2016 ANNUAL GROUNDWATER MONITORING REPORT

ON-SITE AND OFF-SITE GROUNDWATER TREATMENT SYSTEMS

Former Unisys Facility – Great Neck
1111 Marcus Avenue
Lake Success, New York 11030
NYSDEC Site ID# 130045

Prepared for:

Lockheed Martin Corporation
7000 Calmont Avenue, Suite 300 MS 2010
Fort Worth, Texas 76116

Prepared by:

One Salem Square
295 Route 22E, Suite 104E
Whitehouse Station, NJ 08889

January 31, 2017

Project No. 117-0507642

2016 ANNUAL GROUNDWATER MONITORING REPORT

ON-SITE AND OFF-SITE GROUNDWATER TREATMENT SYSTEMS

Former Unisys Facility – Great Neck
1111 Marcus Avenue
Lake Success, New York 11030
NYSDEC Site ID# 130045

Prepared for:

Lockheed Martin Corporation

Prepared by:

TETRA TECH

One Salem Square
295 Route 22E, Suite 104E
Whitehouse Station, NJ 08889

January 31, 2017

Project No. 117-0507642

Prepared by:

Steven G. Feldmann, P.G.
Associate Geologist

Reviewed/Approved by:

Dallas Mellott
Project Manager

TABLE OF CONTENTS

Section **Page**

1.0 INTRODUCTION 1-1
1.1 Site Description and Site History 1-2
1.2 Site Regulatory Background 1-3
1.3 Site Hydrogeology 1-6
1.4 Groundwater Remedial Systems 1-9
1.5 Monitoring Program Requirements 1-11
1.6 Objectives 1-12
1.7 Report Organization 1-12
2.0 FIELD AND LABORATORY PROCEDURES 2-1
2.1 Water Level Measurements 2-1
2.2 Groundwater Sampling 2-2
2.2.1 2016 Q1 Groundwater Sampling Event 2-3
2.2.2 2016 Q2 Groundwater Sampling Event 2-3
2.2.3 2016 Q3 Annual Groundwater Sampling Event 2-4
2.2.4 2016 Q4 Groundwater Sampling Event 2-4
2.2.5 Data Validation 2-4
3.0 RESULTS 3-1
3.1 Groundwater Elevations 3-1
3.1.1 Assessment of Estimated Capture Zones 3-2
3.1.2 Upper Glacial Aquifer - April and July 2016 3-4
3.1.3 Upper Portion of the Magothy Aquifer – April and July 2016 3-5
3.1.4 Middle Portion of the Magothy Aquifer – April and July 2016 3-6
3.1.5 Basal Portion of the Magothy Aquifer – April and July 2016 3-8
3.1.6 Vertical Hydraulic Gradients 3-9
3.1.6.1 Vertical Hydraulic Gradients between the Upper Glacial Aquifer and the Upper Portion of the Magothy Aquifer 3-10
3.1.6.2 Vertical Hydraulic Gradients between the Upper and Middle Portions of the Magothy Aquifer 3-12
3.1.6.3 Vertical Hydraulic Gradients between the Middle and Basal Portions of the Magothy Aquifer 3-13
3.2 Groundwater Quality and Concentration Trends 3-14
3.2.1 Upper Glacial 3-16
3.2.2 Upper Magothy 3-17
3.2.3 Middle Magothy 3-18
3.2.4 Basal Magothy 3-21
3.2.5 Recovery Wells 3-22
3.2.6 1,4-Dioxane Concentrations 3-23
4.0 CONCLUSIONS AND RECOMMENDATIONS 4-1
5.0 REFERENCES 5-1

TABLE OF CONTENTS (CONT'D)

LIST OF TABLES

Table 1-1 Applicable or Relevant and Appropriate Requirements for Groundwater Cleanup Criteria for Volatile Organic Compounds
Table 2-1 Groundwater Monitoring Well Network
Table 3-1 Synoptic Groundwater Level Measurements
Table 3-2 Vertical Hydraulic Gradients
Table 3-3 Volatile Organic Compound Analytical Results - 2016 Annual Groundwater Monitoring Event
Table 3-4 2016 Groundwater Analytical Results - Bromide and Chloride

LIST OF FIGURES

Figure 1-1 Site Location Map

Figure 2-1 Wells Located within a 1.5-Mile, 2-Mile, and 2.5-Mile Radius of the Former Unisys Facility
Figure 3-1 Potentiometric Surface Configuration of the Upper Glacial Aquifer, April 2016
Figure 3-2 Potentiometric Surface Configuration of the Upper Glacial Aquifer, July 2016
Figure 3-3 Potentiometric Surface Configuration of the Upper Magothy Aquifer, April 2016
Figure 3-4 Potentiometric Surface Configuration of the Upper Magothy Aquifer, July 2016
Figure 3-5 Potentiometric Surface Configuration of the Middle Magothy Aquifer, April 2016
Figure 3-6 Potentiometric Surface Configuration of the Middle Magothy Aquifer, July 2016
Figure 3-7 Potentiometric Surface Configuration of the Basal Magothy Aquifer, April 2016
Figure 3-8 Potentiometric Surface Configuration of the Basal Magothy Aquifer, July 2016
Figure 3-9 Total Volatile Organic Compound Concentrations in Upper Glacial Aquifer, July 2016
Figure 3-10 Total Volatile Organic Compound Concentrations in Upper Magothy Aquifer, July 2016
Figure 3-11 Total Volatile Organic Compound Concentrations in Middle Magothy Aquifer, July 2016
Figure 3-12 Total Volatile Organic Compound Concentrations in Basal Magothy Aquifer, July 2016
Figure 3-13 Total Volatile Organic Compound Concentration Trends in Upper Glacial Aquifer
Figure 3-14 Total Volatile Organic Compound Concentration Trends in Upper Magothy Aquifer
Figure 3-15 Total Volatile Organic Compound Concentration Trends in Middle Magothy Aquifer
Figure 3-16 Total Volatile Organic Compound Concentration Trends in Basal Magothy Aquifer

TABLE OF CONTENTS (CONT'D)

Figure 3-17 July 2016 Groundwater – Upper Glacial, Compound of Concern and 1,4-Dioxane Concentrations
Figure 3-18 July 2016 Groundwater – Upper Magothy, Compound of Concern and 1,4-Dioxane Concentrations
Figure 3-19 July 2016 Groundwater – Middle Magothy, Compound of Concern and 1,4-Dioxane Concentrations
Figure 3-20 July 2016 Groundwater – Basal Magothy, Compound of Concern and 1,4-Dioxane Concentrations

LIST OF APPENDICES

Appendix A Groundwater Monitoring Optimization Study, Former Unisys Facility Great Neck, New York (AMEC, 2015)
Appendix B Field Data Records
Appendix C Data Usability Summary Reports
Appendix D Memorandum - Groundwater Simulation Analysis of OU1 and OU2 Hydraulic Capture Zones (CDM Smith, 2016)
Appendix E TVOC/Time Graphs

Acronyms

AMEC	AMEC E&E PC
ARARs	Applicable or Relevant and Appropriate Requirements
AROD	Amended Record of Decision
bgs	below ground surface
cis-1,2-DCE	cis-1,2-dichloroethene
COC	compound of concern
DO	dissolved oxygen
DUSR	Data Usability Summary Report
ft/ft	feet per foot
GL	Lower portion of the Glacial Aquifer
gpm	gallons per minute
GWTS	Groundwater Treatment System
iPark	iPark Lake Success LLP
IRM	Interim Remedial Measure
Lockheed Martin	Lockheed Martin Corporation
Loral	Loral Corporation
MI	Middle portion of Magothy Aquifer
µg/L	microgram per liter
ML	Lower portion of Magothy Aquifer
MLWD	Manhasset Lakeville Water District
MU	Upper portion of Magothy Aquifer
NYSDEC	New York State Department of Environmental Conservation
NYSDOH	New York State Department of Health
OU	operable unit
OU1	Operable Unit 1
OU2	Operable Unit 2
ORP	oxidation-reduction potential
PCE	tetrachloroethene
PWSPMP	Public Water Supply Protection and Mitigation Program
Q1	2016 First Quarter
Q2	2016 Second Quarter
Q3	2016 Third Quarter

Acronyms (Cont'd)

Q4	2016 Fourth Quarter
QA/QC	Quality Assurance/Quality Control
QAPP	Quality Assurance Project Plan
RI/FS	Remedial Investigation/Feasibility Study
ROD	Record of Decision
SAP	Sampling and Analysis Plan
SCGs	Standards, Criteria, and Guidance
Site	Former Unisys Facility located in the Village of Lake Success, New York
SMP	Site Management Plan
Sperry	Sperry Gyroscope Company
TCE	trichloroethene
TCL	target compound list
TestAmerica	TestAmerica, Inc.
Tetra Tech	Tetra Tech, Inc.
TVOC	total volatile organic compounds
USEPA	United States Environmental Protection Agency
VOC	volatile organic compound
WAGNN	Water Authority of Great Neck North
WQIP	Water Quality Indicator Parameters

1.0 Introduction

On behalf of Lockheed Martin Corporation (Lockheed Martin), Tetra Tech, Inc. (Tetra Tech) has prepared this Annual Groundwater Monitoring Report to provide the results of quarterly groundwater sampling activities conducted in 2016 at the former Unisys facility (i.e., the Site) located in Lake Success, New York (New York State Department of Environmental Conservation [NYSDEC] Site Number 130045). The Site is listed by NYSDEC as a Class 2, Inactive Hazardous Waste site. The quarterly groundwater monitoring activities were conducted using field sampling and analytical methods consistent with the Lockheed Martin-approved Site-specific Sampling and Analysis Plan (SAP) and Quality Assurance Project Plan (QAPP).

Tetra Tech conducted quarterly groundwater sampling events in January, April, July, and October 2016. Consistent with the SAP, during the first, second, and fourth quarterly events (Q1, Q2, and Q4, respectively), groundwater samples were collected from 13 sentinel wells located hydraulically downgradient and north of the former Unisys facility. During the third quarterly sampling event (Q3), groundwater samples were collected from an additional 40 wells located both on and off the former Unisys facility property. As directed by NYSDEC, additional wells were sampled during the Q2 (15 additional wells), Q3 (12 additional wells), and Q4 events (2 additional wells). Four of the wells sampled during the Q4 event (monitoring wells 2GL, 9GL, 10GL, and 35GL) were sampled to provide baseline groundwater analytical data prior to rehabilitation of the Site soil vapor extraction remediation wells.

This report meets NYSDEC administrative requirements to obtain operational groundwater quality and water level data, and to assess the overall performance of the on-Site Operable Unit 1 (OU1) and off-Site Operable Unit 2 (OU2) groundwater treatment systems. The 2016 quarterly monitoring results are evaluated to assess groundwater conditions in the OU1 and OU2 areas, including horizontal and vertical groundwater flow, estimated groundwater capture, groundwater quality trends, and volatile organic compound (VOC) concentrations in the sentinel monitoring well network.

1.1 Site Description and Site History

The Site is located at 1111 Marcus Avenue, Lake Success in Nassau County, New York. A portion of the facility is located in the Town of North Hempstead and a portion in the Village of Lake Success, an incorporated village within the Town of North Hempstead. The Site occupies a parcel of land approximately 90.5-acre in size that is bounded by Marcus Avenue to the north, Union Turnpike to the south, Lakeville Road to the west and the Triad Business Park to the east. The Site location is shown on Figure 1-1.

The former Unisys facility property is fully developed, with the bulk of the property comprised of the main building (former manufacturing building), various smaller support buildings (e.g., foundry and boiler building), three recharge basins, and parking lots. The smaller buildings are located south of the main building. The Site was redeveloped by the current owner for commercial use and the main building presently houses a number of tenants.

The Site was a former manufacturing facility of mainly electronic components for military and commercial applications. The former facility was active from 1941 through 1995, when manufacturing activities ceased, but some assembly, integration, prototype development and testing, and engineering and administrative activities were being conducted at the facility through 1999. The facility was originally designed and built by the United States government and was operated under contract to the Sperry Gyroscope Company (Sperry) from 1941 to 1951. In 1951, the property was sold to Sperry, which merged with Burroughs in 1986 to form the Unisys Corporation. In 1995, Loral Corporation (Loral) acquired assets of Unisys Defense Systems, a division of Unisys Corporation. In early 1996, Lockheed Martin purchased the electronics and systems integration businesses of Loral. In April 2000, iPark Lake Success LLP (iPark) purchased the Site property from Lockheed Martin for redevelopment and use as a commercial space. The current property is roughly split into two condominium units, with one unit primarily occupying the western half of the main building (owned by 1111 Marcus Avenue, Unit 2 Owner, LLC), and the other unit primarily occupying the eastern half of the main building (owned by WRD Marcus Avenue A, LLC, c/o Waterstone Development, LLC).

From 1978 to 1996, a series of on-Site studies and remedial activities were undertaken to investigate and remediate reported VOC concentrations in soil and groundwater. The compounds of concern

(COC) at the site are VOCs, primarily trichloroethene (TCE), cis-1,2-dichloroethene (cis-1,2-DCE), tetrachloroethene (PCE), and trichlorotrifluoroethane (Freon 113). The investigations traced the origin of the VOCs to a series of dry wells on the southeast corner of the main building at the Site.

In 1991, Unisys Corporation (previous site owner) entered into an Administrative Order on Consent requiring the completion of a Remedial Investigation and Feasibility Study, including the implementation of interim remedial measures (IRM) for soil and groundwater. The groundwater IRM (a groundwater pump and treat system) was initiated in April 1993 and included the installation of a series of northern boundary and source area recovery wells, air strippers and liquid-phase granular activated carbon filters to remove the VOCs, and diffusion wells located south of the main facility building for injection of the treated groundwater. This system was shut down in 2001, shortly before the current on-Site groundwater treatment system began operation. The soil IRM was installed in January 1994, and consisted of a soil vapor extraction system in the dry well area (i.e., source area) near the southeast corner of the main building to remediate residual VOCs in the soil. In 1998, three former dry wells were excavated to a depth of 30 feet and approximately 800 tons of VOC-impacted soil were removed and properly disposed at a permitted off-Site disposal facility.

The site was divided into two Operable Units (OU) in 1995. An OU represents a portion of the site remedy that for technical or administrative reasons can be addressed separately to eliminate or mitigate a release, threat of release, or exposure pathway resulting from the site contamination. Operable Unit 1 (OU1) consists of the 90.5-acre former Unisys facility property. Operable Unit 2 (OU2) is defined as the off-Site area beyond the 90.5-acre property where VOCs in groundwater have migrated northward from the Site (OU1).

1.2 Site Regulatory Background

A Record of Decision (ROD) was issued by NYSDEC for OU1 in March 1997. The selected remedial alternative targeted the Glacial aquifer, and the Upper and Middle portions of the Magothy aquifer for hydraulic control by pumping with treatment, providing capture of VOC-impacted groundwater down to a depth of approximately 270 feet below ground surface (bgs). Concentrations of VOCs in the lower Magothy were reported as typically an order of magnitude lower than in the shallower aquifer zones. The selected groundwater extraction system was intended to interdict

further downward migration of contaminants. Therefore, active pumping of the lower Magothy aquifer was not proposed at the time.

A description of the elements of the selected remedy in the March 1997 OU1 ROD (NYSDEC, 1997) included the following:

- Based on groundwater modeling, it is estimated that a total of five extraction wells will be operated across the site extracting approximately 1,800 gallons per minute (gpm).
- Pumping and water quality data will be monitored to determine the effects of the selected extraction system at all depths including the lower Magothy aquifer. After the selected remedial alternative becomes operational, it will be evaluated to determine if additional remedial alternatives for the lower Magothy aquifer need to be implemented. This issue will also be addressed as part of the OU2 Remedial Investigation/Feasibility Study (RI/FS).
- Over time, the selected remedial alternative would be evaluated by sampling both on-Site and off-Site monitoring wells to determine its ability to provide hydraulic control, to meet discharge standards, and to reduce on-Site groundwater concentrations to the remedial action objectives.
- A deed restriction will be imposed on the portions of the site where the recharge basins are located to limit access to the basins and restrict future use of the site.
- A Declaration of Covenants and Restrictions will be filed with the Nassau County Clerk to prohibit modifications to the site without Department approval to prevent potential future development on the basin property.

During subsequent design of the OU1 remedy, the results of groundwater modeling performed during design implementation indicated that operation of the five extraction wells at 1,800 gpm and discharge of the treated water on-Site might cause further migration of the plume. Based on additional evaluations, the approved remedial design specified an extraction rate of 730 gpm for the on-Site recovery wells and the discharge of treated groundwater at a location northeast of the Site in an area beyond the plume.

In accordance with the March 1997 ROD, during the OU2 RI/FS activities an evaluation was conducted to identify if additional remedial alternatives for the lower Magothy aquifer should be implemented. The evaluation results indicated that an upgrade of the 730 gpm OU1 groundwater remediation system was needed to improve groundwater capture from the lower (basal) Magothy aquifer to ensure complete capture of VOC-impacted groundwater related to the Site.

An amendment to the ROD was issued by NYSDEC in January 2015. The January 2015 Amendment to the Record of Decision (AROD) for OU1 amended the selected remedy for the OU1 site (NYSDEC, 2015), deleting the bulleted elements of the March 1997 ROD noted above and replacing them with comparable, updated requirements, including the following that pertain to groundwater monitoring:

- The installation of a new 120 gpm extraction well to collect and treat an additional volume of groundwater, bringing the total OU1 groundwater treatment system (GWTS) extraction rate up to 850 gpm.
- As part of an overall Site Management Plan (SMP), preparation of a Monitoring Plan to assess the performance and effectiveness of all operable units of the remedy. The Monitoring Plan will include, but may not be limited to:
    - Monitoring of the groundwater to assess the performance and effectiveness of the remedy;
    - Monitoring of the groundwater at irrigation wells that are or that become impacted by site-related groundwater contamination; and
    - A schedule of monitoring and frequency of submittals to NYSDEC.

In December 2014, NYSDEC, in consultation with the New York State Department of Health (NYSDOH) issued a ROD for OU2 (NYSDEC, 2014). The OU2 ROD details the selected remedy intended to attain the remedial action objectives for the off-Site area in OU2 and includes the following elements related to the groundwater monitoring program:

- The continued operation of the existing 500 gpm OU2 groundwater extraction and treatment system located at the Great Neck School property.

- As previously noted in the discussion of the AROD, upgrade of the 730 gpm OU1 groundwater remediation system by the installation of a new 120 gpm extraction well to collect and treat an additional volume of groundwater, bringing the total system up to 850 gpm. This upgrade of the OU1 GWTS was required to improve groundwater capture from the basal Magothy zone to ensure complete capture of VOC-impacted groundwater related to the Site. Treated water would be discharged in the same location.
- Implementation of a Public Water Supply Protection and Mitigation Program.
- As noted above in the AROD, implementation of a SMP, including a Monitoring Plan to assess the performance and effectiveness of the remedy, as described above.

In accordance with the January 2015 AROD for OU1 and the December 2014 ROD for OU2, Lockheed Martin tasked AMEC E&E PC (AMEC) with development of the SMP. As part of the SMP, AMEC performed a groundwater monitoring optimization study to identify redundancies in the groundwater monitoring program (Appendix A). Specifically, the goal was to analyze the overall sampling program to design a more efficient, cost-effective, and statistically-defensible sampling program by reducing the collection of samples that are redundant in either time or space. Redundant samples are those that are not necessary to predict concentration trends over time at a monitoring well or to interpolate the spatial distribution of concentrations in a plume. The analysis was performed to determine the optimal sampling frequencies for individual wells and to assess the spatial distribution of wells within the well network for possible redundancy. The results of the spatial analysis indicate that there is not a strong case yet for removing specific wells from the monitoring program. The results of the temporal analysis support a reduced sampling frequency of from 18 months to 2 years for wells that are currently sampled annually; however, a more conservative 18 month sampling frequency was recommended, with samples collected in the spring and fall in alternate years. The study results were submitted to NYSDEC in December 2015 and NYSDEC comments on the study results and recommendations are requested in conjunction with NYSDEC's review of this document.

1.3 Site Hydrogeology

The Site and surrounding area are underlain by unconsolidated gravel, sand, silt and clay deposits that vary in thickness and rest on southward-sloping Precambrian bedrock. Based on the

information contained in the Remedial Investigation (RI) Report for OU2 (ARCADIS, 2012b) and other sources (Swarzenski, 1963; Smolensky and others, 1989; Stumm, 2001), the unconsolidated deposits near the Site consist of the following formations (listed from shallow to deep):

- Upper Glacial deposits – primarily glacial till (unsorted clay, sand, gravel, and boulders) and stratified outwash deposits of sand and gravel, interbedded with silts and thin clay lenses. Based on the interpretive geologic cross-sections provided in the OU2 RI Report, the contact between the Upper Glacial deposits and the underlying Magothy Formation at the former Unisys facility building is approximately 160 feet bgs.

- Magothy Formation – composed primarily of fine to medium sand with silt and clay lenses, with a basal coarse sand and gravel zone. The fine-grained lenses are generally discontinuous. Based on the interpretive geologic cross-sections provided in the OU2 RI Report, the contact between the Magothy Formation and the underlying Raritan Upper Clay member at the former Unisys facility building is approximately 450 feet bgs. Boring logs indicate that the Magothy Formation thins to the north.

- Raritan Formation, Upper Clay member - predominantly clay, solid and silty, grey, red, and white colored, often variegated, with few lenses and layers of sand. Serves as a confining layer for the underlying Lloyd aquifer. Based on the interpretive geologic cross-sections provided in the OU2 RI Report, the contact between the Raritan Upper Clay member and the underlying Raritan Lloyd Sand member at the former Unisys facility building is approximately 735 feet bgs.

- Raritan Formation, Lloyd Sand member - composed of fine to coarse sand and gravel with commonly a clayey matrix. The Lloyd Sand member overlies the Precambrian bedrock. The thickness of the Lloyd Sand member on the Great Neck peninsula ranges from less than 50 feet to more than 150 feet (Stumm, 2001).

The bedrock underlying the Lloyd Sand member generally consists of muscovite-biotite schist, gneiss, and granite, with an upper clayey weathered zone (saprolite) reportedly up to 70 feet thick (Swarzenski, 1963).

The major aquifers beneath the Site are the Upper Glacial, Magothy, and Lloyd aquifers. Although these aquifers comprise the Long Island Groundwater System, the Lloyd aquifer is hydraulically isolated from the overlying aquifer by the presence of the Raritan Clay confining unit and is not impacted by VOCs related to the Site; therefore, the Lloyd aquifer is not discussed further in this report.

Elevated concentrations of Site-related VOCs have been reported in groundwater samples collected from the Upper Glacial and Magothy Formation aquifers. The Upper Glacial aquifer is the shallowest groundwater unit and consists of Pleistocene age, unconsolidated deposits. Groundwater levels measured within the Upper Glacial aquifer are representative of water table conditions. The underlying Cretaceous-age Magothy aquifer is thicker than the Upper Glacial aquifer and contains many localized silt and/or clay lenses, which create increasingly confined aquifer conditions with depth. The Upper Glacial and underlying Magothy aquifers are hydraulically connected beneath and near the Site; therefore, groundwater can flow from one aquifer to the other and these two aquifers function hydraulically as one aquifer.

To facilitate mapping and evaluation of hydraulic and water quality data, the Upper Glacial and Magothy aquifers beneath and near the Site have been divided into four zones, specifically the Upper Glacial aquifer and the upper, middle, and basal portions of the Magothy aquifer. The aquifer zones are defined as follows:

- Upper Glacial aquifer – from land surface (approximately 120 to 140 feet above mean sea level [msl]) to an elevation of approximately -20 feet msl
- Upper portion of the Magothy aquifer – from approximately -20 to -110 feet msl
- Middle portion of the Magothy aquifer – from approximately -110 to -200 feet msl
- Basal portion of the Magothy aquifer – from approximately -200 feet msl to the top of the underlying Raritan Clay confining unit

1.4 Groundwater Remedial Systems

Both the OU1 (on-Site) and OU2 (off-Site) groundwater recovery, treatment, and re-injection systems have been operating for several years. The goal of the OU1 GWTS is to provide hydraulic control of the Site groundwater plume and treat VOC-impacted groundwater for subsequent discharge back to groundwater. The current GWTS at OU1 began operating in August 2002 and consists of three groundwater recovery wells on the former Unisys facility property (EW-1, RW-1RS, and RW-1RD) pumping a combined nominal flow of 730 gpm to create a capture zone consistent with the March 1997 ROD requirement to control off-Site VOC migration to a depth of approximately 270 feet below ground surface. The three OU1 on-Site recovery wells are screened in different portions of the aquifers beneath the Site, as described below.

- RW-1RS – shallowest of the three recovery wells, screened in the Upper Glacial aquifer (144 to 164 feet bgs [-4 to -24 feet msl]) and the Upper Magothy (172 to 202 feet bgs [-32 to -62 feet msl]). Ground surface elevation at RW-1RS is approximately 140 feet msl.

- EW-1 – screened in the Upper Magothy (199 to 229 feet bgs [-55 to -89 feet msl]). Ground surface elevation at EW-1 is approximately 144 feet msl. Recovery well EW-1 failed in July 2016 and was decommissioned in December 2016. A replacement well (EW-1R) that will be screened at approximately the same depth interval is currently being installed.

- RW-1RD – deepest of the three recovery wells, screened in the Upper and Middle Magothy (238 to 268 feet bgs [-98 to -128 feet msl]). Ground surface elevation at RW-1RD is approximately 140 feet msl.

Groundwater recovered by the OU1 extraction system is pumped to the OU1 GWTS. The extracted groundwater is treated in series through two vertical air stripper towers to remove dissolved VOCs to levels below their site-specific Applicable or Relevant and Appropriate Requirements (ARARs), as shown in Table 1-1. The treated groundwater is discharged back to the aquifer system via an array of four diffusion wells (wells DW-11, DW-12, DW-13 and DW-14) that are screened in the Magothy aquifer, as described below.

- DW-11 – screened in the Middle Magothy and Basal Magothy (275 to 411 feet bgs [-152 to -288 feet msl]). Ground surface elevation at DW-11 is approximately 123 feet msl.

- DW-12 – screened in the Middle Magothy and Basal Magothy (308 to 396 feet bgs [-179 to -267 feet msl]). Ground surface elevation at DW-12 is approximately 129 feet msl.

- DW-13 – screened in the Middle Magothy (250 to 320 feet bgs [-128 to -198 feet msl]) and the Basal Magothy (340 to 380 feet bgs [-218 to -258 feet msl]). Ground surface elevation at DW-13 is approximately 122 feet msl.

- DW-14 – screened in the Middle Magothy (270 to 322 feet bgs [-135 to -187 feet msl]) and two intervals in the Basal Magothy (372 to 390 feet bgs [-237 to -255 feet msl] and 398 to 424 feet bgs [-263 to -289 feet msl]). Ground surface elevation at DW-14 is approximately 135 feet msl.

Consistent with the requirements of the OU1 AROD and OU2 ROD, Lockheed Martin is planning to upgrade the existing 730 gpm OU1 GWTS to 850 gpm via the installation of a new recovery well (RW-3) to improve capture of groundwater from the Basal Magothy. The installation of recovery well RW-3 and associated upgrades to the OU1 GWTS supervisory control and data acquisition system will be conducted in 2017.

The goal of the off-Site OU2 groundwater extraction and treatment system is to recover additional contaminant mass in a "hotspot" identified in the early 2000s and to retard further migration of Site-related dissolved VOCs. As discussed in Section 1.2 above, NYSDEC issued a ROD in December 2014 that incorporated the existing off-Site groundwater extraction and treatment system into the OU2 final remedy. The OU2 system is located hydraulically downgradient (i.e., north) of the former Unisys facility and operates with one recovery well (RW-100) and three diffusion wells (DW-100, DW-101, and DW-102) that are screened as follows:

- RW-100 – screened at two intervals in the Upper Magothy (190 to 210 feet bgs [-33 to -53 feet msl] and 238 to 260 feet bgs [-81 to -103 feet msl]) and one interval in the Middle Magothy (276 to 324 feet bgs [-119 to -167 feet msl]). Ground surface elevation at RW-100 is approximately 157 feet msl.

- DW-100 – screened in the Middle Magothy (299 to 331 feet bgs [-170 to -202 feet msl]) and the Basal Magothy (415 to 419 feet bgs [-286 to -290 feet msl]). Ground surface elevation at DW-100 is approximately 133 feet msl.

- DW-101 – screened in two intervals in the Basal Magothy (333 to 383 feet bgs [-210 to -260 feet msl] and 393 to 408 feet bgs [-270 to -285 feet msl]). Ground surface elevation at DW-101 is approximately 128 feet msl.

- DW-102 – screened in the Basal Magothy (365 to 413 feet bgs [-238 to -286 feet msl]). Ground surface elevation at DW-102 is approximately 127 feet msl.

1.5 Monitoring Program Requirements

In addition to creating an effective capture zone, the remedial goals for the OU1 GWTS, as described in the March 1997 ROD, are to provide for attainment of Standards, Criteria, and Guidance (SCGs) for groundwater quality, to the extent practicable, and to mitigate the impacts of VOC-impacted groundwater to the environment at the Site. The OU2 GWTS is designed to remove contaminant mass from an area of elevated groundwater impacts, minimize potential impacts to public water supply wells, and minimize further migration of the dissolved VOC groundwater plume.

The groundwater data obtained during the ongoing monitoring program are used to evaluate the effectiveness of the active OU1 and OU2 groundwater treatment systems in meeting the above goals. To accomplish this, quarterly groundwater sampling is conducted to assess dissolved VOC concentrations in both on-Site and off-Site wells and to observe potential changes over time in VOC concentration trends in the underlying aquifer system, as evinced by monitoring the wells that most represent GWTS performance. Groundwater quality is monitored in the four separate aquifer zones, as discussed above. Synoptic measurement of groundwater levels is also conducted to provide data to assess groundwater flow directions and to facilitate recovery well capture zone analysis.

To provide an overall assessment of groundwater conditions at and near the Site, groundwater data and interpretations from both the on-Site (OU1) and off-Site (OU2) areas have been included in this report.

1.6 Objectives

The objectives of the annual groundwater monitoring program are as follows:

- Monitor on-Site and off-Site hydraulic conditions (i.e., collect synoptic groundwater level measurements, develop potentiometric surface maps, and evaluate horizontal and vertical gradients) to assess groundwater flow.
- Monitor on-Site and off-Site groundwater quality for VOCs and other select constituents, as required.
- Evaluate current groundwater quality relative to regulatory criteria and historic monitoring results to identify spatial and/or transient changes in groundwater quality due to remedial activities, groundwater flow, water supply pumping conditions, or other factors.
- Provide recommendations, as appropriate, to improve the effectiveness of the groundwater monitoring program and the effectiveness of the OU1 and OU2 groundwater treatment systems.

1.7 Report Organization

This report is organized as follows:

- The introduction, a summary of background information, including a description of the Site, the Site regulatory history and hydrogeology, the groundwater remedial systems, the monitoring program requirements and objectives, and the report organization are provided in Section 1.
- The field methods used and laboratory analyses performed during the 2016 groundwater monitoring activities are briefly summarized in Section 2.
- The 2016 groundwater monitoring results, including an assessment of groundwater flow and estimated recovery well capture zones, groundwater analytical results, and VOC concentration trends are discussed in Section 3.
- Conclusions and proposed recommendations are provided in Section 4.

2.0 Field and Laboratory Procedures

As noted in Section 1 of this report, groundwater monitoring activities conducted in 2016 consisted of collecting synoptic groundwater level measurements prior to groundwater sampling and quarterly groundwater sampling events. Synoptic water level measurements were collected from available on-Site and off-Site monitoring and recovery wells associated with the OU1 and OU2 groundwater treatment systems prior to conducting the 2016 Q2 and Q3 groundwater sampling events (in April and July 2016, respectively). Quarterly groundwater samples were collected in January, April, July, and October 2016 from monitoring wells, irrigation wells, public supply wells, and OU1 and OU2 recovery wells at and near the Site. The current groundwater monitoring well network was established to satisfy the objectives of the March 1997 OU1 ROD, the January 2015 OU1 AROD, and the December 2014 OU2 ROD. The location of the wells within the monitoring well network and nearby water supply and irrigation wells are provided in Figure 2-1. A list of the wells in the groundwater monitoring network and well construction details are provided in Table 2-1. The groundwater level measurement methods are described below, followed by a description of the groundwater sampling methods.

2.1 Water Level Measurements

Tetra Tech collected synoptic groundwater level measurements on April 26, 2016 prior to the 2016 Q2 groundwater sampling event and on July 6, 2016 prior to the 2016 Q3 groundwater sampling event. Measurements were collected from on-Site and off-Site monitoring and recovery wells, former supply wells, and off-Site diffusion wells. Groundwater level measurements were collected from 125 available wells during 2016 Q2 and from 123 available wells during 2016 Q3. During the 2016 Q3 synoptic event, well ERM-MW-7 was not accessible for gauging due to a car parked on the well, and well N5710, which is an inactive water supply well located in an underground well room, was not gauged due to unsafe conditions encountered in the well room during the 2016 Q2 synoptic event.

Synoptic groundwater level measurements were collected using an electronic water level meter in accordance with the measurement procedures in the Revised Draft SAP (Tetra Tech, 2016). The depth to water at each well was measured to the nearest 0.01 feet from the surveyed measuring point identified on the well casing or at the well head (in the case of recovery wells and diffusion wells).

2.2 Groundwater Sampling

The 2016 quarterly groundwater monitoring program was conducted in accordance with the well list and sampling frequencies specified in the SAP. During the 2016 Q1, Q2, and Q4 sampling events, groundwater samples were collected from approximately 13 sentinel wells located hydraulically downgradient and north of the former Unisys facility. During the 2016 Q3 sampling event, groundwater samples were collected from an additional 40 wells, including monitoring wells, irrigation wells, public supply wells, and OU1 and OU2 recovery wells located both on and off the former Unisys facility property. As directed by NYSDEC, additional wells were also sampled during the 2016 Q2, Q3, and Q4 sampling events.

Groundwater samples were collected during the 2016 quarterly sampling events using low-flow purging and sampling methods consistent with the SAP and the United States Environmental Protection Agency (USEPA) Low Stress (Low Flow) Purging and Sampling Procedure for the Collection of Ground Water Samples from Monitoring Wells (USEPA, 2010). The sentinel monitoring wells were purged and sampled using dedicated bladder pumps previously installed in the wells. Wells without dedicated pumps were purged and sampled using portable bladder pumps. For wells deeper than approximately 200 feet bgs, the portable bladder pumps were set approximately 20 feet into the water column with a drop tube that extended downward to the desired sample intake depth. Water quality indicator parameters (WQIP) measured during well purging (i.e., pH, temperature, specific conductance, dissolved oxygen [DO] and oxidation-reduction potential [ORP], and turbidity) were recorded on field data sheets that are provided in Appendix B. Groundwater grab samples were collected from active irrigation wells, public supply wells, and the OU1 and OU2 recovery wells.

Groundwater samples collected during the 2016 quarterly sampling events were submitted to TestAmerica, Inc. (TestAmerica) located in Edison, New Jersey, a NYSDOH-certified laboratory, for analysis of target compound list (TCL) VOCs plus Freon 11, Freon 22, Freon 113, Freon 115,

Freon 123, and Freon 152 using USEPA Method OLM04.2. In addition, a subset of groundwater samples were analyzed for chloride (via Method SM4500 Cl-) and bromide (via USEPA Method 300.0). As directed by NYSDEC, groundwater samples collected during the Q2, Q3, and Q4 were also analyzed for 1,4-dioxane via SW-846 Method 8260 using Selective Ion Monitoring (SIM) to obtain a detection limit lower than 0.35 micrograms per liter (µg/L).

Quality Assurance/Quality Control (QA/QC) samples included trip blanks, field blanks, field duplicates, and matrix spike/matrix spike duplicate sets. QA/QC samples were collected at a frequency commensurate with the data validation requirements. Trip blanks accompanied samples for VOC analysis, and field blanks were collected daily when non-dedicated sampling equipment (i.e., portable pumps) were used during well purging and sampling.

Additional details regarding the sampling conducted during the individual quarterly events are provided below.

2.2.1 2016 Q1 Groundwater Sampling Event

The 2016 Q1 groundwater sampling event was conducted on January 14 and January 15, 2016. During the Q1 groundwater sampling event, groundwater samples were collected from approximately 13 sentinel wells. Irrigation well N2169 was offline due to weather during the Q1 sampling event and could not be sampled. As requested by Lockheed Martin, one additional on-Site monitoring well (35GL) was also sampled.

2.2.2 2016 Q2 Groundwater Sampling Event

The 2016 Q2 groundwater sampling event was conducted from April 26 to April 29, 2016. During the Q2 groundwater sampling event, groundwater samples were collected from approximately 13 sentinel wells. Based on the 2016 Q1 groundwater analytical results, NYSDEC directed Tetra Tech (via email on March 10, 2016) to add well 35GL to the quarterly groundwater sampling program. During a subsequent discussion on April 11, 2016, NYSDEC directed that an additional 14 wells be sampled during the Q2 event, including seven monitoring wells (33GL, 33MI, 33ML, 45MU, 45MI, 49MI, and 49ML), two irrigation wells (N5535 and N13889), one public water supply well (N13821), and the four recovery wells located at OU1 (RW-1RS, RW-1RD, and EW-1) and OU2 (RW-100). Public water supply well N12999 was also scheduled to be sampled during the 2016 Q2

sampling event, but the well was offline due to electrical problems and a sample could not be collected.

2.2.3 2016 Q3 Annual Groundwater Sampling Event

The 2016 Q3 annual groundwater sampling event was conducted from July 7 to July 14, 2016. During the Q3 groundwater sampling event, groundwater samples were collected from approximately 53 wells including 13 sentinel wells. As directed by NYSDEC, an additional 12 monitoring wells were sampled during this event (2GL, 2MU, 2MI, 3GL, 3ML, 10GL, 35GL, 47MI, 47ML, 49MI, 49ML, and ERMMW-2). Based on a discussion with NYSDEC on July 5, 2016, recovery wells RW-1RS, RW-1RD, EW-1, and RW-100 were not sampled during the 2016 Q3 annual sampling event, as they were previously sampled during the 2016 Q2 event.

2.2.4 2016 Q4 Groundwater Sampling Event

The 2016 Q4 annual groundwater sampling event was conducted on October 13 and October 14, 2016 and additional samples were collected on November 1, 2016. During the Q4 groundwater sampling event, groundwater samples were collected from approximately 13 sentinel wells. Prior to the start of sampling, NYSDEC directed that three additional wells be sampled (48MI, 48ML, and N12455). Groundwater samples were collected from wells 48MI and 48ML, but attempts to purge and sample well N12455 were unsuccessful due to a very low water column in the well and negligible well yield during pumping.

2.2.5 Data Validation

The groundwater analytical data generated during the 2016 quarterly sampling events were validated to assess data quality and to document the quality in an organized, systematic, and legally defensible manner. Data usability reviews of the analytical groundwater data collected during the 2016 quarterly sampling events were performed in accordance with the NYSDEC Division of Environmental Remediation (DER) Guidance DER-10, Appendix 2B for Data Usability Summary Reports (DUSR). During the DUSR review, the results were reviewed using the laboratory hardcopy deliverables to verify that results were reported and qualified correctly by the laboratory, and to evaluate QC measurements to determine the usability of results. The DUSRs are provided in Appendix C.

3.0 Results

As noted in Section 1.3, to facilitate mapping and the evaluation of hydraulic and water quality data, the Upper Glacial and Magothy aquifers beneath and near the Site have been divided into four zones, specifically the Upper Glacial aquifer and the Upper, Middle, and Basal portions of the Magothy aquifer. Accordingly, the hydraulic monitoring data (2016 Q2 and Q3) and the groundwater analytical data from the 2016 Q3 annual monitoring event are presented and discussed in this section relative to the four aquifer zones noted above.

3.1 Groundwater Elevations

Groundwater level measurements recorded during the April 2016 Q2 and July 2016 Q3 synoptic groundwater level measurement events and the resulting calculated groundwater elevations are provided in Table 3-1. Potentiometric surface maps prepared using the April 2016 Q2 and July 2016 Q3 groundwater elevation data are provided on Figures 3-1 through 3-8.

The OU1 GWTS and associated recovery wells (EW-1, RW-1RS, and RW-1RD) and the OU2 GWTS and associated recovery well (RW-100) were operational during both the April 2016 Q2 and July 2016 Q3 synoptic groundwater level measurement events. During the April 2016 synoptic groundwater level measurement event, the on-Site OU1 GWTS operated at a pumping rate of approximately 730 gpm and the off-Site OU2 GWTS operated at a pumping rate of approximately 500 gpm. During the July 2016 synoptic groundwater level measurement event, the on-Site OU1 GWTS operated at a pumping rate of approximately 740 gpm and the off-Site OU2 GWTS operated at a pumping rate of approximately 500 gpm. OU1 diffusion wells DW-11, DW-12, DW-13, and DW-14 were on line during both the April 2016 Q2 and July 2016 Q3 synoptic groundwater level measurement events. Off-Site diffusion wells DW-100 and DW-102 were on-line and diffusion well DW-101 was off-line during both synoptic measurement events.

The potentiometric surface maps were constructed using kriging (with subsequent review and adjustments to contour lines as needed based on the Site conceptual model and professional

judgement) to generate groundwater elevation contours for the four aquifer zones. The potentiometric surface elevation contour maps can be used to infer the horizontal groundwater flow direction for the specific aquifer zone presented. When the potentiometric surface maps for each aquifer zone are interpreted as a sequence of maps by depth, a generalized three-dimensional representation of the groundwater flow system can be inferred. Both the horizontal flow directions (inferred from potentiometric surface maps) and the vertical hydraulic gradients (discussed in Section 3.1.6) can be used to conceptualize groundwater flow within the aquifer system based on the quantitative hydraulic head data (i.e., groundwater levels) and qualitative knowledge of other factors that can influence the groundwater system (e.g., operation of pumping wells).

As shown on Figures 3-1 through 3-8, four municipal water supply wells are located north of the Site and OU2 (Water Authority of Great Neck North [WAGNN] wells N12999, N13000, and N13821, and Manhasset Lakeville Water District [MLWD] well N5099). Although depth to groundwater level measurements were not collected at these wells, the effect of active pumping at these well locations was considered during the construction of the potentiometric surface maps and is reflected in the groundwater elevation contours displayed on Figures 3-1 through 3-8.

3.1.1 Assessment of Estimated Capture Zones

The March 1997 OU1 ROD (NYSDEC, 1997) targeted the Upper Glacial aquifer and the Upper and Middle portions of the Magothy aquifer for hydraulic control by pumping with treatment, providing capture of VOC-impacted groundwater down to a depth of approximately 270 feet bgs. Based on the designation of the Middle Magothy aquifer zone as ranging from approximately -110 to -200 feet msl and the average ground surface elevation at the Site (approximately 140 feet msl), a depth of approximately 270 feet bgs (-130 feet msl) would be in the uppermost horizon of the Middle Magothy. Regardless, the January 2015 AROD for OU1 and the December 2014 ROD for OU2 both indicate that an additional recovery well is required to collect and treat an additional volume of groundwater, bringing the total OU1 GWTS pumping rate up to 850 gpm to improve groundwater capture from the Basal Magothy aquifer zone and ensure complete capture. Accordingly, the Basal Magothy was included in the estimated capture zone assessment.

In previous reports, the limits of the hydraulic capture zones for the on-Site and off-Site recovery wells in each aquifer zone were interpreted based on historical water levels and the potentiometric

contours (ARCADIS, 2014). Given that this report provides the results of groundwater monitoring conducted in 2016, the hydraulic capture zones are interpreted based on the 2016 water level data, but they are then compared to simulated hydraulic captures zones that were generated using the existing site-specific groundwater flow and solute transport model (CDM Smith, 2016). Details regarding the two capture zone estimation approaches are provided below.

The groundwater flow and solute transport model was developed as part of the OU2 RI and FS for the site and is described in detail in the RI Report for OU2 (ARCADIS 2012b). The RI/FS groundwater flow model was used to simulate transient groundwater flow patterns from 1940 to 2007 to demonstrate that the model could reasonably represent observed groundwater heads and gradients, and temporal water level variations due to changes in pumping and recharge. CDM Smith updated the groundwater flow model in 2015 by extending the historical groundwater simulation period through 2015. The update included incorporation of recent water supply pumping data, OU1 and OU2 remediation pumping and diffusion data, and estimated monthly groundwater recharge calculated from precipitation data. Additional groundwater flow model simulation analysis was then performed to evaluate the hydraulic capture zones created by the OU1 and OU2 groundwater remediation systems. Details regarding the model update and hydraulic capture zone simulations are provided in the memorandum titled Lockheed Martin, Great Neck Groundwater Simulation Analysis of OU-1 and OU-2 Hydraulic Capture Zones dated April 21, 2016 (Appendix D).

As stated in Appendix D, the basis for the capture zone simulations was a 5-year transient groundwater flow simulation incorporating groundwater pumping and recharge fluxes for years 2011-2015. The 5-year transient flow simulation was repeated 6 times to create a 30-year transient groundwater flow simulation which was used as the basis for the OU1 and OU2 capture zone simulations. The capture zones simulated using the transient flow field, rather than a fixed constant flow field, are believed to be more representative of potential capture, because remediation and water supply pumping is not fixed and varies over the course of a year.

For comparison purposes, Tetra Tech evaluated the estimated capture zones for the OU1 and OU2 recovery system based on the 2016 groundwater and remediation system data using the following multiple lines of evidence approach:

- Estimation of capture zone extent and width in each aquifer zone via two-dimensional analytical flow model calculations (Todd, 1980) using site-specific pumping rates, hydraulic conductivity values, hydraulic gradients, and estimated saturated thicknesses.

- Interpretation of groundwater flow lines from potentiometric surface maps for the four aquifer zones

- Vertical hydraulic gradients calculated based on well pairs completed in adjacent aquifer zones

- VOC concentration trends over time in wells located downgradient of the capture zones

Both the simulated and estimated hydraulic capture zones are shown on the potentiometric surface maps for April 2016 and July 2016. (Figures 3-1 through 3-8). The simulated capture zone shown on the figures is the approximate lateral extent of the superimposed capture zones simulated for the individual OU1 and OU2 recovery wells, as presented in the capture zone figures in Appendix D.

In general, the limits of the simulated and estimated capture zones are consistent. The differences in the simulated and estimated capture zone extents depicted on the figures are mainly a function of the capture zone estimation methods. Specifically, the estimated capture zones are based on two distinct rounds of data (April and July 2016) and provide snapshots of the estimated capture, whereas the simulated capture zones are based on transient groundwater flow simulations over multiple years and incorporate changes in groundwater remediation, local pumping, and recharge. Accordingly, the simulated capture zones are considered to be more representative of potential capture.

The potentiometric surface maps and the simulated and estimated capture zones are discussed below by aquifer zone.

3.1.2 Upper Glacial Aquifer - April and July 2016

The April 2016 Q2 and July 2016 Q3 potentiometric surface maps for the Upper Glacial aquifer are provided in Figures 3-1 and 3-2, respectively. The horizontal component of groundwater flow in the Upper Glacial aquifer in both figures is to the north-northwest. As shown on both figures,

pumping of the OU1 and OU2 extraction/recovery wells has locally depressed the water table, primarily near recovery well RW-1RS, which is completed in the Upper Glacial and Upper Magothy aquifer zones.

As noted above, the simulated and 2016 estimated hydraulic capture zones in the Upper Glacial aquifer are shown on Figures 3-1 and 3-2. Both the simulated and the estimated hydraulic capture zones shown on the figures represent groundwater capture from the combined pumping of the OU1 and OU2 recovery wells. Given that the 2016 estimated capture zones are based partly on the potentiometric surface maps, the estimated capture zone does not extend upgradient beyond the available potentiometric contour lines. Nevertheless, comparison of the estimated and simulated capture zones in the Upper Glacial aquifer in April and July 2016 indicates that there is reasonably good agreement on the downgradient extent and width of the capture zones derived by both methods. The simulated capture zone in the Upper Glacial aquifer indicates more off-Site capture to the west and southwest than the estimated capture zone, and slightly more capture downgradient of RW-100 in July 2016.

The horizontal extent of the simulated and estimated capture zones in the Upper Glacial aquifer in April and July 2016 encompass the majority of the former Unisys facility property (Figures 3-1 and 3-2). The depressed potentiometric contours near RW-100 and the downgradient extent of the simulated and estimated capture zones indicate that off-Site Upper Glacial groundwater is also captured to some extent by OU2 recovery well RW-100, which is completed in the Upper and Middle Magothy zones.

Measured synoptic groundwater elevations in the Upper Glacial aquifer across OU1 and OU2 generally ranged from approximately 49 to 39 feet msl from southeast to northwest in April 2016 and were similar in July 2016. The horizontal hydraulic gradient in the Upper Glacial aquifer during the April and July 2016 synoptic groundwater measurement events was approximately 0.0015 feet per foot (ft/ft) and approximately 0.0018 ft/ft, respectively.

3.1.3 Upper Portion of the Magothy Aquifer – April and July 2016

The April 2016 Q2 and July 2016 Q3 potentiometric surface maps for the Upper portion of the Magothy aquifer are provided in Figures 3-3 and 3-4, respectively. The horizontal component of

groundwater flow in the Upper Magothy zone is generally to the northwest, with a westerly component in the area west of the former Unisys facility property. As shown in Figure 3-4, the horizontal groundwater flow direction in July 2016 becomes more northerly further downgradient of the Site to the north.

Both the simulated and the 2016 estimated hydraulic capture zones shown on the figures represent groundwater capture from the combined pumping of the OU1 and OU2 recovery wells. As shown on Figures 3-3 and 3-4, pumping of the OU1 and OU2 extraction/recovery wells has locally depressed groundwater levels near recovery well EW-1 (fully screened in the Upper Magothy), and recovery wells RW-1RS, RW-1RD, and RW-100 (all partially screened in the Upper Magothy zone). Comparison of the simulated and estimated capture zones in the Upper Magothy zone in April and July 2016 indicates that there is good agreement on the downgradient extent and width of the capture zones derived by both methods. The simulated capture zone in the Upper Magothy indicates slightly more off-Site capture to the west than the 2016 estimated capture zones.

The horizontal extent of the simulated and 2016 estimated capture zones in the Upper portion of the Magothy aquifer in April and July 2016 encompass the majority of the former Unisys facility property and the area downgradient at OU2 (Figures 3-3 and 3-4). Beyond the OU2 off-Site capture zone, groundwater flow directions are generally to the north-northwest, which is consistent with historic Site data.

Measured synoptic groundwater elevations in the Upper Magothy zone across OU1 and OU2 generally ranged from approximately 50 to 38 feet msl from southeast to north-northwest in April 2016 and from approximately 48 to 37 feet msl from southeast to north-northwest and July 2016. The horizontal hydraulic gradient in the Upper Magothy zone during the April and July 2016 synoptic groundwater measurement events was approximately 0.0013 ft/ft during both events.

3.1.4 Middle Portion of the Magothy Aquifer – April and July 2016

The April 2016 Q2 and July 2016 Q3 potentiometric surface maps for the Middle portion of the Magothy aquifer are provided in Figures 3-5 and 3-6, respectively. The horizontal component of groundwater flow in the Middle Magothy zone is generally to the north-northwest, with a westerly component of groundwater flow in the area north-northeast of the former Unisys facility property

and east of OU2 near the OU1 and OU2 diffusion wells. The diffusion wells associated with OU1 (DW-11 through DW-14) and OU2 (DW-100 and DW-102) recharge treated groundwater to the Middle and Basal Magothy zones, and groundwater mounding near the active diffusion wells is responsible for the westerly component of horizontal groundwater flow. Locally, the effect of the diffusion wells is to introduce treated water back into the aquifer and create a hydraulic barrier to ensure that VOC-impacted groundwater remains to the west of the diffusion well locations. The mounding is visible on both the April and July 2016 potentiometric surface maps, where high groundwater elevations associated with the diffusion wells result in locally steeper hydraulic gradients and a local groundwater flow direction to the west-northwest (Figures 3-5 and 3-6).

Similar to the Upper Magothy, lower hydraulic heads are evident in April and July 2016 near OU2 recovery well RW-100, which is screened in the Upper and Middle Magothy zones and to a lesser degree near OU1, where recovery well RW-1RD is also screened in the Upper and Middle Magothy zones (Figures 3-5 and 3-6).

Both the simulated and the 2016 estimated hydraulic capture zones shown on the figures represent groundwater capture from the combined pumping of the OU1 and OU2 recovery wells. Comparison of the simulated and estimated capture zones in the Middle Magothy zone in April and July 2016 indicates that there is reasonably good agreement on the downgradient extent and width of the capture zones derived by both methods. The simulated capture zone in the Middle Magothy indicates more off-Site capture to the southwest and south than the 2016 estimated capture zones.

The horizontal extent of the simulated and estimated capture zones in the Middle portion of the Magothy aquifer in April and July 2016 encompass the majority of the former Unisys facility property and the area downgradient at OU2, but the estimated capture zones do not indicate capture in the southern portion of the former Unisys facility near the retention basins (Figures 3-5 and 3-6). Both the simulated and the 2016 estimated capture zones encompass part of the area near the diffusion wells to the east. Beyond the OU2 off-Site capture zone, groundwater flow directions are generally to the northwest based on both the April and July 2016 potentiometric surface maps.

Measured synoptic groundwater elevations in the Middle Magothy zone across OU1 and OU2 generally ranged from approximately 48 to 38 feet msl from southeast to north-northwest in April 2016 and were similar in July 2016 (excluding data near the diffusion wells). As noted above, higher

groundwater elevations were measured near the OU1 and OU2 diffusion wells during both the April and July 2016 synoptic groundwater level measurement events (Table 3-1). Locally high groundwater elevations were also measured at well 5MI during both synoptic events (approximately 50 feet msl; see Table 3-1 and Figures 3-5 and 3-6). A similar locally high groundwater elevation was recorded at adjacent well 5GL, which is completed in the Upper Glacial aquifer (Figures 3-1 and 3-2). It is possible that groundwater mounding is occurring near these wells as a result of recharge from the nearby retention ponds. It is also possible that one or more monitoring wells in the MW-5 well cluster require resurveying. Given the anomalously high groundwater elevation at well 5MI, the groundwater elevation at this well location was not considered during construction of the Middle Magothy potentiometric surface maps. The surveyed measuring point elevations for the MW-5 monitoring wells will be confirmed prior to the 2017 Q2 synoptic groundwater level measurement event to assess whether a resurvey of the wells is required.

The horizontal hydraulic gradient in the Middle Magothy aquifer zone during the April and July 2016 synoptic groundwater measurement events was approximately 0.0011 ft/ft during both events.

3.1.5 Basal Portion of the Magothy Aquifer – April and July 2016

The April 2016 Q2 and July 2016 Q3 potentiometric surface maps for the Basal portion of the Magothy aquifer are provided in Figures 3-7 and 3-8, respectively. Similar to the Middle Magothy, the horizontal component of groundwater flow in the Basal Magothy zone is generally to the north-northwest, with a westerly component of groundwater flow in the area near the OU1 and OU2 diffusion wells. All of the OU1 and OU2 diffusion wells are screened partly or entirely in the Basal Magothy aquifer zone, and elevated hydraulic heads near the active diffusion wells is responsible for the westerly component of horizontal groundwater flow (Figures 3-7 and 3-8). As stated above, the diffusion wells introduce treated water back into the aquifer and create a hydraulic barrier to ensure that VOC-impacted groundwater remains to the west of the diffusion well locations. The zone of elevated hydraulic heads and associated locally higher gradients, are shown on both the April and July 2016 potentiometric surface maps.

There are no active recovery wells installed in the Basal Magothy aquifer zone. The results of the hydraulic capture zone simulations performed by CDM Smith (Appendix D) indicate that capture in the Basal Magothy is limited to a small off-Site area located between OU2 recovery well RW-

100 and the diffusion wells to the east (Figures 3-7 and 3-8). The simulated hydraulic capture zone in the Basal Magothy represents groundwater capture from OU2 recovery well RW-100, which is screened in the Upper and Middle Magothy zones. The simulated capture zone is small relative to the simulated capture zones in the Upper and Middle Magothy. Given that the groundwater flow and transport model simulations indicate potential groundwater capture in the Basal Magothy, an estimated capture zone was also developed for the Basal Magothy based on the 2016 groundwater data.

Comparison of the simulated and estimated capture zones in the Basal Magothy in April and July 2016 indicates that there is limited agreement on the downgradient extent and width of the capture zones derived by both methods. The simulated and 2016 estimated capture zones are relatively narrow with their long axes oriented roughly east to west in response to the westerly flow direction generated by the elevated heads at the diffusion wells. The simulated capture zone in the Basal Magothy indicate more capture in the area southeast of RW-100 than the 2016 estimated capture zones (Figures 3-7 and 3-8).

Measured synoptic groundwater elevations in the Basal Magothy zone across OU1 and OU2 generally ranged from approximately 49 to 33 feet msl from southeast to north-northwest in April 2016 and from approximately 47 to 31 feet msl from southeast to north-northwest in July 2016 (excluding data near the diffusion wells). As noted above, higher groundwater elevations were measured in the wells near the OU1 and OU2 diffusion wells during both the April and July 2016 synoptic groundwater level measurement events.

The horizontal hydraulic gradient in the Basal Magothy aquifer zone during the April and July 2016 synoptic groundwater measurement events was approximately 0.0013 ft/ft during both events.

3.1.6 Vertical Hydraulic Gradients

Based on the April and July 2016 synoptic groundwater elevations, vertical hydraulic gradients were calculated using data from selected monitoring well clusters recorded during both events to assess the potential influence of local well pumping (i.e., recovery, irrigation, and water supply pumping) and, by extension, the degree of interconnection (or lack thereof) between the aquifer zones. As noted in Section 3.1, the OU1 and OU2 recovery wells were all operating during both the April and

July 2016 synoptic groundwater events. Vertical hydraulic gradients were calculated between wells completed in the Upper Glacial aquifer and the Upper portion of the Magothy aquifer, the Upper and Middle portions of the Magothy aquifer, and the Middle and Basal portions of the Magothy aquifer (Table 3-2). Vertical gradients were calculated for the clustered well pairs screened in the appropriate zones by subtracting the groundwater elevation in the deeper well of each pair from the groundwater elevation of the shallower well of each pair and dividing the result by the vertical distance between the midpoints of the two well screens. A positive number indicates a downward gradient, and a negative number indicates an upward gradient (Table 3-2).

As shown in Table 3-2, the vertical gradients at and near the Site are generally downward. Locally active pumping wells can reverse the gradient and, at some locations, have induced upward vertical gradients. Although the April and July 2016 vertical hydraulic gradient directions were generally similar for most of the well pairs, some of the well pairs exhibited changes in vertical gradients. The calculated vertical gradients and the observed influence of pumping wells on the vertical gradient directions is provided below.

3.1.6.1 Vertical Hydraulic Gradients between the Upper Glacial Aquifer and the Upper Portion of the Magothy Aquifer

The vertical gradients between the Upper Glacial aquifer and the Upper portion of the Magothy aquifer were assessed using paired wells at 10 well cluster locations (Table 3-2). Five of the well pairs demonstrated downward gradients (i.e., positive vertical hydraulic gradients) during both the April and July 2016 synoptic groundwater level measurement events, which is consistent with the conceptual site model regarding vertical flow potential over the OU1 and OU2 areas. Upward vertical gradients were observed at well clusters MW-16, MW-28, MW-29, MW-24, and MW-33 during one or both synoptic measurement events.

Upward vertical gradients between the Upper Glacial and Upper portion of the Magothy aquifer were observed at well pair 16GL/16ML during both the April and July 2016 synoptic groundwater level measurement events. This well pair is located northwest of OU2 and well outside both the simulated and estimated horizontal capture zone at OU1 (Figure 3-1). Given that upward vertical hydraulic gradients were observed in well pair 16GL/16ML during repeated synoptic groundwater level measurement events conducted since 2013, the vertical gradient direction at the MW-16 well

cluster may be influenced by the proximity of Lake Success or shallow pumping at other off-Site municipal or irrigation wells.

The synoptic groundwater level data indicates an upward vertical gradient at monitoring well pair 28GL/28MI in April and July 2016 (Table 3-2). This well pair is located within the simulated and estimated OU1 capture zones and approximately 200 feet from OU1 recovery wells RW-1RS and RW-1RD (Figure 3-1). Well 28GL is screened in the Upper Glacial aquifer (approximately -4 to -14 feet msl) at the same horizon as the shallow screen interval in recovery well RW-1RS (-4 to -24 feet msl). The data indicates that pumping at RW-1RS induces a lower hydraulic head in 28GL, resulting in an upward vertical gradient from Upper Magothy well 28MI to Upper Glacial well 28GL. Groundwater elevation data from the August 2015 synoptic event, when the OU1 recovery wells were inactive, indicated that a downward vertical gradient was re-established with the cessation of pumping at RW-1RS.

The synoptic groundwater level data indicates an upward vertical gradient at monitoring well pair 29GL/29MI in April 2016 and a downward vertical gradient in July 2016 (Table 3-2). This well pair is located within the simulated and estimated OU1 hydraulic capture zones in the Upper Glacial and Upper Magothy and approximately 380 feet and 350 feet from OU1 recovery wells EW-1 and RW-1RS, respectively (Figure 3-1). Well 29GL is screened in the Upper Glacial aquifer (approximately -2.5 to -12.5 feet msl) within the same horizon as the upper screen interval in recovery well RW-1RS (-4 to -24 feet msl), and well 29MI is screened in the Upper portion of the Magothy aquifer (approximately -64.5 to -74.5 feet msl) within the same horizon as the screen interval in recovery well EW-1 (-57 to -87 feet msl). The reason for the upward vertical gradient observed in April 2016 is unclear, but the well pair is likely influenced by the pumping of both recovery wells EW-1 and RW-1RS.

A strong upward vertical gradient was also observed at well pair 24GL/24MI in July 2016 (Table 3-2). Similar to well clusters MW-29 and MW-28, this well pair is located within the simulated and estimated OU1 hydraulic capture zones in the Upper Glacial and Upper Magothy and approximately 150 feet and 600 feet from OU1 recovery wells EW-1 and RW-1RS, respectively (Figures 3-2 and 3-4). Well 24GL is screened in the Upper Glacial aquifer (approximately 0.2 to -9.8 feet msl) within the same horizon as the upper screen interval in recovery well RW-1RS and well 24MI is screened

in the Upper portion of the Magothy aquifer (approximately -60.7 to -70.7 feet msl) within the same horizon as the screen interval in recovery well EW-1. Given that the upward gradient calculated for well pair 24G/24MI in July 2016 exceeds the upward gradients observed in the other well pairs during both 2016 synoptic events by one to two orders of magnitude, it is possible that the July 2016 field measurement of 24MI was inaccurately recorded. This is supported by a review of the 2014 and 2015 groundwater level measurement data for 24MI, which indicates that the water level recorded in July 2016 is anomalously high.

The synoptic groundwater level data indicates a downward vertical gradient at monitoring well pair 33GL/33MI in April 2016 and an upward vertical gradient in July 2016 (Table 3-2). This well pair is located more than 3,000 feet west of the simulated and estimated OU1 and OU2 hydraulic capture zones in the Upper Glacial and Upper Magothy (Figures 3-1 and 3-3). The reason for the upward vertical gradient observed in July 2016 is unclear, but the well pair may be influenced by the pumping of nearby North Shore Tower irrigation wells N13221 and N13266, located approximately 2,300 feet to the east and screened in approximately the same horizons in the Upper Glacial and Upper Magothy aquifer zone as 33GL.

3.1.6.2 Vertical Hydraulic Gradients between the Upper and Middle Portions of the Magothy Aquifer

The vertical gradients between the Upper and Middle portions of the Magothy aquifer was assessed using paired wells at 9 well cluster locations (Table 3-2). Six of the well pairs demonstrated downward gradients (i.e., positive vertical hydraulic gradients) during both the April and July 2016 synoptic groundwater level measurement events, which is consistent with the conceptual site model. Three of the well pairs (at well clusters MW-1, MW-30, and MW-43) demonstrated upward vertical gradients during both synoptic measurement events.

Upward vertical gradients between the Upper and Middle portions of the Magothy aquifer were observed at monitoring well pair 1MI and 1MI/L in April and July 2016 (Table 3-2). This well pair is located within the simulated and estimated OU1 capture zones in the Upper and Middle Magothy and is located approximately 150 feet from OU1 recovery well RW-1RD (Figures 3-3 and 3-5). Well 1MI is screened in the Upper Magothy aquifer (approximately -93 to -113 feet msl) within the same horizon as recovery well RW-1RD (-98 to -128 feet msl). The data indicates that pumping at

RW-1RD induces a lower hydraulic head in 1MI, resulting in an upward vertical gradient from Middle Magothy well 1MI/L to Upper Magothy well 1MI. Groundwater elevation data from the August 2015 synoptic event, when the OU1 recovery wells were inactive, indicated that a downward vertical gradient was re-established with the cessation of pumping at RW-1RD.

Upward vertical gradients between the Upper and Middle portions of the Magothy aquifer were also observed at well pairs 30GL/30MI and 43MU/43MI during both the April and July 2016 synoptic groundwater level measurement events (Table 3-2). This well pair is located northeast of OU2 between the OU1 and OU2 diffusion well fields (Figure 3-3). The four OU1 diffusion wells and OU2 diffusion well DW-100 are screened in the Middle and Basal Magothy zones. Discharge of treated groundwater at these wells increases the head at depth and in Middle Magothy well 30MI, inducing an upward gradient direction in the well pair. Well pair 43MU/43MI is located more than 2,000 feet north of the simulated and estimated OU2 capture zone in the Upper and Middle Magothy (Figures 3-3 and 3-5) and may be influenced by the pumping of nearby irrigation well N5535 at Deepdale Golf Club (located approximately 1,800 feet to the east) and the WAGNN water supply wells on Community Drive (located approximately 1,800 feet to the northeast).

3.1.6.3 Vertical Hydraulic Gradients between the Middle and Basal Portions of the Magothy Aquifer

The vertical gradients between the Middle and Basal portions of the Magothy aquifer were assessed using paired wells at 6 well cluster locations (Table 3-2). Upward vertical gradients were observed at well clusters MW-1, MW-12, and MW-39 during one or both synoptic measurement events.

The synoptic groundwater level data indicates an upward vertical gradient at monitoring well pair 1MI/L and 1ML in April 2016 and a downward vertical gradient in July 2016 (Table 3-2). This well pair is located within the simulated and estimated OU1 capture zones in the Middle portion of the Magothy Aquifer and is located approximately 150 feet from OU1 recovery well RW-1RD (Figures 3-5 and 3-7). Well 1MI/L is screened in the Middle Magothy, but the screen interval (approximately -180 to -200 feet msl) is well below the bottom screen interval in recovery well RW-1RD (-98 to -128 feet msl). Based on a well screen separation of more than 50 vertical feet, it seems unlikely that pumping at RW-1RD would induce a lower hydraulic head in 1MI/L resulting in an

upward vertical gradient from Basal Magothy well 1ML to Middle Magothy well 1MI/L; therefore, the reason for the upward vertical gradient observed in April 2016 is unclear.

The synoptic groundwater level data indicates an upward vertical gradient at monitoring well pair 12MI/12ML in both April and July 2016 (Table 3-2). This well pair is located within the simulated and estimated OU1 hydraulic capture zones in the Middle Magothy and is located approximately 440 feet from OU1 recovery well RW-1RD (Figures 3-5). Well 12MI is screened in the Middle Magothy aquifer (approximately -111 to -121 feet msl) within the same horizon as recovery well RW-1RD (-98 to -128 feet msl). The data indicates that pumping at RW-1RD induces a lower hydraulic head in 12MI, resulting in a locally upward vertical gradient from Basal Magothy well 12ML to Middle Magothy well 12MI. Groundwater elevation data from the August 2015 synoptic event, when the OU1 recovery wells were inactive, indicated that a downward vertical gradient was re-established with the cessation of pumping at RW-1RD.

A relatively strong downward vertical gradient between the Middle and Basal portions of the Magothy aquifer was observed at well pair 39MI/39ML during both the April and July 2016 synoptic groundwater level measurement events (Table 3-2). This well pair is located within the simulated and estimated OU2 hydraulic estimated capture zones in the Middle Magothy and is located approximately 70 feet from OU2 recovery well RW-100 (Figures 3-5 and 3-7). Similar to well cluster MW-12 described above, well 39MI is screened in the Middle Magothy aquifer (approximately -144 to -154 feet msl) within the same horizon as the lower screen interval in recovery well RW-100 (-119 to -167 feet msl). The data indicates that pumping at RW-100 induces a lower hydraulic head in 39MI, resulting in an upward vertical gradient from Basal Magothy well 39ML to Middle Magothy well 39MI. The above observations indicate that the vertical extent of the OU1 estimated capture zone in the Middle Magothy may extend into the Basal Magothy near the MW-39 well cluster. This is consistent with the simulated hydraulic capture zone for the Basal Magothy zone, which indicates the potential for some hydraulic capture in OU2 near 39MI/39ML (Figure 3-7).

3.2 Groundwater Quality and Concentration Trends

The groundwater analytical results for samples collected from on-Site and off-Site wells monitored over a period ranging from approximately 1989 to present were used to construct trend graphs to

assess VOC concentration trends over time in key monitoring wells. The trend graphs include reported concentrations of the compounds of concern (i.e., cis-1,2-DCE, PCE, TCE, and Freon 113) and total VOC concentrations (TVOC; not including the concentrations of tentatively identified compounds). The graphs include markers noting the startup and shutdown dates of the OU1 Groundwater IRM, and the startup of both the OU1 and OU2 groundwater treatment systems. The trend graphs constructed for the wells sampled in 2016 are provided in Appendix E.

As noted in Section 2, the 2016 quarterly groundwater samples were analyzed for TCL VOCs, selected Freons, and 1,4-dioxane (2016 Q2, Q3, and Q4 only). The VOC analytical results are presented in Table 3-3. The VOC results in Table 3-3 are compared to the site-specific ARARs, and compound concentrations that exceed their respective ARARs are highlighted in the table.

The groundwater samples collected from most of the wells sampled during the quarterly events were also analyzed for inorganic compounds, specifically bromide and chloride. The bromide and chloride analytical results are presented in Table 3-4, but are not discussed in this report.

Using the July 2016 Q3 VOC results (i.e., results from the comprehensive annual sampling event), isoconcentration maps were constructed to assess the distribution of TVOCs relative to the simulated and estimated horizontal capture zones in the four aquifer zones beneath the Site (Figures 3-9 through 3-12). In those peripheral areas where current data is lacking (e.g., immediately south of the Site), the estimated 2015 TVOC plume distribution reported in the Public Water Supply Protection and Mitigation Program (PWSPMP; AMEC, 2016) were considered to assess the approximate lateral extent of the isoconcentration lines. The isoconcentration lines beneath the former Unisys facility building were approximated based upon recent transport model simulations by CDM Smith that indicate TVOC concentrations beneath the building may be higher than indicated by the more limited July 2016 groundwater monitoring data. This is supported by the 2016 groundwater analytical results for Upper Glacial monitoring well 35GL (located near the former dry well source area), where reported TVOC concentrations ranged from approximately 4,300 to 5,500 µg/L during the 2016 quarterly sampling events.

The simulated and 2016 estimated OU1 and OU2 hydraulic capture zones in the four aquifer zones are superimposed on the TVOC isoconcentration maps for the purpose of discussion.

The updated TVOC concentration trends are discussed below relative to the four aquifer zones beneath the Site and vicinity (i.e., the Upper Glacial aquifer and the Upper, Middle, and Basal portions of the Magothy aquifer). Trend graphs applicable to the four aquifer zones are included in Appendix E and displayed on Figures 3-13 through 3-16 for ease of reference.

3.2.1 Upper Glacial

Fourteen monitoring wells and two irrigation wells screened in the Upper Glacial aquifer were sampled during 2016. A review of the potentiometric surface maps (Figures 3-1 and 3-2) and the VOC concentration trend graphs (Figure 3-13 and Appendix E) indicate that VOC concentrations are generally decreasing for those wells situated within the simulated and estimated capture zone areas depicted on Figure 3-1 (wells 1GL, 3GL, 4GL, 7GL, 8GU, 24GL, and 28GL). The groundwater analytical data indicates that TVOC concentrations in well 29GL increased in 2015 and 2016, presumably due to the relatively close proximity to recovery well RW-1RS, which is screened in the Upper Glacial aquifer. The TVOC concentrations are also decreasing in well 18GL located near the downgradient edge of the simulated and estimated capture zones. The trend graphs indicate that TVOC concentrations in irrigation wells N13221 and N13266, located west of OU1 and outside the estimated capture zone, are also generally decreasing. As shown in the trend graphs, the startup of the OU2 GWTS coincides with declining TVOC concentrations in a number of the wells located outside the OU1 estimated capture zone.

The TVOC groundwater plume distribution in the Upper Glacial is similar to the plume distribution displayed on a map prepared for the OU2 RI Report (ARCADIS, 2012b). The dissolved VOC plume is centered on the former Unisys facility property, where the highest concentration reported in July 2016 is observed in well 35GL (approximately 4,840 µg/L TVOC). VOCs were reported in irrigation wells N13221 and N13266, which are the western-most Upper Glacial wells sampled in 2016. Concentrations ranged from approximately 29 µg/L TVOC in N13221 to approximately 12 µg/L TVOC in N13266. Well N13221 is screened in both the Upper Glacial aquifer and the Upper Magothy zone.

As shown on Figure 3-9, the horizontal extent of groundwater TVOC concentrations in the Upper Glacial aquifer is estimated to 5 µg/L, based on the ARARs for the Site COCs (Table 1-1). The limits of the 5 µg/L isoconcentration line were based on reported concentrations in wells 16GL to

the north (VOCs were not detected), 8GU to the east (1.8 µg/L TVOC), and 3GL to the south (1.5 µg/L TVOC). The reported concentrations in 3GL are consistent with the analytical results for groundwater samples collected during the OU2 RI from wells 19GU, 5GU, 5GL, 21GU, and 6GL, which are located south of the former Unisys facility building. Reported TVOC concentrations in these wells did not exceed 5 µg/L (ARCADIS, 2012b). The western limits of the 5 µg/L isoconcentration line are based on previous mapping of the TVOC concentrations in the Upper Glacial aquifer in the OU2 RI Report (ARCADIS, 2012b).

3.2.2 Upper Magothy

Twenty monitoring wells, four irrigation wells (N5535, N13221, N13889, and N8038), and three water supply wells (WAGNN wells N12999, N13000, and N13821) screened in the Upper portion of the Magothy aquifer were sampled during 2016. A review of the potentiometric surface maps (Figures 3-3 and 3-4) and the VOC concentration trend graphs (Figure 3-14 and Appendix E) indicate that VOC concentrations are generally decreasing or stable for those wells within the simulated and estimated capture zones for OU1 and OU2. This includes OU1 wells 1MI, 8GL, 27MI and OU2 wells 14 MI, 17GL, 22GL, and 39MU. The TVOC concentrations also decreased in well 38MU, located near the downgradient edge of the OU2 capture zones. The TVOC concentration trend in well 16ML, located further downgradient and northwest of the OU2 simulated and estimated capture zones, is relatively stable.

The TVOC concentration trend graphs indicate relatively recent TVOC concentrations increases in OU1 well 4MI (increased in 2016) and 29MI (since 2013), but the historic VOC concentration trend in these wells is generally decreasing. The TVOC concentrations at well 29MI may be increasing due to the close proximity of the OU1 recovery wells, which draw VOC-impacted groundwater into the immediate area.

The TVOC concentration trend is generally increasing in sentinel monitoring wells 51MI and 31GL located further downgradient to the north, and in well 45MU located downgradient to the northwest. The increasing TVOC concentrations in these wells indicate that VOC-impacted groundwater is migrating towards these areas. The TVOC concentrations in sentinel monitoring well 43MU and nearby irrigation well N5535, however, are low (< 5 µg/L TVOC) and the historic concentration trend in these wells is relatively stable. The differences in concentrations among the northern

sentinel wells noted above may be due to differences in their screen intervals. Wells 51MI and 31GL are screened at similar depth intervals (approximately -43 to -63 feet msl and -56 to -75 feet msl, respectively), but well 43MU is screened deeper (at approximately -87 to -97 feet msl) and well N5535 is screened shallower (approximately -22 to -42 feet msl).

As noted above, irrigation well N13221, which is located downgradient and west of the OU1 estimated capture zone depicted in Figures 3-3 and 3-4 and is screened in the Upper Glacial aquifer and the Upper Magothy zone, exhibits a decreasing TVOC concentration trend overall.

The highest VOC concentrations were reported in samples collected from 16ML (485 µg/L TVOC) located northwest of the OU2 recovery well and the simulated and estimated capture zone boundaries, but elevated TVOC concentrations were also reported in well 45MU located downgradient to the northwest (260 µg/L TVOC) and northern sentinel well 31GL (111 µg/L TVOC). Influent concentrations reported in the April 2016 Q2 samples collected from OU1 recovery wells EW-1 (180 µg/L TVOC) and RW-1RD (89 µg/L TVOC) and OU2 recovery well RW-100 (141 µg/L TVOC) indicate plume capture.

As shown on Figure 3-10, the horizontal extent of groundwater TVOC concentrations in the Upper Magothy aquifer zone is estimated to 5 µg/L, based on the ARARs for the Site COCs (Table 1-1). The northeastern limit of the 5 ug/L isoconcentration line was based on reported TVOC concentrations in well N13000 (2.5 µg/L). The limits of the 5/µg/L isoconcentration line in other directions, where concentration data is lacking, is based on the estimated 2015 TVOC plume distribution reported in the PWSPMP (AMEC, 2016).

3.2.3 Middle Magothy

Fourteen monitoring wells, one irrigation well (N2169), and four water supply wells (WAGNN wells N12999, N13000, and N13821, and MLWD well N5099) screened in the Middle portion of the Magothy aquifer were sampled during 2016. A review of the potentiometric surface maps (Figures 3-5 and 3-6) and the TVOC concentration trend graphs (Figure 3-15 and Appendix E) indicate that TVOC concentrations are decreasing for those wells within the simulated and estimated capture zones for OU1 and OU2, as depicted on the Middle Magothy potentiometric surface maps (Figures 3-5 and 3-6). This includes OU1 wells 1MI/L and 7ML, and OU2 wells 22ML and 39 MI.

The TVOC concentration trend in well 38MI, located near the downgradient edge of the OU2 simulated and estimated capture zones, is relatively stable, but the TVOC concentration trend in well 18ML, located further downgradient near the limit of the OU2 simulated capture zone and outside of the estimated capture zone, is decreasing.

The TVOC concentration trend is generally increasing in sentinel monitoring wells 31MI and 46MI, although TVOC concentrations in both wells decreased during the latest quarterly sampling event in 2016. The TVOC concentration trend in MLWD supply well N5099 located north of sentinel well cluster MW-51 is also increasing (Figure 3-15). The increasing TVOC concentrations in these wells indicates that VOC-impacted groundwater is migrating northward. The TVOC concentrations in 43MI are elevated, but have decreased since 2013. Sentinel well 43MI is constructed with a deeper screen interval than wells 31MI and 46MI.

WAGNN water supply wells N12999, N13000, and 13821 are partly screened in the Middle portion of the Magothy aquifer, as is MLWD water supply well N5099, which is screened in both the Middle and Basal portions of the Magothy aquifer (primarily in the Basal Magothy). As noted in Section 2, groundwater grab samples were collected from these wells during quarterly sampling. If the wells were not in service (i.e., operational and actively pumping), then the wells were temporarily activated to purge several well volumes prior to collecting a groundwater grab sample. The operational status of the wells during sampling has the potential to influence the concentrations detected (e.g., lower concentrations when the well is in service might reflect the capture of water that is not impacted, as well as VOC-impacted water). Accordingly, the water supply well operational history during the 2016 quarterly groundwater sampling events is as follows:

- N12999 – in service during Q3, activated to purge prior to sampling during Q1 and Q4, not available for sampling due to an electrical issue during Q2.
- N13000 – in service during Q1 and Q4, activated to purge prior to sampling during Q2 and Q3.
- N13821 – in service during Q2 and Q3 (this well was not scheduled for sampling during Q1 and Q4).
- N5099 – in service during Q4, activated to purge prior to sampling during Q1, Q2, and Q3.

TVOC concentrations were reported in WAGNN water supply wells N12999, N13000, and N13821 in 2016 (Table 3-3 and Figure 3-11). No COC concentrations exceeded the Site-specific ARARs in well N12999, which was sampled while both in and out of service. TVOC concentrations in N12999 ranged from 1.6 to 8 J µg/L, with the highest concentration reported during Q3 while the well was in service. Similarly, no COC concentrations exceeded the Site-specific ARARs in well N13281 (sampled in service only).

For well N13000, concentrations of cis-1,2-DCE (15 µg/L) and TCE (5.2 µg/L) exceeded their respective ARARs in 2016 Q2, and cis-1,2-DCE (5.2 µg/L) exceeded the ARAR of 5 µg/L in 2016 Q4. As noted above, well N13000 was not in service during the Q2 event, but was in service during the Q4 event. TVOC concentrations ranged from 2.5 J µg/L (Q3) to 25 J µg/L (Q2).

The TCE concentration reported in MLWD supply well N5099 in February 2015 Q1 (5.1 µg/L) exceeded the ARAR of 5 µg/L, but no COC concentrations exceeded ARARs in the four quarterly samples collected from N5099 in 2016. TVOC concentrations ranged from 3.6 J µg/L to 12 µg/L, with the highest concentration reported during Q4 while the well was in service. Although the analytical results for the four water supply wells indicate low-level TVOC concentrations, both WAGNN and MLWD operate and maintain treatment systems on the above wells to ensure that the water generated and distributed to their customers does not exceed federal and/or state drinking water standards.

The isoconcentration contours on Figure 3-11 indicate that the elevated TVOC concentrations in the center of the plume appear to be migrating downgradient to the north-northeast, presumably in response to pumping at WAGNN supply wells N12999, N13000, and N13821 and MLWD supply well 5099, which are screened either wholly or partly in the Middle Magothy. Influent concentrations at OU1 recovery well RW-1RD (89 µg/L TVOC) and OU2 recovery well RW-100 (141 µg/L TVOC) indicate local plume capture.

The highest TVOC concentrations were reported in samples collected from wells located in the center of the plume, including well 38MI (503 µg/L TVOC) located near the border of the OU2 estimated horizontal capture zone, and wells 46MI (539 µg/L TVOC) and 31MI (544 µg/L TVOC), which are downgradient sentinel wells. Elevated VOC concentrations were also reported in well 45MI (81 µg/L TVOC) located downgradient and northwest of the Site.

As shown on Figure 3-11, the horizontal extent of groundwater TVOC concentrations in the Middle Magothy aquifer zone is estimated to 5 µg/L. The 5 ug/L limit is based on the ARARs for the Site COCs (Table 1-1). The limits of the 5 ug/L isoconcentration line were based on reported TVOC concentrations in wells N2169 to the north (0.17 µg/L), 22ML to the east (1.3 µg/L), and 49MI to the south (1.5 µg/L). Based on the potentiometric surface maps (Figures 3-5 and 3-6), the eastern border of the plume further north of well 22ML is presumptively delineated given the hydraulic barrier established by the diffusion wells recharging treated groundwater to the Middle Magothy aquifer zone. The western limit of the 5/µg/L isoconcentration line, where concentration data is lacking, is based on the estimated 2015 TVOC plume distribution reported in the PWSPMP (AMEC, 2016).

3.2.4 Basal Magothy

Fourteen monitoring wells and one water supply well (MLWD well N5099) screened in the Basal portion of the Magothy aquifer were sampled during 2016. A review of the potentiometric surface maps (Figures 3-7 and 3-8) and the TVOC concentration trend graphs (Figure 3-16 and Appendix E) indicate that VOC concentrations in the one well located within the simulated and estimated capture zones at OU2 (as shown on Figure 3-7) has been generally decreasing since the startup of the OU2 GWTS in 2006. Well 39ML is located near recovery well RW-100. Recovery well RW-100 is screened in the Upper and Middle portions of the Magothy; therefore, decreasing VOC concentrations at 39ML may be due to vertical capture of Basal Magothy groundwater near this well location.

The trend graphs for wells OU1 wells 1ML, 3ML, and 8ML indicate relatively consistent concentrations over time, but TVOC concentrations in 1ML and 8ML have decreased slightly since approximately 2012, and TVOC concentrations in 3ML have decreased since approximately the startup of OU2 GWTS in 2006.

The concentration trend graph for well 17ML, located south of the simulated and estimated capture zones at OU2, indicates that TVOC concentrations in this well are also decreasing. The TVOC concentration trends in wells 37ML and 38MI, located downgradient and west of simulated and estimated capture zones at OU2, are relatively stable.

The TVOC concentration trend is generally increasing in sentinel monitoring wells 31ML and 46ML, and in MLWD supply well N5099 located north of sentinel well cluster MW-51 (Figure 3-16). The increasing TVOC concentrations in these wells indicates that VOC-impacted groundwater is migrating northward. The TVOC concentrations in well 51ML are also increasing, but the concentrations are low (< 5 µg/L TVOC), with the exception of the reported cis-1,2-DCE concentration in the 2016 Q4 sample (5.1 µg/L).

Similar to the Middle Magothy zone, the isoconcentration contours on Figure 3-12 indicate that the elevated TVOC concentrations in the center of the plume appear to be migrating downgradient to the north-northeast, presumably in response to pumping at WAGNN supply wells N12999 and N13000 and MLWD supply well N5099, which are screened either wholly or partly in the Middle Magothy.

The highest VOC concentrations were reported in samples collected from wells located in the center of the plume, including well 38ML (400 µg/L TVOC) and 37ML (276 µg/L TVOC) located downgradient of the simulated and estimated OU2 horizontal capture zone, and downgradient sentinel well 31ML (90 µg/L TVOC).

As shown on Figure 3-12, the horizontal extent of groundwater TVOC concentrations in the Middle Magothy aquifer zone is estimated to 5 µg/L. The 5 ug/L limit is based on the ARARs for the Site COCs (Table 1-1). The limits of the 5 ug/L isoconcentration line were based on reported TVOC concentrations in wells N5099 to the north (3.6 µg/L) and 49ML to the south (VOCs not detected). Based on the potentiometric surface maps (Figures 3-7 and 3-8), the eastern border of the plume further north of well 8ML is presumptively delineated given the hydraulic barrier established by the diffusion wells recharging treated groundwater to the Middle Magothy aquifer zone. The western limit of the 5/µg/L isoconcentration line, where concentration data is lacking, is based on the estimated 2015 TVOC plume distribution reported in the PWSPMP (AMEC, 2016).

3.2.5 Recovery Wells

Influent groundwater samples were collected from the three OU1 recovery wells (EW-1, RW-1RS, and RW-1RD) and OU2 recovery well RW-100 during the April 2016 Q2 sampling event. As shown in Appendix E, the concentration trend graphs indicate that TVOC concentrations are

decreasing in OU1 recovery wells EW-1, RW-1RS, and RW-1RD, and OU2 recovery well RW-100. A comparison of the August 2015 Q3 and April 2016 Q2 analytical results indicates the following changes in reported TVOC concentrations:

- EW-1 – TVOC concentrations decreased from approximately 216 µg/L to 180 µg/L
- RW-1RS – recovery well RW-1RS was offline for cleaning during the August 2015 Q3 sampling event and could not be sampled, and the well was next sampled during the April 2016 Q2 event. The overall concentration trend in this well is decreasing (Appendix E). A comparison of the August 2015 Q3 and April 2016 Q2 analytical results indicates that TVOC concentrations decreased from approximately 236 µg/L to 222 µg/L.
- RW-1RD – TVOC concentrations decreased from approximately 97 µg/L to 89 µg/L
- RW-100 – TVOC concentrations decreased from approximately 167 µg/L to 141 µg/L

As reported in the 2016 Q3 OU1 and OU2 operations, maintenance, and monitoring reports, the VOC total influent concentration trend (i.e., the trend for the combined influent from EW-1, RW-1RS, and RW-1RD) at OU1 has remained relatively stable over the last several years, and the VOC influent concentration at OU2 (i.e., RW-100) decreased approximately three percent from 2015 Q3 to 2016 Q3 (Tetra Tech, 2016a and 2016b).

3.2.6 1,4-Dioxane Concentrations

As noted in Section 2.2, NYSDEC directed that groundwater samples collected during the Q2, Q3, and Q4 be analyzed for 1,4-dioxane. 1,4-Dioxane is a likely contaminant at many sites contaminated with certain chlorinated solvents due to its widespread use as a solvent stabilizer (USEPA, 2014). Although there is currently no promulgated groundwater criterion for 1,4-dioxane in the State of New York, NYSDEC expressed concern regarding the potential presence and extent of 1,4-dioxane in groundwater at the Site and its potential impact on the downgradient water supply wells. A review of the Site database indicated that previous groundwater sampling for 1,4-dioxane at the Site established that the compound was present at or near detection limits, but the data is not comprehensive and the lowest detection limit was 1.1 µg/L. In April 2016 (prior to the start of the 2016 Q2 sampling event), NYSDEC directed that 1,4-dioxane be added to the groundwater

monitoring analyte list for the 2016 quarterly monitoring program. Based on EPA risk assessment results, NYSDEC directed that the analytical method detection limit for 1,4-dioxane be less than 0.35 µg/L. NYSDEC subsequently approved the analysis of 1,4-dioxane concentrations in groundwater samples via SW-846 8260 SIM method, which achieved a method detection limit of 0.11 µg/L.

The groundwater analytical results for 1,4-dioxane are included in Table 3-3. The 1,4-dioxane data generated during the July 2016 Q3 annual groundwater monitoring event are shown on Figures 3-17 through 3-20. Separate figures were prepared for the Upper Glacial aquifer and the Upper, Middle, and Basal portions of the Magothy Aquifer. The 1,4-dioxane data is highlighted on the figures and the COC and TVOC concentrations for the wells are provided to add context. The analytical results for the OU1 and OU2 recovery wells (sampled during the April 2016 Q2 event) and the March 2016 analytical results for irrigation well N8038 at Lake Surprise are also included on the applicable figures.

The highest 1,4-dioxane concentrations were observed in samples collected from the Upper Glacial wells (4.4 µg/L in 29GL and 3.3 µg/L in 35GL), but 1,4-dioxane concentrations were reported in wells completed in all three Magothy aquifer zones.

In the Upper Glacial wells, 1,4-dioxane was detected primarily in wells located in OU1 at the former Unisys facility, but there are limited Upper Glacial wells located downgradient of OU1 and only two of them were sampled during the Q3 event. Concentrations of 1,4-dioxane were not detected in upgradient well 3GL.

In the Upper portion of the Magothy aquifer, 1,4-dioxane concentrations were reported in wells located on the former Unisys facility property and downgradient to the north and northwest. The highest 1,4-dioxane concentration was reported in downgradient well 16ML (2 µg/L) located east of Lake Success. 1,4-Dioxane was also reported in irrigation well N13889 (0.78 µg/L) located downgradient of OU1 to the west at North Shore Towers. Concentrations of 1,4-dioxane were not detected in the Upper Magothy wells located far downgradient to the north during the 2016 Q3 event, including WAGNN wells N12999, N13000, and N1382, but 1,4-dioxane was reported in well N12999 (0.52 µg/L) in October 2016 Q4. As noted above, N12999 was not in service during the Q4 sampling event.

In the Middle portion of the Magothy aquifer, 1,4-dioxane concentrations were reported in two of the six Middle Magothy wells sampled in OU1 at the former Unisys facility and in several wells downgradient to the north and northwest. The highest 1,4-dioxane concentrations were reported in downgradient wells 46MI (1.8 J µg/L) to the north and 45MI (2.2 J µg/L) to the northwest. During the July 2016 Q3 event, 1,4-dioxane was not detected in WAGNN wells N12999, N13000, and N13821, which are all partially screened in the Middle Magothy zone; however, as noted above 1,4-dioxane was detected in N12999 (0.52 µg/L) during the October 2016 Q4 event, when the well was not in service. 1,4-dioxane was also reported in MLWD well N5099 (0.77 µg/L) during the 2016 Q2 event, when the well was not in service, but it was not detected during the 2016 Q3 or Q4 events.

At the North Shore Towers property located downgradient of OU1 to the west, 1,4-dioxane was reported in well 47MI (1.2 µg/L). 1,4-Dioxane was also detected in upgradient well 49MI (1.1 µg/L) during the July 2016 Q3 event, but 1,4-dioxane was not detected in well 49MI in 2016 Q2.

In the Basal portion of the Magothy aquifer, 1,4-dioxane concentrations were reported primarily in samples collected from downgradient wells located relatively close to the former Unisys facility. The highest 1,4-dioxane concentration was reported in downgradient well 39ML (1.3 µg/L). At the North Shore Towers property located downgradient of OU1 to the west, 1,4-dioxane was detected in well 47ML (1.2 µg/L). No 1,4-dioxane concentrations were detected in upgradient well 49ML during the July 2016 Q3 event, similar to the 2016 Q2 results. As noted above, 1,4-dioxane was detected in MLWD well N5099 (which is partially screened in the Basal Magothy) in 2016 Q2, when the well was not in service.

4.0 Conclusions and Recommendations

The main conclusions based on the information presented in this report are as follows:

- The primary groundwater flow directions in the aquifer zones are generally to the north and northwest.

- Comparison of the simulated and estimated capture zones in the Upper Glacial aquifer and in the Upper and Middle portions of the Magothy aquifer indicates that there is generally good agreement on the downgradient extent and width of the capture zones derived by both methods, but limited agreement in the Basal Magothy. Depressed potentiometric contours near OU2 recovery well RW-100 and the simulated capture zones indicate that RW-100, which is screened in the Upper and Middle Magothy, may also be capturing off-Site groundwater from the Upper Glacial aquifer and the Basal Magothy zone.

- In general, the limits of the estimated capture zones are consistent. The simulated and estimated capture zones in the Upper Glacial aquifer and the Upper and portion of the Magothy aquifer encompass the majority of the former Unisys facility property. The horizontal extent of the simulated and estimated capture zones in the Middle portion of the Magothy aquifer also encompass the majority of the former Unisys facility property and the area downgradient at OU2, but the estimated capture zones do not include the southern portion of the former Unisys facility near the retention basins. The general agreement of the simulated and estimated capture zones indicates that the existing monitoring well network is appropriate for monitoring the VOC groundwater plume related to the Site.

- VOC concentrations continue to decrease in OU1 recovery wells EW-1, RW1RS, and RW-1RD, and OU2 recovery well RW-100.

- In the Upper Glacial aquifer, VOC concentrations are generally decreasing for those wells within the OU1 simulated and estimated capture zones. In the Upper, Middle, and Basal portions of the Magothy aquifer, VOC concentrations are generally decreasing or stable for those wells within the combined simulated and estimated capture zones for OU1 and OU2.

- The TVOC concentration trend is increasing in downgradient monitoring wells located to the north and northwest in the Magothy aquifer. This includes the following wells:

    - Upper Magothy – sentinel monitoring wells 51MI, 31GL, and 45MU

    - Middle Magothy – sentinel monitoring wells 31MI and 46MI, and MLWD supply well N5099

    - Basal Magothy – sentinel monitoring wells 31ML and 46ML, and MLWD supply well N5099.

  The increasing TVOC concentrations in these wells indicates that VOC-impacted groundwater is migrating northward.

- The 2016 quarterly monitoring results for the WAGNN water supply wells on Community Drive (N12999, N13000, and N13821) and MLWD water supply well N5099 indicate the following:

    - COC concentrations in WAGNN wells N12999 and N13281 and in MLWD well N5099 did not exceed the Site-specific ARARs in 2016. The highest TVOC and COC concentrations in wells N12999 and N5099 were reported when the wells were in service, indicating that operational pumping of the wells is capturing VOC-impacted groundwater.

    - Concentrations of cis-1,2-DCE (15 µg/L) and TCE (5.2 µg/L) exceeded their respective ARARs in WAGNN well N13000 in 2016 Q2, and cis-1,2-DCE (5.2 µg/L) exceeded again in 2016 Q4. Well N13000 was not in service during the Q2 event, but was in service during the Q4 event. The highest TVOC and COC concentrations in well N13000 were reported in Q2 when the well was not in service,

suggesting that operational pumping of N13000 may be capturing groundwater that is not impacted, as well as VOC-impacted groundwater.

- For the individual aquifer zones, the TVOC concentration distribution is similar to the estimated 2015 TVOC plume distribution reported in the PWSPMP (AMEC, 2016). .

- The 2016 groundwater analytical results indicated that 1,4-dioxane was reported in samples collected from both on-Site and off-Site wells at concentrations greater than 0.35 µg/L. The highest 1,4-dioxane concentrations were observed in samples collected from the Upper Glacial wells (4.4 µg/L in 29GL and 3.3 µg/L in 35GL), but 1,4-dioxane concentrations were reported in wells completed in all three Magothy aquifer zones. 1,4-dioxane concentrations were reported in WAGNN well N12999 (0.52 µg/L) during the October 2016 Q4 event and MLWD well N5099 (0.77 µg/L) during the April 2016 Q2 event. In both instances the water supply wells were not in service, but the results indicate that 1,4-dioxane is present at water supply wells N12999 and N5099.

The recommendations based on the information presented in this report are as follows:

- Given the robust historical groundwater database for the Site, the established COC list, and the approved groundwater remediation systems operating at the Site, the continued analysis and tracking of tentatively-identified compounds is of limited value and is no longer warranted; therefore, it is recommended that the analysis of tentatively-identified compounds during quarterly groundwater monitoring events be discontinued.

- Based on anomalously high groundwater elevations at wells 5MI and 5GL, the surveyed measuring point elevations for the MW-5 monitoring wells will be confirmed prior to the 2017 Q2 synoptic groundwater level measurement event to assess whether a resurvey of the wells is required.

- Based on the results of the groundwater monitoring optimization study conducted by AMEC (discussed in Section 1.2 of this report), the following sampling frequency is recommended:

    - For the sentinel wells – continue quarterly sampling

- For those wells currently sampled only annually – reduce the sampling frequency to every 18 months.

NYSDEC comments on the groundwater monitoring optimization study results and recommendations (Appendix A) are respectfully requested in conjunction with NYSDEC's review of this document.

5.0 References

AMEC. 2014a. Draft Quality Assurance Project Plan, OU1 and OU2 Systems, Operations, Maintenance and Monitoring, Former Unisys Facility, Great Neck, New York. Prepared for the Lockheed Martin Corporation. March 2014.

AMEC. 2014b. Draft Sampling and Analysis Plan, Groundwater Monitoring, OU1 and OU2 Systems, Operations, Maintenance and Monitoring, Former Unisys Facility, Great Neck, New York. Prepared for the Lockheed Martin Corporation. March 26, 2014.

AMEC. 2016. Public Water Supply Protection and Mitigation Program, Former Unisys Facility, Great Neck, New York. Draft for Regulatory Review. January 29, 2016.

ARCADIS. 1999. Supplemental OU2 Remedial Investigation Work Plan. Former Unisys Facility, Great Neck, New York. Prepared for the Lockheed Martin Corporation. April 1999.

ARCADIS. 2012a. System Operation, Maintenance and Monitoring Manual. Operable Unit 1 – Groundwater Treatment System. Former Unisys Facility, Great Neck, New York. Prepared for the Lockheed Martin Corporation. January 2012.

ARCADIS. 2012b. Remedial Investigation Report Operable Unit No. 2 for the Unisys Site, Great Neck, New York. Site No. 130045. Prepared for the Lockheed Martin Corporation. May 2012.

ARCADIS. 2014. 2013 Annual Groundwater Monitoring Report – on-Site and off-Site Groundwater Treatment Systems, Great Neck, New York. Prepared for Lockheed Martin Corporation. February 2014.

Blasland, Bouck and Lee (now ARCADIS). 2006. Operation, Maintenance and Monitoring Manual. Off-Site Interim Remedial Measure. Former Unisys Facility, Great Neck, New York. Prepared for the Lockheed Martin Corporation. March 2006.

NYSDEC. 1997. Record of Decision. Lockheed Martin Tactical Systems, Inc. Lake Success and Town of North Hempstead, Nassau County, Site Number 1-30-045. March 1997.

NYSDEC. 2014. Record of Decision, Unisys Corporation, Lake Success, Nassau County, Site Number 130045. June 2014.

NYSDEC. 2015. Amendment to the Record of Decision, Unisys Corporation, Operable Unit Number 01: On-Site Remedial Program State Superfund Project, Lake Success, Nassau County, Site Number 130045. January 2015.

Smolensky, D.A., Buxton, H.T., and Shernoff, P.K., 1989. Hydrologic Framework of Long Island, New York: U.S. Geological Survey Hydrologic Investigations Atlas HA-709, 3 sheets, scale 1:250,000.

Stumm, Frederick, 2001. Hydrogeology and Extent of Saltwater Intrusion of the Great Neck Peninsula, Great Neck, Long Island, New York: U.S. Geological Survey Water-Resources Investigations Report 99-4280, 41 p.

Swarzenski, W.V., 1963. Hydrogeology of Northwestern Nassau and Northeastern Queens Counties, Long Island, New York: U.S. Geological Survey Water-Supply Paper 1657, 90 p.

Tetra Tech. 2016a. Operable Unit 1 Groundwater Treatment and Soil Vapor Extraction Systems, Operations, Maintenance and Monitoring Report, June 1-August 31, 2016, Former Unisys Facility Lake Success, New York NYSDEC Site ID# 130045. Prepared for the Lockheed Martin Corporation. November 2016.

Tetra Tech. 2016b. Operable Unit 2 Groundwater Treatment and Soil Vapor Extraction Systems, Operations, Maintenance and Monitoring Report, June 1-August 31, 2016, Former Unisys Facility Lake Success, New York NYSDEC Site ID# 130045. Prepared for the Lockheed Martin Corporation. November 2016.

Todd, D.K., 1980. Ground-water hydrology (Second Edition). John Wiley and Sons, NewYork, 535 p.

USEPA. 2010. Low Stress (Low Flow) Purging and Sampling Procedure for the Collection of Ground Water Samples from Monitoring Wells. July 30, 1996, Revised January 19, 2010.

USEPA. 2014. Technical Fact Sheet – 1,4-Dioxane. EPA 505-F-14-011, January 2014.

TABLES

Table 1-1 — Applicable or Relevant and Appropriate Requirements for Groundwater Cleanup Criteria for Volatile Organic Compounds

Lockheed Martin Corporation
Former Unisys Facility Great Neck
Lake Success, New York

Parameter (units in µg/L)	NYSDEC Groundwater Quality[1] Standards	NYSDEC Groundwater Quality[1] Guidance Values	USEPA Maximum Contaminant Level [2]	USEPA Maximum Contaminant Goal [3]	USEPA Maximum Contaminant Level [4]
Acetone	NA	50	--	--	--
Benzene	1	NA	--	0	5
Bromodichloromethane	NA	50	100(d)	--	--
Bromoform	NA	50	100(d)	--	--
Bromomethane	5	NA	--	--	--
2-Butanone (methyl ethyl ketone)	NA	50	--	--	--
Carbon disulfide	--	--	--	--	--
Carbon tetrachloride	5	NA	--	0	5
Chlorobenzene	5	NA	--	--	--
Chloroethane	5	NA	--	--	--
Chloroform	7	NA	100(d)	--	--
Chloromethane (methyl chloride)	5	NA	--	--	--
cis-1,3-Dichloropropene	0.4(b)	NA	--	--	--
1,1-Dichloroethane	5	NA	--	--	--
1,1-Dichloroethene	5	NA	--	7	7
1,2-Dichloroethane	0.6	NA	--	0	5
1,2-Dichloroethene	5(a)	NA	--	70/100(e)	70/100(e)
1,2-Dichloropropane	1	NA	--	0	5
Dibromochloromethane	NA	50	100(d)	--	--
Ethylbenzene	5	NA	--	700	700
Freon 113	5	NA	--	--	--
2-Hexanone	NA	50	--	--	--
4-Methyl-2-pentanone	--	--	--	--	--
Methylene chloride (dichloromethan	5	NA	--	0	5
Styrene	5	NA	--	100	100
1,1,1-Trichloroethane	5	NA	--	200	200
1,1,2,2-Tetrachloroethane	5	NA	--	--	--
1,1,2-Trichloroethane	1	NA	--	3	5
Tetrachloroethene	5	NA	--	0	5
Toluene	5	NA	--	1000	1000
trans-1,3-Dichloropropene	0.4(b)	NA	--	--	--
Trichloroethene	5	NA	--	0	5
Vinyl Chloride	2	NA	--	0	2
Xylene (total)	5(c)	NA	--	10000	10000

Notes:

µg/L Micrograms per liter.

(1) New York State Department of Environmental Conservation (NYSDEC) Standards, Criteria, and Guidelines (SCGs), (includes New York State Drinking Water Standards)
Division of Water Technical and Operational Guidance Series (TOGS). Ambient Water Quality Standards and Guidance Values, June 1998, for Protection of Class GA (groundwater) Drinking Water.

(2) United States Environmental Protection Agency (USEPA). 40 CFR, Part 141, National Primary Drinking Water Regulations, Section 141.12, Maximum Contaminant Levels for Total trihalomethanes, December 1998.

(3) USEPA 40 CFR, Part 141, National Primary Drinking Water Regulations, Section 141.50, Maximum Contaminant Levels Goals for Organic Contaminants, December 1998.

(4) USEPA 40 CFR, Part 141, National Primary Drinking Water Regulations, Section 141.61, Maximum Contaminant Levels for Organic Contaminants, July 1994.

-- No standard available.

NA Not applicable.

(a) Represents standard for cis- or trans-1-2-Dichloroethene.

(b) Applies to sum of cis- and trans-1,3-Dichloropropene.

(c) Represents standard for each of the three isomers.

(d) Sum of trihalomethanes (four parameters listed above).

(e) Goals for cis-/trans-1,2-Dichloroethene.

The lowest of NYSDEC Groundwater Quality Standards, Guidance Values, USEPA Maximum Contaminant Goals, and USEPA Maximum Contaminant Level was selected to develop the Site-Specific Applicable or Relevant and Appropriate Requirment (ARAR) for Groundwater Cleanup Criteria for Volatile Organic Compounds.

Table 2-1 — Groundwater Monitoring Well Network

Lockheed Martin Corporation
Former Unisys Facility Great Neck
Lake Success, New York

Well ID	Date Installed	Total Depth (feet bgs)	Well Diameter (inches)	X- Coordinate NAD83 [(a)]	Y- Coordinate NAD83[(a)]	Measuring Point Elevation NAVD88[(b)] (feet above msl)	Ground Surface Elevation (feet above msl)	Screened Interval (feet bgs)			Well Located Operable Unit (if applicable)	Well Type	Screened Aquifer
Extraction/Recovery Wells													
EW1	Aug-42	235	38329	1066760.425	215886.43	134.66	142 (*)	199	to	229	OU1	Recovery	UM
RW1RS	Jun-00	205	12	1067491.772	215800.377	138.33	140 (*)	144	to	164	OU1	Recovery	UG/UM
								172	to	202			
RW1RD	May-00	271	12	1067481.209	215756.890	136.75	140 (*)	238	to	268	OU1	Recovery	UM/MM
RW100	Sep-03	329.5	12	1067084.130	217440.936	151.2	157 (*)	190	to	210	OU2	Recovery	UM/MM
								238	to	260			
								276	to	324			
Monitoring Wells													
1GU	May-88	115	2	1067601.407	215725.624	141.35	--	105	to	115	OU1	Monitoring	UG
1GL	May-88	147	4	1067610.309	215735.516	141.44	--	127	to	147	OU1	Monitoring	UG
1MI	May-88	255	4	1067597.531	215733.906	141.71	--	235	to	255	OU1	Monitoring	UM
1MI/L	May-89	342	4	1067600.071	215744.590	141.74	--	322	to	342	OU1	Monitoring	MM/BM
1ML	May-91	395	4	1067591.169	215748.930	141.96	--	390	to	400	OU1	Monitoring	BM
2GL	May-88	147	4	1068228.987	214595.191	126.06	--	127	to	147		Monitoring	UM
2MU	Jul-91	185	4	1068037.240	214533.703	126.41	--	175	to	185		Monitoring	UM
2MI	Apr-89	250	4	1068227.859	214587.049	125.88	--	230	to	250		Monitoring	MM
2ML	Aug-94	447	4	1068071.623	214515.499	125.58	--	397	to	407		Monitoring	BM
3GL	May-88	149	4	1067801.474	214022.604	136.10	--	129	to	149		Monitoring	UG
3ML	Jul-94	350	4	1067790.277	214018.442	136.69	--	325	to	335		Monitoring	BM
4GL	May-88	150	4	1066206.777	215291.225	141.13	--	130	to	150	OU1	Monitoring	UG
4MI	Mar-89	250	4	1066207.469	215282.596	141.36	--	230	to	250	OU1	Monitoring	UM
5GU	Jan-92	95	4	1067346.126	214131.415	130.68	--	74	to	94		Monitoring	UG
5GL	Feb-89	130	4	1066904.736	213993.425	129.55	--	110	to	130		Monitoring	UG
5MI	Feb-89	250	4	1066915.306	213995.899	129.56	--	239	to	250		Monitoring	MM
5ML	Jul-94	350	4	1066865.281	213989.870	128.26	--	325	to	335		Monitoring	BM
6GL	Feb-89	125	4	1066709.266	214413.355	124.80	--	105	to	125		Monitoring	UG
6MI	Jul-91	240	4	1066696.584	214626.746	125.36	--	215	to	235		Monitoring	UM
7GL	Mar-89	150	4	1066310.817	215912.929	148.55	--	130	to	150	OU1	Monitoring	UG
7MU	Feb-14	248	4	1066297.562	215905.386	149.53	--	238	to	248	OU1	Monitoring	UM
7ML	Jun-94	355	4	1066309.341	215906.657	148.15	--	323	to	333	OU1	Monitoring	MM
8GU	Apr-89	90	4	1068505.048	215484.493	121.19	--	80	to	90	OU1	Monitoring	UG
8GL	Apr-89	150	4	1068498.563	215483.925	121.21	--	130	to	150	OU1	Monitoring	UM
8ML	Jun-94	355	4	1068500.193	215477.662	121.50	--	328	to	338	OU1	Monitoring	BM
9GL	Apr-89	155	4	1068335.336	214956.937	127.05	--	135	to	155		Monitoring	UM
10GL	Apr-89	132	4	1067833.009	215304.862	125.90	--	112	to	132		Monitoring	UG
11GL	May-89	140	4	1067387.897	214554.079	126.08	--	120	to	140		Monitoring	UM
11MI	May-89	250	4	1067390.403	214566.713	126.00	--	230	to	250		Monitoring	MM
12MI	May-91	253	4	1067608.795	215362.510	131.79	--	243	to	253		Monitoring	MM
12ML	May-91	393	4	1067653.177	215358.513	131.84	--	383	to	393		Monitoring	BM

Table 2-1 — Groundwater Monitoring Well Network

Lockheed Martin Corporation
Former Unisys Facility Great Neck
Lake Success, New York

Well ID	Date Installed	Total Depth (feet bgs)	Well Diameter (inches)	X- Coordinate NAD83 [(a)]	Y- Coordinate NAD83[(a)]	Measuring Point Elevation NAVD88[(b)] (feet above msl)	Ground Surface Elevation (feet above msl)	Screened Interval (feet bgs)			Well Located Operable Unit (if applicable)	Well Type	Screened Aquifer
14MI	Apr-96	250	4	1067128.320	217729.493	162.49	--	220	to	250	OU2	Monitoring	UM
15GL	Aug-94	170	4	1068190.958	213698.124	132.57	--	150	to	160		Monitoring	UM
15ML	Aug-94	340	4	1068194.282	213692.411	132.39	--	328	to	338		Monitoring	BM
16GL	Apr-96	222	4	1065870.025	217998.611	225.32	--	202	to	222	OU2	Monitoring	UG
16ML	Aug-95	326	4	1065890.475	217964.712	225.80	--	316	to	326	OU2	Monitoring	UM
17GL	Aug-94	170	4	1067104.248	216426.967	138.48	--	155	to	165	OU1	Monitoring	UG
17ML	Aug-94	428	4	1067113.154	216429.151	138.03	--	390	to	400	OU1	Monitoring	BM
18GL	Sep-94	170	4	1065849.572	216253.969	148.85	--	160	to	170	OU1	Monitoring	UG
18ML	Sep-94	345	4	1065864.997	216259.072	148.07	--	324	to	334	OU1	Monitoring	MM
19GU	Jan-92	99	2	1067386.915	213918.916	135.34	--	78	to	98		Monitoring	UG
19MI	Jan-92	248	4	1067397.367	213918.116	135.63	--	229	to	239		Monitoring	MM
21GU	Jan-92	98	4	1066403.014	214223.048	131.62	--	78	to	98		Monitoring	UG
22GL	Sep-94	168	4	1067700.058	216589.380	134.94	--	158	to	168		Monitoring	UM
22ML	Aug-94	340	4	1067719.512	216605.378	134.59	--	315	to	325	OU1	Monitoring	MM
23GL	Aug-94	150	2	1066821.495	215910.361	139.22	--	140	to	150	OU1	Monitoring	UG
23MI	Jun-94	215	2	1066826.910	215908.150	138.22	--	202	to	212		Monitoring	UM
23MM	Jan-14	321	4	1066816.692	215924.765	139.76	--	311	to	321		Monitoring	MM
24GL	May-94	150	2	1066920.707	215897.958	139.22	--	139	to	149	OU1	Monitoring	UG
24MI	May-94	220	2	1066932.352	215897.927	139.33	--	200	to	210		Monitoring	UM
25GL	May-94	170	2	1067721.637	215682.626	134.51	--	159	to	169		Monitoring	UM
25MI	May-94	220	2	1067704.286	215693.312	135.58	--	200	to	210		Monitoring	UM
26GL	May-94	184	2	1068003.090	215605.572	130.40	--	174	to	184		Monitoring	UM
26MI	May-94	240	2	1067992.687	215605.528	130.73	--	220	to	230		Monitoring	UM
27GL	Jun-94	180	2	1068172.336	215639.711	121.28	--	170	to	180		Monitoring	UM
27MI	Jun-94	230	2	1068180.697	215634.101	122.22	--	217	to	227	OU1	Monitoring	UM
28GL	Jun-94	150	2	1067532.322	215575.634	135.83	--	140	to	150	OU1	Monitoring	UG
28MI	Jun-94	250	2	1067533.833	215584.068	136.52	--	222	to	232	OU1	Monitoring	UM
29GL	Jul-94	170	2	1067173.639	215881.761	142.52	--	145	to	155	OU1	Monitoring	UG
29MI	Jul-94	250	2	1067183.615	215881.220	142.50	--	207	to	217	OU1	Monitoring	UM
30GL	Sep-98	210	4	1069203.977	217502.185	139.18	136.13	190	to	210		Monitoring	UM
30MI	Aug-98	280	4	1069204.076	217477.518	139.33	136.14	260	to	280		Monitoring	MM
30ML	Aug-98	380	4	1069226.122	217487.895	139.28	136.36	360	to	380		Monitoring	BM
31GL	Oct-98	200	4	1066908.543	221112.522	123.45	124.17	180	to	200	Outpost	Monitoring	UM
31MI	Oct-98	255	4	1066925.269	221113.613	124.00	124.73	235	to	255	Outpost	Monitoring	MM
31ML	Oct-98	355	4	1066927.864	221126.813	124.19	124.87	335	to	355	Outpost	Monitoring	BM
33GL	Aug-98	252	4	1061851.684	215407.741	255.21	256.55	232	to	252		Monitoring	UG
33MI	Aug-98	310	4	1061859.053	215414.876	255.43	256.65	290	to	310		Monitoring	UM
33ML	Aug-98	425	4	1061846.643	215411.525	255.38	256.66	405	to	425		Monitoring	BM
35GL	Aug-98	135	2	1068155.381	214625.994	126.58	126.7	115	to	135		Monitoring	UG
36GL	Aug-98	135	2	1066416.159	214776.800	131.62	132.49	115	to	135		Monitoring	UG

Table 2-1 — Groundwater Monitoring Well Network

Lockheed Martin Corporation
Former Unisys Facility Great Neck
Lake Success, New York

Well ID	Date Installed	Total Depth (feet bgs)	Well Diameter (inches)	X- Coordinate NAD83 [(a)]	Y- Coordinate NAD83[(a)]	Measuring Point Elevation NAVD88[(b)] (feet above msl)	Ground Surface Elevation (feet above msl)	Screened Interval (feet bgs)			Well Located Operable Unit (if applicable)	Well Type	Screened Aquifer
37MU	Jul-99	252	4	1066085.325	216696.042	178.79	180.11	242	to	252		Monitoring	UM
37MI	Jun-99	325	4	1066080.874	216675.996	178.76	180.09	315	to	325		Monitoring	MM
37ML	Jul-99	428	4	1066082.340	216685.824	178.81	180.21	418	to	428	OU1	Monitoring	BM
38MU	Aug-99	242	4	1066283.730	217223.840	185.61	186.84	232	to	242	OU2	Monitoring	UM
38MI	Aug-99	344	4	1066317.452	217258.519	187.43	188.77	334	to	344	OU2	Monitoring	MM
38ML	Aug-99	444	4	1066306.664	217256.301	187.17	188.87	430	to	440	OU2	Monitoring	BM
39MU	Sep-99	206	4	1067084.253	217467.308	157.93	158.7	196	to	206	OU2	Monitoring	UM
39MI	Sep-99	312	4	1067070.447	217457.334	157.53	158.1	302	to	312	OU2	Monitoring	MM
39ML	Oct-99	407	4	1067076.596	217461.880	158.16	159	397	to	407	OU2	Monitoring	BM
40MI	Jun-14	300	4	1069119.126	216884.850	130.18	129.3	250	to	300		Monitoring	MM
41MI	Jul-14	312	4	1069340.055	217041.832	138.61	137.8	262	to	312		Monitoring	MM
43MU	Aug-14	228	4	1067094.992	220403.283	130.29	131 (*)	218	to	228	Outpost	Monitoring	UM
43MI	Aug-14	330	4	1067105.562	220405.761	130.97	131 (*)	310	to	330	Outpost	Monitoring	MM/BM
44MU	Aug-14	226	4	1065499.864	215486.452	147.57	148 (*)	216	to	226		Monitoring	UM
44MI	Aug-14	330	4	1065493.731	215478.056	147.67	148 (*)	320	to	330		Monitoring	MM
45MU	Feb-14	289	4	1061883.628	218879.564	205.25	--	279	to	289		Monitoring	UM
45MI	Feb-14	333	4	1061891.258	218874.958	205.83	--	323	to	333		Monitoring	MM
46MI	Mar-14	314	4	1065536.225	220456.307	187.12	187.49	292	to	302	Outpost	Monitoring	MM
46ML	Mar-14	400	4	1065525.169	220435.813	188.32	188.66	353	to	363	Outpost	Monitoring	BM
47MI	Feb-14	281	4	1064285.425	215484.018	192.56	191.85	264	to	279		Monitoring	MM
47ML	Feb-14	390	4	1064248.493	215478.094	192.91	193.23	368	to	388		Monitoring	BM
48MI	Mar-14	245	4	1064248.843	212589.926	121.69	121.97	220	to	240		Monitoring	MM
48ML	Mar-14	345	4	1064258.568	212600.604	121.50	121.76	320	to	340		Monitoring	BM
49MI	Apr-14	265	4	1068619.477	212440.430	125.54	126.06	240	to	260		Monitoring	MM
49ML	Apr-14	353	4	1068609.076	212438.940	125.62	126.09	328	to	348		Monitoring	BM
50MI	Jan-09	250	4	1068440.598	214148.099	133.39	-	225	to	245		Monitoring	MM
50ML	Jan-09	452	4	1068438.716	214153.980	132.82	-	432	to	452		Monitoring	BM
51MI	Dec-09	208	4	1065665.675	222622.603	142.03	140.1	183	to	203	Outpost	Monitoring	UM
51ML	Dec-09	347	4	1065675.335	222618.255	141.38	139.5	312	to	322	Outpost	Monitoring	BM
N3905	Jun-52	259	20/12	1068118.938	217199.608	126.42	126.23	214	to	254		Monitoring/Former Recovery	UM
N4243	Aug-53	260	20/12	1068205.583	216996.556	120.39	125.58	205	to	255		Monitoring/Former Recovery	UM
N5710	Jan-57	390	20/12	1067836.549	218757.733	166.19	175.89	325	to	385		Monitoring/Former Recovery	MM/BM
Municipal Supply Wells													
N5099	Jul-55	399	20/12	1064776.429	223579.053	-	170 (*)	345	to	378	Outpost	Active	MM/BM
								383	to	393			
N12999	-	417.0	20/12	1068275.6	221588.8	-	200 (*)	294.0	to	304.0	Outpost	Active	UM
								312.0	to	322.0			MM
								392.0	to	412.0			MM
N13000	-	353.0	20/12	1068254.9	221762.1	-	220 (*)	308.0	to	348.0	Outpost	Active	UM/MM

Table 2-1 — Groundwater Monitoring Well Network

Lockheed Martin Corporation
Former Unisys Facility Great Neck
Lake Success, New York

Well ID	Date Installed	Total Depth (feet bgs)	Well Diameter (inches)	X- Coordinate NAD83 [(a)]	Y- Coordinate NAD83[(a)]	Measuring Point Elevation NAVD88[(b)] (feet above msl)	Ground Surface Elevation (feet above msl)	Screened Interval (feet bgs)			Well Located Operable Unit (if applicable)	Well Type	Screened Aquifer
Non-Municipal Diffusion Wells													
DW-11	Jun-02	416.0	10	1069222.77 **	216981.69 **	127.51 +	128.05 ++	275.0	to	411.0		Diffusion from EW-1, RW-1RS, RW-1RD	MM/BM
DW12	Aug-02	401.0	12/10	1069438.84 **	217205.20 **	132.53 +	134.72 ++	308.0	to	396.0		Diffusion from EW-1, RW-1RS, RW-1RD	MM/BM
DW-13	Oct-08	385.0	12/10	1069014.01 **	216821.17 **	125.42 +	125.50 ++	250.0	to	320.0		Diffusion from EW-1, RW-1RS, RW-1RD	MM/BM
								340.0	to	380.0			
DW-14	Jun-13	445	12/10	1069350.38 **	217035.72 **	129.6 +	134.52 ++	270	to	322		Diffusion from EW-1, RW-1RS, RW-1RD	MM/BM
								372	to	390			
								398	to	424			
DW100	Jan-04	424	12/10	1068502.542	218270.164	131.10	133 (*)	299	to	331		Diffusion from RW100	MM/BM
								415	to	419			
DW101	Nov-03	413	12/10	1068584.881	218016.426	126.80	128 (*)	333	to	383		Diffusion from RW100	BM
								393	to	408			
DW102	Feb-04	418	12/10	1068619.700	217888.440	126.40	127 (*)	365	to	413		Diffusion from RW100	BM
Non-Municipal Irrigation Wells													
N2169	Mar-47	239	10	1066279.374	223585.349	-	80 (*)	221	to	239	Outpost	Irrigation	MM
N5535	Nov-56	390	16/12	1068941.689	220650.865	-	250 (*)	330	to	350	Outpost	Irrigation	UM
N8038	Jun-66	295	12	1063173.545	217289.280	-	210 (*)	272	to	295		Irrigation	UM
N8055	Jun-66	199	4	-	-	-	180 (*)	191	to	199		Irrigation	UG
Q2604	-	210	-	-	-	-	150 (*)	-	to	-		-	UG
Q3908 (Douglaston Golf Course)	Jul-01	385	-	-	-	-	-	-	to	-		Irrigation	-
N13221 (Main)	Jun-02	281	16	1064107.336	215912.996	220 (*)	220 (*)	195	to	235		Irrigation	UG
N13221 (Main)	Jun-02	281	16	1064107.336	215912.996	220 (*)	220 (*)	271	to	281		Irrigation	UM
N13266 (Jockey)	Jun-02	240	6	1064107.336	215912.996	220 (*)	220 (*)	200	to	240		Irrigation	UG
Non-Municipal Supply Wells													
N7560	Aug-64	242	6-Aug	1065848	215706	139.99	150 (*)	221	to	241		Cooling	UM

Notes:

bgs	below ground surface	+	Determined based on field measurment from the top of the diffusion well vault down to the water level measuring point in the vault
msl	mean sea level.	(a)	X- and Y-Coordinates are referenced to NAD83 unless otherwise indicated
-	Information not available	(b)	Measuring point elevations are referenced to Nassau County NAVD88; ground surface elevations are referenced to Nassau County NGVD29
(*)	estimated	NAVD88	North American Vertical Datum of 1988
**	Approximate coordinate for the center of the diffusion well vault	NGVD29	National Geodetic Vertical Datum of 1929
++	Surveyed elevation of the top of the diffusion well vault	NAD83	North American Datum of 1983

Aquifer Types

UG - Upper Glacial. Screen interval located from approximately landsurface to -24 feet relative to msl.
UM - Upper portion of the Magothy. Screen interval located from approximately -24 to -113 feet relative to msl.
MM - Middle portion of the Magothy. Screen interval located from approximately -113 to -204 feet relative to msl.
BM - Basal portion of the Magothy. Screen interval located from approximately -204 to -270 feet relative to msl.

Table 3-1 — Synoptic Groundwater Level Measurements

Lockheed Martin Corporation
Former Unisys Facility Great Neck
Lake Success, New York

Well ID	Screened Aquifer	Measuring Point Elevation NAVD88 (1) (feet msl)	Measurement TOC - TOR	Measurement TOR/C - GS	April 2016 Depth to Water (feet below MP)	April 2016 Water Level Elevation (feet msl)	July 2016 Water Level Measurement	July 2016 Water Level Elevation (feet msl)
1GL	UG	141.35	0.35	NA	95.78	45.57	96.55	44.80
1GU	UG	141.44	0.48	NA	95.54	45.90	96.29	45.15
1MI	UM	141.71	0.18	NA	96.51	45.20	97.33	44.38
1MI/L	MM	141.74	0.41	NA	95.71	46.03	96.43	45.31
1ML	BM	141.96	0.47	NA	95.36	46.60	96.71	45.25
2GL	UM	126.06	0.65	NA	77.87	48.19	78.62	47.44
2MU	UM	126.41	0.41	NA	78.56	47.85	79.23	47.18
2MI	MM	125.88	0.21	NA	77.73	48.15	78.48	47.40
2ML	BM	125.58	0.62	NA	79.37	46.21	78.85	46.73
3GL	UG	136.10	0.29	NA	88.36	47.74	88.89	47.21
3ML	BM	136.69	0.3	NA	89.29	47.40	89.96	46.73
4GL	UG	141.13	0.52	NA	96.16	44.97	96.71	44.42
4MI	UM	141.36	0.31	NA	96.78	44.58	97.37	43.99
5GU	UG	130.68	0.70	NA	83.74	46.94	84.22	46.46
5GL	UG	129.55	0.46	NA	80.02	49.53	80.52	49.03
5MI	MM	129.56	0.58	NA	80.23	49.33	80.68	48.88
5ML	BM	128.26	0.64	NA	81.36	46.90	81.94	46.32
6GL	UG	124.40	0.80	NA	78.46	45.94	78.87	45.53
6MI	UM	125.36	0.75	NA	79.61	45.75	80.05	45.31
7GL	UG	148.55	0.82	NA	104.43	44.12	105.09	43.46
7MU	UM	149.53	0.45	NA	106.02	43.51	106.69	42.84
7ML	MM	148.15	0.76	NA	104.06	44.09	104.73	43.42
8GU	UG	121.19	0.23	NA	71.41	49.78	72.12	49.07
8GL	UM	121.21	0.52	NA	72.68	48.53	73.31	47.90
8ML	BM	121.50	0.40	NA	72.71	48.79	74.23	47.27
9GL	UM	127.05	0.26	NA	79.25	47.80	79.62	47.43
10GL	UG	125.9	0.45	NA	78.70	47.20	79.50	46.40
11GL	UM	126.08	0.31	NA	79.27	46.81	79.69	46.39
11MI	MM	126.00	0.49	NA	79.35	46.65	79.81	46.19
12MI	MM	131.79	0.29	NA	85.24	46.55	86.02	45.77
12ML	BM	131.84	0.34	NA	85.20	46.64	86.05	45.79
14MI	UM	162.49	NM	NM	118.86	43.63	119.65	42.84
15GL	UM	132.57	0.37	NA	84.23	48.34	84.74	47.83
15ML	BM	132.39	0.40	NA	84.18	48.21	84.90	47.49
16GL	UG	225.32	0.26	NA	183.87	41.45	184.14	41.18
16ML	UM	225.80	0.15	NA	183.46	42.34	184.30	41.50

Table 3-1 — Synoptic Groundwater Level Measurements

Lockheed Martin Corporation
Former Unisys Facility Great Neck
Lake Success, New York

Well ID	Screened Aquifer	Measuring Point Elevation NAVD88 (1) (feet msl)	Measurement TOC - TOR	Measurement TOR/C - GS	April 2016 Depth to Water (feet below MP)	April 2016 Water Level Elevation (feet msl)	July 2016 Water Level Measurement	July 2016 Water Level Elevation (feet msl)
17GL	UG	138.48	0.25	NA	93.77	44.71	94.56	43.92
17ML	BM	138.03	0.35	NA	92.90	45.13	93.72	44.31
18GL	UG	148.85	0.21	NA	105.30	43.55	105.88	42.97
18ML	MM	148.07	0.42	NA	104.55	43.52	105.21	42.86
19GU	UG	135.34	0.71	NA	88.09	47.25	88.54	46.80
19MI	MM	135.63	0.53	NA	88.50	47.13	89.04	46.59
21GU	UG	131.62	NA	NA	85.54	46.08	85.86	45.76
22GL	UM	134.94	0.42	NA	88.87	46.07	89.69	45.25
22ML	MM	134.59	0.52	NA	89.57	45.02	90.51	44.08
23GL	UG	139.22	0.24	NA	95.42	43.80	96.23	42.99
23MI	UM	138.22	0.70	NA	95.64	42.58	96.45	41.77
23MM	MM	139.76	0.28	NA	95.66	44.10	96.46	43.30
24GL	UG	139.22	0.65	NA	95.16	44.06	95.96	43.26
24MI	UM	139.33	0.53	NA	95.74	43.59	86.60	52.73
25GL	UM	134.51	0.45	NA	87.96	46.55	88.79	45.72
25MI	UM	135.58	0.32	NA	89.52	46.06	90.34	45.24
26GL	UM	130.40	0.56	NA	83.24	47.16	84.05	46.35
26MI	UM	130.73	0.33	NA	83.78	46.95	84.36	46.37
27GL	UM	121.28	0.52	NA	73.93	47.35	74.56	46.72
27MI	UM	122.22	0.53	NA	74.72	47.50	75.34	46.88
28GL	UG	135.83	0.61	NA	90.31	45.52	91.11	44.72
28MI	UM	136.52	0.31	NA	90.88	45.64	91.71	44.81
29GL	UG	142.52	0.56	NA	98.34	44.18	98.86	43.66
29MI	UM	142.50	0.54	NA	98.04	44.46	99.16	43.34
30GL	UM	139.18	0.43	2.49	89.25	49.93	91.03	48.15
30MI	MM	139.33	0.25	2.81	87.25	52.08	90.00	49.33
30ML	BM	139.28	0.42	2.48	87.68	51.60	90.89	48.39
31GL	UM	123.45	0.36	NA	85.74	37.71	88.73	34.72
31MI	MM	124.00	0.37	NA	86.45	37.55	89.51	34.49
31ML	BM	124.19	0.86	NA	87.40	36.79	89.83	34.36
33GL	UG	255.21	NM	NA	216.46	38.75	218.93	36.28
33MI	UM	255.43	NM	NA	217.29	38.14	217.96	37.47
33ML	BM	255.38	NM	NA	217.20	38.18	217.80	37.58
35GL	UG	126.58	0.20	NA	79.18	47.40	79.97	46.61
36GL	UG	131.62	0.55	NA	85.89	45.73	86.33	45.29
37MU	UM	178.79	0.36	NA	135.20	43.59	135.96	42.83

Table 3-1 — Synoptic Groundwater Level Measurements

Lockheed Martin Corporation
Former Unisys Facility Great Neck
Lake Success, New York

Well ID	Screened Aquifer	Measuring Point Elevation NAVD88 (1) (feet msl)	Measurement TOC - TOR	Measurement TOR/C - GS	April 2016 Depth to Water (feet below MP)	April 2016 Water Level Elevation (feet msl)	July 2016 Water Level Measurement	July 2016 Water Level Elevation (feet msl)
37MI	MM	178.76	0.08	NA	135.18	43.58	135.94	42.82
37ML	BM	178.81	0.37	NA	135.24	43.57	136.02	42.79
38MU	UM	185.61	0.24	NA	130.66	54.95	127.45	58.16
38MI	MM	187.43	0.33	NA	144.45	42.98	145.26	42.17
38ML	BM	187.17	0.63	NA	144.02	43.15	144.87	42.30
39MU	UM	157.93	0.55	NA	117.59	40.34	118.38	39.55
39MI	MM	157.53	0.34	NA	117.60	39.93	118.46	39.07
39ML	BM	158.16	0.43	NA	114.19	43.97	115.10	43.06
40MI	MM	130.18	0.09	2.31	78.51	51.67	79.81	50.37
41MI	MM	138.61	0.38	NA	83.26	55.35	84.58	54.03
43MU	UM	130.29	0.41	NA	92.76	37.53	94.96	35.33
43MI	MM	130.97	0.39	NA	92.80	38.17	95.48	35.49
44MU	UM	147.57	NM	NA	103.49	44.08	103.91	43.66
44MI	MM	147.67	NM	NA	103.80	43.87	104.23	43.44
45MU	UM	205.25	NM	NA	167.39	37.86	167.81	37.44
45MI	MM	205.83	NM	NA	167.98	37.85	168.45	37.38
46MI	MM	187.12	0.53	NA	148.67	38.45	149.61	37.51
46ML	BM	188.32	0.55	NA	149.71	38.61	150.65	37.67
47MI	MM	192.56	NM	NA	149.11	43.45	150.08	42.48
47ML	BM	192.91	NM	NA	149.57	43.34	149.64	43.27
48MI	MM	121.69	0.40	NA	76.74	44.95	77.01	44.68
48ML	BM	121.50	0.30	NA	77.24	44.26	77.30	44.20
49MI	MM	125.54	0.62	NA	78.15	47.39	78.72	46.82
49ML	BM	125.62	0.58	NA	78.29	47.33	78.92	46.70
50MI	MM	133.39	0.29	NA	86.49	46.90	87.14	46.25
50ML	BM	132.82	0.40	NA	86.01	46.81	86.79	46.03
51MI	UM	142.03	0.16	2.03	108.74	33.29	109.59	32.44
51ML	BM	141.38	0.57	2.33	108.81	32.57	110.22	31.16
N3905	UM	126.42	NM	NA	80.08	46.34	81.60	44.82
N4243	UM	120.39	NM	NA	NM	NM	NM	NM
N5710	MM/BM	166.19	NM	NA	120.85	45.34	NM	NM
N10290	UG	153.00	NM	NA	108.19	44.81	108.77	44.23
N1102	UG	181.56	NM	NA	141.05	40.51	142.19	39.37
RW2	UM	128.23	NM	NA	78.19	50.04	78.94	49.29
EW3	-	-	NM	NA	NM	NM	NM	NM
ERM-MW-1	UG	143.71	NM	NA	99.40	44.31	99.99	43.72

Table 3-1 — Synoptic Groundwater Level Measurements

Lockheed Martin Corporation
Former Unisys Facility Great Neck
Lake Success, New York

Well ID	Screened Aquifer	Measuring Point Elevation NAVD88 (1) (feet msl)	Measurement TOC - TOR	Measurement TOR/C - GS	April 2016 Depth to Water (feet below MP)	April 2016 Water Level Elevation (feet msl)	July 2016 Water Level Measurement	July 2016 Water Level Elevation (feet msl)
ERM-MW-2	UG	144.04	0.40	NA	99.48	44.56	100.03	44.01
ERM-MW-3	UG	143.72	0.37	NA	99.46	44.26	100.02	43.70
ERM-MW-4	UG	151.88	NM	NA	107.98	43.90	108.62	43.26
ERM-MW-5	UM	185.81	NM	NA	142.70	43.11	143.42	42.39
ERM-MW-6	UM	178.54	NM	NA	135.12	43.42	135.81	42.73
ERM-MW-7	UM	136.90	NM	NA	92.10	44.80	NM	NM
ERM-MW-8	UM	161.03	NM	NA	117.35	43.68	117.64	43.39
DW-10(2)	MM	136.02	NA	NA	Abandoned	NM	NA	NA
DW-11(2)	MM/BM	129.21	0.30	NA	44.82	84.39	39.70	89.51
DW-12	MM/BM	135.92	+ 0.5	NA	38.90	97.02	80.16	55.76
DW-13	MM/BM	121.54	NM	4.46	48.28	73.26	45.84	75.70
DW-14	-	Not Measured	0.90	2.70	43.64	Unknown	46.69	Unknown
DW-100	MM/BM	131.10	5.3	NA	NM	NM	NM	NM
DW-101	BM	126.80	4.0	NA	73.09	53.71	75.32	51.48
DW-102	BM	126.40	2.5	NA	35.70	90.70	37.85	88.55
N-12455 (2-inch PVC)	UG	Unknown	NM	NM	181.06	Unknown	181.33	Unknown
N12450 (4-inch PVC)	Lloyd Aquifer	Unknown	NM	NM	210.89	Unknown	223.62	Unknown
RW-100	UM/MM	151.2	NM	NA	120.92	30.28	121.72	29.48
RW-1RS	UG/UM	138.33	NM	NA	106.54	31.79	107.83	30.50
RW-1RD	UM/MM	136.75	NM	NA	101.98	34.77	102.13	34.62
EW-1	UM	134.66	NM	NA	124.36	10.30	127.52	7.14

Notes:

MP	Measuring point	NA	not applicable
msl	mean sea level	bgs	below ground surface
TOC	top of casing	-	information not available
GS	ground surface	NGVD	National Geodetic Vertical Datum of 1929
NM	not measured	NAVD	North American Vertical Datum of 1988
TOR	top of riser		

(1) MP elevations referenced to Nassau County NAVD 88; land surface elevations referenced to Nassau County NGVD 29.
(2) Measuring point for OU1 diffusion wells installed by the Former Unisys Facility are the top of access tubing, not the well seal.

Aquifer Types

UG - Upper Glacial. Screen interval located from approximately landsurface to -20 feet relative to msl
UM - Upper portion of the Magothy. Screen interval located from approximately -20 to -110 feet relative to msl
MM - Middle portion of the Magothy. Screen interval located from approximately -110 to -200 feet relative to msl
BM - Basal portion of the Magothy. Screen interval located from approximately -200 to top of underlying Raritan Clay

Table 3-2 — Vertical Hydraulic Gradients

Lockheed Martin Corporation
Former Unisys Facility Great Neck
Lake Success, New York

Well Pairing Identification	Measuring Point Elevation (feet)	Well Screen Midpoint Elevation (feet)	April 2016		July 2016	
			Groundwater Elevation (feet)	Vertical Gradient	Groundwater Elevation (feet)	Vertical Gradient
Upper Glacial-Upper Magothy						
1GL	141.35	7	45.57	0.00343	44.80	0.00389
1MI	141.71	-101	45.20		44.38	
4GL	141.13	5	44.97	0.00390	44.42	0.00430
4MI	141.36	-95	44.58		43.99	
7GL	148.55	10	44.12	0.00581	43.46	0.00590
7MU	149.53	-95	43.51		42.84	
8GU	121.19	35	49.78	0.02273	49.07	0.02127
8GL	121.21	-20	48.53		47.90	
16GL	225.32	15	41.45	-0.00817	41.18	-0.00294
16ML	225.80	-94	42.34		41.50	
23GL	139.22	-5	43.80	0.01937	42.99	0.01937
23MI	138.22	-68	42.58		41.77	
24GL	139.22	-4	44.06	0.00770	43.26	-0.15525
24MI	139.33	-65	43.59		52.73	
28GL	135.83	-9	45.52	-0.00148	44.72	-0.00111
28MI	136.52	-90	45.64		44.81	
29GL	142.52	-7	44.18	-0.00452	43.66	0.00516
29MI	142.50	-69	44.46		43.34	
33GL	255.21	15	38.75	0.01052	36.28	-0.02052
33MI	255.43	-43	38.14		37.47	
Upper Magothy-Middle Magothy						
1MI	141.71	-101	45.20	-0.00965	44.38	-0.01081
1M1/L	141.74	-187	46.03		45.31	
11GL	126.08	-1	46.81	0.00145	46.39	0.00182
11MI	126.00	-111	46.65		46.19	
22GL	134.94	-27	46.07	0.00665	45.25	0.00741
22ML	134.59	-185	45.02		44.08	
30GL	139.18	-64	49.93	-0.03071	48.15	-0.01686
30MI	139.33	-134	52.08		49.33	
31GL	123.43	-66	37.71	0.00296	34.72	0.00426
31MI	123.98	-120	37.55		34.49	
37MU	178.79	-67	43.59	0.00014	42.83	0.00014
37MI	178.76	-140	43.58		42.82	
39MU	157.93	-42	40.34	0.00383	39.55	0.00449
39MI	157.53	-149	39.93		39.07	
43MU	130.27	-73	37.53	-0.00660	35.33	-0.00165
43MI	130.95	-170	38.17		35.49	
44MU	147.57	-70	44.08	0.00202	43.66	0.00212
44MI	147.67	-174	43.87		43.44	
Middle Magothy-Basal Magothy						
1MI/L	141.74	-187	46.03	-0.00905	45.31	0.00095
1ML	141.96	-250	46.60		45.25	
5MI	129.56	-114.5	49.33	0.02809	48.88	0.02960
5ML	128.26	-201	46.90		46.32	
12MI	131.79	-114	46.55	-0.00064	45.77	-0.00014
12ML	131.84	-254	46.64		45.79	
30MI	139.33	-134	52.08	0.00480	49.33	0.00940
30ML	139.28	-234	51.60		48.39	
37MI	178.76	-140	43.58	0.00010	42.82	0.00029
37ML	178.81	-243	43.57		42.79	

Table 3-2 — Vertical Hydraulic Gradients

Lockheed Martin Corporation
Former Unisys Facility Great Neck
Lake Success, New York

Well Pairing Identification	Measuring Point Elevation (feet)	Well Screen Midpoint Elevation (feet)	April 2016		July 2016	
			Groundwater Elevation (feet)	Vertical Gradient	Groundwater Elevation (feet)	Vertical Gradient
39MI	157.53	-149	39.93	-0.04298	39.07	-0.04245
39ML	158.16	-243	43.97		43.06	

Notes:
Vertical elevations referenced to the North American Vertical Datum of 1988 (NAVD 88)
For each well pair, Vertical Hydraulic Gradient is calculated as follows:

(Shallow Well GW Elev - Deep Well GW Elev) / (Shallow Well Screen Midpoint Elev - Deep Well Screen Midpoint Elev)

A positive "+" value indicates a downward hydraulic gradient.
A negative "-" value indicates a upward hydraulic gradient.

Table 3-3
Volatile Organic Compound Analytical Results 2016 Annual Groundwater Monitoring Event
Former Unisys Facility, Lake Success, New York

Well		MW-1GL		MW-1MI		MW-1MI/L		MW-1ML		MW-2GL		MW-2GL		MW-2MU		MW-2MI		MW-3GL		MW-3ML		MW-4GL		MW-4MI		MW-7GL		MW-7ML	
Sample Date	Great Neck	07/07/2016		07/07/2016		07/07/2016		07/08/2016		07/14/2016		10/13/2016		07/14/2016		07/14/2016		07/13/2016		07/13/2016		07/11/2016		07/11/2016		07/11/2016		07/11/2016	
Sample ID	ARARs	MW-1GL-XX		MW-1MI-XX		MW-1MI/L-XX		MW-1ML-XX		MW-2GL-XX		MW-2GL-XX		MW-2MU-XX		MW-2MI-XX		MW-3GL-XX		MW-3ML-XX		MW-4GL-XX		MW-4MI-XX		MW-7GL-XX		MW-7ML-XX	
Laboratory Sample ID		460-116748-13		460-116748-14		460-116748-15		460-116748-22		460-117088-7		460-122092-4		460-117082-2		460-117088-8		460-117088-3		460-117088-4		460-117039-3		460-117039-4		460-117039-5		460-117039-6	
Volatile Organic Compounds (µg/L)		Result	Qualifier	Result	Qualifier	Result	Qualifier	Result	Qualifier	Result	Qualifier	Result	Qualifier	Result	Qualifier	Result	Qualifier	Result	Qualifier	Result	Qualifier	Result	Qualifier	Result	Qualifier	Result	Qualifier	Result	Qualifier
1,1,1-Trichloroethane	5	0.1	U	0.1	U	0.1	U	0.1	U	0.1	U	0.1	U	0.1	U	0.1	U	0.1	U	0.1	U	0.1	U	0.1	U	0.1	U	0.1	U
1,1,2,2-Tetrachloroethane	5	0.1	U	0.1	U	0.1	U	0.1	U	0.1	U	0.1	U	0.1	U	0.1	U	0.1	U	0.1	U	0.1	U	0.1	U	0.1	U	0.1	U
1,1,2-Trichloro-1,2,2-trifluoroethane (Freon 113)	5	0.1	U	**5.1**		**2.6**		**5**		0.1	U	0.1	U	**1.7**		0.1	U	0.1	U	**5.6**		0.1	U	**1.1**		0.1	U	**3.9**	
1,1,2-Trichloroethane	1	0.1	U	0.1	U	0.1	U	0.1	U	0.1	U	0.1	U	0.1	U	0.1	U	0.1	U	0.1	U	0.1	U	0.1	U	0.1	U	0.1	U
1,1-Dichloroethane	5	0.1	U	0.1	U	0.1	U	0.1	U	0.1	U	0.1	U	0.1	U	0.1	U	0.1	U	0.1	U	0.1	U	0.1	U	0.1	U	0.1	U
1,1-Dichloroethene	5	0.1	U	**1.1**		**0.17 J**		**0.44 J**		0.1	U	0.1	U	0.1	U	0.1	U	0.1	U	**0.26 J**		0.1	U	0.1	U	0.1	U	**0.19 J**	
1,1-Difluoroethane (Freon 152a)	- -	0.1	U	0.1	U	0.1	U	0.1	U	0.1	U	0.1	U	0.1	U	0.1	U	0.1	U	0.1	U	0.1	U	0.1	U	0.1	U	0.1	U
1,2,4-Trichlorobenzene	- -	0.1	U	0.1	U	0.1	U	0.1	U	0.1	U	0.1	U	0.1	U	0.1	U	0.1	U	0.1	U	0.1	U	0.1	U	0.1	U	0.1	U
1,2-Dibromo-3-Chloropropane	- -	0.1	U	0.1	U	0.1	U	0.1	U	0.1	U	0.1	U	0.1	U	0.1	U	0.1	U	0.1	U	0.1	U	0.1	U	0.1	U	0.1	U
1,2-Dibromoethane	- -	0.1	U	0.1	U	0.1	U	0.1	U	0.1	U	0.1	U	0.1	U	0.1	U	0.1	U	0.1	U	0.1	U	0.1	U	0.1	U	0.1	U
1,2-Dichlorobenzene	- -	0.1	U	0.1	U	0.1	U	0.1	U	0.1	U	0.1	U	0.1	U	0.1	U	0.1	U	0.1	U	0.1	U	0.1	U	0.1	U	0.1	U
1,2-Dichloroethane	0.6	0.1	U	0.1	U	0.1	U	0.1	U	0.1	U	0.1	U	0.1	U	0.1	U	0.1	U	0.1	U	0.1	U	0.1	U	0.1	U	0.1	U
1,2-Dichloroethene (cis) (DCE)	5	0.1	U	**37**		**14**		**46**		0.1	U	0.1	U	**73**		**4.9**		**0.94 J**		**100**		**0.39 J**		**20**		**5.5**		**130**	
1,2-Dichloroethene (trans)	5	0.1	U	**0.39 J**		**0.29 J**		**0.6 J**		0.1	U	0.1	U	**0.46 J**		0.1	U	0.1	U	**1.1**		0.1	U	0.1	U	0.1	U	**1.6**	
1,2-Dichloropropane	1	0.1	U	0.1	U	0.1	U	0.1	U	0.1	U	0.1	U	0.1	U	0.1	U	0.1	U	0.1	U	0.1	U	0.1	U	0.1	U	0.1	U
1,3-Dichlorobenzene	- -	0.1	U	0.1	U	0.1	U	0.1	U	0.1	U	0.1	U	0.1	U	0.1	U	0.1	U	0.1	U	0.1	U	0.1	U	0.1	U	0.1	U
1,3-Dichloropropene (cis)	0.4	0.1	U	0.1	U	0.1	U	0.1	U	0.1	U	0.1	U	0.1	U	0.1	U	0.1	U	0.1	U	0.1	U	0.1	U	0.1	U	0.1	U
1,3-Dichloropropene (trans)	0.4	0.1	U	0.1	U	0.1	U	0.1	U	0.1	U	0.1	U	0.1	U	0.1	U	0.1	U	0.1	U	0.1	U	0.1	U	0.1	U	0.1	U
1,4-Dichlorobenzene	- -	0.1	U	0.1	U	0.1	U	0.1	U	0.1	U	0.1	U	0.1	U	0.1	U	0.1	U	0.1	U	0.1	U	0.1	U	0.1	U	0.1	U
1,4-Dioxane	- -	**0.47 J**		**1.2 J**		**0.6 J**		0.11	U	0.11	U	0.11	U	**1.1**		0.11	U	0.11	U	0.11	U	0.11	U	0.11	U	0.11	U	**1.3**	
2,2-Dichloro-1,1,1-trifluoroethane (Freon 123)	- -	0.1	U	0.1	U	0.1	U	0.1	U	0.1	U	0.1	U	0.1	U	0.1	U	0.1	U	0.1	U	0.1	U	0.1	U	0.1	U	0.1	U
2-Butanone (Methyl ethyl ketone)	50	0.1	U	0.1	U	0.1	U	0.1	U	0.1	UJ	0.1	U	0.1	U	0.1	UJ	0.1	UJ	0.1	UJ	0.1	U	0.1	U	0.1	U	0.1	U
4-Methyl-2-Pentanone (MIBK)	- -	0.1	U	0.1	U	0.1	U	0.1	U	0.1	U	0.1	U	0.1	U	0.1	U	0.1	U	0.1	U	0.1	U	0.1	U	0.1	U	0.1	U
Acetone (2-propanone)	50	0.1	UJ	0.1	UJ	0.1	UJ	0.1	UJ	0.1	UJ	0.1	UJ	0.1	UJ	0.1	UJ	0.1	UJ	0.1	UJ	0.1	UJ	0.1	UJ	0.1	UJ	0.1	UJ
Benzene	1	0.1	U	0.1	U	0.1	U	0.1	U	0.1	U	0.1	U	0.1	U	0.1	U	0.1	U	0.1	U	0.1	U	0.1	U	0.1	U	0.1	U
Bromodichloromethane	50	0.1	U	0.1	U	0.1	U	0.1	U	0.1	U	0.1	U	0.1	U	0.1	U	0.1	U	0.1	U	0.1	U	0.1	U	0.1	U	0.1	U
Bromoform	50	0.1	U	0.1	U	0.1	U	0.1	U	0.1	U	0.1	U	0.1	U	0.1	U	0.1	U	0.1	U	0.1	U	0.1	U	0.1	U	0.1	U
Bromomethane (Methyl bromide)	5	0.1	UJ	0.1	UJ	0.1	UJ	0.1	U	0.1	U	0.1	U	0.1	U	0.1	U	0.1	U	0.1	U	0.1	UJ	0.1	UJ	0.1	UJ	0.1	UJ
Carbon Disulfide	- -	0.1	U	0.1	U	0.1	U	0.1	U	0.1	U	0.1	U	0.1	U	0.1	U	0.1	U	**0.25 J**		0.1	U	0.1	U	0.1	U	0.1	U
Carbon Tetrachloride	5	0.1	U	0.1	U	0.1	U	0.1	U	0.1	U	0.1	U	0.1	U	0.1	U	0.1	U	0.1	U	0.1	U	0.1	U	0.1	U	0.1	U
Chlorobenzene	5	0.1	U	0.1	U	0.1	U	0.1	U	0.1	U	0.1	U	0.1	U	0.1	U	0.1	U	0.1	U	0.1	U	0.1	U	0.1	U	0.1	U
Chlorodifluoromethane (Freon 22)	- -	0.1	U	**3.4**		**1.4**		**1.8**		0.1	U	0.1	U	**1.4**		0.1	U	0.1	U	0.1	U	0.1	U	0.1	U	**6.9**		0.1	U
Chloroethane	5	0.1	U	0.1	U	0.1	U	0.1	U	0.1	U	0.1	U	0.1	U	0.1	U	0.1	U	0.1	U	0.1	U	0.1	U	0.1	U	0.1	U
Chloroform	7	**0.13 J**		**0.31 J**		0.1	U	**0.29 J**		0.1	U	0.1	U	0.1	U	**0.35 J**		0.1	U	**0.57 J**		0.1	U	0.1	U	0.1	U	**0.37 J**	
Chloromethane (Methyl chloride)	5	0.1	U	0.1	U	0.1	U	0.1	U	0.1	U	0.1	U	0.1	U	0.1	U	0.1	U	0.1	U	0.1	U	0.1	U	0.1	U	0.1	U
Chloropentafluoroethane (Freon 115)	- -	0.1	U	0.1	U	0.1	U	0.1	U	0.1	U	0.1	U	0.1	U	0.1	U	0.1	U	0.1	U	0.1	U	0.1	U	0.1	U	0.1	U
Cyclohexane	- -	0.1	U	0.1	U	0.1	U	0.1	U	0.1	U	0.1	U	0.1	U	0.1	U	0.1	U	0.1	U	0.1	U	0.1	U	0.1	U	0.1	U
Dibromochloromethane	50	0.1	U	0.1	U	0.1	U	0.1	U	0.1	U	0.1	U	0.1	U	0.1	U	0.1	U	0.1	U	0.1	U	0.1	U	0.1	U	0.1	U
Dichlorodifluoromethane (Freon 12)	- -	0.1	U	0.1	U	0.1	U	0.1	U	0.1	U	0.1	U	0.1	U	0.1	U	0.1	U	0.1	U	0.1	U	0.1	U	0.1	U	0.1	U
Ethylbenzene	5	0.1	U	0.1	U	0.1	U	0.1	U	0.1	U	0.1	U	0.1	U	0.1	U	0.1	U	0.1	U	0.1	U	0.1	U	0.1	U	0.1	U
Isopropylbenzene (Cumene)	- -	0.1	U	0.1	U	0.1	U	0.1	U	0.1	U	0.1	U	0.1	U	0.1	U	0.1	U	0.1	U	0.1	U	0.1	U	0.1	U	0.1	U
Methyl Acetate	- -	0.1	U	0.1	U	0.1	U	0.1	U	0.1	UJ	0.1	U	0.1	U	0.1	UJ	0.1	UJ	0.1	UJ	0.1	U	0.1	U	0.1	U	0.1	U
Methyl Butyl Ketone (2-Hexanone)	50	0.1	U	0.1	U	0.1	U	0.1	U	0.1	U	0.1	U	0.1	U	0.1	U	0.1	U	0.1	U	0.1	U	0.1	U	0.1	U	0.1	U
Methyl Cyclohexane	- -	0.1	U	0.1	U	0.1	U	0.1	U	0.1	U	0.1	U	0.1	U	0.1	U	0.1	U	0.1	U	0.1	U	0.1	U	0.1	U	0.1	U
Methyl Tert-Butyl Ether (MTBE)	- -	0.1	U	0.1	U	**0.2 J**		0.1	U	0.1	U	0.1	U	0.1	U	0.1	U	0.1	U	0.1	U	0.1	U	0.1	U	**0.32 J**		0.1	U
Methylene Chloride	5	0.1	U	0.1	U	0.1	U	0.1	U	0.1	U	0.60	U	0.1	U	0.1	U	0.1	U	0.1	U	0.1	U	0.1	U	0.1	U	0.1	U
Styrene	5	0.1	U	0.1	U	0.1	U	0.1	U	0.1	U	0.1	U	0.1	U	0.1	U	0.1	U	0.1	U	0.1	U	0.1	U	0.1	U	0.1	U
Tetrachloroethene (PCE)	5	**0.2 J**		**22**		**16**		**44**		**2.1**		**1.0**		**5.3**		**8.1**		**0.27 J**		**9.1**		**0.65 J**		**2.5**		**1.5**		**23**	
Toluene	5	0.1	U	0.1	U	0.1	U	0.1	U	0.1	U	0.1	U	0.1	U	0.1	U	0.1	U	0.1	U	0.1	U	0.1	U	0.1	U	0.1	U
Trichloroethene (TCE)	5	**0.5 J**		**29**		**13**		**23**		**0.46 J**		**0.40 J**		**14**		**2.6**		**0.24 J**		**24**		**1**		**4.4**		**3.1**		**27**	
Trichlorofluoromethane (Freon 11)	- -	0.1	U	0.1	U	0.1	U	**0.16 J**		0.1	U	0.1	U	0.1	U	0.1	U	0.1	U	0.1	U	0.1	U	0.1	U	0.1	U	**0.22 J**	
Vinyl Chloride	2	0.1	UJ	0.1	UJ	0.1	UJ	0.1	U	0.1	U	0.1	U	**0.4 J**		0.1	U	0.1	U	0.1	U	0.1	U	0.1	U	0.1	U	0.1	U
O-Xylene	- -	0.1	U	0.1	U	0.1	U	0.1	U	0.1	U	0.1	U	0.1	U	0.1	U	0.1	U	0.1	U	0.1	U	0.1	U	0.1	U	0.1	U
m+p-Xylenes	- -	0.1	U	0.1	U	0.1	U	0.1	U	0.1	U	0.1	U	0.1	U	0.1	U	0.1	U	0.1	U	0.1	U	0.1	U	0.1	U	0.1	U
Xylenes (total)	5	0.1	U	0.1	U	0.1	U	0.1	U	0.1	U	0.1	U	0.1	U	0.1	U	0.1	U	0.1	U	0.1	U	0.1	U	0.1	U	0.1	U
Calculated Total VOC Detections		**1.3 J**		**100 J**		**48 J**		**121 J**		**2.6 J**		**1.4 J**		**97 J**		**16 J**		**1.5 J**		**141 J**		**2.04 J**		**28 J**		**17 J**		**188 J**	

Explanatory notes on last page

Table 3-3
Volatile Organic Compound Analytical Results 2016 Annual Groundwater Monitoring Event
Former Unisys Facility, Lake Success, New York

Well	Great Neck ARARs	MW-8GU	MW-8GL	MW-8ML	MW-9GL	MW-10GL	MW-10GL	MW-14MI	MW-16GL	MW-16ML	MW-17GL	MW-17ML	MW-18GL	MW-18ML
Sample Date		07/08/2016	07/08/2016	07/08/2016	10/13/2016	07/11/2016	10/13/2016	07/12/2016	07/12/2016	07/12/2016	07/07/2016	07/08/2016	07/07/2016	07/07/2016
Sample ID		MW-8GU-XX	MW-8GL-XX	MW-8ML-XX	MW-9GL-XX	MW-10GL-XX	MW-10GL-XX	MW-14MI-XX	MW-16GL-XX	MW-16ML-XX	MW-17GL-XX	MW-17ML-XX	MW-18GL-XX	MW-18ML-XX
Laboratory Sample ID		460-116748-9	460-116748-10	460-116748-21	460-122092-5	460-117039-7	460-122092-6	460-117087-6	460-117087-2	460-117039-21	460-116748-16	460-116748-23	460-116748-17	460-116748-18
Volatile Organic Compounds (µg/L)		Result Qualifier	Result Qualifier	Result Qualifier	Result Qualifier	Result Qualifier	Result Qualifier	Result Qualifier	Result Qualifier	Result Qualifier	Result Qualifier	Result Qualifier	Result Qualifier	Result Qualifier
1,1,1-Trichloroethane	5	0.1 U	0.1 U	0.1 U	0.1 U	0.1 U	0.1 U	0.1 U	0.1 U	0.2 U	0.1 U	0.1 U	0.1 U	0.1 U
1,1,2,2-Tetrachloroethane	5	0.1 U	0.1 U	0.1 U	0.1 U	0.1 U	0.1 U	0.1 U	0.1 U	0.2 U	0.1 U	0.1 U	0.1 U	0.1 U
1,1,2-Trichloro-1,2,2-trifluoroethane (Freon 113)	5	0.1 U	**1.4**	**4.2**	**0.49 J**	0.1 U	0.1 U	0.1 U	0.1 U	**7.4**	0.1 U	**0.81 J**	0.1 U	**2**
1,1,2-Trichloroethane	1	0.1 U	0.1 U	0.1 U	0.1 U	0.1 U	0.1 U	0.1 U	0.1 U	0.2 U	0.1 U	0.1 U	0.1 U	0.1 U
1,1-Dichloroethane	5	0.1 U	0.1 U	0.1 U	0.1 U	0.1 U	0.1 U	0.1 U	0.1 U	0.2 U	0.1 U	0.1 U	0.1 U	0.1 U
1,1-Dichloroethene	5	**0.37 J**	**0.8 J**	**0.56 J**	**0.25 J**	**0.42 J**	**0.48 J**	**1.2**	0.1 U	**0.62 J**	0.1 U	0.1 U	0.1 U	0.1 U
1,1-Difluoroethane (Freon 152a)	- -	0.1 U	0.1 U	0.1 U	0.1 U	0.1 U	0.1 U	0.1 U	0.1 U	0.2 U	0.1 U	0.1 U	0.1 U	0.1 U
1,2,4-Trichlorobenzene	- -	0.1 U	0.1 U	0.1 U	0.1 U	0.1 U	0.1 U	0.1 U	0.1 U	0.2 U	0.1 U	0.1 U	0.1 U	0.1 U
1,2-Dibromo-3-Chloropropane	- -	0.1 U	0.1 U	0.1 U	0.1 U	0.1 U	0.1 U	0.1 U	0.1 U	0.2 U	0.1 U	0.1 U	0.1 U	0.1 U
1,2-Dibromoethane	- -	0.1 U	0.1 U	0.1 U	0.1 U	0.1 U	0.1 U	0.1 U	0.1 U	0.2 U	0.1 U	0.1 U	0.1 U	0.1 U
1,2-Dichlorobenzene	- -	0.1 U	0.1 U	0.1 U	0.1 U	0.1 U	0.1 U	0.1 U	0.1 U	0.2 U	0.1 U	0.1 U	0.1 U	0.1 U
1,2-Dichloroethane	0.6	0.1 U	0.1 U	0.1 U	0.1 U	0.1 U	0.1 U	0.1 U	0.1 U	0.2 U	0.1 U	0.1 U	0.1 U	0.1 U
1,2-Dichloroethene (cis) (DCE)	5	0.1 U	**12**	**30**	**3.8**	0.1 U	**0.29 J**	**3.2**	0.1 U	**320**	**5.4**	**15**	**5.8**	**41**
1,2-Dichloroethene (trans)	5	0.1 U	**0.19 J**	**0.51 J**	0.1 U	0.1 U	0.1 U	0.1 U	0.1 U	**6.9**	**0.45 J**	0.1 U	0.1 U	**0.77 J**
1,2-Dichloropropane	1	0.1 U	0.1 U	0.1 U	0.1 U	0.1 U	0.1 U	0.1 U	0.1 U	0.2 U	0.1 U	0.1 U	0.1 U	0.1 U
1,3-Dichlorobenzene	- -	0.1 U	0.1 U	0.1 U	0.1 U	0.1 U	0.1 U	0.1 U	0.1 U	0.2 U	0.1 U	0.1 U	0.1 U	0.1 U
1,3-Dichloropropene (cis)	0.4	0.1 U	0.1 U	0.1 U	0.1 U	0.1 U	0.1 U	0.1 U	0.1 U	0.2 U	0.1 U	0.1 U	0.1 U	0.1 U
1,3-Dichloropropene (trans)	0.4	0.1 U	0.1 U	0.1 U	0.1 U	0.1 U	0.1 U	0.1 U	0.1 U	0.2 U	0.1 U	0.1 U	0.1 U	0.1 U
1,4-Dichlorobenzene	- -	0.1 U	0.1 U	0.1 U	0.1 U	0.1 U	0.1 U	0.1 U	0.1 U	0.2 U	0.1 U	0.1 U	0.1 U	0.1 U
1,4-Dioxane	- -	0.11 UJ	**0.98 J**	**1.1**	0.11 U	0.11 U	**0.36 J**	0.11 U	0.11 U	**2**	**1.2 J**	**0.74**	0.11 UJ	**0.66 J**
2,2-Dichloro-1,1,1-trifluoroethane (Freon 123)	- -	0.1 U	0.1 U	0.1 U	0.1 U	0.1 U	0.1 U	0.1 U	0.1 U	0.2 U	0.1 U	0.1 U	0.1 U	0.1 U
2-Butanone (Methyl ethyl ketone)	50	0.1 U	0.1 U	0.1 U	0.1 U	0.1 U	0.1 U	0.1 U	0.1 U	0.2 U	0.1 U	0.1 U	0.1 U	0.1 U
4-Methyl-2-Pentanone (MIBK)	- -	0.1 U	0.1 U	0.1 U	0.1 U	0.1 U	0.1 U	0.1 U	0.1 U	0.2 U	0.1 U	0.1 U	0.1 U	0.1 U
Acetone (2-propanone)	50	0.1 UJ	0.1 UJ	0.1 UJ	0.1 UJ	0.1 UJ	0.1 UJ	0.1 UJ	0.1 UJ	0.2 UJ	0.1 UJ	0.1 UJ	0.1 UJ	0.1 UJ
Benzene	1	0.1 U	0.1 U	0.1 U	0.1 U	0.1 U	0.1 U	0.1 U	0.1 U	0.2 U	0.1 U	0.1 U	0.1 U	0.1 U
Bromodichloromethane	50	0.1 U	0.1 U	0.1 U	0.1 U	0.1 U	0.1 U	0.1 U	0.1 U	0.2 U	0.1 U	0.1 U	0.1 U	0.1 U
Bromoform	50	0.1 U	0.1 U	0.1 U	0.1 U	0.1 U	0.1 U	0.1 U	0.1 U	0.2 U	0.1 U	0.1 U	0.1 U	0.1 U
Bromomethane (Methyl bromide)	5	0.1 UJ	0.1 UJ	0.1 UJ	0.1 U	0.1 UJ	0.1 U	0.1 U	0.1 U	0.2 UJ	0.1 UJ	0.1 U	0.1 UJ	0.1 UJ
Carbon Disulfide	- -	0.1 U	0.1 U	0.1 U	0.1 U	0.1 U	0.1 U	0.1 U	0.1 U	0.2 U	0.1 U	0.1 U	0.1 U	0.1 U
Carbon Tetrachloride	5	0.1 U	0.1 U	0.1 U	0.1 U	0.1 U	0.1 U	0.1 U	0.1 U	0.2 U	0.1 U	0.1 U	0.1 U	0.1 U
Chlorobenzene	5	0.1 U	0.1 U	0.1 U	0.1 U	0.1 U	0.1 U	0.1 U	0.1 U	0.2 U	0.1 U	0.1 U	0.1 U	0.1 U
Chlorodifluoromethane (Freon 22)	- -	0.1 U	**2.3**	**2.7**	0.1 U	0.1 U	0.1 U	**5.7**	0.1 U	**40**	**1.9**	0.1 U	**5.2**	**2.6**
Chloroethane	5	0.1 U	0.1 U	0.1 U	0.1 U	0.1 U	0.1 U	0.1 U	0.1 U	0.2 U	0.1 U	0.1 U	0.1 U	0.1 U
Chloroform	7	**0.21 J**	0.1 U	**0.41 J**	**0.11 J**	**0.35 J**	**0.32 J**	0.1 U	0.1 U	**0.97 J**	0.1 U	0.1 U	**2.1**	**0.11 J**
Chloromethane (Methyl chloride)	5	0.1 U	0.1 U	0.1 U	0.1 U	0.1 U	0.1 U	0.1 U	0.1 U	0.2 U	0.1 U	0.1 U	0.1 U	0.1 U
Chloropentafluoroethane (Freon 115)	- -	0.1 U	0.1 U	0.1 U	0.1 U	0.1 U	0.1 U	0.1 U	0.1 U	0.2 U	0.1 U	0.1 U	0.1 U	0.1 U
Cyclohexane	- -	0.1 U	0.1 U	0.1 U	0.1 U	0.1 U	0.1 U	0.1 U	0.1 U	0.2 U	0.1 U	0.1 U	0.1 U	0.1 U
Dibromochloromethane	50	0.1 U	0.1 U	0.1 U	0.1 U	0.1 U	0.1 U	0.1 U	0.1 U	0.2 U	0.1 U	0.1 U	0.1 U	0.1 U
Dichlorodifluoromethane (Freon 12)	- -	0.1 U	0.1 U	0.1 U	0.1 U	0.1 U	0.1 U	0.1 U	0.1 U	0.2 U	0.1 U	0.1 U	0.1 U	0.1 U
Ethylbenzene	5	0.1 U	0.1 U	0.1 U	0.1 U	0.1 U	0.1 U	0.1 U	0.1 U	0.2 U	0.1 U	0.1 U	0.1 U	0.1 U
Isopropylbenzene (Cumene)	- -	0.1 U	0.1 U	0.1 U	0.1 U	0.1 U	0.1 U	0.1 U	0.1 U	0.2 U	0.1 U	0.1 U	0.1 U	0.1 U
Methyl Acetate	- -	0.1 U	0.1 U	0.1 U	0.1 U	0.1 U	0.1 U	0.1 U	0.1 U	0.2 U	0.1 U	0.1 U	0.1 U	0.1 U
Methyl Butyl Ketone (2-Hexanone)	50	0.1 U	0.1 U	0.1 U	0.1 U	0.1 U	0.1 U	0.1 U	0.1 U	0.2 U	0.1 U	0.1 U	0.1 U	0.1 U
Methyl Cyclohexane	- -	0.1 U	0.1 U	0.1 U	0.1 U	0.1 U	0.1 U	0.1 U	0.1 U	0.2 U	0.1 U	0.1 U	0.1 U	0.1 U
Methyl Tert-Butyl Ether (MTBE)	- -	0.1 U	0.1 U	**0.23 J**	0.1 U	0.1 U	0.1 U	0.1 U	0.1 U	0.2 U	0.1 U	0.1 U	0.1 U	0.1 U
Methylene Chloride	5	0.1 U	0.1 U	0.1 U	0.1 U	0.1 U	0.1 U	0.1 U	0.1 U	0.2 U	0.1 U	0.1 U	0.1 U	0.1 U
Styrene	5	0.1 U	0.1 U	0.1 U	0.1 U	0.1 U	0.1 U	0.1 U	0.1 U	0.2 U	0.1 U	0.1 U	0.1 U	0.1 U
Tetrachloroethene (PCE)	5	**0.55 J**	**7.6**	**18**	**1.8**	**0.75 J**	**0.78 J**	**1.2**	0.1 U	**28**	**0.41 J**	**1.5**	**2.5**	**10**
Toluene	5	0.1 U	0.1 U	0.1 U	0.1 U	0.1 U	0.1 U	0.1 U	0.1 U	0.2 U	0.1 U	0.1 U	0.1 U	0.1 U
Trichloroethene (TCE)	5	**0.65 J**	**11**	**19**	**2.6**	**0.77 J**	**0.63 J**	**4.1**	0.1 U	**79**	**0.96 J**	**5**	**3**	**15**
Trichlorofluoromethane (Freon 11)	- -	0.1 U	0.1 U	**0.13 J**	0.1 U	0.1 U	0.1 U	0.0.1 U	0.1 U	**0.55 J**	0.1 U	0.1 U	0.1 U	0.1 U
Vinyl Chloride	2	0.1 UJ	0.1 UJ	0.1 UJ	0.1 U	0.1 U	0.1 U	0.0.1 U	0.1 U	0.2 U	0.1 UJ	0.1 U	0.1 UJ	0.1 UJ
O-Xylene	- -	0.1 U	0.1 U	0.1 U	0.1 U	0.1 U	0.1 U	0.0.1 U	0.1 U	0.2 U	0.1 U	0.1 U	0.1 U	0.1 U
m+p-Xylenes	- -	0.1 U	0.1 U	0.1 U	0.1 U	0.1 U	0.1 U	0.0.1 U	0.1 U	0.2 U	0.1 U	0.1 U	0.1 U	0.1 U
Xylenes (total)	5	0.1 U	0.1 U	0.1 U	0.1 U	0.1 U	0.1 U	0.0.1 U	0.1 U	0.2 U	0.1 U	0.1 U	0.1 U	0.1 U
Calculated Total VOC Detections		**1.8 J**	**36 J**	**77 J**	**9.1 J**	**2.3 J**	**2.9 J**	**15 J**	**0.0**	**485 J**	**10 J**	**23 J**	**19 J**	**72 J**

Explanatory notes on last page

Table 3-3
Volatile Organic Compound Analytical Results 2016 Annual Groundwater Monitoring Event
Former Unisys Facility, Lake Success, New York

Well		MW-22GL	MW-22ML	MW-24GL	MW-27MI	MW-28GL	MW-28MI	MW-29GL	MW-29GL**	MW-29MI	MW-31GL	MW-31GL	MW-31GL	MW-31GL	MW-31MI
Sample Date	Great Neck	07/08/2016	07/08/2016	07/13/2016	07/13/2016	07/12/2016	07/12/2016	07/14/2016	07/14/2016	07/14/2016	1/14/2016	04/27/2016	07/13/2016	10/13/2016	1/14/2016
Sample ID	ARARs	MW-22GL-XX	MW-22ML-XX	MW-24GL-XX	MW-27MI-XX	MW-28GL-XX	MW-28MI-XX	MW-29GL-XX	MW-503-XX	MW-29MI-XX	MW-31GL-XX	MW-31GL-XX	MW-31GL-XX	MW-31GL-XX	MW-31MI-XX
Laboratory Sample ID		460-116748-8	460-116748-7	460-117088-1	460-117088-2	460-117087-8	460-117087-7	460-117088-13	460-117088-11	460-117088-12	460-107721-5	460-113008-9	460-117087-17	460-122092-8	460-107721-6
Volatile Organic Compounds (µg/L)		Result Qualifier	Result Qualifier	Result Qualifier	Result Qualifier	Result Qualifier	Result Qualifier	Result Qualifier	Result Qualifier	Result Qualifier	Result Qualifier	Result Qualifier	Result Qualifier	Result Qualifier	Result Qualifier
1,1,1-Trichloroethane	5	0.1 U	0.1 U	0.1 U	0.1 U	0.1 U	0.1 U	0.1 U	0.1 U	0.2 U	0.1 U	0.1 U	0.1 U	0.1 U	0.1 U
1,1,2,2-Tetrachloroethane	5	0.1 U	0.1 U	0.1 U	0.1 U	0.1 U	0.1 U	0.1 U	0.1 U	0.2 U	0.1 U	0.1 U	0.1 U	0.1 U	0.1 U
1,1,2-Trichloro-1,2,2-trifluoroethane (Freon 113)	5	0.1 U	0.1 U	0.1 U	**2.6**	**3.4**	**1.8**	**6.6**	**6.7**	**9.1**	**0.7 J**	**0.27 J**	**2.4**	**4.9**	**13 J**
1,1,2-Trichloroethane	1	0.1 U	0.1 U	0.1 U	0.1 U	0.1 U	0.1 U	**0.65 J**	**0.46 J**	0.2 U	0.1 U	0.1 U	0.1 U	0.1 U	**0.31 J**
1,1-Dichloroethane	5	0.1 U	0.1 U	0.1 U	0.1 U	0.1 U	0.1 U	0.1 U	0.1 U	0.2 U	0.1 U	0.1 U	0.1 U	0.1 U	**0.49 J**
1,1-Dichloroethene	5	**0.54 J**	0.1 U	0.1 U	**1.3**	**1.2**	**0.44 J**	0.1 U	0.1 U	**1.6 J**	0.1 U	0.1 U	0.1 U	**0.30 J**	**0.51 J**
1,1-Difluoroethane (Freon 152a)	- -	0.1 U	0.1 U	0.1 U	0.1 U	0.1 U	0.1 U	0.1 U	0.1 U	0.2 U	0.1 UJ	0.1 U	0.1 U	0.1 U	0.1 U
1,2,4-Trichlorobenzene	- -	0.1 U	0.1 U	0.1 U	0.1 U	0.1 U	0.1 U	0.1 U	0.1 U	0.2 U	0.1 U	0.1 U	0.1 U	0.1 U	**0.43 J**
1,2-Dibromo-3-Chloropropane	- -	0.1 U	0.1 U	0.1 U	0.1 U	0.1 U	0.1 U	0.1 U	0.1 U	0.2 U	0.1 U	0.1 U	0.1 U	0.1 U	0.1 U
1,2-Dibromoethane	- -	0.1 U	0.1 U	0.1 U	0.1 U	0.1 U	0.1 U	0.1 U	0.1 U	0.2 U	0.1 U	0.1 U	0.1 U	0.1 U	0.1 U
1,2-Dichlorobenzene	- -	0.1 U	0.1 U	0.1 U	0.1 U	0.1 U	0.1 U	0.1 U	0.1 U	0.2 U	0.1 U	0.1 U	0.1 U	0.1 U	0.1 U
1,2-Dichloroethane	0.6	0.1 U	0.1 U	0.1 U	0.1 U	0.1 U	0.1 U	0.1 U	0.1 U	0.2 U	0.1 U	0.1 U	0.1 U	0.1 U	**0.91 J**
1,2-Dichloroethene (cis) (DCE)	5	**2.6**	0.1 U	**0.57 J**	**16**	**92**	**73**	**25**	**25**	**210**	**14**	**3.7**	**80**	**130**	**330 D**
1,2-Dichloroethene (trans)	5	**0.31 J**	0.1 U	0.1 U	0.1 U	0.1 U	**0.53 J**	**0.27 J**	0.1 U	**1.7 J**	0.1 U	0.1 U	**0.4 J**	**0.71 J**	**9.7**
1,2-Dichloropropane	1	0.1 U	0.1 U	0.1 U	0.1 U	0.1 U	0.1 U	0.1 U	0.1 U	0.2 U	0.1 U	0.1 U	0.1 U	0.1 U	**0.38 J**
1,3-Dichlorobenzene	- -	0.1 U	0.1 U	0.1 U	0.1 U	0.1 U	0.1 U	0.1 U	0.1 U	0.2 U	0.1 U	0.1 U	0.1 U	0.1 U	0.1 U
1,3-Dichloropropene (cis)	0.4	0.1 U	0.1 U	0.1 U	0.1 U	0.1 U	0.1 U	0.1 U	0.1 U	0.2 U	0.1 U	0.1 U	0.1 U	0.1 U	0.1 U
1,3-Dichloropropene (trans)	0.4	0.1 U	0.1 U	0.1 U	0.1 U	0.1 U	0.1 U	0.1 U	0.1 U	0.2 U	0.1 U	0.1 U	0.1 U	0.1 U	0.1 U
1,4-Dichlorobenzene	- -	0.1 U	0.1 U	0.1 U	0.1 U	0.1 U	0.1 U	0.1 U	0.1 U	0.2 U	0.1 U	0.1 U	0.1 U	0.1 U	0.1 U
1,4-Dioxane	- -	**0.98 J**	**1.3 J**	**0.73**	**1.4**	**0.73**	0.11 U	**4.4**	**4.1**	**1.2**	NA	0.11 U	0.11 U	0.11 U	NA
2,2-Dichloro-1,1,1-trifluoroethane (Freon 123)	- -	0.1 U	0.1 U	0.1 U	0.1 U	0.1 U	0.1 U	0.1 U	**0.45 J**	0.2 U	0.1 U	0.1 U	0.1 U	0.1 U	0.1 U
2-Butanone (Methyl ethyl ketone)	50	0.1 U	0.1 U	0.1 UJ	0.1 UJ	0.1 U	0.1 U	0.1 UJ	0.1 UJ	0.2 UJ	0.1 U	0.1 U	0.1 U	0.1 U	0.1 U
4-Methyl-2-Pentanone (MIBK)	- -	0.1 U	0.1 U	0.1 U	0.1 U	0.1 U	0.1 U	0.1 U	0.1 U	0.2 U	0.1 U	0.1 U	0.1 U	0.1 U	0.1 U
Acetone (2-propanone)	50	0.1 UJ	0.1 UJ	0.1 UJ	0.1 UJ	0.1 UJ	0.1 UJ	0.1 UJ	0.1 UJ	0.2 UJ	0.1 UJ	0.1 UJ	0.1 UJ	0.1 UJ	0.1 UJ
Benzene	1	0.1 U	0.1 U	0.1 U	0.1 U	0.1 U	0.1 U	0.1 U	0.1 U	0.2 U	0.1 U	0.1 U	0.1 U	0.1 U	0.1 U
Bromodichloromethane	50	0.1 U	0.1 U	0.1 U	0.1 U	0.1 U	0.1 U	0.1 U	0.1 U	0.2 U	0.1 U	0.1 U	0.1 U	0.1 U	0.1 U
Bromoform	50	0.1 U	0.1 U	0.1 U	0.1 U	0.1 U	0.1 U	0.1 U	0.1 U	0.2 U	0.1 U	0.1 U	0.1 U	0.1 U	0.1 U
Bromomethane (Methyl bromide)	5	0.1 UJ	0.1 UJ	0.1 U	0.1 U	0.1 U	0.1 U	0.1 U	0.1 U	0.2 U	0.1 UJ	0.1 UJ	0.1 U	0.1 U	0.1 UJ
Carbon Disulfide	- -	0.1 U	0.1 U	0.1 U	0.1 U	0.1 U	0.1 U	0.1 U	0.1 U	0.2 U	0.1 U	0.1 U	0.1 U	0.1 U	0.1 U
Carbon Tetrachloride	5	0.1 U	0.1 U	0.1 U	0.1 U	0.1 U	0.1 U	0.1 U	0.1 U	0.2 U	0.1 U	0.1 U	0.1 U	0.1 U	0.1 U
Chlorobenzene	5	0.1 U	0.1 U	0.1 U	0.1 U	0.1 U	0.1 U	**0.35 J**	**0.38 J**	0.2 U	0.1 U	0.1 U	0.1 U	0.1 U	0.1 U
Chlorodifluoromethane (Freon 22)	- -	**3.4**	0.1 U	0.1 U	**5.6**	0.1 U	**1.2**	0.1 U	0.1 U	0.2 U	**0.28 J**	0.1 U	**1.1**	**3.1**	**4.5**
Chloroethane	5	0.1 U	0.1 U	0.1 U	0.1 U	0.1 U	0.1 U	0.1 U	0.1 U	0.2 U	0.1 U	0.1 U	0.1 U	0.1 U	0.1 U
Chloroform	7	0.1 U	0.1 U	**2.9**	**0.17 J**	0.1 U	0.1 U	**1.1**	**1.1**	**1.5 J**	0.1 U	0.1 U	**0.21 J**	**0.42 J**	**0.93 J**
Chloromethane (Methyl chloride)	5	0.1 U	0.1 U	0.1 U	0.1 U	0.1 U	0.1 U	0.1 U	0.1 U	0.2 U	0.1 U	0.1 U	0.1 U	0.1 U	0.1 U
Chloropentafluoroethane (Freon 115)	- -	0.1 U	0.1 U	0.1 U	0.1 U	0.1 U	0.1 U	0.1 U	0.1 U	0.2 U	0.1 U	0.1 U	0.1 U	0.1 U	0.1 U
Cyclohexane	- -	0.1 U	0.1 U	0.1 U	0.1 U	0.1 U	0.1 U	0.1 U	0.1 U	0.2 U	0.1 U	0.1 U	0.1 U	0.1 U	0.1 U
Dibromochloromethane	50	0.1 U	0.1 U	0.1 U	0.1 U	0.1 U	0.1 U	0.1 U	0.1 U	0.2 U	0.1 U	0.1 U	0.1 U	0.1 U	0.1 U
Dichlorodifluoromethane (Freon 12)	- -	0.1 U	0.1 U	0.1 U	0.1 U	0.1 U	0.1 U	0.1 U	0.1 U	0.2 U	0.1 U	0.1 U	0.1 U	0.1 U	0.1 U
Ethylbenzene	5	0.1 U	0.1 U	0.1 U	0.1 U	0.1 U	0.1 U	0.1 U	0.1 U	0.2 U	0.1 U	0.1 U	0.1 U	0.1 U	0.1 U
Isopropylbenzene (Cumene)	- -	0.1 U	0.1 U	0.1 U	0.1 U	0.1 U	0.1 U	0.1 U	0.1 U	0.2 U	0.1 U	0.1 U	0.1 U	0.1 U	0.1 U
Methyl Acetate	- -	0.1 U	0.1 U	0.1 UJ	0.1 UJ	0.1 U	0.1 U	0.1 UJ	0.1 UJ	0.2 UJ	0.1 U	0.1 U	0.1 U	0.1 U	0.1 U
Methyl Butyl Ketone (2-Hexanone)	50	0.1 U	0.1 U	0.1 U	0.1 U	0.1 U	0.1 U	0.1 U	0.1 U	0.2 U	0.1 U	0.1 U	0.1 U	0.1 U	0.1 U
Methyl Cyclohexane	- -	0.1 U	0.1 U	0.1 U	0.1 U	0.1 U	0.1 U	0.1 U	0.1 U	0.2 U	0.1 U	0.1 U	0.1 U	0.1 U	0.1 U
Methyl Tert-Butyl Ether (MTBE)	- -	0.1 U	0.1 U	0.1 U	0.1 U	0.1 U	0.1 U	0.1 U	0.1 U	0.2 U	0.1 U	0.1 U	0.1 U	**0.14 J**	**0.1 J**
Methylene Chloride	5	0.1 U	0.1 U	0.1 U	0.1 U	0.1 U	0.1 U	0.1 U	0.1 U	0.2 U	0.1 U	0.1 U	0.1 U	0.1 U	0.1 U
Styrene	5	0.1 U	0.1 U	0.1 U	0.1 U	0.1 U	0.1 U	0.1 U	0.1 U	0.2 U	0.1 U	0.1 U	0.1 U	0.1 U	0.1 U
Tetrachloroethene (PCE)	5	**0.16 J**	0.1 U	**0.63 J**	**11**	**5**	**8**	**4.3**	**4.5**	**6.4**	**2.2**	**1.1**	**7.2**	**14**	**42**
Toluene	5	0.1 U	0.1 U	0.1 U	0.1 U	0.1 U	0.1 U	0.1 U	0.1 U	0.2 U	0.1 U	0.1 U	0.1 U	0.1 U	0.1 U
Trichloroethene (TCE)	5	**2**	0.1 U	**1.5**	**13**	**9.4**	**9.2**	**77**	**75**	**5.7**	**4.4**	**2.3**	**20**	**30**	**95**
Trichlorofluoromethane (Freon 11)	- -	0.1 U	0.1 U	0.1 U	0.1 U	0.1 U	0.1 U	0.1 U	0.1 U	0.2 U	0.1 U	0.1 U	0.1 U	0.1 U	**0.2 J**
Vinyl Chloride	2	0.1 UJ	0.1 UJ	0.1 U	0.1 U	**0.9 J**	0.1 U	**3.8** J	0.1 UJ	0.2 U	0.1 U	0.1 U	0.1 U	0.1 U	0.1 U
O-Xylene	- -	0.1 U	0.1 U	0.1 U	0.1 U	0.1 U	0.1 U	0.1 U	0.1 U	0.2 U	0.1 U	0.1 U	0.1 U	0.1 U	0.1 U
m+p-Xylenes	- -	0.1 U	0.1 U	0.1 U	0.1 U	0.1 U	0.1 U	0.1 U	0.1 U	0.2 U	0.1 UJ	0.1 UJ	0.1 U	0.1 U	0.1 U
Xylenes (total)	5	0.1 U	0.1 U	0.1 U	0.1 U	0.1 U	0.1 U	0.1 U	0.1 U	0.2 U	0.1 U	0.1 U	0.1 U	0.1 U	0.1 U
Calculated Total VOC Detections		**10.0 J**	**1.3 J**	**6.3 J**	**51 J**	**113 J**	**94 J**	**123 J**	**118 J**	**237 J**	**22 J**	**7.4 J**	**111 J**	**184 J**	**498 J**

Explanatory notes on last page

Table 3-3
Volatile Organic Compound Analytical Results 2016 Annual Groundwater Monitoring Event
Former Unisys Facility, Lake Success, New York

Well	Great Neck ARARs	MW-31MI**	MW-31MI	MW-31MI**	MW-31MI	MW-31MI	MW-31MI **	MW-31ML	MW-31ML	MW-31ML	MW-31ML	MW-33GL	MW-33MI	MW-33ML	MW-35GL
Sample Date		1/14/2016	04/27/2016	04/27/2016	07/13/2016	10/13/2016	10/13/2016	1/14/2016	04/27/2016	07/13/2016	10/13/2016	04/29/2016	04/29/2016	04/29/2016	1/14/2016
Sample ID		MW-500-XX	MW-31MI-XX	MW-500-XX	MW-31MI-XX	MW-31MI-XX	MW-500-XX	MW-31ML-XX	MW-31ML-XX	MW-31ML-XX	MW-31ML-XX	MW-33GL-XX	MW-33MI-XX	MW-33ML-XX	MW-35GL-XX
Laboratory Sample ID		460-107721-9	460-113008-10	460-113008-2	460-117087-18	460-122092-7	460-122092-3	460-107721-4	460-113008-8	460-117087-19	460-122092-9	460-113053-2	460-113053-1	460-113049-18	460-107721-3
Volatile Organic Compounds (µg/L)		Result Qualifier	Result Qualifier	Result Qualifier	Result Qualifier	Result Qualifier	Result Qualifier	Result Qualifier	Result Qualifier	Result Qualifier	Result Qualifier	Result Qualifier	Result Qualifier	Result Qualifier	Result Qualifier
1,1,1-Trichloroethane	5	0.1 U	0.1 U	0.1 U	0.5 U	0.1 U	0.1 U	0.1 U	0.1 U	0.1 U	0.1 U	0.1 U	0.1 U	0.1 U	0.1 U
1,1,2,2-Tetrachloroethane	5	0.1 U	0.1 U	0.1 U	0.5 U	0.1 U	0.1 U	0.1 U	0.1 U	0.1 U	0.1 U	0.1 U	0.1 U	0.1 U	0.1 U
1,1,2-Trichloro-1,2,2-trifluoroethane (Freon 113)	5	**19 J**	**16**	**16**	**13**	**8.5**	**8.2**	**3.9**	**4.8**	**2.8**	**4.0**	0.1 U	**0.14 J**	**1.4**	**33**
1,1,2-Trichloroethane	1	**0.32 J**	**0.28 J**	**0.3 J**	0.5 U	**0.14 J**	**0.18 J**	0.1 U	0.1 U	0.1 U	0.1 U	0.1 U	0.1 U	0.1 U	0.1 U
1,1-Dichloroethane	5	0.1 U	0.1 U	0.1 U	0.5 U	0.1 U	0.1 U	0.1 U	0.1 U	0.1 U	0.1 U	0.1 U	0.1 U	0.1 U	**5.7**
1,1-Dichloroethene	5	**0.65 J**	**0.7 J**	**0.75 J**	0.5 U	**0.40 J**	**0.34 J**	0.1 U	**0.22 J**	0.1 U	0.1 U	0.1 U	**0.18 J**	**0.26 J**	**16**
1,1-Difluoroethane (Freon 152a)	- -	0.1 UJ	0.1 U	0.1 U	0.5 U	0.1 U	0.1 U	0.1 UJ	0.1 U	0.1 U	0.1 U	0.1 U	0.1 U	0.1 U	0.1 UJ
1,2,4-Trichlorobenzene	- -	0.1 UJ	0.1 U	0.1 U	0.5 U	0.1 U	0.1 U	0.1 U	0.1 U	0.1 U	0.1 U	0.1 U	0.1 U	0.1 U	0.1 U
1,2-Dibromo-3-Chloropropane	- -	0.1 U	0.1 U	0.1 U	0.5 U	0.1 U	0.1 U	0.1 U	0.1 U	0.1 U	0.1 U	0.1 U	0.1 U	0.1 U	0.1 U
1,2-Dibromoethane	- -	0.1 U	0.1 U	0.1 U	0.5 U	0.1 U	0.1 U	0.1 U	0.1 U	0.1 U	0.1 U	0.1 U	0.1 U	0.1 U	0.1 U
1,2-Dichlorobenzene	- -	0.1 U	0.1 U	0.1 U	0.5 U	0.1 U	0.1 U	0.1 U	0.1 U	0.1 U	0.1 U	0.1 U	0.1 U	0.1 U	**4.3**
1,2-Dichloroethane	0.6	**1**	**0.95 J**	**0.99 J**	0.5 U	**0.47 J**	0.1 U	0.1 U	**0.31 J**	0.1 U	**0.25 J**	0.1 U	0.1 U	0.1 U	**8.3**
1,2-Dichloroethene (cis) (DCE)	5	**340 D**	**350 D**	**340 D**	**400**	**180**	**180**	**47**	**81**	**51**	**49**	0.1 U	0.1 U	**5.5**	**4800 D**
1,2-Dichloroethene (trans)	5	**9.7**	**3.8**	**3.7**	0.5 U	**1.5**	**1.1**	0.1 U	**0.22 J**	0.1 U	**0.23 J**	0.1 U	0.1 U	**0.12 J**	**7**
1,2-Dichloropropane	1	**0.42 J**	**0.37 J**	**0.41 J**	0.5 U	**0.21 J**	0.1 U	0.1 U	0.1 U	0.1 U	0.1 U	0.1 U	0.1 U	0.1 U	**1.6**
1,3-Dichlorobenzene	- -	0.1 U	0.1 U	0.1 U	0.5 U	0.1 U	0.1 U	0.1 U	0.1 U	0.1 U	0.1 U	0.1 U	0.1 U	0.1 U	**0.12 J**
1,3-Dichloropropene (cis)	0.4	0.1 U	0.1 U	0.1 U	0.5 U	0.1 U	0.1 U	0.1 U	0.1 U	0.1 U	0.1 U	0.1 U	0.1 U	0.1 U	0.1 U
1,3-Dichloropropene (trans)	0.4	0.1 U	0.1 U	0.1 U	0.5 U	0.1 U	0.1 U	0.1 U	0.1 U	0.1 U	0.1 U	0.1 U	0.1 U	0.1 U	0.1 U
1,4-Dichlorobenzene	- -	0.1 U	0.1 U	0.1 U	0.5 U	0.1 U	0.1 U	0.1 U	0.1 U	0.1 U	0.1 U	0.1 U	0.1 U	0.1 U	**0.66 J**
1,4-Dioxane	- -	NA	**1.2**	**1.2**	0.11 U	**0.37 J**	0.11 U	NA	**0.68**	0.11 U	**0.40**	0.11 U	**1.1**	**1.7**	NA
2,2-Dichloro-1,1,1-trifluoroethane (Freon 123)	- -	0.1 U	0.1 U	0.1 U	0.5 U	0.1 U	0.1 U	0.1 U	0.1 U	0.1 U	0.1 U	0.1 U	0.1 U	0.1 U	0.1 U
2-Butanone (Methyl ethyl ketone)	50	0.1 U	0.1 U	0.1 U	0.5 UJ	0.1 U	0.1 U	0.1 U	0.1 U	0.1 U	0.1 U	0.1 U	0.1 U	0.1 U	0.1 U
4-Methyl-2-Pentanone (MIBK)	- -	0.1 U	0.1 U	0.1 U	0.5 U	0.1 U	0.1 U	0.1 U	0.1 U	0.1 U	0.1 U	0.1 U	0.1 U	0.1 U	0.1 U
Acetone (2-propanone)	50	0.1 UJ	0.1 UJ	0.1 UJ	0.5 UJ	0.1 UJ	0.1 UJ	0.1 UJ	0.1 UJ	0.1 UJ	0.1 UJ	0.1 UJ	0.1 UJ	0.1 UJ	0.1 UJ
Benzene	1	0.1 U	0.1 U	0.1 U	0.5 U	0.1 U	0.1 U	0.1 U	0.1 U	0.1 U	0.1 U	0.1 U	0.1 U	0.1 U	**5.3**
Bromodichloromethane	50	0.1 U	0.1 U	0.1 U	0.5 U	0.1 U	0.1 U	0.1 U	0.1 U	0.1 U	0.1 U	0.1 U	0.1 U	0.1 U	0.1 U
Bromoform	50	0.1 U	0.1 U	0.1 U	0.5 U	0.1 U	0.1 U	0.1 U	0.1 U	0.1 U	0.1 U	0.1 U	0.1 U	0.1 U	0.1 U
Bromomethane (Methyl bromide)	5	0.1 UJ	0.1 UJ	0.1 UJ	0.5 U	0.1 U	0.1 U	0.1 UJ	0.1 UJ	0.1 U	0.1 U	0.1 UJ	0.1 UJ	0.1 UJ	0.1 UJ
Carbon Disulfide	- -	0.1 U	0.1 U	0.1 U	0.5 U	0.1 U	0.1 U	0.1 U	0.1 U	0.1 U	0.1 U	0.1 U	0.1 U	0.1 U	0.1 U
Carbon Tetrachloride	5	0.1 U	0.1 U	0.1 U	0.5 U	0.1 U	0.1 U	0.1 U	0.1 U	0.1 U	0.1 U	0.1 U	0.1 U	0.1 U	0.1 U
Chlorobenzene	5	0.1 U	0.1 U	0.1 U	0.5 U	0.1 U	0.1 U	0.1 U	0.1 U	0.1 U	0.1 U	0.1 U	0.1 U	0.1 U	**0.19 J**
Chlorodifluoromethane (Freon 22)	- -	**5**	**5.8**	**6.3**	**5.8**	**2.9**	**2.9**	**3.2**	**5.7**	**3.2**	**4.4**	0.1 U	0.1 U	0.1 U	**2.4**
Chloroethane	5	0.1 U	0.1 U	0.1 U	0.5 U	0.1 U	0.1 U	0.1 U	0.1 U	0.1 U	0.1 U	0.1 U	0.1 U	0.1 U	0.1 U
Chloroform	7	**1**	**0.98 J**	**1**	**0.84 J**	**0.5 J**	**0.56 J**	**0.26 J**	**0.42 J**	**0.26 J**	**0.27 J**	0.1 U	**0.11 J**	**0.57 J**	**1.4**
Chloromethane (Methyl chloride)	5	0.1 U	0.1 U	0.1 U	0.5 U	0.1 U	0.1 U	0.1 U	0.1 U	0.1 U	0.1 U	0.1 U	0.1 U	0.1 U	0.1 U
Chloropentafluoroethane (Freon 115)	- -	0.1 U	0.1 U	0.1 U	0.5 U	0.1 U	0.1 U	0.1 U	0.1 U	0.1 U	0.1 U	0.1 U	0.1 U	0.1 U	0.1 U
Cyclohexane	- -	0.1 U	0.1 U	0.1 U	0.5 U	0.1 U	0.1 U	0.1 U	0.1 U	0.1 U	0.1 U	0.1 U	0.1 U	0.1 U	0.1 U
Dibromochloromethane	50	0.1 U	0.1 U	0.1 U	0.5 U	0.1 U	0.1 U	0.1 U	0.1 U	0.1 U	0.1 U	0.1 U	0.1 U	0.1 U	0.1 U
Dichlorodifluoromethane (Freon 12)	- -	0.1 U	0.1 U	0.1 U	0.5 U	0.1 U	0.1 U	0.1 U	0.1 U	0.1 U	0.1 U	0.1 U	0.1 U	0.1 U	0.1 U
Ethylbenzene	5	0.1 U	0.1 U	0.1 U	0.5 U	0.1 U	0.1 U	0.1 U	0.1 U	0.1 U	0.1 U	0.1 U	0.1 U	0.1 U	**0.14 J**
Isopropylbenzene (Cumene)	- -	0.1 U	0.1 U	0.1 U	0.5 U	0.1 U	0.1 U	0.1 U	0.1 U	0.1 U	0.1 U	0.1 U	0.1 U	0.1 U	**0.64 J**
Methyl Acetate	- -	0.1 U	0.1 U	0.1 U	0.5 UJ	0.1 U	0.1 U	0.1 U	0.1 U	0.1 U	0.1 U	0.1 U	0.1 U	0.1 U	0.1 U
Methyl Butyl Ketone (2-Hexanone)	50	0.1 U	0.1 U	0.1 U	0.5 U	0.1 U	0.1 U	0.1 U	0.1 U	0.1 U	0.1 U	0.1 U	0.1 U	0.1 U	0.1 U
Methyl Cyclohexane	- -	0.1 U	0.1 U	0.1 U	0.5 U	0.1 U	0.1 U	0.1 U	0.1 U	0.1 U	0.1 U	0.1 U	0.1 U	0.1 U	**16**
Methyl Tert-Butyl Ether (MTBE)	- -	**0.13 J**	**0.14 J**	**0.18 J**	0.5 U	**0.21 J**	0.1 U	0.1 U	0.1 U	0.1 U	0.1 U	0.1 U	0.1 U	0.1 U	**0.16 J**
Methylene Chloride	5	0.1 U	0.1 U	0.1 U	0.5 U	0.1 U	0.66 U	0.1 U	0.1 U	0.1 U	0.1 U	0.1 U	0.1 U	0.1 U	0.1 U
Styrene	5	0.1 U	0.1 U	0.1 U	0.5 U	0.1 U	0.1 U	0.1 U	0.1 U	0.1 U	0.1 U	0.1 U	0.1 U	0.1 U	0.1 U
Tetrachloroethene (PCE)	5	**41**	**42**	**41**	**36**	**24**	**25**	**9.8**	**9.8**	**9.5**	**10**	0.1 U	**0.22 J**	**1.6**	**150**
Toluene	5	0.1 U	0.1 U	0.1 U	0.5 U	0.1 U	0.1 U	0.1 U	0.1 U	0.1 U	0.1 U	**0.11 J**	0.1 U	0.1 U	**0.32 J**
Trichloroethene (TCE)	5	**99**	**110**	**110**	**88**	**52**	**52**	**21**	**28**	**23**	**22**	0.1 U	**2.1**	**16**	**390 D**
Trichlorofluoromethane (Freon 11)	- -	**0.25 J**	**0.2 J**	**0.2 J**	0.5 U	**0.14 J**	0.1 U	0.1 U	**0.22 J**	0.1 U	0.1 U	0.1 U	0.1 U	**0.14 J**	0.1 U
Vinyl Chloride	2	0.1 U	0.1 U	0.1 U	0.5 U	0.1 U	0.1 U	0.1 U	0.1 U	0.1 U	0.1 U	0.1 U	0.1 U	0.1 U	**76**
O-Xylene	- -	0.1 U	0.1 U	0.1 U	0.5 U	0.1 U	0.1 U	0.1 U	0.1 U	0.1 U	0.1 U	0.1 U	0.1 U	0.1 U	**0.25 J**
m+p-Xylenes	- -	0.1 UJ	0.1 UJ	0.1 UJ	0.5 U	0.1 U	0.1 U	0.1 UJ	0.1 UJ	0.1 U	0.1 U	0.1 UJ	0.1 UJ	0.1 UJ	**0.17 J**
Xylenes (total)	5	0.1 U	0.1 U	0.1 U	0.5 U	0.1 U	0.1 U	0.1 U	0.1 U	0.1 U	0.1 U	0.1 U	0.1 U	0.1 U	**0.42 J**
Calculated Total VOC Detections		**517 J**	**532 J**	**522 J**	**544 J**	**271 J**	**270 J**	**85 J**	**131 J**	**90 J**	**91 J**	**0.11**	**3.9 J**	**27 J**	**5526**

Explanatory notes on last page

Table 3-3
Volatile Organic Compound Analytical Results 2016 Annual Groundwater Monitoring Event
Former Unisys Facility, Lake Success, New York

Well	Great Neck ARARs	MW-35GL	MW-35GL	MW-35GL	MW-37ML	MW-38MU	MW-38MI	MW-38ML	MW-39MU	MW-39MI	MW-39ML	MW-43MU	MW-43MU	MW-43MU	MW-43MU
Sample Date		04/28/2016	07/13/2016	10/13/2016	07/11/2016	07/14/2016	07/12/2016	07/12/2016	07/07/2016	07/07/2016	07/08/2016	1/14/2016	04/28/2016	07/11/2016	10/13/2016
Sample ID		MW-35GL-XX	MW-35GL-XX	MW-35GL-XX	MW-37ML-XX	MW-38MU-XX	MW-38MI-XX	MW-38ML-XX	MW-39MU-XX	MW-39MI-XX	MW-39ML-XX	MW-43MU-XX	MW-43MU-XX	MW-43MU-XX	MW-43MU-XX
Laboratory Sample ID		460-113049-16	460-117087-13	460-122092-10	460-117039-14	460-117082-3	460-117039-20	460-117039-19	460-116748-20	460-116748-19	460-116748-26	460-107721-8	460-113049-10	460-117039-15	460-122092-11
Volatile Organic Compounds (µg/L)		Result Qualifier	Result Qualifier	Result Qualifier	Result Qualifier	Result Qualifier	Result Qualifier	Result Qualifier	Result Qualifier	Result Qualifier	Result Qualifier	Result Qualifier	Result Qualifier	Result Qualifier	Result Qualifier
1,1,1-Trichloroethane	5	0.5 U	5.0 U	5.0 U	0.1 U	0.1 U	0.2 U	0.2 U	0.1 U	0.1 U	0.1 U	0.1 U	0.1 U	0.1 U	0.1 U
1,1,2,2-Tetrachloroethane	5	0.5 U	5.0 U	5.0 U	0.1 U	0.1 U	0.2 U	**0.39 J**	0.1 U	0.1 U	0.1 U	0.1 U	0.1 U	0.1 U	0.1 U
1,1,2-Trichloro-1,2,2-trifluoroethane (Freon 113)	5	**15**	**11 J**	**18 J**	**6.1**	0.1 U	**13**	**7**	**0.57 J**	**0.74 J**	**1.6**	0.1 U	0.1 U	0.1 U	0.1 U
1,1,2-Trichloroethane	1	**1.6 J**	5.0 U	5.0 U	0.1 U	0.1 U	0.2 U	**0.58 J**	0.1 U	0.1 U	0.1 U	0.1 U	0.1 U	0.1 U	0.1 U
1,1-Dichloroethane	5	0.5 U	5.0 U	5.0 U	0.1 U	0.1 U	0.2 U	0.2 U	0.1 U	0.1 U	0.1 U	0.1 U	0.1 U	0.1 U	0.1 U
1,1-Dichloroethene	5	**9.3**	**9.2 J**	**17 J**	**0.25 J**	0.1 U	**1.2 J**	0.2 U	**0.42 J**	0.1 U	**0.16 J**	0.1 U	0.1 U	0.1 U	0.1 U
1,1-Difluoroethane (Freon 152a)	- -	0.5 U	5.0 U	5.0 U	0.1 U	0.1 U	0.2 U	0.2 U	0.1 U	0.1 U	0.1 U	0.1 UJ	0.1 U	0.1 U	0.1 U
1,2,4-Trichlorobenzene	- -	0.5 U	5.0 U	5.0 U	0.1 U	0.1 U	0.2 U	0.2 U	0.1 U	0.1 U	0.1 U	0.1 UJ	0.1 U	0.1 U	0.1 U
1,2-Dibromo-3-Chloropropane	- -	0.5 U	5.0 U	5.0 U	0.1 U	0.1 U	0.2 U	0.2 U	0.1 U	0.1 U	0.1 U	0.1 U	0.1 U	0.1 U	0.1 U
1,2-Dibromoethane	- -	0.5 U	5.0 U	5.0 U	0.1 U	0.1 U	0.2 U	0.2 U	0.1 U	0.1 U	0.1 U	0.1 U	0.1 U	0.1 U	0.1 U
1,2-Dichlorobenzene	- -	0.5 U	5.0 U	5.0 U	0.1 U	0.1 U	0.2 U	0.2 U	0.1 U	0.1 U	0.1 U	0.1 U	0.1 U	0.1 U	0.1 U
1,2-Dichloroethane	0.6	**7.2**	5.0 U	5.0 U	0.1 U	0.1 U	0.2 U	0.2 U	0.1 U	0.1 U	0.1 U	0.1 U	0.1 U	0.1 U	0.1 U
1,2-Dichloroethene (cis) (DCE)	5	**3800 D**	**4400**	**4800**	**200**	**37**	**340**	**310**	**74**	**4.8**	**6.9**	**0.11 J**	**0.14 J**	0.1 U	**2.0**
1,2-Dichloroethene (trans)	5	**4.3 J**	5.0 U	5.0 U	**0.97 J**	0.1 U	**2.3**	**4.8**	**0.44 J**	0.1 U	0.1 U	0.1 U	0.1 U	0.1 U	0.1 U
1,2-Dichloropropane	1	**1.1 J**	5.0 U	5.0 U	0.1 U	0.1 U	0.2 U	0.2 U	0.1 U	0.1 U	0.1 U	0.1 U	0.1 U	0.1 U	0.1 U
1,3-Dichlorobenzene	- -	0.5 U	5.0 U	5.0 U	0.1 U	0.1 U	0.2 U	0.2 U	0.1 U	0.1 U	0.1 U	0.1 U	0.1 U	0.1 U	0.1 U
1,3-Dichloropropene (cis)	0.4	0.5 U	5.0 U	5.0 U	0.1 U	0.1 U	0.2 U	0.2 U	0.1 U	0.1 U	0.1 U	0.1 U	0.1 U	0.1 U	0.1 U
1,3-Dichloropropene (trans)	0.4	0.5 U	5.0 U	5.0 U	0.1 U	0.1 U	0.2 U	0.2 U	0.1 U	0.1 U	0.1 U	0.1 U	0.1 U	0.1 U	0.1 U
1,4-Dichlorobenzene	- -	0.5 U	5.0 U	5.0 U	0.1 U	0.1 U	0.2 U	0.2 U	0.1 U	0.1 U	0.1 U	0.1 U	0.1 U	0.1 U	0.1 U
1,4-Dioxane	- -	**4.3**	**3.3**	**4**	**1.2**	**0.96**	**1.4**	0.11 U	**1.1 J**	**1.2 J**	**1.3**	NA	0.11 U	0.11 U	0.11 U
2,2-Dichloro-1,1,1-trifluoroethane (Freon 123)	- -	0.5 U	5.0 U	5.0 U	0.1 U	0.1 U	0.2 U	0.2 U	0.1 U	0.1 U	0.1 U	0.1 U	0.1 U	0.1 U	0.1 U
2-Butanone (Methyl ethyl ketone)	50	0.5 U	5.0 UJ	5.0 U	0.1 U	0.1 U	0.2 U	0.2 U	0.1 U	0.1 U	0.1 U	0.1 U	0.1 U	0.1 U	0.1 U
4-Methyl-2-Pentanone (MIBK)	- -	0.5 U	5.0 U	5.0 U	0.1 U	0.1 U	0.2 U	0.2 U	0.1 U	0.1 U	0.1 U	0.1 U	0.1 U	0.1 U	0.1 U
Acetone (2-propanone)	50	0.5 UJ	5.0 UJ	5.0 UJ	0.1 UJ	0.1 UJ	0.2 UJ	0.2 UJ	0.1 UJ	0.1 UJ	0.1 UJ	0.1 UJ	0.1 UJ	0.1 UJ	0.1 UJ
Benzene	1	**3.5 J**	5.0 U	5.0 U	0.1 U	0.1 U	0.2 U	**0.3 J**	0.1 U	0.1 U	0.1 U	0.1 U	0.1 U	0.1 U	0.1 U
Bromodichloromethane	50	0.5 U	5.0 U	5.0 U	0.1 U	0.1 U	0.2 U	0.2 U	0.1 U	0.1 U	0.1 U	0.1 U	0.1 U	0.1 U	0.1 U
Bromoform	50	0.5 U	5.0 U	5.0 U	0.1 U	0.1 U	0.2 U	0.2 U	0.1 U	0.1 U	0.1 U	0.1 U	0.1 U	0.1 U	0.1 U
Bromomethane (Methyl bromide)	5	0.5 U	5.0 U	5.0 U	0.1 UJ	0.1 U	0.2 UJ	0.2 UJ	0.1 UJ	0.1 UJ	0.1 U	0.1 UJ	0.1 U	0.1 UJ	0.1 U
Carbon Disulfide	- -	0.5 U	5.0 U	5.0 U	0.1 U	0.1 U	0.2 U	0.2 U	0.1 U	0.1 U	0.1 U	0.1 U	0.1 U	0.1 U	0.1 U
Carbon Tetrachloride	5	0.5 U	5.0 U	5.0 U	0.1 U	0.1 U	0.2 U	0.2 U	0.1 U	0.1 U	0.1 U	0.1 U	0.1 U	0.1 U	0.1 U
Chlorobenzene	5	0.5 U	5.0 U	5.0 U	0.1 U	0.1 U	0.2 U	**0.31 J**	0.1 U	0.1 U	0.1 U	0.1 U	0.1 U	0.1 U	0.1 U
Chlorodifluoromethane (Freon 22)	- -	0.5 U	5.0 U	5.0 U	**1.5**	0.1 U	0.2 U	**1.9 J**	0.1 U	0.1 U	**1.9**	0.1 U	0.1 U	0.1 U	0.1 U
Chloroethane	5	0.5 U	5.0 U	5.0 U	0.1 U	0.1 U	0.2 U	0.2 U	0.1 U	0.1 U	0.1 U	0.1 U	0.1 U	0.1 U	0.1 U
Chloroform	7	**1 J**	5.0 U	5.0 U	**0.96 J**	0.1 U	**1.1 J**	**1 J**	**0.2 J**	0.1 U	0.1 U	0.1 U	0.1 U	0.1 U	0.1 U
Chloromethane (Methyl chloride)	5	0.5 U	5.0 U	5.0 U	0.1 U	0.1 U	0.2 U	0.2 U	0.1 U	0.1 U	0.1 U	0.1 U	0.1 U	0.1 U	0.1 U
Chloropentafluoroethane (Freon 115)	- -	0.5 U	5.0 U	5.0 U	0.1 U	0.1 U	0.2 U	0.2 U	0.1 U	0.1 U	0.1 U	0.1 U	0.1 U	0.1 U	0.1 U
Cyclohexane	- -	**0.72 J**	5.0 U	5.0 U	0.1 U	0.1 U	0.2 U	0.2 U	0.1 U	0.1 U	0.1 U	0.1 U	0.1 U	0.1 U	0.1 U
Dibromochloromethane	50	0.5 U	5.0 U	5.0 U	0.1 U	0.1 U	0.2 U	0.2 U	0.1 U	0.1 U	0.1 U	0.1 U	0.1 U	0.1 U	0.1 U
Dichlorodifluoromethane (Freon 12)	- -	0.5 U	5.0 U	5.0 U	0.1 U	0.1 U	0.2 U	0.2 U	0.1 U	0.1 U	0.1 U	0.1 U	0.1 U	0.1 U	0.1 U
Ethylbenzene	5	0.5 U	5.0 U	5.0 U	0.1 U	0.1 U	0.2 U	0.23 U	0.1 U	0.1 U	0.1 U	0.1 U	0.1 U	0.1 U	0.1 U
Isopropylbenzene (Cumene)	- -	0.5 U	5.0 U	5.0 U	0.1 U	0.1 U	0.2 U	0.2 U	0.1 U	0.1 U	0.1 U	0.1 U	0.1 U	0.1 U	0.1 U
Methyl Acetate	- -	0.5 U	5.0 UJ	5.0 U	0.1 U	0.1 U	0.2 U	0.2 U	0.1 U	0.1 U	0.1 U	0.1 U	0.1 U	0.1 U	0.1 U
Methyl Butyl Ketone (2-Hexanone)	50	0.5 U	5.0 U	5.0 U	0.1 U	0.1 U	0.2 U	0.2 U	0.1 U	0.1 U	0.1 U	0.1 U	0.1 U	0.1 U	0.1 U
Methyl Cyclohexane	- -	**6.4**	5.0 U	5.0 U	0.1 U	0.1 U	0.2 U	0.2 U	0.1 U	0.1 U	0.1 U	0.1 U	0.1 U	0.1 U	0.1 U
Methyl Tert-Butyl Ether (MTBE)	- -	0.5 U	5.0 U	5.0 U	0.1 U	0.1 U	0.2 U	0.2 U	**0.14 J**	0.1 U	0.1 U	0.1 U	0.1 U	0.1 U	0.1 U
Methylene Chloride	5	0.5 U	5.0 U	5.0 U	0.1 U	0.1 U	0.2 U	0.2 U	0.1 U	0.1 U	0.1 U	0.1 U	0.1 U	0.1 U	0.1 U
Styrene	5	0.5 U	5.0 U	5.0 U	0.1 U	0.1 U	0.2 U	0.2 U	0.1 U	0.1 U	0.1 U	0.1 U	0.1 U	0.1 U	0.1 U
Tetrachloroethene (PCE)	5	**83**	**66**	**99**	**13**	**1**	**48**	**20**	**5.4**	**31**	**6.9**	0.1 U	**0.13 J**	0.1 U	**0.43 J**
Toluene	5	0.5 U	5.0 U	5.0 U	0.1 U	**1**	0.2 U	0.33 U	0.1 U	0.1 U	0.1 U	0.1 U	0.1 U	0.1 U	0.1 U
Trichloroethene (TCE)	5	**300**	**230**	**260**	**52**	**6.4**	**95**	**53**	**23**	**5.6**	**15**	**0.14 J**	**0.19 J**	0.1 U	**1.1**
Trichlorofluoromethane (Freon 11)	- -	0.5 U	5.0 U	5.0 U	**0.5 J**	0.1 U	**0.59 J**	**0.44 J**	0.1 U	0.1 U	0.1 U	0.1 U	0.1 U	0.1 U	0.1 U
Vinyl Chloride	2	**110**	**120**	**220**	0.1 U	0.1 U	0.2 U	0.2 U	0.1 UJ	0.1 UJ	0.1 U	0.1 U	0.1 U	0.1 U	0.1 U
O-Xylene	- -	0.5 U	5.0 U	5.0 U	0.1 U	0.1 U	0.2 U	0.27 U	0.1 U	0.1 U	0.1 U	0.1 U	0.1 U	0.1 U	0.1 U
m+p-Xylenes	- -	0.5 UJ	5.0 U	5.0 U	0.1 U	0.1 U	0.2 U	0.46 U	0.1 U	0.1 U	0.1 U	0.1 UJ	0.1 UJ	0.1 U	0.1 U
Xylenes (total)	5	0.5 U	5.0 U	5.0 U	0.1 U	0.1 U	0.2 U	0.73 U	0.1 U	0.1 U	0.1 U	0.1 U	0.1 U	0.1 U	0.1 U
Calculated Total VOC Detections		**4347 J**	**4840 J**	**5418 J**	**276 J**	**46 J**	**503 J**	**400 J**	**105 J**	**43 J**	**34 J**	**0.25 J**	**0.46 J**	**0.0**	**3.5 J**

Explanatory notes on last page

Table 3-3
Volatile Organic Compound Analytical Results 2016 Annual Groundwater Monitoring Event
Former Unisys Facility, Lake Success, New York

Well	Great Neck ARARs	MW-43MI	MW-43MI	MW-43MI	MW-43MI**	MW-43MI	MW-45MU	MW-45MU	MW-45MI	MW-45MI	MW-45MI**	MW-46MI	MW-46MI	MW-46MI	MW-46MI**
Sample Date		1/14/2016	04/28/2016	07/11/2016	07/11/2016	10/13/2016	04/27/2016	07/12/2016	04/27/2016	07/12/2016	07/12/2016	1/15/2016	04/28/2016	07/13/2016	07/13/2016
Sample ID		MW-43MI-XX	MW-43MI-XX	MW-43MI-XX	MW-500XX	MW-43MI-XX	MW-45MU-XX	MW-45MU-XX	MW-45MI-XX	MW-45MI-XX	MW-501-XX	MW-46MI-XX	MW-46MI-XX	MW-46MI-XX	MW-502-XX
Laboratory Sample ID		460-107721-7	460-113049-9	460-117039-13	460-117039-11	460-122092-12	460-113049-7	460-117087-1	460-113049-6	460-117039-22	460-117039-18	460-107718-3	460-113049-15	460-117087-15	460-117087-14
Volatile Organic Compounds (µg/L)		Result Qualifier	Result Qualifier	Result Qualifier	Result Qualifier	Result Qualifier	Result Qualifier	Result Qualifier	Result Qualifier	Result Qualifier	Result Qualifier	Result Qualifier	Result Qualifier	Result Qualifier	Result Qualifier
1,1,1-Trichloroethane	5	0.1 U	0.1 U	0.1 U	0.1 U	0.1 U	0.1 U	0.1 U	0.1 U	0.1 U	0.1 U	0.1 U	0.1 U	0.2 U	0.5 U
1,1,2,2-Tetrachloroethane	5	0.1 U	0.1 U	0.1 U	0.1 U	0.1 U	0.1 U	0.1 U	0.1 U	0.1 U	0.1 U	0.1 U	0.1 U	0.2 U	0.5 U
1,1,2-Trichloro-1,2,2-trifluoroethane (Freon 113)	5	**2.9**	**2.5**	**2.4**	**2.2**	**1.7**	**3.8**	**4.8**	**1.4**	**3.1**	**3.1**	**33**	**28**	**21**	**23**
1,1,2-Trichloroethane	1	0.1 U	0.1 U	0.1 U	0.1 U	0.1 U	0.1 U	0.1 U	0.1 U	0.1 U	0.1 U	**0.34 J**	**0.32 J**	0.2 U	0.5 U
1,1-Dichloroethane	5	0.1 U	0.1 U	0.1 U	0.1 U	0.1 U	0.1 U	0.1 U	0.1 U	0.1 U	0.1 U	0.1 U	0.1 U	0.2 U	0.5 U
1,1-Dichloroethene	5	**0.18 J**	**0.34 J**	0.1 U	0.1 U	0.1 U	**0.25 J**	**0.27 J**	0.1 U	0.1 U	0.1 U	**0.89 J**	**0.99 J**	**0.89 J**	0.5 U
1,1-Difluoroethane (Freon 152a)	- -	0.1 UJ	0.1 U	0.1 U	0.1 U	0.1 U	0.1 U	0.1 U	0.1 U	0.1 U	0.1 U	0.1 UJ	0.1 U	0.2 U	0.5 U
1,2,4-Trichlorobenzene	- -	0.1 UJ	0.1 U	0.1 U	0.1 U	0.1 U	0.1 U	0.1 U	0.1 U	0.1 U	0.1 U	0.1 UJ	0.1 U	0.2 U	0.5 U
1,2-Dibromo-3-Chloropropane	- -	0.1 U	0.1 U	0.1 U	0.1 U	0.1 U	0.1 U	0.1 U	0.1 U	0.1 U	0.1 U	0.1 U	0.1 U	0.2 U	0.5 U
1,2-Dibromoethane	- -	0.1 U	0.1 U	0.1 U	0.1 U	0.1 U	0.1 U	0.1 U	0.1 U	0.1 U	0.1 U	0.1 U	0.1 U	0.2 U	0.5 U
1,2-Dichlorobenzene	- -	0.1 U	0.1 U	0.1 U	0.1 U	0.1 U	0.1 U	0.1 U	0.1 U	0.1 U	0.1 U	0.1 U	0.1 U	0.2 U	0.5 U
1,2-Dichloroethane	0.6	0.1 U	**0.2 J**	0.1 U	0.1 U	0.1 U	**0.26 J**	0.1 U	0.1 U	0.1 U	0.1 U	**1.3**	**1.3**	0.2 U	0.5 U
1,2-Dichloroethene (cis) (DCE)	5	**42**	**52**	**39**	**41**	**23**	**160**	**190**	**31**	**40**	**41**	**260 D**	**270 D**	**340**	**280**
1,2-Dichloroethene (trans)	5	0.1 U	**0.18 J**	0.1 U	0.1 U	**0.13 J**	**1**	**1.3**	**0.23 J**	**1.6**	**1.3**	**1**	**1.3**	**1.6 J**	**8.1 J**
1,2-Dichloropropane	1	0.1 U	0.1 U	0.1 U	0.1 U	0.1 U	0.1 U	0.1 U	0.1 U	0.1 U	0.1 U	**0.4 J**	**0.37 J**	0.2 U	0.5 U
1,3-Dichlorobenzene	- -	0.1 U	0.1 U	0.1 U	0.1 U	0.1 U	0.1 U	0.1 U	0.1 U	0.1 U	0.1 U	0.1 U	0.1 U	0.2 U	0.5 U
1,3-Dichloropropene (cis)	0.4	0.1 U	0.1 U	0.1 U	0.1 U	0.1 U	0.1 U	0.1 U	0.1 U	0.1 U	0.1 U	0.1 U	0.1 U	0.2 U	0.5 U
1,3-Dichloropropene (trans)	0.4	0.1 U	0.1 U	0.1 U	0.1 U	0.1 U	0.1 U	0.1 U	0.1 U	0.1 U	0.1 U	0.1 U	0.1 U	0.2 U	0.5 U
1,4-Dichlorobenzene	- -	0.1 U	0.1 U	0.1 U	0.1 U	0.1 U	0.1 U	0.1 U	0.1 U	0.1 U	0.1 U	0.1 U	0.1 U	0.2 U	0.5 U
1,4-Dioxane	- -	NA	**0.65**	0.11 U	0.11 U	0.11 U	**1.2**	**0.99**	**1.2**	**2.2 J**	**1.2 J**	NA	**2**	**1.8 J**	0.11 UJ
2,2-Dichloro-1,1,1-trifluoroethane (Freon 123)	- -	0.1 U	0.1 U	0.1 U	0.1 U	0.1 U	0.1 U	0.1 U	0.1 U	0.1 U	0.1 U	0.1 U	0.1 U	0.2 U	0.5 U
2-Butanone (Methyl ethyl ketone)	50	0.1 U	0.1 U	0.1 U	0.1 U	0.1 U	0.1 U	0.1 U	0.1 U	0.1 U	0.1 U	0.1 U	0.1 U	0.2 UJ	0.5 UJ
4-Methyl-2-Pentanone (MIBK)	- -	0.1 U	0.1 U	0.1 U	0.1 U	0.1 U	0.1 U	0.1 U	0.1 U	0.1 U	0.1 U	0.1 U	0.1 U	0.2 U	0.5 U
Acetone (2-propanone)	50	0.1 UJ	0.1 UJ	0.1 UJ	0.1 UJ	0.1 UJ	0.1 UJ	0.1 UJ	0.1 UJ	0.1 UJ	0.1 UJ	0.1 UJ	0.1 UJ	0.2 UJ	0.5 UJ
Benzene	1	0.1 U	0.1 U	0.1 U	0.1 U	0.1 U	0.1 U	0.1 U	0.1 U	0.1 U	0.1 U	0.1 U	0.1 U	0.2 U	0.5 U
Bromodichloromethane	50	0.1 U	0.1 U	0.1 U	0.1 U	0.1 U	0.1 U	0.1 U	0.1 U	0.1 U	0.1 U	0.1 U	0.1 U	0.2 U	0.5 U
Bromoform	50	0.1 U	0.1 U	0.1 U	0.1 U	0.1 U	0.1 U	0.1 U	0.1 U	0.1 U	0.1 U	0.1 U	0.1 U	0.2 U	0.5 U
Bromomethane (Methyl bromide)	5	0.1 UJ	0.1 UJ	0.1 UJ	0.1 UJ	0.1 U	0.1 UJ	0.1 U	0.1 UJ	0.1 UJ	0.1 UJ	0.1 UJ	0.1 UJ	0.2 U	0.5 U
Carbon Disulfide	- -	0.1 U	0.1 U	0.1 U	0.1 U	0.1 U	0.1 U	0.1 U	0.1 U	0.1 U	0.1 U	0.1 U	0.1 U	0.2 U	0.5 U
Carbon Tetrachloride	5	0.1 U	0.1 U	0.1 U	0.1 U	0.1 U	0.1 U	0.1 U	0.1 U	0.1 U	0.1 U	0.1 U	0.1 U	0.2 U	0.5 U
Chlorobenzene	5	0.1 U	0.1 U	0.1 U	0.1 U	0.1 U	0.1 U	0.1 U	0.1 U	0.1 U	0.1 U	0.1 U	0.1 U	0.2 U	0.5 U
Chlorodifluoromethane (Freon 22)	- -	**3.6**	**5.7**	**3.7**	**3.4**	**2.5**	**1.1**	**1.1**	**0.37 J**	0.1 U	0.1 U	**1.3**	**1.6**	0.2 U	0.5 U
Chloroethane	5	0.1 U	0.1 U	0.1 U	0.1 U	0.1 U	0.1 U	0.1 U	0.1 U	0.1 U	0.1 U	0.1 U	0.1 U	0.2 U	0.5 U
Chloroform	7	**0.29 J**	**0.28 J**	**0.18 J**	**0.15 J**	**0.17 J**	**1.3**	**0.92 J**	**0.56 J**	**0.61 J**	**0.54 J**	**1.6**	**1.6**	**1.3 J**	**1.6 J**
Chloromethane (Methyl chloride)	5	0.1 U	0.1 U	0.1 U	0.1 U	0.1 U	0.1 U	0.1 U	0.1 U	0.1 U	0.1 U	0.1 U	0.1 U	0.2 U	0.5 U
Chloropentafluoroethane (Freon 115)	- -	0.1 U	0.1 U	0.1 UJ	0.1 U	0.1 U	0.1 U	0.1 U	0.1 U	0.1 U	0.1 U	0.1 U	0.1 U	0.2 U	0.5 U
Cyclohexane	- -	0.1 U	0.1 U	0.1 U	0.1 U	0.1 U	0.1 U	0.1 U	0.1 U	0.1 U	0.1 U	0.1 U	0.1 U	0.2 U	0.5 U
Dibromochloromethane	50	0.1 U	0.1 U	0.1 U	0.1 U	0.1 U	0.1 U	0.1 U	0.1 U	0.1 U	0.1 U	0.1 U	0.1 U	0.2 U	0.5 U
Dichlorodifluoromethane (Freon 12)	- -	0.1 U	0.1 U	0.1 UJ	0.1 U	0.1 U	0.1 U	0.1 U	0.1 U	0.1 U	0.1 U	0.1 U	**0.31 J**	0.2 U	0.5 U
Ethylbenzene	5	0.1 U	0.1 U	0.1 U	0.1 U	0.1 U	0.1 U	0.1 U	0.1 U	0.1 U	0.1 U	0.1 U	0.1 U	0.2 U	0.5 U
Isopropylbenzene (Cumene)	- -	0.1 U	0.1 U	0.1 U	0.1 U	0.1 U	0.1 U	0.1 U	0.1 U	0.1 U	0.1 U	0.1 U	0.1 U	0.2 U	0.5 U
Methyl Acetate	- -	0.1 U	0.1 U	0.1 U	0.1 U	0.1 U	0.1 U	0.1 U	0.1 U	0.1 U	0.1 U	0.1 U	0.1 U	0.2 UJ	0.5 UJ
Methyl Butyl Ketone (2-Hexanone)	50	0.1 U	0.1 U	0.1 U	0.1 U	0.1 U	0.1 U	0.1 U	0.1 U	0.1 U	0.1 U	0.1 U	0.1 U	0.2 U	0.5 U
Methyl Cyclohexane	- -	0.1 U	0.1 U	0.1 U	0.1 U	0.1 U	0.1 U	0.1 U	0.1 U	0.1 U	0.1 U	0.1 U	0.1 U	0.2 U	0.5 U
Methyl Tert-Butyl Ether (MTBE)	- -	0.1 U	0.1 U	0.1 U	0.1 U	0.1 U	0.1 U	0.1 U	0.1 U	0.1 U	0.1 U	0.1 U	0.1 U	0.2 U	0.5 U
Methylene Chloride	5	0.1 U	0.1 U	0.1 U	0.1 U	0.99 U	0.1 U	0.1 U	0.1 U	0.1 U	0.1 U	0.1 U	0.1 U	0.2 U	0.5 U
Styrene	5	0.1 U	0.1 U	0.1 U	0.1 U	0.1 U	0.1 U	0.1 U	0.1 U	0.1 U	0.1 U	0.1 U	0.1 U	0.2 U	0.5 U
Tetrachloroethene (PCE)	5	**5.8**	**5.7**	**6.7**	**6.8**	**5.7**	**9.4**	**14**	**1.4**	**3.6**	**3.5**	**45**	**50**	**41**	**39**
Toluene	5	0.1 U	0.1 U	0.1 U	0.1 U	0.1 U	0.1 U	0.1 U	0.1 U	0.1 U	0.1 U	0.1 U	0.1 U	0.2 U	0.5 U
Trichloroethene (TCE)	5	**15**	**17**	**16**	**15**	**10**	**35**	**46**	**16**	**29**	**28**	**140**	**150**	**130**	**120**
Trichlorofluoromethane (Freon 11)	- -	**0.15 J**	**0.12 J**	**0.11 J**	0.1 U	0.1 U	**0.16 J**	**0.2 J**	**0.4 J**	**0.63 J**	**0.67 J**	**1.5**	**1.5**	**1 J**	0.5 U
Vinyl Chloride	2	0.1 U	0.1 U	0.1 U	0.1 U	0.1 U	0.1 U	0.1 U	0.1 U	0.1 U	0.1 U	0.1 U	0.1 U	0.2 U	0.5 U
O-Xylene	- -	0.1 U	0.1 U	0.1 U	0.1 U	0.1 U	0.1 U	0.1 U	0.1 U	0.1 U	0.1 U	0.1 U	0.1 U	0.2 U	0.5 U
m+p-Xylenes	- -	0.1 UJ	0.1 UJ	0.1 U	0.1 U	0.1 U	0.1 UJ	0.1 U	0.1 UJ	0.1 U	0.1 U	0.1 UJ	0.1 UJ	0.2 U	0.5 U
Xylenes (total)	5	0.1 U	0.1 U	0.1 U	0.1 U	0.1 U	0.1 U	0.1 U	0.1 U	0.1 U	0.1 U	0.1 U	0.1 U	0.2 U	0.5 U
Calculated Total VOC Detections		**67 J**	**85 J**	**68 J**	**69 J**	**43 J**	**213 J**	**260 J**	**53 J**	**81 J**	**79 J**	**486 J**	**509 J**	**539 J**	**472 J**

Explanatory notes on last page

Table 3-3
Volatile Organic Compound Analytical Results 2016 Annual Groundwater Monitoring Event
Former Unisys Facility, Lake Success, New York

Well	Great Neck ARARs	MW-46MI	MW-46ML	MW-46ML	MW-46ML	MW-46ML	MW-47MI	MW-47ML	MW-48MI	MW-48ML	MW-49MI	MW-49MI	MW-49ML	MW-49ML	MW-51MI
Sample Date		10/14/2016	1/15/2016	04/28/2016	07/13/2016	10/14/2016	07/14/2016	07/14/2016	11/01/2016	11/01/2016	04/28/2016	07/11/2016	04/28/2016	07/11/2016	1/15/2016
Sample ID		MW-46MI-XX	MW-46ML-XX	MW-46ML-XX	MW-46ML-XX	MW-46ML-XX	MW-47MI-XX	MW-47ML-XX	MW-48MI-XX	MW-48ML-XX	MW-49MI-XX	MW-49MI-XX	MW-49ML-XX	MW-49ML-XX	MW-51MI-XX
Laboratory Sample ID		460-122110-2	460-107718-2	460-113049-14	460-117087-16	460-122110-3	460-117088-10	460-117088-9	460-123207-3	460-123207-4	460-113049-12	460-117039-8	460-113049-13	460-117039-9	460-107721-14
Volatile Organic Compounds (µg/L)		Result Qualifier	Result Qualifier	Result Qualifier	Result Qualifier	Result Qualifier	Result Qualifier	Result Qualifier	Result Qualifier	Result Qualifier	Result Qualifier	Result Qualifier	Result Qualifier	Result Qualifier	Result Qualifier
1,1,1-Trichloroethane	5	0.2 U	0.1 U	0.1 U	0.1 U	0.1 U	0.1 U	0.1 U	0.1 U	0.1 U	0.1 U	0.1 U	0.1 U	0.1 U	NA
1,1,2,2-Tetrachloroethane	5	0.2 U	0.1 U	0.1 U	0.1 U	0.1 U	0.1 U	0.1 U	0.1 U	0.1 U	0.1 U	0.1 U	0.1 U	0.1 U	NA
1,1,2-Trichloro-1,2,2-trifluoroethane (Freon 113)	5	**19**	**0.98 J**	**0.91 J**	**1**	**1.0**	**0.62 J**	**1.5**	0.1 U	0.1 U	**0.24 J**	0.1 U	0.1 U	0.1 U	**3.2**
1,1,2-Trichloroethane	1	**0.22 J**	0.1 U	**0.11 J**	0.1 U	0.1 U	0.1 U	0.1 U	0.1 U	0.1 U	0.1 U	0.1 U	0.1 U	0.1 U	NA
1,1-Dichloroethane	5	0.2 U	0.1 U	0.1 U	0.1 U	0.1 U	0.1 U	0.1 U	0.1 U	0.1 U	0.1 U	0.1 U	0.1 U	0.1 U	NA
1,1-Dichloroethene	5	**0.65 J**	0.1 U	0.1 U	0.1 U	0.1 U	0.1 U	**0.31 J**	0.1 U	0.1 U	0.1 U	0.1 U	0.1 U	0.1 U	NA
1,1-Difluoroethane (Freon 152a)	- -	0.2 U	0.1 UJ	0.1 U	0.1 U	0.1 U	0.1 U	0.1 U	0.1 U	0.1 U	0.1 U	0.1 U	0.1 U	0.1 U	NA
1,2,4-Trichlorobenzene	- -	0.2 U	0.1 UJ	0.1 U	0.1 U	0.1 U	0.1 U	0.1 U	0.1 U	0.1 U	0.1 U	0.1 U	0.1 U	0.1 U	NA
1,2-Dibromo-3-Chloropropane	- -	0.2 U	0.1 U	0.1 U	0.1 U	0.1 U	0.1 U	0.1 U	0.1 U	0.1 U	0.1 U	0.1 U	0.1 U	0.1 U	NA
1,2-Dibromoethane	- -	0.2 U	0.1 U	0.1 U	0.1 U	0.1 U	0.1 U	0.1 U	0.1 U	0.1 U	0.1 U	0.1 U	0.1 U	0.1 U	NA
1,2-Dichlorobenzene	- -	0.2 U	0.1 U	0.1 U	0.1 U	0.1 U	0.1 U	0.1 U	0.1 U	0.1 U	0.1 U	0.1 U	0.1 U	0.1 U	NA
1,2-Dichloroethane	0.6	**1.1 J**	0.1 U	0.1 U	0.1 U	0.1 U	0.1 U	0.1 U	0.1 U	0.1 U	0.1 U	0.1 U	0.1 U	0.1 U	NA
1,2-Dichloroethene (cis) (DCE)	5	**210**	**19**	**16**	**19**	**19**	**7.1**	**37**	0.1 U	0.1 U	0.1 U	0.1 U	0.1 U	0.1 U	**50**
1,2-Dichloroethene (trans)	5	**1.2 J**	0.1 U	**0.14 J**	0.1 U	0.1 U	0.1 U	**0.7 J**	0.1 U	0.1 U	0.1 U	0.1 U	0.1 U	0.1 U	NA
1,2-Dichloropropane	1	0.2 U	0.1 U	0.1 U	0.1 U	0.1 U	0.1 U	0.1 U	0.1 U	0.1 U	0.1 U	0.1 U	0.1 U	0.1 U	NA
1,3-Dichlorobenzene	- -	0.2 U	0.1 U	0.1 U	0.1 U	0.1 U	0.1 U	0.1 U	0.1 U	0.1 U	0.1 U	0.1 U	0.1 U	0.1 U	NA
1,3-Dichloropropene (cis)	0.4	0.2 U	0.1 U	0.1 U	0.1 U	0.1 U	0.1 U	0.1 U	0.1 U	0.1 U	0.1 U	0.1 U	0.1 U	0.1 U	NA
1,3-Dichloropropene (trans)	0.4	0.2 U	0.1 U	0.1 U	0.1 U	0.1 U	0.1 U	0.1 U	0.1 U	0.1 U	0.1 U	0.1 U	0.1 U	0.1 U	NA
1,4-Dichlorobenzene	- -	0.2 U	0.1 U	0.1 U	0.1 U	0.1 U	0.1 U	0.1 U	0.1 U	0.1 U	0.1 U	0.1 U	0.1 U	0.1 U	NA
1,4-Dioxane	- -	**0.99 J**	NA	0.11 U	**0.75**	**1.1 J**	**1.2**	**1.2**	0.11 U	0.11 U	0.11 U	**1.1**	0.11 U	0.11 U	NA
2,2-Dichloro-1,1,1-trifluoroethane (Freon 123)	- -	0.2 U	0.1 U	0.1 U	0.1 U	0.1 U	0.1 U	0.1 U	0.1 U	0.1 U	0.1 U	0.1 U	0.1 U	0.1 U	NA
2-Butanone (Methyl ethyl ketone)	50	0.2 U	0.1 U	0.1 U	0.1 UJ	0.1 U	0.1 UJ	0.1 UJ	0.1 U	0.1 U	0.1 U	0.1 U	0.1 U	0.1 U	NA
4-Methyl-2-Pentanone (MIBK)	- -	0.2 U	0.1 U	0.1 U	0.1 U	0.1 U	0.1 U	0.1 U	0.1 U	0.1 U	0.1 U	0.1 U	0.1 U	0.1 U	NA
Acetone (2-propanone)	50	0.2 UJ	0.1 UJ	0.1 UJ	0.1 UJ	0.1 UJ	0.1 UJ	0.1 UJ	0.1 UJ	0.1 UJ	0.1 UJ	0.1 UJ	0.1 UJ	0.1 UJ	NA
Benzene	1	0.2 U	0.1 U	0.1 U	0.1 U	0.1 U	0.1 U	0.1 U	0.1 U	0.1 U	0.1 U	0.1 U	0.1 U	0.1 U	NA
Bromodichloromethane	50	0.2 U	0.1 U	0.1 U	0.1 U	0.1 U	0.1 U	0.1 U	0.1 U	0.1 U	0.1 U	0.1 U	0.1 U	0.1 U	NA
Bromoform	50	0.2 U	0.1 U	0.1 U	0.1 U	0.1 U	0.1 U	0.1 U	0.1 U	0.1 U	0.1 U	0.1 U	0.1 U	0.1 U	NA
Bromomethane (Methyl bromide)	5	0.2 U	0.1 UJ	0.1 UJ	0.1 U	0.1 U	0.1 U	0.1 U	0.1 U	0.1 U	0.1 UJ	0.1 UJ	0.1 UJ	0.1 UJ	NA
Carbon Disulfide	- -	0.2 U	0.1 U	0.1 U	0.1 U	0.1 U	0.1 U	0.1 U	0.1 U	0.1 U	0.1 U	0.1 U	0.1 U	0.1 U	NA
Carbon Tetrachloride	5	0.2 U	0.1 U	0.1 U	0.1 U	0.1 U	0.1 U	0.1 U	0.1 U	0.1 U	0.1 U	0.1 U	0.1 U	0.1 U	NA
Chlorobenzene	5	0.2 U	0.1 U	0.1 U	0.1 U	0.1 U	0.1 U	0.1 U	0.1 U	0.1 U	0.1 U	0.1 U	0.1 U	0.1 U	NA
Chlorodifluoromethane (Freon 22)	- -	0.2 U	0.1 U	0.1 U	0.1 U	0.1 U	**0.49 J**	0.1 U	0.1 U	0.1 U	**0.23 J**	0.1 U	0.1 U	0.1 U	NA
Chloroethane	5	0.2 U	0.1 U	0.1 U	0.1 U	0.1 U	0.1 U	0.1 U	0.1 U	0.1 U	0.1 U	0.1 U	0.1 U	0.1 U	NA
Chloroform	7	**1.2 J**	**0.37 J**	**0.35 J**	**0.37 J**	**0.42 J**	0.1 U	**0.46 J**	**0.38 J**	0.1 U	**0.17 J**	0.1 U	0.1 U	0.1 U	NA
Chloromethane (Methyl chloride)	5	0.2 U	0.1 U	0.1 U	0.1 U	0.1 U	0.1 U	0.1 U	0.1 U	0.1 U	0.1 U	0.1 U	0.1 U	0.1 U	NA
Chloropentafluoroethane (Freon 115)	- -	0.2 U	0.1 U	0.1 U	0.1 U	0.1 U	0.1 U	0.1 U	0.1 U	0.1 U	0.1 U	0.1 U	0.1 U	0.1 U	NA
Cyclohexane	- -	0.2 U	0.1 U	0.1 U	0.1 U	0.1 U	0.1 U	0.1 U	0.1 U	0.1 U	0.1 U	0.1 U	0.1 U	0.1 U	NA
Dibromochloromethane	50	0.2 U	0.1 U	0.1 U	0.1 U	0.1 U	0.1 U	0.1 U	0.1 U	0.1 U	0.1 U	0.1 U	0.1 U	0.1 U	NA
Dichlorodifluoromethane (Freon 12)	- -	0.2 U	0.1 U	0.1 U	0.1 U	0.1 U	0.1 U	0.1 U	0.1 U	0.1 U	0.1 U	0.1 U	0.1 U	0.1 U	NA
Ethylbenzene	5	0.2 U	0.1 U	0.1 U	0.1 U	0.1 U	0.1 U	0.1 U	0.1 U	0.1 U	0.1 U	0.1 U	0.1 U	0.1 U	NA
Isopropylbenzene (Cumene)	- -	0.2 U	0.1 U	0.1 U	0.1 U	0.1 U	0.1 U	0.1 U	0.1 U	0.1 U	0.1 U	0.1 U	0.1 U	0.1 U	NA
Methyl Acetate	- -	0.2 U	0.1 U	0.1 U	0.1 UJ	0.1 U	0.1 UJ	0.1 UJ	0.1 U	0.1 U	0.1 U	0.1 U	0.1 U	0.1 U	NA
Methyl Butyl Ketone (2-Hexanone)	50	0.2 U	0.1 U	0.1 U	0.1 U	0.1 U	0.1 U	0.1 U	0.1 U	0.1 U	0.1 U	0.1 U	0.1 U	0.1 U	NA
Methyl Cyclohexane	- -	0.2 U	0.1 U	0.1 U	0.1 U	0.1 U	0.1 U	0.1 U	0.1 U	0.1 U	0.1 U	0.1 U	0.1 U	0.1 U	NA
Methyl Tert-Butyl Ether (MTBE)	- -	0.2 U	0.1 U	0.1 U	0.1 U	0.1 U	0.1 U	0.1 U	0.1 U	0.1 U	0.1 U	0.1 U	0.1 U	0.1 U	NA
Methylene Chloride	5	**0.92 J**	0.1 U	0.1 U	0.1 U	**0.69 J**	0.1 U	0.1 U	0.46 U	0.1 U	0.1 U	0.1 U	0.1 U	0.1 U	NA
Styrene	5	0.2 U	0.1 U	0.1 U	0.1 U	0.1 U	0.1 U	0.1 U	0.1 U	0.1 U	0.1 U	0.1 U	0.1 U	0.1 U	NA
Tetrachloroethene (PCE)	5	**38**	**2.5**	**2.5**	**2.9**	**2.4**	**0.25 J**	**1.2**	**0.27 J**	0.1 U	**0.66 J**	**0.43 J**	**0.18 J**	0.1 U	**4.6**
Toluene	5	0.2 U	0.1 U	0.1 U	0.1 U	1.0 U	0.0.1 U	0.1 U	0.1 U	0.1 U	0.1 U	0.1 U	**0.21 J**	0.1 U	NA
Trichloroethene (TCE)	5	**99**	**17**	**17**	**17**	**15**	**2.4**	**12**	**0.46 J**	0.1 U	**0.13 J**	0.1 U	0.1 U	0.1 U	**15**
Trichlorofluoromethane (Freon 11)	- -	**0.87 J**	**0.92 J**	**0.78 J**	**0.82 J**	**1.0**	0.1 U	**0.52 J**	0.1 U	0.1 U	0.1 U	0.1 U	0.1 U	0.1 U	NA
Vinyl Chloride	2	0.2 U	0.1 U	0.1 U	0.1 U	1.0 U	0.1 U	0.0.1 U	0.1 U	0.1 U	0.1 U	0.1 U	0.1 U	0.1 U	NA
O-Xylene	- -	0.2 U	0.1 U	0.1 U	0.1 U	1.0 U	0.1 U	0.0.1 U	0.1 U	0.1 U	0.1 U	0.1 U	0.1 U	0.1 U	NA
m+p-Xylenes	- -	0.2 U	0.1 UJ	0.1 UJ	0.1 U	1.0 U	0.1 U	0.0.1 U	0.1 U	0.1 U	0.1 UJ	0.1 U	0.1 UJ	0.1 U	NA
Xylenes (total)	5	0.2 U	0.1 U	0.1 U	0.1 U	1.0 U	0.1 U	0.0.1 U	0.1 U	0.1 U	0.1 U	0.1 U	0.1 U	0.1 U	NA
Calculated Total VOC Detections		**373 J**	**41 J**	**38 J**	**42 J**	**41 J**	**12 J**	**55 J**	**1.1 J**	**0.0**	**1.4 J**	**1.5 J**	**0.39 J**	**0.0**	**73 J**

Explanatory notes on last page

Table 3-3
Volatile Organic Compound Analytical Results 2016 Annual Groundwater Monitoring Event
Former Unisys Facility, Lake Success, New York

Well	Great Neck ARARs	MW-51MI	MW-51MI	MW-51MI	MW-51ML	MW-51ML	MW-51ML	MW-51ML	ERM-MW-2	N2169	N2169	N2169	N5099	N5099	N5099
Sample Date		04/27/2016	07/08/2016	10/14/2016	1/15/2016	04/27/2016	07/11/2016	10/14/2016	07/13/2016	04/29/2016	07/07/2016	10/14/2016	1/15/2016	04/29/2016	07/13/2016
Sample ID		MW-51MI-XX	MW-51MI-XX	MW-51MI-XX	MW-51ML-XX	MW-51ML-XX	MW-51ML-XX	MW-51ML-XX	ERM-MW-2-XX	IW-N2169-XX	IW-N2169-XX	IW-N2169-XX	SW-N5099-XX	SW-N5099-XX	SW-5099-XX
Laboratory Sample ID		460-113049-4	460-116748-24	460-122092-13	460-107721-13	460-113049-3	460-117039-10	460-122092-14	460-117087-11	460-113049-5	460-116748-1	460-122092-18	460-107721-12	460-113049-21	460-117087-12
Volatile Organic Compounds (µg/L)		Result Qualifier	Result Qualifier	Result Qualifier	Result Qualifier	Result Qualifier	Result Qualifier	Result Qualifier	Result Qualifier	Result Qualifier	Result Qualifier	Result Qualifier	Result Qualifier	Result Qualifier	Result Qualifier
1,1,1-Trichloroethane	5	NA	NA	NA	NA	NA	NA	NA	0.1 U	NA	NA	NA	0.1 U	0.1 U	0.1 U
1,1,2,2-Tetrachloroethane	5	NA	NA	NA	NA	NA	NA	NA	0.1 U	NA	NA	NA	0.1 U	0.1 U	0.1 U
1,1,2-Trichloro-1,2,2-trifluoroethane (Freon 113)	5	**2.5**	**2.7**	**4**	**0.16 J**	**0.3 J**	**0.21 J**	**0.38 J**	0.1 U	0.1 U	0.1 U	0.1 U	**0.29 J**	0.1 U	0.1 U
1,1,2-Trichloroethane	1	NA	NA	NA	NA	NA	NA	NA	0.1 U	NA	NA	NA	0.1 U	0.1 U	0.1 U
1,1-Dichloroethane	5	NA	NA	NA	NA	NA	NA	NA	0.1 U	NA	NA	NA	0.1 U	0.1 U	0.1 U
1,1-Dichloroethene	5	NA	NA	NA	NA	NA	NA	NA	0.1 U	NA	NA	NA	0.1 U	0.1 U	0.1 U
1,1-Difluoroethane (Freon 152a)	- -	NA	NA	NA	NA	NA	NA	NA	0.1 U	NA	NA	NA	0.1 UJ	0.1 U	0.1 U
1,2,4-Trichlorobenzene	- -	NA	NA	NA	NA	NA	NA	NA	0.1 U	NA	NA	NA	0.1 U	0.1 U	0.1 U
1,2-Dibromo-3-Chloropropane	- -	NA	NA	NA	NA	NA	NA	NA	0.1 U	NA	NA	NA	0.1 U	0.1 U	0.1 U
1,2-Dibromoethane	- -	NA	NA	NA	NA	NA	NA	NA	0.1 U	NA	NA	NA	0.1 U	0.1 U	0.1 U
1,2-Dichlorobenzene	- -	NA	NA	NA	NA	NA	NA	NA	0.1 U	NA	NA	NA	0.1 U	0.1 U	0.1 U
1,2-Dichloroethane	0.6	NA	NA	NA	NA	NA	NA	NA	0.1 U	NA	NA	NA	0.1 U	0.1 U	0.1 U
1,2-Dichloroethene (cis) (DCE)	5	**44**	**48**	**59**	**2.8**	**4.3**	**4**	**5.1**	**6.9**	0.1 U	0.1 U	0.1 U	**2.9**	0.1 U	**1.6**
1,2-Dichloroethene (trans)	5	NA	NA	NA	NA	NA	NA	NA	0.1 U	NA	NA	NA	0.1 U	0.1 U	0.1 U
1,2-Dichloropropane	1	NA	NA	NA	NA	NA	NA	NA	0.1 U	NA	NA	NA	0.1 U	0.1 U	0.1 U
1,3-Dichlorobenzene	- -	NA	NA	NA	NA	NA	NA	NA	0.1 U	NA	NA	NA	0.1 U	0.1 U	0.1 U
1,3-Dichloropropene (cis)	0.4	NA	NA	NA	NA	NA	NA	NA	0.1 U	NA	NA	NA	0.1 U	0.1 U	0.1 U
1,3-Dichloropropene (trans)	0.4	NA	NA	NA	NA	NA	NA	NA	0.1 U	NA	NA	NA	0.1 U	0.1 U	0.1 U
1,4-Dichlorobenzene	- -	NA	NA	NA	NA	NA	NA	NA	0.1 U	NA	NA	NA	0.1 U	0.1 U	0.1 U
1,4-Dioxane	- -	NA	NA	NA	NA	NA	NA	NA	0.11 U	NA	NA	NA	NA	**0.77**	0.11 U
2,2-Dichloro-1,1,1-trifluoroethane (Freon 123)	- -	NA	NA	NA	NA	NA	NA	NA	0.1 U	NA	NA	NA	0.1 U	0.1 U	0.1 U
2-Butanone (Methyl ethyl ketone)	50	NA	NA	NA	NA	NA	NA	NA	0.1 U	NA	NA	NA	0.1 U	0.1 U	0.1 U
4-Methyl-2-Pentanone (MIBK)	- -	NA	NA	NA	NA	NA	NA	NA	0.1 U	NA	NA	NA	0.1 U	0.1 U	0.1 U
Acetone (2-propanone)	50	NA	NA	NA	NA	NA	NA	NA	0.1 UJ	NA	NA	NA	0.1 UJ	0.1 UJ	0.1 UJ
Benzene	1	NA	NA	NA	NA	NA	NA	NA	0.1 U	NA	NA	NA	0.1 U	0.1 U	0.1 U
Bromodichloromethane	50	NA	NA	NA	NA	NA	NA	NA	0.1 U	NA	NA	NA	0.1 U	**0.21 J**	0.1 U
Bromoform	50	NA	NA	NA	NA	NA	NA	NA	0.1 U	NA	NA	NA	0.1 U	**2.2**	0.1 U
Bromomethane (Methyl bromide)	5	NA	NA	NA	NA	NA	NA	NA	0.1 U	NA	NA	NA	0.1 UJ	0.1 UJ	0.1 U
Carbon Disulfide	- -	NA	NA	NA	NA	NA	NA	NA	0.1 U	NA	NA	NA	0.1 U	0.1 U	0.1 U
Carbon Tetrachloride	5	NA	NA	NA	NA	NA	NA	NA	0.1 U	NA	NA	NA	0.1 U	0.1 U	0.1 U
Chlorobenzene	5	NA	NA	NA	NA	NA	NA	NA	0.1 U	NA	NA	NA	0.1 U	0.1 U	0.1 U
Chlorodifluoromethane (Freon 22)	- -	NA	NA	NA	NA	NA	NA	NA	**5.7**	NA	NA	NA	0.1 U	0.1 U	0.1 U
Chloroethane	5	NA	NA	NA	NA	NA	NA	NA	0.1 U	NA	NA	NA	0.1 U	0.1 U	0.1 U
Chloroform	7	NA	NA	NA	NA	NA	NA	NA	0.1 U	NA	NA	NA	0.1 U	**0.14 J**	0.1 U
Chloromethane (Methyl chloride)	5	NA	NA	NA	NA	NA	NA	NA	0.1 U	NA	NA	NA	0.1 U	0.1 U	0.1 U
Chloropentafluoroethane (Freon 115)	- -	NA	NA	NA	NA	NA	NA	NA	0.1 U	NA	NA	NA	0.1 U	0.1 U	0.1 U
Cyclohexane	- -	NA	NA	NA	NA	NA	NA	NA	0.1 U	NA	NA	NA	0.1 U	0.1 U	0.1 U
Dibromochloromethane	50	NA	NA	NA	NA	NA	NA	NA	0.1 U	NA	NA	NA	0.1 U	**0.76 J**	0.1 U
Dichlorodifluoromethane (Freon 12)	- -	NA	NA	NA	NA	NA	NA	NA	0.1 U	NA	NA	NA	0.1 U	0.1 U	0.1 U
Ethylbenzene	5	NA	NA	NA	NA	NA	NA	NA	0.1 U	NA	NA	NA	0.1 U	0.1 U	0.1 U
Isopropylbenzene (Cumene)	- -	NA	NA	NA	NA	NA	NA	NA	0.1 U	NA	NA	NA	0.1 U	0.1 U	0.1 U
Methyl Acetate	- -	NA	NA	NA	NA	NA	NA	NA	0.1 U	NA	NA	NA	0.1 U	0.1 U	0.1 U
Methyl Butyl Ketone (2-Hexanone)	50	NA	NA	NA	NA	NA	NA	NA	0.1 U	NA	NA	NA	0.1 U	0.1 U	0.1 U
Methyl Cyclohexane	- -	NA	NA	NA	NA	NA	NA	NA	0.1 U	NA	NA	NA	0.1 U	0.1 U	0.1 U
Methyl Tert-Butyl Ether (MTBE)	- -	NA	NA	NA	NA	NA	NA	NA	0.1 U	NA	NA	NA	0.1 U	0.1 U	0.1 U
Methylene Chloride	5	NA	NA	NA	NA	NA	NA	NA	0.1 U	NA	NA	NA	0.1 U	0.1 U	0.1 U
Styrene	5	NA	NA	NA	NA	NA	NA	NA	0.1 U	NA	NA	NA	0.1 U	0.1 U	0.1 U
Tetrachloroethene (PCE)	5	**3.5**	**4**	**5.5**	**0.41 J**	**0.37 J**	**0.49 J**	**0.60 J**	**1.9**	**0.25 J**	**0.17 J**	**0.18 J**	**0.73 J**	0.1 U	**0.42 J**
Toluene	5	NA	NA	NA	NA	NA	NA	NA	0.1 U	NA	NA	NA	0.1 U	0.1 U	0.1 U
Trichloroethene (TCE)	5	**14**	**15**	**19**	**1.1**	**1.6**	**1.7**	**1.8**	**2.3**	0.1 U	0.1 U	0.1 U	**2.6**	0.1 U	**1.6**
Trichlorofluoromethane (Freon 11)	- -	NA	NA	NA	NA	NA	NA	NA	0.1 U	NA	NA	NA	**0.13 J**	0.1 U	0.1 U
Vinyl Chloride	2	NA	NA	NA	NA	NA	NA	NA	0.1 U	NA	NA	NA	0.1 U	0.1 U	0.1 U
O-Xylene	- -	NA	NA	NA	NA	NA	NA	NA	0.1 U	NA	NA	NA	0.1 U	0.1 U	0.1 U
m+p-Xylenes	- -	NA	NA	NA	NA	NA	NA	NA	0.1 U	NA	NA	NA	0.1 UJ	0.1 UJ	0.1 U
Xylenes (total)	5	NA	NA	NA	NA	NA	NA	NA	0.1 U	NA	NA	NA	0.1 U	0.1 U	0.1 U
Calculated Total VOC Detections		**64 J**	**70 J**	**88 J**	**4.5 J**	**6.6 J**	**6.4 J**	**7.9 J**	**17 J**	**0.25 J**	**0.17 J**	**0.18 J**	**6.7**	**4.1 J**	**3.6 J**

Explanatory notes on last page

Table 3-3
Volatile Organic Compound Analytical Results 2016 Annual Groundwater Monitoring Event
Former Unisys Facility, Lake Success, New York

Well	Great Neck ARARs	N5099	N5535	N5535	N8038	N12999	N12999	N12999	N13000	N13000	N13000	N13000	N13221	N13266
Sample Date		10/14/2016	04/28/2016	07/11/2016	3/29/2016	1/15/2016	07/12/2016	10/14/2016	1/15/2016	04/29/2016	07/12/2016	10/14/2016	07/07/2016	07/07/2016
Sample ID		SW-N5099-XX	IW-N5535-XX	IW-N5535-XX	VLSGC-032916	SW-N12999-XX	SW-N12999-XX	SW-N12999-XX	SW-N13000-XX	SW-N13000-XX	SW-N13000-XX	SW-N13000-XX	IW-N13221-XX	IW-N13266-XX
Laboratory Sample ID		460-122092-17	460-113049-11	460-117039-12	460-111801-1	460-107721-11	460-117087-3	460-122092-15	460-107721-10	460-113049-20	460-117087-4	460-122092-16	460-116748-2	460-116748-3
Volatile Organic Compounds (µg/L)		Result Qualifier	Result Qualifier	Result Qualifier	Result Qualifier	Result Qualifier	Result Qualifier	Result Qualifier	Result Qualifier	Result Qualifier	Result Qualifier	Result Qualifier	Result Qualifier	Result Qualifier
1,1,1-Trichloroethane	5	0.1 U	0.1 U	0.1 U	0.1 U	0.1 U	0.1 U	0.1 U	0.1 U	0.1 U	0.1 U	0.1 U	0.1 U	0.1 U
1,1,2,2-Tetrachloroethane	5	0.1 U	0.1 U	0.1 U	0.1 U	0.1 U	0.1 U	0.1 U	0.1 U	0.1 U	0.1 U	0.1 U	0.1 U	0.1 U
1,1,2-Trichloro-1,2,2-trifluoroethane (Freon 113)	5	**0.45 J**	**0.19 J**	0.1 U	**6.3**	**0.17 J**	**0.19 J**	0.1 U	**0.39 J**	**0.73 J**	0.1 U	0.1 U	**0.84 J**	**0.44 J**
1,1,2-Trichloroethane	1	0.1 U	0.1 U	0.1 U	0.1 U	0.1 U	0.1 U	0.1 U	0.1 U	0.1 U	0.1 U	0.1 U	0.1 U	0.1 U
1,1-Dichloroethane	5	0.1 U	0.1 U	0.1 U	0.1 U	0.1 U	0.1 U	0.1 U	0.1 U	0.1 U	0.1 U	0.1 U	0.1 U	0.1 U
1,1-Dichloroethene	5	0.1 U	**0.54 J**	**0.20 J**	**0.37 J**	**0.32 J**	**0.2 J**	**0.38 J**	**0.3 J**	**0.26 J**	**0.46 J**	**0.23 J**	0.1 U	0.1 U
1,1-Difluoroethane (Freon 152a)	- -	0.1 U	0.1 U	0.1 U	0.1 U	0.1 UJ	0.1 U	0.1 U	0.1 UJ	0.1 U	0.1 U	0.1 U	0.1 U	0.1 U
1,2,4-Trichlorobenzene	- -	0.1 U	0.1 U	0.1 U	0.1 U	0.1 U	0.1 U	0.1 U	0.1 U	0.1 U	0.1 U	0.1 U	0.1 U	0.1 U
1,2-Dibromo-3-Chloropropane	- -	0.1 U	0.1 U	0.1 U	0.1 U	0.1 U	0.1 U	0.1 U	0.1 U	0.1 U	0.1 U	0.1 U	0.1 U	0.1 U
1,2-Dibromoethane	- -	0.1 U	0.1 U	0.1 U	0.1 U	0.1 U	0.1 U	0.1 U	0.1 U	0.1 U	0.1 U	0.1 U	0.1 U	0.1 U
1,2-Dichlorobenzene	- -	0.1 U	0.1 U	0.1 U	0.1 U	0.1 U	0.1 U	0.1 U	0.1 U	0.1 U	0.1 U	0.1 U	0.1 U	0.1 U
1,2-Dichloroethane	0.6	0.1 U	0.1 U	0.1 U	0.1 U	0.1 U	0.1 U	0.1 U	0.1 U	0.1 U	0.1 U	0.1 U	0.1 U	0.1 U
1,2-Dichloroethene (cis) (DCE)	5	**5**	**0.19 J**	0.1 U	**120**	**0.23 J**	**4.7**	**0.34 J**	**4.1**	**15**	0.1 U	**5.2**	**16**	**6**
1,2-Dichloroethene (trans)	5	0.1 U	0.1 U	0.1 U	**1.2**	0.1 U	0.1 U	0.1 U	0.1 U	**0.12 J**	0.1 U	0.1 U	0.1 U	0.1 U
1,2-Dichloropropane	1	0.1 U	0.1 U	0.1 U	0.1 U	0.1 U	0.1 U	0.1 U	0.1 U	0.1 U	0.1 U	0.1 U	0.1 U	0.1 U
1,3-Dichlorobenzene	- -	0.1 U	0.1 U	0.1 U	0.1 U	0.1 U	0.1 U	0.1 U	0.1 U	0.1 U	0.1 U	0.1 U	0.1 U	0.1 U
1,3-Dichloropropene (cis)	0.4	0.1 U	0.1 U	0.1 U	0.1 U	0.1 U	0.1 U	0.1 U	0.1 U	0.1 U	0.1 U	0.1 U	0.1 U	0.1 U
1,3-Dichloropropene (trans)	0.4	0.1 U	0.1 U	0.1 U	0.1 U	0.1 U	0.1 U	0.1 U	0.1 U	0.1 U	0.1 U	0.1 U	0.1 U	0.1 U
1,4-Dichlorobenzene	- -	0.1 U	0.1 U	0.1 U	0.1 U	0.1 U	0.1 U	0.1 U	0.1 U	0.1 U	0.1 U	0.1 U	0.1 U	0.1 U
1,4-Dioxane	- -	0.11 U	0.11 U	0.11 U	**1.1**	NA	0.11 U	**0.52**	NA	0.11 U	0.11 U	0.11 U	0.11 UJ	0.11 UJ
2,2-Dichloro-1,1,1-trifluoroethane (Freon 123)	- -	0.1 U	0.1 U	0.1 U	0.1 U	0.1 U	0.1 U	0.1 U	0.1 U	0.1 U	0.1 U	0.1 U	0.1 U	0.1 U
2-Butanone (Methyl ethyl ketone)	50	0.1 U	0.1 U	0.1 U	0.1 U	0.1 U	0.1 UJ	0.1 U	0.1 U	0.1 U	0.1 U	0.1 U	0.1 U	0.1 U
4-Methyl-2-Pentanone (MIBK)	- -	0.1 U	0.1 U	0.1 U	0.1 U	0.1 U	0.1 U	0.1 U	0.1 U	0.1 U	0.1 U	0.1 U	0.1 U	0.1 U
Acetone (2-propanone)	50	0.1 UJ	0.1 UJ	0.1 UJ	0.1 UJ	0.1 UJ	0.1 UJ	0.1 UJ	0.1 UJ	0.1 UJ	0.1 UJ	0.1 UJ	0.1 UJ	0.1 UJ
Benzene	1	0.1 U	0.1 U	0.1 U	0.1 U	0.1 U	0.1 U	0.1 U	0.1 U	0.1 U	0.1 U	0.1 U	0.1 U	0.1 U
Bromodichloromethane	50	0.1 U	0.1 U	0.1 U	0.1 U	0.1 U	0.1 U	0.1 U	0.1 U	0.1 U	0.1 U	0.1 U	0.1 U	0.1 U
Bromoform	50	0.1 U	0.1 U	0.1 U	0.1 U	0.1 U	0.1 U	0.1 U	0.1 U	0.1 U	0.1 U	0.1 U	0.1 U	0.1 U
Bromomethane (Methyl bromide)	5	0.1 U	0.1 UJ	0.1 UJ	0.1 UJ	0.1 UJ	0.1 U	0.1 U	0.1 UJ	0.1 UJ	0.1 U	0.1 U	0.1 UJ	0.1 UJ
Carbon Disulfide	- -	0.1 U	0.1 U	0.1 U	0.1 U	0.1 U	0.1 U	0.1 U	0.1 U	0.1 U	0.1 U	0.1 U	0.1 U	0.1 U
Carbon Tetrachloride	5	0.1 U	0.1 U	0.1 U	0.1 U	0.1 U	0.1 U	0.1 U	0.1 U	0.1 U	0.1 U	0.1 U	0.1 U	0.1 U
Chlorobenzene	5	0.1 U	0.1 U	0.1 U	0.1 U	0.1 U	0.1 U	0.1 U	0.1 U	0.1 U	0.1 U	0.1 U	0.1 U	0.1 U
Chlorodifluoromethane (Freon 22)	- -	0.1 U	**0.86 J**	0.1 U	**1.2**	0.1 U	**0.44 J**	0.1 U	**0.6 J**	**0.75 J**	**0.99 J**	0.1 U	0.1 U	0.1 U
Chloroethane	5	0.1 U	0.1 U	0.1 U	0.1 U	0.1 U	0.1 U	0.1 U	0.1 U	0.1 U	0.1 U	0.1 U	0.1 U	0.1 U
Chloroform	7	**0.11 J**	0.1 U	0.1 U	**0.59 J**	0.1 U	0.1 U	0.1 U	0.1 U	0.1 U	0.1 U	0.1 U	**0.46 J**	**0.29 J**
Chloromethane (Methyl chloride)	5	0.1 U	0.1 U	0.1 U	0.1 U	0.1 U	0.1 U	0.1 U	0.1 U	0.1 U	0.1 U	0.1 U	0.1 U	0.1 U
Chloropentafluoroethane (Freon 115)	- -	0.1 U	0.1 U	0.1 U	0.1 U	0.1 U	0.1 U	0.1 U	0.1 U	0.1 U	0.1 U	0.1 U	0.1 U	0.1 U
Cyclohexane	- -	0.1 U	0.1 U	0.1 U	0.1 U	0.1 U	0.1 U	0.1 U	0.1 U	0.1 U	0.1 U	0.1 U	0.1 U	0.1 U
Dibromochloromethane	50	0.1 U	0.1 U	0.1 U	0.1 U	0.1 U	0.1 U	0.1 U	0.1 U	0.1 U	0.1 U	0.1 U	0.1 U	0.1 U
Dichlorodifluoromethane (Freon 12)	- -	0.1 U	0.1 U	0.1 U	0.1 U	0.1 U	0.1 U	0.1 U	0.1 U	0.1 U	0.1 U	0.1 U	0.1 U	0.1 U
Ethylbenzene	5	0.1 U	0.1 U	0.1 U	0.1 U	0.1 U	0.1 U	0.1 U	0.1 U	0.1 U	0.1 U	0.1 U	0.1 U	0.1 U
Isopropylbenzene (Cumene)	- -	0.1 U	0.1 U	0.1 U	0.1 U	0.1 U	0.1 U	0.1 U	0.1 U	0.1 U	0.1 U	0.1 U	0.1 U	0.1 U
Methyl Acetate	- -	0.1 U	0.1 U	0.1 U	0.1 U	0.1 U	0.1 UJ	0.1 U	0.1 U	0.1 U	0.1 U	0.1 U	0.1 U	0.1 U
Methyl Butyl Ketone (2-Hexanone)	50	0.1 U	0.1 U	0.1 U	0.1 U	0.1 U	0.1 U	0.1 U	0.1 U	0.1 U	0.1 U	0.1 U	0.1 U	0.1 U
Methyl Cyclohexane	- -	0.1 U	0.1 U	0.1 U	0.1 U	0.1 U	0.1 U	0.1 U	0.1 U	0.1 U	0.1 U	0.1 U	0.1 U	0.1 U
Methyl Tert-Butyl Ether (MTBE)	- -	0.1 U	0.1 U	0.1 U	**0.5 J**	**0.15 J**	0.1 U	0.1 U	0.1 U	0.1 U	0.1 U	0.1 U	0.1 U	0.1 U
Methylene Chloride	5	0.54 U	0.1 U	0.1 U	0.1 U	0.1 U	0.1 U	0.72 U	0.1 U	0.1 U	0.1 U	0.1 U	0.1 U	0.1 U
Styrene	5	0.1 U	0.1 U	0.1 U	0.1 U	0.1 U	0.1 U	0.1 U	0.1 U	0.1 U	0.1 U	0.1 U	0.1 U	0.1 U
Tetrachloroethene (PCE)	5	**1.4**	**0.16 J**	0.1 U	**24**	**0.21 J**	**0.96 J**	**0.22 J**	**1**	**3**	**0.22 J**	**1.0**	**4.5**	**2**
Toluene	5	0.1 U	0.1 U	0.1 U	0.1 U	0.1 U	0.1 U	0.1 U	0.1 U	0.1 U	0.1 U	0.1 U	0.1 U	0.1 U
Trichloroethene (TCE)	5	**4.6**	**0.78 J**	**0.49 J**	**36**	**0.56 J**	**1.5**	**0.68 J**	**1.6**	**5.2**	**0.82 J**	**1.8**	**6.9**	**2.8**
Trichlorofluoromethane (Freon 11)	- -	**0.23 J**	0.1 U	0.1 U	**0.32 J**	0.1 U	0.1 U	0.1 U	0.1 U	0.1 U	0.1 U	0.1 U	**0.11 J**	0.1 U
Vinyl Chloride	2	0.1 U	0.1 U	0.1 U	**0.54 J**	0.1 U	0.1 U	0.1 U	0.1 U	0.1 U	0.1 U	0.1 U	0.1 UJ	0.1 UJ
O-Xylene	- -	0.1 U	0.1 U	0.1 U	0.1 U	0.1 U	0.1 U	0.1 U	0.1 U	0.1 U	0.1 U	0.1 U	0.1 U	0.1 U
m+p-Xylenes	- -	0.1 U	0.1 UJ	0.1 U	0.1 UJ	0.1 UJ	0.1 U	0.1 U	0.1 UJ	0.1 UJ	0.1 U	0.1 U	0.1 U	0.1 U
Xylenes (total)	5	0.1 U	0.1 U	0.1 U	0.1 U	0.1 U	0.1 U	0.1 U	0.1 U	0.1 U	0.1 U	0.1 U	0.1 U	0.1 U
Calculated Total VOC Detections		**12 J**	**2.7 J**	**0.69 J**	**192 J**	**1.6**	**8.0 J**	**2.1 J**	**8.0**	**25 J**	**2.5 J**	**8.2 J**	**29 J**	**12 J**

Explanatory notes on last page

Table 3-3
Volatile Organic Compound Analytical Results 2016 Annual Groundwater Monitoring Event
Former Unisys Facility, Lake Success, New York

Well	Great Neck ARARs	N13821		N13821		N13889		N13889		EW-1		RW-100		RW-1RD		RW-1RS	
Sample Date		04/29/2016		07/12/2016		04/27/2016		07/07/2016		04/26/2016		04/26/2016		04/26/2016		04/26/2016	
Sample ID		SW-N13821-XX		SW-13821-XX		IW-N13889-XX		IW-N13889-XX		EW-EW1-XX		RW-RW100-XX		RW-RW1RD-XX		RW-RW1RS-XX	
Laboratory Sample ID		460-113049-19		460-117087-5		460-113008-7		460-116748-4		460-113008-3		460-113008-6		460-113008-4		460-113008-5	
Volatile Organic Compounds (µg/L)		Result	Qualifier	Result	Qualifier	Result	Qualifier	Result	Qualifier	Result	Qualifier	Result	Qualifier	Result	Qualifier	Result	Qualifier
1,1,1-Trichloroethane	5	0.1	U	0.1	U	0.1	U	0.1	U	0.1	U	0.1	U	0.1	U	0.1	U
1,1,2,2-Tetrachloroethane	5	0.1	U	0.1	U	0.1	U	0.1	U	0.1	U	0.1	U	0.1	U	0.1	U
1,1,2-Trichloro-1,2,2-trifluoroethane (Freon 113)	5	**0.14**	**J**	0.1	U	**1.5**		**2**		**6.6**		**4.1**		**4**		**8**	
1,1,2-Trichloroethane	1	0.1	U	0.1	U	0.1	U	0.1	U	0.1	U	0.1	U	0.1	U	0.1	U
1,1-Dichloroethane	5	0.1	U	0.1	U	0.1	U	0.1	U	0.1	U	0.1	U	0.1	U	0.1	U
1,1-Dichloroethene	5	0.1	U	0.1	U	**0.12**	**J**	0.1	U	**0.55**	**J**	**0.63**	**J**	**0.72**	**J**	**1.2**	
1,1-Difluoroethane (Freon 152a)	- -	0.1	U	0.1	U	0.1	U	0.1	U	0.1	U	0.1	U	0.1	U	0.1	U
1,2,4-Trichlorobenzene	- -	0.1	U	0.1	U	0.1	U	0.1	U	0.1	U	0.1	U	0.1	U	0.1	U
1,2-Dibromo-3-Chloropropane	- -	0.1	U	0.1	U	0.1	U	0.1	U	0.1	U	0.1	U	0.1	U	0.1	U
1,2-Dibromoethane	- -	0.1	U	0.1	U	0.1	U	0.1	U	0.1	U	0.1	U	0.1	U	0.1	U
1,2-Dichlorobenzene	- -	0.1	U	0.1	U	0.1	U	0.1	U	**0.18**	**J**	0.1	U	0.1	U	**1.7**	
1,2-Dichloroethane	0.6	0.1	U	0.1	U	0.1	U	0.1	U	0.1	U	0.1	U	0.1	U	0.1	U
1,2-Dichloroethene (cis) (DCE)	5	**1.5**		**0.92**	**J**	**22**		**32**		**110**		**86**		**40**		**140**	
1,2-Dichloroethene (trans)	5	0.1	U	0.1	U	**0.32**	**J**	0.1	U	**0.65**	**J**	**1.8**		**0.38**	**J**	**0.39**	**J**
1,2-Dichloropropane	1	0.1	U	0.1	U	0.1	U	0.1	U	0.1	U	0.1	U	0.1	U	0.1	U
1,3-Dichlorobenzene	- -	0.1	U	0.1	U	0.1	U	0.1	U	0.1	U	0.1	U	0.1	U	0.1	U
1,3-Dichloropropene (cis)	0.4	0.1	U	0.1	U	0.1	U	0.1	U	0.1	U	0.1	U	0.1	U	0.1	U
1,3-Dichloropropene (trans)	0.4	0.1	U	0.1	U	0.1	U	0.1	U	0.1	U	0.1	U	0.1	U	0.1	U
1,4-Dichlorobenzene	- -	0.1	U	0.1	U	0.1	U	0.1	U	0.1	U	0.1	U	0.1	U	**0.41**	**J**
1,4-Dioxane	- -	0.11	U	0.11	U	**1.1**		**0.78**	**J**	**1.1**		0.11	U	**1**		**0.63**	
2,2-Dichloro-1,1,1-trifluoroethane (Freon 123)	- -	0.1	U	0.1	U	0.1	U	0.1	U	0.1	U	0.1	U	0.1	U	0.1	U
2-Butanone (Methyl ethyl ketone)	50	0.1	U	0.1	UJ	0.1	U	0.1	U	0.1	U	0.1	U	0.1	U	0.1	U
4-Methyl-2-Pentanone (MIBK)	- -	0.1	U	0.1	U	0.1	U	0.1	U	0.1	U	0.1	U	0.1	U	0.1	U
Acetone (2-propanone)	50	0.1	UJ	0.1	UJ	0.1	UJ	0.1	UJ	0.1	UJ	0.1	UJ	0.1	UJ	0.1	UJ
Benzene	1	0.1	U	0.1	U	0.1	U	0.1	U	0.1	U	0.1	U	**0.13**	**J**	**0.22**	**J**
Bromodichloromethane	50	0.1	U	0.1	U	0.1	U	0.1	U	0.1	U	0.1	U	0.1	U	0.1	U
Bromoform	50	0.1	U	0.1	U	0.1	U	0.1	U	0.1	U	0.1	U	0.1	U	0.1	U
Bromomethane (Methyl bromide)	5	0.1	UJ	0.1	U	0.1	UJ	0.1	UJ	0.1	UJ	0.1	UJ	0.1	UJ	0.1	UJ
Carbon Disulfide	- -	0.1	U	0.1	U	0.1	U	0.1	U	0.1	U	0.1	U	0.1	U	0.1	U
Carbon Tetrachloride	5	0.1	U	0.1	U	0.1	U	0.1	U	0.1	U	0.1	U	0.1	U	0.1	U
Chlorobenzene	5	0.1	U	0.1	U	0.1	U	0.1	U	0.1	U	0.1	U	0.1	U	**0.56**	**J**
Chlorodifluoromethane (Freon 22)	- -	0.1	U	0.1	U	**0.32**	**J**	0.1	U	**2.4**		**3.1**		**2**		**1.3**	
Chloroethane	5	0.1	U	0.1	U	0.1	U	0.1	U	0.1	U	0.1	U	0.1	U	0.1	U
Chloroform	7	0.1	U	0.1	U	**0.33**	**J**	**0.31**	**J**	**0.49**	**J**	**0.22**	**J**	**0.21**	**J**	**0.12**	**J**
Chloromethane (Methyl chloride)	5	0.1	U	0.1	U	0.1	U	0.1	U	0.1	U	0.1	U	0.1	U	0.1	U
Chloropentafluoroethane (Freon 115)	- -	0.1	U	0.1	U	0.1	U	0.1	U	0.1	U	0.1	U	0.1	U	0.1	U
Cyclohexane	- -	0.1	U	0.1	U	0.1	U	0.1	U	0.1	U	0.1	U	0.1	U	**0.15**	**J**
Dibromochloromethane	50	0.1	U	0.1	U	0.1	U	0.1	U	0.1	U	0.1	U	0.1	U	0.1	U
Dichlorodifluoromethane (Freon 12)	- -	0.1	U	0.1	U	0.1	U	0.1	U	0.1	U	0.1	U	0.1	U	0.1	U
Ethylbenzene	5	0.1	U	0.1	U	0.1	U	0.1	U	0.1	U	0.1	U	0.1	U	0.1	U
Isopropylbenzene (Cumene)	- -	0.1	U	0.1	U	0.1	U	0.1	U	0.1	U	0.1	U	0.1	U	0.1	U
Methyl Acetate	- -	0.1	U	0.1	UJ	0.1	U	0.1	U	0.1	U	0.1	U	0.1	U	0.1	U
Methyl Butyl Ketone (2-Hexanone)	50	0.1	U	0.1	U	0.1	U	0.1	U	0.1	U	0.1	U	0.1	U	0.1	U
Methyl Cyclohexane	- -	0.1	U	0.1	U	0.1	U	0.1	U	0.1	U	0.1	U	0.1	U	0.1	U
Methyl Tert-Butyl Ether (MTBE)	- -	0.1	U	0.1	U	**0.18**	**J**	**0.14**	**J**	0.1	U	0.1	U	**0.14**	**J**	0.1	U
Methylene Chloride	5	0.1	U	0.1	U	0.1	U	0.1	U	0.1	U	0.1	U	0.1	U	0.1	U
Styrene	5	0.1	U	0.1	U	0.1	U	0.1	U	0.1	U	0.1	U	0.1	U	0.1	U
Tetrachloroethene (PCE)	5	**0.69**	**J**	**0.43**	**J**	**5.9**		**7.8**		**24**		**19**		**21**		**8.4**	
Toluene	5	0.1	U	0.1	U	0.1	U	0.1	U	0.1	U	0.1	U	0.1	U	0.1	U
Trichloroethene (TCE)	5	**0.66**	**J**	**0.31**	**J**	**8.9**		**12**		**30**		**26**		**19**		**11**	
Trichlorofluoromethane (Freon 11)	- -	0.1	U	0.1	U	0.1	U	**0.16**	**J**	0.1	U	0.1	U	0.1	U	0.1	U
Vinyl Chloride	2	0.1	U	0.1	U	0.1	U	0.1	UJ	**3.8**		0.1	U	0.1	U	**48**	
O-Xylene	- -	0.1	U	0.1	U	0.1	U	0.1	U	0.1	U	0.1	U	0.1	U	0.1	U
m+p-Xylenes	- -	0.1	UJ	0.1	U	0.1	UJ	0.1	U	0.1	UJ	0.1	UJ	0.1	UJ	0.1	UJ
Xylenes (total)	5	0.1	U	0.1	U	0.1	U	0.1	U	0.1	U	0.1	U	0.1	U	0.1	U
Calculated Total VOC Detections		**3.0**	**J**	**1.7**	**J**	**41**	**J**	**55**	**J**	**180**	**J**	**141**	**J**	**89**	**J**	**222**	**J**

Explanatory notes on last page

Table 3-3
Volatile Organic Compound Analytical Results 2016 Annual Groundwater Monitoring Event
Former Unisys Facility, Lake Success, New York

Notes:

J	Result is less than the Reporting Limit but greater than or equal to the Method Detection Limit and the concentration is an approximate value
U	Compound not detected above the indicated method reporting limit
UJ	The analyte was analyzed for, but was not detected; the reported detection limit is approximate
D	The sample results was obtained from a dilution
NA	The compound was not analyzed
ND	The compound was not detected
**	Duplicate sample
Bold	Detected compound concentrations shown in bold text
	Shading indicates excedance of ARARs
VOC	Volatile organic compound
Total VOC	Concentrations below 100 µg/L were rounded to two significant digits. Total concentrations at 100 µg/L or above were rounded to the nearest integer.
µg/L	micrograms per liter
ARAR	Applicable or Relevant and Appropriate Requirement
--	No ARAR exists for this compound

TABLE 3-4
2016 Groundwater Analytical Results - Bromide and Chloride
Former Unisys Facility
Lake Success, New York

Well	MW-1GL		MW-1MI		MW-1MI/L		MW-1ML		MW-2GL		MW-4GL		MW-4MI		MW-7GL		MW-7ML		MW-8GL		MW-8GU		MW-8ML		MW-9GL	
Sample Date	07/07/2016		07/07/2016		07/07/2016		07/08/2016		10/13/2016		07/11/2016		07/11/2016		07/11/2016		07/11/2016		07/08/2016		07/08/2016		07/08/2016		10/13/2016	
Sample ID	MW-1GL-XX		MW-1MI-XX		MW-1MI/L-XX		MW-1ML-XX		MW-2GL-XX		MW-4GL-XX		MW-4MI-XX		MW-7GL-XX		MW-7ML-XX		MW-8GL-XX		MW-8GU-XX		MW-8ML-XX		MW-9GL-XX	
Laboratory Sample ID	460-116748-13		460-116748-14		460-116748-15		460-116748-22		460-122092-4		460-117039-3		460-117039-4		460-117039-5		460-117039-6		460-116748-10		460-116748-9		460-116748-21		460-122092-5	
Inorganic Compounds (mg/L)	Result	Qualifier	Result	Qualifier	Result	Qualifier	Result	Qualifier	Result	Qualifier	Result	Qualifier	Result	Qualifier	Result	Qualifier	Result	Qualifier	Result	Qualifier	Result	Qualifier	Result	Qualifier	Result	Qualifier
Bromide	0.067		0.056		0.037		0.03		0.00045	U	0.033		0.013		0.083		0.15		0.046		0.34		0.059		0.00045	U
Chloride	485		62		130		58		116		400		68.1		600		109		55		260		71.5		382	

Well	MW-10GL		MW-10GL		MW-14MI		MW-16GL		MW-16ML		MW-17GL		MW-17ML		MW-18GL		MW-18ML		MW-22GL		MW-22ML		MW-24GL		MW-27MI	
Sample Date	07/11/2016		10/13/2016		07/12/2016		07/12/2016		07/12/2016		07/07/2016		07/08/2016		07/07/2016		07/07/2016		07/08/2016		07/08/2016		07/13/2016		07/13/2016	
Sample ID	MW-10GL-XX		MW-10GL-XX		MW-14MI-XX		MW-16GL-XX		MW-16ML-XX		MW-17GL-XX		MW-17ML-XX		MW-18GL-XX		MW-18ML-XX		MW-22GL-XX		MW-22ML-XX		MW-24GL-XX		MW-27MI-XX	
Laboratory Sample ID	460-117039-7		460-122092-6		460-117087-6		460-117087-2		460-117039-21		460-116748-16		460-116748-23		460-116748-17		460-116748-18		460-116748-8		460-116748-7		460-117088-1		460-117088-2	
Inorganic Compounds (mg/L)	Result	Qualifier	Result	Qualifier	Result	Qualifier	Result	Qualifier	Result	Qualifier	Result	Qualifier	Result	Qualifier	Result	Qualifier	Result	Qualifier	Result	Qualifier	Result	Qualifier	Result	Qualifier	Result	Qualifier
Bromide	0.21		0.20		0.086		0.031		0.082		0.11		0.018		0.1		0.02		0.2		0.13		0.39		0.095	
Chloride	258		270		46.5		140		88		60		73		214		40.5		96		184		385		85	

Well	MW-28GL		MW-28MI		MW-29GL		MW-29GL**		MW-29MI		MW-MW-31GL		MW-MW-31GL		MW-31GL		MW-31GL		MW-31MI		MW-31MI**		MW-31MI		MW-31MI**	
Sample Date	07/12/2016		07/12/2016		07/14/2016		07/14/2016		07/14/2016		1/14/2016		04/27/2016		07/13/2016		10/13/2016		1/14/2016		1/14/2016		04/27/2016		04/27/2016	
Sample ID	MW-28GL-XX		MW-28MI-XX		MW-29GL-XX		MW-503-XX		MW-29MI-XX		MW-31GL-XX		MW-31GL-XX		MW-31GL-XX		MW-31GL-XX		MW-31MI-XX		MW-500-XX		MW-31MI-XX		MW-500-XX	
Laboratory Sample ID	460-117087-8		460-117087-7		460-117088-13		460-117088-11		460-117088-12		460-107721-5		460-113008-9		460-117087-17		460-122092-8		460-107721-6		460-107721-9		460-113008-10		460-113008-2	
Inorganic Compounds (mg/L)	Result	Qualifier	Result	Qualifier	Result	Qualifier	Result	Qualifier	Result	Qualifier	Result	Qualifier	Result	Qualifier	Result	Qualifier	Result	Qualifier	Result	Qualifier	Result	Qualifier	Result	Qualifier	Result	Qualifier
Bromide	0.26		0.073		1		1.15		0.38		0.19		0.2		0.15		0.17		0.13		0.13		0.15		0.14	
Chloride	260		103		250		236		128		125		131		103		107		65.5		64		66.5		65	

Well	MW-31MI		MW-31ML		MW-31ML **		MW-31ML		MW-31ML		MW-31ML		MW-31ML		MW-33GL		MW-33MI		MW-33ML		MW-35GL		MW-37ML		MW-38MI	
Sample Date	07/13/2016		10/13/2016		10/13/2016		1/14/2016		04/27/2016		07/13/2016		10/13/2016		04/29/2016		04/29/2016		04/29/2016		10/13/2016		07/11/2016		07/12/2016	
Sample ID	MW-31MI-XX		MW-31MI-XX		MW-500-XX		MW-31ML-XX		MW-31ML-XX		MW-31ML-XX		MW-31ML-XX		MW-33GL-XX		MW-33MI-XX		MW-33ML-XX		MW-35GL-XX		MW-37ML-XX		MW-38MI-XX	
Laboratory Sample ID	460-117087-18		460-122092-7		460-122092-3		460-107721-4		460-113008-8		460-117087-19		460-122092-9		460-113053-2		460-113053-1		460-113049-18		460-122092-10		460-117039-14		460-117039-20	
Inorganic Compounds (mg/L)	Result	Qualifier	Result	Qualifier	Result	Qualifier	Result	Qualifier	Result	Qualifier	Result	Qualifier	Result	Qualifier	Result	Qualifier	Result	Qualifier	Result	Qualifier	Result	Qualifier	Result	Qualifier	Result	Qualifier
Bromide	0.14		0.091		0.078		0.039		0.039		0.039		0.00045	U	0.00045	U	0.047		0.14		0.41		0.045		0.063	
Chloride	66.5		91.0		89.0		12		48.5		27.5		11.5		20		77		125		145		35		57	

Well	MW-38ML		MW-38MU		MW-39MI		MW-39ML		MW-39MU		MW-43MU		MW-43MU		MW-43MU		MW-43MU		MW-43MI		MW-43MI		MW-43MI		MW-43MI**	
Sample Date	07/12/2016		07/14/2016		07/07/2016		07/08/2016		07/07/2016		1/14/2016		04/28/2016		07/11/2016		10/13/2016		1/14/2016		04/28/2016		07/11/2016		07/11/2016	
Sample ID	MW-38ML-XX		MW-38MU-XX		MW-39MI-XX		MW-39ML-XX		MW-39MU-XX		MW-43MU-XX		MW-43MU-XX		MW-43MU-XX		MW-43MU-XX		MW-43MI-XX		MW-43MI-XX		MW-43MI-XX		MW-500XX	
Laboratory Sample ID	460-117039-19		460-117082-3		460-116748-19		460-116748-26		460-116748-20		460-107721-8		460-113049-10		460-117039-15		460-122092-11		460-107721-7		460-113049-9		460-117039-13		460-117039-11	
Inorganic Compounds (mg/L)	Result	Qualifier	Result	Qualifier	Result	Qualifier	Result	Qualifier	Result	Qualifier	Result	Qualifier	Result	Qualifier	Result	Qualifier	Result	Qualifier	Result	Qualifier	Result	Qualifier	Result	Qualifier	Result	Qualifier
Bromide	0.044		0.07		0.12		0.12		0.07		0.074		0.079		0.039		0.00045	U	0.037		0.096		0.027		0.026	
Chloride	38.5		392		100		73.5		120		12.5		12.5		11		14.5		12		34		11.5		11	

Well	MW-43MI		MW-45MU		MW-45MU		MW-45MI		MW-45MI		MW-45MI**		MW-46MI		MW-46MI		MW-46MI		MW-46MI**		MW-46MI		MW-46ML		MW-46ML	
Sample Date	10/13/2016		04/27/2016		07/12/2016		04/27/2016		07/12/2016		07/12/2016		1/15/2016		04/28/2016		07/13/2016		07/13/2016		10/13/2016		1/15/2016		04/28/2016	
Sample ID	MW-43MI-XX		MW-45MU-XX		MW-45MU-XX		MW-45MI-XX		MW-45MI-XX		MW-501-XX		MW-46MI-XX		MW-46MI-XX		MW-46MI-XX		MW-502-XX		MW-46MI-XX		MW-46ML-XX		MW-46ML-XX	
Laboratory Sample ID	460-122092-12		460-113049-7		460-117087-1		460-113049-6		460-117039-22		460-117039-18		460-107718-3		460-113049-15		460-117087-15		460-117087-14		460-122110-2		460-107718-2		460-113049-14	
Inorganic Compounds (mg/L)	Result	Qualifier	Result	Qualifier	Result	Qualifier	Result	Qualifier	Result	Qualifier	Result	Qualifier	Result	Qualifier	Result	Qualifier	Result	Qualifier	Result	Qualifier	Result	Qualifier	Result	Qualifier	Result	Qualifier
Bromide	0.00045	U	0.21		0.19		0.051		0.034		0.032		0.061		0.063		0.076	J	0.056	J	0.00045	U	0.019		0.018	
Chloride	10.5		100		93		21		17.5		17.5		20		20		22.5		22.5		22.0		6.5		7	

TABLE 3-4
2016 Groundwater Analytical Results - Bromide and Chloride
Former Unisys Facility
Lake Success, New York

Well	MW-46ML		MW-46ML		MW-48MI		MW-48ML		MW-49MI		MW-49MI		MW-49ML		MW-49ML		N5099		N5099		N5099		N5099		N5535	
Sample Date	07/13/2016		10/13/2016		11/1/2016		11/1/2016		04/28/2016		07/11/2016		04/28/2016		07/11/2016		1/15/2016		04/29/2016		07/13/2016		10/14/2016		04/28/2016	
Sample ID	MW-46ML-XX		MW-46ML-XX		MW-48MI-XX		MW-48ML-XX		MW-49MI-XX		MW-49MI-XX		MW-49ML-XX		MW-49ML-XX		SW-N5099-XX		SW-N5099-XX		SW-5099-XX		460-122092-17		IW-N5535-XX	
Laboratory Sample ID	460-117087-16		460-122110-3		460-123207-3		460-123207-4		460-113049-12		460-117039-8		460-113049-13		460-117039-9		460-107721-12		460-113049-21		460-117087-12		SW-N5099-XX		460-113049-11	
Inorganic Compounds (mg/L)	Result	Qualifier	Result	Qualifier	Result	Qualifier	Result	Qualifier	Result	Qualifier	Result	Qualifier	Result	Qualifier	Result	Qualifier	Result	Qualifier	Result	Qualifier	Result	Qualifier	Result	Qualifier	Result	Qualifier
Bromide	0.018		0.00045	U	0.00045	UR	0.00045	U	0.18		0.14		0.075		0.05		0.2		0.045		0.037		0.00045	U	0.18	
Chloride	5.5		6.0		126		1150		61.5		59		18.5		16.5		25		32.5		22.5		13.5		70	

Well	N5535		N12999		N12999		N12999		N13000		N13000		N13000		N13000		N13221		N13266		N13821		N13821		N13889	
Sample Date	07/11/2016		1/15/2016		07/12/2016		10/14/2016		1/15/2016		04/29/2016		07/12/2016		10/14/2016		07/07/2016		07/07/2016		04/29/2016		07/12/2016		04/27/2016	
Sample ID	IW-N5535-XX		SW-N12999-XX		SW-N12999-XX		460-122092-15		SW-N13000-XX		SW-N13000-XX		SW-N13000-XX		460-122092-16		IW-N13221-XX		IW-N13266-XX		SW-N13821-XX		SW-13821-XX		IW-N13889-XX	
Laboratory Sample ID	460-117039-12		460-107721-11		460-117087-3		SW-N12999-XX		460-107721-10		460-113049-20		460-117087-4		SW-N13000-XX		460-116748-2		460-116748-3		460-113049-19		460-117087-5		460-113008-7	
Inorganic Compounds (mg/L)	Result	Qualifier	Result	Qualifier	Result	Qualifier	Result	Qualifier	Result	Qualifier	Result	Qualifier	Result	Qualifier	Result	Qualifier	Result	Qualifier	Result	Qualifier	Result	Qualifier	Result	Qualifier	Result	Qualifier
Bromide	0.15		0.14		0.067		0.11		0.066		0.14		0.034		0.0036		0.32		0.13		0.13		0.035		1.43	
Chloride	71		65		46.5		70.0		35		36		19		35.0		170		170		48.5		59.5		342	

Well	N13889		EW-1		RW-100		RW-1RD		RW-1RS	
Sample Date	07/07/2016		04/26/2016		04/26/2016		04/26/2016		04/26/2016	
Sample ID	IW-N13889-XX		EW-EW1-XX		RW-RW100-XX		RW-RW1RD-XX		RW-RW1RS-XX	
Laboratory Sample ID	460-116748-4		460-113008-3		460-113008-6		460-113008-4		460-113008-5	
Inorganic Compounds (mg/L)	Result	Qualifier	Result	Qualifier	Result	Qualifier	Result	Qualifier	Result	Qualifier
Bromide	0.62		0.22		0.17		0.1		0.3	
Chloride	280		240		114		135		286	

Notes:
Bromide analyzed via Method EPA 300
Chloride analyzed via SM 4500 B

Acronyms:
mg/L - milligrams per liter
ID - identification
NA - not analyzed
** - duplicate sample

Qualifiers
U - compound not detected above the indicated method reporting limit
J - Result is less than the Reporting Limit but greater than or equal to the Method Detection Limit and the concentration is an approximate value

FIGURES

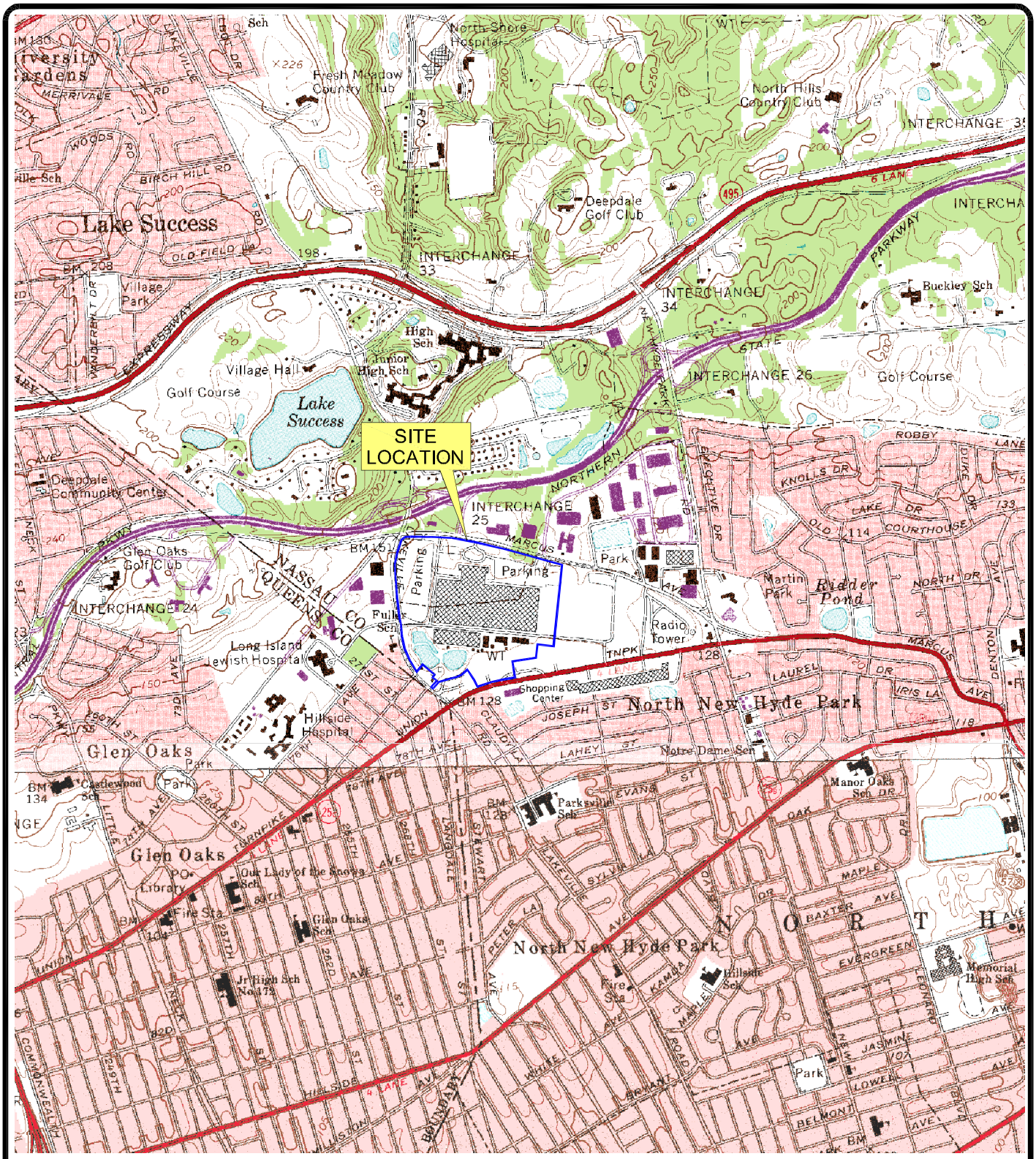

SOURCES: U.S.G.S TOPOGRAPHIC SERIES (NY)
SEA CLIFF, DATED 1968, PHOTOREVISED 1979
HORIZONTAL DATUM: NAD1927, VERTICAL DATUM: NGVD1929
LATITUDE: 040° 45' 22.07"N, LONGITUDE: 073° 41' 53.55"W

0 2000 4000
SCALE IN FEET

PROJECT:	Lockheed Martin Corporation Former Unisys Facility
LOCATION:	Lake Success, New York
TITLE:	SITE LOCATION MAP

TETRA TECH

APPROVED	SF	FIGURE
DRAFTED	CP	1-1
PROJECT#	117-0507642	
DATE	2-18-16	

P:\ACAD\0507-945-LOCK\0507642020A.DWG

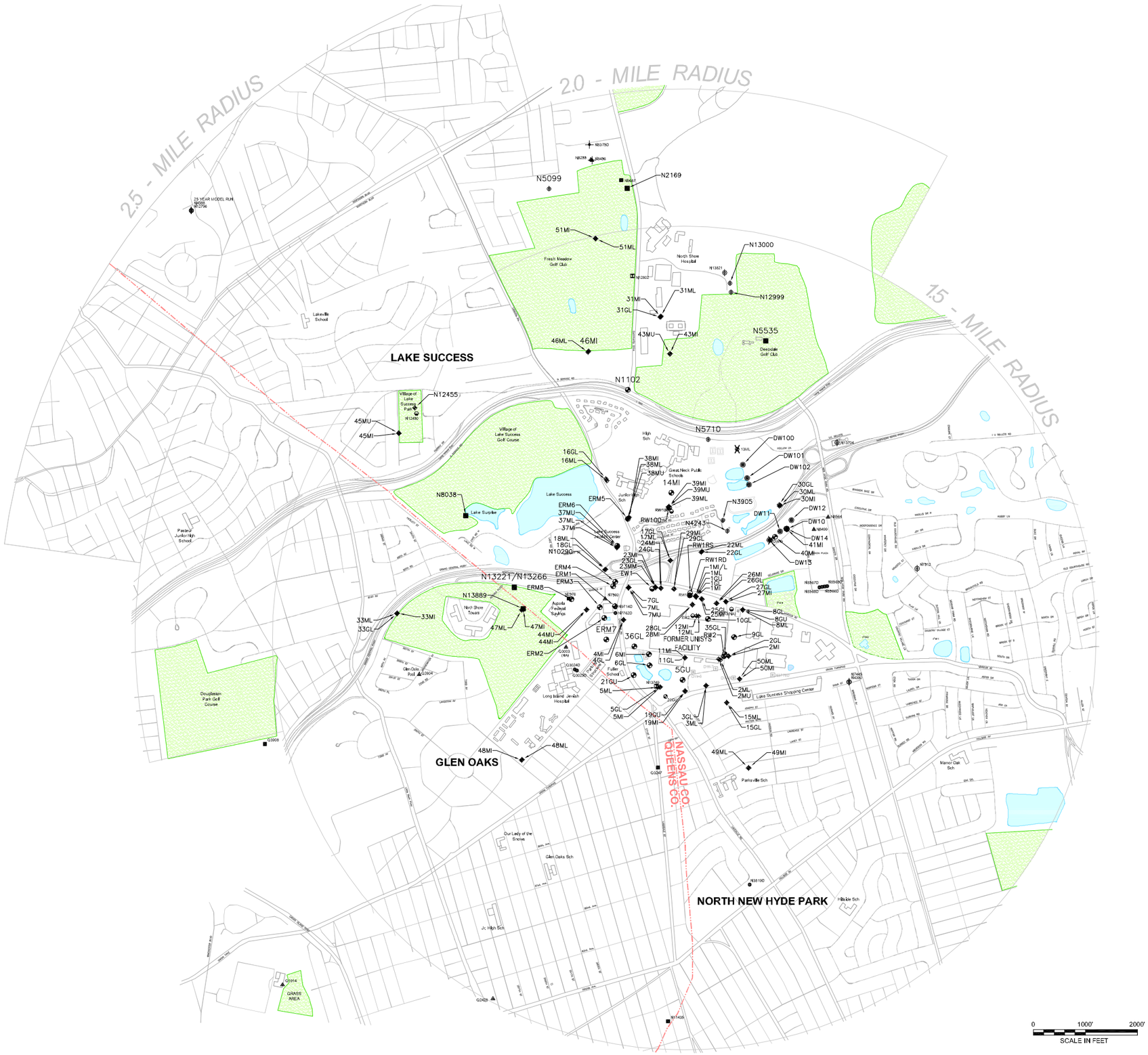

LEGEND:

- BODY OF WATER
- GOLF COURSE OR PARK
- MONITORING WELL CLUSTER
- MONITORING WELL
- SITE EXTRACTION OR RECOVERY WELL
- REMEDIATION SYSTEM DIFFUSION WELL
- DOMESTIC WELL
- MUNICIPAL SUPPLY WELL
- NON-MUNICIPAL SUPPLY WELL
- NON-MUNICIPAL IRRIGATION WELL
- NON-MUNICIPAL DIFFUSION WELL
- LOCATION ABANDONED/DESTROYED
- LOCATION OF FORMER ONSITE DIFFUSION WELLS
- LLOYD AQUIFER MONITORING WELL
- LLOYD AQUIFER MUNICIPAL SUPPLY WELL
- ABANDONED LLOYD AQUIFER MUNICIPAL SUPPLY WELL
- LLOYD AQUIFER NON-MUNICIPAL SUPPLY WELL
- LLOYD AQUIFER NON-MUNICIPAL DIFFUSION WELL
- (NA) NOT ACCESSIBLE

PROJECT: Lockheed Martin Corporation
Former Unisys Facility

LOCATION: Lake Success, New York

TITLE: WELLS LOCATED WITHIN A 1.5-MILE, 2-MILE, AND 2.5-MILE RADIUS OF THE FORMER UNISYS FACILITY

TETRA TECH

APPROVED	SF	FIGURE
DRAFTED	CP	2-1
PROJECT#	117-0507642	
DATE	2-18-16	

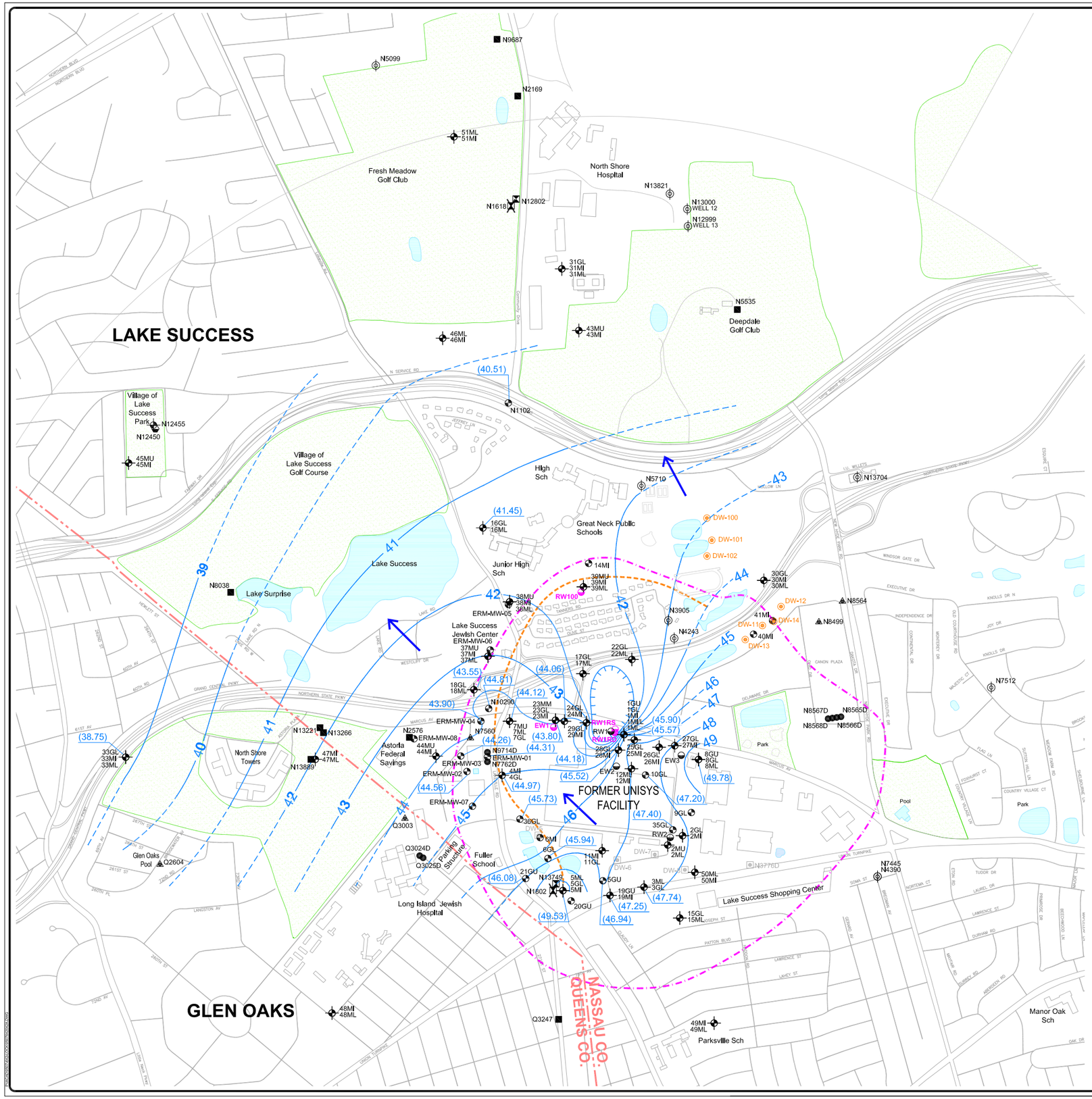

LEGEND:

- BODY OF WATER
- GOLF COURSE OR PARK
- MONITORING WELL CLUSTER
- MONITORING WELL
- ACTIVE SITE EXTRACTION OR RECOVERY WELL
- INACTIVE SITE EXTRACTION OR RECOVERY WELL
- REMEDIATION SYSTEM DIFFUSION WELL
- DOMESTIC WELL
- MUNICIPAL SUPPLY WELL
- NON-MUNICIPAL SUPPLY WELL
- NON-MUNICIPAL IRRIGATION WELL
- NON-MUNICIPAL DIFFUSION WELL
- LOCATION ABANDONED/DESTROYED
- LLOYD AQUIFER MONITORING WELL
- LLOYD AQUIFER MUNICIPAL SUPPLY WELL
- ABANDONED LLOYD AQUIFER MUNICIPAL SUPPLY WELL
- LLOYD AQUIFER NON-MUNICIPAL SUPPLY WELL
- LLOYD AQUIFER NON-MUNICIPAL DIFFUSION WELL
- LOCATION OF FORMER ONSITE DIFFUSION WELLS
- (NA) NOT ACCESSIBLE
- 46 GROUNDWATER ELEVATION CONTOUR (FEET ABOVE MEAN SEA LEVEL (MSL))
- (41.45) WATER LEVEL ELEVATION (FEET ABOVE MSL)
- DIRECTION OF GROUNDWATER FLOW
- ESTIMATED EXTENT OF CAPTURE ZONE IN THE UPPER GLACIAL AQUIFER
- SIMULATED EXTENT OF CAPTURE ZONE IN THE UPPER GLACIAL AQUIFER

DEFINITIONS:

GU - WELL SCREENED IN UPPER GLACIAL AQUIFER. BOTTOM OF UPPER GLACIAL AQUIFER AT APPROX. -20 FEET MSL
GL - WELL SCREENED IN UPPER GLACIAL AQUIFER. BOTTOM OF UPPER GLACIAL AQUIFER AT APPROX. -20 FEET MSL
MU - WELL SCREENED IN UPPER PORTION OF MAGOTHY AQUIFER. UPPER MAGOTHY RANGES FROM APPROX. -20 TO -110 FEET MSL
MI - WELL SCREENED IN MIDDLE PORTION OF MAGOTHY AQUIFER. MIDDLE MAGOTHY RANGES FROM APPROX. -110 TO -200 FEET MSL
ML - WELL SCREENED IN LOWER PORTION OF MAGOTHY AQUIFER. LOWER MAGOTHY RANGES FROM APPROX. -200 TO TOP OF UNDERLYING RARITAN CLAY

NOTES:

1. THE FOLLOWING ON-SITE EXTRACTION AND RECOVERY WELLS WITHDRAW FROM THE INDICATED AQUIFERS:
   UPPER GLACIAL AND UPPER PORTION OF THE MAGOTHY - RW1RS
   UPPER AND MIDDLE PORTION OF THE MAGOTHY - RW1RD
   UPPER PORTION OF THE MAGOTHY - EW1
2. THE FOLLOWING OFF-SITE RECOVERY WELL WITHDRAWS FROM THE INDICATED AQUIFERS:
   UPPER AND MIDDLE PORTION OF THE MAGOTHY - RW100
3. THE FOLLOWING OFF-SITE MUNICIPAL SUPPLY WELLS WHEN PUMPING WITHDRAW FROM THE INDICATED AQUIFERS:
   UPPER PORTION OF THE MAGOTHY - N3905 AND N4243
   UPPER AND MIDDLE PORTIONS OF THE MAGOTHY - N12999 AND N13000
   MIDDLE AND BASAL PORTION OF THE MAGOTHY - N5710
   MIDDLE PORTION OF THE MAGOTHY - N4390
   BASAL PORTION OF THE MAGOTHY - N7445 AND N7512
4. THE FOLLOWING OFF-SITE NON-MUNICIPAL SUPPLY WELLS WITHDRAW FROM THE INDICATED AQUIFERS WHEN PUMPING:
   UPPER GLACIAL - GLEN OAKS POOL, N2219, N3756, N4202, AND Q3247
   UPPER GLACIAL AND UPPER PORTION OF THE MAGOTHY - Q1908
   UPPER GLACIAL AND UPPER AND MIDDLE PORTION OF THE MAGOTHY - N8499 AND N8564
   UPPER PORTION OF THE MAGOTHY - N7560, N8211, AND Q1909
   UPPER AND MIDDLE PORTION OF THE MAGOTHY - N8499
   MIDDLE PORTION OF THE MAGOTHY - N11048 AND Q3003
   BASAL PORTION OF THE MAGOTHY - N8358
5. THE FOLLOWING OFF-SITE NON-MUNICIPAL DIFFUSION WELLS RECHARGE TO THE INDICATED AQUIFER WHEN OPERATING:
   UPPER GLACIAL - N2220D, N4203D, N7762D, N8787D AND N9714D
   UPPER GLACIAL AND UPPER PORTION OF THE MAGOTHY - Q3024D
   UPPER PORTION OF THE MAGOTHY - Q3025D AND N8568D
   UPPER AND MIDDLE PORTION OF THE MAGOTHY - N8565D, N8566D, AND N8567D
   MIDDLE PORTION OF THE MAGOTHY - N9876D, N9877D, N11080 AND N11081D
   MIDDLE AND BASAL PORTION OF THE MAGOTHY - DW11, DW12, DW-13, DW100, N8372D AND N8373D
   BASAL PORTION OF THE MAGOTHY - DW101, DW102, AND N8358
6. ACTIVE PUMPING OF MUNICIPAL WATER SUPPLY WELLS N12999, N13000, N13821, AND N5099 LOCATED NORTH OF THE SITE WAS CONSIDERED DURING THE CONSTRUCTION OF THE POTENTIOMETRIC SURFACE MAPS AND IS REFLECTED IN THE GROUNDWATER ELEVATION CONTOURS DISPLAYED ON FIGURES 3-1 THROUGH 3-8.
7. EW-1 PUMPING AT 350 GPM
   RW-1RS PUMPING AT 240 GPM
   RW-1RD PUMPING AT 140 GPM
   RW-100 PUMPINH AT 500 GPM
8. DW-11 RECHARGING AT 175 GPM
   DW-12 RECHARGING AT 160 GPM
   DW-13 RECHARGING AT 200 GPM
   DW-14 RECHARGING AT 200 GPM
   DW-100 RECHARGING AT 240 GPM
   DW-101 RECHARGING AT 0 GPM
   DW-102 RECHARGING AT 250 GPM

0 600 1200
SCALE IN FEET

PROJECT:	Lockheed Martin Corporation Former Unisys Facility
LOCATION:	Lake Success, New York
TITLE:	POTENTIOMETRIC SURFACE CONFIGURATION OF THE UPPER GLACIAL AQUIFER APRIL 2016

TETRA TECH

APPROVED	SF	FIGURE
DRAFTED	CP	3-1
PROJECT#	117-0507642	
DATE	1-11-17	

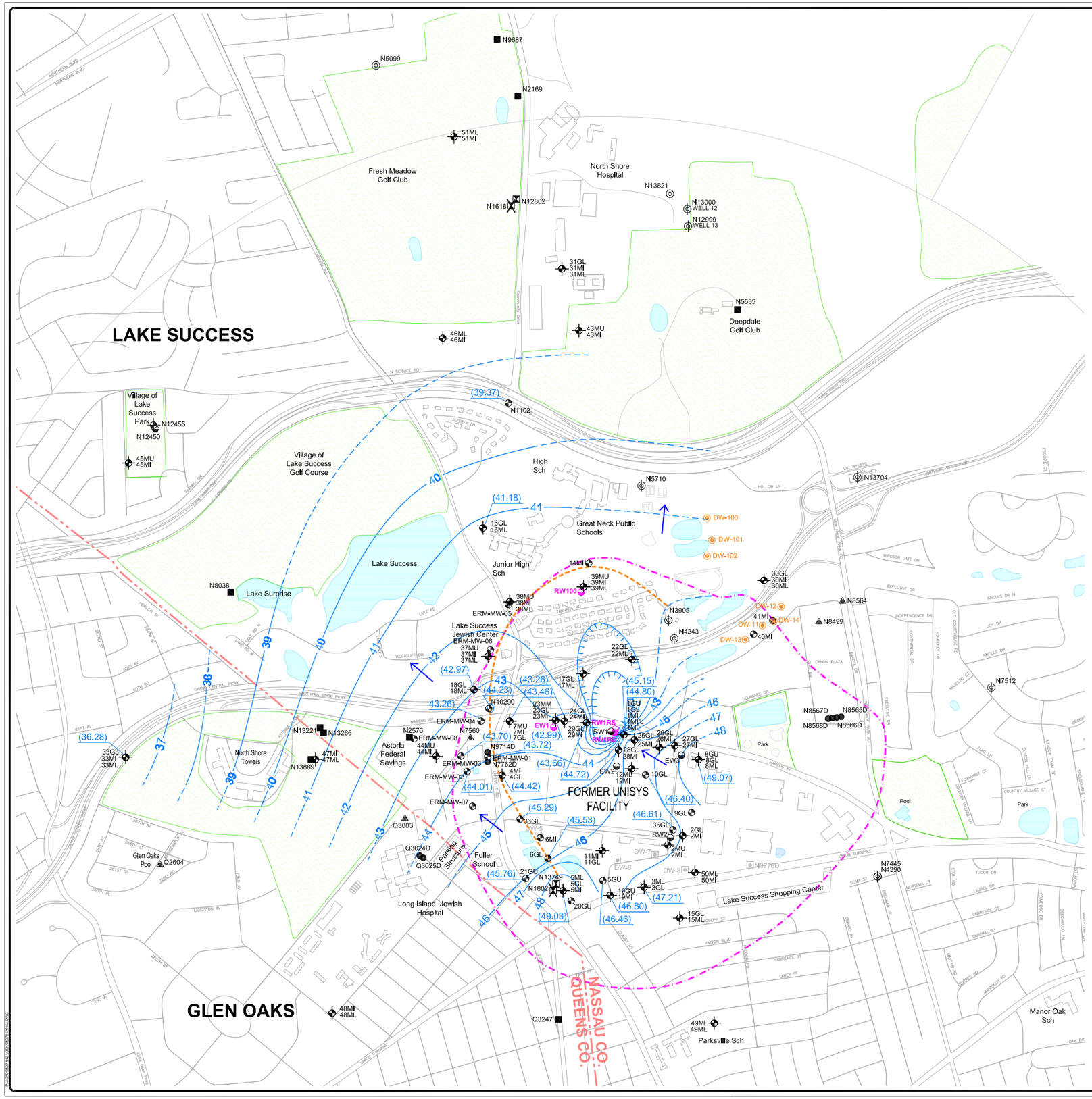
LAKE SUCCESS
GLEN OAKS
Fresh Meadow Golf Club
North Shore Hospital
Deepdale Golf Club
Village of Lake Success Park
Village of Lake Success Golf Course
Lake Success
Lake Surprise
High Sch
Great Neck Public Schools
Junior High Sch
Lake Success Jewish Center
Astoria Federal Savings
North Shore Towers
FORMER UNISYS FACILITY
Parking Structure
Fuller School
Long Island Jewish Hospital
Glen Oaks Pool
Lake Success Shopping Center
Park
Pool
Manor Oak Sch
Parksville Sch
NASSAU CO.
QUEENS CO.
RW100
RW1RS
RW1RD
EW1
EW2
EW3
DW-100
DW-101
DW-102
DW-11
DW-12
DW-13
DW-14
DW-6
DW-7
DW-8
N9687
N5099
N2169
51ML
51MI
N1618
N12802
N13821
N13000
WELL 12
N12999
WELL 13
31GL
31MI
31ML
46ML
46MI
43MU
43MI
N5535
N1102
(39.37)
N12455
N12450
45MU
45MI
N5710
(41.18)
16GL
16ML
14MI
39MU
39MI
39ML
38MU
38MI
38ML
ERM-MW-05
ERM-MW-06
37MU
37MI
37ML
N3905
N4243
22GL
22ML
N13704
N8564
N8499
41MI
40MI
N7512
N8567D
N8565D
N8568D
N8566D
N8358
N9876D
N8038
N13221
N13266
N13889
47MI
47ML
33GL
33MI
33ML
(36.28)
(42.97)
(43.26)
(43.23)
(43.46)
(43.26)
(45.15)
(44.80)
(43.70)
(42.99)
(43.72)
(43.66)
(44.72)
(44.01)
(44.42)
(45.29)
(45.53)
(46.61)
(46.40)
(49.07)
(45.76)
(47.21)
(46.80)
(46.46)
(49.03)
18GL
18ML
N10290
23MM
23GL
23ML
24GL
24ML
17GL
17ML
7MU
7ML
7GL
29GL
29MI
25GL
25ML
26GL
26MI
27GL
27MI
28GL
28MI
8GU
8GL
8ML
10GL
9GL
35GL
2GL
2ML
2MU
2ML
11MI
11GL
5GU
19GU
19MI
3ML
3GL
15GL
15ML
30GL
30ML
30ML
N2576
N7560
N9714D
N7762D
4MI
4GL
44MU
44MI
ERM-MW-04
ERM-MW-08
ERM-MW-01
ERM-MW-03
ERM-MW-02
ERM-MW-07
Q3003
Q3024D
Q3025D
Q2604
36GL
6MI
6GL
21GU
N13749
N1802
5ML
5GL
5MI
20GU
Q3247
48MI
48ML
49MI
49ML
N7445
N4390
N7560
N8211
Q1909
N8499
N11048
Q3003
N8358
N9876D
N11080
N11081D
N8372D
N8373D
N8358
N8567D
N8565D
N8566D
N8568D
N8358
N9876D
N9877D
N11080
N11081D
N8372D
N8373D
N8358
N8358
N8358

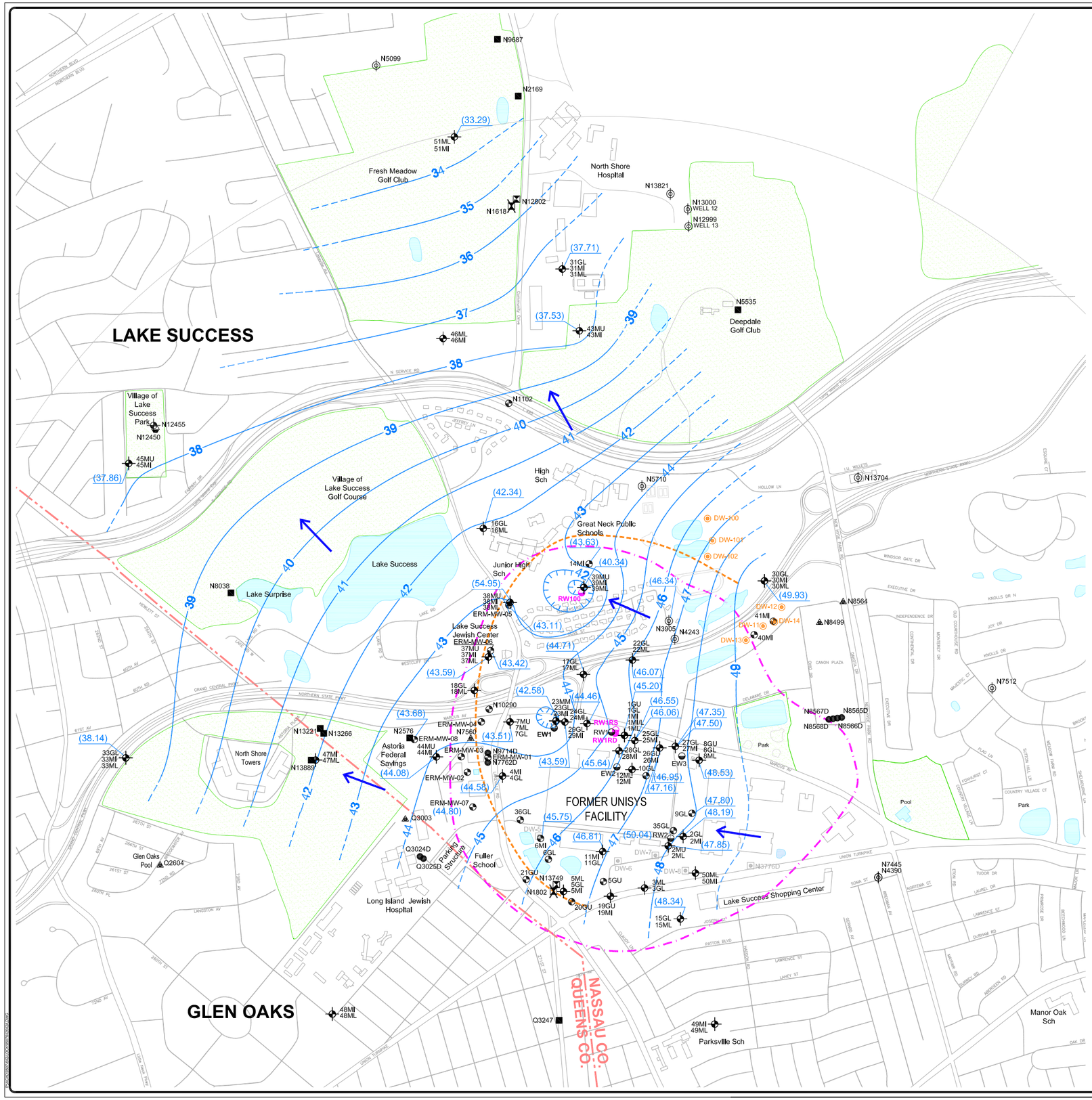
LAKE SUCCESS
GLEN OAKS
Fresh Meadow Golf Club
North Shore Hospital
Deepdale Golf Club
Village of Lake Success Park
Village of Lake Success Golf Course
Lake Success
Lake Surprise
High Sch
Great Neck Public Schools
Junior High Sch
Lake Success Jewish Center
Astoria Federal Savings
North Shore Towers
FORMER UNISYS FACILITY
Fuller School
Long Island Jewish Hospital
Glen Oaks Pool
Lake Success Shopping Center
Parksville Sch
Manor Oak Sch
Park
Pool
NASSAU CO
QUEENS CO
N9687
N5099
N2169
51ML
51MI
N12802
N1618
N13821
N13000
WELL 12
N12999
WELL 13
31GL
31MI
31ML
N5535
46ML
46MI
43MU
43MI
N1102
N12455
N12450
45MU
45MI
N5710
N13704
16GL
16ML
14MI
39MU
39MI
39ML
RW100
DW-100
DW-101
DW-102
30GL
30MI
30ML
N8564
N8499
N3905
N4243
38MU
38MI
38ML
ERM-MW-05
ERM-MW-06
37MU
37MI
37ML
17GL
17ML
22GL
22ML
18GL
18ML
N10290
23MU
23GL
23MI
24GL
24ML
29GL
29MI
EW1
RW1RS
RW1RD
RW1
1GU
1GL
1MI
1ML/L
1ML
25GL
25MI
27GL
27MI
8GU
8GL
8ML
28GL
28MI
26GL
26MI
EW3
10GU
12MI
12ML
EW2
N8567D
N8565D
N8568D
N8566D
N7512
N2576
ERM-MW-04
N7560
7MU
7ML
7GL
ERM-MW-08
44MU
44ML
ERM-MW-03
N9714D
ERM-MW-01
N7762D
4MI
4GL
ERM-MW-02
ERM-MW-07
N13221
N13266
47MI
47ML
N13889
33GL
33MI
33ML
Q3003
36GL
6MI
6GL
DW-5
DW-7
DW-8
11MI
11GL
21GU
N13749
N1802
5ML
5GL
5MI
20GU
19GU
19MI
5GU
9GL
35GL
RW2
2GL
2MI
2MU
50ML
50MI
9ML
3GL
15GL
15ML
N3776D
N7445
N4390
Q3024D
Q3025D
Parking Structure
Q2604
Q3247
48MI
48ML
49MI
49ML
N8038
N5099
N9687
N2169
N13000
N12999
N5535
N5710
N13704
N8564
N8499
N7512
N7445
N4390
N3905
N4243
N3776D
N8567D
N8565D
N8568D
N8566D
N8358
N11048
N11081
N8372D
N8787D
N9876D
N9877D
N2220D
N4203D
N2246
N2247
N3246
N3247
N3248
N3249
N3250
N3251
N3252
N3253
N3254
N3255
N3256
N3257
N3258
N3259
N3260
N3261
N3262
N3263
N3264
N3265
N3266
N3267
N3268
N3269
N3270
N3271
N3272
N3273
N3274
N3275
N3276
N3277
N3278
N3279
N3280
N3281
N3282
N3283
N3284
N3285

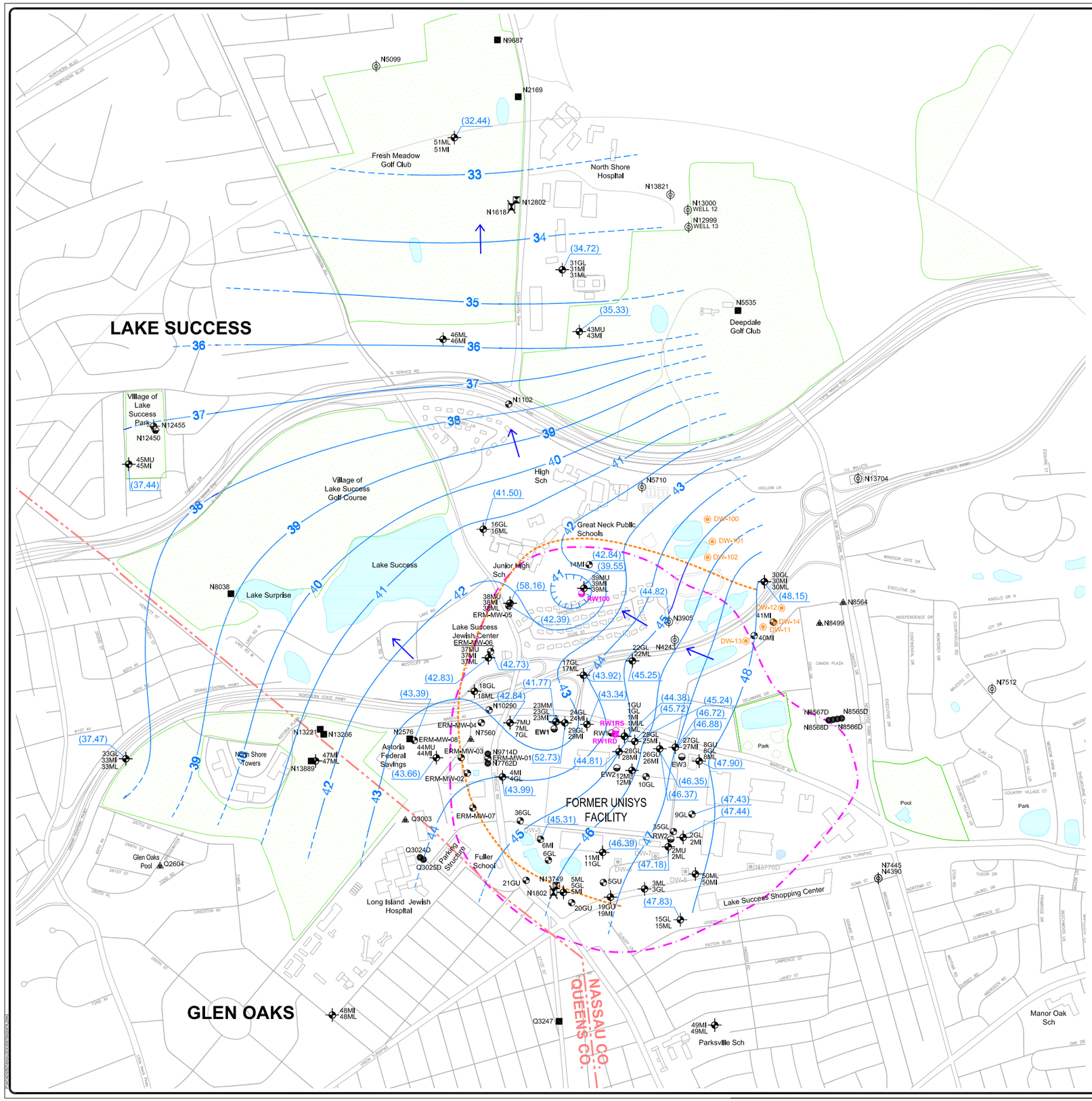

LEGEND:

- BODY OF WATER
- GOLF COURSE OR PARK
- MONITORING WELL CLUSTER
- MONITORING WELL
- ACTIVE SITE EXTRACTION OR RECOVERY WELL
- INACTIVE SITE EXTRACTION OR RECOVERY WELL
- REMEDIATION SYSTEM DIFFUSION WELL
- DOMESTIC WELL
- MUNICIPAL SUPPLY WELL
- NON-MUNICIPAL SUPPLY WELL
- NON-MUNICIPAL IRRIGATION WELL
- NON-MUNICIPAL DIFFUSION WELL
- LOCATION ABANDONED/DESTROYED
- LLOYD AQUIFER MONITORING WELL
- LLOYD AQUIFER MUNICIPAL SUPPLY WELL
- ABANDONED LLOYD AQUIFER MUNICIPAL SUPPLY WELL
- LLOYD AQUIFER NON-MUNICIPAL SUPPLY WELL
- LLOYD AQUIFER NON-MUNICIPAL DIFFUSION WELL
- LOCATION OF FORMER ONSITE DIFFUSION WELLS
- (NA) NOT ACCESSIBLE
- 46 GROUNDWATER ELEVATION CONTOUR (FEET ABOVE MEAN SEA LEVEL (MSL))
- (41.45) WATER LEVEL ELEVATION (FEET ABOVE MSL)
- DIRECTION OF GROUNDWATER FLOW
- ESTIMATED EXTENT OF CAPTURE ZONE IN THE UPPER MAGOTHY AQUIFER
- SIMULATED EXTENT OF CAPTURE ZONE IN THE UPPER MAGOTHY AQUIFER

DEFINITIONS:

GU - WELL SCREENED IN UPPER GLACIAL AQUIFER. BOTTOM OF UPPER GLACIAL AQUIFER AT APPROX. -20 FEET MSL
GL - WELL SCREENED IN UPPER GLACIAL AQUIFER. BOTTOM OF UPPER GLACIAL AQUIFER AT APPROX. -20 FEET MSL
MU - WELL SCREENED IN UPPER PORTION OF MAGOTHY AQUIFER. UPPER MAGOTHY RANGES FROM APPROX. -20 TO -110 FEET MSL
MI - WELL SCREENED IN MIDDLE PORTION OF MAGOTHY AQUIFER. MIDDLE MAGOTHY RANGES FROM APPROX. -110 TO -200 FEET MSL
ML - WELL SCREENED IN LOWER PORTION OF MAGOTHY AQUIFER. LOWER MAGOTHY RANGES FROM APPROX. -200 TO TOP OF UNDERLYING RARITAN CLAY

NOTES:

1. THE FOLLOWING ON-SITE EXTRACTION AND RECOVERY WELLS WITHDRAW FROM THE INDICATED AQUIFERS:
   UPPER GLACIAL AND UPPER PORTION OF THE MAGOTHY - RW1RS
   UPPER AND MIDDLE PORTION OF THE MAGOTHY - RW1RD
   UPPER PORTION OF THE MAGOTHY - EW1
2. THE FOLLOWING OFF-SITE RECOVERY WELL WITHDRAWS FROM THE INDICATED AQUIFERS:
   UPPER AND MIDDLE PORTION OF THE MAGOTHY - RW100
3. THE FOLLOWING OFF-SITE MUNICIPAL SUPPLY WELLS WHEN PUMPING WITHDRAW FROM THE INDICATED AQUIFERS:
   UPPER PORTION OF THE MAGOTHY - N3905 AND N4243
   UPPER AND MIDDLE PORTIONS OF THE MAGOTHY - N12999 AND N13000
   MIDDLE AND BASAL PORTION OF THE MAGOTHY - N5710
   MIDDLE PORTION OF THE MAGOTHY - N4390
   BASAL PORTION OF THE MAGOTHY - N7445 AND N7512
4. THE FOLLOWING OFF-SITE NON-MUNICIPAL SUPPLY WELLS WITHDRAW FROM THE INDICATED AQUIFERS WHEN PUMPING:
   UPPER GLACIAL - GLEN OAKS POOL, N2219, N3756, N4202, AND Q3247
   UPPER GLACIAL AND UPPER PORTION OF THE MAGOTHY - Q1908
   UPPER GLACIAL AND UPPER AND MIDDLE PORTION OF THE MAGOTHY - N8499 AND N8564
   UPPER PORTION OF THE MAGOTHY - N7560, N8211, AND Q1909
   UPPER AND MIDDLE PORTION OF THE MAGOTHY - N8499
   MIDDLE PORTION OF THE MAGOTHY - N11048 AND Q3003
   BASAL PORTION OF THE MAGOTHY - N8358
5. THE FOLLOWING OFF-SITE NON-MUNICIPAL DIFFUSION WELLS RECHARGE TO THE INDICATED AQUIFER WHEN OPERATING:
   UPPER GLACIAL - N2220D, N4203D, N7762D, N8787D AND N9714D
   UPPER GLACIAL AND UPPER PORTION OF THE MAGOTHY - Q3024D
   UPPER PORTION OF THE MAGOTHY - Q3025D AND N8568D
   UPPER AND MIDDLE PORTION OF THE MAGOTHY - N8565D, N8566D, AND N8567D
   MIDDLE PORTION OF THE MAGOTHY - N9876D, N9877D, N11080 AND N11081D
   MIDDLE AND BASAL PORTION OF THE MAGOTHY - DW11, DW12, DW-13, DW100, N8372D AND N8373D
   BASAL PORTION OF THE MAGOTHY - DW101, DW102, AND N8358
6. ACTIVE PUMPING OF MUNICIPAL WATER SUPPLY WELLS N12999, N13000, N13821, AND N5099 LOCATED NORTH OF THE SITE WAS CONSIDERED DURING THE CONSTRUCTION OF THE POTENTIOMETRIC SURFACE MAPS AND IS REFLECTED IN THE GROUNDWATER ELEVATION CONTOURS DISPLAYED ON FIGURES 3-1 THROUGH 3-8.
7. EW-1 PUMPING AT 350 GPM
   RW-1RS PUMPING AT 250 GPM
   RW-1RD PUMPING AT 140 GPM
   RW-100 PUMPING AT 500 GPM
8. DW-11 RECHARGING AT 200 GPM
   DW-12 RECHARGING AT 140 GPM
   DW-13 RECHARGING AT 200 GPM
   DW-14 RECHARGING AT 200 GPM
   DW-100 RECHARGING AT 230 GPM
   DW-101 RECHARGING AT 0 GPM
   DW-102 RECHARGING AT 250 GPM

0 600 1200
SCALE IN FEET

PROJECT:	Lockheed Martin Corporation Former Unisys Facility
LOCATION:	Lake Success, New York
TITLE:	POTENTIOMETRIC SURFACE CONFIGURATION OF THE UPPER MAGOTHY AQUIFER JULY 2016

TETRA TECH

APPROVED	SF	FIGURE
DRAFTED	CP	3-4
PROJECT#	117-0507642	
DATE	1-11-17	

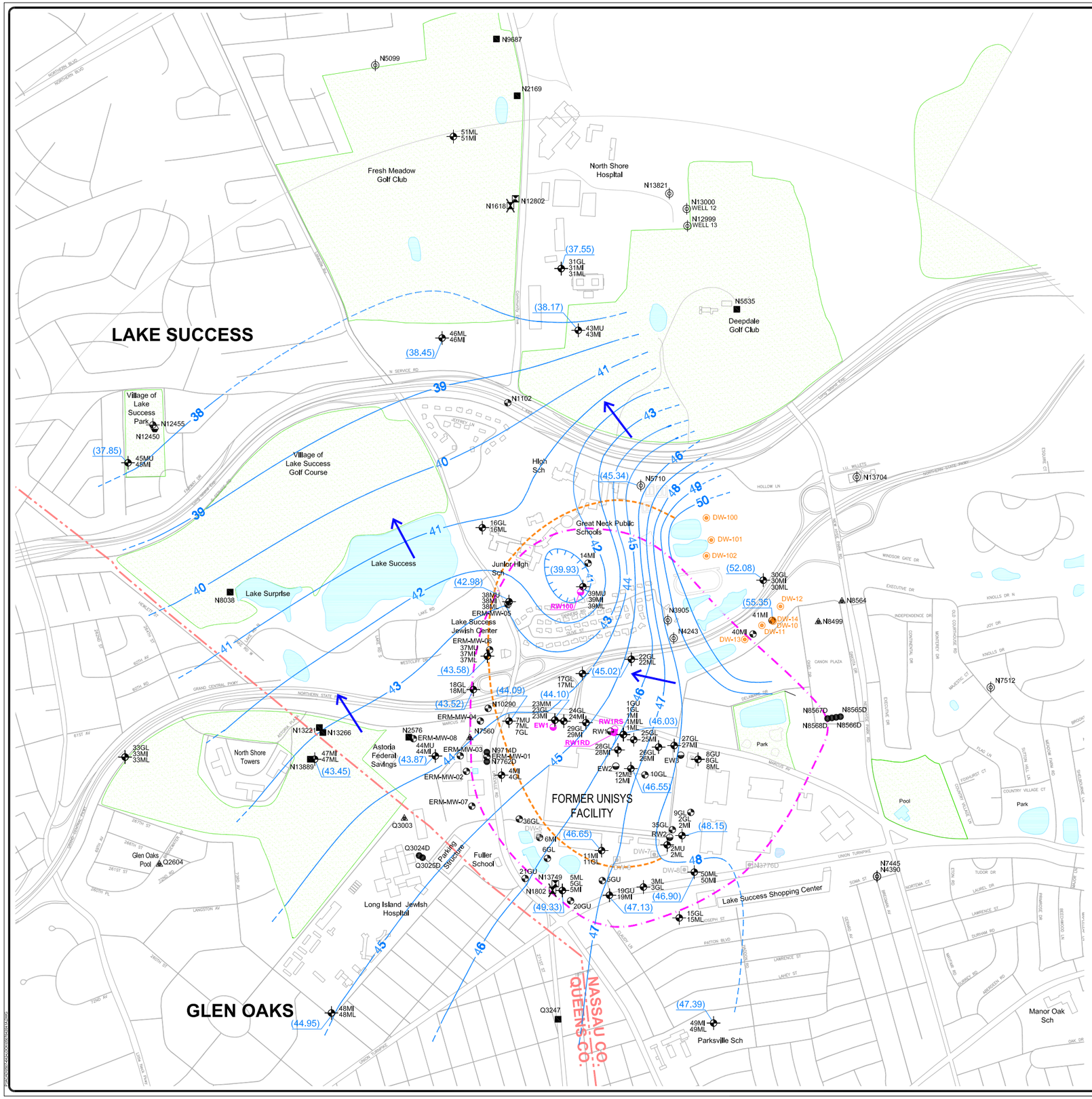

LEGEND:

- BODY OF WATER
- GOLF COURSE OR PARK
- MONITORING WELL CLUSTER
- MONITORING WELL
- ACTIVE SITE EXTRACTION OR RECOVERY WELL
- INACTIVE SITE EXTRACTION OR RECOVERY WELL
- REMEDIATION SYSTEM DIFFUSION WELL
- DOMESTIC WELL
- MUNICIPAL SUPPLY WELL
- NON-MUNICIPAL SUPPLY WELL
- NON-MUNICIPAL IRRIGATION WELL
- NON-MUNICIPAL DIFFUSION WELL
- LOCATION ABANDONED/DESTROYED
- LLOYD AQUIFER MONITORING WELL
- LLOYD AQUIFER MUNICIPAL SUPPLY WELL
- ABANDONED LLOYD AQUIFER MUNICIPAL SUPPLY WELL
- LLOYD AQUIFER NON-MUNICIPAL SUPPLY WELL
- LLOYD AQUIFER NON-MUNICIPAL DIFFUSION WELL
- LOCATION OF FORMER ONSITE DIFFUSION WELLS
- (NA) NOT ACCESSIBLE
- 46 GROUNDWATER ELEVATION CONTOUR (FEET ABOVE MEAN SEA LEVEL (MSL))
- (41.45) WATER LEVEL ELEVATION (FEET ABOVE MSL)
- DIRECTION OF GROUNDWATER FLOW
- ESTIMATED EXTENT OF CAPTURE ZONE IN THE MIDDLE MAGOTHY AQUIFER
- SIMULATED EXTENT OF CAPTURE ZONE IN THE MIDDLE MAGOTHY AQUIFER

DEFINITIONS:

GU - WELL SCREENED IN UPPER GLACIAL AQUIFER. BOTTOM OF UPPER GLACIAL AQUIFER AT APPROX. -20 FEET MSL
GL - WELL SCREENED IN UPPER GLACIAL AQUIFER. BOTTOM OF UPPER GLACIAL AQUIFER AT APPROX. -20 FEET MSL
MU - WELL SCREENED IN UPPER PORTION OF MAGOTHY AQUIFER. UPPER MAGOTHY RANGES FROM APPROX. -20 TO -110 FEET MSL
MI - WELL SCREENED IN MIDDLE PORTION OF MAGOTHY AQUIFER. MIDDLE MAGOTHY RANGES FROM APPROX. -110 TO -200 FEET MSL
ML - WELL SCREENED IN LOWER PORTION OF MAGOTHY AQUIFER. LOWER MAGOTHY RANGES FROM APPROX. -200 TO TOP OF UNDERLYING RARITAN CLAY

NOTES:

1. THE FOLLOWING ON-SITE EXTRACTION AND RECOVERY WELLS WITHDRAW FROM THE INDICATED AQUIFERS:
   UPPER GLACIAL AND UPPER PORTION OF THE MAGOTHY - RW1RS
   UPPER AND MIDDLE PORTION OF THE MAGOTHY - RW1RD
   UPPER PORTION OF THE MAGOTHY - EW1
2. THE FOLLOWING OFF-SITE RECOVERY WELL WITHDRAWS FROM THE INDICATED AQUIFERS:
   UPPER AND MIDDLE PORTION OF THE MAGOTHY - RW100
3. THE FOLLOWING OFF-SITE MUNICIPAL SUPPLY WELLS WHEN PUMPING WITHDRAW FROM THE INDICATED AQUIFERS:
   UPPER PORTION OF THE MAGOTHY - N3905 AND N4243
   UPPER AND MIDDLE PORTIONS OF THE MAGOTHY - N12999 AND N13000
   MIDDLE AND BASAL PORTION OF THE MAGOTHY - N5710
   MIDDLE PORTION OF THE MAGOTHY - N4390
   BASAL PORTION OF THE MAGOTHY - N7445 AND N7512
4. THE FOLLOWING OFF-SITE NON-MUNICIPAL SUPPLY WELLS WITHDRAW FROM THE INDICATED AQUIFERS WHEN PUMPING:
   UPPER GLACIAL - GLEN OAKS POOL, N2219, N3756, N4202, AND Q3247
   UPPER GLACIAL AND UPPER PORTION OF THE MAGOTHY - Q1908
   UPPER GLACIAL AND UPPER AND MIDDLE PORTION OF THE MAGOTHY - N8499 AND N8564
   UPPER PORTION OF THE MAGOTHY - N7560, N8211, AND Q1909
   UPPER AND MIDDLE PORTION OF THE MAGOTHY - N8499
   MIDDLE PORTION OF THE MAGOTHY - N11048 AND Q3003
   BASAL PORTION OF THE MAGOTHY - N8358
5. THE FOLLOWING OFF-SITE NON-MUNICIPAL DIFFUSION WELLS RECHARGE TO THE INDICATED AQUIFER WHEN OPERATING:
   UPPER GLACIAL - N2220D, N4203D, N7762D, N8787D AND N9714D
   UPPER GLACIAL AND UPPER PORTION OF THE MAGOTHY - Q3024D
   UPPER PORTION OF THE MAGOTHY - Q3025D AND N8568D
   UPPER AND MIDDLE PORTION OF THE MAGOTHY - N8565D, N8566D, AND N8567D
   MIDDLE PORTION OF THE MAGOTHY - N9876D, N9877D, N11080 AND N11081D
   MIDDLE AND BASAL PORTION OF THE MAGOTHY - DW11, DW12, DW-13, DW100, N8372D AND N8373D
   BASAL PORTION OF THE MAGOTHY - DW101, DW102, AND N8358
6. ACTIVE PUMPING OF MUNICIPAL WATER SUPPLY WELLS N12999, N13000, N13821, AND N5099 LOCATED NORTH OF THE SITE WAS CONSIDERED DURING THE CONSTRUCTION OF THE POTENTIOMETRIC SURFACE MAPS AND IS REFLECTED IN THE GROUNDWATER ELEVATION CONTOURS DISPLAYED ON FIGURES 3-1 THROUGH 3-8.
7. EW-1 PUMPING AT 350 GPM
   RW-1RS PUMPING AT 240 GPM
   RW-1RD PUMPING AT 140 GPM
   RW-100 PUMPING AT 500 GPM
8. DW-11 RECHARGING AT 175 GPM
   DW-12 RECHARGING AT 160 GPM
   DW-13 RECHARGING AT 200 GPM
   DW-14 RECHARGING AT 200 GPM
   DW-100 RECHARGING AT 240 GPM
   DW-101 RECHARGING AT 0 GPM
   DW-102 RECHARGING AT 250 GPM

0 600 1200
SCALE IN FEET

PROJECT:	Lockheed Martin Corporation Former Unisys Facility
LOCATION:	Lake Success, New York
TITLE:	POTENTIOMETRIC SURFACE CONFIGURATION OF THE MIDDLE MAGOTHY AQUIFER APRIL 2016

TETRA TECH

APPROVED	SF	FIGURE
DRAFTED	CP	3-5
PROJECT#	117-0507642	
DATE	1-11-17	

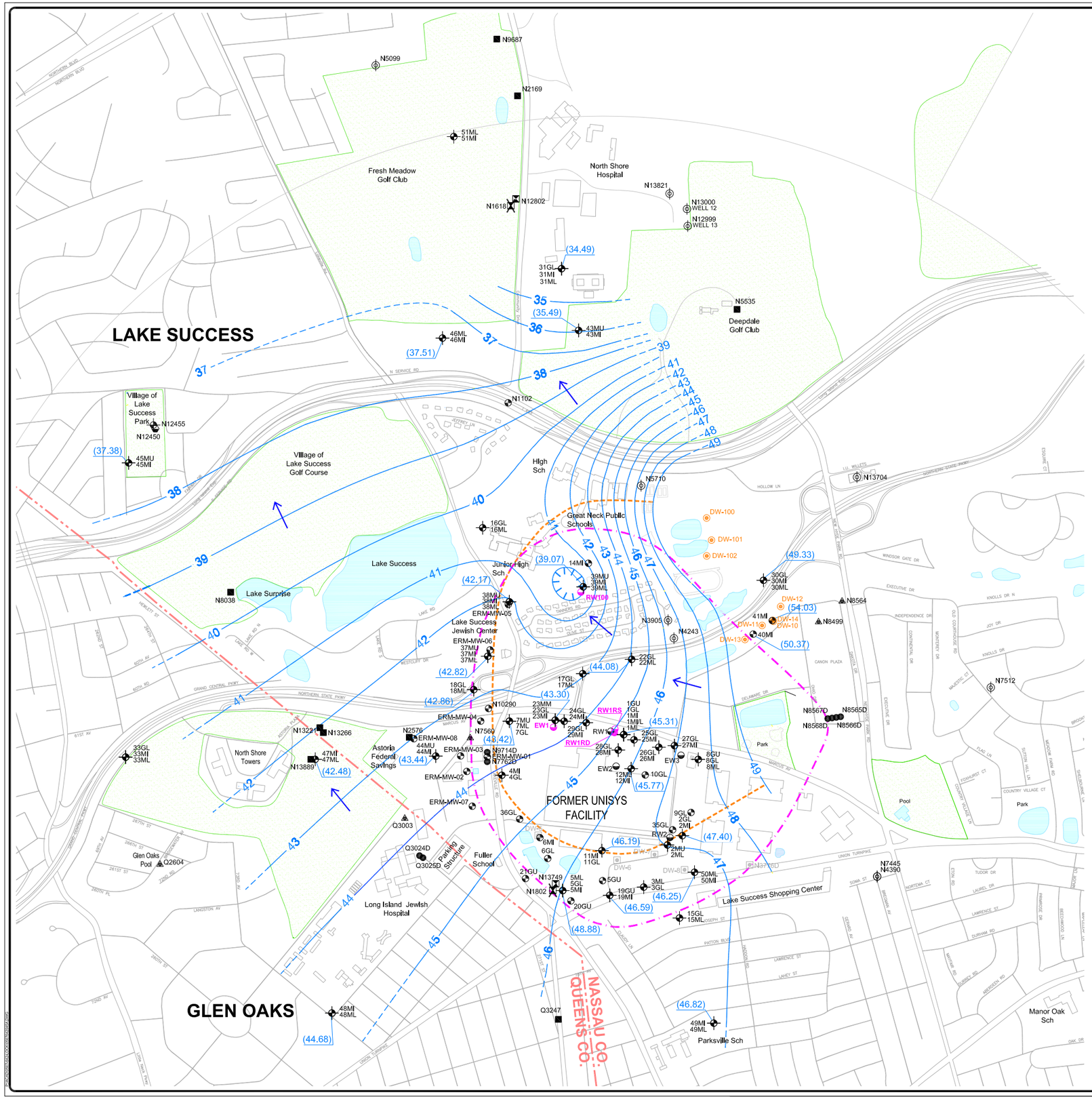

LEGEND:

- BODY OF WATER
- GOLF COURSE OR PARK
- MONITORING WELL CLUSTER
- MONITORING WELL
- ACTIVE SITE EXTRACTION OR RECOVERY WELL
- INACTIVE SITE EXTRACTION OR RECOVERY WELL
- REMEDIATION SYSTEM DIFFUSION WELL
- DOMESTIC WELL
- MUNICIPAL SUPPLY WELL
- NON-MUNICIPAL SUPPLY WELL
- NON-MUNICIPAL IRRIGATION WELL
- NON-MUNICIPAL DIFFUSION WELL
- LOCATION ABANDONED/DESTROYED
- LLOYD AQUIFER MONITORING WELL
- LLOYD AQUIFER MUNICIPAL SUPPLY WELL
- ABANDONED LLOYD AQUIFER MUNICIPAL SUPPLY WELL
- LLOYD AQUIFER NON-MUNICIPAL SUPPLY WELL
- LLOYD AQUIFER NON-MUNICIPAL DIFFUSION WELL
- LOCATION OF FORMER ONSITE DIFFUSION WELLS
- (NA) NOT ACCESSIBLE
- 46 GROUNDWATER ELEVATION CONTOUR (FEET ABOVE MEAN SEA LEVEL (MSL))
- (41.45) WATER LEVEL ELEVATION (FEET ABOVE MSL)
- DIRECTION OF GROUNDWATER FLOW
- ESTIMATED EXTENT OF CAPTURE ZONE IN THE MIDDLE MAGOTHY AQUIFER
- SIMULATED EXTENT OF CAPTURE ZONE IN THE MIDDLE MAGOTHY AQUIFER

DEFINITIONS:

GU - WELL SCREENED IN UPPER GLACIAL AQUIFER. BOTTOM OF UPPER GLACIAL AQUIFER AT APPROX. -20 FEET MSL
GL - WELL SCREENED IN UPPER GLACIAL AQUIFER. BOTTOM OF UPPER GLACIAL AQUIFER AT APPROX. -20 FEET MSL
MU - WELL SCREENED IN UPPER PORTION OF MAGOTHY AQUIFER. UPPER MAGOTHY RANGES FROM APPROX. -20 TO -110 FEET MSL
MI - WELL SCREENED IN MIDDLE PORTION OF MAGOTHY AQUIFER. MIDDLE MAGOTHY RANGES FROM APPROX. -110 TO -200 FEET MSL
ML - WELL SCREENED IN LOWER PORTION OF MAGOTHY AQUIFER. LOWER MAGOTHY RANGES FROM APPROX. -200 TO TOP OF UNDERLYING RARITAN CLAY

NOTES:

1. THE FOLLOWING ON-SITE EXTRACTION AND RECOVERY WELLS WITHDRAW FROM THE INDICATED AQUIFERS:
   UPPER GLACIAL AND UPPER PORTION OF THE MAGOTHY - RW1RS
   UPPER AND MIDDLE PORTION OF THE MAGOTHY - RW1RD
   UPPER PORTION OF THE MAGOTHY - EW1
2. THE FOLLOWING OFF-SITE RECOVERY WELL WITHDRAWS FROM THE INDICATED AQUIFERS:
   UPPER AND MIDDLE PORTION OF THE MAGOTHY - RW100
3. THE FOLLOWING OFF-SITE MUNICIPAL SUPPLY WELLS WHEN PUMPING WITHDRAW FROM THE INDICATED AQUIFERS:
   UPPER PORTION OF THE MAGOTHY - N3905 AND N4243
   UPPER AND MIDDLE PORTIONS OF THE MAGOTHY - N12999 AND N13000
   MIDDLE AND BASAL PORTION OF THE MAGOTHY - N5710
   MIDDLE PORTION OF THE MAGOTHY - N4390
   BASAL PORTION OF THE MAGOTHY - N7445 AND N7512
4. THE FOLLOWING OFF-SITE NON-MUNICIPAL SUPPLY WELLS WITHDRAW FROM THE INDICATED AQUIFERS WHEN PUMPING:
   UPPER GLACIAL - GLEN OAKS POOL, N2219, N3756, N4202, AND Q3247
   UPPER GLACIAL AND UPPER PORTION OF THE MAGOTHY - Q1908
   UPPER GLACIAL AND UPPER AND MIDDLE PORTION OF THE MAGOTHY - N8499 AND N8564
   UPPER PORTION OF THE MAGOTHY - N7560, N8211, AND Q1909
   UPPER AND MIDDLE PORTION OF THE MAGOTHY - N8499
   MIDDLE PORTION OF THE MAGOTHY - N11048 AND Q3003
   BASAL PORTION OF THE MAGOTHY - N8358
5. THE FOLLOWING OFF-SITE NON-MUNICIPAL DIFFUSION WELLS RECHARGE TO THE INDICATED AQUIFER WHEN OPERATING:
   UPPER GLACIAL - N2220D, N4203D, N7762D, N8787D AND N9714D
   UPPER GLACIAL AND UPPER PORTION OF THE MAGOTHY - Q3024D
   UPPER PORTION OF THE MAGOTHY - Q3025D AND N8568D
   UPPER AND MIDDLE PORTION OF THE MAGOTHY - N8565D, N8566D, AND N8567D
   MIDDLE PORTION OF THE MAGOTHY - N9876D, N9877D, N11080 AND N11081D
   MIDDLE AND BASAL PORTION OF THE MAGOTHY - DW11, DW12, DW-13, DW100, N8372D AND N8373D
   BASAL PORTION OF THE MAGOTHY - DW101, DW102, AND N8358
6. ACTIVE PUMPING OF MUNICIPAL WATER SUPPLY WELLS N12999, N13000, N13821, AND N5099 LOCATED NORTH OF THE SITE WAS CONSIDERED DURING THE CONSTRUCTION OF THE POTENTIOMETRIC SURFACE MAPS AND IS REFLECTED IN THE GROUNDWATER ELEVATION CONTOURS DISPLAYED ON FIGURES 3-1 THROUGH 3-8.
7. EW-1 PUMPING AT 350 GPM
   RW-1RS PUMPING AT 250 GPM
   RW-1RD PUMPING AT 140 GPM
   RW-100 PUMPING AT 500 GPM
8. DW-11 RECHARGING AT 200 GPM
   DW-12 RECHARGING AT 140 GPM
   DW-13 RECHARGING AT 200 GPM
   DW-14 RECHARGING AT 200 GPM
   DW-100 RECHARGING AT 230 GPM
   DW-101 RECHARGING AT 0 GPM
   DW-102 RECHARGING AT 250 GPM

0 600 1200
SCALE IN FEET

PROJECT:	Lockheed Martin Corporation Former Unisys Facility		
LOCATION:	Lake Success, New York		
TITLE:	POTENTIOMETRIC SURFACE CONFIGURATION OF THE MIDDLE MAGOTHY AQUIFER JULY 2016		
TETRA TECH	APPROVED	SF	FIGURE
	DRAFTED	CP	3-6
	PROJECT#	117-0507642	
	DATE	1-11-17	

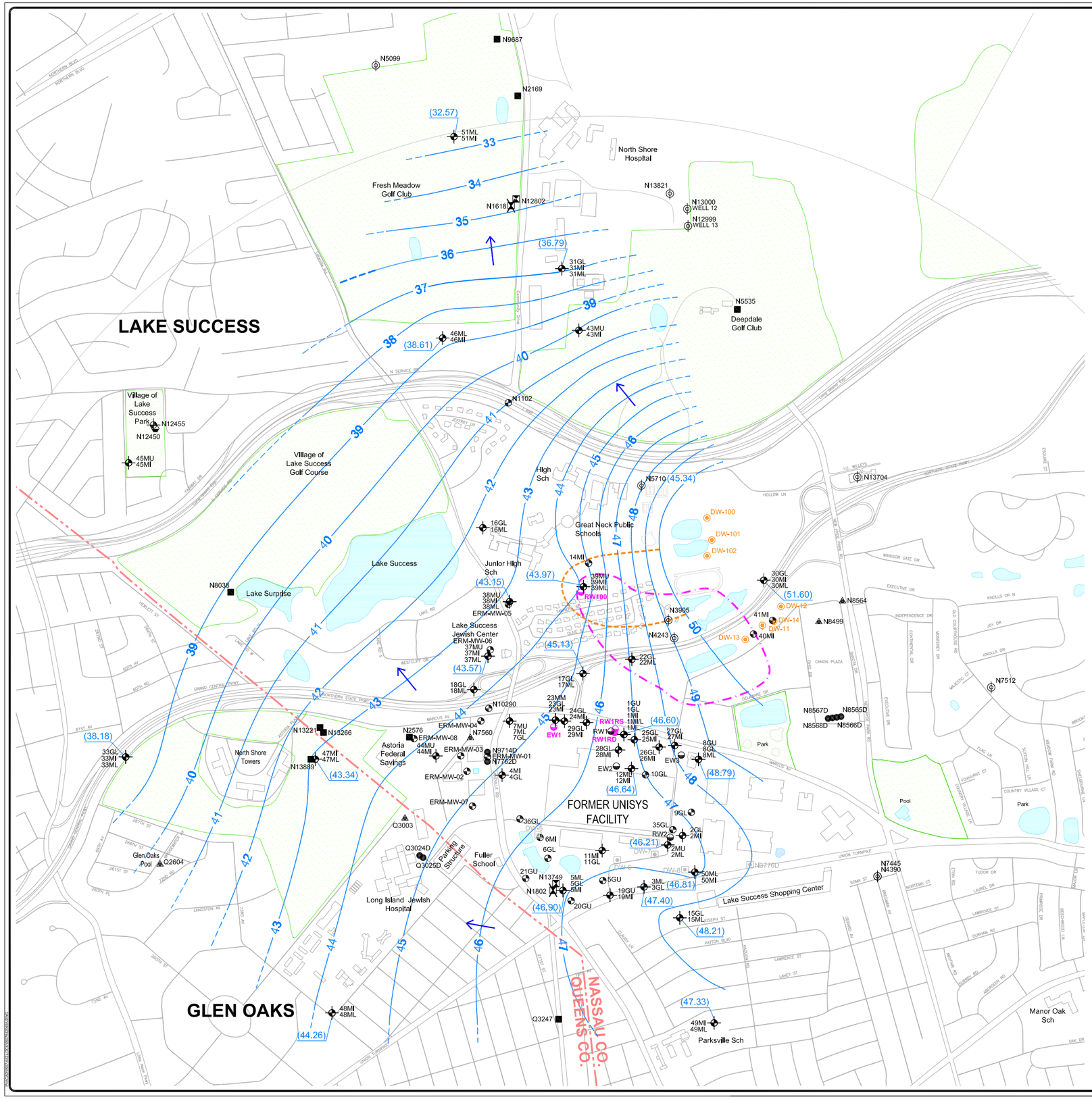

LEGEND:

- BODY OF WATER
- GOLF COURSE OR PARK
- MONITORING WELL CLUSTER
- MONITORING WELL
- ACTIVE SITE EXTRACTION OR RECOVERY WELL
- INACTIVE SITE EXTRACTION OR RECOVERY WELL
- REMEDIATION SYSTEM DIFFUSION WELL
- DOMESTIC WELL
- MUNICIPAL SUPPLY WELL
- NON-MUNICIPAL SUPPLY WELL
- NON-MUNICIPAL IRRIGATION WELL
- NON-MUNICIPAL DIFFUSION WELL
- LOCATION ABANDONED/DESTROYED
- LLOYD AQUIFER MONITORING WELL
- LLOYD AQUIFER MUNICIPAL SUPPLY WELL
- ABANDONED LLOYD AQUIFER MUNICIPAL SUPPLY WELL
- LLOYD AQUIFER NON-MUNICIPAL SUPPLY WELL
- LLOYD AQUIFER NON-MUNICIPAL DIFFUSION WELL
- LOCATION OF FORMER ONSITE DIFFUSION WELLS
- (NA) NOT ACCESSIBLE
- 46 GROUNDWATER ELEVATION CONTOUR (FEET ABOVE MEAN SEA LEVEL (MSL))
- (41.45) WATER LEVEL ELEVATION (FEET ABOVE MSL)
- DIRECTION OF GROUNDWATER FLOW
- ESTIMATED EXTENT OF CAPTURE ZONE IN THE BASAL MAGOTHY AQUIFER
- SIMULATED EXTENT OF CAPTURE ZONE IN THE BASAL MAGOTHY AQUIFER

DEFINITIONS:

GU - WELL SCREENED IN UPPER GLACIAL AQUIFER. BOTTOM OF UPPER GLACIAL AQUIFER AT APPROX. -20 FEET MSL
GL - WELL SCREENED IN UPPER GLACIAL AQUIFER. BOTTOM OF UPPER GLACIAL AQUIFER AT APPROX. -20 FEET MSL
MU - WELL SCREENED IN UPPER PORTION OF MAGOTHY AQUIFER. UPPER MAGOTHY RANGES FROM APPROX. -20 TO -110 FEET MSL
MI - WELL SCREENED IN MIDDLE PORTION OF MAGOTHY AQUIFER. MIDDLE MAGOTHY RANGES FROM APPROX. -110 TO -200 FEET MSL
ML - WELL SCREENED IN LOWER PORTION OF MAGOTHY AQUIFER. LOWER MAGOTHY RANGES FROM APPROX. -200 TO TOP OF UNDERLYING RARITAN CLAY

NOTES:

1. THE FOLLOWING ON-SITE EXTRACTION AND RECOVERY WELLS WITHDRAW FROM THE INDICATED AQUIFERS:
   UPPER GLACIAL AND UPPER PORTION OF THE MAGOTHY - RW1RS
   UPPER AND MIDDLE PORTION OF THE MAGOTHY - RW1RD
   UPPER PORTION OF THE MAGOTHY - EW1
2. THE FOLLOWING OFF-SITE RECOVERY WELL WITHDRAWS FROM THE INDICATED AQUIFERS:
   UPPER AND MIDDLE PORTION OF THE MAGOTHY - RW100
3. THE FOLLOWING OFF-SITE MUNICIPAL SUPPLY WELLS WHEN PUMPING WITHDRAW FROM THE INDICATED AQUIFERS:
   UPPER PORTION OF THE MAGOTHY - N3905 AND N4243
   UPPER AND MIDDLE PORTIONS OF THE MAGOTHY - N12999 AND N13000
   MIDDLE AND BASAL PORTION OF THE MAGOTHY - N5710
   MIDDLE PORTION OF THE MAGOTHY - N4390
   BASAL PORTION OF THE MAGOTHY - N7445 AND N7512
4. THE FOLLOWING OFF-SITE NON-MUNICIPAL SUPPLY WELLS WITHDRAW FROM THE INDICATED AQUIFERS WHEN PUMPING:
   UPPER GLACIAL - GLEN OAKS POOL, N2219, N3756, N4202, AND Q3247
   UPPER GLACIAL AND UPPER PORTION OF THE MAGOTHY - Q1908
   UPPER GLACIAL AND UPPER AND MIDDLE PORTION OF THE MAGOTHY - N8499 AND N8564
   UPPER PORTION OF THE MAGOTHY - N7560, N8211, AND Q1909
   UPPER AND MIDDLE PORTION OF THE MAGOTHY - N8499
   MIDDLE PORTION OF THE MAGOTHY - N11048 AND Q3003
   BASAL PORTION OF THE MAGOTHY - N8358
5. THE FOLLOWING OFF-SITE NON-MUNICIPAL DIFFUSION WELLS RECHARGE TO THE INDICATED AQUIFER WHEN OPERATING:
   UPPER GLACIAL - N2220D, N4203D, N7762D, N8787D AND N9714D
   UPPER GLACIAL AND UPPER PORTION OF THE MAGOTHY - Q3024D
   UPPER PORTION OF THE MAGOTHY - Q3025D AND N8568D
   UPPER AND MIDDLE PORTION OF THE MAGOTHY - N8565D, N8566D, AND N8567D
   MIDDLE PORTION OF THE MAGOTHY - N9876D, N9877D, N11080 AND N11081D
   MIDDLE AND BASAL PORTION OF THE MAGOTHY - DW11, DW12, DW-13, DW100, N8372D AND N8373D
   BASAL PORTION OF THE MAGOTHY - DW101, DW102, AND N8358
6. ACTIVE PUMPING OF MUNICIPAL WATER SUPPLY WELLS N12999, N13000, N13821, AND N5099 LOCATED NORTH OF THE SITE WAS CONSIDERED DURING THE CONSTRUCTION OF THE POTENTIOMETRIC SURFACE MAPS AND IS REFLECTED IN THE GROUNDWATER ELEVATION CONTOURS DISPLAYED ON FIGURES 3-1 THROUGH 3-8.
7. EW-1 PUMPING AT 350 GPM
   RW-1RS PUMPING AT 240 GPM
   RW-1RD PUMPING AT 140 GPM
   RW-100 PUMPING AT 500 GPM
8. DW-11 RECHARGING AT 175 GPM
   DW-12 RECHARGING AT 160 GPM
   DW-13 RECHARGING AT 200 GPM
   DW-14 RECHARGING AT 200 GPM
   DW-100 RECHARGING AT 240 GPM
   DW-101 RECHARGING AT 0 GPM
   DW-102 RECHARGING AT 250 GPM

0 600 1200
SCALE IN FEET

PROJECT:	Lockheed Martin Corporation Former Unisys Facility
LOCATION:	Lake Success, New York
TITLE:	POTENTIOMETRIC SURFACE CONFIGURATION OF THE BASAL MAGOTHY AQUIFER APRIL 2016

TETRA TECH

APPROVED	SF	FIGURE
DRAFTED	CP	3-7
PROJECT#	117-0507642	
DATE	1-11-17	

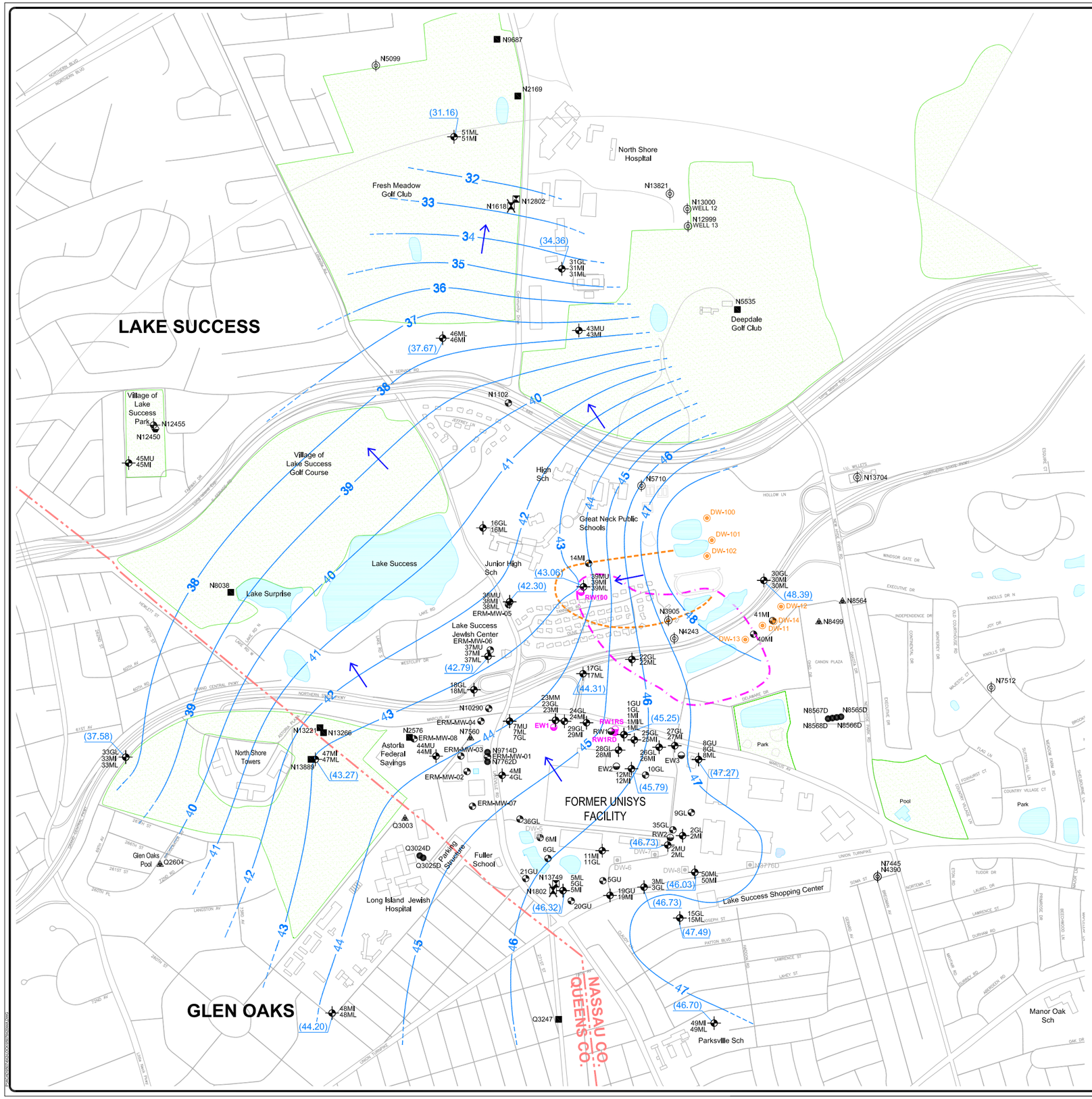

LEGEND:

- BODY OF WATER
- GOLF COURSE OR PARK
- MONITORING WELL CLUSTER
- MONITORING WELL
- ACTIVE SITE EXTRACTION OR RECOVERY WELL
- INACTIVE SITE EXTRACTION OR RECOVERY WELL
- REMEDIATION SYSTEM DIFFUSION WELL
- DOMESTIC WELL
- MUNICIPAL SUPPLY WELL
- NON-MUNICIPAL SUPPLY WELL
- NON-MUNICIPAL IRRIGATION WELL
- NON-MUNICIPAL DIFFUSION WELL
- LOCATION ABANDONED/DESTROYED
- LLOYD AQUIFER MONITORING WELL
- LLOYD AQUIFER MUNICIPAL SUPPLY WELL
- ABANDONED LLOYD AQUIFER MUNICIPAL SUPPLY WELL
- LLOYD AQUIFER NON-MUNICIPAL SUPPLY WELL
- LLOYD AQUIFER NON-MUNICIPAL DIFFUSION WELL
- LOCATION OF FORMER ONSITE DIFFUSION WELLS
- (NA) NOT ACCESSIBLE
- 46 GROUNDWATER ELEVATION CONTOUR (FEET ABOVE MEAN SEA LEVEL (MSL))
- (41.45) WATER LEVEL ELEVATION (FEET ABOVE MSL)
- DIRECTION OF GROUNDWATER FLOW
- ESTIMATED EXTENT OF CAPTURE ZONE IN THE BASAL MAGOTHY AQUIFER
- SIMULATED EXTENT OF CAPTURE ZONE IN THE BASAL MAGOTHY AQUIFER

DEFINITIONS:

GU - WELL SCREENED IN UPPER GLACIAL AQUIFER. BOTTOM OF UPPER GLACIAL AQUIFER AT APPROX. -20 FEET MSL
GL - WELL SCREENED IN UPPER GLACIAL AQUIFER. BOTTOM OF UPPER GLACIAL AQUIFER AT APPROX. -20 FEET MSL
MU - WELL SCREENED IN UPPER PORTION OF MAGOTHY AQUIFER. UPPER MAGOTHY RANGES FROM APPROX. -20 TO -110 FEET MSL
MI - WELL SCREENED IN MIDDLE PORTION OF MAGOTHY AQUIFER. MIDDLE MAGOTHY RANGES FROM APPROX. -110 TO -200 FEET MSL
ML - WELL SCREENED IN LOWER PORTION OF MAGOTHY AQUIFER. LOWER MAGOTHY RANGES FROM APPROX. -200 TO TOP OF UNDERLYING RARITAN CLAY

NOTES:

1. THE FOLLOWING ON-SITE EXTRACTION AND RECOVERY WELLS WITHDRAW FROM THE INDICATED AQUIFERS:
   UPPER GLACIAL AND UPPER PORTION OF THE MAGOTHY - RW1RS
   UPPER AND MIDDLE PORTION OF THE MAGOTHY - RW1RD
   UPPER PORTION OF THE MAGOTHY - EW1
2. THE FOLLOWING OFF-SITE RECOVERY WELL WITHDRAWS FROM THE INDICATED AQUIFERS:
   UPPER AND MIDDLE PORTION OF THE MAGOTHY - RW100
3. THE FOLLOWING OFF-SITE MUNICIPAL SUPPLY WELLS WHEN PUMPING WITHDRAW FROM THE INDICATED AQUIFERS:
   UPPER PORTION OF THE MAGOTHY - N3905 AND N4243
   UPPER AND MIDDLE PORTIONS OF THE MAGOTHY - N12999 AND N13000
   MIDDLE AND BASAL PORTION OF THE MAGOTHY - N5710
   MIDDLE PORTION OF THE MAGOTHY - N4390
   BASAL PORTION OF THE MAGOTHY - N7445 AND N7512
4. THE FOLLOWING OFF-SITE NON-MUNICIPAL SUPPLY WELLS WITHDRAW FROM THE INDICATED AQUIFERS WHEN PUMPING:
   UPPER GLACIAL - GLEN OAKS POOL, N2219, N3756, N4202, AND Q3247
   UPPER GLACIAL AND UPPER PORTION OF THE MAGOTHY - Q1908
   UPPER GLACIAL AND UPPER AND MIDDLE PORTION OF THE MAGOTHY - N8499 AND N8564
   UPPER PORTION OF THE MAGOTHY - N7560, N8211, AND Q1909
   UPPER AND MIDDLE PORTION OF THE MAGOTHY - N8499
   MIDDLE PORTION OF THE MAGOTHY - N11048 AND Q3003
   BASAL PORTION OF THE MAGOTHY - N8358
5. THE FOLLOWING OFF-SITE NON-MUNICIPAL DIFFUSION WELLS RECHARGE TO THE INDICATED AQUIFER WHEN OPERATING:
   UPPER GLACIAL - N2220D, N4203D, N7762D, N8787D AND N9714D
   UPPER GLACIAL AND UPPER PORTION OF THE MAGOTHY - Q3024D
   UPPER PORTION OF THE MAGOTHY - Q3025D AND N8568D
   UPPER AND MIDDLE PORTION OF THE MAGOTHY - N8565D, N8566D, AND N8567D
   MIDDLE PORTION OF THE MAGOTHY - N9876D, N9877D, N11080 AND N11081D
   MIDDLE AND BASAL PORTION OF THE MAGOTHY - DW11, DW12, DW-13, DW100, N8372D AND N8373D
   BASAL PORTION OF THE MAGOTHY - DW101, DW102, AND N8358
6. ACTIVE PUMPING OF MUNICIPAL WATER SUPPLY WELLS N12999, N13000, N13821, AND N5099 LOCATED NORTH OF THE SITE WAS CONSIDERED DURING THE CONSTRUCTION OF THE POTENTIOMETRIC SURFACE MAPS AND IS REFLECTED IN THE GROUNDWATER ELEVATION CONTOURS DISPLAYED ON FIGURES 3-1 THROUGH 3-8.
7. EW-1 PUMPING AT 350 GPM
   RW-1RS PUMPING AT 250 GPM
   RW-1RD PUMPING AT 140 GPM
   RW-100 PUMPING AT 500 GPM
8. DW-11 RECHARGING AT 200 GPM
   DW-12 RECHARGING AT 140 GPM
   DW-13 RECHARGING AT 200 GPM
   DW-14 RECHARGING AT 200 GPM
   DW-100 RECHARGING AT 230 GPM
   DW-101 RECHARGING AT 0 GPM
   DW-102 RECHARGING AT 250 GPM

0 600 1200
SCALE IN FEET

PROJECT:	Lockheed Martin Corporation Former Unisys Facility
LOCATION:	Lake Success, New York
TITLE:	POTENTIOMETRIC SURFACE CONFIGURATION OF THE BASAL MAGOTHY AQUIFER JULY 2016

TETRA TECH

APPROVED	SF	FIGURE
DRAFTED	CP	3-8
PROJECT#	117-0507642	
DATE	1-11-17	

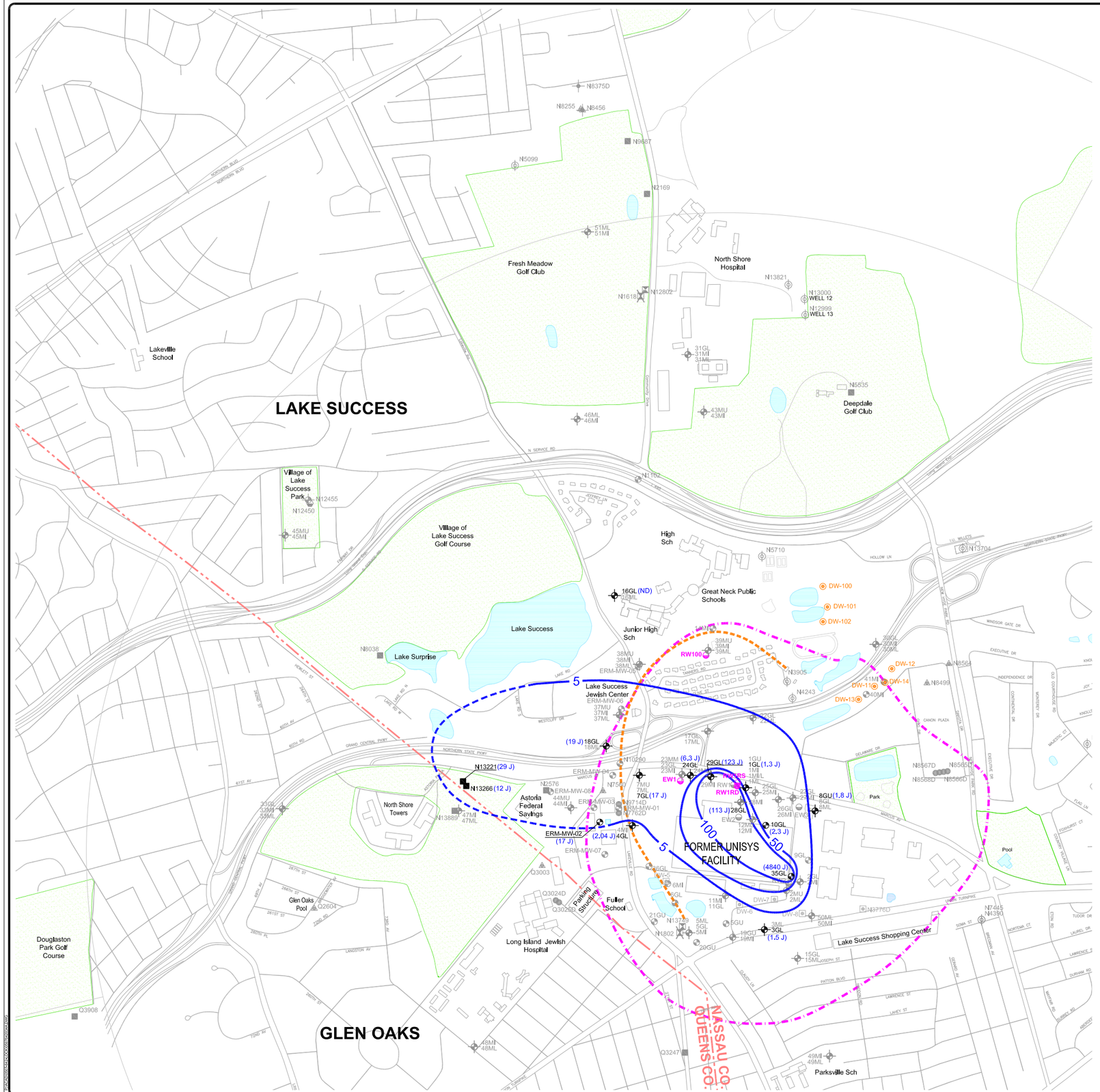
LAKE SUCCESS
GLEN OAKS
Fresh Meadow Golf Club
North Shore Hospital
Deepdale Golf Club
Lakeville School
Village of Lake Success Park
Village of Lake Success Golf Course
High Sch
Great Neck Public Schools
Junior High Sch
Lake Success
Lake Surprise
Lake Success Jewish Center
Astoria Federal Savings
North Shore Towers
FORMER UNISYS FACILITY
Fuller School
Parking Structure
Long Island Jewish Hospital
Glen Oaks Pool
Douglaston Park Golf Course
Lake Success Shopping Center
Park
Pool
Parksville Sch
NASSAU CO
QUEENS CO
5
100
50
DW-100
DW-101
DW-102
DW-12
DW-13
DW-14
DW-11
RW100
EW1
RW1RD
RW2RS
16GL (ND)
(19 J) 18GL
N13221 (29 J)
N13266 (12 J)
ERM-MW-02 (17 J)
(2.04 J) 4GL
7GL (17 J)
(113 J) 28GL
(6.3 J) 24GL
29GL (123 J)
1GL (1.3 J)
8GU (1.8 J)
10GL (2.3 J)
(4840 J) 35GL
3GL (1.5 J)
N8375D
N8255
N8456
N9867
N5099
N2169
51ML 51MI
N12802
N16181
N13821
N13000 WELL 12
N12999 WELL 13
31GL 31MI 31ML
43MU 43MI
46ML 46MI
N5535
N1162
N12455
N12450
45MU 45MI
N5710
N13704
N8038
N3905
N4243
N8499
N8567D
N8565D
N8568D
N8566D
N3776D
N7445
N4390
Q3908
Q3247
Q3003
Q3024D
Q3022D
Q2604
N1802
N13749
N10250
N7560
N7762D
N7140
N2576
N13889
N1162
N8056
N8564
N8566
N8565
N8567
N8568
N8569
N8570
N8571
N8572
N8573
N8574
N8575
N8576
N8577
N8578
N8579
N8580
N8581
N8582
N8583
N8584
N8585
N8586
N8587
N8588
N8589
N8590
N8591
N8592
N8593
N8594
N8595
N8596
N8597
N8598
N8599
N8600
N8601
N8602
N8603
N8604
N8605
N8606

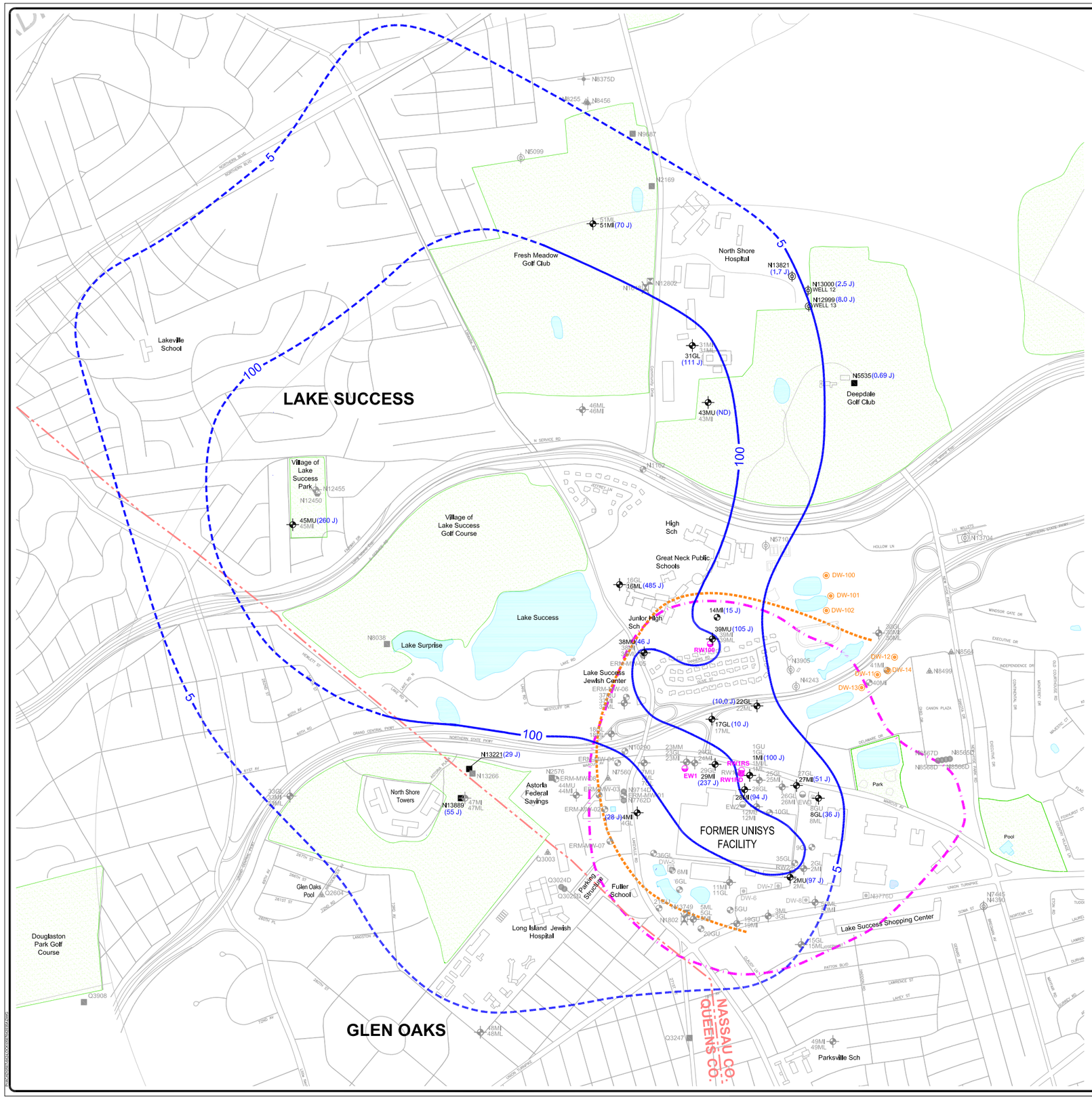

LEGEND:

- BODY OF WATER
- GOLF COURSE OR PARK
- MONITORING WELL CLUSTER
- MONITORING WELL
- ACTIVE SITE EXTRACTION OR RECOVERY WELL
- INACTIVE SITE EXTRACTION OR RECOVERY WELL
- REMEDIATION SYSTEM DIFFUSION WELL
- DOMESTIC WELL
- MUNICIPAL SUPPLY WELL
- NON-MUNICIPAL SUPPLY WELL
- NON-MUNICIPAL IRRIGATION WELL
- NON-MUNICIPAL DIFFUSION WELL
- LOCATION ABANDONED/DESTROYED
- LLOYD AQUIFER MONITORING WELL
- LLOYD AQUIFER MUNICIPAL SUPPLY WELL
- ABANDONED LLOYD AQUIFER MUNICIPAL SUPPLY WELL
- LLOYD AQUIFER NON-MUNICIPAL SUPPLY WELL
- LLOYD AQUIFER NON-MUNICIPAL DIFFUSION WELL
- LOCATION OF FORMER ONSITE DIFFUSION WELLS
- 5 — LINE OF EQUAL CONCENTRATION OF TOTAL VOLATILE ORGANIC COMPOUNDS (TVOC) IN MICROGRAMS PER LITER (µg/L) (DASHED WHERE INFERRED)
- (485 J) — TVOC CONCENTRATION IN µg/L
- ESTIMATED EXTENT OF CAPTURE ZONE IN THE UPPER GLACIAL AQUIFER FROM THE JULY 2016 POTENTIOMETRIC SURFACE MAP
- SIMULATED EXTENT OF CAPTURE ZONE IN THE UPPER GLACIAL AQUIFER FROM THE JULY 2016 POTENTIOMETRIC SURFACE MAP

DEFINITIONS:

GU - WELL SCREENED IN UPPER GLACIAL AQUIFER. BOTTOM OF UPPER GLACIAL AQUIFER AT APPROX. -20 FEET MSL
GL - WELL SCREENED IN UPPER GLACIAL AQUIFER. BOTTOM OF UPPER GLACIAL AQUIFER AT APPROX. -20 FEET MSL
MU - WELL SCREENED IN UPPER PORTION OF MAGOTHY AQUIFER. UPPER MAGOTHY RANGES FROM APPROX. -20 TO -110 FEET MSL
MI - WELL SCREENED IN MIDDLE PORTION OF MAGOTHY AQUIFER. MIDDLE MAGOTHY RANGES FROM APPROX. -110 TO -200 FEET MSL
ML - WELL SCREENED IN LOWER PORTION OF MAGOTHY AQUIFER. LOWER MAGOTHY RANGES FROM APPROX. -200 TO TOP OF UNDERLYING RARITAN CLAY

NOTES:

1. THE FOLLOWING ON-SITE AND OFF-SITE EXTRACTION AND RECOVERY WELLS WITHDRAW FROM THE INDICATED AQUIFERS:
   UPPER GLACIAL AND UPPER PORTION OF THE MAGOTHY - RW-1RS
   UPPER PORTION OF THE MAGOTHY - EW-1
   UPPER AND MIDDLE PORTION OF THE MAGOTHY - RW-1RD
   UPPER AND MIDDLE PORTION OF THE MAGOTHY - RW-100
2. POSTED DATA ARE FROM THE JULY 2016 SAMPLING EVENT. IN PERIPHERAL AREAS WHERE DATA IS LACKING, THE LATERAL EXTENT OF THE 5 µg/L ISOCONCENTRATION LINE IS APPROXIMATED BASED ON THE ESTIMATED 2015 TVOC PLUME DISTRIBUTION REPORTED IN THE PUBLIC WATER SUPPLY PROTECTION AND MITIGATION PROGRAM (AMEC, 2016). ISOCONCENTRATION LINES BENEATH THE FORMER UNISYS FACILITY BUILDING REFLECT THE RESULTS OF RECENT TRANSPORT MODEL SIMULATIONS THAT INDICATE TVOC CONCENTRATIONS BENEATH THE BUILDING MAY BE HIGHER THAN INDICATED BY THE JULY 2016 GROUNDWATER MONITORING DATA. THIS IS SUPPORTED BY THE 2016 GROUNDWATER ANALYTICAL RESULTS FOR UPPER GLACIAL MONITORING WELL 35GL (LOCATED NEAR THE FORMER DRY WELL SOURCE AREA), WHERE REPORTED TVOC CONCENTRATIONS RANGED FROM APPROXIMATELY 4,300 TO 5,500 µg/L DURING THE 2016 QUARTERLY SAMPLING EVENTS.
3. TVOCs EQUAL THE SUM OF ALL VOC COMPOUNDS DETECTED AND IS NOT LIMITED TO THE FOUR SITE-RELATED COMPOUNDS (i.e., TETRACHLOROETHENE, TRICHLOROETHENE, CIS-1,2-DICHLOROETHENE, AND FREON 113).

0 650 1300
SCALE IN FEET

PROJECT:	Lockheed Martin Corporation Former Unisys Facility
LOCATION:	Lake Success, New York
TITLE:	TOTAL VOLATILE ORGANIC COMPOUND CONCENTRATIONS IN UPPER MAGOTHY AQUIFER JULY 2016

TETRA TECH

APPROVED	SF	FIGURE
DRAFTED	CP	3-10
PROJECT#	117-0507642	
DATE	1-31-17	

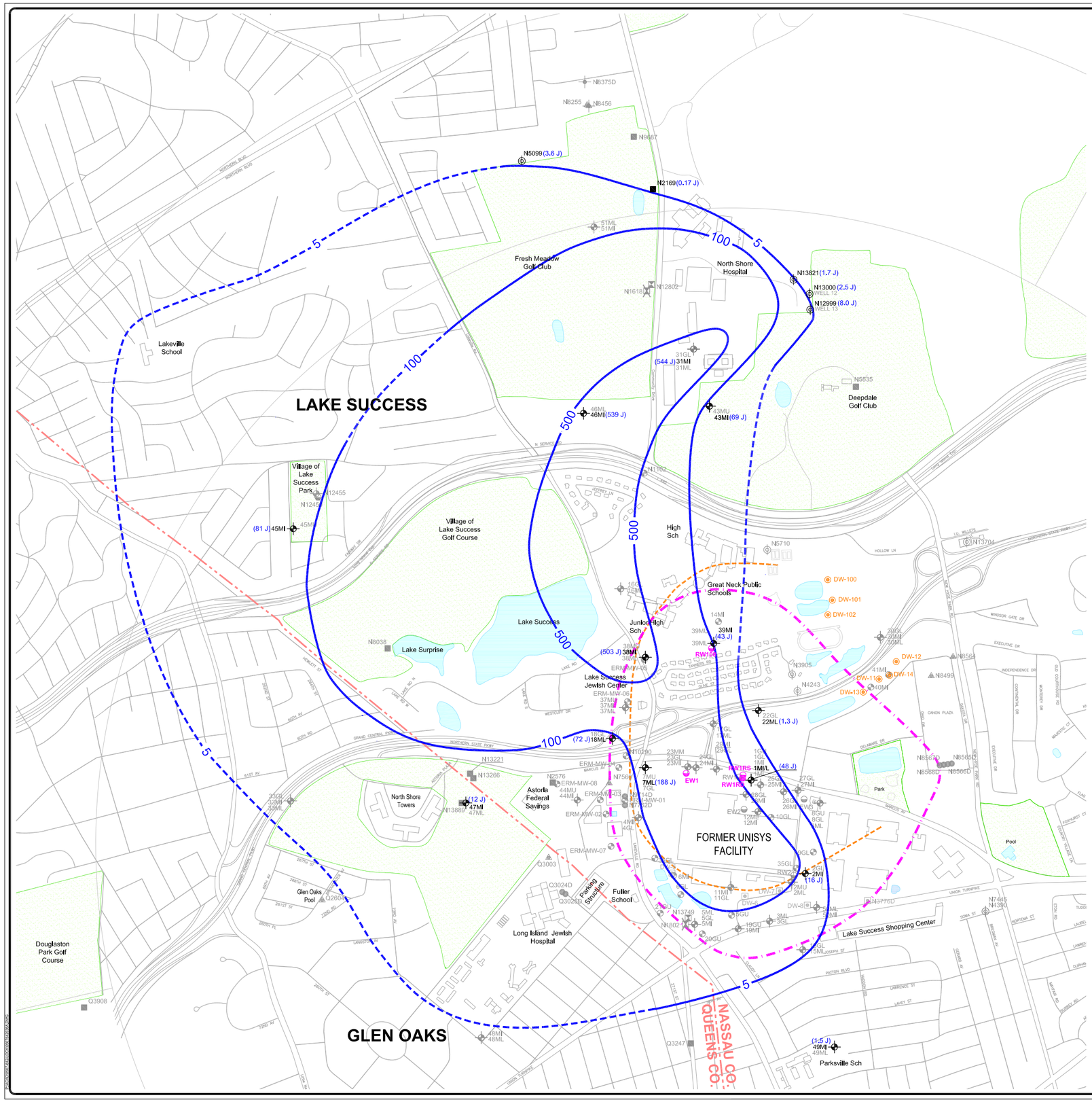

LEGEND:

- BODY OF WATER
- GOLF COURSE OR PARK
- MONITORING WELL CLUSTER
- MONITORING WELL
- ACTIVE SITE EXTRACTION OR RECOVERY WELL
- INACTIVE SITE EXTRACTION OR RECOVERY WELL
- REMEDIATION SYSTEM DIFFUSION WELL
- DOMESTIC WELL
- MUNICIPAL SUPPLY WELL
- NON-MUNICIPAL SUPPLY WELL
- NON-MUNICIPAL IRRIGATION WELL
- NON-MUNICIPAL DIFFUSION WELL
- LOCATION ABANDONED/DESTROYED
- LLOYD AQUIFER MONITORING WELL
- LLOYD AQUIFER MUNICIPAL SUPPLY WELL
- ABANDONED LLOYD AQUIFER MUNICIPAL SUPPLY WELL
- LLOYD AQUIFER NON-MUNICIPAL SUPPLY WELL
- LLOYD AQUIFER NON-MUNICIPAL DIFFUSION WELL
- LOCATION OF FORMER ONSITE DIFFUSION WELLS
- 5 — LINE OF EQUAL CONCENTRATION OF TOTAL VOLATILE ORGANIC COMPOUNDS (TVOC) IN MICROGRAMS PER LITER (µg/L) (DASHED WHERE INFERRED)
- (188 J) — TVOC CONCENTRATION IN µg/L
- ESTIMATED EXTENT OF CAPTURE ZONE IN THE UPPER GLACIAL AQUIFER FROM THE JULY 2016 POTENTIOMETRIC SURFACE MAP
- SIMULATED EXTENT OF CAPTURE ZONE IN THE UPPER GLACIAL AQUIFER FROM THE JULY 2016 POTENTIOMETRIC SURFACE MAP

DEFINITIONS:

GU - WELL SCREENED IN UPPER GLACIAL AQUIFER. BOTTOM OF UPPER GLACIAL AQUIFER AT APPROX. -20 FEET MSL
GL - WELL SCREENED IN UPPER GLACIAL AQUIFER. BOTTOM OF UPPER GLACIAL AQUIFER AT APPROX. -20 FEET MSL
MU - WELL SCREENED IN UPPER PORTION OF MAGOTHY AQUIFER. UPPER MAGOTHY RANGES FROM APPROX. -20 TO -110 FEET MSL
MI - WELL SCREENED IN MIDDLE PORTION OF MAGOTHY AQUIFER. MIDDLE MAGOTHY RANGES FROM APPROX. -110 TO -200 FEET MSL
ML - WELL SCREENED IN LOWER PORTION OF MAGOTHY AQUIFER. LOWER MAGOTHY RANGES FROM APPROX. -200 TO TOP OF UNDERLYING RARITAN CLAY

NOTES:

1. THE FOLLOWING ON-SITE AND OFF-SITE EXTRACTION AND RECOVERY WELLS WITHDRAW FROM THE INDICATED AQUIFERS:
   UPPER GLACIAL AND UPPER PORTION OF THE MAGOTHY - RW-1RS
   UPPER PORTION OF THE MAGOTHY - EW-1
   UPPER AND MIDDLE PORTION OF THE MAGOTHY - RW-1RD
   UPPER AND MIDDLE PORTION OF THE MAGOTHY - RW-100
2. POSTED DATA ARE FROM THE JULY 2016 SAMPLING EVENT. IN PERIPHERAL AREAS WHERE DATA IS LACKING, THE LATERAL EXTENT OF THE 5 µg/L ISOCONCENTRATION LINE IS APPROXIMATED BASED ON THE ESTIMATED 2015 TVOC PLUME DISTRIBUTION REPORTED IN THE PUBLIC WATER SUPPLY PROTECTION AND MITIGATION PROGRAM (AMEC, 2016). ISOCONCENTRATION LINES BENEATH THE FORMER UNISYS FACILITY BUILDING REFLECT THE RESULTS OF RECENT TRANSPORT MODEL SIMULATIONS THAT INDICATE TVOC CONCENTRATIONS BENEATH THE BUILDING MAY BE HIGHER THAN INDICATED BY THE JULY 2016 GROUNDWATER MONITORING DATA. THIS IS SUPPORTED BY THE 2016 GROUNDWATER ANALYTICAL RESULTS FOR UPPER GLACIAL MONITORING WELL 35GL (LOCATED NEAR THE FORMER DRY WELL SOURCE AREA), WHERE REPORTED TVOC CONCENTRATIONS RANGED FROM APPROXIMATELY 4,300 TO 5,500 µg/L DURING THE 2016 QUARTERLY SAMPLING EVENTS.
3. TVOCs EQUAL THE SUM OF ALL VOC COMPOUNDS DETECTED AND IS NOT LIMITED TO THE FOUR SITE-RELATED COMPOUNDS (i.e., TETRACHLOROETHENE, TRICHLOROETHENE, CIS-1,2-DICHLOROETHENE, AND FREON 113).

PROJECT:	Lockheed Martin Corporation Former Unisys Facility
LOCATION:	Lake Success, New York
TITLE:	TOTAL VOLATILE ORGANIC COMPOUND CONCENTRATIONS OF THE MIDDLE MAGOTHY AQUIFER JULY 2016

TETRA TECH

APPROVED	SF	FIGURE
DRAFTED	CP	3-11
PROJECT#	117-0507642	
DATE	1-31-17	

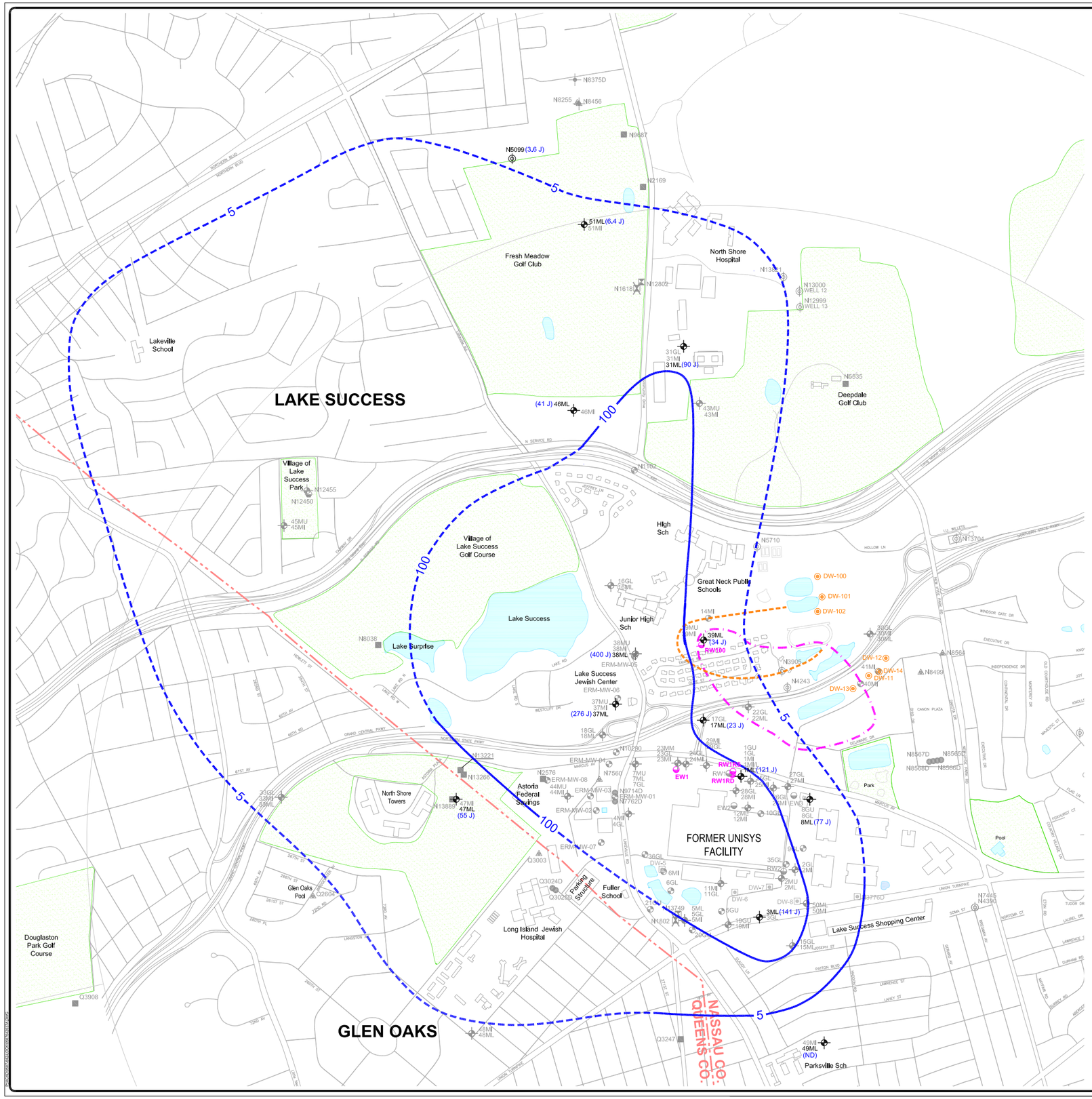

LEGEND:

- BODY OF WATER
- GOLF COURSE OR PARK
- MONITORING WELL CLUSTER
- MONITORING WELL
- ACTIVE SITE EXTRACTION OR RECOVERY WELL
- INACTIVE SITE EXTRACTION OR RECOVERY WELL
- REMEDIATION SYSTEM DIFFUSION WELL
- DOMESTIC WELL
- MUNICIPAL SUPPLY WELL
- NON-MUNICIPAL SUPPLY WELL
- NON-MUNICIPAL IRRIGATION WELL
- NON-MUNICIPAL DIFFUSION WELL
- LOCATION ABANDONED/DESTROYED
- LLOYD AQUIFER MONITORING WELL
- LLOYD AQUIFER MUNICIPAL SUPPLY WELL
- ABANDONED LLOYD AQUIFER MUNICIPAL SUPPLY WELL
- LLOYD AQUIFER NON-MUNICIPAL SUPPLY WELL
- LLOYD AQUIFER NON-MUNICIPAL DIFFUSION WELL
- LOCATION OF FORMER ONSITE DIFFUSION WELLS
- 5 — LINE OF EQUAL CONCENTRATION OF TOTAL VOLATILE ORGANIC COMPOUNDS (TVOC) IN MICROGRAMS PER LITER (µg/L) (DASHED WHERE INFERRED)
- (400 J) — TVOC CONCENTRATION IN µg/L
- ESTIMATED EXTENT OF CAPTURE ZONE IN THE UPPER GLACIAL AQUIFER FROM THE JULY 2016 POTENTIOMETRIC SURFACE MAP
- SIMULATED EXTENT OF CAPTURE ZONE IN THE UPPER GLACIAL AQUIFER FROM THE JULY 2016 POTENTIOMETRIC SURFACE MAP

DEFINITIONS:

GU - WELL SCREENED IN UPPER GLACIAL AQUIFER. BOTTOM OF UPPER GLACIAL AQUIFER AT APPROX. -20 FEET MSL
GL - WELL SCREENED IN UPPER GLACIAL AQUIFER. BOTTOM OF UPPER GLACIAL AQUIFER AT APPROX. -20 FEET MSL
MU - WELL SCREENED IN UPPER PORTION OF MAGOTHY AQUIFER. UPPER MAGOTHY RANGES FROM APPROX. -20 TO -110 FEET MSL
MI - WELL SCREENED IN MIDDLE PORTION OF MAGOTHY AQUIFER. MIDDLE MAGOTHY RANGES FROM APPROX. -110 TO -200 FEET MSL
ML - WELL SCREENED IN LOWER PORTION OF MAGOTHY AQUIFER. LOWER MAGOTHY RANGES FROM APPROX. -200 TO TOP OF UNDERLYING RARITAN CLAY

NOTES:

1. THE FOLLOWING ON-SITE AND OFF-SITE EXTRACTION AND RECOVERY WELLS WITHDRAW FROM THE INDICATED AQUIFERS:
   UPPER GLACIAL AND UPPER PORTION OF THE MAGOTHY - RW-1RS
   UPPER PORTION OF THE MAGOTHY - EW-1
   UPPER AND MIDDLE PORTION OF THE MAGOTHY - RW-1RD
   UPPER AND MIDDLE PORTION OF THE MAGOTHY - RW-100

2. POSTED DATA ARE FROM THE JULY 2016 SAMPLING EVENT. IN PERIPHERAL AREAS WHERE DATA IS LACKING, THE LATERAL EXTENT OF THE 5 µg/L ISOCONCENTRATION LINE IS APPROXIMATED BASED ON THE ESTIMATED 2015 TVOC PLUME DISTRIBUTION REPORTED IN THE PUBLIC WATER SUPPLY PROTECTION AND MITIGATION PROGRAM (AMEC, 2016). ISOCONCENTRATION LINES BENEATH THE FORMER UNISYS FACILITY BUILDING REFLECT THE RESULTS OF RECENT TRANSPORT MODEL SIMULATIONS THAT INDICATE TVOC CONCENTRATIONS BENEATH THE BUILDING MAY BE HIGHER THAN INDICATED BY THE JULY 2016 GROUNDWATER MONITORING DATA. THIS IS SUPPORTED BY THE 2016 GROUNDWATER ANALYTICAL RESULTS FOR UPPER GLACIAL MONITORING WELL 35GL (LOCATED NEAR THE FORMER DRY WELL SOURCE AREA), WHERE REPORTED TVOC CONCENTRATIONS RANGED FROM APPROXIMATELY 4,300 TO 5,500 µg/L DURING THE 2016 QUARTERLY SAMPLING EVENTS.

3. TVOCs EQUAL THE SUM OF ALL VOC COMPOUNDS DETECTED AND IS NOT LIMITED TO THE FOUR SITE-RELATED COMPOUNDS (i.e., TETRACHLOROETHENE, TRICHLOROETHENE, CIS-1,2-DICHLOROETHENE, AND FREON 113).

0 650 1300
SCALE IN FEET

PROJECT:	Lockheed Martin Corporation Former Unisys Facility		
LOCATION:	Lake Success, New York		
TITLE:	TOTAL VOLATILE ORGANIC COMPOUND CONCENTRATIONS IN BASAL MAGOTHY AQUIFER JULY 2016		
TETRA TECH	APPROVED	SF	FIGURE
	DRAFTED	CP	3-12
	PROJECT#	117-0507642	
	DATE	1-31-17	

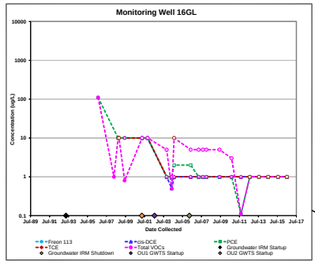

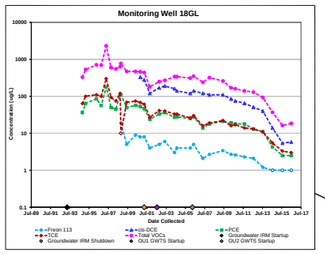

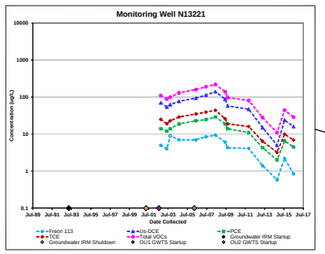

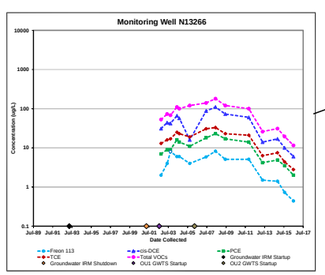

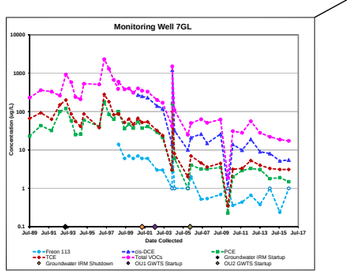

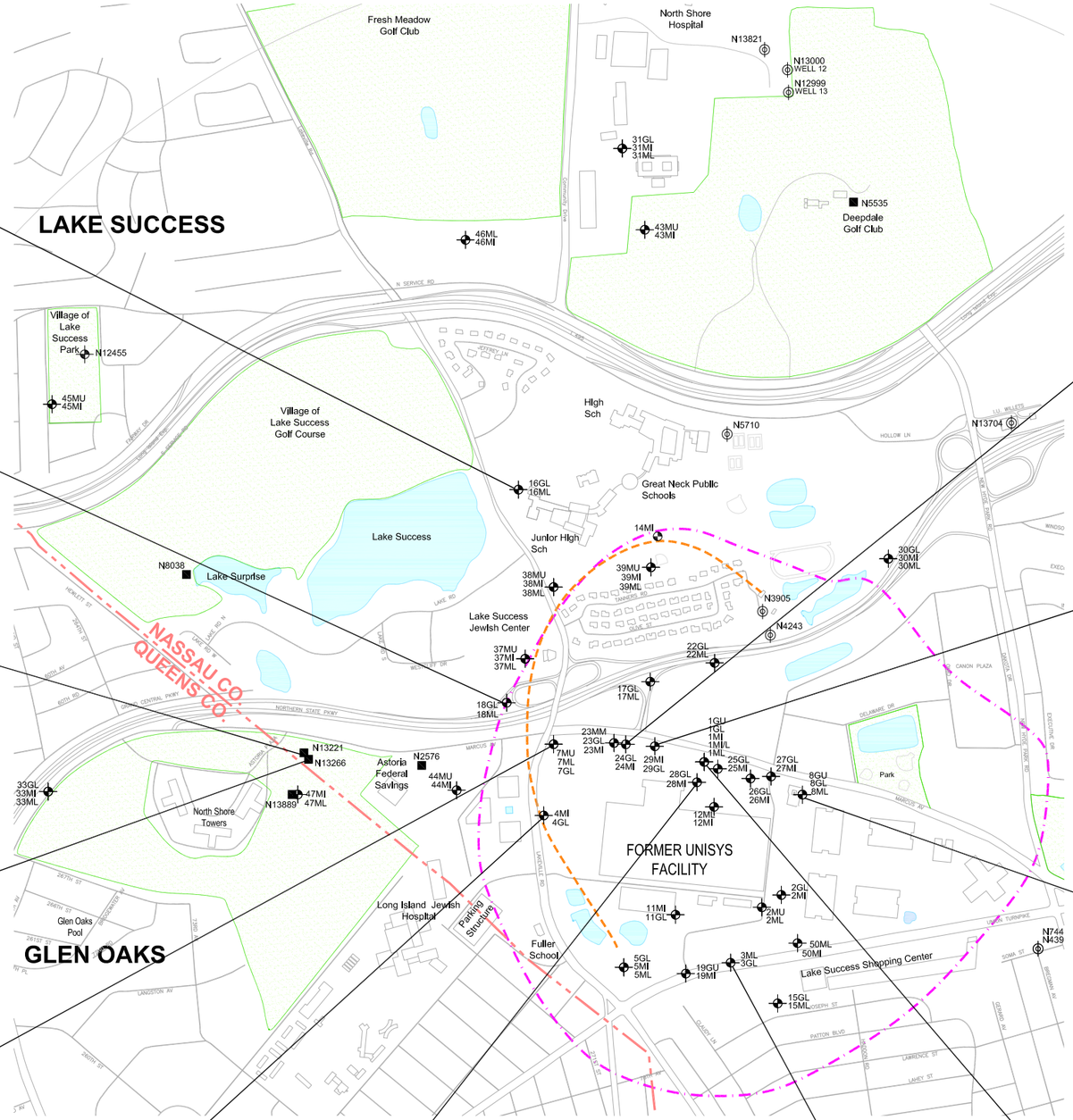

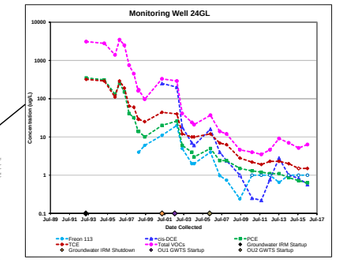

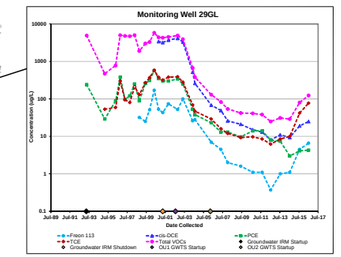

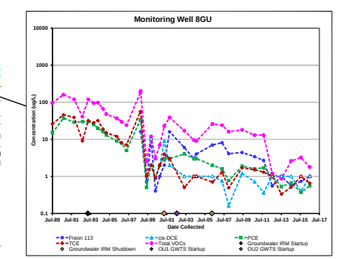

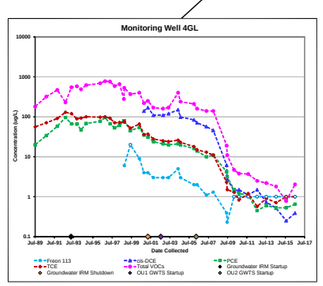

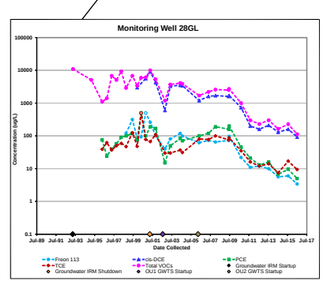

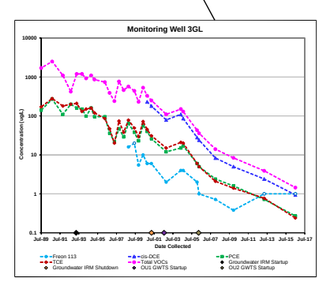

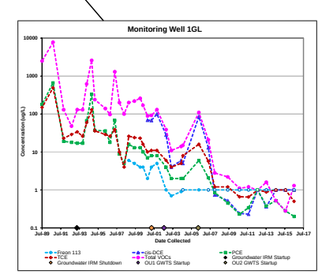

LEGEND:

- BODY OF WATER
- GOLF COURSE OR PARK
- MONITORING WELL CLUSTER
- MUNICIPAL SUPPLY WELL
- NON-MUNICIPAL SUPPLY WELL
- ESTIMATED EXTENT OF CAPTURE ZONE IN THE UPPER GLACIAL AQUIFER FROM THE JULY 2016 POTENTIOMETRIC SURFACE MAP
- SIMULATED EXTENT OF CAPTURE ZONE IN THE UPPER GLACIAL AQUIFER FROM THE JULY 2016 POTENTIOMETRIC SURFACE MAP

DEFINITIONS:

GU - WELL SCREENED IN UPPER GLACIAL AQUIFER. BOTTOM OF UPPER GLACIAL AQUIFER AT APPROX. -20 FEET MSL

GL - WELL SCREENED IN UPPER GLACIAL AQUIFER. BOTTOM OF UPPER GLACIAL AQUIFER AT APPROX. -20 FEET MSL

MU - WELL SCREENED IN UPPER PORTION OF MAGOTHY AQUIFER. UPPER MAGOTHY RANGES FROM APPROX. -20 TO -110 FEET MSL

MI - WELL SCREENED IN MIDDLE PORTION OF MAGOTHY AQUIFER. MIDDLE MAGOTHY RANGES FROM APPROX. -110 TO -200 FEET MSL

ML - WELL SCREENED IN LOWER PORTION OF MAGOTHY AQUIFER. LOWER MAGOTHY RANGES FROM APPROX. -200 TO TOP OF UNDERLYING RARITAN CLAY.

(REFER TO TABLE 2-1 FOR AQUIFER HORIZON(S) SCREENED BY SPECIFIC WELLS)

NOTE:

1. TOTAL VOLATILE ORGANIC COMPOUND CONCENTRATIONS FROM GROUNDWATER SAMPLING ANALYTICAL RESULTS, BUT DOES NOT INCLUDE TENTATIVELY IDENTIFIED COMPOUNDS.

0 600 1200
SCALE IN FEET

PROJECT:	Lockheed Martin Corporation Former Unisys Facility		
LOCATION:	Lake Success, New York		
TITLE:	TOTAL VOLATILE ORGANIC COMPOUND CONCENTRATION TRENDS IN UPPER GLACIAL AQUIFER JULY 2016		
TETRA TECH	APPROVED	SF	FIGURE
	DRAFTED	CP	3-13
	PROJECT#	117-0507642	
	DATE	1-11-17	

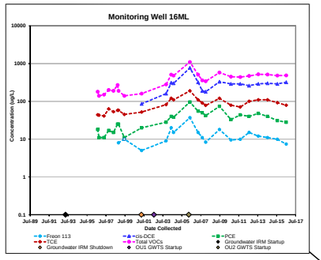

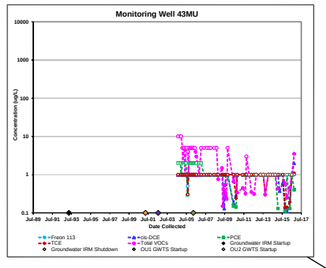

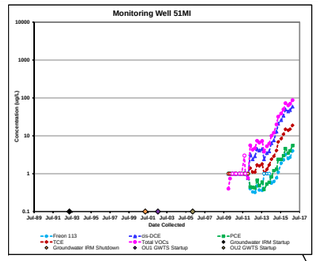

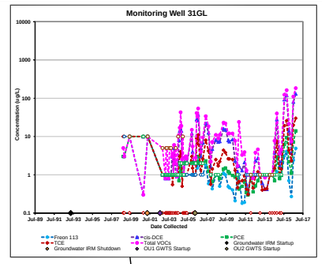

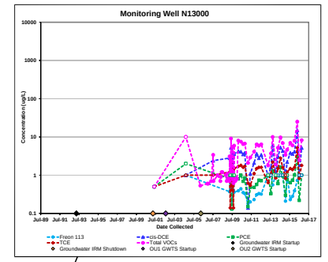

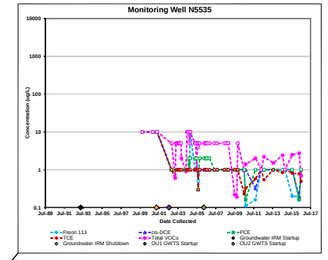

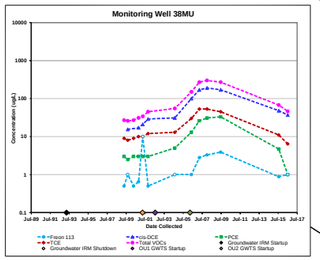

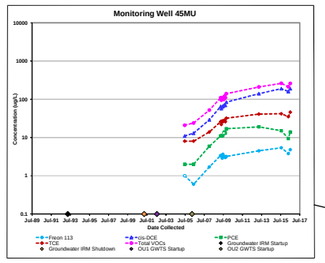

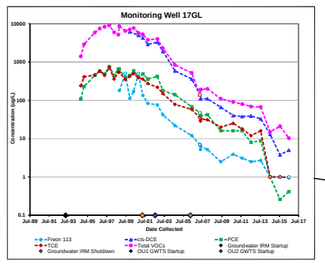

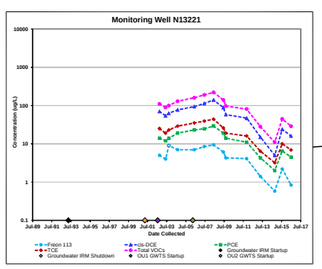

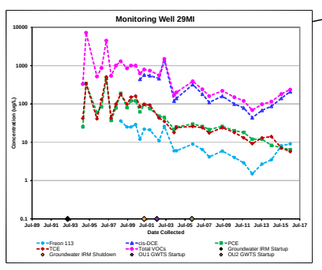

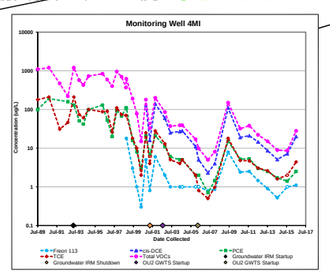

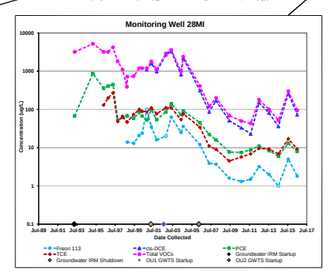

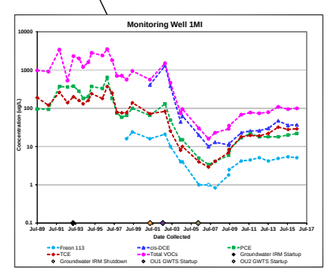

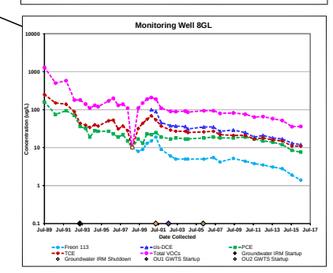

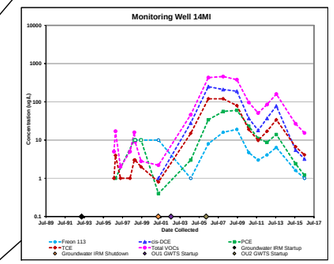

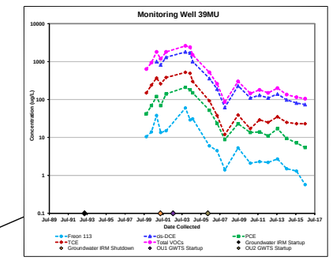

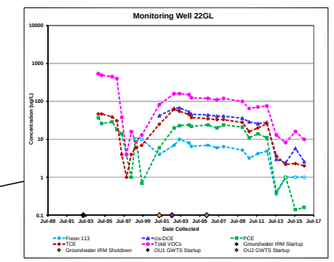

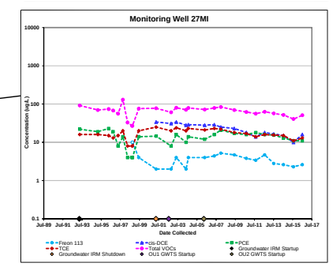

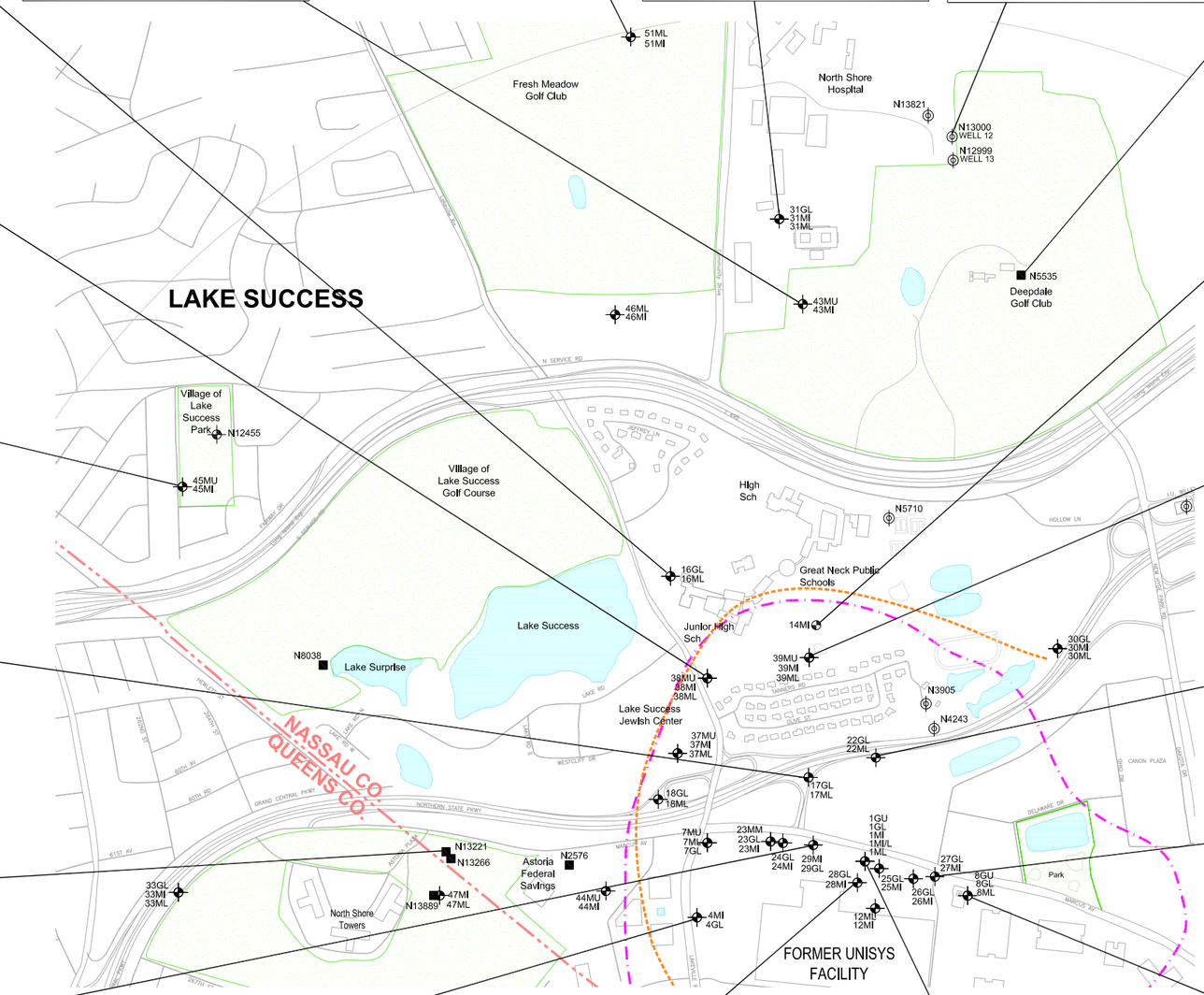
LAKE SUCCESS
Fresh Meadow Golf Club
North Shore Hospital
Deepdale Golf Club
Village of Lake Success Park
Village of Lake Success Golf Course
Lake Success
Lake Surprise
High Sch
Junior High Sch
Great Neck Public Schools
Lake Success Jewish Center
North Shore Towers
Astoria Federal Savings
Park
FORMER UNISYS FACILITY
NASSAU CO
QUEENS CO
51ML
51MI
N13821
N13000
WELL 12
N12999
WELL 13
31GL
31MI
31ML
N5535
43MU
43MI
46ML
46MI
N12455
45MU
45MI
N5710
16GL
16ML
14MI
N8038
39MU
39MI
39ML
30GL
30MI
30ML
N3905
N4243
38MU
38MI
38ML
37MU
37MI
37ML
22GL
22ML
17GL
17ML
18GL
18ML
7MU
7ML
7GL
23MM
23GL
23MI
24GL
24MI
29MI
29GL
1GU
1GL
1MI
1MIL
1ML
28GL
28MI
25GL
25MI
27GL
27MI
26GL
26MI
8GU
8GL
8ML
12MU
12MI
4MI
4GL
N13221
N13266
N2576
N13889
47MI
47ML
44MU
44MI
33GL
33MI
33ML
N SERVICE RD
HOLLOW LN
LAKE RD
WESTCLIFF DR
GRAND CENTRAL PKWY
NORTHERN STATE PKWY
DELAWARE DR
CANON PLAZA
MARCUS AV
LAKEVILLE RD
61ST AV
60TH RD
60TH AV
HEMLOCK
PEARL ST
ZADEK ST
LAKE RD N
LAKE RD S
DUKE ST
TANNER ST
ROCKLAND AVE
ARROW RD
ROCKLAND PL
ROCKLAND AVE
LAKEVILLE RD
LIE WAY
NORTHERN BLVD
ALBERT ST
ALBERT LN
JEFFREY LN
LEFRAK DR
LAKE SUCCESS BLVD
LAKE SUCCESS BLVD
LAKE SUCCESS BLVD

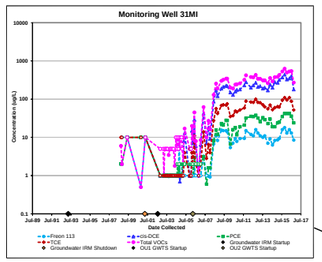

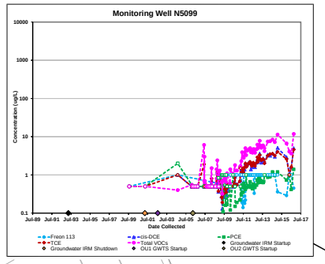

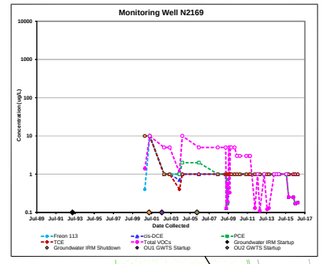

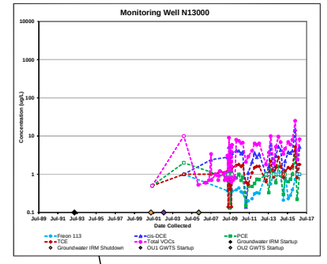

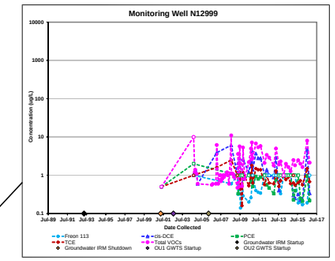

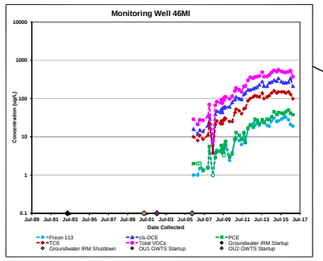

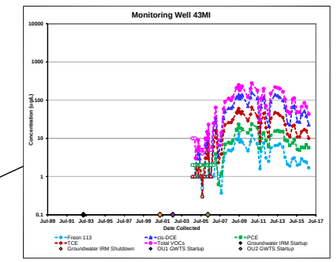

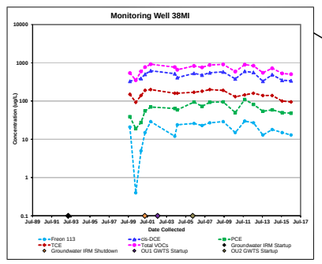

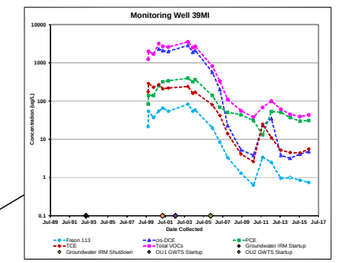

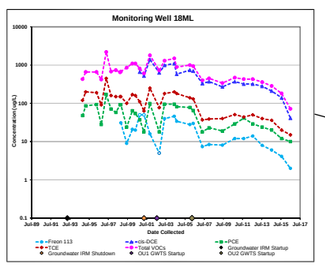

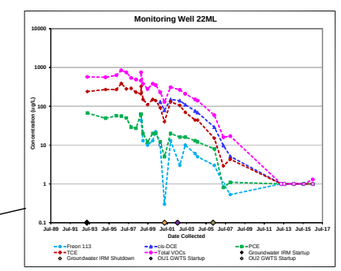

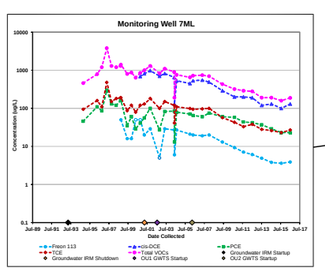

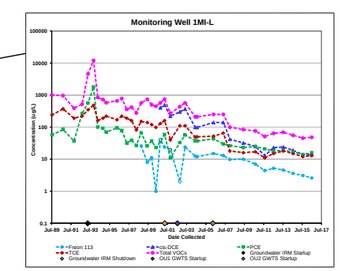

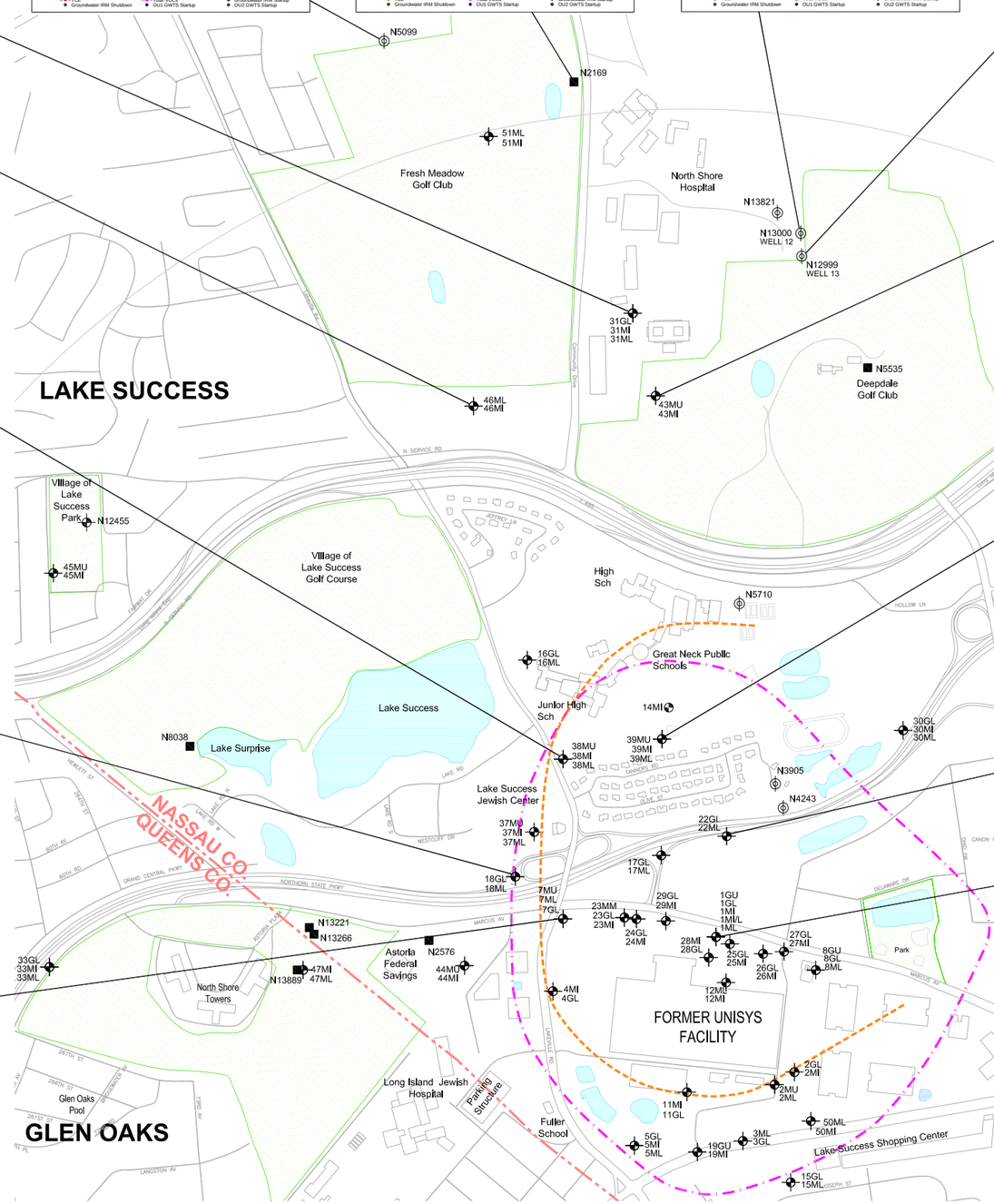

LEGEND:

- BODY OF WATER
- GOLF COURSE OR PARK
- MONITORING WELL CLUSTER
- MUNICIPAL SUPPLY WELL
- NON-MUNICIPAL SUPPLY WELL
- ESTIMATED EXTENT OF CAPTURE ZONE IN THE MIDDLE MAGOTHY AQUIFER FROM THE JULY 2016 POTENTIOMETRIC SURFACE MAP
- SIMULATED EXTENT OF CAPTURE ZONE IN THE MIDDLE MAGOTHY AQUIFER FROM THE JULY 2016 POTENTIOMETRIC SURFACE MAP

DEFINITIONS:

GU - WELL SCREENED IN UPPER GLACIAL AQUIFER. BOTTOM OF UPPER GLACIAL AQUIFER AT APPROX. -20 FEET MSL

GL - WELL SCREENED IN UPPER GLACIAL AQUIFER. BOTTOM OF UPPER GLACIAL AQUIFER AT APPROX. -20 FEET MSL

MU - WELL SCREENED IN UPPER PORTION OF MAGOTHY AQUIFER. UPPER MAGOTHY RANGES FROM APPROX. -20 TO -110 FEET MSL

MI - WELL SCREENED IN MIDDLE PORTION OF MAGOTHY AQUIFER. MIDDLE MAGOTHY RANGES FROM APPROX. -110 TO -200 FEET MSL

ML - WELL SCREENED IN LOWER PORTION OF MAGOTHY AQUIFER. LOWER MAGOTHY RANGES FROM APPROX. -200 TO TOP OF UNDERLYING RARITAN CLAY.

(REFER TO TABLE 2-1 FOR AQUIFER HORIZON(S) SCREENED BY SPECIFIC WELLS)

NOTE:

1. TOTAL VOLATILE ORGANIC COMPOUND CONCENTRATIONS FROM GROUNDWATER SAMPLING ANALYTICAL RESULTS, BUT DOES NOT INCLUDE TENTATIVELY IDENTIFIED COMPOUNDS.

0 600 1200
SCALE IN FEET

PROJECT:	Lockheed Martin Corporation Former Unisys Facility
LOCATION:	Lake Success, New York
TITLE:	TOTAL VOLATILE ORGANIC COMPOUND CONCENTRATION TRENDS IN MIDDLE MAGOTHY AQUIFER JULY 2016

TETRA TECH

APPROVED	SF	FIGURE
DRAFTED	CP	3-15
PROJECT#	117-0507642	
DATE	1-11-17	

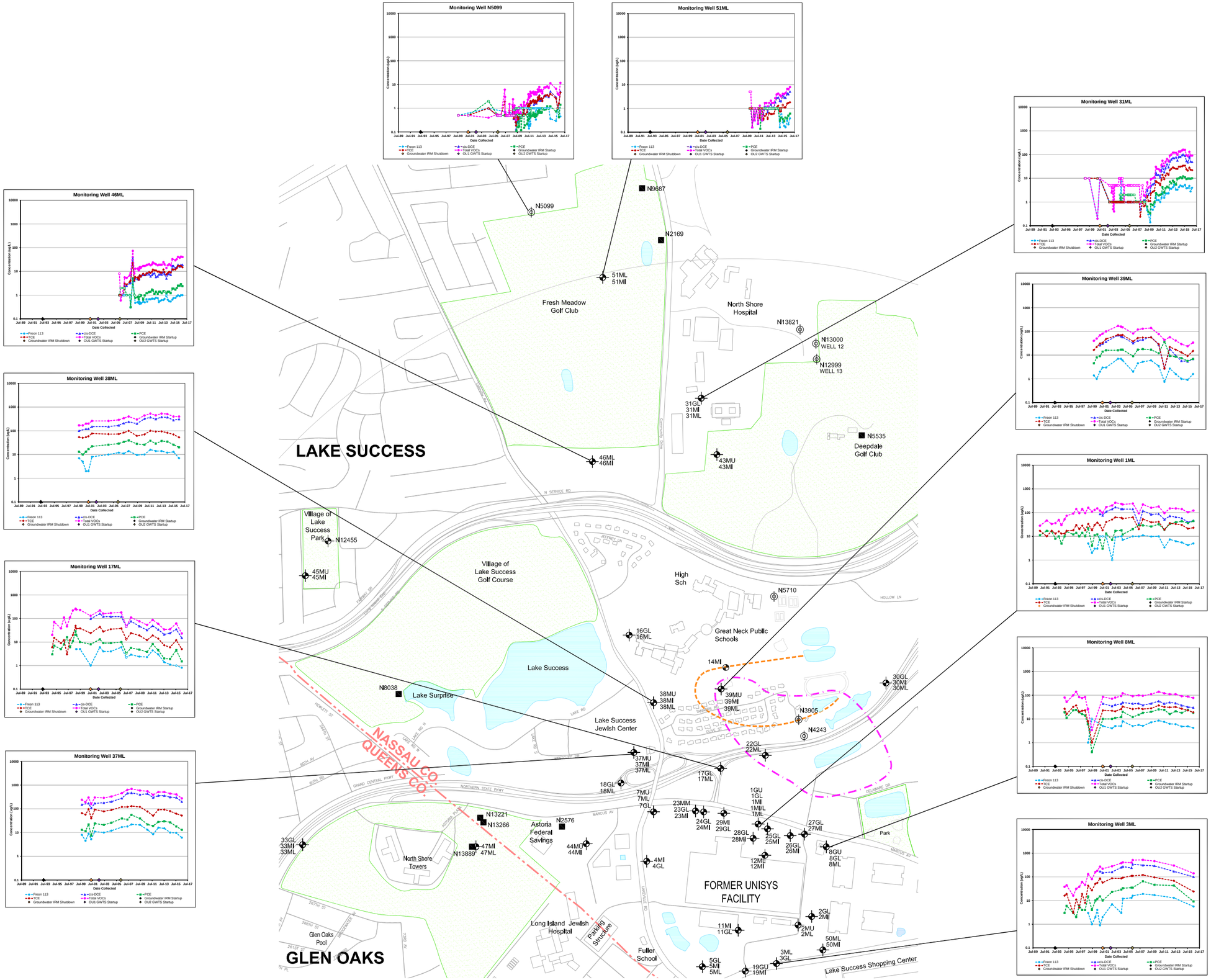

LEGEND:

- BODY OF WATER
- GOLF COURSE OR PARK
- MONITORING WELL CLUSTER
- MUNICIPAL SUPPLY WELL
- NON-MUNICIPAL SUPPLY WELL
- ESTIMATED EXTENT OF CAPTURE ZONE IN THE BASAL MAGOTHY AQUIFER FROM THE JULY 2016 POTENTIOMETRIC SURFACE MAP
- SIMULATED EXTENT OF CAPTURE ZONE IN THE BASAL MAGOTHY AQUIFER FROM THE JULY 2016 POTENTIOMETRIC SURFACE MAP

DEFINITIONS:

GU - WELL SCREENED IN UPPER GLACIAL AQUIFER. BOTTOM OF UPPER GLACIAL AQUIFER AT APPROX. -20 FEET MSL

GL - WELL SCREENED IN UPPER GLACIAL AQUIFER. BOTTOM OF UPPER GLACIAL AQUIFER AT APPROX. -20 FEET MSL

MU - WELL SCREENED IN UPPER PORTION OF MAGOTHY AQUIFER. UPPER MAGOTHY RANGES FROM APPROX. -20 TO -110 FEET MSL

MI - WELL SCREENED IN MIDDLE PORTION OF MAGOTHY AQUIFER. MIDDLE MAGOTHY RANGES FROM APPROX. -110 TO -200 FEET MSL

ML - WELL SCREENED IN LOWER PORTION OF MAGOTHY AQUIFER. LOWER MAGOTHY RANGES FROM APPROX. -200 TO TOP OF UNDERLYING RARITAN CLAY.

(REFER TO TABLE 2-1 FOR AQUIFER HORIZON(S) SCREENED BY SPECIFIC WELLS)

NOTE:

1. TOTAL VOLATILE ORGANIC COMPOUND CONCENTRATIONS FROM GROUNDWATER SAMPLING ANALYTICAL RESULTS, BUT DOES NOT INCLUDE TENTATIVELY IDENTIFIED COMPOUNDS.

0 600 1200
SCALE IN FEET

PROJECT:	Lockheed Martin Corporation Former Unisys Facility		
LOCATION:	Lake Success, New York		
TITLE:	TOTAL VOLATILE ORGANIC COMPOUND CONCENTRATION TRENDS IN BASAL MAGOTHY AQUIFER JULY 2016		
TETRA TECH	APPROVED	SF	FIGURE
	DRAFTED	CP	3-16
	PROJECT#	117-0507642	
	DATE	1-11-17	

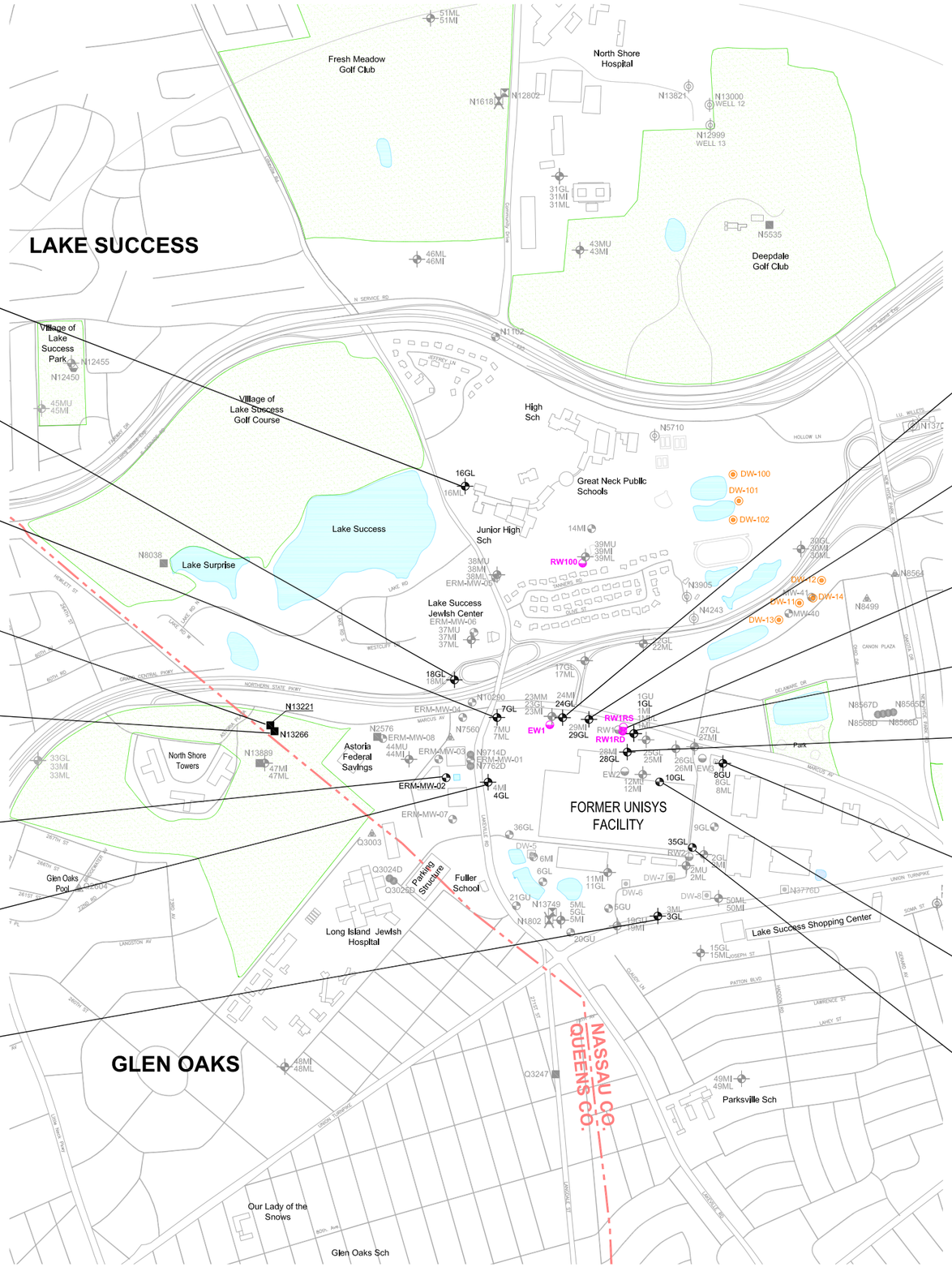

	MW-16GL
PCE	0.1 U
TCE	0.1 U
cis-1,2-DCE	0.1 U
Freon 113	0.1 U
1,4-Dioxane	0.11 U
Total VOCs	ND

	MW-18GL
PCE	2.5
TCE	3
cis-1,2-DCE	**5.8**
Freon 113	0.1 U
1,4-Dioxane	0.11 UJ
Total VOCs	18.6 J

	MW-7GL
PCE	1.5
TCE	3.1
cis-1,2-DCE	**5.5**
Freon 113	0.1 U
1,4-Dioxane	0.11 U
Total VOCs	17.32 J

	IW-N13221
PCE	4.5
TCE	**6.9**
cis-1,2-DCE	**16**
Freon 113	0.84 J
1,4-Dioxane	0.11 UJ
Total VOCs	28.81 J

	IW-N13266
PCE	2
TCE	2.8
cis-1,2-DCE	**6**
Freon 113	0.44 J
1,4-Dioxane	0.11 UJ
Total VOCs	11.53 J

	ERM-MW-2
PCE	1.9
TCE	2.3
cis-1,2-DCE	**6.9**
Freon 113	0.1 U
1,4-Dioxane	0.11 U
Total VOCs	16.8 J

	MW-4GL
PCE	0.65 J
TCE	1
cis-1,2-DCE	0.39 J
Freon 113	0.1 U
1,4-Dioxane	0.11 U
Total VOCs	2.04 J

	MW-3GL
PCE	0.27 J
TCE	0.24 J
cis-1,2-DCE	0.94 J
Freon 113	0.1 U
1,4-Dioxane	0.11 U
Total VOCs	1.45 J

	MW-24GL
PCE	0.63 J
TCE	1.5
cis-1,2-DCE	0.57 J
Freon 113	0.1 U
1,4-Dioxane	0.73
Total VOCs	6.33 J

	MW-29GL
PCE	4.3
TCE	**77**
cis-1,2-DCE	**25**
Freon 113	**6.6**
1,4-Dioxane	4.4
Total VOCs	123.47 J

	RW1RS
PCE	**8.4**
TCE	**11**
cis-1,2-DCE	**140**
Freon 113	**8.0**
1,4-Dioxane	0.63
Total VOCs	232

	MW-1GL
PCE	0.2 J
TCE	0.5 J
cis-1,2-DCE	0.1 U
Freon 113	0.1 U
1,4-Dioxane	0.47 J
Total VOCs	1.3 J

	MW-28GL
PCE	5
TCE	**9.4**
cis-1,2-DCE	**92**
Freon 113	3.4
1,4-Dioxane	0.73
Total VOCs	112.63 J

	MW-8GU
PCE	0.55 J
TCE	0.65 J
cis-1,2-DCE	0.1 U
Freon 113	0.1 U
1,4-Dioxane	0.11 UJ
Total VOCs	1.78 J

	MW-10GL
PCE	0.75 J
TCE	0.77J
cis-1,2-DCE	0.1 U
Freon 113	0.1 U
1,4-Dioxane	0.11 U
Total VOCs	2.29 J

	MW-35GL
PCE	**66**
TCE	**230**
cis-1,2-DCE	**4400**
Freon 113	**11 J**
1,4-Dioxane	3.3
Total VOCs	4839.5 J

LEGEND:

- BODY OF WATER
- GOLF COURSE OR PARK
- MONITORING WELL CLUSTER
- MONITORING WELL
- ACTIVE SITE EXTRACTION OR RECOVERY WELL
- INACTIVE SITE EXTRACTION OR RECOVERY WELL
- REMEDIATION SYSTEM DIFFUSION WELL
- DOMESTIC WELL
- MUNICIPAL SUPPLY WELL
- NON-MUNICIPAL SUPPLY WELL
- NON-MUNICIPAL IRRIGATION WELL
- NON-MUNICIPAL DIFFUSION WELL
- LOCATION ABANDONED/DESTROYED
- LLOYD AQUIFER MONITORING WELL
- LLOYD AQUIFER MUNICIPAL SUPPLY WELL
- ABANDONED LLOYD AQUIFER MUNICIPAL SUPPLY WELL
- LLOYD AQUIFER NON-MUNICIPAL SUPPLY WELL
- LLOYD AQUIFER NON-MUNICIPAL DIFFUSION WELL
- LOCATION OF FORMER ONSITE DIFFUSION WELLS

J	RESULT IS LESS THAN THE REPORTING LIMIT BUT GREATER THAN OR EQUAL TO THE METHOD DETECTION LIMIT AND THE CONCENTRATION IS AN APPROXIMATE VALUE
U	INDICATES THAT THE ANALYTE WAS ANALYZED FOR BUT NOT DETECTED. 1,4-DIOXANE METHOD DETECTION LIMIT = 0.11 μg/L. METHOD DETECTION LIMIT OF PCE, TCE, CIS-1,2-DCE, AND FREON 113 = 0.1 μg/L.
NA	NOT ANALYZED PER LOCKHEED MARTIN'S ACCESS AGREEEMENT WITH FRESH MEADOWS.
UJ	THE SAMPLE WAS ANALYZED FOR THE ANALYTE, BUT IT WAS NOT DETECTED; THE REPORTED DETECTION LIMIT IS APPROXIMATE.

PCE	Tetrachloroethene
TCE	Trichloroethene
cis-1,2-DCE	cis-1,2-Dichloroethene
Freon 113	1,1,2-Trichloro-1,2,2-trifluoroethane
1,4-Dioxane	1,4-Dioxane
Total VOCs	Total Volatile Organic Compounds

NOTE: ALL CONCENTRATIONS IN MICGROGRAMS PER LITER (μg/L).

NOTES:

1. TOTAL VOLATILE ORGANIC COMPOUNDS (VOCs) EQUAL THE SUM OF ALL VOC COMPOUNDS DETECTED AND IS NOT LIMITED TO THE FOUR SITE-RELATED COMPOUNDS (i.e., TETRACHLOROETHENE, TRICHLOROETHENE, CIS-1,2-DICHLOROETHENE, AND FREON 113).
2. CONCENTRATIONS EXCEEDING THE SITE-SPECIFIC ARARS ARE SHOWN IN BOLD AND HIGHLIGHTED YELLOW.
3. RW1RS DATA ARE FROM APRIL 2016.

0 600 1200
SCALE IN FEET

PROJECT: **Lockheed Martin Corporation Former Unisys Facility**

LOCATION: **Lake Success, New York**

TITLE: **JULY 2016 GROUNDWATER - UPPER GLACIAL COMPOUND OF CONCERN AND 1,4-DIOXANE CONCENTRATIONS**

TETRA TECH

APPROVED	SF	FIGURE
DRAFTED	CP	3-17
PROJECT#	117-0507642	
DATE	1-11-17	

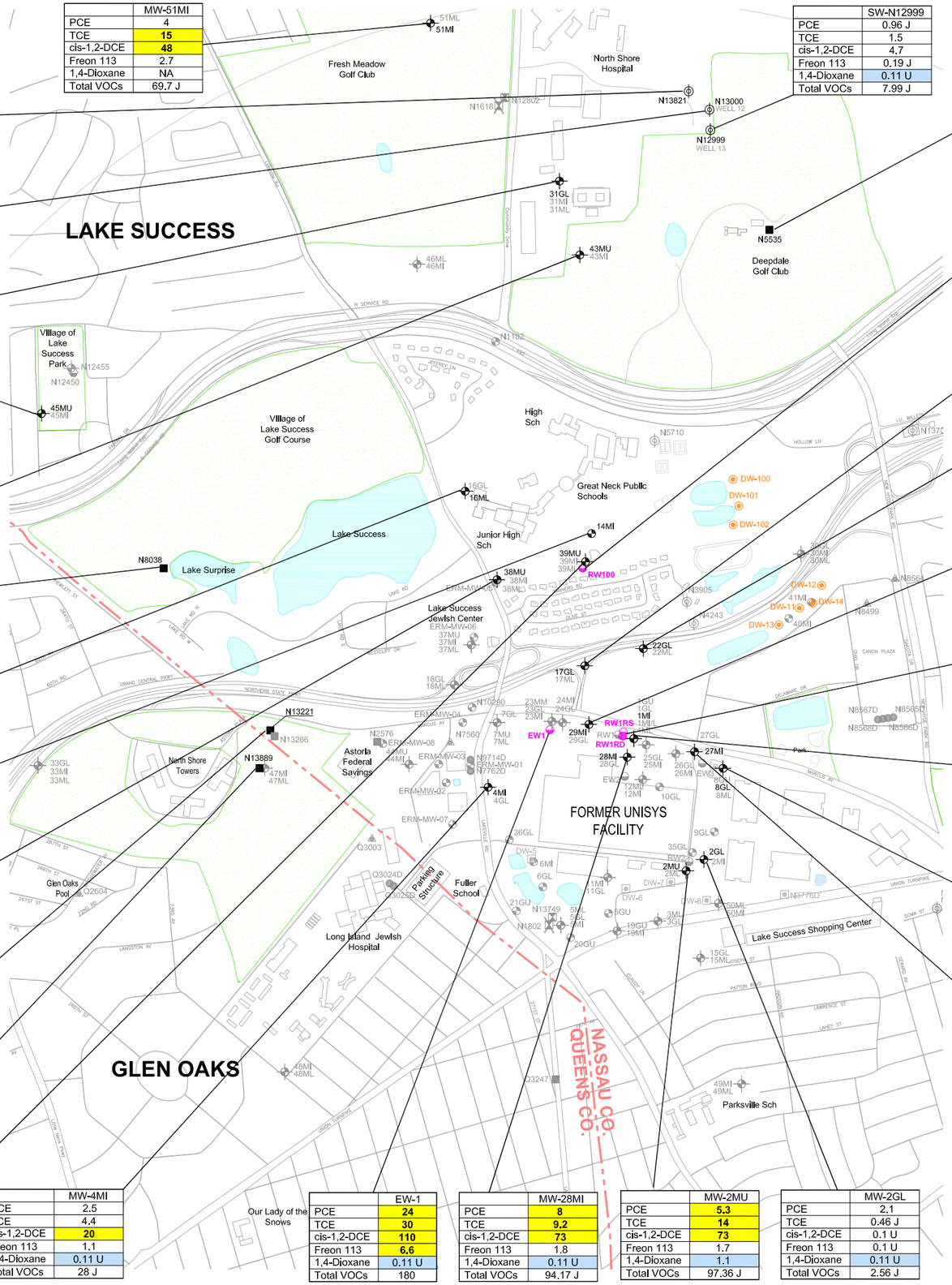

	MW-51MI
PCE	4
TCE	**15**
cis-1,2-DCE	**48**
Freon 113	2.7
1,4-Dioxane	NA
Total VOCs	69.7 J

	SW-N12999
PCE	0.96 J
TCE	1.5
cis-1,2-DCE	4.7
Freon 113	0.19 J
1,4-Dioxane	0.11 U
Total VOCs	7.99 J

	SW-N13821
PCE	0.43 J
TCE	0.31 J
cis-1,2-DCE	0.92 J
Freon 113	0.1 U
1,4-Dioxane	0.11 U
Total VOCs	1.66 J

	IW-N5535
PCE	0.1 U
TCE	0.49 J
cis-1,2-DCE	0.1 U
Freon 113	0.1 U
1,4-Dioxane	0.11 U
Total VOCs	0.69 J

	SW-N13000
PCE	0.22 J
TCE	0.82 J
cis-1,2-DCE	0.1 U
Freon 113	0.1 U
1,4-Dioxane	0.11 U
Total VOCs	2.49 J

	RW100
PCE	**19**
TCE	**26**
cis-1,2-DCE	**86**
Freon 113	4.1
1,4-Dioxane	0.11 U
Total VOCs	141

	MW-31GL
PCE	**7.2**
TCE	**20**
cis-1,2-DCE	**80**
Freon 113	2.4
1,4-Dioxane	0.11 U
Total VOCs	111.31 J

	MW-17GL
PCE	0.41 J
TCE	0.96 J
cis-1,2-DCE	**5.4**
Freon 113	0.1 U
1,4-Dioxane	1.2 J
Total VOCs	10.32 J

	MW-45MU
PCE	**14**
TCE	**46**
cis-1,2-DCE	**190**
Freon 113	4.8
1,4-Dioxane	0.99
Total VOCs	259.58 J

	MW-22GL
PCE	0.16 J
TCE	2
cis-1,2-DCE	2.6
Freon 113	0.1 U
1,4-Dioxane	0.98 J
Total VOCs	9.99 J

	MW-43MU
PCE	0.1 U
TCE	0.1 U
cis-1,2-DCE	0.1 U
Freon 113	0.1 U
1,4-Dioxane	0.11 U
Total VOCs	ND

	MW-29MI
PCE	**6.4**
TCE	**5.7**
cis-1,2-DCE	**210**
Freon 113	**9.1**
1,4-Dioxane	1.2
Total VOCs	237.2 J

	IW-N8038
PCE	**24**
TCE	**36**
cis-1,2-DCE	**120**
Freon 113	**6.3**
1,4-Dioxane	1.1
Total VOCs	192

	RW1RD	RW1RS
PCE	**21**	**8.4**
TCE	**19**	**11**
cis-1,2-DCE	**40**	**140**
Freon 113	4.0	**8.0**
1,4-Dioxane	1.0	0.63
Total VOCs	89	232

	MW-16ML
PCE	**28**
TCE	**79**
cis-1,2-DCE	**320**
Freon 113	**7.4**
1,4-Dioxane	2
Total VOCs	485.44 J

	MW-1MI
PCE	**22**
TCE	**29**
cis-1,2-DCE	**37**
Freon 113	**5.1**
1,4-Dioxane	1.2 J
Total VOCs	99.5 J

	MW-14MI
PCE	1.2
TCE	4.1
cis-1,2-DCE	3.2
Freon 113	0.1 U
1,4-Dioxane	0.11 U
Total VOCs	15.4 J

	MW-38MU
PCE	1
TCE	**6.4**
cis-1,2-DCE	**37**
Freon 113	0.1 U
1,4-Dioxane	0.96
Total VOCs	46.36 J

	MW-8GL
PCE	**7.6**
TCE	**11**
cis-1,2-DCE	**12**
Freon 113	1.4
1,4-Dioxane	0.98 J
Total VOCs	36.27 J

	IW-N13221
PCE	4.5
TCE	**6.9**
cis-1,2-DCE	**16**
Freon 113	0.84 J
1,4-Dioxane	0.11 UJ
Total VOCs	28.81 J

	MW-27MI
PCE	**11**
TCE	**13**
cis-1,2-DCE	**16**
Freon 113	2.6
1,4-Dioxane	1.4
Total VOCs	51.07 J

	IW-N13889
PCE	**7.8**
TCE	**12**
cis-1,2-DCE	**32**
Freon 113	2
1,4-Dioxane	0.78 J
Total VOCs	55.19 J

	MW-39MU
PCE	**5.4**
TCE	**23**
cis-1,2-DCE	**74**
Freon 113	0.57 J
1,4-Dioxane	1.1 J
Total VOCs	105.27 J

	MW-4MI
PCE	2.5
TCE	4.4
cis-1,2-DCE	**20**
Freon 113	1.1
1,4-Dioxane	0.11 U
Total VOCs	28 J

	EW-1
PCE	**24**
TCE	**30**
cis-1,2-DCE	**110**
Freon 113	**6.6**
1,4-Dioxane	0.11 U
Total VOCs	180

	MW-28MI
PCE	**8**
TCE	**9.2**
cis-1,2-DCE	**73**
Freon 113	1.8
1,4-Dioxane	0.11 U
Total VOCs	94.17 J

	MW-2MU
PCE	**5.3**
TCE	**14**
cis-1,2-DCE	**73**
Freon 113	1.7
1,4-Dioxane	1.1
Total VOCs	97.36 J

	MW-2GL
PCE	2.1
TCE	0.46 J
cis-1,2-DCE	0.1 U
Freon 113	0.1 U
1,4-Dioxane	0.11 U
Total VOCs	2.56 J

LEGEND:

- BODY OF WATER
- GOLF COURSE OR PARK
- MONITORING WELL CLUSTER
- MONITORING WELL
- ACTIVE SITE EXTRACTION OR RECOVERY WELL
- INACTIVE SITE EXTRACTION OR RECOVERY WELL
- REMEDIATION SYSTEM DIFFUSION WELL
- DOMESTIC WELL
- MUNICIPAL SUPPLY WELL
- NON-MUNICIPAL SUPPLY WELL
- NON-MUNICIPAL IRRIGATION WELL
- NON-MUNICIPAL DIFFUSION WELL
- LOCATION ABANDONED/DESTROYED
- LLOYD AQUIFER MONITORING WELL
- LLOYD AQUIFER MUNICIPAL SUPPLY WELL
- ABANDONED LLOYD AQUIFER MUNICIPAL SUPPLY WELL
- LLOYD AQUIFER NON-MUNICIPAL SUPPLY WELL
- LLOYD AQUIFER NON-MUNICIPAL DIFFUSION WELL
- LOCATION OF FORMER ONSITE DIFFUSION WELLS

J	RESULT IS LESS THAN THE REPORTING LIMIT BUT GREATER THAN OR EQUAL TO THE METHOD DETECTION LIMIT AND THE CONCENTRATION IS AN APPROXIMATE VALUE
U	INDICATES THAT THE ANALYTE WAS ANALYZED FOR BUT NOT DETECTED. 1,4-DIOXANE METHOD DETECTION LIMIT = 0.11 μg/L. METHOD DETECTION LIMIT OF PCE, TCE, CIS-1,2-DCE, AND FREON 113 = 0.1 μg/L.
NA	NOT ANALYZED PER LOCKHEED MARTIN'S ACCESS AGREEEMENT WITH FRESH MEADOWS.
UJ	THE SAMPLE WAS ANALYZED FOR THE ANALYTE, BUT IT WAS NOT DETECTED; THE REPORTED DETECTION LIMIT IS APPROXIMATE.

PCE	Tetrachloroethene
TCE	Trichloroethene
cis-1,2-DCE	cis-1,2-Dichloroethene
Freon 113	1,1,2-Trichloro-1,2,2-trifluoroethane
1,4-Dioxane	1,4-Dioxane
Total VOCs	Total Volatile Organic Compounds

NOTE: ALL CONCENTRATIONS IN MICGROGRAMS PER LITER (μg/L).

NOTES:

1. TOTAL VOLATILE ORGANIC COMPOUNDS (VOCs) EQUAL THE SUM OF ALL VOC COMPOUNDS DETECTED AND IS NOT LIMITED TO THE FOUR SITE-RELATED COMPOUNDS (i.e., TETRACHLOROETHENE, TRICHLOROETHENE, CIS-1,2-DICHLOROETHENE, AND FREON 113).
2. CONCENTRATIONS EXCEEDING THE SITE-SPECIFIC ARARS ARE SHOWN IN BOLD AND HIGHLIGHTED YELLOW.
3. N8038 DATA ARE FROM MARCH 2016. EW1, RW1RS, RW1RD, AND RW100 DATA ARE FROM APRIL 2016.

0 600 1200
SCALE IN FEET

PROJECT: **Lockheed Martin Corporation Former Unisys Facility**

LOCATION: **Lake Success, New York**

TITLE: **JULY 2016 GROUNDWATER - UPPER MAGOTHY COMPOUND OF CONCERN AND 1,4-DIOXANE CONCENTRATIONS**

TETRA TECH

APPROVED	SF
DRAFTED	CP
PROJECT#	117-0507642
DATE	1-11-17

FIGURE **3-18**

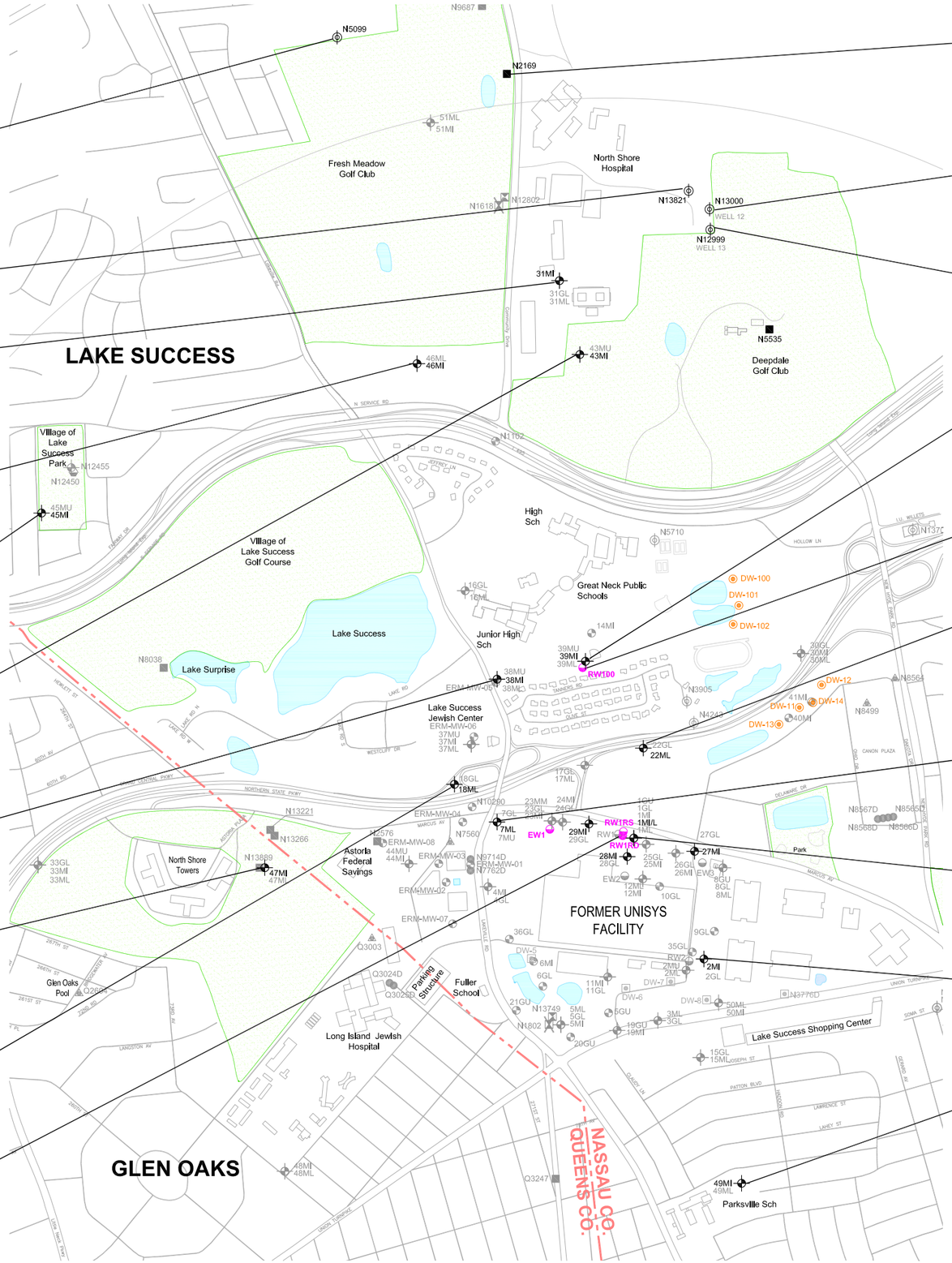

	SW-N5099
PCE	0.42 J
TCE	1.6
cis-1,2-DCE	1.6
Freon 113	0.1 U
1,4-Dioxane	0.11 U
Total VOCs	3.62 J

	SW-N13821
PCE	0.43 J
TCE	0.31 J
cis-1,2-DCE	0.92 J
Freon 113	0.1 U
1,4-Dioxane	0.11 U
Total VOCs	1.66 J

	MW-31MI
PCE	**36**
TCE	**88**
cis-1,2-DCE	**400**
Freon 113	**13**
1,4-Dioxane	0.11 U
Total VOCs	543.64 J

	MW-46MI
PCE	**41**
TCE	**130**
cis-1,2-DCE	**340**
Freon 113	**21**
1,4-Dioxane	1.8 J
Total VOCs	538.59 J

	MW-45MI
PCE	3.6
TCE	**29**
cis-1,2-DCE	**40**
Freon 113	3.1
1,4-Dioxane	2.2 J
Total VOCs	80.74 J

	MW-43MI
PCE	**6.7**
TCE	**16**
cis-1,2-DCE	**39**
Freon 113	2.4
1,4-Dioxane	0.11 U
Total VOCs	68.09 J

	MW-38MI
PCE	**48**
TCE	**95**
cis-1,2-DCE	**340**
Freon 113	**13**
1,4-Dioxane	1.4
Total VOCs	502.59 J

	MW-47MI
PCE	0.25 J
TCE	2.4
cis-1,2-DCE	**7.1**
Freon 113	0.62 J
1,4-Dioxane	1.2
Total VOCs	12.06 J

	MW-18ML
PCE	**10**
TCE	**15**
cis-1,2-DCE	**41**
Freon 113	2
1,4-Dioxane	0.66 J
Total VOCs	72.14 J

	RW1RD
PCE	**21**
TCE	**19**
cis-1,2-DCE	**40**
Freon 113	4.0
1,4-Dioxane	1.0
Total VOCs	89

	IW-N2169
PCE	0.17 J
TCE	0.1 U
cis-1,2-DCE	0.1 U
Freon 113	0.1 U
1,4-Dioxane	NA
Total VOCs	0.17 J

	SW-N13000
PCE	0.22 J
TCE	0.82 J
cis-1,2-DCE	0.1 U
Freon 113	0.1 U
1,4-Dioxane	0.11 U
Total VOCs	2.49 J

	SW-N12999
PCE	0.96 J
TCE	1.5
cis-1,2-DCE	4.7
Freon 113	0.19 J
1,4-Dioxane	0.11 U
Total VOCs	7.99 J

	MW-39MI
PCE	**31**
TCE	**5.6**
cis-1,2-DCE	4.8
Freon 113	0.74 J
1,4-Dioxane	1.2 J
Total VOCs	43.34 J

	RW100
PCE	**19**
TCE	**26**
cis-1,2-DCE	**86**
Freon 113	4.1
1,4-Dioxane	0.11 U
Total VOCs	141

	MW-22ML
PCE	0.1 U
TCE	0.1 U
cis-1,2-DCE	0.1 U
Freon 113	0.1 U
1,4-Dioxane	1.3 J
Total VOCs	1.3 J

	MW-7ML
PCE	**23**
TCE	**27**
cis-1,2-DCE	**130**
Freon 113	3.9
1,4-Dioxane	1.3
Total VOCs	187.58 J

	MW-1MI/L
PCE	**16**
TCE	**13**
cis-1,2-DCE	**14**
Freon 113	2.6
1,4-Dioxane	0.6 J
Total VOCs	48.26 J

	MW-2MI
PCE	**8.1**
TCE	2.6
cis-1,2-DCE	4.9
Freon 113	0.1 U
1,4-Dioxane	0.11 U
Total VOCs	15.95 J

	MW-49MI
PCE	0.43 J
TCE	0.1 U
cis-1,2-DCE	0.1 U
Freon 113	0.1 U
1,4-Dioxane	1.1
Total VOCs	1.53 J

LEGEND:

- BODY OF WATER
- GOLF COURSE OR PARK
- MONITORING WELL CLUSTER
- MONITORING WELL
- ACTIVE SITE EXTRACTION OR RECOVERY WELL
- INACTIVE SITE EXTRACTION OR RECOVERY WELL
- REMEDIATION SYSTEM DIFFUSION WELL
- DOMESTIC WELL
- MUNICIPAL SUPPLY WELL
- NON-MUNICIPAL SUPPLY WELL
- NON-MUNICIPAL IRRIGATION WELL
- NON-MUNICIPAL DIFFUSION WELL
- LOCATION ABANDONED/DESTROYED
- LLOYD AQUIFER MONITORING WELL
- LLOYD AQUIFER MUNICIPAL SUPPLY WELL
- ABANDONED LLOYD AQUIFER MUNICIPAL SUPPLY WELL
- LLOYD AQUIFER NON-MUNICIPAL SUPPLY WELL
- LLOYD AQUIFER NON-MUNICIPAL DIFFUSION WELL
- LOCATION OF FORMER ONSITE DIFFUSION WELLS

J	RESULT IS LESS THAN THE REPORTING LIMIT BUT GREATER THAN OR EQUAL TO THE METHOD DETECTION LIMIT AND THE CONCENTRATION IS AN APPROXIMATE VALUE
U	INDICATES THAT THE ANALYTE WAS ANALYZED FOR BUT NOT DETECTED. 1,4-DIOXANE METHOD DETECTION LIMIT = 0.11 μg/L. METHOD DETECTION LIMIT OF PCE, TCE, CIS-1,2-DCE, AND FREON 113 = 0.1 μg/L.
NA	NOT ANALYZED PER LOCKHEED MARTIN'S ACCESS AGREEEMENT WITH FRESH MEADOWS.
UJ	THE SAMPLE WAS ANALYZED FOR THE ANALYTE, BUT IT WAS NOT DETECTED; THE REPORTED DETECTION LIMIT IS APPROXIMATE.

PCE	Tetrachloroethene
TCE	Trichloroethene
cis-1,2-DCE	cis-1,2-Dichloroethene
Freon 113	1,1,2-Trichloro-1,2,2-trifluoroethane
1,4-Dioxane	1,4-Dioxane
Total VOCs	Total Volatile Organic Compounds

NOTE: ALL CONCENTRATIONS IN MICGROGRAMS PER LITER (μg/L).

NOTES:

1. TOTAL VOLATILE ORGANIC COMPOUNDS (VOCs) EQUAL THE SUM OF ALL VOC COMPOUNDS DETECTED AND IS NOT LIMITED TO THE FOUR SITE-RELATED COMPOUNDS (i.e., TETRACHLOROETHENE, TRICHLOROETHENE, CIS-1,2-DICHLOROETHENE, AND FREON 113).
2. CONCENTRATIONS EXCEEDING THE SITE-SPECIFIC ARARS ARE SHOWN IN BOLD AND HIGHLIGHTED YELLOW.
3. RW1RD AND RW100 DATA ARE FROM APRIL 2016.

0 600 1200
SCALE IN FEET

PROJECT: Lockheed Martin Corporation Former Unisys Facility

LOCATION: Lake Success, New York

TITLE: JULY 2016 GROUNDWATER - MIDDLE MAGOTHY COMPOUND OF CONCERN AND 1,4-DIOXANE CONCENTRATIONS

TETRA TECH

APPROVED	SF
DRAFTED	CP
PROJECT#	117-0507642
DATE	1-11-17

FIGURE 3-19

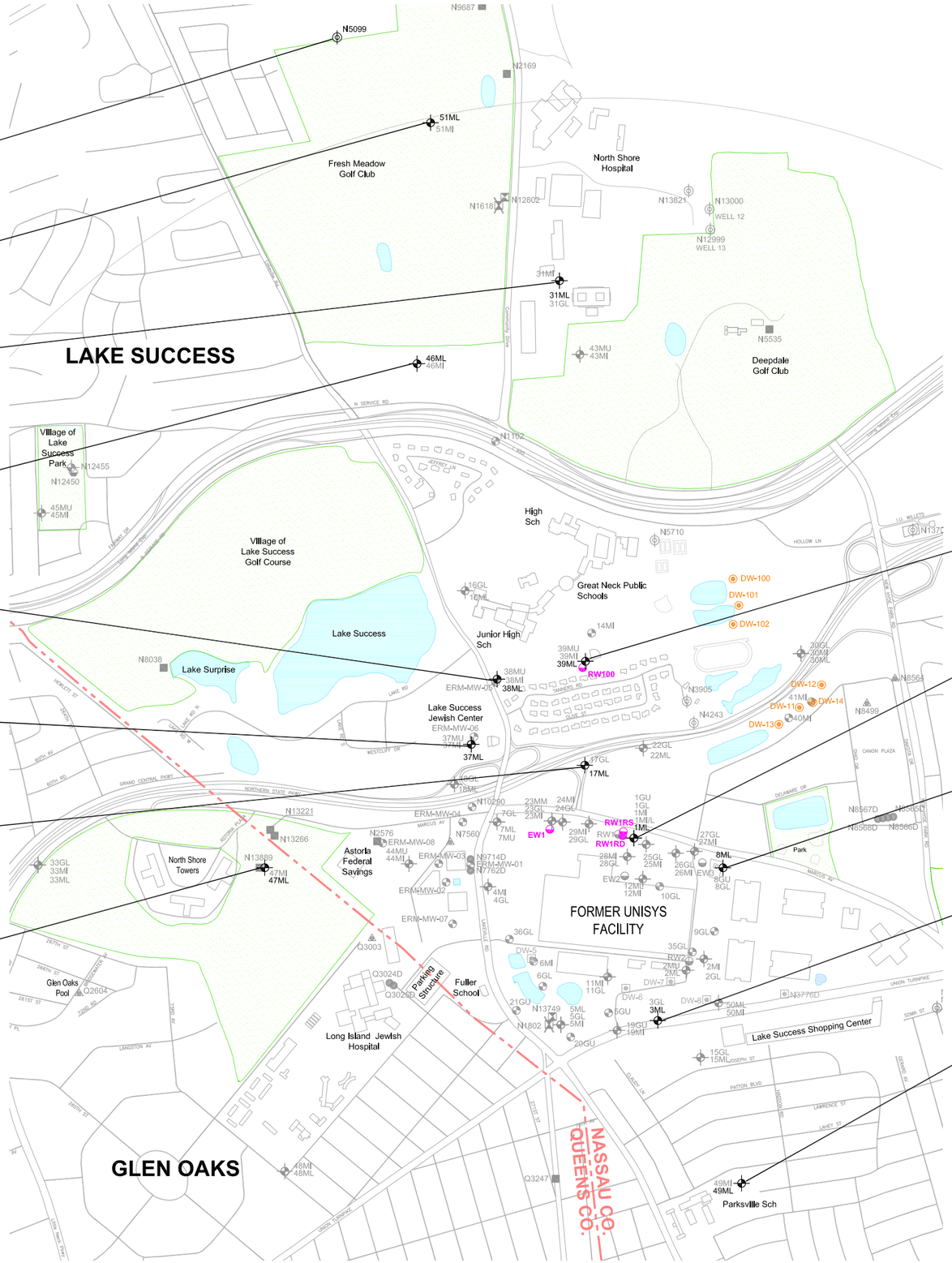

	SW-N5099
PCE	0.42 J
TCE	1.6
cis-1,2-DCE	1.6
Freon 113	0.1 U
1,4-Dioxane	0.11 U
Total VOCs	3.62 J

	MW-51ML
PCE	0.49 J
TCE	1.7
cis-1,2-DCE	4
Freon 113	0.21 J
1,4-Dioxane	NA
Total VOCs	6.4 J

	MW-31ML
PCE	**9.5**
TCE	**23**
cis-1,2-DCE	**51**
Freon 113	2.8
1,4-Dioxane	0.11 U
Total VOCs	89.76 J

	MW-46ML
PCE	2.9
TCE	**17**
cis-1,2-DCE	**19**
Freon 113	1
1,4-Dioxane	0.75
Total VOCs	41.84 J

	MW-38ML
PCE	**20**
TCE	**53**
cis-1,2-DCE	**310**
Freon 113	**7**
1,4-Dioxane	0.11 U
Total VOCs	399.72 J

	MW-37ML
PCE	**13**
TCE	**52**
cis-1,2-DCE	**200**
Freon 113	**6.1**
1,4-Dioxane	1.2
Total VOCs	276.48 J

	MW-17ML
PCE	1.5
TCE	5
cis-1,2-DCE	**15**
Freon 113	0.81 J
1,4-Dioxane	0.74
Total VOCs	23.05 J

	MW-47ML
PCE	1.2
TCE	**12**
cis-1,2-DCE	**37**
Freon 113	1.5
1,4-Dioxane	1.2
Total VOCs	54.89 J

	MW-39ML
PCE	**6.9**
TCE	**15**
cis-1,2-DCE	**6.9**
Freon 113	1.6
1,4-Dioxane	1.3
Total VOCs	33.76 J

	MW-1ML
PCE	**44**
TCE	**23**
cis-1,2-DCE	**46**
Freon 113	5
1,4-Dioxane	0.11 U
Total VOCs	121.29 J

	MW-8ML
PCE	**18**
TCE	**19**
cis-1,2-DCE	**30**
Freon 113	4.2
1,4-Dioxane	1.1
Total VOCs	76.84 J

	MW-3ML
PCE	**9.1**
TCE	**24**
cis-1,2-DCE	**100**
Freon 113	**5.6**
1,4-Dioxane	0.11 U
Total VOCs	140.88 J

	MW-49ML
PCE	0.1 U
TCE	0.1 U
cis-1,2-DCE	0.1 U
Freon 113	0.1 U
1,4-Dioxane	0.11 U
Total VOCs	ND

LEGEND:

- BODY OF WATER
- GOLF COURSE OR PARK
- MONITORING WELL CLUSTER
- MONITORING WELL
- ACTIVE SITE EXTRACTION OR RECOVERY WELL
- INACTIVE SITE EXTRACTION OR RECOVERY WELL
- REMEDIATION SYSTEM DIFFUSION WELL
- DOMESTIC WELL
- MUNICIPAL SUPPLY WELL
- NON-MUNICIPAL SUPPLY WELL
- NON-MUNICIPAL IRRIGATION WELL
- NON-MUNICIPAL DIFFUSION WELL
- LOCATION ABANDONED/DESTROYED
- LLOYD AQUIFER MONITORING WELL
- LLOYD AQUIFER MUNICIPAL SUPPLY WELL
- ABANDONED LLOYD AQUIFER MUNICIPAL SUPPLY WELL
- LLOYD AQUIFER NON-MUNICIPAL SUPPLY WELL
- LLOYD AQUIFER NON-MUNICIPAL DIFFUSION WELL
- LOCATION OF FORMER ONSITE DIFFUSION WELLS

J	RESULT IS LESS THAN THE REPORTING LIMIT BUT GREATER THAN OR EQUAL TO THE METHOD DETECTION LIMIT AND THE CONCENTRATION IS AN APPROXIMATE VALUE
U	INDICATES THAT THE ANALYTE WAS ANALYZED FOR BUT NOT DETECTED. 1,4-DIOXANE METHOD DETECTION LIMIT = 0.11 $\mu g/L$. METHOD DETECTION LIMIT OF PCE, TCE, CIS-1,2-DCE, AND FREON 113 = 0.1 $\mu g/L$.
NA	NOT ANALYZED PER LOCKHEED MARTIN'S ACCESS AGREEEMENT WITH FRESH MEADOWS.
UJ	THE SAMPLE WAS ANALYZED FOR THE ANALYTE, BUT IT WAS NOT DETECTED; THE REPORTED DETECTION LIMIT IS APPROXIMATE.

PCE	Tetrachloroethene
TCE	Trichloroethene
cis-1,2-DCE	cis-1,2-Dichloroethene
Freon 113	1,1,2-Trichloro-1,2,2-trifluoroethane
1,4-Dioxane	1,4-Dioxane
Total VOCs	Total Volatile Organic Compounds

NOTE: ALL CONCENTRATIONS IN MICGROGRAMS PER LITER ($\mu g/L$).

NOTES:

1. TOTAL VOLATILE ORGANIC COMPOUNDS (VOCs) EQUAL THE SUM OF ALL VOC COMPOUNDS DETECTED AND IS NOT LIMITED TO THE FOUR SITE-RELATED COMPOUNDS (i.e., TETRACHLOROETHENE, TRICHLOROETHENE, CIS-1,2-DICHLOROETHENE, AND FREON 113).
2. CONCENTRATIONS EXCEEDING THE SITE-SPECIFIC ARARS ARE SHOWN IN BOLD AND HIGHLIGHTED YELLOW.

0 600 1200
SCALE IN FEET

PROJECT: **Lockheed Martin Corporation Former Unlsys Facllity**

LOCATION: **Lake Success, New York**

TITLE: **JULY 2016 GROUNDWATER - BASAL MAGOTHY COMPOUND OF CONCERN AND 1,4-DIOXANE CONCENTRATIONS**

TETRA TECH

APPROVED	SF
DRAFTED	CP
PROJECT#	117-0507642
DATE	1-11-17

FIGURE **3-20**

APPENDIX A — GROUNDWATER MONITORING OPTIMIZATION STUDY, FORMER UNISYS FACILITY GREAT NECK, NEW YORK (AMEC, 2015)

December 28, 2015

Mr. Girish Desai, PE
New York State Department of Environmental Conservation
Division of Environmental Remediation Region 1
State University of New York at Stony Brook
50 Circle Road
Stony Brook, NY 11790-3409

Subject: Optimization of Groundwater Monitoring Program
Former Unisys Facility Great Neck
Lake Success, New York

Dear Mr. Desai:

As part of our effort in developing the Site Management Plan for the Former Unisys Facility Site in Lake Success we have reviewed all of the procedures for operation and monitoring of the various remedial systems. In this review we have identified several areas for optimization that would reduce not only the system operating cost but the environmental footprint of the remedy as well. Our prime focus has been on maintaining remedial system effectiveness and retaining performance while optimizing systems and procedures.

One area of optimization is the Groundwater Monitoring Program which currently encompasses 60 monitoring locations, including public water supply wells and irrigation wells. 13 of those wells are sampled quarterly and the remainder sampled annually. The annual sampling round is traditionally the 3rd quarter of the year. Additional wells will also be proposed as sentinel wells as part of the Public Water Supply Protection and Mitigation Program (PWSPMP).

AMEC E & E, PC (AMEC) has performed an optimization study using widely accepted publically available software to identify redundancies in the monitoring program. The recommendations proposed in the attached study would reduce the sampling frequency of the annual event to every 18 months. Sentinel wells proposed for the PWSPMP would be sampled on a quarterly basis.

We would like to discuss these finding with you further. Please give me a call after you have reviewed the study. Thanks.

Sincerely,

AMEC E&E PC

William J. Weber
Principal Engineer

cc: Robert Phillips, Lockheed Martin Corporation
William Glynn, CDM Smith

AMEC E&E PC
453 Rte 146, Suite 201
Clifton Park, NY 12065
Tel (518) 372-0905
Fax (518) 372-1042
www.amec.com

Groundwater Monitoring Optimization Study

Former Unisys Facility Great Neck, New York

1.0 INTRODUCTION

Amec E&E, PC (Amec) conducted a groundwater monitoring program optimization analysis for the former Unisys facility in Great Neck, New York. The goal was to analyze the overall sampling program using accepted software program(s) supported by professional evaluation to aid in designing a more efficient and cost-effective, yet statistically defensible sampling program by reducing the collection of samples that are redundant in either time or space. Redundant samples are those that are not necessary to predict concentration trends over time at a monitoring well or interpolate the spatial distribution of concentrations in a plume. The analysis at the former Unisys facility was performed to determine the optimal sampling frequencies for individual wells and to assess the spatial distribution of wells within the well network for possible redundancy. A popular optimization software program, Visual Sample Plan (VSP) Version 7.4 was used to perform the analysis. The publicly available software is produced by the Pacific Northwest National Laboratory and the Battelle Memorial Institute (Matzke, et al., 2014).

Each well within the site-wide groundwater monitoring program was included in the evaluation regardless of the type of well or the function of the well (Attachment 1); however, it is expected that changes in the monitoring plan for some wells may be restricted for programmatic reasons, e.g., a sentinel well which serves to protect a public water supply well. The evaluation was performed with respect to the four contaminants of concern (COCs) at the site: tetrachloroethylene (PCE); trichloroethylene (TCE); cis-1,2-dichloroethylene (cis-1,2-DCE); and 1,1,2-trichloro-1,2,2-trifluoroethane (Freon 113). All available analytical data from each well through April 2015 were used, with the exceptions noted in applicable sections below. Prior to evaluating the data, duplicate results were averaged together and non-detect results were assigned a value of half the laboratory method detection limit.

2.0 TEMPORAL OPTIMIZATION

VSP was used to evaluate the current sampling frequency of wells in the site-wide monitoring program for temporal redundancy and to determine a more optimal sampling frequency. VSP uses an iterative thinning algorithm published by Cameron (2004) to determine the optimal spacing between monitoring events with respect to a single COC. The process uses the non-parametric LOWESS method to fit a smoothed trend line through the plotted concentration versus time data, and then iteratively thins the data by removing individual data points and evaluating the ability of each “reduced” data set to re-produce the original trend. VSP repeats the iterative removal process hundreds of times to avoid potential artifacts resulting from the removal of a single set of data points. The VSP recommended default level of 75% of the points on the trend for the reduced data falling within the 90% confidence limits around the original trend was used for this analysis. Iterative thinning continues removing data points until the above threshold is exceeded. VSP requires at least 10 analytical results to perform iterative thinning, and sample locations with fewer than 10 results for a COC are automatically excluded by the software (Matzke, et al., 2014). Attachment 2 provides an example of the VSP iterative thinning output for cis-1,2-DCE at well 29MI. The output includes the original plotted data, smoothed trend, confidence interval, and spacing recommendation.

The VSP temporal analysis of the former Unisys facility site-wide monitoring program considered all available analytical data for each COC through April 2015. For relatively few wells, older historical and widely spaced (in time) data were removed from consideration to eliminate time gaps that prevented the program from running properly. There were generally fewer and more varying analytical results for cis-1,2-DCE and Freon 113 than for PCE and TCE, and VSP was unable to perform iterative thinning for cis-1,2-DCE and Freon 113 for some wells. The recommended spacing for each well by COC is tabulated in Attachment 1, and average spacing for each COC by aquifer is included. Wells screened across multiple aquifers are grouped separately.

Based on the analysis of wells currently sampled annually, the average recommended sampling intervals for all four COCs for the Upper Glacial, Upper Magothy, Middle Magothy, and Basal Magothy Aquifers are 570 days, 557days, 533 days, and 607 days, respectively. Sparse and relatively sporadic data for COCs at the 45MU/45MI well couple prevented VSP from providing meaningful recommendations for those wells. Large percentages of non-detect results also affected the analysis of some wells and the supply wells in particular. For example, high percentages of ND results at well N5535 led to low sampling interval recommendations for PCE and TCE (Attachment 3), and an inability to perform iterative thinning for cis-1,2-DCE and Freon 113. The percentage of non-detect results for each COC at each well is tabulated in Attachment 1 for reference. Based on the analysis of wells currently sampled quarterly, the derived average sampling interval for all four COCs for the Upper Magothy, Middle Magothy, and Basal Magothy Aquifers are 210 days, 194 days, and 246 days, respectively.

The results of the VSP temporal analysis support reducing the current sampling frequency. For wells currently sampled annually, the average recommended sampling frequencies for all four COCs generally range from 18 months to 2 years (Biennial). The analysis also supports semiannual sampling for wells currently sampled quarterly but due to programmatic concerns those wells will retain quarterly sampling. Quarterly sampling of sentinel wells that are part of the Public Water Supply Protection and Mitigation Program will provide a conservative safeguard for public water supply wells that may be impacted by the plume.

3.0 SPATIAL OPTIMIZATION

VSP was used to evaluate the current well network for spatial redundancy to determine if wells could be eliminated from the program. The VSP spatial analysis employs the statistical methodology of kriging which requires fitting a variogram (a selected model of the data's spatial relationship) using a normal score transform of the data to accommodate skewed data. After the user kriges the data, VSP determines a global kriging weight for each well by adding the kriging weights for that data point for all locations in the kriging grid. The wells with higher global kriging weights have greater impacts on the interpolation. VSP then ranks the wells by their global kriging weight. The lowest ranked data location is removed from the data set, and the remaining data are kriged. This process is repeated until the maximum number of wells is removed from the data set. At each step, VSP calculates the root mean square error (RMSE) between the base interpolation with all wells, and the interpolation generated at that step. A graph of RMSE versus wells removed can then be used to determine a reasonable number to remove without significantly reducing the accuracy of the interpolation. To support this decision, the user can visually compare maps of the base case (all wells) to those generated after eliminating any number of wells (Matzke, et al., 2014).

For the former Unisys facility, VSP spatial analysis was applied to only the Upper Magothy aquifer well network, as the spatial distribution of wells in the Upper Glacial, Middle Magothy, and Basal Magothy Aquifers wasn't robust enough for the software to run correctly. The analysis was performed using yearly average COC data for 2013 and 2014. With some variability between years and COCs, VSP suggests that wells 1MI, 8GL, 29MI, and 39MU are candidates for consideration of removal from the monitoring program. The VSP spatial analysis output for 2013 TCE data, including the semivariogram model, RMSE graph, and kriging comparison is included as an example as Attachment 4.

4.0 CONCLUSIONS

The temporal analysis was successful in identifying optimal sampling frequencies that are lower than those in the current monitoring schedule. The VSP temporal analysis generally supports sampling frequencies from 18 months to 2 years for wells that are currently sampled annually. The VSP temporal analysis also generally supports semiannual sampling for wells currently sampled quarterly. For some wells, the sampling frequency recommended by VSP was affected by a limited number of analytical results or by large percentages of non-detect data, and site-specific knowledge and professional judgement should be used to determine appropriate sampling intervals at those locations.

The VSP spatial analysis of the wells in Upper Magothy suggests that four wells (1MI, 8GL, 29MI, and 39MU), are candidates for removal from the monitoring program. Too few wells are in the Upper Glacial, Middle Magothy, and Basal Magothy networks for VSP to perform spatial analysis in those aquifers. Since each of the four candidate wells is colocated with a well in different aquifer that must continue to be sampled (i.e., 1GL, 8ML, 29GL, and 39ML), removing one or more of the candidate wells presents little cost savings, while continuing to sample the wells provides useful vertically distributed data.

The VSP results support a biennial sampling frequency at many wells; however, Amec recommends proposing a more conservative 18 month sampling frequency, with samples collected in the spring and fall. An 18 month schedule is clearly and well supported by the VSP temporal analysis. Because the VSP spatial analysis does not support removing an entire well cluster from the program and the potential savings from removing one or two wells would be minimal, Amec is not proposing to remove any wells from the program at this time.

Extending the sampling frequency from an annual interval to 18 months will reduce the environmental footprint of sampling by a third, as one less sampling round would be performed every three years. Alternating between spring and fall every year will also provide a more representative data set for the groundwater plume throughout the year.

3.0 REFERENCES

AFCEC (Air Force Civil Engineer Center). 2012. "Monitoring and Remediation Optimization System (MAROS) Software, User's Guide and Technical Manual." In: Air Force Center for Environmental Excellence.

Cameron, K. 2004. "Better Optimization of Long-Term Monitoring Networks." Bioremediation Journal 8:89-107.

ATTACHMENTS

Attachment 1 – Sampling Optimization Results Summary
Attachment 2 – VSP Iterative Thinning Output, cis-1,2-DCE at 29MI
Attachment 3 – VSP Iterative Thinning Output, PCE and TCE at N5535
Attachment 4 – VSP Spatial Output for Upper Magothy, TCE 2013

Attachment 1
Sampling Optimization Results Summary

TABLE 1
SAMPLING OPTIMIZATION RESULTS SUMMARY
Former Unisys Facility, Great Neck, New York

Well ID	Screened Aquifer	Current Sample Frequency	VSP Optimal Interval: Average All COCs (days)	# of PCE Smpls	PCE % ND	VSP Optimal Interval for PCE (days)	# of TCE Smpls	TCE % ND	VSP Optimal Interval for TCE (days)	# of 1,2-DCE Smpls	1,2-DCE % ND	VSP Optimal Interval for 1,2-DCE (days)	# of Freon 113 Smpls	Freon 113 % ND	VSP Optimal Interval for Freon 113 (days)	Well Location	Well Type	LMC Proposed 18 Month Monitoring	LMC Quarterly Monitoring	PWS Water Authority Monthly Monitoring
Wells Currently Sampled Annually																				
17ML	BM	Annual	**645**	23	4%	**717**	23	4%	**646**	13	8%	**557**	15	7%	**659**	OU2	Monitoring	X		
1ML	BM	Annual	**601**	33	0%	**445**	33	0%	**556**	16	0%	**661**	20	20%	**740**	OU1	Monitoring	X		
37ML	BM	Annual	**620**	19	0%	**625**	19	0%	**625**	17	0%	**606**	19	0%	**625**	OU2	Monitoring	X		
38ML	BM	Annual	**593**	17	0%	**570**	17	0%	**622**	15	0%	**556**	17	0%	**622**	OU2	Monitoring	X		
39ML	BM	Annual	**587**	18	0%	**630**	18	0%	**630**	15	0%	**457**	18	0%	**630**	OU2	Monitoring	X		
8ML	BM	Annual	**597**	24	0%	**558**	24	0%	**609**	14	0%	**610**	16	6%	**610**	OU1	Monitoring	X		
BM Aquifer Average			**607**			**591**			**615**			**575**			**648**					
18ML	MM	Annual	**569**	29	0%	**439**	29	0%	**548**	17	0%	**693**	21	14%	**595**	OU2	Monitoring	X		
22ML	MM	Annual	**401**	26	12%	**472**	26	12%	**420**	13	23%	**NA**	18	28%	**310**	OU2	Monitoring	X		
38MI	MM	Annual	**516**	16	0%	**513**	16	0%	**477**	14	0%	**596**	16	0%	**477**	OU2	Monitoring	X		
39MI	MM	Annual	**531**	22	0%	**458**	22	5%	**662**	18	0%	**343**	22	14%	**662**	OU2	Monitoring	X		
45MI	MM	Annual	**NA**	11	9%	**NA**	11	0%	**NA**	11	0%	**NA**	11	9%	**NA**	OU2	Monitoring	X		
7ML	MM	Annual	**605**	29	0%	**535**	29	0%	**713**	17	0%	**699**	22	14%	**472**	OU1	Monitoring	X		
MM Aquifer Average			**533**			**483**			**564**			**583**			**503**					
1MI/L	MM/BM	Annual	**697**	34	0%	**640**	34	0%	**896**	16	0%	**515**	20	15%	**737**	OU1	Monitoring	X		
MM/BM Aquifer Average			**697**			**640**			**896**			**515**			**737**					
16GL	UG	Annual	**427**	23	91%	**427**	23	100%	**NA**	15	93%	**NA**	17	100%	**NA**	OU2	Monitoring	X		
18GL	UG	Annual	**659**	29	0%	**540**	29	3%	**540**	18	0%	**760**	21	5%	**796**	OU2	Monitoring	X		
1GL	UG	Annual	**529**	35	3%	**504**	35	0%	**504**	16	13%	**NA**	20	45%	**578**	OU1	Monitoring	X		
24GL	UG	Annual	**554**	26	0%	**585**	26	0%	**702**	16	13%	**374**	18	33%	**NA**	OU1	Monitoring	X		
28GL	UG	Annual	**542**	32	9%	**442**	32	9%	**631**	20	0%	**436**	25	8%	**660**	OU1	Monitoring	X		
29GL	UG	Annual	**517**	27	0%	**546**	27	7%	**546**	16	0%	**431**	20	0%	**545**	OU1	Monitoring	X		
4GL	UG	Annual	**552**	39	0%	**657**	39	0%	**575**	21	0%	**499**	24	38%	**476**	OU1	Monitoring	X		
7GL	UG	Annual	**648**	40	3%	**693**	40	3%	**693**	21	5%	**744**	25	20%	**461**	OU1	Monitoring	X		
8GU	UG	Annual	**664**	34	9%	**892**	34	15%	**637**	15	47%	**376**	19	11%	**752**	OU1	Monitoring	X		
N13221 (Main)	UG	Annual	**531**	12	0%	**531**	12	0%	**531**	12	0%	**531**	12	8%	**531**	OU2	Irrigation	X		
N13266 (Jockey)	UG	Annual	**531**	12	0%	**531**	12	0%	**531**	12	0%	**531**	12	8%	**531**	OU2	Irrigation	X		
UG Aquifer Average			**570**			**577**			**589**			**520**			**592**					
RW1RS	UG/UM	Annual	**609**	10	0%	**609**	10	0%	**609**	9	0%	**NA**	10	0%	**609**	OU1	Recovery	X		
UG/UM Aquifer Average			**609**			**609**			**609**			**NA**			**609**					
14MI	UM	Annual	**533**	20	35%	**533**	20	5%	**NA**	11	0%	**NA**	14	29%	**NA**	OU2	Monitoring	X		
16ML	UM	Annual	**535**	23	0%	**565**	23	0%	**565**	14	0%	**507**	17	6%	**504**	OU2	Monitoring	X		
17GL	UM	Annual	**369**	30	7%	**309**	30	7%	**446**	18	6%	**407**	22	23%	**312**	OU2	Monitoring	X		
1MI	UM	Annual	**579**	34	0%	**701**	34	0%	**701**	18	0%	**365**	20	5%	**550**	OU1	Monitoring	X		
22GL	UM	Annual	**541**	24	17%	**435**	24	0%	**522**	14	0%	**578**	16	19%	**630**	OU2	Monitoring	X		
27MI	UM	Annual	**584**	24	0%	**575**	24	0%	**627**	14	0%	**610**	16	6%	**522**	OU1	Monitoring	X		
28MI	UM	Annual	**680**	28	0%	**810**	28	7%	**694**	16	0%	**NA**	20	15%	**536**	OU1	Monitoring	X		
29MI	UM	Annual	**687**	27	0%	**755**	27	0%	**755**	16	0%	**510**	20	0%	**726**	OU1	Monitoring	X		
38MU	UM	Annual	**272**	11	0%	**NA**	11	0%	**272**	9	0%	**NA**	11	27%	**NA**	OU2	Monitoring	X		
39MU	UM	Annual	**612**	18	0%	**628**	18	0%	**570**	15	0%	**621**	18	0%	**628**	OU2	Monitoring	X		
45MU	UM	Annual	**NA**	12	8%	**NA**	12	0%	**NA**	12	0%	**NA**	12	8%	**NA**	OU2	Monitoring	X		
4MI	UM	Annual	**602**	35	3%	**437**	35	0%	**624**	17	0%	**NA**	21	14%	**746**	OU1	Monitoring	X		
8GL	UM	Annual	**687**	35	6%	**866**	35	6%	**481**	16	0%	**658**	20	5%	**744**	OU1	Monitoring	X		
EW1	UM	Annual	**609**	10	0%	**609**	10	0%	**609**	9	0%	**NA**	10	0%	**609**	OU1	Recovery	X		
N5535	UM	Annual	**134**	47	98%	**198**	47	87%	**70**	46	98%	**NA**	46	96%	**NA**	OU2	Irrigation	X		
UM Aquifer Average			**557**			**571**			**534**			**532**			**592**					
N13821 (WAGNN 14)	UM/MM	Annual	**NA**	NA	NA	**NA**	NA	NA	**NA**	NA	NA	**NA**	NA	NA	**NA**	OU2	PWS	X		X
RW100	UM/MM	Annual	**NA**	4	0%	**NA**	4	0%	**NA**	3	0%	**NA**	4	0%	**NA**	OU2	Recovery	X		X
RW1RD	UM/MM	Annual	**609**	10	0%	**609**	10	0%	**609**	10	0%	**609**	10	0%	**609**	OU1	Recovery	X		
UM/MM Aquifer Average			**609**			**609**			**609**			**609**			**609**					

TABLE 1
SAMPLING OPTIMIZATION RESULTS SUMMARY
Former Unisys Facility, Great Neck, New York

Well ID	Screened Aquifer	Current Sample Frequency	VSP Optimal Interval: Average All COCs (days)	# of PCE Smpls	PCE % ND	VSP Optimal Interval for PCE (days)	# of TCE Smpls	TCE % ND	VSP Optimal Interval for TCE (days)	# of 1,2-DCE Smpls	1,2-DCE % ND	VSP Optimal Interval for 1,2-DCE (days)	# of Freon 113 Smpls	Freon 113 % ND	VSP Optimal Interval for Freon 113 (days)	Well Location	Well Type	LMC Proposed 18 Month Monitoring	LMC Quarterly Monitoring	PWS Water Authority Monthly Monitoring
N12735 (WAGNN 10A)	NA	Annual	**NA**	NA	NA	**NA**	NA	NA	**NA**	NA	NA	**NA**	NA	NA	**NA**	OU2	PWS	X		X
N12796 (WAGNN 2A)	NA	Annual	**NA**	NA	NA	**NA**	NA	NA	**NA**	NA	NA	**NA**	NA	NA	**NA**	OU2	PWS	X		X
N4388 (WAGNN 9)	NA	Annual	**NA**	NA	NA	**NA**	NA	NA	**NA**	NA	NA	**NA**	NA	NA	**NA**	OU2	PWS	X		X
N13889	NA	Annual	**NA**	3	0%	**NA**	3	0%	**NA**	3	0%	**NA**	3	0%	**NA**	OU2	Irrigation	X		
Wells without Aquifer Assignment Average			**NA**			**NA**			**NA**			**NA**			**NA**					
Wells Currently Sampled Quarterly																				
31ML	BM	Quarterly	**187**	75	65%	**138**	75	61%	**182**	72	58%	**226**	74	64%	**200**	OU2	Sentinel		X	
46ML	BM	Quarterly	**336**	40	23%	**336**	40	5%	**336**	40	5%	**336**	40	20%	**336**	OU2	Sentinel		X	
51ML	BM	Quarterly	**178**	23	87%	**NA**	23	39%	**178**	23	17%	**178**	23	96%	**NA**	OU2	Sentinel		X	
BM Aquifer Average			**246**			**237**			**232**			**247**			**268**					
31MI	MM	Quarterly	**215**	75	53%	**224**	75	47%	**224**	72	42%	**224**	74	53%	**186**	OU2	Sentinel		X	
46MI	MM	Quarterly	**203**	38	11%	**180**	38	0%	**150**	38	0%	**300**	38	3%	**180**	OU2	Monitoring		X	
N12999 (WAGNN 13)	MM	Quarterly	**131**	102	84%	**112**	137	80%	**140**	125	81%	**NA**	118	91%	**140**	OU2	PWS	X		X
N9687 (N2169)	MM	Quarterly	**NA**	31	97%	**NA**	31	97%	**NA**	30	87%	**NA**	31	97%	**NA**	OU2	Irrigation	X		
MM Aquifer Average			**194**			**172**			**171**			**262**			**169**					
43MI	MM/BM	Quarterly	**125**	60	38%	**111**	60	18%	**111**	60	18%	**125**	59	37%	**152**	OU2	Sentinel		X	
N5099 (MLWD Cumb.)	MM/BM	Quarterly	**99**	82	52%	**172**	82	29%	**105**	80	33%	**76**	49	86%	**41**	OU2	PWS	X		X
MM/BM Aquifer Average			**112**			**142**			**108**			**101**			**97**					
31GL	UM	Quarterly	**260**	76	66%	**310**	76	43%	**206**	73	21%	**300**	75	75%	**224**	OU2	Sentinel		X	
43MU	UM	Quarterly	**142**	58	95%	**142**	58	97%	**NA**	58	90%	**NA**	57	100%	**NA**	OU2	Sentinel		X	
51MI	UM	Quarterly	**176**	23	43%	**176**	23	43%	**176**	23	39%	**176**	23	57%	**176**	OU2	Sentinel		X	
UM Aquifer Average			**210**			**209**			**191**			**238**			**200**					
N13000 (WAGNN 12)	UM/MM	Quarterly	**101**	149	87%	**86**	145	81%	**86**	135	84%	**NA**	128	87%	**130**	OU2	PWS	X		X
UM/MM Aquifer Average			**101**			**86**			**86**			**NA**			**130**					

New Water Mill Lane Proposed Sentinel Wells							
B-MI	MM	OU2	Sentinel		X (1)		
B-ML	BM	OU2	Sentinel		X (1)		
A-MI	MM	OU2	Monitoring	X			
A-ML	BM	OU2	Monitoring	X			

Notes:
(1) Quarterly sampling of Sentinel Well B cluster when TVOC is detected in either A or B

PCE = Tetrachloroethylene
TCE = Trichloroethylene
1,2-DCE = 1,2-Dichloroethylene
Freon/Freon 113 = 1,1,2-Trichloro-1,2,2-trifluoroethane
UG = Upper Glacial Aquifer
UM = Upper Magothy Aquifer
MM = Middle Magothy Aquifer
BM = Basal Magothy Aquifer
VSP = Visual Sample Plan Version 7.4

NA = Not Applicable
Yrs = Years
Qrtly = Quarterly
Mo = Months
Cross = Crossgradient
Down = Downgradient
PWS = Public Water Supply
OU1 = Operable Unit 1
OU2 = Operable Unit 2

ATTACHMENT 2
VSP Iterative Thinning Output
cis-1,2-DCE at 29MI

Analysis Results

18GL
18ML
1GL
1MI
1MI/L
1ML
22GL
22ML
24GL
27MI
28GL
28MI
29GL
29MI

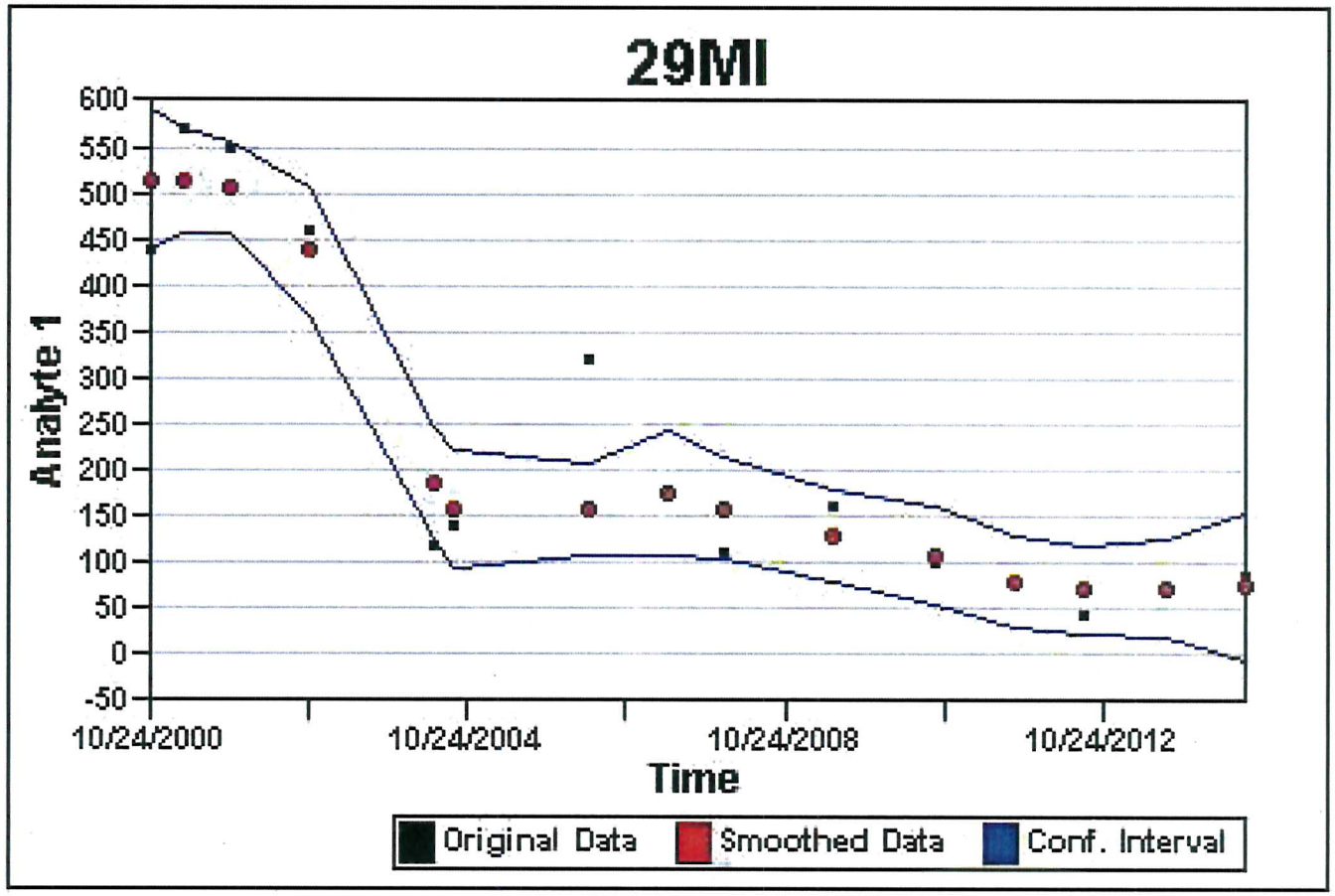

Original spacing: ~357 days. Optimal spacing: ~595 days. This is a 40.0% reduction.

ATTACHMENT 3
VSP Iterative Thinning Output
PCE and TCE at N5535

Analysis Results

7GL
7ML
8GL
8ML
EW1
N12999 (WAGNN 12)
N13000 (WAGNN 13)
N13221 (Main)
N13266 (Jockey)
N5099 (MLWD Cumb
N5535
N9687 (N2169)
RW1RD
RW1RS

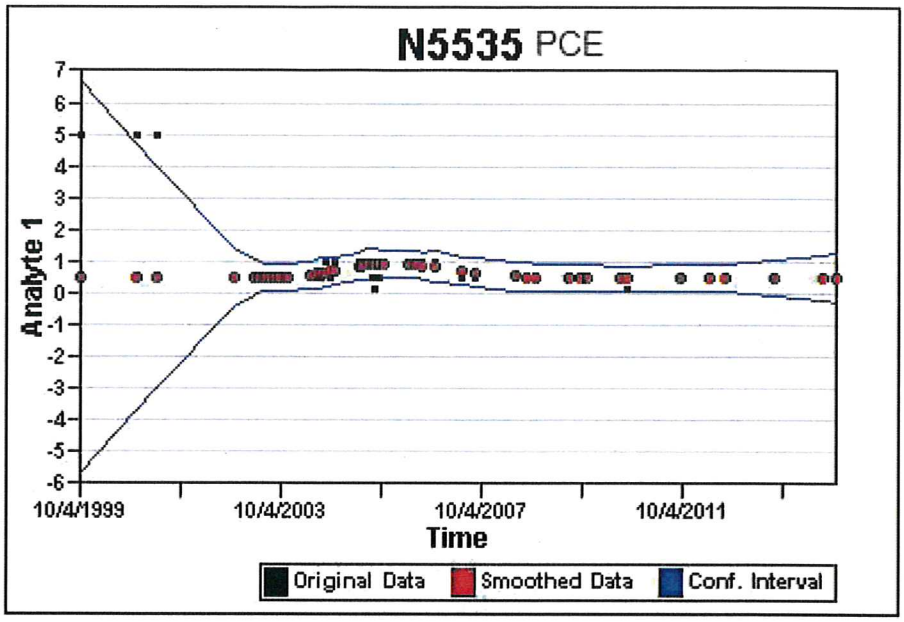

Warning: outliers or time gaps in the data. Return to Data Preparation to remove.

Original spacing: ~49 days. Optimal spacing: ~198 days. This is a 75.0% reduction.

The calculated spacing is not necessarily optimal. Either the iterative thinning calculations were interrupted, or the smoothed trend could not be calculated with further removal of data

Analysis Results

45MI
N5535

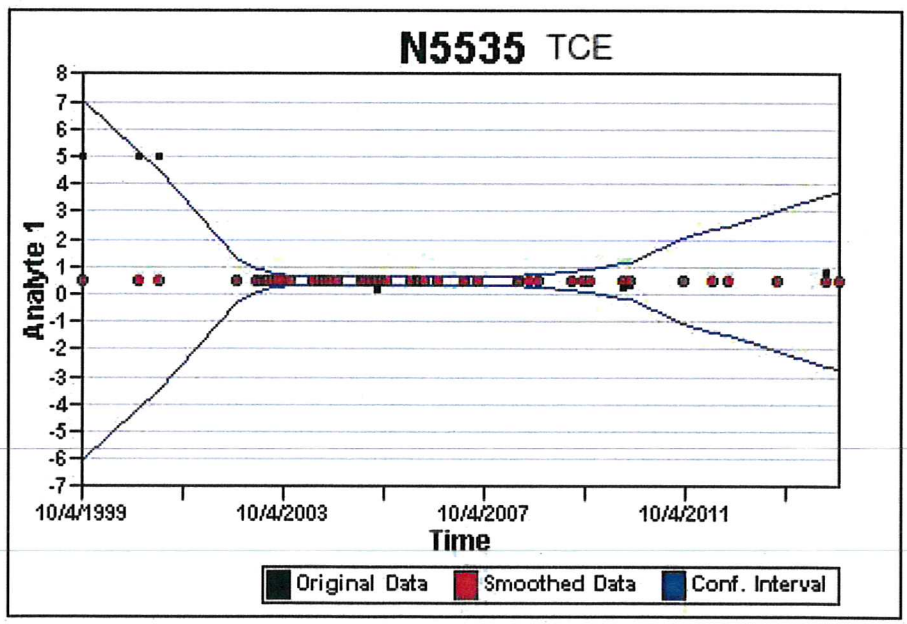

Warning: outliers or time gaps in the data. Return to Data Preparation to remove.

Original spacing: ~49 days. Optimal spacing: ~70 days. This is a 30.0% reduction.

The calculated spacing is not necessarily optimal. Either the iterative thinning calculations were interrupted, or the smoothed trend could not be calculated with further removal of data

ATTACHMENT 4
VSP Spatial Output for Upper Magothy
TCE 2013

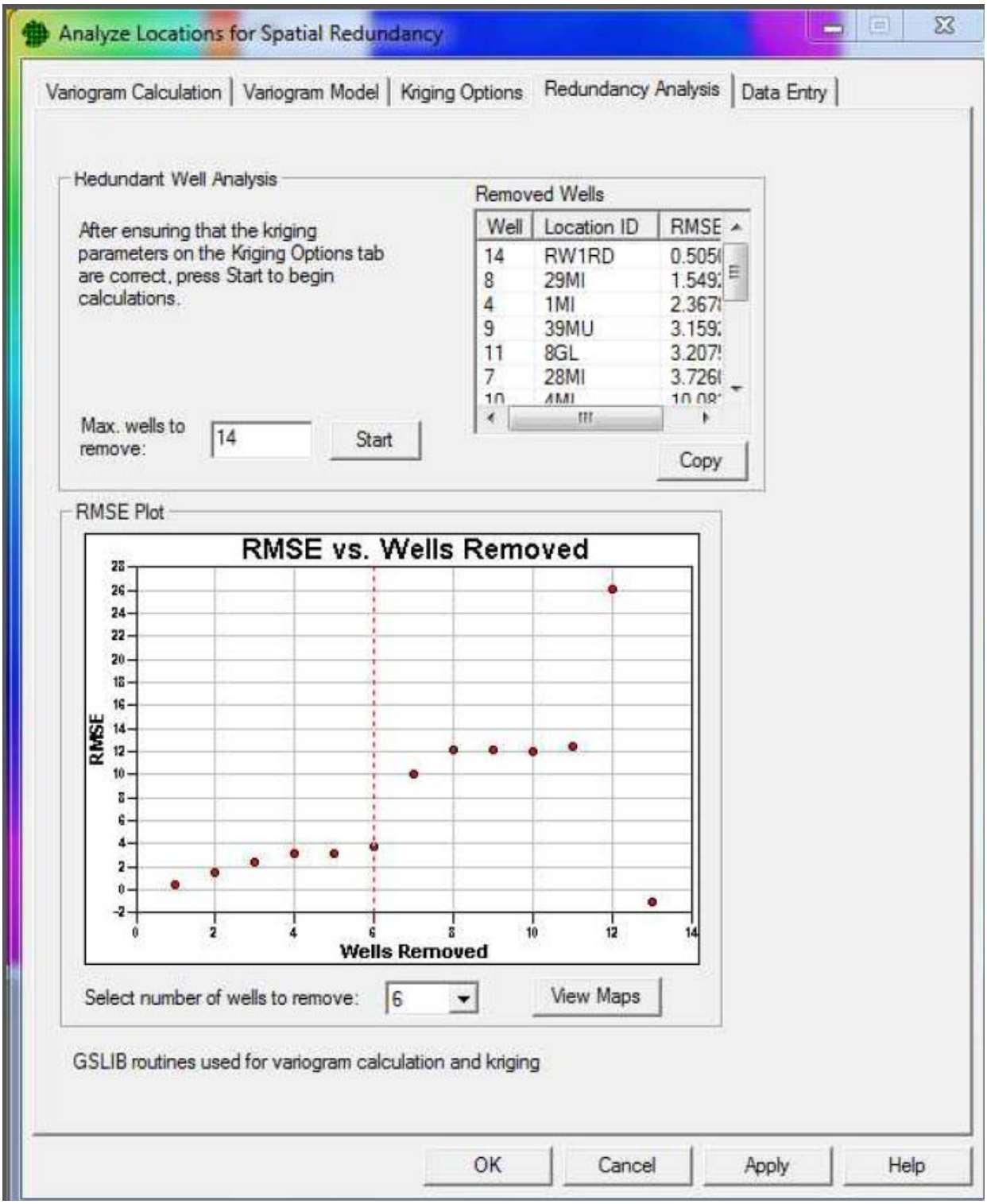
Analyze Locations for Spatial Redundancy
Variogram Calculation
Variogram Model
Kriging Options
Redundancy Analysis
Data Entry
Redundant Well Analysis
After ensuring that the kriging parameters on the Kriging Options tab are correct, press Start to begin calculations.
Removed Wells
Well
Location ID
RMSE
14
RW1RD
8
29MI
4
1MI
9
39MU
11
8GL
7
28MI
Max. wells to remove:
14
Start
Copy
RMSE Plot
RMSE vs. Wells Removed
RMSE
Wells Removed
Select number of wells to remove:
6
View Maps
GSLIB routines used for variogram calculation and kriging
OK
Cancel
Apply
Help

Analyze Locations for Spatial Redundancy

Variogram Calculation | Variogram Model | Kriging Options | Redundancy Analysis | Data Entry

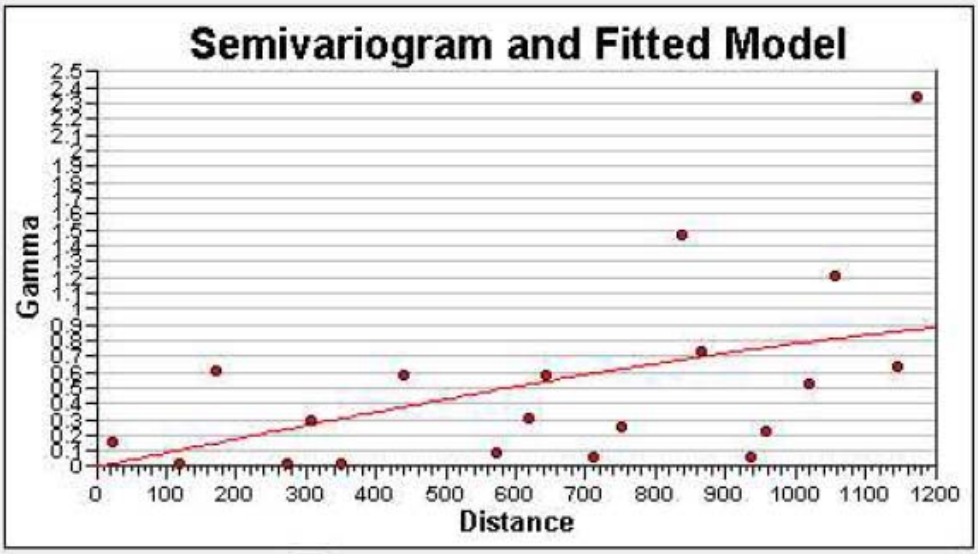

☐ Show variance ☐ Show # of pairs

Model Parameters

Variogram 1

Nugget 0

Model Spherical

Range 1700 Sill 1 Total Sill: 1

Adjust the parameters above to fit a model as closely as possible to the experimental variogram points.

Once you are satisfied with your fitted model, proceed to the Kriging Options tab to use this model in kriging the data.

The nugget and all nested sills for the variogram model must sum to a value of 1.0 when using the semivariogram of normal scores.

OK | Cancel | Apply | Help

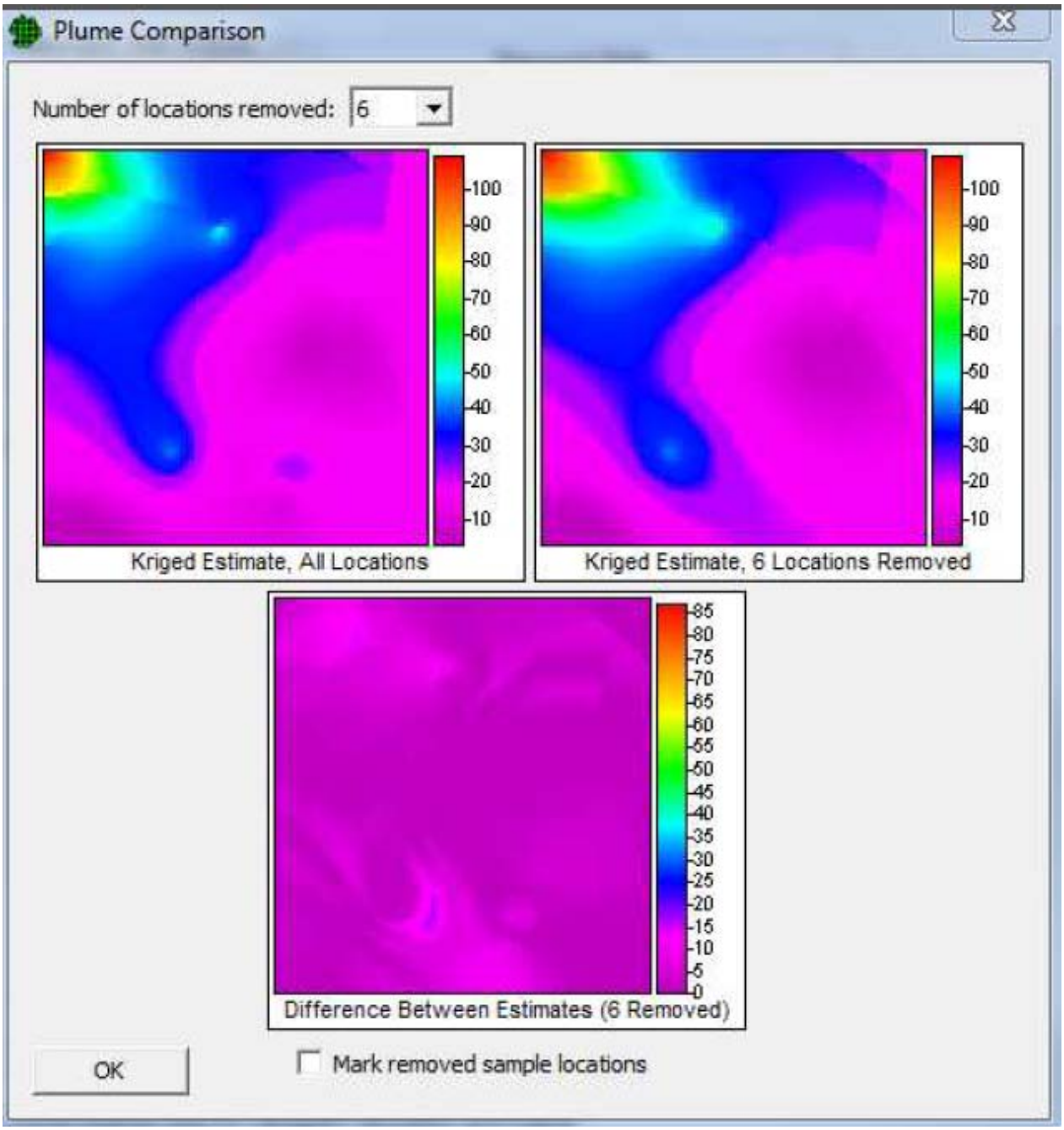
Plume Comparison
Number of locations removed: 6
100
90
80
70
60
50
40
30
20
10
Kriged Estimate, All Locations
100
90
80
70
60
50
40
30
20
10
Kriged Estimate, 6 Locations Removed
85
80
75
70
65
60
55
50
45
40
35
30
25
20
15
10
5
0
Difference Between Estimates (6 Removed)
OK
Mark removed sample locations

APPENDIX B — FIELD DATA RECORDS

LOW FLOW SAMPLING
DATA SHEET

SITE: LMC Great Neck
DATE: 1/14/16
WEATHER: Cloudy, 30°F
CONSULTING FIRM: Tetra Tech (NJDEP Lab #10018)
FIELD PERSONNEL: Jon Buk, Chris Estevez

MONITOR WELL: MW-356L
WELL DEPTH: /
SCREENED/OPEN INTERVAL:
WELL PERMIT #:
WELL DIAMETER: 1.35' Inches

PID/FID READINGS (ppm): BACKGROUND: -
BENEATH OUTER CAP: -
BENEATH INNER CAP: -

PUMP INTAKE DEPTH: 125 ft below TIC
DEPTH TO WATER BEFORE PUMP INSTALLATION: 72.01 ft below TIC
MAKE/MODEL OF PUMP: QED Sample Pro SERIAL #: 31249

TIME	PURGING	SAMPLING	pH (pH units) READING	pH CHANGE*	SPECIFIC CONDUCTIVITY (mS/cm) READING	SPECIFIC CONDUCTIVITY CHANGE*	REDOX POTENTIAL (mv) READING	REDOX POTENTIAL CHANGE*	DISSOLVED OXYGEN (mg/l) READING	DISSOLVED OXYGEN CHANGE*	TURBIDITY (NTU) READING	TURBIDITY CHANGE*	TEMPERATURE (degrees C) READING	TEMPERATURE CHANGE*	PUMPING RATE (ml/min)	DEPTH TO WATER (ft below TOC)
0950			Setup	NA		NA		NA		NA		NA	~~19.85~~	NA	500	79.01
1020	X		6.72	0.00	.448	0.000	-81	0.000	2.12	0.00	12.7	0.00	19.83	0.00	140	79.18
1025	X		6.47	0.00	.516	0.000	-61	0.000	1.07	0.00	11.3	0.00	19.12	0.00	140	79.18
1030	X		6.41	0.00	.526	0.000	-51	0.000	0.76	0.00	15.9	0.00	19.17	0.00	140	79.18
1035	X		6.39	0.00	0.530	0.000	-43	0.000	0.39	0.00	19.3	0.00	19.31	0.00	175	79.06
1040	X		6.38	0.00	0.530	0.000	-40	0.000	0.25	0.00	37.0	0.00	19.40	0.00	175	79.06
1045	X		6.34	0.00	0.539	0.000	-28	0.000	0.29	0.00	55.4	0.00	19.51	0.00	175	79.06
1055	X		6.28	0.00	0.551	0.000	-10	0.000	0.00	0.00	63.4	0.00	19.68	0.00	175	79.06
1105	X		6.27	0.00	0.553	0.000	-3	0.000	0.00	0.00	62.4	0.00	19.64	0.00	175	79.06
1110	X		6.26	0.00	0.555	0.000	1	0.000	0.00	0.00	56.0	0.00	19.61	0.00	175	79.06
1115	X		6.25	0.00	0.556	0.000	4	0.000	0.00	0.00	53.2	0.00	19.61	0.00	175	

COMMENTS: 5/8" Tubing in well
Initial DTW: 79.01' TIC w/ tubing

TEMPERATURE CORRECTION FACTOR °C	0.0
MAKE/MODEL OF WQ METER: Horiba U-52 SERIAL #:	25347
MAKE/MODEL OF WQ METER: LaMotte 2020 SERIAL #:	27706

Department Sanctioned Analytical Methods: pH (SM 4500-H+B), temp (SM 2550 B), spec. cond. (EPA 120.1), turbidity (EPA 180.1), DO (SM 4500-O G)

*INDICATOR PARAMETERS HAVE STABLIZED WHEN 3 CONSECUTIVE READINGS ARE WITHIN: ± 0.1 for pH; ± 3% for Specific Conductivity and Temperature; ± 10 mv for Redox Potential; and ± 10% for Dissolved Oxygen and Turbidity

LOW FLOW SAMPLING
DATA SHEET

SITE: LMC Great Neck
CONSULTING FIRM: Tetra Tech (NJDEP Lab #10018)
DATE: 1/14/16
FIELD PERSONNEL: Jon Bryk
WEATHER: Cloudy, 30°F

MONITOR WELL: MW-35GL
WELL DEPTH:
SCREENED/OPEN INTERVAL:
WELL PERMIT #:
WELL DIAMETER: 2 inches

PID/FID READINGS (ppm): BACKGROUND: –
BENEATH OUTER CAP: –
BENEATH INNER CAP: –

PUMP INTAKE DEPTH: 125 ft below TIC
DEPTH TO WATER BEFORE PUMP INSTALLATION: 77.01 ft below TIC
MAKE/MODEL OF PUMP: QED Sample Pro SERIAL #: 31245

TIME	PURGING	SAMPLING	pH (pH units) READING	pH CHANGE*	SPECIFIC CONDUCTIVITY (mS/cm) READING	SPECIFIC CONDUCTIVITY CHANGE*	REDOX POTENTIAL (mv) READING	REDOX POTENTIAL CHANGE*	DISSOLVED OXYGEN (mg/l) READING	DISSOLVED OXYGEN CHANGE*	TURBIDITY (NTU) READING	TURBIDITY CHANGE*	TEMPERATURE (degrees C) READING	TEMPERATURE CHANGE*	PUMPING RATE (ml/min)	DEPTH TO WATER (ft below TOC)
1120	X		6.25	NA	0.557	NA	6	NA	0.00	NA	42.6	NA	19.74	NA	175	79.06
1125	X		6.25	0.00	0.558	0.000	8	0.000	0.00	0.00	37.6	0.00	19.62	0.00	175	~~75.06~~ 79.06
1130	X		6.25	0.00	0.559	0.000	9	0.000	0.00	0.00	32.1	0.00	18.71	0.00	175	79.06
1135	X		6.25	0.00	0.556	0.000	11	0.000	0.00	0.00	34.8	0.00	19.00	0.00	175	79.06
1140	X		6.25	0.00	0.557	0.000	12	0.000	0.00	0.00	33.8	0.00	19.14	0.00	175	79.06
1145	X		6.25	0.00	0.558	0.000	13	0.000	0.00	0.00	33.2	0.00	19.09	0.00	175	79.06
1150			Switch Nitrogen	0.00		0.000		0.000		0.00		0.00		0.00	175	79.06
1210	X		6.26	0.00	0.556	0.000	18	0.000	0.00	0.00	41.0	0.00	19.10	0.00	200	79.06
1215	X		6.26	0.00	0.558	0.000	18	0.000	0.00	0.00	43.5	0.00	19.02	0.00	200	79.06
1220	X		6.25	0.00	0.559	0.000	17	0.000	0.00	0.00	32.0	0.00	19.45	0.00	200	79.06
1225	X		6.25	0.00	0.559	0.000	18	0.000	0.00	0.00	33.0	0.00	19.07	0.00	200	79.06

COMMENTS:

TEMPERATURE CORRECTION FACTOR °C	0.0
MAKE/MODEL OF WQ METER: Horiba U-52 SERIAL #:	25357
MAKE/MODEL OF WQ METER: LaMotte 2020 SERIAL #:	27706

Department Sanctioned Analytical Methods: pH (SM 4500-H+B), temp (SM 2550 B), spec. cond. (EPA 120.1), turbidity (EPA 180.1), DO (SM 4500-O G)

*INDICATOR PARAMETERS HAVE STABLIZED WHEN 3 CONSECUTIVE READINGS ARE WITHIN: ± 0.1 for pH; ± 3% for Specific Conductivity and Temperature; ± 10 mv for Redox Potential; and ± 10% for Dissolved Oxygen and Turbidity

LOW FLOW SAMPLING
DATA SHEET

SHEET 3 OF 3

SITE: LMC Great Neck
CONSULTING FIRM: Tetra Tech (NJDEP Lab #10018)
DATE: 1/14/16
FIELD PERSONNEL: Jon Buck
WEATHER: Cloudy, 30°F

MONITOR WELL: MW-356C
WELL DEPTH: MW-356C
SCREENED/OPEN INTERVAL:
WELL PERMIT #:
WELL DIAMETER: 2 Inches

PID/FID READINGS (ppm): BACKGROUND: –
BENEATH OUTER CAP: –
BENEATH INNER CAP: –

PUMP INTAKE DEPTH: 125 ft below TIC
DEPTH TO WATER BEFORE PUMP INSTALLATION: 79.01 ft below TIC
MAKE/MODEL OF PUMP: QED Sample Pro SERIAL #: 31245

TIME	PURGING	SAMPLING	pH (pH units) READING	pH CHANGE*	SPECIFIC CONDUCTIVITY (mS/cm) READING	SPECIFIC CONDUCTIVITY CHANGE*	REDOX POTENTIAL (mv) READING	REDOX POTENTIAL CHANGE*	DISSOLVED OXYGEN (mg/l) READING	DISSOLVED OXYGEN CHANGE*	TURBIDITY (NTU) READING	TURBIDITY CHANGE*	TEMPERATURE (degrees C) READING	TEMPERATURE CHANGE*	PUMPING RATE (ml/min)	DEPTH TO WATER (ft below TOC)
1230	X		6.24	NA	0.559	NA	~~0.560~~ 19	NA	0.00	NA	30.1	NA	19.67	NA	200	75.00
1235		X		0.00		0.000		0.000		0.00		0.00		0.00		
1238			6.25	0.00	0.560	0.000	~~0.560~~ 17	0.000	0.00	0.00	42.4	0.00	19.83	0.00	200	
				0.00		0.000		0.000		0.00		0.00		0.00		
				0.00		0.000		0.000		0.00		0.00		0.00		
				0.00		0.000		0.000		0.00		0.00		0.00		
				0.00		0.000		0.000		0.00		0.00		0.00		
				0.00		0.000		0.000		0.00		0.00		0.00		
				0.00		0.000		0.000		0.00		0.00		0.00		
				0.00		0.000		0.000		0.00		0.00		0.00		
				0.00		0.000		0.000		0.00		0.00		0.00		

COMMENTS:

7.0 pH Buffer
6.98, 19.51°C
@ 1305

TEMPERATURE CORRECTION FACTOR °C	0.0
MAKE/MODEL OF WQ METER: Horiba U-52 SERIAL #:	25347
MAKE/MODEL OF WQ METER: LaMotte 2020 SERIAL #:	27706

Department Sanctioned Analytical Methods: pH (SM 4500-H+B), temp (SM 2550 B), spec. cond. (EPA 120.1), turbidity (EPA 180.1), DO (SM 4500-O G)

*INDICATOR PARAMETERS HAVE STABLIZED WHEN 3 CONSECUTIVE READINGS ARE WITHIN: ± 0.1 for pH; ± 3% for Specific Conductivity and Temperature; ± 10 mv for Redox Potential; and ± 10% for Dissolved Oxygen and Turbidity

LOW FLOW SAMPLING
DATA SHEET

SHEET 1 OF 2

SITE: LMC Great Neck
DATE: 1/14/16
WEATHER: Cloudy, 30°F

CONSULTING FIRM: Tetra Tech (NJDEP Lab #10018)
FIELD PERSONNEL: Jon Byk

MONITOR WELL: MW-43MI
WELL DEPTH: 330
SCREENED/OPEN INTERVAL: 310-330
WELL PERMIT #:
WELL DIAMETER: 4 Inches

PID/FID READINGS (ppm):
BACKGROUND: —
BENEATH OUTER CAP: —
BENEATH INNER CAP: —

PUMP INTAKE DEPTH: 320 ft below TIC
DEPTH TO WATER BEFORE PUMP INSTALLATION: 94.53 ft below TIC
MAKE/MODEL OF PUMP: QED ~~Dedicated~~ SERIAL #: LMC-BP02

TIME	PURGING	SAMPLING	pH (pH units) READING	pH CHANGE*	SPECIFIC CONDUCTIVITY (mS/cm) READING	SPECIFIC CONDUCTIVITY CHANGE*	REDOX POTENTIAL (mv) READING	REDOX POTENTIAL CHANGE*	DISSOLVED OXYGEN (mg/l) READING	DISSOLVED OXYGEN CHANGE*	TURBIDITY (NTU) READING	TURBIDITY CHANGE*	TEMPERATURE (degrees C) READING	TEMPERATURE CHANGE*	PUMPING RATE (ml/min)	DEPTH TO WATER (ft below TOC)
1415			Setup	NA		NA		NA		NA		NA		NA		
1435	X		6.06	0.00	0.146	0.000	382	0.000	10.57	0.00	0.57	0.00	15.00	0.00	300	~~94.53~~ 94.63
1445	X		6.42	0.00	0.141	0.000	472	0.000	8.32	0.00		0.00	15.41	0.00	300	94.63
1455	X		6.60	0.00	0.142	0.000	493	0.000	7.12	0.00	0.67	0.00	15.45	0.00	300	94.60
1505	X		6.68	0.00	0.140	0.000	500	0.000	6.63	0.00	0.47	0.00	15.55	0.00	300	94.60
1510	X		6.71	0.00	0.140	0.000	509	0.000	6.42	0.00	0.57	0.00	15.50	0.00	300	94.60
1515	X		6.72	0.00	0.140	0.000	514	0.000	6.25	0.00	0.68	0.00	15.50	0.00	300	94.60
1520	X		6.65	0.00	0.140	0.000	518	0.000	6.08	0.00	0.69	0.00	15.47	0.00	300	94.60
1525	X		6.73	0.00	0.140	0.000	523	0.000	6.02	0.00	1.09	0.00	15.58	0.00	300	94.60
1530	X		6.72	0.00	0.140	0.000	525	0.000	5.93	0.00	1.52	0.00	15.44	0.00	300	94.60
1535	X		6.75	0.00	0.140	0.000	526	0.000	5.90	0.00	0.44	0.00	15.42	0.00	300	94.60

COMMENTS: Purged 2.5 Gal, Volume in Daughter

7.0 pH Pump
6.97, 12.01 °C
@ 1618

MP-10 20R/10D, 70psi

TEMPERATURE CORRECTION FACTOR °C	0.0
MAKE/MODEL OF WQ METER: Horiba U-52 SERIAL #:	21099
MAKE/MODEL OF WQ METER: LaMotte 2020 SERIAL #:	2770

Department Sanctioned Analytical Methods: pH (SM 4500-H+B), temp (SM 2550 B), spec. cond. (EPA 120.1), turbidity (EPA 180.1), DO (SM 4500-O G)

*INDICATOR PARAMETERS HAVE STABLIZED WHEN 3 CONSECUTIVE READINGS ARE WITHIN: ± 0.1 for pH; ± 3% for Specific Conductivity and Temperature; ± 10 mv for Redox Potential; and ± 10% for Dissolved Oxygen and Turbidity

LOW FLOW SAMPLING
DATA SHEET

SITE: LMC Great Neck
DATE: 1/14/16
WEATHER: Cloudy 30°F

CONSULTING FIRM: Tetra Tech (NJDEP Lab #10018)
FIELD PERSONNEL: Jon Bulk

MONITOR WELL: MW-43MI
WELL DEPTH: 330
SCREENED/OPEN INTERVAL: 310-330
WELL PERMIT #:
WELL DIAMETER: 4 Inches

PID/FID READINGS (ppm):
BACKGROUND: –
BENEATH OUTER CAP: –
BENEATH INNER CAP: –

PUMP INTAKE DEPTH: 320 ft below TIC
DEPTH TO WATER BEFORE PUMP INSTALLATION: 94.53 ft below TIC
MAKE/MODEL OF PUMP: QED
SERIAL #: LMC-0002

TIME	PURGING	SAMPLING	pH (pH units) READING	pH CHANGE*	SPECIFIC CONDUCTIVITY (mS/cm) READING	SPECIFIC CONDUCTIVITY CHANGE*	REDOX POTENTIAL (mv) READING	REDOX POTENTIAL CHANGE*	DISSOLVED OXYGEN (mg/l) READING	DISSOLVED OXYGEN CHANGE*	TURBIDITY (NTU) READING	TURBIDITY CHANGE*	TEMPERATURE (degrees C) READING	TEMPERATURE CHANGE*	PUMPING RATE (ml/min)	DEPTH TO WATER (ft below TOC)
1540	X		6.72	NA	0.140	NA	529	NA	5.83	NA	0.46	NA	15.39	NA	300	94.60
1545	X		6.65	0.00	0.140	0.000	531	0.000	5.79	0.00	0.47	0.00	15.50	0.00	300	94.68
1550	X		6.71	0.00	0.140	0.000	535	0.000	5.73	0.00	0.41	0.00	15.49	0.00	300	94.60
1555		X		0.00		0.000		0.000		0.00		0.00		0.00		
POST 1605	X		6.74	0.00	0.140	0.000	542	0.000	5.71	0.00	0.63	0.00	14.48	0.00	300	94.60
				0.00		0.000		0.000		0.00		0.00		0.00		
				0.00		0.000		0.000		0.00		0.00		0.00		
				0.00		0.000		0.000		0.00		0.00		0.00		
				0.00		0.000		0.000		0.00		0.00		0.00		
				0.00		0.000		0.000		0.00		0.00		0.00		
				0.00		0.000		0.000		0.00		0.00		0.00		

COMMENTS: SAMPLED AT 1555

20R/10D 170psi

1618 Pump 6.97 pH 12.01 °C

TEMPERATURE CORRECTION FACTOR °C	0.0
MAKE/MODEL OF WQ METER: Horiba U-52 SERIAL #:	21095
MAKE/MODEL OF WQ METER: LaMotte 2020 SERIAL #:	2770

Department Sanctioned Analytical Methods: pH (SM 4500-H+B), temp (SM 2550 B), spec. cond. (EPA 120.1), turbidity (EPA 180.1), DO (SM 4500-O G)

*INDICATOR PARAMETERS HAVE STABLIZED WHEN 3 CONSECUTIVE READINGS ARE WITHIN: ± 0.1 for pH; ± 3% for Specific Conductivity and Temperature; ± 10 mv for Redox Potential; and ± 10% for Dissolved Oxygen and Turbidity

LOW FLOW SAMPLING
DATA SHEET

SHEET 1 OF 1

SITE: LMC Great Neck
CONSULTING FIRM: Tetra Tech (NJDEP Lab #10018)
DATE: 1.14.16
FIELD PERSONNEL: TZ WAGNER
WEATHER: SUN 32°F

MONITOR WELL: MW-31GL
WELL DEPTH: 200'
SCREENED/OPEN INTERVAL: 20' 180-200'
WELL PERMIT #:
WELL DIAMETER: 4.0 Inches

PID/FID READINGS (ppm):
BACKGROUND:
BENEATH OUTER CAP:
BENEATH INNER CAP:

PUMP INTAKE DEPTH: _____ ft below TIC
DEPTH TO WATER BEFORE PUMP INSTALLATION: 87.50 ft below TIC
MAKE/MODEL OF PUMP: Dedicated SERIAL #: LMC-8805

TIME	PURGING	SAMPLING	pH (pH units) READING	pH CHANGE*	SPECIFIC CONDUCTIVITY (mS/cm) READING	SPECIFIC CONDUCTIVITY CHANGE*	REDOX POTENTIAL (mv) READING	REDOX POTENTIAL CHANGE*	DISSOLVED OXYGEN (mg/l) READING	DISSOLVED OXYGEN CHANGE*	TURBIDITY (NTU) READING	TURBIDITY CHANGE*	TEMPERATURE (degrees C) READING	TEMPERATURE CHANGE*	PUMPING RATE (ml/min)	DEPTH TO WATER (ft below TOC)
1127	X		setup	NA		NA		NA		NA		NA		NA	225	87.50
1135	X		6.98	0.00	0.582	0.000	105	0.000	0.79	0.00	0.72	0.00	18.15	0.00	225	87.46
* 1140	X		6.99	0.00	0.581	0.000	109	0.000	1.51	0.00	0.98	0.00	18.19	0.00	225	87.45
1145	X		6.76	0.00	0.598	0.000	117	0.000	2.30	0.00	2.40	0.00	18.27	0.00	225	87.45
1150	X		6.57	0.00	0.672	0.000	121	0.000	2.75	0.00	1.40	0.00	18.32	0.00	225	87.45
1155	X		6.58	0.00	0.676	0.000	116	0.000	2.79	0.00	0.60	0.00	18.26	0.00	225	87.45
1200	X		6.53	0.00	0.676	0.000	123	0.000	2.65	0.00	0.65	0.00	18.29	0.00	225	87.45
1205	X	X	6.55	0.00	0.674	0.000	123	0.000	2.65	0.00	0.61	0.00	18.30	0.00	225	87.45
1208	PST		6.64	0.00	0.665	0.000	116	0.000	2.63	0.00	0.34	0.00	18.01	0.00	225	87.45
				0.00		0.000		0.000		0.00		0.00		0.00		
				0.00		0.000		0.000		0.00		0.00		0.00		

COMMENTS:
* DT need 0.9 gals removed @ 1138 · Sampled @ 1205

Pump pH @ 1224
7.08 @ 14.62°c

MP-10 R 22
D 8
PSI 70

GALLONS purged 3.5

TEMPERATURE CORRECTION FACTOR °C	0.0
MAKE/MODEL OF WQ METER: Lamotte 2020 SERIAL #:	25108
MAKE/MODEL OF WQ METER: Horiba U52 SERIAL #:	14204/21357

Department Sanctioned Analytical Methods: pH (SM 4500-H+B), temp (SM 2550 B), spec. cond. (EPA 120.1), turbidity (EPA 180.1), DO (SM 4500-O G)

*INDICATOR PARAMETERS HAVE STABLIZED WHEN 3 CONSECUTIVE READINGS ARE WITHIN: ± 0.1 for pH; ± 3% for Specific Conductivity and Temperature; ± 10 mv for Redox Potential; and ± 10% for Dissolved Oxygen and Turbidity

LOW FLOW SAMPLING
DATA SHEET

SHEET 1 OF 1

SITE: LMC Great Neck
DATE: 1.14.16
WEATHER: SUN CALM - 27°F

CONSULTING FIRM: Tetra Tech (NJDEP Lab #10018)
FIELD PERSONNEL: ROY WAGNER

MONITOR WELL: MW-31 MI
WELL DEPTH: 255'
SCREENED/OPEN INTERVAL: 20 235'-255'
WELL PERMIT #:
WELL DIAMETER: 4 Inches

PID/FID READINGS (ppm): BACKGROUND: /
BENEATH OUTER CAP: /
BENEATH INNER CAP:

PUMP INTAKE DEPTH: — ft below TIC
DEPTH TO WATER BEFORE PUMP INSTALLATION: 88.15 ft below TIC
MAKE/MODEL OF PUMP: DEDicated SERIAL #: LMC-BP#7

TIME	PURGING	SAMPLING	pH (pH units) READING	pH CHANGE*	SPECIFIC CONDUCTIVITY (mS/cm) READING	SPECIFIC CONDUCTIVITY CHANGE*	REDOX POTENTIAL (mv) READING	REDOX POTENTIAL CHANGE*	DISSOLVED OXYGEN (mg/l) READING	DISSOLVED OXYGEN CHANGE*	TURBIDITY (NTU) READING	TURBIDITY CHANGE*	TEMPERATURE (degrees C) READING	TEMPERATURE CHANGE*	PUMPING RATE (ml/min)	DEPTH TO WATER (ft below TOC)
0950	-	-	set up	NA		NA		NA		NA		NA		NA		88.15
1005	X		8.20	0.00	0.413	0.000	85	0.000	1.18	0.00	20.6	0.00	18.21	0.00	350	88.30
1010	X		7.29	0.00	0.412	0.000	-20	0.000	0.56	0.00	2.28	0.00	18.31	0.00	350	88.30
1015	X	FD	7.22	0.00	0.401	0.000	-12	0.000	1.69	0.00	1.46	0.00	18.31	0.00	350	88.25
1020	X		7.02	0.00	0.408	0.000	-6	0.000	2.72	0.00	8.75	0.00	18.30	0.00	350	88.25
1025	X		6.97	0.00	0.410	0.000	96	0.000	2.62	0.00	8.02	0.00	18.32	0.00	350	88.25
1030	X		6.92	0.00	0.410	0.000	92	0.000	2.34	0.00	5.32	0.00	18.27	0.00	350	88.25
1035	X		6.92	0.00	0.411	0.000	88	0.000	2.02	0.00	4.57	0.00	18.26	0.00	350	88.25
1040	X		6.90	0.00	0.411	0.000	100	0.000	2.03	0.00	4.33	0.00	18.22	0.00	350	88.25
1042		X		0.00		0.000		0.000		0.00		0.00		0.00	350	88.25
1102	PS	PS	6.77	0.00	0.412	0.000	105	0.000	2.24	0.00	5.37	0.00	17.94	0.00	350	88.25

COMMENTS:
DT (Drop tube) med 1.4 Gallons purged from tubing @ 10:15

Bump PH @ 1105
7.02 @ 14.60 °C

MP-10 R - 20
D - 10
psi - 60

MS/MSD and DUP collected at this well

Gallons purged = 5.0

TEMPERATURE CORRECTION FACTOR °C	0.0
MAKE/MODEL OF WQ METER: Lamotte 2020 SERIAL #:	25108
MAKE/MODEL OF WQ METER: Horiba U52 SERIAL #:	14204/21353

Department Sanctioned Analytical Methods: pH (SM 4500-H+B), temp (SM 2550 B), spec. cond. (EPA 120.1), turbidity (EPA 180.1), DO (SM 4500-O G)

*INDICATOR PARAMETERS HAVE STABLIZED WHEN 3 CONSECUTIVE READINGS ARE WITHIN: ± 0.1 for pH; ± 3% for Specific Conductivity and Temperature; ± 10 mv for Redox Potential; and ± 10% for Dissolved Oxygen and Turbidity

LOW FLOW SAMPLING
DATA SHEET

SITE: LMC Great Neck
CONSULTING FIRM: Tetra Tech (NJDEP Lab #10018)
DATE: 1.14.16
FIELD PERSONNEL: R. WAGNER
WEATHER: OVERCAST 30°F CALM

MONITOR WELL: MW-31 ML
WELL DEPTH: ~~300~~ 355'
SCREENED/OPEN INTERVAL: 20' (335-355')
WELL PERMIT #:
WELL DIAMETER: 4.0 Inches

PID/FID READINGS (ppm): BACKGROUND: /
BENEATH OUTER CAP: /
BENEATH INNER CAP: /

PUMP INTAKE DEPTH: _____ ft below TIC
DEPTH TO WATER BEFORE PUMP INSTALLATION: 90.45 ft below TIC
MAKE/MODEL OF PUMP: Dedicated SERIAL #: LMC-BP06

TIME	PURGING	SAMPLING	pH (pH units) READING	pH CHANGE*	SPECIFIC CONDUCTIVITY (mS/cm) READING	SPECIFIC CONDUCTIVITY CHANGE*	REDOX POTENTIAL (mv) READING	REDOX POTENTIAL CHANGE*	DISSOLVED OXYGEN (mg/l) READING	DISSOLVED OXYGEN CHANGE*	TURBIDITY (NTU) READING	TURBIDITY CHANGE*	TEMPERATURE (degrees C) READING	TEMPERATURE CHANGE*	PUMPING RATE (ml/min)	DEPTH TO WATER (ft below TOC)
1200			set up	NA	·	NA	·	NA	·	NA	·	NA		NA	350	90.45
1255	X		7.23	0.00	0.171	0.000	102	0.000	3.58	0.00	0.02	0.00	17.50	0.00	350	90.45
1300	X		7.07	0.00	0.167	0.000	145	0.000	1.95	0.00	0.05	0.00	18.22	0.00	350	90.45
1305	X		6.90	0.00	0.166	0.000	151	0.000	2.12	0.00	0.09	0.00	18.20	0.00	350	90.45
1310	X		6.88	0.00	0.165	0.000	153	0.000	2.21	0.00	0.01	0.00	18.20	0.00	350	90.45
*1315	X		6.68	0.00	0.164	0.000	160	0.000	2.33	0.00	1.43	0.00	18.18	0.00	350	90.45
1320	X		6.69	0.00	0.169	0.000	155	0.000	2.27	0.00	4.43	0.00	18.20	0.00	350	90.45
1325	X		6.67	0.00	0.169	0.000	154	0.000	2.26	0.00	3.52	0.00	18.19	0.00	350	90.45
1330	X		6.70	0.00	0.168	0.000	146	0.000	2.22	0.00	2.42	0.00	18.20	0.00	350	90.45
1335	X		6.71	0.00	0.167	0.000	146	0.000	2.26	0.00	1.02	0.00	18.21	0.00	350	90.46
1340	X		6.72	0.00	0.167	0.000	148	0.000	2.28	0.00	0.92	0.00	18.20	0.00	350	90.46

COMMENTS:
*DT = Drop tube volume 2.5 gallons @ 13:15

Burp Ph @ 14:19
7.00 @ 14.71°C

MP-10 60 PSI
10 B
20 R

Purged 6.0 gallons

TEMPERATURE CORRECTION FACTOR °C	0.0
MAKE/MODEL OF WQ METER: Lamotte 2020 SERIAL #:	25108
MAKE/MODEL OF WQ METER: Horiba U52 SERIAL #:	14204/213537

Department Sanctioned Analytical Methods: pH (SM 4500-H+B), temp (SM 2550 B), spec. cond. (EPA 120.1), turbidity (EPA 180.1), DO (SM 4500-O G)

*INDICATOR PARAMETERS HAVE STABLIZED WHEN 3 CONSECUTIVE READINGS ARE WITHIN: ± 0.1 for pH; ± 3% for Specific Conductivity and Temperature; ± 10 mv for Redox Potential; and ± 10% for Dissolved Oxygen and Turbidity

LOW FLOW SAMPLING
DATA SHEET

SITE: LMC Great Neck
CONSULTING FIRM: Tetra Tech (NJDEP Lab #10018)
DATE: 1.14.16
FIELD PERSONNEL: T. WAGNER
WEATHER: Overcast 30°F CALM

MONITOR WELL: MW-31 ML
WELL DEPTH: 380
SCREENED/OPEN INTERVAL: 335-355'
WELL PERMIT #:
WELL DIAMETER: 4.0 Inches

PID/FID READINGS (ppm):
BACKGROUND:
BENEATH OUTER CAP:
BENEATH INNER CAP:

PUMP INTAKE DEPTH: _____ ft below TIC
DEPTH TO WATER BEFORE PUMP INSTALLATION : _____ ft below TIC
MAKE/MODEL OF PUMP: QED DEDICATED SERIAL #: LMC-BP46

TIME	PURGING	SAMPLING	pH (pH units) READING	pH CHANGE*	SPECIFIC CONDUCTIVITY (mS/cm) READING	SPECIFIC CONDUCTIVITY CHANGE*	REDOX POTENTIAL (mv) READING	REDOX POTENTIAL CHANGE*	DISSOLVED OXYGEN (mg/l) READING	DISSOLVED OXYGEN CHANGE*	TURBIDITY (NTU) READING	TURBIDITY CHANGE*	TEMPERATURE (degrees C) READING	TEMPERATURE CHANGE*	PUMPING RATE (ml/min)	DEPTH TO WATER (ft below TOC)
1345	+		6.69	NA	0.167	NA	149	NA	2.41	NA	0.79	NA	18.20	NA	350	90.46
1348		+		0.00		0.000		0.000		0.00		0.00		0.00		
				0.00		0.000		0.000		0.00		0.00		0.00		
				0.00		0.000		0.000		0.00		0.00		0.00		
1355	Post		6.60	0.00	0.167	0.000	157	0.000	2.18	0.00	0.54	0.00	18.11	0.00	350	90.46
				0.00		0.000		0.000		0.00		0.00		0.00		
				0.00		0.000		0.000		0.00		0.00		0.00		
				0.00		0.000		0.000		0.00		0.00		0.00		
				0.00		0.000		0.000		0.00		0.00		0.00		
				0.00		0.000		0.000		0.00		0.00		0.00		
				0.00		0.000		0.000		0.00		0.00		0.00		

COMMENTS:

TEMPERATURE CORRECTION FACTOR °C	0.0
MAKE/MODEL OF WQ METER: SERIAL #:	
MAKE/MODEL OF WQ METER: SERIAL #:	

Department Sanctioned Analytical Methods: pH (SM 4500-H+B), temp (SM 2550 B), spec. cond. (EPA 120.1), turbidity (EPA 180.1), DO (SM 4500-O G)

*INDICATOR PARAMETERS HAVE STABLIZED WHEN 3 CONSECUTIVE READINGS ARE WITHIN: ± 0.1 for pH; ± 3% for Specific Conductivity and Temperature; ± 10 mv for Redox Potential; and ± 10% for Dissolved Oxygen and Turbidity

LOW FLOW SAMPLING
DATA SHEET

SHEET 1 OF 2

SITE: LMC Great Neck
DATE: 1/14/16
WEATHER: Sunny, 35°F, windy

CONSULTING FIRM: Tetra Tech (NJDEP Lab #10018)
FIELD PERSONNEL: C. Eggeve R

MONITOR WELL: MW-43MU
WELL DEPTH: 227
SCREENED/OPEN INTERVAL: 218'-228'
WELL PERMIT #:
WELL DIAMETER: 4 Inches

PID/FID READINGS (ppm): BACKGROUND: –
BENEATH OUTER CAP: –
BENEATH INNER CAP: –

PUMP INTAKE DEPTH: [redacted] ft below TIC
DEPTH TO WATER BEFORE PUMP INSTALLATION: 94.07 ft below TIC
MAKE/MODEL OF PUMP: AED SERIAL #: D Winks LMC-BP01

TIME	PURGING	SAMPLING	pH (pH units) READING	pH CHANGE*	SPECIFIC CONDUCTIVITY (mS/cm) READING	SPECIFIC CONDUCTIVITY CHANGE*	REDOX POTENTIAL (mv) READING	REDOX POTENTIAL CHANGE*	DISSOLVED OXYGEN (mg/l) READING	DISSOLVED OXYGEN CHANGE*	TURBIDITY (NTU) READING	TURBIDITY CHANGE*	TEMPERATURE (degrees C) READING	TEMPERATURE CHANGE*	PUMPING RATE (ml/min)	DEPTH TO WATER (ft below TOC)
1405	Set up			NA		NA		NA		NA		NA		NA	300	—
1410	X		7.13	0.00	.232	0.000	170	0.000	0.63	0.00	2.95	0.00	14.79	0.00	300	93.89
1415	X		7.13	0.00	.249	0.000	159	0.000	0.00	0.00	1.33	0.00	15.57	0.00	250	93.94
1420	X		7.05	0.00	.246	0.000	149	0.000	0.00	0.00	.88	0.00	15.19	0.00	250	93.94
1425	X		7.06	0.00	.242	0.000	139	0.000	0.00	0.00	.93	0.00	15.26	0.00	250	93.94
1430	X		7.07	0.00	.241	0.000	137	0.000	1.71	0.00	1.73	0.00	15.26	0.00	250	93.94
1435	X		7.10	0.00	.243	0.000	129	0.000	2.11	0.00	3.16	0.00	15.29	0.00	250	93.94
*1440	X		7.15	0.00	.247	0.000	103	0.000	2.54	0.00	2.74	0.00	15.14	0.00	250	93.94
1445	X		7.14	0.00	.246	0.000	74	0.000	2.93	0.00	2.62	0.00	15.33	0.00	250	93.94
1450	X		7.12	0.00	.246	0.000	69	0.000	3.30	0.00	2.41	0.00	15.02	0.00	250	93.94
1455	X		7.10	0.00	.245	0.000	70	0.000	3.37	0.00	2.08	0.00	15.11	0.00	250	93.94

COMMENTS: *1.5 Gal Purged, Volume in Drop Tube

MP-10 > 20R/100 @ 60 psi

SAMPLED AT 1520

TEMPERATURE CORRECTION FACTOR °C: 0.0

MAKE/MODEL OF WQ METER: Quanta Inve SERIAL #: 27706

MAKE/MODEL OF WQ METER: U-52 horiba SERIAL #: 25347

Department Sanctioned Analytical Methods: pH (SM 4500-H+B), temp (SM 2550 B), spec. cond. (EPA 120.1), turbidity (EPA 180.1), DO (SM 4500-O G)

*INDICATOR PARAMETERS HAVE STABLIZED WHEN 3 CONSECUTIVE READINGS ARE WITHIN: ± 0.1 for pH; ± 3% for Specific Conductivity and Temperature; ± 10 mv for Redox Potential; and ± 10% for Dissolved Oxygen and Turbidity

LOW FLOW SAMPLING
DATA SHEET

SITE: BROS Superfund Site
CONSULTING FIRM: Tetra Tech (NJDEP Lab #10018)
DATE: 1/14/16
FIELD PERSONNEL: C. Fischer
WEATHER Sunny, 35°F, windy

MONITOR WELL MW-113MU **WELL DEPTH:** 228 **SCREENED/OPEN INTERVAL:** 218'-228'
WELL PERMIT #: **WELL DIAMETER:** 4 Inches

PID/FID READINGS (ppm): **BACKGROUND:** — **BENEATH OUTER CAP:** — **BENEATH INNER CAP:** —
PUMP INTAKE DEPTH: [redacted] ft below TIC
DEPTH TO WATER BEFORE PUMP INSTALLATION: 94.07 ft below TIC
MAKE/MODEL OF PUMP: RED **SERIAL #:** Dedicated LMC-BP#1

	TIME	PURGING	SAMPLING	pH (pH units) READING	pH CHANGE*	SPECIFIC CONDUCTIVITY (mS/cm) READING	SPECIFIC CONDUCTIVITY CHANGE*	REDOX POTENTIAL (mv) READING	REDOX POTENTIAL CHANGE*	DISSOLVED OXYGEN (mg/l) READING	DISSOLVED OXYGEN CHANGE*	TURBIDITY (NTU) READING	TURBIDITY CHANGE*	TEMPERATURE (degrees C) READING	TEMPERATURE CHANGE*	PUMPING RATE (ml/min)	DEPTH TO WATER (ft below TOC)
	1500	X		7.09	NA	.245	NA	74	NA	3.52	NA	2.10	NA	15.26	NA	250	93.94
	1505	X		7.09	0.00	.245	0.000	76	0.000	3.54	0.00	2.03	0.00	15.20	0.00	250	93.94
	1510	X		7.08	0.00	.244	0.000	82	0.000	3.53	0.00	1.96	0.00	15.17	0.00	250	93.94
	1515	X		7.08	0.00	.244	0.000	85	0.000	3.55	0.00	1.89	0.00	15.14	0.00	250	93.94
	1520		X	—	0.00	—	0.000	—	0.000	—	0.00	—	0.00	—	0.00	—	—
Post	1530	Post		7.11	0.00	.246	0.000	90	0.000	~~2.19~~ 4.69	0.00	2.76	0.00	14.97	0.00	250	93.94
					0.00		0.000		0.000		0.00		0.00		0.00		
					0.00		0.000		0.000		0.00		0.00		0.00		
					0.00		0.000		0.000		0.00		0.00		0.00		
					0.00		0.000		0.000		0.00		0.00		0.00		
					0.00		0.000		0.000		0.00		0.00		0.00		

COMMENTS: * air bubble in U-52

Bump test: pH = 7.06
time = 1543
°C = 14.52

TEMPERATURE CORRECTION FACTOR °C	0.0
MAKE/MODEL OF WQ METER: Cambotte Inova SERIAL #:	27726
MAKE/MODEL OF WQ METER: U-52 horiba SERIAL #:	253417

Department Sanctioned Analytical Methods: pH (SM 4500-H+B), temp (SM 2550 B), spec. cond. (EPA 120.1), turbidity (EPA 180.1), DO (SM 4500-O G)

***INDICATOR PARAMETERS HAVE STABLIZED WHEN 3 CONSECUTIVE READINGS ARE WITHIN: ± 0.1 for pH; ± 3% for Specific Conductivity and Temperature; ± 10 mv for Redox Potential; and ± 10% for Dissolved Oxygen and Turbidity**

LOW FLOW SAMPLING
DATA SHEET

LMC – Great Neck

1/1

SHEET 1 OF 1

SITE: [redacted]

DATE: 1/15/18

WEATHER: Sunny, 36°F, slight wind

CONSULTING FIRM: Tetra Tech (NJDEP Lab #10018)

FIELD PERSONNEL: C. Estevez

MONITOR WELL: MW-51 MI

WELL DEPTH: 208

SCREENED/OPEN INTERVAL:

WELL PERMIT #:

WELL DIAMETER: 4 ND Inches

PID/FID READINGS (ppm): BACKGROUND: —; BENEATH OUTER CAP: —; BENEATH INNER CAP: —

PUMP INTAKE DEPTH: [redacted] ft below TIC

DEPTH TO WATER BEFORE PUMP INSTALLATION: 109.70 ft below TIC

MAKE/MODEL OF PUMP: [redacted] Dedicated SERIAL #: Dedicated LMC BP-#3

	TIME	PURGING	SAMPLING	pH (pH units) READING	pH CHANGE*	SPECIFIC CONDUCTIVITY (mS/cm) READING	SPECIFIC CONDUCTIVITY CHANGE*	REDOX POTENTIAL (mv) READING	REDOX POTENTIAL CHANGE*	DISSOLVED OXYGEN (mg/l) READING	DISSOLVED OXYGEN CHANGE*	TURBIDITY (NTU) READING	TURBIDITY CHANGE*	TEMPERATURE (degrees C) READING	TEMPERATURE CHANGE*	PUMPING RATE (ml/min)	DEPTH TO WATER (ft below TOC)
	1030	START		—	NA	—	NA	—	NA	—	NA	—	NA	—	NA	—	109.70
	1035	X		6.72	0.00	0.705	0.000	147	0.000	3.54	0.00	0.11	0.00	17.90	0.00	250	109.70
	1040	X		6.46	0.00	0.709	0.000	159	0.000	1.26	0.00	1.01	0.00	17.75	0.00	250	109.70
*	1045	X		6.34	0.00	0.718	0.000	185	0.000	1.35	0.00	0.14	0.00	17.68	0.00	250	109.70
	1050	X		6.34	0.00	0.720	0.000	183	0.000	1.88	0.00	0.07	0.00	17.57	0.00	250	109.70
	1055	X		6.33	0.00	0.722	0.000	184	0.000	1.81	0.00	0.23	0.00	17.57	0.00	250	109.70
	1100	X		6.32	0.00	0.722	0.000	183	0.000	1.84	0.00	0.25	0.00	17.60	0.00	250	109.70
	1105	X		6.31	0.00	0.724	0.000	182	0.000	1.83	0.00	0.27	0.00	17.60	0.00	250	109.70
	1110	X		6.31	0.00	0.724	0.000	182	0.000	2.05	0.00	0.18	0.00	17.62	0.00	250	109.70
	1115		X	—	0.00	—	0.000	—	0.000	—	0.00	—	0.00	—	0.00	—	—
POST	1120	POST		6.34	0.00	0.725	0.000	179	0.000	2.17	0.00	0.07	0.00	17.59	0.00	250	109.70

COMMENTS:

.75 30 mins minimum

* 1045

24.0
8.0

70 psi

5.0 Gallons Purged

1128 [redacted] 7.01 @ 1020

TEMPERATURE CORRECTION FACTOR °C	0.0
MAKE/MODEL OF WQ METER: 4-52 SERIAL #:	25347
MAKE/MODEL OF WQ METER: LaMotte SERIAL #:	25108

Department Sanctioned Analytical Methods: pH (SM 4500-H+B), temp (SM 2550 B), spec. cond. (EPA 120.1), turbidity (EPA 180.1), DO (SM 4500-O G)

*INDICATOR PARAMETERS HAVE STABLIZED WHEN 3 CONSECUTIVE READINGS ARE WITHIN: ± 0.1 for pH; ± 3% for Specific Conductivity and Temperature; ± 10 mv for Redox Potential; and ± 10% for Dissolved Oxygen and Turbidity

LOW FLOW SAMPLING
DATA SHEET

SHEET 1 OF 1

SITE: LMC Great Neck
DATE: 1.15.16
WEATHER: SUN

CONSULTING FIRM: Tetra Tech (NJDEP Lab #10018)
FIELD PERSONNEL: R WAGNER

MONITOR WELL: MW-51ML
WELL DEPTH: 347.0
SCREENED/OPEN INTERVAL:
WELL PERMIT #:
WELL DIAMETER: 4.0 Inches

PID/FID READINGS (ppm): BACKGROUND: / BENEATH OUTER CAP: / BENEATH INNER CAP:

PUMP INTAKE DEPTH: ft below TIC
DEPTH TO WATER BEFORE PUMP INSTALLATION: 110.18 ft below TIC
MAKE/MODEL OF PUMP: Dedicated SERIAL #: LMC-BP03

TIME	PURGING	SAMPLING	pH (pH units) READING	pH CHANGE*	SPECIFIC CONDUCTIVITY (mS/cm) READING	SPECIFIC CONDUCTIVITY CHANGE*	REDOX POTENTIAL (mv) READING	REDOX POTENTIAL CHANGE*	DISSOLVED OXYGEN (mg/l) READING	DISSOLVED OXYGEN CHANGE*	TURBIDITY (NTU) READING	TURBIDITY CHANGE*	TEMPERATURE (degrees C) READING	TEMPERATURE CHANGE*	PUMPING RATE (ml/min)	DEPTH TO WATER (ft below TOC)
09:26			set up	NA		NA		NA		NA		NA		NA		110.18
09:30	X		5.88	0.00	0.129	0.000	238	0.000	2.72	0.00	0.45	0.00	17.87	0.00	325	110.18
09:35	X		6.13	0.00	0.117	0.000	270	0.000	1.59	0.00	6.49	0.00	17.57	0.00	325	110.18
0940	X		6.10	0.00	0.116	0.000	304	0.000	1.79	0.00	0.58	0.00	17.54	0.00	325	110.18
0945	X		6.11	0.00	0.116	0.000	308	0.000	1.63	0.00	0.67	0.00	1752	0.00	325	110.18
* 0955	X		6.80	0.00	0.138	0.000	114	0.000	3.17	0.00	2.07	0.00	1760	0.00	325	110.20 ▲
1000	X		6.66	0.00	0.135	0.000	124	0.000	3.31	0.00	2.01	0.00	17.57	0.00	325	110.20
1005	X		6.47	0.00	0.130	0.000	146	0.000	3.86	0.00	1.55	0.00	17.53	0.00	325	110.21
1010	X		6.45	0.00	0.130	0.000	153	0.000	3.85	0.00	1.50	0.00	17.52	0.00	325	110.21
1015	X	X	6.44	0.00	0.129	0.000	157	0.000	3.82	0.00	1.55	0.00	17.52	0.00	328	110.21
1021	POST		6.41	0.00	0.129	0.000	162	0.000	4.52	0.00	1.57	0.00	17.56	0.00	325	110.27

COMMENTS: ▲ switched out horiba 27014
* DT - NOOD 2.0 gal purged from tubing removed @ 0955
5 gallons purged
PH Bump @ 1030
7.06
MP10 22 R
8 D
80 psi

TEMPERATURE CORRECTION FACTOR °C	0.0
MAKE/MODEL OF WQ METER: Lamotte 2020 SERIAL #:	18478
MAKE/MODEL OF WQ METER: Horiba U52 SERIAL #:	19245/25347

Department Sanctioned Analytical Methods: pH (SM 4500-H+B), temp (SM 2550 B), spec. cond. (EPA 120.1), turbidity (EPA 180.1), DO (SM 4500-O G)

*INDICATOR PARAMETERS HAVE STABLIZED WHEN 3 CONSECUTIVE READINGS ARE WITHIN: ± 0.1 for pH; ± 3% for Specific Conductivity and Temperature; ± 10 mv for Redox Potential; and ± 10% for Dissolved Oxygen and Turbidity

Sampled @ 1015

LOW FLOW SAMPLING
DATA SHEET

SHEET 1 OF 2

SITE: [redacted] UMC – Breakneck
DATE: ~~1/15/18~~ 1/15/18
WEATHER: sunny, 40°F

CONSULTING FIRM: Tetra Tech (NJDEP Lab #10018)
FIELD PERSONNEL: C. Estevez

MONITOR WELL: MW-46MJ
WELL DEPTH: ~~314~~ 314'
SCREENED/OPEN INTERVAL: 292-302'
WELL PERMIT #:
WELL DIAMETER: 4 Inches

PID/FID READINGS (ppm): BACKGROUND: —
BENEATH OUTER CAP: —
BENEATH INNER CAP: —

PUMP INTAKE DEPTH: [redacted] ft below TIC 149.27
DEPTH TO WATER BEFORE PUMP INSTALLATION: ~~149~~ ft below TIC
MAKE/MODEL OF PUMP: Redilate SERIAL #: UMC-BP08

TIME	PURGING	SAMPLING	pH (pH units) READING	pH CHANGE*	SPECIFIC CONDUCTIVITY (mS/cm) READING	SPECIFIC CONDUCTIVITY CHANGE*	REDOX POTENTIAL (mv) READING	REDOX POTENTIAL CHANGE*	DISSOLVED OXYGEN (mg/l) READING	DISSOLVED OXYGEN CHANGE*	TURBIDITY (NTU) READING	TURBIDITY CHANGE*	TEMPERATURE (degrees C) READING	TEMPERATURE CHANGE*	PUMPING RATE (ml/min)	DEPTH TO WATER (ft below TOC)
1430	START		—	NA	—	NA	—	NA	—	NA	—	NA	—	NA	500	~~149.15~~ 149.27
1435	X		7.12	0.00	0.156	0.000	-30	0.000	8.94	0.00	0.71	0.00	17.80	0.00	450	149.27
1440	X		6.78	0.00	0.158	0.000	92	0.000	8.31	0.00	0.08	0.00	17.17	0.00	450	149.27
* 1445	X		6.67	0.00	0.157	0.000	119	0.000	7.64	0.00	0.15	0.00	16.92	0.00	450	149.27
1450	X		6.65	0.00	0.157	0.000	125	0.000	7.53	0.00	0.21	0.00	16.82	0.00	450	149.27
1455	X		6.65	0.00	0.154	0.000	130	0.000	6.68	0.00	0.27	0.00	16.79	0.00	450	149.27
1500	X		6.64	0.00	0.151	0.000	132	0.000	6.28	0.00	0.39	0.00	16.78	0.00	450	149.27
1505	X		6.65	0.00	0.147	0.000	138	0.000	6.08	0.00	0.60	0.00	16.74	0.00	450	149.27
stable 1510	X		6.64	0.00	0.147	0.000	139	0.000	5.89	0.00	0.15	0.00	16.69	0.00	450	149.27
1515	X		6.64	0.00	0.147	0.000	139	0.000	5.85	0.00	0.17	0.00	16.70	0.00	450	149.27
1520	X		6.63	0.00	0.147	0.000	141	0.000	5.82	0.00	0.14	0.00	16.67	0.00	450	149.27

COMMENTS:

*Limit: 1.5 gallons or purge time

AS 110
R 20
D 10

past 135 psi = ▶500 mL
Avoid

TEMPERATURE CORRECTION FACTOR °C	0.0
MAKE/MODEL OF WQ METER: U-52 SERIAL #:	25347
MAKE/MODEL OF WQ METER: LaMotte 2020wq SERIAL #:	25108

Department Sanctioned Analytical Methods: pH (SM 4500-H+B), temp (SM 2550 B), spec. cond. (EPA 120.1), turbidity (EPA 180.1), DO (SM 4500-O G)

*INDICATOR PARAMETERS HAVE STABLIZED WHEN 3 CONSECUTIVE READINGS ARE WITHIN: ± 0.1 for pH; ± 3% for Specific Conductivity and Temperature; ± 10 mv for Redox Potential; and ± 10% for Dissolved Oxygen and Turbidity

LOW FLOW SAMPLING
DATA SHEET

SITE: [redacted] LMC- GREAT NECK

DATE: 1/15/18

WEATHER 40°F, Sunny

CONSULTING FIRM: Tetra Tech (NJDEP Lab #10018)

FIELD PERSONNEL: C Estevez

MONITOR WELL MW-46M I

WELL DEPTH: _____

SCREENED/OPEN INTERVAL: _____

WELL PERMIT #: _____

WELL DIAMETER: _____ Inches

PID/FID READINGS (ppm): BACKGROUND: —

BENEATH OUTER CAP: —

BENEATH INNER CAP: —

PUMP INTAKE DEPTH: 227 ft below TIC

DEPTH TO WATER BEFORE PUMP INSTALLATION : 149.27 ft below TIC

MAKE/MODEL OF PUMP: Dedicated SERIAL #: _____

TIME	PURGING	SAMPLING	pH (pH units) READING	pH CHANGE*	SPECIFIC CONDUCTIVITY (mS/cm) READING	SPECIFIC CONDUCTIVITY CHANGE*	REDOX POTENTIAL (mv) READING	REDOX POTENTIAL CHANGE*	DISSOLVED OXYGEN (mg/l) READING	DISSOLVED OXYGEN CHANGE*	TURBIDITY (NTU) READING	TURBIDITY CHANGE*	TEMPERATURE (degrees C) READING	TEMPERATURE CHANGE*	PUMPING RATE (ml/min)	DEPTH TO WATER (ft below TOC)
1525	X	X		NA		NA		NA		NA		NA		NA		
1535	POST		6.68	0.00	0.159	0.000	138	0.000	4.35	0.00	0.61	0.00	16.60	0.00	450	149.27
				0.00		0.000		0.000		0.00		0.00		0.00		
				0.00		0.000		0.000		0.00		0.00		0.00		
				0.00		0.000		0.000		0.00		0.00		0.00		
				0.00		0.000		0.000		0.00		0.00		0.00		
				0.00		0.000		0.000		0.00		0.00		0.00		
				0.00		0.000		0.000		0.00		0.00		0.00		
				0.00		0.000		0.000		0.00		0.00		0.00		
				0.00		0.000		0.000		0.00		0.00		0.00		

COMMENTS:

TEMPERATURE CORRECTION FACTOR °C	
MAKE/MODEL OF WQ METER: SERIAL #:	
MAKE/MODEL OF WQ METER: SERIAL #:	

Department Sanctioned Analytical Methods: pH (SM 4500-H+B), temp (SM 2550 B), spec. cond. (EPA 120.1), turbidity (EPA 180.1), DO (SM 4500-O G)

***INDICATOR PARAMETERS HAVE STABLIZED WHEN 3 CONSECUTIVE READINGS ARE WITHIN: ± 0.1 for pH; ± 3% for Specific Conductivity and Temperature; ± 10 mv for Redox Potential; and ± 10% for Dissolved Oxygen and Turbidity**

LOW FLOW SAMPLING
DATA SHEET

SHEET 1 OF 1

SITE: LMC Great Neck
CONSULTING FIRM: Tetra Tech (NJDEP Lab #10018)
DATE: 1.15.16
FIELD PERSONNEL: R. Vagner
WEATHER: Sunny cost 56°F CALM

MONITOR WELL: MW-46ML
WELL DEPTH: 363
SCREENED/OPEN INTERVAL:
WELL PERMIT #:
WELL DIAMETER: 4 Inches

PID/FID READINGS (ppm): BACKGROUND: / BENEATH OUTER CAP: / BENEATH INNER CAP: /
PUMP INTAKE DEPTH: ft below TIC
DEPTH TO WATER BEFORE PUMP INSTALLATION: 150.22 ft below TIC
MAKE/MODEL OF PUMP: Dedicated SERIAL #: Grundfos - BP09

TIME	PURGING	SAMPLING	pH (pH units) READING	pH CHANGE*	SPECIFIC CONDUCTIVITY (mS/cm) READING	SPECIFIC CONDUCTIVITY CHANGE*	REDOX POTENTIAL (mv) READING	REDOX POTENTIAL CHANGE*	DISSOLVED OXYGEN (mg/l) READING	DISSOLVED OXYGEN CHANGE*	TURBIDITY (NTU) READING	TURBIDITY CHANGE*	TEMPERATURE (degrees C) READING	TEMPERATURE CHANGE*	PUMPING RATE (ml/min)	DEPTH TO WATER (ft below TOC)
1409			Setup	NA		NA		NA		NA		NA		NA		150.22
1420	X		7.58	0.00	0.087	0.000	108	0.000	2.20	0.00	1.59	0.00	17.41	0.00	350	150.25
1425	X		7.24	0.00	0.093	0.000	136	0.000	0.93	0.00	0.81	0.00	16.93	0.00	350	150.25
1430	X		6.97	0.00	0.093	0.000	143	0.000	0.82	0.00	1.57	0.00	16.96	0.00	350	150.25
*1435	X		6.85	0.00	0.087	0.000	144	0.000	0.88	0.00	23.1	0.00	17.07	0.00	350	150.25
1440	X		6.90	0.00	0.087	0.000	155	0.000	0.94	0.00	3.17	0.00	16.73	0.00	350	150.25
1445	X		6.81	0.00	0.087	0.000	153	0.000	1.25	0.00	1.57	0.00	16.63	0.00	350	150.25
1450	X		6.87	0.00	0.087	0.000	145	0.000	1.26	0.00	1.48	0.00	16.60	0.00	350	150.25
1455	X		6.80	0.00	0.087	0.000	150	0.000	1.30	0.00	1.07	0.00	16.57	0.00	350	150.25
1457		X		0.00		0.000		0.000		0.00		0.00		0.00		
1506	PDST		6.80	0.00	0.087	0.000	162	0.000	1.50	0.00	0.89	0.00	16.51	0.00	350	150.25

COMMENTS:
*DT 2.1 gallons removed @1435

PH Bump @ 15:22
7.0 - 6.98 @ 18.23°C

MP-10 H Fe 20
D 10
PSI 125

Purged 4.0 gallons

TEMPERATURE CORRECTION FACTOR °C	0.0
MAKE/MODEL OF WQ METER: Lamotte 2020 SERIAL #:	18478
MAKE/MODEL OF WQ METER: Horiba U52 SERIAL #:	14204/21353

Department Sanctioned Analytical Methods: pH (SM 4500-H+B), temp (SM 2550 B), spec. cond. (EPA 120.1), turbidity (EPA 180.1), DO (SM 4500-O G)

*INDICATOR PARAMETERS HAVE STABLIZED WHEN 3 CONSECUTIVE READINGS ARE WITHIN: ± 0.1 for pH; ± 3% for Specific Conductivity and Temperature; ± 10 mv for Redox Potential; and ± 10% for Dissolved Oxygen and Turbidity

LOW FLOW SAMPLING
DATA SHEET

SHEET 1 OF 1

SITE: LMC Great Neck
DATE: 1/15/16
WEATHER: CLOUDY, 35°F

CONSULTING FIRM: Tetra Tech (NJDEP Lab #10018)
FIELD PERSONNEL: Joe Buk

MONITOR WELL: N5099
WELL DEPTH: UNK 399'
SCREENED/OPEN INTERVAL: 383-393
WELL PERMIT #:
WELL DIAMETER: UNK Inches

PID/FID READINGS (ppm): BACKGROUND: ____ BENEATH OUTER CAP: ____ BENEATH INNER CAP: ____

PUMP INTAKE DEPTH: UNK ft below TIC
DEPTH TO WATER BEFORE PUMP INSTALLATION: UNK ft below TIC
MAKE/MODEL OF PUMP: ____ SERIAL #: ____

TIME	PURGING	SAMPLING	pH (pH units) READING	pH CHANGE*	SPECIFIC CONDUCTIVITY (mS/cm) READING	SPECIFIC CONDUCTIVITY CHANGE*	REDOX POTENTIAL (mv) READING	REDOX POTENTIAL CHANGE*	DISSOLVED OXYGEN (mg/l) READING	DISSOLVED OXYGEN CHANGE*	TURBIDITY (NTU) READING	TURBIDITY CHANGE*	TEMPERATURE (degrees C) READING	TEMPERATURE CHANGE*	PUMPING RATE (ml/min)	DEPTH TO WATER (ft below TOC)
1103	X		8.00	NA	0.180	NA	47	NA	4.37	NA	1.42	NA	16.75	NA	≈1000	UNK
1105		X		0.00		0.000		0.000		0.00		0.00		0.00		
				0.00		0.000		0.000		0.00		0.00		0.00		
				0.00		0.000		0.000		0.00		0.00		0.00		
				0.00		0.000		0.000		0.00		0.00		0.00		
				0.00		0.000		0.000		0.00		0.00		0.00		
				0.00		0.000		0.000		0.00		0.00		0.00		
				0.00		0.000		0.000		0.00		0.00		0.00		
				0.00		0.000		0.000		0.00		0.00		0.00		
				0.00		0.000		0.000		0.00		0.00		0.00		

COMMENTS: NO WELL CONSTRUCTION DETAILS PROVIDED BY OPERATOR
PUMP OFF FOR MONTHS.
PUMP ON AT 1040, ≈1000gpm
TURN SAMPLE PORT ON 1050, ≈ 1000mL/min
SAMPLE AT 1105
PURGE ≈ 20,000 gal
1115: 7.03, 16.45°C

TEMPERATURE CORRECTION FACTOR °C	0.0
MAKE/MODEL OF WQ METER: Horiba U-52 SERIAL #:	21353..
MAKE/MODEL OF WQ METER: LaMotte 2020 SERIAL #:	27706

Department Sanctioned Analytical Methods: pH (SM 4500-H+B), temp (SM 2550 B), spec. cond. (EPA 120.1), turbidity (EPA 180.1), DO (SM 4500-O G)

*INDICATOR PARAMETERS HAVE STABLIZED WHEN 3 CONSECUTIVE READINGS ARE WITHIN: ± 0.1 for pH; ± 3% for Specific Conductivity and Temperature; ± 10 mv for Redox Potential; and ± 10% for Dissolved Oxygen and Turbidity

LOW FLOW SAMPLING
DATA SHEET

SHEET 1 OF 1

SITE: LMC Great Neck
DATE: 1/15/16
WEATHER: Cloudy, 35°F

CONSULTING FIRM: Tetra Tech (NJDEP Lab #10018)
FIELD PERSONNEL: Jon Byk

MONITOR WELL: NJ-12994
WELL DEPTH: 417
SCREENED/OPEN INTERVAL: 244 - 412
WELL PERMIT #:
WELL DIAMETER: Inches

PID/FID READINGS (ppm): BACKGROUND: –
BENEATH OUTER CAP: –
BENEATH INNER CAP: –

PUMP INTAKE DEPTH: ft below TIC
DEPTH TO WATER BEFORE PUMP INSTALLATION : ft below TIC
MAKE/MODEL OF PUMP: DEDICATED SERIAL #:

TIME	PURGING	SAMPLING	pH (pH units) READING	pH CHANGE*	SPECIFIC CONDUCTIVITY (mS/cm) READING	SPECIFIC CONDUCTIVITY CHANGE*	REDOX POTENTIAL (mv) READING	REDOX POTENTIAL CHANGE*	DISSOLVED OXYGEN (mg/l) READING	DISSOLVED OXYGEN CHANGE*	TURBIDITY (NTU) READING	TURBIDITY CHANGE*	TEMPERATURE (degrees C) READING	TEMPERATURE CHANGE*	PUMPING RATE (ml/min)	DEPTH TO WATER (ft below TOC)
1010	X		7.62	NA	0.287	NA	66	NA	7.82	NA	0.21	NA	17.00	NA	≈350	UNK
1012		X		0.00		0.000		0.000		0.00		0.00		0.00		
				0.00		0.000		0.000		0.00		0.00		0.00		
				0.00		0.000		0.000		0.00		0.00		0.00		
				0.00		0.000		0.000		0.00		0.00		0.00		
				0.00		0.000		0.000		0.00		0.00		0.00		
				0.00		0.000		0.000		0.00		0.00		0.00		
				0.00		0.000		0.000		0.00		0.00		0.00		
				0.00		0.000		0.000		0.00		0.00		0.00		
				0.00		0.000		0.000		0.00		0.00		0.00		

COMMENTS: WELL PUMP ON @ 0945, ≈350 gpm THAN SAMPLE POINT ON: 0945 OFF: 1017: 7.01; 18.61°C

TEMPERATURE CORRECTION FACTOR °C	0.0
MAKE/MODEL OF WQ METER: Horiba U-52 SERIAL #:	21353
MAKE/MODEL OF WQ METER: Lamotte 2020 SERIAL #:	27706

PUMP OFF FOR ≈ 4 MONTHS
~~GATE NOT~~ FLOWRATE APPROXIMATE, PUMPING TO WASTE.
CANNOT PROVIDE DTW

Department Sanctioned Analytical Methods: pH (SM 4500-H+B), temp (SM 2550 B), spec. cond. (EPA 120.1), turbidity (EPA 180.1), DO (SM 4500-O G)

*INDICATOR PARAMETERS HAVE STABLIZED WHEN 3 CONSECUTIVE READINGS ARE WITHIN: ± 0.1 for pH; ± 3% for Specific Conductivity and Temperature; ± 10 mv for Redox Potential; and ± 10% for Dissolved Oxygen and Turbidity

LOW FLOW SAMPLING
DATA SHEET

SHEET 1 OF 1

SITE: LMC Great Neck
DATE: 1/15/16
WEATHER: Cloudy, 35°F

CONSULTING FIRM: Tetra Tech (NJDEP Lab #10018)
FIELD PERSONNEL: Jon Bak

MONITOR WELL: NJ13000
WELL DEPTH: ~~417~~ 353'
SCREENED/OPEN INTERVAL: 308-348
WELL PERMIT #:
WELL DIAMETER: 12 Inches

PID/FID READINGS (ppm): BACKGROUND: —
BENEATH OUTER CAP: —
BENEATH INNER CAP: —

PUMP INTAKE DEPTH: _____ ft below TIC
DEPTH TO WATER BEFORE PUMP INSTALLATION : _____ ft below TIC
MAKE/MODEL OF PUMP: DEDICATED SERIAL #: _____

TIME	PURGING	SAMPLING	pH (pH units) READING	pH CHANGE*	SPECIFIC CONDUCTIVITY (mS/cm) READING	SPECIFIC CONDUCTIVITY CHANGE*	REDOX POTENTIAL (mv) READING	REDOX POTENTIAL CHANGE*	DISSOLVED OXYGEN (mg/l) READING	DISSOLVED OXYGEN CHANGE*	TURBIDITY (NTU) READING	TURBIDITY CHANGE*	TEMPERATURE (degrees C) READING	TEMPERATURE CHANGE*	PUMPING RATE (ml/min)	DEPTH TO WATER (ft below TOC)
0925	X		8.55	NA	0.375	NA	34	NA	7.54	NA	0.10	NA	17.72	NA	1158	350'
0928		X		0.00		0.000		0.000		0.00		0.00		0.00		
				0.00		0.000		0.000		0.00		0.00		0.00		
				0.00		0.000		0.000		0.00		0.00		0.00		
				0.00		0.000		0.000		0.00		0.00		0.00		
				0.00		0.000		0.000		0.00		0.00		0.00		
				0.00		0.000		0.000		0.00		0.00		0.00		
				0.00		0.000		0.000		0.00		0.00		0.00		
				0.00		0.000		0.000		0.00		0.00		0.00		
				0.00		0.000		0.000		0.00		0.00		0.00		

COMMENTS: WALGNN WELL NO 12 TURN ON SAMPLE PORT: 0915 @ 1000ml/min OFF AT: 0930 PUMPING LEVEL: 350'
SW-NJ3000-XX @ 0928
0935: 7.09, 18.50

TEMPERATURE CORRECTION FACTOR °C	0.0
MAKE/MODEL OF WQ METER: Horiba U-52 SERIAL #:	21853
MAKE/MODEL OF WQ METER: LaMotte 2020 SERIAL #:	27706

Department Sanctioned Analytical Methods: pH (SM 4500-H+B), temp (SM 2550 B), spec. cond. (EPA 120.1), turbidity (EPA 180.1), DO (SM 4500-O G)

*INDICATOR PARAMETERS HAVE STABLIZED WHEN 3 CONSECUTIVE READINGS ARE WITHIN: ± 0.1 for pH; ± 3% for Specific Conductivity and Temperature; ± 10 mv for Redox Potential; and ± 10% for Dissolved Oxygen and Turbidity

TETRA TECH

Documentation of Field Calibration

Date: 1/14/16 Site Name: LMC - Great Neck Project No.: 117-0507642

Time	Pine S/N: 21353		Horiba U-52 Pre	Horiba U-52 Post	Calibration Lot #	Date Open	Date Expires	Temp (°C)
	Auto Calibration Solution	Temp (°C)						
		pH - 4.0						
		ORP (mV)						
		Cond. (mS/cm)						
		DO (mg/L)						
		Turbidity (NTU)						
0802	2 Point pH Calibration	pH - 4.0	3.30	4.00	564467	1/14/16	8/31/2017	17.88
0804		pH - 10.0	10.01	10.00	564040	1/14/16	8/31/2017	17.90
0809	Calibration Check	pH 7.0 Check (±0.1)		6.99	561008	1/14/16	6/30/2017	17.91
0815		Cond. Check 4.49		4.49	65 208p5	1/14/16	6/30/2016	17.95
✓	Conductivity Calibration^	0 ✓ ↑	✓	✓	NA	NA	NA	
✓		✓	✓	✓	2.01203017			
0822	DO Check	0 mg/l DO		0.0	↓	1/14/16	1/7/2017	18.70
—	DO Calibration	0% DO^	—	—				
0825		100 % DO	99.5	100.0	NA	NA	NA	18.81

Maintenance	
Changed pH Solution	
Replaced DO Membrane	
Cleaned Turbidity Sensor	
Replaced Batteries	

7.0 pH Check*		
Time	pH	Temp
1105	7.02	14.60
1224	7.08	14.62
1419	7.09	14.71

Comments

Temperature Correction Value: 0.0 °C

^ Calibration required if check is not within criteria outlined in SOPs (DO: ≤ 0.3 mg/L and Conductivity: ± 1%)

*: pH check every 3 hours OR immediately following completion (±0.2 pH units) of low flow sampling at well if well purging exceeds 3 hours

Time	Pine S/N:	Lamotte 2020_ Pre	Lamotte 2020_ Post	Calibration Lot #	Date Open	Date Expires
	0 NTU					
	1 NTU					
	10 NTU					

Comments

Turbidity Check Every 20 Samples		
Solution	Time	NTU
10		
10		

Time	Pine S/N	PID MiniRAE	
	100 ppm Isobutylene Lot#		
	Calibration	Pre	Post
	Fresh Air (ppm)		
	Calibration Gas (ppm)		
	Bump Test (ppm)	NA	

Comments

Time	Pine S/N		VRAE	
	4 Gas Lot#			
	Calibration		Pre	Post
	Fresh Air	LEL		
		O2		
		CO		
		H2S		
	Calibration Gas	LEL		
		O2		
		CO		
		H2S		
	Bump Test	LEL	NA	
		O2	NA	
		CO	NA	
		H2S	NA	

Comments

NA: Not Applicable

Person Performing Calibration: C. Estevez

Signature:

TETRA TECH

Documentation of Field Calibration

Date: 11/14/16 Site Name: LMC - Great Neck Project No.: 117-0507642

Time	Pine S/N: 25347		Horiba U-52 Pre	Horiba U-52 Post	Calibration Lot #	Date Open	Date Expires	Temp (°C)
	Auto Calibration Solution	Temp (°C)						
		pH - 4.0						
		ORP (mV)						
		Cond. (mS/cm)						
		DO (mg/L)						
		Turbidity (NTU)						
0759	2 Point pH Calibration	pH - 4.0	3.97	4.00	5617461	11/14/16	8/31/2017	18.109
0801		pH - 10.0	10.97	10.00	5614010	11/14/16	8/31/2017	18.171
0806	Calibration Check	pH 7.0 Check (±0.1)		7.0	5610006	11/14/16	9/30/2017	18.160
0818		Cond. Check 4.49		4.49	C580803	11/14/16	6/30/2016	18.158
/	Conductivity Calibration^	0	/	/	NA	NA	NA	/
		/	/	/	/	/	/	/
0822	DO Check	0 mg/l DO		0.00	2012073047	11/14/16	11/7/2017	18.12
	DO Calibration	0% DO^			—	—	—	~~18.21~~
0831		100 % DO	99.6	100.0	NA	NA	N A	~~NA~~ 18.78

Maintenance	
Changed pH Solution	
Replaced DO Membrane	
Cleaned Turbidity Sensor	
Replaced Batteries	

7.0 pH Check*		
Time	pH	Temp
1305	6.98	14.51
1543	7.06	14.52

Comments

Temperature Correction Value: 0.0 °C

^ Calibration required if check is not within criteria outlined in SOPs (DO: ≤ 0.3 mg/L and Conductivity: ± 1%)

*: pH check every 3 hours OR immediately following completion (±0.2 pH units) of low flow sampling at well if well purging exceeds 3 hours

Time	Pine S/N:	Lamotte 2020_ Pre	Lamotte 2020_ Post	Calibration Lot #	Date Open	Date Expires
	0 NTU					
	1 NTU					
	10 NTU					

Comments

Turbidity Check Every 20 Samples		
Solution	Time	NTU
10		
10		

Time	Pine S/N	PID MiniRAE	
	100 ppm Isobutylene Lot#		
	Calibration	Pre	Post
	Fresh Air (ppm)		
	Calibration Gas (ppm)		
	Bump Test (ppm)	NA	

Comments

Time	Pine S/N	VRAE	
	4 Gas Lot#		
	Calibration	Pre	Post
Fresh Air	LEL		
	O2		
	CO		
	H2S		
Calibration Gas	LEL		
	O2		
	CO		
	H2S		
Bump Test	LEL	NA	
	O2	NA	
	CO	NA	
	H2S	NA	

Comments

NA: Not Applicable

Person Performing Calibration: C. Estevez

Signature:

TETRA TECH

Documentation of Field Calibration

Date: 11/14/16 Site Name: LMC - Great Neck Project No.: 117-0507642

Time	Pine S/N: 21099		Horiba U-52 Pre	Horiba U-52 Post	Calibration Lot #	Date Open	Date Expires	Temp (°C)
	Auto Calibration Solution	Temp (°C)						
		pH - 4.0						
		ORP (mV)						
		Cond. (mS/cm)						
		DO (mg/L)						
		Turbidity (NTU)						
0841	2 Point pH Calibration	pH - 4.0	3.34	4.00	56H467	11/14/16	8/31/2017	19.10
0843		pH - 10.0	10.62	10.00	567H46	11/14/16	9/30/2017	18.74
0845	Calibration Check	pH 7.0 Check (±0.1)		7.00	56I008	11/14/16	9/30/2017	18.70
0847		Cond. Check		5.92	C580803	11/14/16	6/30/2016	18.94
	Conductivity Calibration^	0		—	NA	NA	NA	
0850			5.92	4.49	C580803	11/14/16	01/30/2018	19.15
0853	DO Check	0 mg/l DO		0	20170730M7	11/14/16	11/7/2017	19.12
	DO Calibration	0% DO^	—	—	—	—	—	—
0858		100 % DO	101.6	100.0	NA	NA	NA	19.15

Maintenance	
Changed pH Solution	
Replaced DO Membrane	
Cleaned Turbidity Sensor	
Replaced Batteries	

7.0 pH Check*		
Time	pH	Temp
1618	6.97	12.01

Temperature Correction Value
0.0 °C

Comments

^ Calibration required if check is not within criteria outlined in SOPs (DO: ≤ 0.3 mg/L and Conductivity: ± 1%)

*: pH check every 3 hours OR immediately following completion (±0.2 pH units) of low flow sampling at well if well purging exceeds 3 hours

Time	Pine S/N:	Lamotte 2020_ Pre	Lamotte 2020_ Post	Calibration Lot #	Date Open	Date Expires
	0 NTU					
	1 NTU					
	10 NTU					

Comments

Turbidity Check Every 20 Samples		
Solution	Time	NTU
10		
10		

Time	Pine S/N	PID MiniRAE	
	100 ppm Isobutylene Lot#		
	Calibration	Pre	Post
	Fresh Air (ppm)		
	Calibration Gas (ppm)		
	Bump Test (ppm)	NA	

Comments

Time	Pine S/N 4 Gas Lot#	VRAE		
	Calibration		Pre	Post
	Fresh Air	LEL		
		O2		
		CO		
		H2S		
	Calibration Gas	LEL		
		O2		
		CO		
		H2S		
	Bump Test	LEL	NA	
		O2	NA	
		CO	NA	
		H2S	NA	

Comments

NA: Not Applicable

Person Performing Calibration: C. Esteve

Signature:

TETRA TECH

Documentation of Field Calibration

Date: 1.14.16

Site Name: LMC - Great Neck

Project No.: 117-0507642

Time	Pine S/N:		Horiba U-___ Pre	Post	Calibration Lot #	Date Open	Date Expires	Temp (°C)
	Auto Calibration Solution	Temp (°C)						
		pH - 4.0						
		ORP (mV)						
		Cond. (mS/cm)						
		DO (mg/L)						
		Turbidity (NTU)						
	2 Point pH Calibration	pH - 4.0						
		pH - 10.0						
	Calibration Check	pH 7.0 Check (±0.1)						
		Cond. Check _____						
	Conductivity Calibration^	0			NA	NA	NA	
		_____						
	DO Check	0 mg/l DO						
	DO Calibration	0% DO^						
		100 % DO			NA	NA	N A	

Maintenance	
Changed pH Solution	
Replaced DO Membrane	
Cleaned Turbidity Sensor	
Replaced Batteries	
Comments	

7.0 pH Check*		
Time	pH	Temp

Temperature Correction Value
°C

^ Calibration required if check is not within criteria outlined in SOPs (DO: ≤ 0.3 mg/L and Conductivity: ± 1%)

*: pH check every 3 hours OR immediately following completion (±0.2 pH units) of low flow sampling at well if well purging exceeds 3 hours

Time	Pine S/N: 25108	Lamotte 2020WE Pre	Post	Calibration Lot #	Date Open	Date Expires
0805	0 NTU	0.01	0.00	C580603	1/14/16	6.30.16
0807	1 NTU	0.95	1.00	C580673	↓	6.30.16
0810	10 NTU	10.49	10.00	C471805	↓	1.31.16

Comments

Turbidity Check Every 20 Samples		
Solution	Time	NTU
10		
10		

Time	Pine S/N	PID MiniRAE	
	100 ppm Isobutylene Lot#		
	Calibration	Pre	Post
	Fresh Air (ppm)		
	Calibration Gas (ppm)		
	Bump Test (ppm)	NA	
	Comments		

Time	Pine S/N 4 Gas Lot#		VRAE	
	Calibration		Pre	Post
	Fresh Air	LEL		
		O2		
		CO		
		H2S		
	Calibration Gas	LEL		
		O2		
		CO		
		H2S		
	Bump Test	LEL	NA	
		O2	NA	
		CO	NA	
		H2S	NA	
	Comments			

NA: Not Applicable

Person Performing Calibration: Roy Wagner

Signature: [signature]

TETRA TECH

Documentation of Field Calibration

Date: 1.14.16 Site Name: LMC - Great Neck Project No.: 117-0507642

Time	Pine S/N:		Horiba U-___ Pre	Post	Calibration Lot #	Date Open	Date Expires	Temp (°C)
	Auto Calibration Solution	Temp (°C)						
		pH - 4.0						
		ORP (mV)						
		Cond. (mS/cm)						
		DO (mg/L)						
		Turbidity (NTU)						
	2 Point pH Calibration	pH - 4.0						
		pH - 10.0						
	Calibration Check	pH 7.0 Check (±0.1)	X					
		Cond. Check ____	X					
	Conductivity Calibration^	0			NA	NA	NA	
		____						
	DO Check	0 mg/l DO	X					
	DO Calibration	0% DO^						
		100 % DO			NA	NA	N A	

Maintenance	
Changed pH Solution	
Replaced DO Membrane	
Cleaned Turbidity Sensor	
Replaced Batteries	

7.0 pH Check*		
Time	pH	Temp

Temperature Correction Value
°C

Comments

^ Calibration required if check is not within criteria outlined in SOPs (DO: ≤ 0.3 mg/L and Conductivity: ± 1%)

*: pH check every 3 hours OR immediately following completion (±0.2 pH units) of low flow sampling at well if well purging exceeds 3 hours

Time	Pine S/N: 18478	Lamotte 2020we Pre	Post	Calibration Lot #	Date Open	Date Expires
0754	0 NTU	0.35	0.00	C580803	1.14.16	6.30.16
0756	1 NTU	1.04	1.00	C580673	1.14.16	6.30.16
0801	10 NTU	9.94	10.00	~~C582461~~ C471805	1.14.16	8.31.16

Comments

Turbidity Check Every 20 Samples		
Solution	Time	NTU
10		
10		

Time	Pine S/N	PID MiniRAE
	100 ppm Isobutylene Lot#	

Calibration	Pre	Post
Fresh Air (ppm)		
Calibration Gas (ppm)		
Bump Test (ppm)	NA	

Comments

Time	Pine S/N	VRAE
	4 Gas Lot#	

Calibration		Pre	Post
Fresh Air	LEL		
	O2		
	CO		
	H2S		
Calibration Gas	LEL		
	O2		
	CO		
	H2S		
Bump Test	LEL	NA	
	O2	NA	
	CO	NA	
	H2S	NA	

Comments

NA: Not Applicable

Person Performing Calibration: Rory Wagner Signature: Rory Wagner

TETRA TECH

Documentation of Field Calibration

Date: 1.14.16 Site Name: LMC - Great Neck Project No.: 117-0507642

Time	Pine S/N:		Horiba U-___ Pre	Post	Calibration Lot #	Date Open	Date Expires	Temp (°C)
	Auto Calibration Solution	Temp (°C)						
		pH - 4.0						
		ORP (mV)						
		Cond. (mS/cm)						
		DO (mg/L)						
		Turbidity (NTU)						
	2 Point pH Calibration	pH - 4.0						
		pH - 10.0						
	Calibration Check	pH 7.0 Check (±0.1)						
		Cond. Check _____						
	Conductivity Calibration^	0			NA	NA	NA	
		_____						
	DO Check	0 mg/l DO						
	DO Calibration	0% DO^						
		100 % DO			NA	NA	N A	

Maintenance	
Changed pH Solution	
Replaced DO Membrane	
Cleaned Turbidity Sensor	
Replaced Batteries	
Comments	

7.0 pH Check*		
Time	pH	Temp
Temperature Correction Value		
°C		

^ Calibration required if check is not within criteria outlined in SOPs (DO: ≤ 0.3 mg/L and Conductivity: ± 1%)

*: pH check every 3 hours OR immediately following completion (±0.2 pH units) of low flow sampling at well if well purging exceeds 3 hours

Time	Pine S/N: 27706	Lamotte 2020_ Pre	Post	Calibration Lot #	Date Open	Date Expires
0748	0 NTU	0.30	0.00	C580803	1.14.16	6.30.16
0749	1 NTU	1.27	1.00	C580673	1.14.16	6.30.16
0750	10 NTU	8.30	9.99	C471805	1.14.16	1.31.16

Comments

Turbidity Check Every 20 Samples		
Solution	Time	NTU
10		
10		

Time	Pine S/N	PID MiniRAE	
	100 ppm Isobutylene Lot#		
	Calibration	Pre	Post
	Fresh Air (ppm)		
	Calibration Gas (ppm)		
	Bump Test (ppm)	NA	
	Comments		

Time	Pine S/N	VRAE	
	4 Gas Lot#		
	Calibration	Pre	Post
	Fresh Air: LEL		
	Fresh Air: O2		
	Fresh Air: CO		
	Fresh Air: H2S		
	Calibration Gas: LEL		
	Calibration Gas: O2		
	Calibration Gas: CO		
	Calibration Gas: H2S		
	Bump Test: LEL	NA	
	Bump Test: O2	NA	
	Bump Test: CO	NA	
	Bump Test: H2S	NA	
	Comments		

NA: Not Applicable

Person Performing Calibration: Roy WAGNER Signature: Roy Wagner

TETRA TECH

Documentation of Field Calibration

Date: 1/15/16

Site Name: LMC - Great Neck

Project No.: 117-0507642

Horiba U- 52

Time	Pine S/N: 21099		Pre	Post	Calibration Lot #	Date Open	Date Expires	Temp (°C)
	Auto Calibration Solution	Temp (°C)						
		pH - 4.0						
		ORP (mV)						
		Cond. (mS/cm)						
		DO (mg/L)						
		Turbidity (NTU)						
0739	2 Point pH Calibration	pH - 4.0	4.04	4.00	561+467	1/15/16	8/31/2017	20.61
0741		pH - 10.0	9.90	10.00	561+100	1/15/16	8/31/2017	20.68
0743	Calibration Check	pH 7.0 Check (±0.1)	X	7.00	561+006	1/15/16	9/30/2017	20.73
0747		Cond. Check 4.49	X	4.49	CS30803	1/15/16	6/30/2016	20.62
	Conductivity Calibration^	0			NA	NA	NA	
0753	DO Check	0 mg/l DO	X	0.00	201207304	1/15/16	1/7/2017	20.72
~~0802~~	DO Calibration	0% DO^						
0802		100 % DO	99.0	100.0	NA	NA	NA	21.06

Maintenance	
Changed pH Solution	
Replaced DO Membrane	
Cleaned Turbidity Sensor	
Replaced Batteries	
Comments	

7.0 pH Check*		
Time	pH	Temp

Temperature Correction Value
0.0 °C

^ Calibration required if check is not within criteria outlined in SOPs (DO: ≤ 0.3 mg/L and Conductivity: ± 1%)

*: pH check every 3 hours OR immediately following completion (±0.2 pH units) of low flow sampling at well if well purging exceeds 3 hours

Lamotte 2020_

Time	Pine S/N:	Pre	Post	Calibration Lot #	Date Open	Date Expires
	0 NTU					
	1 NTU					
	10 NTU					
	Comments					

Turbidity Check Every 20 Samples		
Solution	Time	NTU
10		
10		

PID MiniRAE

Time	Pine S/N		
	100 ppm Isobutylene Lot#		
	Calibration	Pre	Post
	Fresh Air (ppm)		
	Calibration Gas (ppm)		
	Bump Test (ppm)	NA	
	Comments		

VRAE

Time	Pine S/N			
	4 Gas Lot#			
	Calibration		Pre	Post
	Fresh Air	LEL		
		O2		
		CO		
		H2S		
	Calibration Gas	LEL		
		O2		
		CO		
		H2S		
	Bump Test	LEL	NA	
		O2	NA	
		CO	NA	
		H2S	NA	
	Comments			

NA: Not Applicable

Person Performing Calibration: C. Estover

Signature:

TETRA TECH

Documentation of Field Calibration

Date: 1/15/16

Site Name: LMC - Great Neck

Project No.: 117-0507642

Time	Pine S/N: 21353		Horiba U-52 Pre	Horiba U-52 Post	Calibration Lot #	Date Open	Date Expires	Temp (°C)
	Auto Calibration Solution	Temp (°C)						
		pH - 4.0						
		ORP (mV)						
		Cond. (mS/cm)						
		DO (mg/L)						
		Turbidity (NTU)						
0724	2 Point pH Calibration	pH - 4.0	3.89	4.0	561467	1/15/16	8/31/2017	20.82
0726		pH - 10.0		10.00	561140	1/15/16	8/31/2017	20.74
0728	Calibration Check	pH 7.0 Check (±0.1)	X	7.00	561006	1/15/16	9/30/2017	20.88
0734		Cond. Check 4.49	X	4.49	580803	1/15/16	6/30/2016	20.62
	Conductivity Calibration^	0	—	—	NA	NA	NA	
			—	—				
0850	DO Check	0 mg/l DO	X	0.00	2012073001	1/15/16	1/7/2017	20.86
~~0800~~	DO Calibration	0% DO^						
0805		100 % DO	87.7	100.0	NA	NA	NA	21.00

Maintenance	
Changed pH Solution	
Replaced DO Membrane	
Cleaned Turbidity Sensor	
Replaced Batteries	

7.0 pH Check*		
Time	pH	Temp
1522	6.98	18.23
0935	7.09	18.50
1017	7.01	18.61
1115	7.03	18.45

Comments

Temperature Correction Value: 0.0 °C

^ Calibration required if check is not within criteria outlined in SOPs (DO: ≤ 0.3 mg/L and Conductivity: ± 1%)

*: pH check every 3 hours OR immediately following completion (±0.2 pH units) of low flow sampling at well if well purging exceeds 3 hours

Time	Pine S/N:	Lamotte 2020_ Pre	Lamotte 2020_ Post	Calibration Lot #	Date Open	Date Expires
	0 NTU					
	1 NTU					
	10 NTU					

Comments

Turbidity Check Every 20 Samples		
Solution	Time	NTU
10		
10		

Time		PID MiniRAE	
	Pine S/N		
	100 ppm Isobutylene Lot#		
	Calibration	Pre	Post
	Fresh Air (ppm)		
	Calibration Gas (ppm)		
	Bump Test (ppm)	NA	

Comments

Time			VRAE	
	Pine S/N			
	4 Gas Lot#			
	Calibration		Pre	Post
	Fresh Air	LEL		
		O2		
		CO		
		H2S		
	Calibration Gas	LEL		
		O2		
		CO		
		H2S		
	Bump Test	LEL	NA	
		O2	NA	
		CO	NA	
		H2S	NA	

Comments

NA: Not Applicable

Person Performing Calibration: [illegible]

Signature: [illegible]

TETRA TECH

Documentation of Field Calibration

Date: 1/15/16

Site Name: LMC - Great Neck

Project No.: 117-0507642

Time	Pine S/N: 25347		Horiba U-52 Pre	Horiba U-52 Post	Calibration Lot #	Date Open	Date Expires	Temp (°C)
	Auto Calibration Solution	Temp (°C)						
		pH - 4.0						
		ORP (mV)						
		Cond. (mS/cm)						
		DO (mg/L)						
		Turbidity (NTU)						
0720	2 Point pH Calibration	pH - 4.0	4.08	4.00	5G0T467	1/15/16	8/31/2017	20.60
0723		pH - 10.0	9.88	10.00	5G0T447	1/15/16	8/31/2017	20.68
0725	Calibration Check	pH 7.0 Check (±0.1)	X	7.00	5G0J006	1/15/16	9/30/2017	20.88
0734		Cond. Check 4.49	X	4.49	C5808031	1/15/16	6/30/2016	20.62
	Conductivity Calibration^	0			NA	NA	NA	
0755	DO Check	0 mg/l DO	X	0.00	20207307	1/15/16	1/7/2017	20.8
	DO Calibration	0% DO^						
0759		100 % DO	96.9	100.0	NA	NA	NA	20.8

Maintenance	
Changed pH Solution	
Replaced DO Membrane	
Cleaned Turbidity Sensor	
Replaced Batteries	

7.0 pH Check*		
Time	pH	Temp
1129	7.01	18.20
1030	7.06	

Comments

Temperature Correction Value: 0.0 °C

^ Calibration required if check is not within criteria outlined in SOPs (DO: ≤ 0.3 mg/L and Conductivity: ± 1%)

*: pH check every 3 hours OR immediately following completion (±0.2 pH units) of low flow sampling at well if well purging exceeds 3 hours

Time	Pine S/N:	Lamotte 2020_ Pre	Lamotte 2020_ Post	Calibration Lot #	Date Open	Date Expires
	0 NTU					
	1 NTU					
	10 NTU					

Comments

Turbidity Check Every 20 Samples		
Solution	Time	NTU
10		
10		

Time	Pine S/N	PID MiniRAE	
	100 ppm Isobutylene Lot#		
	Calibration	Pre	Post
	Fresh Air (ppm)		
	Calibration Gas (ppm)		
	Bump Test (ppm)	NA	

Comments

Time	Pine S/N	VRAE	
	4 Gas Lot#		
	Calibration	Pre	Post
Fresh Air	LEL		
	O2		
	CO		
	H2S		
Calibration Gas	LEL		
	O2		
	CO		
	H2S		
Bump Test	LEL	NA	
	O2	NA	
	CO	NA	
	H2S	NA	

Comments

NA: Not Applicable

Person Performing Calibration: C. Estevez

Signature:

TETRA TECH

Documentation of Field Calibration

Date: 1.15.16 Site Name: LMC - Great Neck Project No.: 117-0507642

Time	Pine S/N:		Horiba U-___ Pre	Post	Calibration Lot #	Date Open	Date Expires	Temp (°C)
	Auto Calibration Solution	Temp (°C)						
		pH - 4.0						
		ORP (mV)						
		Cond. (mS/cm)						
		DO (mg/L)						
		Turbidity (NTU)						
	2 Point pH Calibration	pH - 4.0						
		pH - 10.0						
	Calibration Check	pH 7.0 Check (±0.1)						
		Cond. Check _____						
	Conductivity Calibration^	0			NA	NA	NA	
		_____						
	DO Check	0 mg/l DO						
	DO Calibration	0% DO^						
		100 % DO			NA	NA	N A	

Maintenance	
Changed pH Solution	
Replaced DO Membrane	
Cleaned Turbidity Sensor	
Replaced Batteries	

7.0 pH Check*		
Time	pH	Temp

Temperature Correction Value
°C

Comments

^ Calibration required if check is not within criteria outlined in SOPs (DO: ≤ 0.3 mg/L and Conductivity: ± 1%)

*: pH check every 3 hours OR immediately following completion (±0.2 pH units) of low flow sampling at well if well purging exceeds 3 hours

Time	Pine S/N: 27706	Lamotte 2020_ Pre	Post	Calibration Lot #	Date Open	Date Expires
0725	0 NTU	0.44	0.00	C58083	1.14.16	6.30.16
0729	1 NTU	0.92	1.00	C580673	1.14.16	6.30.16
0730	10 NTU	10.59	10.00	C471805	1.14.16	1.31.16

Comments

Turbidity Check Every 20 Samples		
Solution	Time	NTU
10		
10		

Time	Pine S/N	PID MiniRAE	
	100 ppm Isobutylene Lot#		
	Calibration	Pre	Post
	Fresh Air (ppm)		
	Calibration Gas (ppm)		
	Bump Test (ppm)	NA	

Comments

Time	Pine S/N		VRAE	
	4 Gas Lot#			
	Calibration		Pre	Post
	Fresh Air	LEL		
		O2		
		CO		
		H2S		
	Calibration Gas	LEL		
		O2		
		CO		
		H2S		
	Bump Test	LEL	NA	
		O2	NA	
		CO	NA	
		H2S	NA	

Comments

NA: Not Applicable

Person Performing Calibration: Roy WAGner Signature: Roy Wagner

TETRA TECH

Documentation of Field Calibration

Date: 1-15-16

Site Name: LMC - Great Neck

Project No.: 117-0507642

Time	Pine S/N:		Horiba U-___ Pre	Post	Calibration Lot #	Date Open	Date Expires	Temp (°C)
	Auto Calibration Solution	Temp (°C)						
		pH - 4.0						
		ORP (mV)						
		Cond. (mS/cm)						
		DO (mg/L)						
		Turbidity (NTU)						
	2 Point pH Calibration	pH - 4.0						
		pH - 10.0						
	Calibration Check	pH 7.0 Check (±0.1)	X					
		Cond. Check _____	X					
	Conductivity Calibration^	0			NA	NA	NA	
		_____						
	DO Check	0 mg/l DO	X					
	DO Calibration	0% DO^						
		100 % DO			NA	NA	N A	

Maintenance	
Changed pH Solution	
Replaced DO Membrane	
Cleaned Turbidity Sensor	
Replaced Batteries	
Comments	

7.0 pH Check*		
Time	pH	Temp
Temperature Correction Value		
°C		

^ Calibration required if check is not within criteria outlined in SOPs (DO: ≤ 0.3 mg/L and Conductivity: ± 1%)

*: pH check every 3 hours OR immediately following completion (±0.2 pH units) of low flow sampling at well if well purging exceeds 3 hours

Time	Pine S/N: 25108	Lamotte 2020_ Pre	Post	Calibration Lot #	Date Open	Date Expires
0719	0 NTU	0.00	0.00	C58083	1.14.16	6.30.16
0721	1 NTU	1.06	1.00	C580673	1.14.16	6.30.16
0723	10 NTU	9.66	10.00	C471805	1.14.16	1.31.16

Comments

Turbidity Check Every 20 Samples		
Solution	Time	NTU
10		
10		

Time	Pine S/N	PID MiniRAE	
	100 ppm Isobutylene Lot#		
	Calibration	Pre	Post
	Fresh Air (ppm)		
	Calibration Gas (ppm)		
	Bump Test (ppm)	NA	
	Comments		

Time	Pine S/N	VRAE	
	4 Gas Lot#		
	Calibration	Pre	Post
	Fresh Air: LEL		
	Fresh Air: O2		
	Fresh Air: CO		
	Fresh Air: H2S		
	Calibration Gas: LEL		
	Calibration Gas: O2		
	Calibration Gas: CO		
	Calibration Gas: H2S		
	Bump Test: LEL	NA	
	Bump Test: O2	NA	
	Bump Test: CO	NA	
	Bump Test: H2S	NA	
	Comments		

NA: Not Applicable

Person Performing Calibration: Roy WAGNER

Signature: Roy Wagner

TETRA TECH

Documentation of Field Calibration

Date: 1.15.16 Site Name: LMC - Great Neck Project No.: 117-0507642

Time	Pine S/N:		Horiba U-___ Pre	Post	Calibration Lot #	Date Open	Date Expires	Temp (°C)
	Auto Calibration Solution	Temp (°C)						
		pH - 4.0						
		ORP (mV)						
		Cond. (mS/cm)						
		DO (mg/L)						
		Turbidity (NTU)						
	2 Point pH Calibration	pH - 4.0						
		pH - 10.0						
	Calibration Check	pH 7.0 Check (±0.1)	X					
		Cond. Check _____	X					
	Conductivity Calibration^	0			NA	NA	NA	
		_____						
	DO Check	0 mg/l DO	X					
	DO Calibration	0% DO^						
		100 % DO			NA	NA	N A	

Maintenance	
Changed pH Solution	
Replaced DO Membrane	
Cleaned Turbidity Sensor	
Replaced Batteries	

7.0 pH Check*		
Time	pH	Temp

Comments

Temperature Correction Value
°C

^ Calibration required if check is not within criteria outlined in SOPs (DO: ≤ 0.3 mg/L and Conductivity: ± 1%)

*: pH check every 3 hours OR immediately following completion (±0.2 pH units) of low flow sampling at well if well purging exceeds 3 hours

Time	Pine S/N: 18478	Lamotte 2020_ Pre	Post	Calibration Lot #	Date Open	Date Expires
0712	0 NTU	0.00	0.00	C580003	1.14.16	6.30.16
0714	1 NTU	1.00	1.00	C580673	1.14.16	6.30.16
0715	10 NTU	9.98	10.00	C471805	1.14.16	~~1.30.16~~ 1.31.16

Comments

Turbidity Check Every 20 Samples		
Solution	Time	NTU
10		
10		

Time	Pine S/N	PID MiniRAE	
	100 ppm Isobutylene Lot#		
	Calibration	Pre	Post
	Fresh Air (ppm)		
	Calibration Gas (ppm)		
	Bump Test (ppm)	NA	

Comments

Time	Pine S/N	VRAE	
	4 Gas Lot#		
	Calibration	Pre	Post
	Fresh Air: LEL		
	Fresh Air: O2		
	Fresh Air: CO		
	Fresh Air: H2S		
	Calibration Gas: LEL		
	Calibration Gas: O2		
	Calibration Gas: CO		
	Calibration Gas: H2S		
	Bump Test: LEL	NA	
	Bump Test: O2	NA	
	Bump Test: CO	NA	
	Bump Test: H2S	NA	

Comments

NA: Not Applicable

Person Performing Calibration: Roy WAGNER Signature: Roy Wagner

LOW FLOW SAMPLING
DATA SHEET

SHEET 1 OF 1

SITE: LMC Great Neck
DATE: 4/27/16
WEATHER: Cloudy 55°F

CONSULTING FIRM: Tetra Tech (NJDEP Lab #10018)
FIELD PERSONNEL: A. Kelly

MONITOR WELL: MW-316L
WELL DEPTH: 200
SCREENED/OPEN INTERVAL:
WELL PERMIT #:
WELL DIAMETER: 4 Inches

PID/FID READINGS (ppm): BACKGROUND: \ BENEATH OUTER CAP: \ BENEATH INNER CAP: \

PUMP INTAKE DEPTH: ____ ft below TIC
DEPTH TO WATER BEFORE PUMP INSTALLATION: 85.83 ft below TIC
MAKE/MODEL OF PUMP: Peristaltic SERIAL #: LMC-BP05

TIME	PURGING	SAMPLING	pH (pH units) READING	pH CHANGE*	SPECIFIC CONDUCTIVITY (mS/cm) READING	SPECIFIC CONDUCTIVITY CHANGE*	REDOX POTENTIAL (mv) READING	REDOX POTENTIAL CHANGE*	DISSOLVED OXYGEN (mg/l) READING	DISSOLVED OXYGEN CHANGE*	TURBIDITY (NTU) READING	TURBIDITY CHANGE*	TEMPERATURE (degrees C) READING	TEMPERATURE CHANGE*	PUMPING RATE (ml/min)	DEPTH TO WATER (ft below TOC)
1035	X			NA		NA		NA		NA		NA		NA	300	85.88
1040	X		7.12	0.00	0.559	0.000	188	0.000	1.40	0.00	1.26	0.00	15.26	0.00	300	85.88
1050	X		7.09	0.00	0.552	0.000	197	0.000	2.26	0.00	1.26	0.00	15.23	0.00	300	85.88
1055	X		6.94	0.00	0.555	0.000	207	0.000	3.70	0.00	0.66	0.00	15.25	0.00	300	85.88
1100	X		6.86	0.00	0.573	0.000	201	0.000	3.74	0.00	0.73	0.00	15.21	0.00	300	85.88
1105	X		6.82	0.00	0.586	0.000	205	0.000	3.80	0.00	0.54	0.00	15.23	0.00	300	85.88
1110	X		6.83	0.00	0.585	0.000	207	0.000	3.95	0.00	0.38	0.00	15.26	0.00	300	85.88
1115	X		6.82	0.00	0.583	0.000	210	0.000	3.91	0.00	0.35	0.00	15.25	0.00	300	85.88
1120		X		0.00		0.000		0.000		0.00		0.00		0.00		
1135	Post		6.80	0.00	0.588	0.000	213	0.000	0.94	0.00	0.42	0.00	15.23	0.00	300	85.88
				0.00		0.000		0.000		0.00		0.00		0.00		

COMMENTS: MW-316L -XX Sampled @ 1120

psi 65 22R 80

Time 11.40
Temp 19.49
pH 7.04

~~50~~ 4.0 Gal Tubing VOL (~0.5 gal) purged

VOL Purged: ~~300~~ Gal

pH 8.95

TEMPERATURE CORRECTION FACTOR °C	
MAKE/MODEL OF WQ METER: U-52 SERIAL #:	21275
MAKE/MODEL OF WQ METER: LaMotte SERIAL #:	A02738

Department Sanctioned Analytical Methods: pH (SM 4500-H+B), temp (SM 2550 B), spec. cond. (EPA 120.1), turbidity (EPA 180.1), DO (SM 4500-O G)

*INDICATOR PARAMETERS HAVE STABLIZED WHEN 3 CONSECUTIVE READINGS ARE WITHIN: ± 0.1 for pH; ± 3% for Specific Conductivity and Temperature; ± 10 mv for Redox Potential; and ± 10% for Dissolved Oxygen and Turbidity

LOW FLOW SAMPLING
DATA SHEET

SHEET 1 OF 1

SITE: LMC-Great Neck
DATE: 4/27/16
WEATHER: Sunny 65 °F

CONSULTING FIRM: Tetra Tech (NJDEP Lab #10018)
FIELD PERSONNEL: A. Hell

MONITOR WELL: MW-31MI
WELL DEPTH: 255
SCREENED/OPEN INTERVAL:
WELL PERMIT #:
WELL DIAMETER: 4 inches

PID/FID READINGS (ppm): BACKGROUND: ____ BENEATH OUTER CAP: ____ BENEATH INNER CAP: ____

PUMP INTAKE DEPTH: ____ ft below TIC
DEPTH TO WATER BEFORE PUMP INSTALLATION: 86.54 ft below TIC
MAKE/MODEL OF PUMP: Geotech SERIAL #: LMC-BA07

TIME	PURGING	SAMPLING	pH (pH units) READING	pH CHANGE*	SPECIFIC CONDUCTIVITY (mS/cm) READING	SPECIFIC CONDUCTIVITY CHANGE*	REDOX POTENTIAL (mv) READING	REDOX POTENTIAL CHANGE*	DISSOLVED OXYGEN (mg/l) READING	DISSOLVED OXYGEN CHANGE*	TURBIDITY (NTU) READING	TURBIDITY CHANGE*	TEMPERATURE (degrees C) READING	TEMPERATURE CHANGE*	PUMPING RATE (ml/min)	DEPTH TO WATER (ft below TOC)
1150	X			NA		NA		NA		NA		NA		NA	350	88.63
1155	X		7.36	0.00	0.352	0.000	215	0.000	2.63	0.00	1.02	0.00	15.16	0.00	350	88.63
1200	X		6.99	0.00	0.367	0.000	257	0.000	0.00	0.00	2.33	0.00	15.06	0.00	350	88.63
1205	X		6.88	0.00	0.355	0.000	272	0.000	0.47	0.00	1.77	0.00	15.02	0.00	350	88.63
1210	X		7.00	0.00	0.350	0.000	258	0.000	1.60	0.00	8.97	0.00	14.98	0.00	350	88.63
1215	X		7.00	0.00	0.350	0.000	245	0.000	2.34	0.00	5.44	0.00	14.96	0.00	350	88.63
1220	X		6.99	0.00	0.350	0.000	238	0.000	2.41	0.00	3.55	0.00	14.93	0.00	350	88.63
1225	X		6.99	0.00	0.351	0.000	232	0.000	2.46	0.00	2.80	0.00	14.93	0.00	350	88.63
1230	X		6.98	0.00	0.350	0.000	226	0.000	2.50	0.00	2.60	0.00	14.92	0.00	350	88.63
1235	X		6.95	0.00	0.350	0.000	222	0.000	2.48	0.00	2.73	0.00	14.93	0.00	350	88.63
1240		X		0.00		0.000		0.000		0.00		0.00		0.00		

COMMENTS:
1310 Post 6.92 0.351 217 2.49 2.03 15.13 350 88.63
DUP/MS/MSD sampled Here
Total VOC purged ~5.0 gal
pH Bump Time 1320 pH 60
Temp 19.81 C 20
pH 7.06 O 10
* Drop Tubing VOC (~1.5 Gal) purged

TEMPERATURE CORRECTION FACTOR °C			
MAKE/MODEL OF WQ METER:	U-52	SERIAL #:	21275
MAKE/MODEL OF WQ METER:	LaMotte	SERIAL #:	A02738

Department Sanctioned Analytical Methods: pH (SM 4500-H+B), temp (SM 2550 B), spec. cond. (EPA 120.1), turbidity (EPA 180.1), DO (SM 4500-O G)

*INDICATOR PARAMETERS HAVE STABLIZED WHEN 3 CONSECUTIVE READINGS ARE WITHIN: ± 0.1 for pH; ± 3% for Specific Conductivity and Temperature; ± 10 mv for Redox Potential; and ± 10% for Dissolved Oxygen and Turbidity

LOW FLOW SAMPLING
DATA SHEET

SHEET 1 OF 1

SITE: LMC- Great Neck
DATE: 4/28/16
WEATHER: Cloudy 50°F

CONSULTING FIRM: Tetra Tech (NJDEP Lab #10018)
FIELD PERSONNEL: A. Kell

MONITOR WELL: MW-31ML
WELL DEPTH: 355
SCREENED/OPEN INTERVAL:
WELL PERMIT #:
WELL DIAMETER: 4 inches

PID/FID READINGS (ppm): BACKGROUND: / BENEATH OUTER CAP: / BENEATH INNER CAP: /

PUMP INTAKE DEPTH: ____ ft below TIC
DEPTH TO WATER BEFORE PUMP INSTALLATION: 87.69 ft below TIC
MAKE/MODEL OF PUMP: Dedicated SERIAL #: LMC-BP06

TIME	PURGING	SAMPLING	pH (pH units) READING	pH CHANGE*	SPECIFIC CONDUCTIVITY (mS/cm) READING	SPECIFIC CONDUCTIVITY CHANGE*	REDOX POTENTIAL (mv) READING	REDOX POTENTIAL CHANGE*	DISSOLVED OXYGEN (mg/l) READING	DISSOLVED OXYGEN CHANGE*	TURBIDITY (NTU) READING	TURBIDITY CHANGE*	TEMPERATURE (degrees C) READING	TEMPERATURE CHANGE*	PUMPING RATE (ml/min)	DEPTH TO WATER (ft below TOC)
0910	X			NA		NA		NA		NA		NA		NA	350	82.58
0915	X		7.86	0.00	~~1055~~ 0.172	0.000	125	0.000	2.92	0.00	0.51	0.00	15.07	0.00	350	87.58
0920	X		7.77	0.00	0.154	0.000	140	0.000	3.06	0.00	0.14	0.00	14.48	0.00	350	87.58
0925	X		7.54	0.00	0.147	0.000	166	0.000	3.46	0.00	0.35	0.00	14.94	0.00	350	87.58
0930	X		7.34	0.00	0.145	0.000	183	0.000	3.75	0.00	0.62	0.00	14.93	0.00	350	87.58
Ø 0935	X		7.22	0.00	0.148	0.000	198	0.000	3.63	0.00	0.65	0.00	14.88	0.00	350	87.58
0940	X		7.10	0.00	0.196	0.000	204	0.000	3.78	0.00	0.73	0.00	14.86	0.00	350	87.58
0945	X		7.02	0.00	0.231	0.000	208	0.000	3.89	0.00	0.82	0.00	14.84	0.00	350	87.58
0950	X		6.97	0.00	0.245	0.000	216	0.000	3.75	0.00	0.78	0.00	14.82	0.00	350	87.58
0955	X		6.94	0.00	0.244	0.000	220	0.000	3.76	0.00	0.52	0.00	14.82	0.00	350	87.58
1000	X		6.92	0.00	0.243	0.000	224	0.000	3.76	0.00	0.48	0.00	14.81	0.00	350	87.58
1020			6.89		0.241		227		3.74		0.33		14.79		350	87.58

COMMENTS: Ø Vol of Drop Tubing: 2.5 Gal Purged

MW-31ML Sampled @1005 pH Bump Time 102.5 Temp 19.37 pH 7.03 60 PSI 10 D 20 R
VOL Purged: ~5.5 Gal

TEMPERATURE CORRECTION FACTOR °C	
MAKE/MODEL OF WQ METER: U-52	SERIAL #: 21275
MAKE/MODEL OF WQ METER: LaMotte	SERIAL #: A02738

Department Sanctioned Analytical Methods: pH (SM 4500-H+B), temp (SM 2550 B), spec. cond. (EPA 120.1), turbidity (EPA 180.1), DO (SM 4500-O G)

*INDICATOR PARAMETERS HAVE STABLIZED WHEN 3 CONSECUTIVE READINGS ARE WITHIN: ± 0.1 for pH; ± 3% for Specific Conductivity and Temperature; ± 10 mv for Redox Potential; and ± 10% for Dissolved Oxygen and Turbidity

LOW FLOW SAMPLING
DATA SHEET

SHEET 1 OF 1

SITE: LMC-Great Neck
DATE: 9/29/16
WEATHER: Cloudy 55°F

CONSULTING FIRM: Tetra Tech (NJDEP Lab #10018)
FIELD PERSONNEL: A. Kelly

MONITOR WELL: MW-33GL
WELL DEPTH: 20'
SCREENED/OPEN INTERVAL:
WELL PERMIT #:
WELL DIAMETER: 4 Inches

PID/FID READINGS (ppm): BACKGROUND: \ BENEATH OUTER CAP: \ BENEATH INNER CAP:

PUMP INTAKE DEPTH: ____ ft below TIC
DEPTH TO WATER BEFORE PUMP INSTALLATION: 216.45 ft below TIC
MAKE/MODEL OF PUMP: GEOTECH BLADDER SERIAL #: 2727

TIME	PURGING	SAMPLING	pH (pH units) READING	pH CHANGE*	SPECIFIC CONDUCTIVITY (mS/cm) READING	SPECIFIC CONDUCTIVITY CHANGE*	REDOX POTENTIAL (mv) READING	REDOX POTENTIAL CHANGE*	DISSOLVED OXYGEN (mg/l) READING	DISSOLVED OXYGEN CHANGE*	TURBIDITY (NTU) READING	TURBIDITY CHANGE*	TEMPERATURE (degrees C) READING	TEMPERATURE CHANGE*	PUMPING RATE (ml/min)	DEPTH TO WATER (ft below TOC)
0900			Set UP	NA		NA		NA		NA		NA		NA		216.45
0940	x		7.87	0.00	0.163	0.000	234	0.000	2.81	0.00	54.8	0.00	13.82	0.00	100	218.63
0945	x		6.85	0.00	0.143	0.000	239	0.000	1.34	0.00	55.8	0.00	13.86	0.00	100	217.74
0950	x		6.52	0.00	0.139	0.000	236	0.000	1.08	0.00	NM	0.00	13.95	0.00	100	217.88
				0.00		0.000		0.000		0.00		0.00		0.00		
1535		Sampled		0.00	Bailer	0.000		0.000		0.00		0.00		0.00		
1540			6.55	0.00	0.116	0.000	197	0.000	3.82	0.00	764.0	0.00	14.04	0.00		
				0.00		0.000		0.000		0.00		0.00		0.00		
				0.00		0.000		0.000		0.00		0.00		0.00		
				0.00		0.000		0.000		0.00		0.00		0.00		
				0.00		0.000		0.000		0.00		0.00		0.00		

COMMENTS: BLADDER PUMP COULD NOT PRODUCE WATER. - SAMPLE COLLECTED w/ BAILER

TEMPERATURE CORRECTION FACTOR °C			
MAKE/MODEL OF WQ METER:	U-52	SERIAL #:	21275
MAKE/MODEL OF WQ METER:	LaMotte	SERIAL #:	19665

MP-10H K 40 D 15 RS I 120 Rg RSD 250

Department Sanctioned Analytical Methods: pH (SM 4500-H+B), temp (SM 2550 B), spec. cond. (EPA 120.1), turbidity (EPA 180.1), DO (SM 4500-O G)

*INDICATOR PARAMETERS HAVE STABLIZED WHEN 3 CONSECUTIVE READINGS ARE WITHIN: ± 0.1 for pH; ± 3% for Specific Conductivity and Temperature; ± 10 mv for Redox Potential; and ± 10% for Dissolved Oxygen and Turbidity

LOW FLOW SAMPLING
DATA SHEET

SHEET 1 OF 2

SITE: LMC GP
DATE: 4.29.16
WEATHER: Overcast 60-50

CONSULTING FIRM: Tetra Tech (NJDEP Lab #10018)
FIELD PERSONNEL: R. Wagner

MONITOR WELL: MW-33 ML
WELL DEPTH:
SCREENED/OPEN INTERVAL:
WELL PERMIT #:
WELL DIAMETER: 4.0 Inches

PID/FID READINGS (ppm): BACKGROUND: /
BENEATH OUTER CAP: /
BENEATH INNER CAP:

PUMP INTAKE DEPTH: ____ ft below TIC
DEPTH TO WATER BEFORE PUMP INSTALLATION: 217.47 ft below TIC
MAKE/MODEL OF PUMP: PET SERIAL #: 2222

TIME	PURGING	SAMPLING	pH (pH units) READING	pH CHANGE*	SPECIFIC CONDUCTIVITY (mS/cm) READING	SPECIFIC CONDUCTIVITY CHANGE*	REDOX POTENTIAL (mv) READING	REDOX POTENTIAL CHANGE*	DISSOLVED OXYGEN (mg/l) READING	DISSOLVED OXYGEN CHANGE*	TURBIDITY (NTU) READING	TURBIDITY CHANGE*	TEMPERATURE (degrees C) READING	TEMPERATURE CHANGE*	PUMPING RATE (ml/min)	DEPTH TO WATER (ft below TOC)
1222				NA		NA		NA		NA		NA		NA		217.47
1420	X		Setup	0.00	*Sent down decoved pump	0.000		0.000		0.00		0.00		0.00		217.50
1450	X		5.98	0.00	0.083	0.000	155	0.000	7.94	0.00	10.80	0.00	15.26	0.00	250	218.07
1455	X		5.94	0.00	0.099	0.000	158	0.000	3.27	0.00	8.77	0.00	14.40	0.00	250	~~218.35~~ 218.35 tank check
1500	X		5.92	0.00	0.100	0.000	149	0.000	1.19	0.00	3.55	0.00	14.27	0.00	250	218.35
1505	X		Tank change out	0.00		0.000	HAS to refill	0.000		0.00		0.00		0.00		
1510	X		5.98	0.00	0.	0.000		0.000		0.00		0.00	14.31	0.00	250	~~218.~~
1515	X		5.95	0.00	0.102	0.000	158	0.000	1.67	0.00	6.15	0.00	13.81	0.00	250	218.26
1520	X		5.76	0.00	0.102	0.000	154	0.000	0.96	0.00	4.75	0.00	13.77	0.00	250	218.37
1525	X		5.88	0.00	0.106	0.000	151	0.000	1.00	0.00	4.39	0.00	13.45	0.00	250	218.80
1530	X		5.87	0.00	0.111	0.000	156	0.000	0.67	0.00	3.27	0.00	13.24	0.00	250	218.80

COMMENTS:
MP-10 H 150 PSI 35/17

tank 850 - 0
1800 -

*used pump from MW-33 ML after Decon
Bubbles - and water being drawn back down

TEMPERATURE CORRECTION FACTOR °C	
MAKE/MODEL OF WQ METER: Horiba U-52	SERIAL #: 029757
MAKE/MODEL OF WQ METER: LaMotte 2020	SERIAL #: A02738

Department Sanctioned Analytical Methods: pH (SM 4500-H+B), temp (SM 2550 B), spec. cond. (EPA 120.1), turbidity (EPA 180.1), DO (SM 4500-O G)

*INDICATOR PARAMETERS HAVE STABLIZED WHEN 3 CONSECUTIVE READINGS ARE WITHIN: ± 0.1 for pH; ± 3% for Specific Conductivity and Temperature; ± 10 mv for Redox Potential; and ± 10% for Dissolved Oxygen and Turbidity

LOW FLOW SAMPLING
DATA SHEET

SHEET 2 OF 2

SITE:
DATE: 4.28.16
WEATHER Overcast

CONSULTING FIRM: Tetra Tech (NJDEP Lab #10018)
FIELD PERSONNEL: L. Wagner

MONITOR WELL MW-33 M2 WELL DEPTH: SCREENED/OPEN INTERVAL:
WELL PERMIT #: WELL DIAMETER: Inches

PID/FID READINGS (ppm): BACKGROUND: BENEATH OUTER CAP: BENEATH INNER CAP:

PUMP INTAKE DEPTH: ft below TIC
DEPTH TO WATER BEFORE PUMP INSTALLATION : ft below TIC
MAKE/MODEL OF PUMP: SERIAL #:

TIME	PURGING	SAMPLING	pH (pH units) READING	pH CHANGE*	SPECIFIC CONDUCTIVITY (mS/cm) READING	SPECIFIC CONDUCTIVITY CHANGE*	REDOX POTENTIAL (mv) READING	REDOX POTENTIAL CHANGE*	DISSOLVED OXYGEN (mg/l) READING	DISSOLVED OXYGEN CHANGE*	TURBIDITY (NTU) READING	TURBIDITY CHANGE*	TEMPERATURE (degrees C) READING	TEMPERATURE CHANGE*	PUMPING RATE (ml/min)	DEPTH TO WATER (ft below TOC)
1535	X		5.73	NA	0.165	NA	160	NA	0.58	NA	3.98	NA	13.02	NA	250	218.67
1540	X		5.76	0.00	0.134	0.000	162	0.000	0.72	0.00	2.34	0.00	13.06	0.00	250	218.67
1545	X		5.79	0.00	0.139	0.000	162	0.000	0.62	0.00	3.23	0.00	13.02	0.00	250	218.67
1550	X		5.64	0.00	0.162	0.000	178	0.000	1.35	0.00	2.50	0.00	13.02	0.00	250	218.70
1555	X		5.64	0.00	0.165	0.000	179	0.000	1.35	0.00	2.78	0.00	13.03	0.00	250	218.72
1600	X	X	5.64	0.00	0.164	0.000	171	0.000	1.39	0.00	2.38	0.00	13.03	0.00	250	218.72
				0.00		0.000		0.000		0.00		0.00		0.00		
				0.00		0.000		0.000		0.00		0.00		0.00		
				0.00		0.000		0.000		0.00		0.00		0.00		
1605	Pst		5.66	0.00	0.167	0.000	177	0.000	1.40	0.00	2.07	0.00	13.03	0.00	250	218.72
				0.00		0.000		0.000		0.00		0.00		0.00		

COMMENTS:
Sample @ 1600

TEMPERATURE CORRECTION FACTOR °C	
MAKE/MODEL OF WQ METER: SERIAL #:	
MAKE/MODEL OF WQ METER: SERIAL #:	

Department Sanctioned Analytical Methods: pH (SM 4500-H+B), temp (SM 2550 B), spec. cond. (EPA 120.1), turbidity (EPA 180.1), DO (SM 4500-O G)

*INDICATOR PARAMETERS HAVE STABLIZED WHEN 3 CONSECUTIVE READINGS ARE WITHIN: ± 0.1 for pH; ± 3% for Specific Conductivity and Temperature; ± 10 mv for Redox Potential; and ± 10% for Dissolved Oxygen and Turbidity

LOW FLOW SAMPLING
DATA SHEET

SHEET 1 OF 1

SITE: LMC-GN
DATE: 4-29-16
WEATHER: Over cast 50's

CONSULTING FIRM: Tetra Tech (NJDEP Lab #10018)
FIELD PERSONNEL: R. WAGNER

MONITOR WELL: 33 ML
WELL DEPTH: 425
SCREENED/OPEN INTERVAL:
WELL PERMIT #:
WELL DIAMETER: 4 Inches

PID/FID READINGS (ppm): BACKGROUND: /
BENEATH OUTER CAP: /
BENEATH INNER CAP: /

PUMP INTAKE DEPTH: ____ ft below TIC
DEPTH TO WATER BEFORE PUMP INSTALLATION: 217.49 ft below TIC
MAKE/MODEL OF PUMP: FEI SERIAL #: 2727

TIME	PURGING	SAMPLING	pH (pH units) READING	pH CHANGE*	SPECIFIC CONDUCTIVITY (mS/cm) READING	SPECIFIC CONDUCTIVITY CHANGE*	REDOX POTENTIAL (mv) READING	REDOX POTENTIAL CHANGE*	DISSOLVED OXYGEN (mg/l) READING	DISSOLVED OXYGEN CHANGE*	TURBIDITY (NTU) READING	TURBIDITY CHANGE*	TEMPERATURE (degrees C) READING	TEMPERATURE CHANGE*	PUMPING RATE (ml/min)	DEPTH TO WATER (ft below TOC)
0934				NA		NA		NA		NA		NA		NA		217.80
1010	X		5.98	0.00	0.160	0.000	-1	0.000	1.35	0.00	652 AW	0.00	13.59	0.00	250	217.81
1020	X		5.64	0.00	0.340	0.000	107	0.000	3.44	0.00	138	0.00	13.38	0.00	250	217.80
1030	X		5.51	0.00	0.371	0.000	130	0.000	3.30	0.00	100.2	0.00	13.50	0.00	250	217.81
1035	X		5.45	0.00	0.378	0.000	147	0.000	3.34	0.00	69.9	0.00	13.52	0.00	250	217.84
1040	X		5.44	0.00	0.373	0.000	151	0.000	3.20	0.00	48.7	0.00	13.47	0.00	250	217.84
1045	X		Missed	0.00	—	0.000	—	0.000	—	0.00	—	0.00	—	0.00	250	217.84
1050	Y		5.38	0.00	0.367	0.000	157	0.000	3.55	0.00	36.7	0.00	13.37	0.00	250	217.84
1055	Y		5.42	0.00	0.366	0.000	160	0.000	3.51	0.00	35.2	0.00	13.27	0.00	250	217.84
1100	X		5.43	0.00	0.365	0.000	163	0.000	3.51	0.00	33.9	0.00	13.28	0.00	250	217.84
Post			5.44	0.00	0.365	0.000	160	0.000	3.59	0.00	31.8	0.00	13.29	0.00	250	217.84

COMMENTS:
MP-10H setting 150 psi 40/17

Tank 1800 start
750 end

TEMPERATURE CORRECTION FACTOR °C:
MAKE/MODEL OF WQ METER: Lamotte 2020 SERIAL #: A02738
MAKE/MODEL OF WQ METER: Horiba U52 SERIAL #: 029757

Department Sanctioned Analytical Methods: pH (SM 4500-H+B), temp (SM 2550 B), spec. cond. (EPA 120.1), turbidity (EPA 180.1), DO (SM 4500-O G)

*INDICATOR PARAMETERS HAVE STABLIZED WHEN 3 CONSECUTIVE READINGS ARE WITHIN: ± 0.1 for pH; ± 3% for Specific Conductivity and Temperature; ± 10 mv for Redox Potential; and ± 10% for Dissolved Oxygen and Turbidity

LOW FLOW SAMPLING
DATA SHEET

SHEET 1 OF 2

SITE: LMC - GN
DATE: 4.28.16
WEATHER: Sun 60 Calm

CONSULTING FIRM: Tetra Tech (NJDEP Lab #10018)
FIELD PERSONNEL: J. WAGNER

MONITOR WELL: MW 35-GL
WELL DEPTH: 135
SCREENED/OPEN INTERVAL:
WELL PERMIT #:
WELL DIAMETER: 2" Inches

PID/FID READINGS (ppm): BACKGROUND: —
BENEATH OUTER CAP: —
BENEATH INNER CAP: —

PUMP INTAKE DEPTH: 125. ft below TIC
DEPTH TO WATER BEFORE PUMP INSTALLATION: 79.43 ft below TIC
MAKE/MODEL OF PUMP: QED 1.75 SERIAL #: 19097

TIME	PURGING	SAMPLING	pH (pH units) READING	pH CHANGE*	SPECIFIC CONDUCTIVITY (mS/cm) READING	SPECIFIC CONDUCTIVITY CHANGE*	REDOX POTENTIAL (mv) READING	REDOX POTENTIAL CHANGE*	DISSOLVED OXYGEN (mg/l) READING	DISSOLVED OXYGEN CHANGE*	TURBIDITY (NTU) READING	TURBIDITY CHANGE*	TEMPERATURE (degrees C) READING	TEMPERATURE CHANGE*	PUMPING RATE (ml/min)	DEPTH TO WATER (ft below TOC)
1602			Set up	NA		NA		NA		NA		NA		NA		79.43 w/ pump
1630	X		6.42	0.00	0.296	0.000	12.	0.000	4.38	0.00	15.1	0.00	16.64	0.00	175	79.49
1635	X		6.38	0.00	0.320	0.000	4.	0.000	2.77	0.00	11.2	0.00	16.85	0.00	175	79.49
1640	X		6.35	0.00	0.357	0.000	-8	0.000	1.26	0.00	10.12	0.00	16.75	0.00	175	79.49
1645	X		6.25	0.00	0.394	0.000	6.	0.000	0.64	0.00	5.29	0.00	16.82	0.00	175	79.49
1650	X		6.14	0.00	0.409	0.000	16	0.000	0.04	0.00	8.50	0.00	16.82	0.00	1.75	79.49
1655	X		6.06	0.00	0.421	0.000	29	0.000	0.00	0.00	13.4	0.00	16.79	0.00	1.75	79.49
1700	X		6.01	0.00	0.425	0.000	41	0.000	0.00	0.00	16.4	0.00	16.81	0.00	1.75	79.49
1705	X		6.00	0.00	0.427	0.000	49	0.000	0.00	0.00	16.8	0.00	16.65	0.00	1.75	79.49
1710	X		5.99	0.00	0.428	0.000	51	0.000	0.00	0.00	17.6	0.00	16.64	0.00	1.75	79.49
1715	X	X	5.98	0.00	0.429	0.000	53	0.000	0.00	0.00	17.8	0.00	16.70	0.00	1.75	79.49

COMMENTS:
MP-10 settling 70psi 15-R 5-D
Sampled @ 17:15
Purge 7.0 @ 15:20
7.04

TEMPERATURE CORRECTION FACTOR °C:
MAKE/MODEL OF WQ METER: Lamotte 2020 SERIAL #: A02738
MAKE/MODEL OF WQ METER: Horiba U52 SERIAL #: 029757

Department Sanctioned Analytical Methods: pH (SM 4500-H+B), temp (SM 2550 B), spec. cond. (EPA 120.1), turbidity (EPA 180.1), DO (SM 4500-O G)

*INDICATOR PARAMETERS HAVE STABLIZED WHEN 3 CONSECUTIVE READINGS ARE WITHIN: ± 0.1 for pH; ± 3% for Specific Conductivity and Temperature; ± 10 mv for Redox Potential; and ± 10% for Dissolved Oxygen and Turbidity

LOW FLOW SAMPLING
DATA SHEET

SITE: LMG GW
DATE: 4.28.16
WEATHER

CONSULTING FIRM: Tetra Tech (NJDEP Lab #10018)
FIELD PERSONNEL: R. WAGNER

MONITOR WELL: MW-36R
WELL DEPTH: 135'
SCREENED/OPEN INTERVAL:
WELL PERMIT #:
WELL DIAMETER: 2 Inches

PID/FID READINGS (ppm): BACKGROUND:
BENEATH OUTER CAP:
BENEATH INNER CAP:

PUMP INTAKE DEPTH: 125 ft below TIC
DEPTH TO WATER BEFORE PUMP INSTALLATION : ft below TIC
MAKE/MODEL OF PUMP: SERIAL #:

TIME	PURGING	SAMPLING	pH (pH units) READING	pH CHANGE*	SPECIFIC CONDUCTIVITY (mS/cm) READING	SPECIFIC CONDUCTIVITY CHANGE*	REDOX POTENTIAL (mv) READING	REDOX POTENTIAL CHANGE*	DISSOLVED OXYGEN (mg/l) READING	DISSOLVED OXYGEN CHANGE*	TURBIDITY (NTU) READING	TURBIDITY CHANGE*	TEMPERATURE (degrees C) READING	TEMPERATURE CHANGE*	PUMPING RATE (ml/min)	DEPTH TO WATER (ft below TOC)
1720	✓	✓	5.96	NA	0.430	NA	5	NA	0.00	NA	19.2	NA	16.73	NA	175	79.49
				0.00		0.000		0.000		0.00		0.00		0.00		
				0.00		0.000		0.000		0.00		0.00		0.00		
				0.00		0.000		0.000		0.00		0.00		0.00		
				0.00		0.000		0.000		0.00		0.00		0.00		
				0.00		0.000		0.000		0.00		0.00		0.00		
				0.00		0.000		0.000		0.00		0.00		0.00		
				0.00		0.000		0.000		0.00		0.00		0.00		
				0.00		0.000		0.000		0.00		0.00		0.00		
				0.00		0.000		0.000		0.00		0.00		0.00		

COMMENTS:

TEMPERATURE CORRECTION FACTOR °C	
MAKE/MODEL OF WQ METER: SERIAL #:	
MAKE/MODEL OF WQ METER: SERIAL #:	

Department Sanctioned Analytical Methods: pH (SM 4500-H+B), temp (SM 2550 B), spec. cond. (EPA 120.1), turbidity (EPA 180.1), DO (SM 4500-O G)

*INDICATOR PARAMETERS HAVE STABLIZED WHEN 3 CONSECUTIVE READINGS ARE WITHIN: ± 0.1 for pH; ± 3% for Specific Conductivity and Temperature; ± 10 mv for Redox Potential; and ± 10% for Dissolved Oxygen and Turbidity

LOW FLOW SAMPLING
DATA SHEET

SHEET 1 OF 1

SITE: LMC - GN
DATE: 4/28/16
WEATHER: Sunny, 55°F

CONSULTING FIRM: Tetra Tech (NJDEP Lab #10018)
FIELD PERSONNEL: Jon Byk

MONITOR WELL: MW-43MI
WELL DEPTH: 330
SCREENED/OPEN INTERVAL:
WELL PERMIT #:
WELL DIAMETER: 4 Inches

PID/FID READINGS (ppm): BACKGROUND: / BENEATH OUTER CAP: / BENEATH INNER CAP: /

SAMPLE ~~PUMP~~ INTAKE DEPTH: 320 ft below TIC
DEPTH TO WATER BEFORE PUMP INSTALLATION: 93.17 ft below TIC
MAKE/MODEL OF PUMP: DEDICATED SERIAL #:

TIME	PURGING	SAMPLING	pH (pH units) READING	pH CHANGE*	SPECIFIC CONDUCTIVITY (mS/cm) READING	SPECIFIC CONDUCTIVITY CHANGE*	REDOX POTENTIAL (mv) READING	REDOX POTENTIAL CHANGE*	DISSOLVED OXYGEN (mg/l) READING	DISSOLVED OXYGEN CHANGE*	TURBIDITY (NTU) READING	TURBIDITY CHANGE*	TEMPERATURE (degrees C) READING	TEMPERATURE CHANGE*	PUMPING RATE (ml/min)	DEPTH TO WATER (ft below TOC)
1100			SETUP	NA		NA		NA		NA		NA		NA	300	93.35
1110	X		6.88	0.00	0.210	0.000	169	0.000	0.00	0.00	0.59	0.00	12.72	0.00	300	93.35
1135	X		6.83	0.00	0.185	0.000	182	0.000	0.00	0.00	1.07	0.00	12.09	0.00	300	93.35
* 1145	X		6.82	0.00	0.187	0.000	218	0.000	2.53	0.00	1.14	0.00	12.12	0.00	300	93.35
1150	X		6.81	0.00	0.220	0.000	220	0.000	4.18	0.00	0.59	0.00	12.14	0.00	300	93.35
1155	X		6.79	0.00	0.225	0.000	219	0.000	4.47	0.00	0.46	0.00	12.12	0.00	300	93.35
1200	X		6.81	0.00	0.230	0.000	216	0.000	4.08	0.00	0.44	0.00	12.12	0.00	300	93.35
1205	X		6.82	0.00	0.231	0.000	214	0.000	4.21	0.00	0.41	0.00	12.15	0.00	300	93.35
1210	X		6.82	0.00	0.231	0.000	213	0.000	4.30	0.00	0.49	0.00	12.13	0.00	300	93.35
1215	X		6.80	0.00	0.231	0.000	212	0.000	4.33	0.00	0.44	0.00	12.15	0.00	300	93.35
1220		X		0.00		0.000		0.000		0.00		0.00		0.00		
COMMENTS: 1230 X			6.81		0.233		210		4.39		0.50		12.20		300	93.35

SAMPLED @ 1220

* PURGED 2-5 GAL : VOLUME IN DROP TUBE

7.0 pH Buffer 7.01, 20.10°C @ 1252

TEMPERATURE CORRECTION FACTOR °C			
MAKE/MODEL OF WQ METER:	HORIBA U-52	SERIAL #:	21154
MAKE/MODEL OF WQ METER:	LAMOTTE 2020	SERIAL #:	034025

Department Sanctioned Analytical Methods: pH (SM 4500-H+B), temp (SM 2550 B), spec. cond. (EPA 120.1), turbidity (EPA 180.1), DO (SM 4500-O G)

*INDICATOR PARAMETERS HAVE STABLIZED WHEN 3 CONSECUTIVE READINGS ARE WITHIN: ± 0.1 for pH; ± 3% for Specific Conductivity and Temperature; ± 10 mv for Redox Potential; and ± 10% for Dissolved Oxygen and Turbidity

LOW FLOW SAMPLING
DATA SHEET

SHEET 1 OF 1

SITE: LMK - GREAT NECK
DATE: 4/28/16
WEATHER: SUNNY, 60 °F

CONSULTING FIRM: Tetra Tech (NJDEP Lab #10018)
FIELD PERSONNEL: Jon Bulk

MONITOR WELL: MW-43DMW
WELL DEPTH: 228
SCREENED/OPEN INTERVAL:
WELL PERMIT #:
WELL DIAMETER: 4 Inches

PID/FID READINGS (ppm): BACKGROUND: / BENEATH OUTER CAP: / BENEATH INNER CAP: /

PUMP INTAKE DEPTH: ____ ft below TIC
DEPTH TO WATER BEFORE PUMP INSTALLATION: 93.06 ft below TIC
MAKE/MODEL OF PUMP: DEDICATED SERIAL #:

TIME	PURGING	SAMPLING	pH (pH units) READING	pH CHANGE*	SPECIFIC CONDUCTIVITY (mS/cm) READING	SPECIFIC CONDUCTIVITY CHANGE*	REDOX POTENTIAL (mv) READING	REDOX POTENTIAL CHANGE*	DISSOLVED OXYGEN (mg/l) READING	DISSOLVED OXYGEN CHANGE*	TURBIDITY (NTU) READING	TURBIDITY CHANGE*	TEMPERATURE (degrees C) READING	TEMPERATURE CHANGE*	PUMPING RATE (ml/min)	DEPTH TO WATER (ft below TOC)
1235			SEND	NA		NA		NA		NA		NA		NA		
1240	X		7.04	0.00	0.214	0.000	197	0.000	6.37	0.00	0.79	0.00	13.58	0.00	400	93.09
1255	X		7.36	0.00	0.218	0.000	108	0.000	0.03	0.00	4.57	0.00	14.76	0.00	400	93.09
1305	X		7.07	0.00	0.213	0.000	128	0.000	1.77	0.00	2.82	0.00	14.88	0.00	400	93.09
1310	X		7.10	0.00	0.213	0.000	124	0.000	1.60	0.00	2.86	0.00	14.91	0.00	400	93.09
1315	X		7.09	0.00	0.212	0.000	129	0.000	1.61	0.00	2.65	0.00	14.96	0.00	400	93.09
1320	X		7.08	0.00	0.212	0.000	132	0.000	1.60	0.00	2.70	0.00	14.99	0.00	400	93.09
1325	X		7.08	0.00	0.212	0.000	134	0.000	1.58	0.00	2.77	0.00	15.00	0.00	400	93.09
1330	X		7.09	0.00	0.212	0.000	135	0.000	1.59	0.00	2.79	0.00	15.01	0.00	400	93.09
1335		X		0.00		0.000		0.000		0.00		0.00		0.00		
1340	X		7.08	0.00	0.212	0.000	138	0.000	1.62	0.00	2.81	0.00	15.03	0.00	400	93.09

COMMENTS: 1.1 GAL PURGED SAMPLED @ 1335

7.0 pH BUFFER
7.02, 20.16°C @ 1347

TEMPERATURE CORRECTION FACTOR °C	
MAKE/MODEL OF WQ METER: HORIBA U-52	SERIAL #: 21154
MAKE/MODEL OF WQ METER: LAMOTTE ~~HORIBA~~ 2020	SERIAL #: 034025

Department Sanctioned Analytical Methods: pH (SM 4500-H+B), temp (SM 2550 B), spec. cond. (EPA 120.1), turbidity (EPA 180.1), DO (SM 4500-O G)

*INDICATOR PARAMETERS HAVE STABLIZED WHEN 3 CONSECUTIVE READINGS ARE WITHIN: ± 0.1 for pH; ± 3% for Specific Conductivity and Temperature; ± 10 mv for Redox Potential; and ± 10% for Dissolved Oxygen and Turbidity

LOW FLOW SAMPLING
DATA SHEET

SHEET 1 OF 1

SITE: LMC - GREAT NECK
DATE: 4/27/16
WEATHER: SUNNY, 60°F

CONSULTING FIRM: Tetra Tech (NJDEP Lab #10018)
FIELD PERSONNEL: Jon Bulk

MONITOR WELL: MW-45MI
WELL DEPTH: _____
SCREENED/OPEN INTERVAL: _____
WELL PERMIT #: _____
WELL DIAMETER: 4 inches

PID/FID READINGS (ppm): BACKGROUND: _____ BENEATH OUTER CAP: _____ BENEATH INNER CAP: _____

PUMP INTAKE DEPTH: _____ ft below TIC
DEPTH TO WATER BEFORE PUMP INSTALLATION: 168.19 ft below TIC
MAKE/MODEL OF PUMP: MARSHALL SERIAL #: 1195

TIME	PURGING	SAMPLING	pH (pH units) READING	pH CHANGE*	SPECIFIC CONDUCTIVITY (mS/cm) READING	SPECIFIC CONDUCTIVITY CHANGE*	REDOX POTENTIAL (mv) READING	REDOX POTENTIAL CHANGE*	DISSOLVED OXYGEN (mg/l) READING	DISSOLVED OXYGEN CHANGE*	TURBIDITY (NTU) READING	TURBIDITY CHANGE*	TEMPERATURE (degrees C) READING	TEMPERATURE CHANGE*	PUMPING RATE (ml/min)	DEPTH TO WATER (ft below TOC)
1800	X		5.80	NA	0.193	NA	150	NA	12.30	NA	59.0	NA	14.15	NA	300	168.19
1820	X		6.71	0.00	0.168	0.000	176	0.000	7.91	0.00	10.0	0.00	13.75	0.00	300	168.19
* 1840	X		6.66	0.00	0.168	0.000	183	0.000	0.00	0.00	12.5	0.00	13.02	0.00	300	168.19
1845	X		6.67	0.00	0.169	0.000	182	0.000	0.00	0.00	12.0	0.00	12.86	0.00	300	168.19
1850	X		6.60	0.00	0.168	0.000	184	0.000	0.00	0.00	11.3	0.00	12.87	0.00	300	168.19
** 1915	X		6.65	0.00	0.165	0.000	183	0.000	0.00	0.00	12.4	0.00	12.04	0.00	300	168.19
1920	X		6.64	0.00	0.164	0.000	183	0.000	0.00	0.00	12.5	0.00	12.22	0.00	300	168.19
1925	X		6.65	0.00	0.163	0.000	184	0.000	0.00	0.00	12.0	0.00	12.31	0.00	300	168.19
1930	X		6.62	0.00	0.163	0.000	183	0.000	0.00	0.00	12.2	0.00	12.32	0.00	300	168.19
1935		X		0.00		0.000		0.000		0.00		0.00		0.00		
POST 1942			6.60	0.00	0.167	0.000	180	0.000	0.00	0.00	12.0	0.00	13.04	0.00	300	168.19

COMMENTS: SAMPLED @ 0735 MP10 - 110psi 20R/10D

* 1.5 gal PURGED = volume in PROP TUBE

** DO IS LOW, CHECK HORIBA w/ AUTOCAL STANDARD. All PARAMETERS OK, DO = 6.51.

7.0 pH BUFF
7.09, 20.21°C @ 1950

TEMPERATURE CORRECTION FACTOR °C	
MAKE/MODEL OF WQ METER: HORIBA U-52 SERIAL #:	21154
MAKE/MODEL OF WQ METER: LA MOTTE 2020 SERIAL #:	034025

Department Sanctioned Analytical Methods: pH (SM 4500-H+B), temp (SM 2550 B), spec. cond. (EPA 120.1), turbidity (EPA 180.1), DO (SM 4500-O G)

*INDICATOR PARAMETERS HAVE STABLIZED WHEN 3 CONSECUTIVE READINGS ARE WITHIN: ± 0.1 for pH; ± 3% for Specific Conductivity and Temperature; ± 10 mv for Redox Potential; and ± 10% for Dissolved Oxygen and Turbidity

LOW FLOW SAMPLING
DATA SHEET

SHEET 1 OF 2

SITE: LML: GN
DATE: 4.27.16
WEATHER: Sun 70

CONSULTING FIRM: Tetra Tech (NJDEP Lab #10018)
FIELD PERSONNEL: R. WAGNER

MONITOR WELL: 45 MW
WELL DEPTH:
SCREENED/OPEN INTERVAL: 20'
WELL PERMIT #:
WELL DIAMETER: 4 inches

PID/FID READINGS (ppm): BACKGROUND: –
BENEATH OUTER CAP: –
BENEATH INNER CAP: –

PUMP INTAKE DEPTH: 284 ft below TIC
DEPTH TO WATER BEFORE PUMP INSTALLATION: 167.55 ft below TIC
MAKE/MODEL OF PUMP: Marschalk SERIAL #: 11995

TIME	PURGING	SAMPLING	pH (pH units) READING	pH CHANGE*	SPECIFIC CONDUCTIVITY (mS/cm) READING	SPECIFIC CONDUCTIVITY CHANGE*	REDOX POTENTIAL (mv) READING	REDOX POTENTIAL CHANGE*	DISSOLVED OXYGEN (mg/l) READING	DISSOLVED OXYGEN CHANGE*	TURBIDITY (NTU) READING	TURBIDITY CHANGE*	TEMPERATURE (degrees C) READING	TEMPERATURE CHANGE*	PUMPING RATE (ml/min)	DEPTH TO WATER (ft below TOC)
1555			Setup	NA		NA		NA		NA		NA		NA		167.58
1616	X		6.33	0.00	0.367	0.000	135	0.000	0.00	0.00	13.2	0.00	14.02	0.00	250	167.60
1620	X		6.27	0.00	0.367	0.000	127	0.000	0.00	0.00	24.5	0.00	13.66	0.00	250	167.63
1625	X		6.24	0.00	0.373	0.000	109	0.000	0.00	0.00	5.87	0.00	13.64	0.00	250	167.63
1630	X		6.25	0.00	0.381	0.000	99	0.000	0.78	0.00	4.62	0.00	13.66	0.00	250	167.63
1635	X		6.25	0.00	0.387	0.000	98	0.000	1.39	0.00	3.21	0.00	13.51	0.00	250	167.63
1640	X		6.24	0.00	0.391	0.000	99	0.000	1.83	0.00	3.12	0.00	13.41	0.00	250	167.63
1645	X		6.23	0.00	0.394	0.000	103	0.000	2.40	0.00	3.43	0.00	13.50	0.00	250	167.63
1650	X		6.26	0.00	0.396	0.000	109	0.000	2.80	0.00	2.36	0.00	13.51	0.00	250	167.63
1655	X		6.25	0.00	0.398	0.000	110	0.000	3.00	0.00	2.43	0.00	13.44	0.00	250	167.63
1700	X		6.25	0.00	0.400	0.000	111	0.000	3.25	0.00	2.48	0.00	13.43	0.00	250	167.63

COMMENTS:

MP-10# 115 ~~MP~~ 20R 10D

Purge 1.0 gallon for drop tube volume

TEMPERATURE CORRECTION FACTOR °C	
MAKE/MODEL OF WQ METER: Lamotte 2020 SERIAL #:	19965
MAKE/MODEL OF WQ METER: Horiba U52 SERIAL #:	029757

Department Sanctioned Analytical Methods: pH (SM 4500-H+B), temp (SM 2550 B), spec. cond. (EPA 120.1), turbidity (EPA 180.1), DO (SM 4500-O G)

*INDICATOR PARAMETERS HAVE STABLIZED WHEN 3 CONSECUTIVE READINGS ARE WITHIN: ± 0.1 for pH; ± 3% for Specific Conductivity and Temperature; ± 10 mv for Redox Potential; and ± 10% for Dissolved Oxygen and Turbidity

LOW FLOW SAMPLING
DATA SHEET

SHEET 2 OF 2

SITE: LMC GW
DATE: 4/27/16
WEATHER: SUN

CONSULTING FIRM: Tetra Tech (NJDEP Lab #10018)
FIELD PERSONNEL: R. WAGNER

MONITOR WELL: 95 MW
WELL PERMIT #:
WELL DEPTH:
WELL DIAMETER: 4 Inches
SCREENED/OPEN INTERVAL:

PID/FID READINGS (ppm): BACKGROUND: /
BENEATH OUTER CAP: /
BENEATH INNER CAP: /

PUMP INTAKE DEPTH: _____ ft below TIC
DEPTH TO WATER BEFORE PUMP INSTALLATION : _____ ft below TIC
MAKE/MODEL OF PUMP: _____ SERIAL #: _____

TIME	PURGING	SAMPLING	pH (pH units) READING	pH CHANGE*	SPECIFIC CONDUCTIVITY (mS/cm) READING	SPECIFIC CONDUCTIVITY CHANGE*	REDOX POTENTIAL (mv) READING	REDOX POTENTIAL CHANGE*	DISSOLVED OXYGEN (mg/l) READING	DISSOLVED OXYGEN CHANGE*	TURBIDITY (NTU) READING	TURBIDITY CHANGE*	TEMPERATURE (degrees C) READING	TEMPERATURE CHANGE*	PUMPING RATE (ml/min)	DEPTH TO WATER (ft below TOC)
1705	X		6.26	NA	0.400	NA	41	NA	3.19	NA	2.92	NA	13.33	NA	250	167.63
1710	X	X	6.25	0.00	0.401	0.000	40	0.000	3.18	0.00	3.60	0.00	13.37	0.00	250	167.63
1720	~~X~~ STOP		6.28	0.00	0.402	0.000	109	0.000	3.47	0.00	3.67	0.00	13.58	0.00	250	167.63
~~1720~~	X			0.00		0.000		0.000		0.00		0.00		0.00		
				0.00		0.000		0.000		0.00		0.00		0.00		
				0.00		0.000		0.000		0.00		0.00		0.00		
				0.00		0.000		0.000		0.00		0.00		0.00		
				0.00		0.000		0.000		0.00		0.00		0.00		
				0.00		0.000		0.000		0.00		0.00		0.00		
				0.00		0.000		0.000		0.00		0.00		0.00		
				0.00		0.000		0.000		0.00		0.00		0.00		

COMMENTS:
1710 sampled 45 MW-

TEMPERATURE CORRECTION FACTOR °C	
MAKE/MODEL OF WQ METER: SERIAL #:	
MAKE/MODEL OF WQ METER: SERIAL #:	

Department Sanctioned Analytical Methods: pH (SM 4500-H+B), temp (SM 2550 B), spec. cond. (EPA 120.1), turbidity (EPA 180.1), DO (SM 4500-O G)

*INDICATOR PARAMETERS HAVE STABLIZED WHEN 3 CONSECUTIVE READINGS ARE WITHIN: ± 0.1 for pH; ± 3% for Specific Conductivity and Temperature; ± 10 mv for Redox Potential; and ± 10% for Dissolved Oxygen and Turbidity

LOW FLOW SAMPLING
DATA SHEET

SHEET 1 OF 2

SITE: LMC - GN
DATE: 4.28.16
WEATHER: Sun/clouds 60

CONSULTING FIRM: Tetra Tech (NJDEP Lab #10018)
FIELD PERSONNEL: R. Wagner

MONITOR WELL: 46 - MI
WELL DEPTH:
SCREENED/OPEN INTERVAL:
WELL PERMIT #:
WELL DIAMETER: 4 inches

PID/FID READINGS (ppm): BACKGROUND: / BENEATH OUTER CAP: / BENEATH INNER CAP: /

PUMP INTAKE DEPTH: ____ ft below TIC
DEPTH TO WATER BEFORE PUMP INSTALLATION : ____ ft below TIC
MAKE/MODEL OF PUMP: Dedicated SERIAL #:

TIME	PURGING	SAMPLING	pH (pH units) READING	pH CHANGE*	SPECIFIC CONDUCTIVITY (mS/cm) READING	SPECIFIC CONDUCTIVITY CHANGE*	REDOX POTENTIAL (mv) READING	REDOX POTENTIAL CHANGE*	DISSOLVED OXYGEN (mg/l) READING	DISSOLVED OXYGEN CHANGE*	TURBIDITY (NTU) READING	TURBIDITY CHANGE*	TEMPERATURE (degrees C) READING	TEMPERATURE CHANGE*	PUMPING RATE (ml/min)	DEPTH TO WATER (ft below TOC)
1217			Set up	NA	—	NA	—	NA	—	NA	—	NA	—	NA		148.99
1227	X		6.93	0.00	0.162	0.000	119	0.000	8.53	0.00	0.91	0.00	14.46	0.00	450	149.09
1230	X		6.78	0.00	0.165	0.000	128	0.000	4.00	0.00	0.05	0.00	12.98	0.00	450	149.09
1235	X		6.63	0.00	0.167	0.000	154	0.000	4.20	0.00	0.13	0.00	12.69	0.00	450	149.09
*1240	X		6.51	0.00	0.166	0.000	158	0.000	4.32	0.00	0.30	0.00	12.53	0.00	450	149.09
1245	X		6.56	0.00	0.165	0.000	167	0.000	4.79	0.00	0.41	0.00	12.51	0.00	450	149.09
1250	X		6.53	0.00	0.160	0.000	165	0.000	4.72	0.00	0.18	0.00	12.35	0.00	450	149.09
1255	X		6.55	0.00	0.159	0.000	166	0.000	4.79	0.00	0.09	0.00	12.41	0.00	450	149.04
1300	X		6.46	0.00	0.160	0.000	169	0.000	4.79	0.00	0.09	0.00	12.44	0.00	450	149.09
1305	X		6.46	0.00	0.160	0.000	172	0.000	4.74	0.00	0.08	0.00	12.43	0.00	450	149.04
1310	X	X	6.47	0.00	0.160	0.000	169	0.000	4.73	0.00	0.07	0.00	12.40	0.00	450	149.04

COMMENTS:
* 1.5 gallons to remove drop tube. @1240 MP-10H setting 110 psi 20/10

Tank Start 1500
End 750

Sampled @ 13:10

3.5 gallons

TEMPERATURE CORRECTION FACTOR °C:

MAKE/MODEL OF WQ METER: Horiba U52 SERIAL #: 029757

Department Sanctioned Analytical Methods: pH (SM 4500-H+B), temp (SM 2550 B), spec. cond. (EPA 120.1), turbidity (EPA 180.1), DO (SM 4500-O G)

*INDICATOR PARAMETERS HAVE STABLIZED WHEN 3 CONSECUTIVE READINGS ARE WITHIN: ± 0.1 for pH; ± 3% for Specific Conductivity and Temperature; ± 10 mv for Redox Potential; and ± 10% for Dissolved Oxygen and Turbidity

LOW FLOW SAMPLING
DATA SHEET

SITE: LWG GW
DATE: 4-28-16
WEATHER: SUN/CLOUDS 60

CONSULTING FIRM: Tetra Tech (NJDEP Lab #10018)
FIELD PERSONNEL: R. WAGNER

MONITOR WELL: 46 ~~MW~~ MI
WELL DEPTH: _____
SCREENED/OPEN INTERVAL: _____
WELL PERMIT #: _____
WELL DIAMETER: 4 Inches

PID/FID READINGS (ppm): BACKGROUND: _____
BENEATH OUTER CAP: _____
BENEATH INNER CAP: _____

PUMP INTAKE DEPTH: _____ ft below TIC
DEPTH TO WATER BEFORE PUMP INSTALLATION : _____ ft below TIC
MAKE/MODEL OF PUMP: DEDICATED SERIAL #: _____

TIME	PURGING	SAMPLING	pH (pH units) READING	pH CHANGE*	SPECIFIC CONDUCTIVITY (mS/cm) READING	SPECIFIC CONDUCTIVITY CHANGE*	REDOX POTENTIAL (mv) READING	REDOX POTENTIAL CHANGE*	DISSOLVED OXYGEN (mg/l) READING	DISSOLVED OXYGEN CHANGE*	TURBIDITY (NTU) READING	TURBIDITY CHANGE*	TEMPERATURE (degrees C) READING	TEMPERATURE CHANGE*	PUMPING RATE (ml/min)	DEPTH TO WATER (ft below TOC)
1318	1051		6.48	NA	0.161	NA	170	NA	4.75	NA	0.06	NA	12.41	NA	450	142.04
				0.00		0.000		0.000		0.00		0.00		0.00		
				0.00		0.000		0.000		0.00		0.00		0.00		
				0.00		0.000		0.000		0.00		0.00		0.00		
				0.00		0.000		0.000		0.00		0.00		0.00		
				0.00		0.000		0.000		0.00		0.00		0.00		
				0.00		0.000		0.000		0.00		0.00		0.00		
				0.00		0.000		0.000		0.00		0.00		0.00		
				0.00		0.000		0.000		0.00		0.00		0.00		
				0.00		0.000		0.000		0.00		0.00		0.00		
				0.00		0.000		0.000		0.00		0.00		0.00		

COMMENTS:

TEMPERATURE CORRECTION FACTOR °C	
MAKE/MODEL OF WQ METER: SERIAL #:	
MAKE/MODEL OF WQ METER: SERIAL #:	

Department Sanctioned Analytical Methods: pH (SM 4500-H+B), temp (SM 2550 B), spec. cond. (EPA 120.1), turbidity (EPA 180.1), DO (SM 4500-O G)

*INDICATOR PARAMETERS HAVE STABLIZED WHEN 3 CONSECUTIVE READINGS ARE WITHIN: ± 0.1 for pH; ± 3% for Specific Conductivity and Temperature; ± 10 mv for Redox Potential; and ± 10% for Dissolved Oxygen and Turbidity

LOW FLOW SAMPLING
DATA SHEET

SHEET 1 OF 2

SITE: LMC - GN
DATE: 4.28.16
WEATHER: Sun/overcast 60's

CONSULTING FIRM: Tetra Tech (NJDEP Lab #10018)
FIELD PERSONNEL: R. Wagner

MONITOR WELL: 46 ML
WELL DEPTH:
SCREENED/OPEN INTERVAL:
WELL PERMIT #:
WELL DIAMETER: 4" Inches

PID/FID READINGS (ppm): BACKGROUND: –
BENEATH OUTER CAP: –
BENEATH INNER CAP: –

PUMP INTAKE DEPTH: ____ ft below TIC
DEPTH TO WATER BEFORE PUMP INSTALLATION: 150.05 ft below TIC
MAKE/MODEL OF PUMP: Dedicated SERIAL #:

TIME	PURGING	SAMPLING	pH (pH units) READING	pH CHANGE*	SPECIFIC CONDUCTIVITY (mS/cm) READING	SPECIFIC CONDUCTIVITY CHANGE*	REDOX POTENTIAL (mv) READING	REDOX POTENTIAL CHANGE*	DISSOLVED OXYGEN (mg/l) READING	DISSOLVED OXYGEN CHANGE*	TURBIDITY (NTU) READING	TURBIDITY CHANGE*	TEMPERATURE (degrees C) READING	TEMPERATURE CHANGE*	PUMPING RATE (ml/min)	DEPTH TO WATER (ft below TOC)
1100			Setup	NA		NA		NA		NA		NA		NA		150.05
1105	x		8.37	0.00	0.239	0.000	75	0.000	6.86	0.00	0.42	0.00	13.97	0.00	250	150.09
1110	x			0.00	/	0.000	/	0.000	/	0.00	/	0.00	missed	0.00	250	150.09
1115	x		Missed	0.00	/	0.000	/	0.000	/	0.00	/	0.00	missed	0.00	250	150.09
1120	x		6.97	0.00	0.125	0.000	123	0.000	4.69	0.00	0.67	0.00	13.64	0.00	250	150.09
1125	x		6.53	0.00	0.099	0.000	153	0.000	2.27	0.00	0.09	0.00	12.88	0.00	250	150.09
1130	x		6.58	0.00	0.096	0.000	158	0.000	2.35	0.00	0.16	0.00	12.79	0.00	250	150.09
* 1135	x		6.58	0.00	0.094	0.000	158	0.000	2.33	0.00	0.14	0.00	12.75	0.00	250	150.09
1140	x		6.58	0.00	0.094	0.000	156	0.000	2.57	0.00	0.21	0.00	12.62	0.00	250	150.09
1145	x		6.56	0.00	0.093	0.000	159	0.000	2.50	0.00	1.74	0.00	12.60	0.00	250	150.09
1150	x		6.49	0.00	0.093	0.000	159	0.000	2.80	0.00	5.75	0.00	12.56	0.00	250	150.09

COMMENTS:
MP-10H Setting @ ~~125~~ 90 psi 20/10 (would not produce water @ 125 psi ?)
Sampled @ 12:00
Tank Start 1900 End 1500
* Drop tube 2.1 gallons Removed @ 1135
4.5 Gallons

TEMPERATURE CORRECTION FACTOR °C:
MAKE/MODEL OF WQ METER: Lamotte 2020 SERIAL #: AV2738
MAKE/MODEL OF WQ METER: Horiba U52 SERIAL #: 029757

Department Sanctioned Analytical Methods: pH (SM 4500-H+B), temp (SM 2550 B), spec. cond. (EPA 120.1), turbidity (EPA 180.1), DO (SM 4500-O G)

*INDICATOR PARAMETERS HAVE STABLIZED WHEN 3 CONSECUTIVE READINGS ARE WITHIN: ± 0.1 for pH; ± 3% for Specific Conductivity and Temperature; ± 10 mv for Redox Potential; and ± 10% for Dissolved Oxygen and Turbidity

LOW FLOW SAMPLING
DATA SHEET

SITE: LMC-GP
DATE: 4.28.12
WEATHER: Sun 60's Calm

CONSULTING FIRM: Tetra Tech (NJDEP Lab #10018)
FIELD PERSONNEL: R. Wagner

MONITOR WELL: 40-ML
WELL DEPTH: _____
SCREENED/OPEN INTERVAL: _____
WELL PERMIT #: _____
WELL DIAMETER: 4 Inches

PID/FID READINGS (ppm): BACKGROUND: _____
BENEATH OUTER CAP: _____
BENEATH INNER CAP: _____

PUMP INTAKE DEPTH: _____ ft below TIC
DEPTH TO WATER BEFORE PUMP INSTALLATION : _____ ft below TIC
MAKE/MODEL OF PUMP: _____ SERIAL #: _____

TIME	PURGING	SAMPLING	pH (pH units)		SPECIFIC CONDUCTIVITY (mS/cm)		REDOX POTENTIAL (mv)		DISSOLVED OXYGEN (mg/l)		TURBIDITY (NTU)		TEMPERATURE (degrees C)		PUMPING RATE (ml/min)	DEPTH TO WATER (ft below TOC)
			READING	CHANGE*	READING	CHANGE*	READING	CHANGE*	READING	CHANGE*	READING	CHANGE*	READING	CHANGE*		
1155	x		6.48	NA	0.093	NA	163	NA	2.79	NA	5.25	NA	12.75	NA	250	150.09
1200	x	x	6.46	0.00	0.093	0.000	166	0.000	2.81	0.00	5.54	0.00	12.72	0.00	250	150.09
				0.00		0.000		0.000		0.00		0.00		0.00		
1210	Post		6.46	0.00	0.093	0.000	166	0.000	2.88	0.00	5.73	0.00	12.69	0.00	250	150.09
				0.00		0.000		0.000		0.00		0.00		0.00		
				0.00		0.000		0.000		0.00		0.00		0.00		
				0.00		0.000		0.000		0.00		0.00		0.00		
				0.00		0.000		0.000		0.00		0.00		0.00		
				0.00		0.000		0.000		0.00		0.00		0.00		
				0.00		0.000		0.000		0.00		0.00		0.00		
				0.00		0.000		0.000		0.00		0.00		0.00		

COMMENTS:

TEMPERATURE CORRECTION FACTOR °C	
MAKE/MODEL OF WQ METER: SERIAL #:	
MAKE/MODEL OF WQ METER: SERIAL #:	

Department Sanctioned Analytical Methods: pH (SM 4500-H+B), temp (SM 2550 B), spec. cond. (EPA 120.1), turbidity (EPA 180.1), DO (SM 4500-O G)

*INDICATOR PARAMETERS HAVE STABLIZED WHEN 3 CONSECUTIVE READINGS ARE WITHIN: ± 0.1 for pH; ± 3% for Specific Conductivity and Temperature; ± 10 mv for Redox Potential; and ± 10% for Dissolved Oxygen and Turbidity

LOW FLOW SAMPLING
DATA SHEET

SHEET 1 OF 2

SITE: LMC-Great Neck
DATE: 4/28/16
WEATHER: P. Cloudy 61°F

CONSULTING FIRM: Tetra Tech (NJDEP Lab #10018)
FIELD PERSONNEL: Alex

MONITOR WELL: MW-49 MI
WELL DEPTH:
SCREENED/OPEN INTERVAL:
WELL PERMIT #:
WELL DIAMETER: 4 Inches

PID/FID READINGS (ppm):
BACKGROUND:
BENEATH OUTER CAP:
BENEATH INNER CAP:

PUMP INTAKE DEPTH: ____ ft below TIC
DEPTH TO WATER BEFORE PUMP INSTALLATION: 78.22 ft below TIC
MAKE/MODEL OF PUMP: Marshalk SERIAL #: 5602

TIME	PURGING	SAMPLING	pH (pH units) READING	pH CHANGE*	SPECIFIC CONDUCTIVITY (mS/cm) READING	SPECIFIC CONDUCTIVITY CHANGE*	REDOX POTENTIAL (mv) READING	REDOX POTENTIAL CHANGE*	DISSOLVED OXYGEN (mg/l) READING	DISSOLVED OXYGEN CHANGE*	TURBIDITY (NTU) READING	TURBIDITY CHANGE*	TEMPERATURE (degrees C) READING	TEMPERATURE CHANGE*	PUMPING RATE (ml/min)	DEPTH TO WATER (ft below TOC)
1125			Setup	NA		NA		NA		NA		NA		NA		78.24
1145	X		6.43	0.00	0.300	0.000	186	0.000	0.27	0.00	13.8	0.00	16.30	0.00	240	78.24
1150	X		6.35	0.00	0.299	0.000	191	0.000	0.20	0.00	9.66	0.00	16.52	0.00	240	78.24
1155	X		6.28	0.00	0.299	0.000	194	0.000	0.14	0.00	7.59	0.00	16.19	0.00	240	78.24
1200	X		6.31	0.00	0.299	0.000	197	0.000	0.36	0.00	7.13	0.00	16.91	0.00	240	78.24
1205	X		6.33	0.00	0.300	0.000	199	0.000	0.74	0.00	6.41	0.00	17.20	0.00	240	78.24
1210	X		6.31	0.00	0.299	0.000	202	0.000	0.56	0.00	6.48	0.00	16.31	0.00	240	78.24
1215			Switch	Nitrogen	Tanks	0.000		0.000		0.00		0.00		0.00		
1220	X		6.29	0.00	0.299	0.000	206	0.000	0.58	0.00	4.46	0.00	16.05	0.00	240	78.24
1225	X		6.24	0.00	0.298	0.000	204	0.000	0.36	0.00	5.22	0.00	16.01	0.00	240	78.24
1230	X		6.28	0.00	0.297	0.000	208	0.000	0.29	0.00	5.61	0.00	15.98	0.00	240	78.24

COMMENTS:

TEMPERATURE CORRECTION FACTOR °C	
MAKE/MODEL OF WQ METER: U-52 SERIAL #:	21275
MAKE/MODEL OF WQ METER: LaMotte SERIAL #:	14668

~VOL of Drop Tube (1.75 gal) purged
@12.5 @ 7.5 psi: 60
Total Vol Purged: ~5 gal

Department Sanctioned Analytical Methods: pH (SM 4500-H+B), temp (SM 2550 B), spec. cond. (EPA 120.1), turbidity (EPA 180.1), DO (SM 4500-O G)

*INDICATOR PARAMETERS HAVE STABLIZED WHEN 3 CONSECUTIVE READINGS ARE WITHIN: ± 0.1 for pH; ± 3% for Specific Conductivity and Temperature; ± 10 mv for Redox Potential; and ± 10% for Dissolved Oxygen and Turbidity

LOW FLOW SAMPLING
DATA SHEET

SITE:
DATE: 4/28/16
WEATHER

CONSULTING FIRM: Tetra Tech (NJDEP Lab #10018)
FIELD PERSONNEL:

MONITOR WELL: MW-49MT
WELL DEPTH:
SCREENED/OPEN INTERVAL:
WELL PERMIT #:
WELL DIAMETER: Inches

PID/FID READINGS (ppm): BACKGROUND:
BENEATH OUTER CAP:
BENEATH INNER CAP:

PUMP INTAKE DEPTH: ft below TIC
DEPTH TO WATER BEFORE PUMP INSTALLATION : ft below TIC
MAKE/MODEL OF PUMP: SERIAL #:

TIME	PURGING	SAMPLING	pH (pH units) READING	pH CHANGE*	SPECIFIC CONDUCTIVITY (mS/cm) READING	SPECIFIC CONDUCTIVITY CHANGE*	REDOX POTENTIAL (mv) READING	REDOX POTENTIAL CHANGE*	DISSOLVED OXYGEN (mg/l) READING	DISSOLVED OXYGEN CHANGE*	TURBIDITY (NTU) READING	TURBIDITY CHANGE*	TEMPERATURE (degrees C) READING	TEMPERATURE CHANGE*	PUMPING RATE (ml/min)	DEPTH TO WATER (ft below TOC)
1235	X		6.22	NA	0.298	NA	207	NA	0.37	NA	15.31	NA	16.09	NA	240	78.24
1240		X		0.00		0.000		0.000		0.00		0.00		0.00		
1300		X	6.23	0.00	0.297	0.000	210	0.000	0.31	0.00	4.16	0.00	16.25	0.00	240	78.24
				0.00		0.000		0.000		0.00		0.00		0.00		
				0.00		0.000		0.000		0.00		0.00		0.00		
				0.00		0.000		0.000		0.00		0.00		0.00		
				0.00		0.000		0.000		0.00		0.00		0.00		
				0.00		0.000		0.000		0.00		0.00		0.00		
				0.00		0.000		0.000		0.00		0.00		0.00		
				0.00		0.000		0.000		0.00		0.00		0.00		
				0.00		0.000		0.000		0.00		0.00		0.00		

COMMENTS:

pH Smp: time 1330
Temp 19.36
pH 7.04

TEMPERATURE CORRECTION FACTOR °C	
MAKE/MODEL OF WQ METER: SERIAL #:	
MAKE/MODEL OF WQ METER: SERIAL #:	

Department Sanctioned Analytical Methods: pH (SM 4500-H+B), temp (SM 2550 B), spec. cond. (EPA 120.1), turbidity (EPA 180.1), DO (SM 4500-O G)

*INDICATOR PARAMETERS HAVE STABLIZED WHEN 3 CONSECUTIVE READINGS ARE WITHIN: ± 0.1 for pH; ± 3% for Specific Conductivity and Temperature; ± 10 mv for Redox Potential; and ± 10% for Dissolved Oxygen and Turbidity

LOW FLOW SAMPLING
DATA SHEET

SHEET 1 OF 2

SITE:
DATE: 4/28/16
WEATHER Sunny 60°F

CONSULTING FIRM: Tetra Tech (NJDEP Lab #10018)
FIELD PERSONNEL: A.Kelly

MONITOR WELL MW-49ML
WELL DEPTH:
SCREENED/OPEN INTERVAL:
WELL PERMIT #:
WELL DIAMETER: 4 Inches

PID/FID READINGS (ppm): BACKGROUND: \
BENEATH OUTER CAP: \
BENEATH INNER CAP: \

PUMP INTAKE DEPTH: ____ ft below TIC
DEPTH TO WATER BEFORE PUMP INSTALLATION: 78.27 ft below TIC
MAKE/MODEL OF PUMP: Marsstone SERIAL #: 115995

TIME	PURGING	SAMPLING	pH (pH units) READING	pH CHANGE*	SPECIFIC CONDUCTIVITY (mS/cm) READING	SPECIFIC CONDUCTIVITY CHANGE*	REDOX POTENTIAL (mv) READING	REDOX POTENTIAL CHANGE*	DISSOLVED OXYGEN (mg/l) READING	DISSOLVED OXYGEN CHANGE*	TURBIDITY (NTU) READING	TURBIDITY CHANGE*	TEMPERATURE (degrees C) READING	TEMPERATURE CHANGE*	PUMPING RATE (ml/min)	DEPTH TO WATER (ft below TOC)
0945			Setup	NA		NA		NA		NA		NA		NA	•	79.29
1000	x		6.95	0.00	0.153	0.000	-62	0.000	0.09	0.00	11.3	0.00	15.24	0.00	325	78.23
1005	x		6.54	0.00	0.124	0.000	16	0.000	0.00	0.00	11.2	0.00	15.45	0.00	325	78.23
1010	x		6.37	0.00	0.120	0.000	65	0.000	0.00	0.00	23.7	0.00	15.98	0.00	325	78.23
1015	x		6.23	0.00	0.118	0.000	72	0.000	0.00	0.00	55.5	0.00	15.80	0.00	325	78.23
* 1020	X		6.17	0.00	0.119	0.000	89	0.000	0.00	0.00	54.4	0.00	15.67	0.00	325	78.23
1025	x		6.06	0.00	0.129	0.000	125	0.000	0.00	0.00	61.7	0.00	15.56	0.00	325	78.23
1030	x		6.03	0.00	0.133	0.000	143	0.000	2.95	0.00	73.4	0.00	15.55	0.00	325	78.23
1035	x		6.00	0.00	0.135	0.000	154	0.000	3.13	0.00	86.6	0.00	15.67	0.00	325	78.23
1040	x		6.01	0.00	0.135	0.000	160	0.000	3.17	0.00	54.9	0.00	15.67	0.00	325	78.23
1045	x		5.97	0.00	0.137	0.000	166	0.000	3.27	0.00	69.1	0.00	15.67	0.00	325	78.23

COMMENTS:
* Vol in Drop Tube (~2.5 gal) Purged

pH Bump Time 1120 pH 7.04 Temp 18.67

TEMPERATURE CORRECTION FACTOR °C	
MAKE/MODEL OF WQ METER: YSI SERIAL #:	21275
MAKE/MODEL OF WQ METER: LaMotte SERIAL #:	19665

R 10 D 5 P5 ≥ 60

Department Sanctioned Analytical Methods: pH (SM 4500-H+B), temp (SM 2550 B), spec. cond. (EPA 120.1), turbidity (EPA 180.1), DO (SM 4500-O G)

*INDICATOR PARAMETERS HAVE STABLIZED WHEN 3 CONSECUTIVE READINGS ARE WITHIN: ± 0.1 for pH; ± 3% for Specific Conductivity and Temperature; ± 10 mv for Redox Potential; and ± 10% for Dissolved Oxygen and Turbidity

LOW FLOW SAMPLING
DATA SHEET

SITE: LMC-Great Neck
DATE: 4/28/16
WEATHER

CONSULTING FIRM: Tetra Tech (NJDEP Lab #10018)
FIELD PERSONNEL: A. Kelly

MONITOR WELL: MW-49ML
WELL DEPTH:
SCREENED/OPEN INTERVAL:
WELL PERMIT #:
WELL DIAMETER: 4 Inches

PID/FID READINGS (ppm):
BACKGROUND:
BENEATH OUTER CAP:
BENEATH INNER CAP:

PUMP INTAKE DEPTH: ____ ft below TIC
DEPTH TO WATER BEFORE PUMP INSTALLATION: 78.23 ft below TIC
MAKE/MODEL OF PUMP: Masterflex SERIAL #: [redacted]

TIME	PURGING	SAMPLING	pH (pH units) READING	pH CHANGE*	SPECIFIC CONDUCTIVITY (mS/cm) READING	SPECIFIC CONDUCTIVITY CHANGE*	REDOX POTENTIAL (mv) READING	REDOX POTENTIAL CHANGE*	DISSOLVED OXYGEN (mg/l) READING	DISSOLVED OXYGEN CHANGE*	TURBIDITY (NTU) READING	TURBIDITY CHANGE*	TEMPERATURE (degrees C) READING	TEMPERATURE CHANGE*	PUMPING RATE (ml/min)	DEPTH TO WATER (ft below TOC)
1050	✓		5.98	NA	0.138	NA	173	NA	3.47	NA	60.6	NA	15.74	NA	325	78.23
1055	x		5.94	0.00	0.139	0.000	175	0.000	3.49	0.00	60.3	0.00	15.82	0.00	325	78.23
1100	x		5.98	0.00	0.138	0.000	178	0.000	3.51	0.00	58.4	0.00	15.84	0.00	325	78.23
1105		X		0.00		0.000		0.000		0.00		0.00		0.00		
1115	Post		5.97	0.00	0.139	0.000	181	0.000	3.55	0.00	53.9	0.00	15.49	0.00	325	78.23
				0.00		0.000		0.000		0.00		0.00		0.00		
				0.00		0.000		0.000		0.00		0.00		0.00		
				0.00		0.000		0.000		0.00		0.00		0.00		
				0.00		0.000		0.000		0.00		0.00		0.00		
				0.00		0.000		0.000		0.00		0.00		0.00		
				0.00		0.000		0.000		0.00		0.00		0.00		

COMMENTS:

TEMPERATURE CORRECTION FACTOR °C:
MAKE/MODEL OF WQ METER: U-52 SERIAL #: 21275
MAKE/MODEL OF WQ METER: LaMotte SERIAL #: 19665

Total VOL Purged: ~6.5 gal

Department Sanctioned Analytical Methods: pH (SM 4500-H+B), temp (SM 2550 B), spec. cond. (EPA 120.1), turbidity (EPA 180.1), DO (SM 4500-O G)

*INDICATOR PARAMETERS HAVE STABLIZED WHEN 3 CONSECUTIVE READINGS ARE WITHIN: ± 0.1 for pH; ± 3% for Specific Conductivity and Temperature; ± 10 mv for Redox Potential; and ± 10% for Dissolved Oxygen and Turbidity

LOW FLOW SAMPLING
DATA SHEET

SHEET 1 OF 2

SITE: LMC - Great Neck
DATE: 4/27/16
WEATHER: Sunny 65°F

CONSULTING FIRM: Tetra Tech (NJDEP Lab #10018)
FIELD PERSONNEL: A.W. Kelly

MONITOR WELL: MW-51M2
WELL DEPTH: 208
SCREENED/OPEN INTERVAL:
WELL PERMIT #:
WELL DIAMETER: 4 Inches

PID/FID READINGS (ppm): BACKGROUND: / BENEATH OUTER CAP: / BENEATH INNER CAP: /

PUMP INTAKE DEPTH: ____ ft below TIC
DEPTH TO WATER BEFORE PUMP INSTALLATION: 108.82 ft below TIC
MAKE/MODEL OF PUMP: Dedicated SERIAL #: LMC 0003

TIME	PURGING	SAMPLING	pH (pH units) READING	pH CHANGE*	SPECIFIC CONDUCTIVITY (mS/cm) READING	SPECIFIC CONDUCTIVITY CHANGE*	REDOX POTENTIAL (mv) READING	REDOX POTENTIAL CHANGE*	DISSOLVED OXYGEN (mg/l) READING	DISSOLVED OXYGEN CHANGE*	TURBIDITY (NTU) READING	TURBIDITY CHANGE*	TEMPERATURE (degrees C) READING	TEMPERATURE CHANGE*	PUMPING RATE (ml/min)	DEPTH TO WATER (ft below TOC)
1315	x			NA		NA		NA		NA		NA		NA	200	108.82
1520	x		7.31	0.00	0.416	0.000	163	0.000	9.02	0.00	0.48	0.00	18.32	0.00	200	108.82
1525	x		7.54	0.00	0.785	0.000	208	0.000	7.65	0.00	1.13	0.00	15.88	0.00	200	108.82
1530	x		7.55	0.00	0.797	0.000	216	0.000	1.46	0.00	1.79	0.00	15.64	0.00	200	108.82
1535	x		7.06	0.00	0.812	0.000	243	0.000	0.00	0.00	0.49	0.00	14.60	0.00	200	108.82
1540	x		6.88	0.00	0.811	0.000	279	0.000	0.18	0.00	0.72	0.00	14.48	0.00	200	108.82
1545	x		6.85	0.00	0.844	0.000	265	0.000	1.45	0.00	0.60	0.00	14.24	0.00	200	108.82
1550	x		6.82	0.00	0.847	0.000	258	0.000	1.57	0.00	0.39	0.00	14.30	0.00	200	108.82
1555	x		6.80	0.00	0.848	0.000	254	0.000	1.63	0.00	0.43	0.00	14.26	0.00	200	108.82
1600	x		6.71	0.00	0.849	0.000	251	0.000	1.79	0.00	0.31	0.00	14.18	0.00	200	108.82
1605	x		6.76	0.00	0.846	0.000	248	0.000	1.57	0.00	0.28	0.00	14.30	0.00	200	108.82

COMMENTS: MW-51M2 - XX Sampled @ 1625

TEMPERATURE CORRECTION FACTOR °C	
MAKE/MODEL OF WQ METER: U-52 SERIAL #:	21275
MAKE/MODEL OF WQ METER: LaMotte SERIAL #:	A02738

Vol of Drop Tube (~1.5) purged
Total Vol purged: ~4.5 gal
R 22008 DST 80

Department Sanctioned Analytical Methods: pH (SM 4500-H+B), temp (SM 2550 B), spec. cond. (EPA 120.1), turbidity (EPA 180.1), DO (SM 4500-O G)

*INDICATOR PARAMETERS HAVE STABLIZED WHEN 3 CONSECUTIVE READINGS ARE WITHIN: ± 0.1 for pH; ± 3% for Specific Conductivity and Temperature; ± 10 mv for Redox Potential; and ± 10% for Dissolved Oxygen and Turbidity

LOW FLOW SAMPLING
DATA SHEET

SITE: LMC-Great Neck
DATE: 4/28/16
WEATHER: Sunny, 65°F

CONSULTING FIRM: Tetra Tech (NJDEP Lab #10018)
FIELD PERSONNEL: A. Vella

MONITOR WELL: MW-51MI
WELL DEPTH: 208
SCREENED/OPEN INTERVAL:
WELL PERMIT #:
WELL DIAMETER: 4 inches

PID/FID READINGS (ppm): BACKGROUND:
BENEATH OUTER CAP:
BENEATH INNER CAP:

PUMP INTAKE DEPTH: ____ ft below TIC
DEPTH TO WATER BEFORE PUMP INSTALLATION: 108.12 ft below TIC
MAKE/MODEL OF PUMP: Geotech SERIAL #: LMC-BPQ2

TIME	PURGING	SAMPLING	pH (pH units) READING	pH CHANGE*	SPECIFIC CONDUCTIVITY (mS/cm) READING	SPECIFIC CONDUCTIVITY CHANGE*	REDOX POTENTIAL (mv) READING	REDOX POTENTIAL CHANGE*	DISSOLVED OXYGEN (mg/l) READING	DISSOLVED OXYGEN CHANGE*	TURBIDITY (NTU) READING	TURBIDITY CHANGE*	TEMPERATURE (degrees C) READING	TEMPERATURE CHANGE*	PUMPING RATE (ml/min)	DEPTH TO WATER (ft below TOC)
1618	X		6.76	NA	0.845	NA	248	NA	1.67	NA	0.35	NA	14.83	NA	200	108.8<
1618	X		6.77	0.00	0.843	0.000	248	0.000	1.82	0.00	0.16	0.00	14.80	0.00	200	108.82
1620	X		6.77	0.00	0.841	0.000	248	0.000	1.73	0.00	0.23	0.00	14.79	0.00	200	108.82
1625		X		0.00		0.000		0.000		0.00		0.00		0.00		
1635	Post		6.75	0.00	0.840	0.000	245	0.000	1.69	0.00	0.19	0.00	14.52	0.00	200	108.82
				0.00		0.000		0.000		0.00		0.00		0.00		
				0.00		0.000		0.000		0.00		0.00		0.00		
				0.00		0.000		0.000		0.00		0.00		0.00		
				0.00		0.000		0.000		0.00		0.00		0.00		
				0.00		0.000		0.000		0.00		0.00		0.00		
				0.00		0.000		0.000		0.00		0.00		0.00		

COMMENTS:

pH Bump Time 1640
Temp 18.93
pH 7.08

TEMPERATURE CORRECTION FACTOR °C	
MAKE/MODEL OF WQ METER: U-52	SERIAL #: 21275
MAKE/MODEL OF WQ METER: LaMotte	SERIAL #: A02738

Department Sanctioned Analytical Methods: pH (SM 4500-H+B), temp (SM 2550 B), spec. cond. (EPA 120.1), turbidity (EPA 180.1), DO (SM 4500-O G)

*INDICATOR PARAMETERS HAVE STABLIZED WHEN 3 CONSECUTIVE READINGS ARE WITHIN: ± 0.1 for pH; ± 3% for Specific Conductivity and Temperature; ± 10 mv for Redox Potential; and ± 10% for Dissolved Oxygen and Turbidity

LOW FLOW SAMPLING
DATA SHEET

SHEET 1 OF 1

SITE: LMC-Great Neck
DATE: 4/27/16
WEATHER: Sunny 65°F

CONSULTING FIRM: Tetra Tech (NJDEP Lab #10018)
FIELD PERSONNEL: A. Kelly

MONITOR WELL: MW-51ML
WELL DEPTH: 347
SCREENED/OPEN INTERVAL:
WELL PERMIT #:
WELL DIAMETER: 6 inches

PID/FID READINGS (ppm): BACKGROUND:
BENEATH OUTER CAP:
BENEATH INNER CAP:

PUMP INTAKE DEPTH: ____ ft below TIC
DEPTH TO WATER BEFORE PUMP INSTALLATION: 108.71 ft below TIC
MAKE/MODEL OF PUMP: QED Bladder Pump SERIAL #: LMC BP 03

TIME	PURGING	SAMPLING	pH (pH units) READING	pH CHANGE*	SPECIFIC CONDUCTIVITY (mS/cm) READING	SPECIFIC CONDUCTIVITY CHANGE*	REDOX POTENTIAL (mv) READING	REDOX POTENTIAL CHANGE*	DISSOLVED OXYGEN (mg/l) READING	DISSOLVED OXYGEN CHANGE*	TURBIDITY (NTU) READING	TURBIDITY CHANGE*	TEMPERATURE (degrees C) READING	TEMPERATURE CHANGE*	PUMPING RATE (ml/min)	DEPTH TO WATER (ft below TOC)
1650	x			NA		NA		NA		NA		NA		NA	350	108.71
1655	x		7.34	0.00	0.150	0.000	197	0.000	6.81	0.00	0.30	0.00	15.28	0.00	350	108.71
1700	x		6.87	0.00	0.159	0.000	263	0.000	0.08	0.00	0.35	0.00	14.19	0.00	350	108.71
1705	x		6.90	0.00	0.146	0.000	261	0.000	0.04	0.00	0.26	0.00	14.20	0.00	350	108.71
1710	x		6.97	0.00	0.146	0.000	252	0.000	0.23	0.00	0.39	0.00	14.18	0.00	350	108.71
1715	x		6.96	0.00	0.147	0.000	252	0.000	1.92	0.00	0.85	0.00	14.00	0.00	350	108.71
1720	x		6.93	0.00	0.149	0.000	249	0.000	3.29	0.00	0.73	0.00	14.16	0.00	350	108.71
1725	x		6.90	0.00	0.149	0.000	254	0.000	3.54	0.00	0.67	0.00	14.07	0.00	350	108.71
1730	x		6.89	0.00	0.150	0.000	249	0.000	3.61	0.00	0.58	0.00	14.17	0.00	350	108.79
1735	x		6.82	0.00	0.147	0.000	251	0.000	3.68	0.00	0.43	0.00	14.03	0.00	350	108.79
1750	x	x	6.80	0.00	0.145	0.000	250	0.000	3.82	0.00	0.26	0.00	14.03	0.00	350	108.79

COMMENTS:
MW-51ML-XX Sampled @ 1740

\# VOL of D.P. Tubing (~2 gal) purged
Total VOL Purged: 5 gal
K22 D8 PSI ± 80

pH Bump Time 1808
Temp 18.45
pH 7.11

TEMPERATURE CORRECTION FACTOR °C:
MAKE/MODEL OF WQ METER: U-52 SERIAL #: 21275
MAKE/MODEL OF WQ METER: LaMotte SERIAL #: A02738

Department Sanctioned Analytical Methods: pH (SM 4500-H+B), temp (SM 2550 B), spec. cond. (EPA 120.1), turbidity (EPA 180.1), DO (SM 4500-O G)

*INDICATOR PARAMETERS HAVE STABLIZED WHEN 3 CONSECUTIVE READINGS ARE WITHIN: ± 0.1 for pH; ± 3% for Specific Conductivity and Temperature; ± 10 mv for Redox Potential; and ± 10% for Dissolved Oxygen and Turbidity

LOW FLOW SAMPLING
DATA SHEET

SHEET 1 OF 1

SITE: LMC - GN
DATE: 4/29/16
WEATHER: Cloudy, 50°F

CONSULTING FIRM: Tetra Tech (NJDEP Lab #10018)
FIELD PERSONNEL: Jon Byl

MONITOR WELL: N1509q
WELL DEPTH: NA
SCREENED/OPEN INTERVAL:
WELL PERMIT #:
WELL DIAMETER: NA inches

PID/FID READINGS (ppm): BACKGROUND: / BENEATH OUTER CAP: / BENEATH INNER CAP: /

PUMP INTAKE DEPTH: NA ft below TIC
DEPTH TO WATER BEFORE PUMP INSTALLATION: NA ft below TIC
MAKE/MODEL OF PUMP: — SERIAL #: —

TIME	PURGING	SAMPLING	pH (pH units) READING	pH CHANGE*	SPECIFIC CONDUCTIVITY (mS/cm) READING	SPECIFIC CONDUCTIVITY CHANGE*	REDOX POTENTIAL (mv) READING	REDOX POTENTIAL CHANGE*	DISSOLVED OXYGEN (mg/l) READING	DISSOLVED OXYGEN CHANGE*	TURBIDITY (NTU) READING	TURBIDITY CHANGE*	TEMPERATURE (degrees C) READING	TEMPERATURE CHANGE*	PUMPING RATE (ml/min)	DEPTH TO WATER (ft below TOC)
0936	x		7.82	NA	0.241	NA	117	NA	8.26	NA	4.58	NA	14.22	NA	1050	NA
0938		x		0.00		0.000		0.000		0.00		0.00		0.00		
				0.00		0.000		0.000		0.00		0.00		0.00		
				0.00		0.000		0.000		0.00		0.00		0.00		
				0.00		0.000		0.000		0.00		0.00		0.00		
				0.00		0.000		0.000		0.00		0.00		0.00		
				0.00		0.000		0.000		0.00		0.00		0.00		
				0.00		0.000		0.000		0.00		0.00		0.00		
				0.00		0.000		0.000		0.00		0.00		0.00		
				0.00		0.000		0.000		0.00		0.00		0.00		

COMMENTS: Pump offline upon arrival
- ~~[illegible]~~

Pump ON: 0922
Sample port open: 0930
Sample: 0938
Pump off: 0940

TEMPERATURE CORRECTION FACTOR °C	
MAKE/MODEL OF WQ METER: Horiba U-52 SERIAL #:	21154
MAKE/MODEL OF WQ METER: LaMotte 2020 SERIAL #:	034025

Department Sanctioned Analytical Methods: pH (SM 4500-H+B), temp (SM 2550 B), spec. cond. (EPA 120.1), turbidity (EPA 180.1), DO (SM 4500-O G)

*INDICATOR PARAMETERS HAVE STABLIZED WHEN 3 CONSECUTIVE READINGS ARE WITHIN: ± 0.1 for pH; ± 3% for Specific Conductivity and Temperature; ± 10 mv for Redox Potential; and ± 10% for Dissolved Oxygen and Turbidity

LOW FLOW SAMPLING
DATA SHEET

SHEET 1 OF 1

SITE: LMC-GN
DATE: 4/29/16
WEATHER: Cloudy, 50's

CONSULTING FIRM: Tetra Tech (NJDEP Lab #10018)
FIELD PERSONNEL: Jon Bryll

MONITOR WELL: N13000
WELL DEPTH: 417
SCREENED/OPEN INTERVAL:
WELL PERMIT #:
WELL DIAMETER: Inches

PID/FID READINGS (ppm): BACKGROUND: / BENEATH OUTER CAP: / BENEATH INNER CAP: /

PUMP INTAKE DEPTH: 267 ft below TIC
DEPTH TO WATER BEFORE PUMP INSTALLATION: NA ft below TIC
MAKE/MODEL OF PUMP: SERIAL #:

TIME	PURGING	SAMPLING	pH (pH units) READING	pH CHANGE*	SPECIFIC CONDUCTIVITY (mS/cm) READING	SPECIFIC CONDUCTIVITY CHANGE*	REDOX POTENTIAL (mv) READING	REDOX POTENTIAL CHANGE*	DISSOLVED OXYGEN (mg/l) READING	DISSOLVED OXYGEN CHANGE*	TURBIDITY (NTU) READING	TURBIDITY CHANGE*	TEMPERATURE (degrees C) READING	TEMPERATURE CHANGE*	PUMPING RATE (ml/min)	DEPTH TO WATER (ft below TOC)
1015	X		6.57	NA	0.270	NA	170	NA	8.55	NA	1.29	NA	12.82	NA	500 ~~1250~~	~~1~~ 30.3
1020	X	X		0.00		0.000		0.000		0.00		0.00		0.00		
				0.00		0.000		0.000		0.00		0.00		0.00		
				0.00		0.000		0.000		0.00		0.00		0.00		
				0.00		0.000		0.000		0.00		0.00		0.00		
				0.00		0.000		0.000		0.00		0.00		0.00		
				0.00		0.000		0.000		0.00		0.00		0.00		
				0.00		0.000		0.000		0.00		0.00		0.00		
				0.00		0.000		0.000		0.00		0.00		0.00		
				0.00		0.000		0.000		0.00		0.00		0.00		

COMMENTS: LANDFILL WELL #12 PUMP OFFLINE UPON ARRIVAL
0950: START PUMP
1000: OPEN SAMPLE PORT
1020: COLLECT SAMPLE

TEMPERATURE CORRECTION FACTOR °C	
MAKE/MODEL OF WQ METER: Horiba U-52 SERIAL #:	21154
MAKE/MODEL OF WQ METER: LaMotte 2020 SERIAL #:	034025

Department Sanctioned Analytical Methods: pH (SM 4500-H+B), temp (SM 2550 B), spec. cond. (EPA 120.1), turbidity (EPA 180.1), DO (SM 4500-O G)

*INDICATOR PARAMETERS HAVE STABLIZED WHEN 3 CONSECUTIVE READINGS ARE WITHIN: ± 0.1 for pH; ± 3% for Specific Conductivity and Temperature; ± 10 mv for Redox Potential; and ± 10% for Dissolved Oxygen and Turbidity

LOW FLOW SAMPLING
DATA SHEET

SHEET 1 OF 1

SITE: LMC - GREAT NECK
DATE: 4/29/16
WEATHER: CLOUDY 50°F

CONSULTING FIRM: Tetra Tech (NJDEP Lab #10018)
FIELD PERSONNEL: Jon Byik

MONITOR WELL: N-13821
WELL DEPTH: 345
SCREENED/OPEN INTERVAL:
WELL PERMIT #:
WELL DIAMETER: Inches

PID/FID READINGS (ppm): BACKGROUND: ____ BENEATH OUTER CAP: ____ BENEATH INNER CAP: ____

PUMP INTAKE DEPTH: 276.7 ft below TIC
DEPTH TO WATER BEFORE PUMP INSTALLATION : ____ ft below TIC
MAKE/MODEL OF PUMP: ____ SERIAL #: ____

TIME	PURGING	SAMPLING	pH (pH units) READING	pH CHANGE*	SPECIFIC CONDUCTIVITY (mS/cm) READING	SPECIFIC CONDUCTIVITY CHANGE*	REDOX POTENTIAL (mv) READING	REDOX POTENTIAL CHANGE*	DISSOLVED OXYGEN (mg/l) READING	DISSOLVED OXYGEN CHANGE*	TURBIDITY (NTU) READING	TURBIDITY CHANGE*	TEMPERATURE (degrees C) READING	TEMPERATURE CHANGE*	PUMPING RATE (ml/min)	DEPTH TO WATER (ft below TOC)
0957	X		6.75	NA	0.313	NA	162	NA	8.27	NA	0.34	NA	13.03	NA	1250	67'
1000		X		0.00		0.000		0.000		0.00		0.00		0.00		
				0.00		0.000		0.000		0.00		0.00		0.00		
				0.00		0.000		0.000		0.00		0.00		0.00		
				0.00		0.000		0.000		0.00		0.00		0.00		
				0.00		0.000		0.000		0.00		0.00		0.00		
				0.00		0.000		0.000		0.00		0.00		0.00		
				0.00		0.000		0.000		0.00		0.00		0.00		
				0.00		0.000		0.000		0.00		0.00		0.00		
				0.00		0.000		0.000		0.00		0.00		0.00		

COMMENTS: WAGON WELL #14

PUMP ON UPON ARRIVAL
0952: OPEN SAMPLE PORT
1000 COLLECT SAMPLE

TEMPERATURE CORRECTION FACTOR °C	
MAKE/MODEL OF WQ METER: HORIBA U-52 SERIAL #:	21154
MAKE/MODEL OF WQ METER: LA MOTTE 2020 SERIAL #:	034025

Department Sanctioned Analytical Methods: pH (SM 4500-H+B), temp (SM 2550 B), spec. cond. (EPA 120.1), turbidity (EPA 180.1), DO (SM 4500-O G)

*INDICATOR PARAMETERS HAVE STABLIZED WHEN 3 CONSECUTIVE READINGS ARE WITHIN: ± 0.1 for pH; ± 3% for Specific Conductivity and Temperature; ± 10 mv for Redox Potential; and ± 10% for Dissolved Oxygen and Turbidity

LOW FLOW SAMPLING
DATA SHEET

SHEET 1 OF 1

SITE: LMC - GW
DATE: 4/29/16
WEATHER

CONSULTING FIRM: Tetra Tech (NJDEP Lab #10018)
FIELD PERSONNEL: Joe Bak

MONITOR WELL N2169
WELL PERMIT #:
WELL DEPTH: NA
WELL DIAMETER: NA Inches
SCREENED/OPEN INTERVAL: NA

PID/FID READINGS (ppm):
BACKGROUND:
BENEATH OUTER CAP:
BENEATH INNER CAP:

PUMP INTAKE DEPTH: NA ft below TIC
DEPTH TO WATER BEFORE PUMP INSTALLATION : NA ft below TIC
MAKE/MODEL OF PUMP: DEDICATED SERIAL #: NA

TIME	PURGING	SAMPLING	pH (pH units) READING	pH CHANGE*	SPECIFIC CONDUCTIVITY (mS/cm) READING	SPECIFIC CONDUCTIVITY CHANGE*	REDOX POTENTIAL (mv) READING	REDOX POTENTIAL CHANGE*	DISSOLVED OXYGEN (mg/l) READING	DISSOLVED OXYGEN CHANGE*	TURBIDITY (NTU) READING	TURBIDITY CHANGE*	TEMPERATURE (degrees C) READING	TEMPERATURE CHANGE*	PUMPING RATE (ml/min)	DEPTH TO WATER (ft below TOC)
0843	X		7.91	NA	0.763	NA	116	NA	9.12	NA	0.67	NA	14.15	NA	NA	NA
0845		X		0.00		0.000		0.000		0.00		0.00		0.00		
				0.00		0.000		0.000		0.00		0.00		0.00		
				0.00		0.000		0.000		0.00		0.00		0.00		
				0.00		0.000		0.000		0.00		0.00		0.00		
				0.00		0.000		0.000		0.00		0.00		0.00		
				0.00		0.000		0.000		0.00		0.00		0.00		
				0.00		0.000		0.000		0.00		0.00		0.00		
				0.00		0.000		0.000		0.00		0.00		0.00		
				0.00		0.000		0.000		0.00		0.00		0.00		

COMMENTS: IRRIGATION WELL FOR FRESH MEADOWS. PUMP ON FROM OVERNIGHT PUMP HYDRAULICALLY PURGE @ 500 gpm
SAMPLE PORT ON 0838
SAMPLE COLLECTED @ 0845

TEMPERATURE CORRECTION FACTOR °C	
MAKE/MODEL OF WQ METER: HORIBA U-52 SERIAL #:	21154
MAKE/MODEL OF WQ METER: LaMotte 2020 SERIAL #:	034025

Department Sanctioned Analytical Methods: pH (SM 4500-H+B), temp (SM 2550 B), spec. cond. (EPA 120.1), turbidity (EPA 180.1), DO (SM 4500-O G)

*INDICATOR PARAMETERS HAVE STABLIZED WHEN 3 CONSECUTIVE READINGS ARE WITHIN: ± 0.1 for pH; ± 3% for Specific Conductivity and Temperature; ± 10 mv for Redox Potential; and ± 10% for Dissolved Oxygen and Turbidity

LOW FLOW SAMPLING
DATA SHEET

SHEET 1 of ___

SITE: LMC – Great Neck
DATE: 4/27/16
WEATHER

CONSULTING FIRM: Tetra Tech (NJDEP Lab #10018)
FIELD PERSONNEL: Jon Bak

MONITOR WELL: N 13889
WELL DEPTH: NA
SCREENED/OPEN INTERVAL:
WELL PERMIT #:
WELL DIAMETER: NA Inches

PID/FID READINGS (ppm): BACKGROUND: –
BENEATH OUTER CAP: –
BENEATH INNER CAP: –

PUMP INTAKE DEPTH: NA ft below TIC
DEPTH TO WATER BEFORE PUMP INSTALLATION: NA ft below TIC
MAKE/MODEL OF PUMP: SERIAL #:

TIME	PURGING	SAMPLING	pH (pH units) READING	pH CHANGE*	SPECIFIC CONDUCTIVITY (mS/cm) READING	SPECIFIC CONDUCTIVITY CHANGE*	REDOX POTENTIAL (mv) READING	REDOX POTENTIAL CHANGE*	DISSOLVED OXYGEN (mg/l) READING	DISSOLVED OXYGEN CHANGE*	TURBIDITY (NTU) READING	TURBIDITY CHANGE*	TEMPERATURE (degrees C) READING	TEMPERATURE CHANGE*	PUMPING RATE ~~(ml/min)~~ GPM	DEPTH TO WATER (ft below TOC)
0815	✓		6.39	NA	1.59	NA	177	NA	3.63	NA	~~8.27~~ 0.71	NA	20.63	NA	285	NA
0820		✓		0.00		0.000		0.000		0.00		0.00		0.00		
				0.00		0.000		0.000		0.00		0.00		0.00		
				0.00		0.000		0.000		0.00		0.00		0.00		
				0.00		0.000		0.000		0.00		0.00		0.00		
				0.00		0.000		0.000		0.00		0.00		0.00		
				0.00		0.000		0.000		0.00		0.00		0.00		
				0.00		0.000		0.000		0.00		0.00		0.00		
				0.00		0.000		0.000		0.00		0.00		0.00		
				0.00		0.000		0.000		0.00		0.00		0.00		

COMMENTS: GRAB SAMPLE – IRRIGATION WELL @ TANGLEWOOD GC
RUNNING FOR 20 MIN
PUMP ON @ 0755
SAMPLE PORT OPEN: 0810

TEMPERATURE CORRECTION FACTOR °C	
MAKE/MODEL OF WQ METER: HORIBA U-52 SERIAL #:	21154
MAKE/MODEL OF WQ METER: LaMotte 2020 SERIAL #:	034026

Department Sanctioned Analytical Methods: pH (SM 4500-H+B), temp (SM 2550 B), spec. cond. (EPA 120.1), turbidity (EPA 180.1), DO (SM 4500-O G)

*INDICATOR PARAMETERS HAVE STABLIZED WHEN 3 CONSECUTIVE READINGS ARE WITHIN: ± 0.1 for pH; ± 3% for Specific Conductivity and Temperature; ± 10 mv for Redox Potential; and ± 10% for Dissolved Oxygen and Turbidity

LOW FLOW SAMPLING
DATA SHEET

SHEET 1 OF 1

SITE: LMC - GN
DATE: 4/28/16
WEATHER: Sunny, 60 °F

CONSULTING FIRM: Tetra Tech (NJDEP Lab #10018)
FIELD PERSONNEL: Jon Bak

MONITOR WELL: ~~N-5535~~
WELL DEPTH: _____
SCREENED/OPEN INTERVAL: _____
WELL PERMIT #: N-5535
WELL DIAMETER: _____ Inches

PID/FID READINGS (ppm): BACKGROUND: _____
BENEATH OUTER CAP: _____
BENEATH INNER CAP: _____

PUMP INTAKE DEPTH: NA ft below TIC
DEPTH TO WATER BEFORE PUMP INSTALLATION: NA ft below TIC
MAKE/MODEL OF PUMP: LW SERIAL #: _____

TIME	PURGING	SAMPLING	pH (pH units) READING	pH CHANGE*	SPECIFIC CONDUCTIVITY (mS/cm) READING	SPECIFIC CONDUCTIVITY CHANGE*	REDOX POTENTIAL (mv) READING	REDOX POTENTIAL CHANGE*	DISSOLVED OXYGEN (mg/l) READING	DISSOLVED OXYGEN CHANGE*	TURBIDITY (NTU) READING	TURBIDITY CHANGE*	TEMPERATURE (degrees C) READING	TEMPERATURE CHANGE*	PUMPING RATE ~~(ml/min)~~ GPM	DEPTH TO WATER (ft below TOC)
1042	X			NA		NA		NA		NA		NA		NA	400	NA
1045		X	6.61	0.00	0.597	0.000	146	0.000	9.82	0.00	0.69	0.00	14.62	0.00	400	
				0.00		0.000		0.000		0.00		0.00		0.00		
				0.00		0.000		0.000		0.00		0.00		0.00		
				0.00		0.000		0.000		0.00		0.00		0.00		
				0.00		0.000		0.000		0.00		0.00		0.00		
				0.00		0.000		0.000		0.00		0.00		0.00		
				0.00		0.000		0.000		0.00		0.00		0.00		
				0.00		0.000		0.000		0.00		0.00		0.00		
				0.00		0.000		0.000		0.00		0.00		0.00		

COMMENTS: IRRIGATION WELL @ DEEPDALE
SAMPLED @ 1045
IRRIGATION WELL OFF UPON ARRIVAL
WELL ON AT 1020
TURN SAMPLE PORT ON @ 1030
WELL OFF AT 1047

TEMPERATURE CORRECTION FACTOR °C: _____

MAKE/MODEL OF WQ METER: Horiba U-52 SERIAL #: 21154

MAKE/MODEL OF WQ METER: La Motte 2020 SERIAL #: 034/025

Department Sanctioned Analytical Methods: pH (SM 4500-H+B), temp (SM 2550 B), spec. cond. (EPA 120.1), turbidity (EPA 180.1), DO (SM 4500-O G)

*INDICATOR PARAMETERS HAVE STABLIZED WHEN 3 CONSECUTIVE READINGS ARE WITHIN: ± 0.1 for pH; ± 3% for Specific Conductivity and Temperature; ± 10 mv for Redox Potential; and ± 10% for Dissolved Oxygen and Turbidity

TETRA TECH

Documentation of Field Calibration

Date: 4/27/16 Site Name: LMC - GN Project No.: 117-0507642

Time	Pine S/N:		Horiba U-___ Pre	Post	Calibration Lot #	Date Open	Date Expires	Temp (°C)
	Auto Calibration Solution	Temp (°C)						
		pH - 4.0						
		ORP (mV)						
		Cond. (mS/cm)						
		DO (mg/L)						
		Turbidity (NTU)						
	2 Point pH Calibration	pH - 4.0						
		pH - 10.0						
	Calibration Check	pH 7.0 Check (±0.1)	X					
		Cond. Check	X					
	Conductivity Calibration^	0			NA	NA	NA	
	DO Check	0 mg/l DO	X					
	DO Calibration	0% DO^						
		100 % DO			NA	NA	N A	

Maintenance	
Changed pH Solution	
Replaced DO Membrane	
Cleaned Turbidity Sensor	
Replaced Batteries	
Comments	

7.0 pH Check*		
Time	pH	Temp
Temperature Correction Value		
°C		

^ Calibration required if check is not within criteria outlined in SOPs (DO: ≤ 0.3 mg/L and Conductivity: ± 1%)

*: pH check every 3 hours OR immediately following completion (±0.2 pH units) of low flow sampling at well if well purging exceeds 3 hours

Time	Pine S/N: 034025	Lamotte 2020 we Pre	Post	Calibration Lot #	Date Open	Date Expires
0548	0 NTU	0.35	0.10	C585316	4/27/16	2/28/17
0552	1 NTU	0.53	0.99	C585113	↓	1/31/17
0554	10 NTU	11.51	10.05	C584140	↓	1/31/17

Comments	Turbidity Check Every 20 Samples		
	Solution	Time	NTU
	10		
	10		

Time	Pine S/N	PID MiniRAE	
	100 ppm Isobutylene Lot#		
	Calibration	Pre	Post
	Fresh Air (ppm)		
	Calibration Gas (ppm)		
	Bump Test (ppm)	NA	
	Comments		

Time	Pine S/N	VRAE	
	4 Gas Lot#		
	Calibration	Pre	Post
	Fresh Air: LEL		
	Fresh Air: O2		
	Fresh Air: CO		
	Fresh Air: H2S		
	Calibration Gas: LEL		
	Calibration Gas: O2		
	Calibration Gas: CO		
	Calibration Gas: H2S		
	Bump Test: LEL	NA	
	Bump Test: O2	NA	
	Bump Test: CO	NA	
	Bump Test: H2S	NA	
	Comments		

NA: Not Applicable

Person Performing Calibration: Ian Bull Signature:

TETRA TECH

Documentation of Field Calibration

Date: 4-27-16 Site Name: LMC- GN Project No.: 117-0507642

Time	Pine S/N:		Horiba U-52 Pre	Horiba U-52 Post	Calibration Lot #	Date Open	Date Expires	Temp (°C)
	Auto Calibration Solution	Temp (°C)						
		pH - 4.0						
		ORP (mV)						
		Cond. (mS/cm)						
		DO (mg/L)						
		Turbidity (NTU)						
	2 Point pH Calibration	pH - 4.0						
		pH - 10.0						
	Calibration Check	pH 7.0 Check (±0.1)	X					
		Cond. Check ____	X					
	Conductivity Calibration^	0			NA	NA	NA	
		____						
	DO Check	0 mg/l DO	X					
	DO Calibration	0% DO^						
		100 % DO			NA	NA	N A	

Maintenance	
Changed pH Solution	
Replaced DO Membrane	
Cleaned Turbidity Sensor	
Replaced Batteries	

7.0 pH Check*		
Time	pH	Temp

Comments

Temperature Correction Value: °C

^ Calibration required if check is not within criteria outlined in SOPs (DO: ≤ 0.3 mg/L and Conductivity: ± 1%)

*: pH check every 3 hours OR immediately following completion (±0.2 pH units) of low flow sampling at well if well purging exceeds 3 hours

Time	Pine S/N: 17593	Lamotte 2020_ Pre	Lamotte 2020_ Post	Calibration Lot #	Date Open	Date Expires
720	0 NTU	0.08	0.00		4.27.16	7.28.17
724	1 NTU	1.10	1.00		4.27.16	7.31.17
725	10 NTU	10.09	10.01		4.27.16	1.31.17

Comments

Turbidity Check Every 20 Samples		
Solution	Time	NTU
10		
10		

Time	Pine S/N	PID MiniRAE	
	100 ppm Isobutylene Lot#		
	Calibration	Pre	Post
	Fresh Air (ppm)		
	Calibration Gas (ppm)		
	Bump Test (ppm)	NA	

Comments

Time	Pine S/N	VRAE	
	4 Gas Lot#		
	Calibration	Pre	Post
	Fresh Air – LEL		
	Fresh Air – O2		
	Fresh Air – CO		
	Fresh Air – H2S		
	Calibration Gas – LEL		
	Calibration Gas – O2		
	Calibration Gas – CO		
	Calibration Gas – H2S		
	Bump Test – LEL	NA	
	Bump Test – O2	NA	
	Bump Test – CO	NA	
	Bump Test – H2S	NA	

Comments

NA: Not Applicable

Person Performing Calibration: Ray WAGNER

Signature: Ray Wagner

TETRA TECH

Documentation of Field Calibration

Date: 4.27.16 Site Name: LMC-GN Project No.: 117-0507642

Time	Pine S/N:		Horiba U-___ Pre	Horiba U-___ Post	Calibration Lot #	Date Open	Date Expires	Temp (°C)
	Auto Calibration Solution	Temp (°C)						
		pH - 4.0						
		ORP (mV)						
		Cond. (mS/cm)						
		DO (mg/L)						
		Turbidity (NTU)						
	2 Point pH Calibration	pH - 4.0						
		pH - 10.0						
	Calibration Check	pH 7.0 Check (±0.1)						
		Cond. Check ___						
	Conductivity Calibration^	0			NA	NA	NA	
		___						
	DO Check	0 mg/l DO						
	DO Calibration	0% DO^						
		100 % DO			NA	NA	N A	

Maintenance	
Changed pH Solution	
Replaced DO Membrane	
Cleaned Turbidity Sensor	
Replaced Batteries	

7.0 pH Check*		
Time	pH	Temp

Comments

Temperature Correction Value °C

^ Calibration required if check is not within criteria outlined in SOPs (DO: ≤ 0.3 mg/L and Conductivity: ± 1%)

*: pH check every 3 hours OR immediately following completion (±0.2 pH units) of low flow sampling at well if well purging exceeds 3 hours

Time	Pine S/N: 19965	Lamotte 2020_ Pre	Lamotte 2020_ Post	Calibration Lot #	Date Open	Date Expires
0728	0 NTU	0.01	0.00	C585316	4.27.16	2.28.17
0729	1 NTU	1.05	1.00	C585113	4.27.16	1.31.17
0730	10 NTU	9.53	10.00	C585140	4.27.16	1.31.17

Comments

Turbidity Check Every 20 Samples		
Solution	Time	NTU
10		
10		

Time	Pine S/N	PID MiniRAE	
	100 ppm Isobutylene Lot#		
	Calibration	Pre	Post
	Fresh Air (ppm)		
	Calibration Gas (ppm)		
	Bump Test (ppm)	NA	

Comments

Time	Pine S/N	VRAE	
	4 Gas Lot#		
	Calibration	Pre	Post
	Fresh Air – LEL		
	Fresh Air – O2		
	Fresh Air – CO		
	Fresh Air – H2S		
	Calibration Gas – LEL		
	Calibration Gas – O2		
	Calibration Gas – CO		
	Calibration Gas – H2S		
	Bump Test – LEL	NA	
	Bump Test – O2	NA	
	Bump Test – CO	NA	
	Bump Test – H2S	NA	

Comments

NA: Not Applicable

Person Performing Calibration: Roy WAGNER Signature: Roy J Wagner

TETRA TECH

Documentation of Field Calibration

Date: 4.27.16 Site Name: LMC-GN Project No.: 117-0507642

Time	Pine S/N:		Horiba U-___ Pre	Horiba U-___ Post	Calibration Lot #	Date Open	Date Expires	Temp (°C)
	Auto Calibration Solution	Temp (°C)						
		pH - 4.0						
		ORP (mV)						
		Cond. (mS/cm)						
		DO (mg/L)						
		Turbidity (NTU)						
	2 Point pH Calibration	pH - 4.0						
		pH - 10.0						
	Calibration Check	pH 7.0 Check (±0.1)	X					
		Cond. Check _____	X					
	Conductivity Calibration^	0			NA	NA	NA	
		_____						
	DO Check	0 mg/l DO	X					
	DO Calibration	0% DO^						
		100 % DO			NA	NA	N A	

Maintenance	
Changed pH Solution	
Replaced DO Membrane	
Cleaned Turbidity Sensor	
Replaced Batteries	

7.0 pH Check*		
Time	pH	Temp

Temperature Correction Value
°C

Comments

^ Calibration required if check is not within criteria outlined in SOPs (DO: ≤ 0.3 mg/L and Conductivity: ± 1%)

*: pH check every 3 hours OR immediately following completion (±0.2 pH units) of low flow sampling at well if well purging exceeds 3 hours

Time	Pine S/N: A 02738	Lamotte 2020_ Pre	Lamotte 2020_ Post	Calibration Lot #	Date Open	Date Expires
737	0 NTU	-0.00	0.00	C585316	4.27.16	2-28-17
738	1 NTU	0.96	1.00	C585113	4.27.16	1-31-17
740	10 NTU	10.45	10.00	C584190	4.27.16	1-31-17

Comments

Turbidity Check Every 20 Samples		
Solution	Time	NTU
10		
10		

Time	Pine S/N	PID MiniRAE	
	100 ppm Isobutylene Lot#		
	Calibration	Pre	Post
	Fresh Air (ppm)		
	Calibration Gas (ppm)		
	Bump Test (ppm)	NA	

Comments

Time	Pine S/N	VRAE	
	4 Gas Lot#		
	Calibration	Pre	Post
	Fresh Air: LEL		
	Fresh Air: O2		
	Fresh Air: CO		
	Fresh Air: H2S		
	Calibration Gas: LEL		
	Calibration Gas: O2		
	Calibration Gas: CO		
	Calibration Gas: H2S		
	Bump Test: LEL	NA	
	Bump Test: O2	NA	
	Bump Test: CO	NA	
	Bump Test: H2S	NA	

Comments

NA: Not Applicable

Person Performing Calibration: Roy WAGNER Signature: Roy D Wagner

TETRA TECH

Documentation of Field Calibration

Date: 4/27/16 Site Name: LMC-GW Project No.: 117-0507642

Time	Pine S/N: 21154		Horiba U-___ Pre	Post	Calibration Lot #	Date Open	Date Expires	Temp (°C)
	Auto Calibration Solution	Temp (°C)						
		pH - 4.0						
		ORP (mV)						
		Cond. (mS/cm)						
		DO (mg/L)						
		Turbidity (NTU)						
0555	2 Point pH Calibration	pH - 4.0	3.23	4.00	6GA048	4/27/16	1/31/18	20.15
0559		pH - 10.0	10.90	10.00	6GB188		2/28/18	20.17
0605	Calibration Check	pH 7.0 Check (±0.1)	X	7.05	6GA544		1/31/18	20.24
0607		Cond. Check 4.49	X	4.35	CS85316		2/28/17	20.37
0609	Conductivity Calibration^	0	0.002	0.000	NA	NA	NA	20.29
0612		4.49	4.35	4.49	CS85316	4/27/16	2/28/17	20.20
0615	DO Check	0 mg/l DO	X	0.0	201207007	4/27/16	1/7/17	19.56
	DO Calibration	0% DO^						
		100 % DO			NA	NA	NA	

Maintenance	
Changed pH Solution	
Replaced DO Membrane	
Cleaned Turbidity Sensor	
Replaced Batteries	

7.0 pH Check*		
Time	pH	Temp

Comments

Temperature Correction Value: °C

^ Calibration required if check is not within criteria outlined in SOPs (DO: ≤ 0.3 mg/L and Conductivity: ± 1%)

*: pH check every 3 hours OR immediately following completion (±0.2 pH units) of low flow sampling at well if well purging exceeds 3 hours

Time	Pine S/N:	Lamotte 2020_ Pre	Post	Calibration Lot #	Date Open	Date Expires
	0 NTU					
	1 NTU					
	10 NTU					

Comments

Turbidity Check Every 20 Samples		
Solution	Time	NTU
10		
10		

PID MiniRAE		
Time	Pine S/N	
	100 ppm Isobutylene Lot#	
	Calibration	Pre / Post
	Fresh Air (ppm)	
	Calibration Gas (ppm)	
	Bump Test (ppm)	NA

Comments

VRAE				
Time	Pine S/N			
	4 Gas Lot#			
	Calibration		Pre	Post
	Fresh Air	LEL		
		O2		
		CO		
		H2S		
	Calibration Gas	LEL		
		O2		
		CO		
		H2S		
	Bump Test	LEL	NA	
		O2	NA	
		CO	NA	
		H2S	NA	

Comments

NA: Not Applicable

Person Performing Calibration: Jon Buck Signature: [signature]

TETRA TECH

Documentation of Field Calibration

Date: 4/27/16 Site Name: LMC- GN Project No.: 117-0507642

Time	Pine S/N: 21275		Horiba U-52 Pre	Horiba U-52 Post	Calibration Lot #	Date Open	Date Expires	Temp (°C)
	Auto Calibration Solution	Temp (°C)						
		pH - 4.0						
		ORP (mV)						
		Cond. (mS/cm)						
		DO (mg/L)						
		Turbidity (NTU)						
0729	2 Point pH Calibration	pH - 4.0	3.89	4.00	6GA018	4/27/16	7/31/18	19.76
0732		pH - 10.0	10.32	10.00	6GB188		2/28/18	19.63
0740	Calibration Check	pH 7.0 Check (±0.1)		7.07	6GA544		1/31/18	20.31
0743		Cond. Check 4.44		6.71	C585316		2/28/17	19.40
0744	Conductivity Calibration^	0	0.006	0.000	NA	NA	NA	19.89
0745		4.45	6.66	4.49	C585316		2/28/17	19.83
0758	DO Check	0 mg/l DO		0.00	20120730017		1/7/17	19.56
	DO Calibration	0% DO^						
		100 % DO			NA	NA	N A	

Maintenance	
Changed pH Solution	
Replaced DO Membrane	
Cleaned Turbidity Sensor	
Replaced Batteries	

7.0 pH Check*		
Time	pH	Temp

Comments

Temperature Correction Value °C

^ Calibration required if check is not within criteria outlined in SOPs (DO: ≤ 0.3 mg/L and Conductivity: ± 1%)

*: pH check every 3 hours OR immediately following completion (±0.2 pH units) of low flow sampling at well if well purging exceeds 3 hours

Time	Pine S/N:	Lamotte 2020_ Pre	Lamotte 2020_ Post	Calibration Lot #	Date Open	Date Expires
	0 NTU					
	1 NTU					
	10 NTU					

Comments

Turbidity Check Every 20 Samples		
Solution	Time	NTU
10		
10		

Time	Pine S/N	PID MiniRAE	
	100 ppm Isobutylene Lot#		
	Calibration	Pre	Post
	Fresh Air (ppm)		
	Calibration Gas (ppm)		
	Bump Test (ppm)	NA	

Comments

Time	Pine S/N	VRAE	
	4 Gas Lot#		
	Calibration	Pre	Post
	Fresh Air – LEL		
	Fresh Air – O2		
	Fresh Air – CO		
	Fresh Air – H2S		
	Calibration Gas – LEL		
	Calibration Gas – O2		
	Calibration Gas – CO		
	Calibration Gas – H2S		
	Bump Test – LEL	NA	
	Bump Test – O2	NA	
	Bump Test – CO	NA	
	Bump Test – H2S	NA	

Comments

NA: Not Applicable

Person Performing Calibration: Andrew Kelly

Signature:

TETRA TECH

Documentation of Field Calibration

Date: 4/27/16

Site Name: LMC-GN

Project No.: 117-0507642

Time	Pine S/N: 25353		Horiba U-52 Pre	Horiba U-52 Post	Calibration Lot #	Date Open	Date Expires	Temp (°C)
	Auto Calibration Solution	Temp (°C)						
		pH - 4.0						
		ORP (mV)						
		Cond. (mS/cm)						
		DO (mg/L)						
		Turbidity (NTU)						
0733	2 Point pH Calibration	pH - 4.0	4.16	4.00	GGA048	4/27/16	1/31/18	19.41
0741		pH - 10.0	10.50	10.00	GGB188		2/28/18	19.21
0748	Calibration Check	pH 7.0 Check (±0.1)		7.04	GGA544		1/31/18	19.57
0754		Cond. Check 4.49		6.88	C585316		2/28/17	19.33
0755	Conductivity Calibration^	0	0.003	0.000	NA	NA	NA	19.31
0756		4.49	6.80	4.49	C585316		2/28/17	19.27
0803	DO Check	0 mg/l DO		0.10	2012073047		1/7/17	19.12
	DO Calibration	0% DO^						
		100 % DO			NA	NA	N A	

Maintenance	
Changed pH Solution	
Replaced DO Membrane	
Cleaned Turbidity Sensor	
Replaced Batteries	

7.0 pH Check*		
Time	pH	Temp

Comments

Temperature Correction Value: °C

^ Calibration required if check is not within criteria outlined in SOPs (DO: ≤ 0.3 mg/L and Conductivity: ± 1%)

*: pH check every 3 hours OR immediately following completion (±0.2 pH units) of low flow sampling at well if well purging exceeds 3 hours

Time	Pine S/N:	Lamotte 2020_ Pre	Lamotte 2020_ Post	Calibration Lot #	Date Open	Date Expires
	0 NTU					
	1 NTU					
	10 NTU					

Comments

Turbidity Check Every 20 Samples		
Solution	Time	NTU
10		
10		

Time	Pine S/N	PID MiniRAE
	100 ppm Isobutylene Lot#	

Calibration	Pre	Post
Fresh Air (ppm)		
Calibration Gas (ppm)		
Bump Test (ppm)	NA	

Comments

Time	Pine S/N	VRAE
	4 Gas Lot#	

Calibration		Pre	Post
Fresh Air	LEL		
	O2		
	CO		
	H2S		
Calibration Gas	LEL		
	O2		
	CO		
	H2S		
Bump Test	LEL	NA	
	O2	NA	
	CO	NA	
	H2S	NA	

Comments

NA: Not Applicable

Person Performing Calibration: Andrew Kelly

Signature:

TETRA TECH

Documentation of Field Calibration

Date: 4/27/16 Site Name: LMC-GN Project No.: 117-0507642

Time	Pine S/N: 21293		Horiba U-52 Pre	Horiba U-52 Post	Calibration Lot #	Date Open	Date Expires	Temp (°C)
	Auto Calibration Solution	Temp (°C)						
		pH - 4.0						
		ORP (mV)						
		Cond. (mS/cm)						
		DO (mg/L)						
		Turbidity (NTU)						
0742	2 Point pH Calibration	pH - 4.0	7.56	4.00	GGA048	4/27/16	1/31/18	20.15
0749		pH - 10.0	11.42	10.00	GGB188		2/28/18	20.00
0854	Calibration Check	pH 7.0 Check (±0.1)	X	7.10	GGA544		1/31/18	20.19
0800		Cond. Check 449	X	4.92	C585316		2/28/17	19.44
0801	Conductivity Calibration^	0	0.005	0.000	NA	NA	NA	19.97
0802		4.44	4.58	4.44	C585316		2/28/17	19.92
0804	DO Check	0 mg/l DO	X	0.00	2012073047		1/7/17	19.81
	DO Calibration	0% DO^						
		100 % DO			NA	NA	NA	

Maintenance	
Changed pH Solution	
Replaced DO Membrane	
Cleaned Turbidity Sensor	
Replaced Batteries	

7.0 pH Check*		
Time	pH	Temp

Comments

Temperature Correction Value: °C

^ Calibration required if check is not within criteria outlined in SOPs (DO: ≤ 0.3 mg/L and Conductivity: ± 1%)

*: pH check every 3 hours OR immediately following completion (±0.2 pH units) of low flow sampling at well if well purging exceeds 3 hours

Time	Pine S/N:	Lamotte 2020_ Pre	Lamotte 2020_ Post	Calibration Lot #	Date Open	Date Expires
	0 NTU					
	1 NTU					
	10 NTU					

Turbidity Check Every 20 Samples		
Solution	Time	NTU
10		
10		

Comments

Time	Pine S/N	PID MiniRAE
	100 ppm Isobutylene Lot#	

Calibration	Pre	Post
Fresh Air (ppm)		
Calibration Gas (ppm)		
Bump Test (ppm)	NA	

Comments

Time	Pine S/N	VRAE
	4 Gas Lot#	

Calibration		Pre	Post
Fresh Air	LEL		
	O2		
	CO		
	H2S		
Calibration Gas	LEL		
	O2		
	CO		
	H2S		
Bump Test	LEL	NA	
	O2	NA	
	CO	NA	
	H2S	NA	

Comments

NA: Not Applicable

Person Performing Calibration: Andrew Kelly

Signature: [signature]

TETRA TECH

Documentation of Field Calibration

Date: 4/28/16 Site Name: LMC-GN Project No.: 117-0507642

Time	Pine S/N:		Horiba U-___ Pre	Post	Calibration Lot #	Date Open	Date Expires	Temp (°C)
	Auto Calibration Solution	Temp (°C)						
		pH - 4.0						
		ORP (mV)						
		Cond. (mS/cm)						
		DO (mg/L)						
		Turbidity (NTU)						
	2 Point pH Calibration	pH - 4.0						
		pH - 10.0						
	Calibration Check	pH 7.0 Check (±0.1)	X					
		Cond. Check ____	X					
	Conductivity Calibration^	0			NA	NA	NA	
		____						
	DO Check	0 mg/l DO	X					
	DO Calibration	0% DO^						
		100 % DO			NA	NA	N A	

Maintenance	
Changed pH Solution	
Replaced DO Membrane	
Cleaned Turbidity Sensor	
Replaced Batteries	

7.0 pH Check*		
Time	pH	Temp

Comments

Temperature Correction Value °C

^ Calibration required if check is not within criteria outlined in SOPs (DO: ≤ 0.3 mg/L and Conductivity: ± 1%)

*: pH check every 3 hours OR immediately following completion (±0.2 pH units) of low flow sampling at well if well purging exceeds 3 hours

Time	Pine S/N: 19965	Lamotte 2020_ Pre	Post	Calibration Lot #	Date Open	Date Expires
720	0 NTU	-0.05	0.00	C585316	4.27.16	2.28.17
725	1 NTU	1.05	0.99/1.00	C585443	↓	1.31.17
727	10 NTU	9.61	10.00	C584140	↓	1.31.17

Comments

Turbidity Check Every 20 Samples		
Solution	Time	NTU
10		
10		

Time	Pine S/N	PID MiniRAE	
	100 ppm Isobutylene Lot#		
	Calibration	Pre	Post
	Fresh Air (ppm)		
	Calibration Gas (ppm)		
	Bump Test (ppm)	NA	

Comments

Time	Pine S/N		VRAE	
	4 Gas Lot#			
	Calibration		Pre	Post
	Fresh Air	LEL		
		O2		
		CO		
		H2S		
	Calibration Gas	LEL		
		O2		
		CO		
		H2S		
	Bump Test	LEL	NA	
		O2	NA	
		CO	NA	
		H2S	NA	

Comments

NA: Not Applicable

Person Performing Calibration: Roy WAGNER Signature: Roy J Wagner

TETRA TECH

Documentation of Field Calibration

Date: 4.28.16 Site Name: LMC-GN Project No.: 117-0507642

Time	Pine S/N:		Horiba U-___ Pre	Post	Calibration Lot #	Date Open	Date Expires	Temp (°C)
	Auto Calibration Solution	Temp (°C)						
		pH - 4.0						
		ORP (mV)						
		Cond. (mS/cm)						
		DO (mg/L)						
		Turbidity (NTU)						
	2 Point pH Calibration	pH - 4.0						
		pH - 10.0						
	Calibration Check	pH 7.0 Check (±0.1)	X					
		Cond. Check ___	X					
	Conductivity Calibration^	0			NA	NA	NA	
		___						
	DO Check	0 mg/l DO	X					
	DO Calibration	0% DO^						
		100 % DO			NA	NA	N A	

Maintenance	
Changed pH Solution	
Replaced DO Membrane	
Cleaned Turbidity Sensor	
Replaced Batteries	

7.0 pH Check*		
Time	pH	Temp

Comments

Temperature Correction Value °C

^ Calibration required if check is not within criteria outlined in SOPs (DO: ≤ 0.3 mg/L and Conductivity: ± 1%)

*: pH check every 3 hours OR immediately following completion (±0.2 pH units) of low flow sampling at well if well purging exceeds 3 hours

Time	Pine S/N: 17593	Lamotte 2020_ Pre	Post	Calibration Lot #	Date Open	Date Expires
0729	0 NTU	-0.01	0.00	C585316	4.27.16	2.28.17
0731	1 NTU	0.93	1.00	C585143	↓	1.31.17
0732	10 NTU	10.88	10.01	C584140		1.31.17

Comments

Turbidity Check Every 20 Samples		
Solution	Time	NTU
10		
10		

Time	Pine S/N	PID MiniRAE	
	100 ppm Isobutylene Lot#		
	Calibration	Pre	Post
	Fresh Air (ppm)		
	Calibration Gas (ppm)		
	Bump Test (ppm)	NA	

Comments

Time	Pine S/N	VRAE	
	4 Gas Lot#		
	Calibration	Pre	Post
	Fresh Air: LEL		
	Fresh Air: O2		
	Fresh Air: CO		
	Fresh Air: H2S		
	Calibration Gas: LEL		
	Calibration Gas: O2		
	Calibration Gas: CO		
	Calibration Gas: H2S		
	Bump Test: LEL	NA	
	Bump Test: O2	NA	
	Bump Test: CO	NA	
	Bump Test: H2S	NA	

Comments

NA: Not Applicable

Person Performing Calibration: Ray WAGNER Signature: Ray Wagner

TETRA TECH

Documentation of Field Calibration

Date: 4.28.16 Site Name: LMG GN Project No.: 117-0507642

Time	Pine S/N:		Horiba U-___ Pre	Post	Calibration Lot #	Date Open	Date Expires	Temp (°C)
	Auto Calibration Solution	Temp (°C)						
		pH - 4.0						
		ORP (mV)						
		Cond. (mS/cm)						
		DO (mg/L)						
		Turbidity (NTU)						
	2 Point pH Calibration	pH - 4.0						
		pH - 10.0						
	Calibration Check	pH 7.0 Check (±0.1)	X					
		Cond. Check _____	X					
	Conductivity Calibration^	0			NA	NA	NA	
		_____						
	DO Check	0 mg/l DO	X					
	DO Calibration	0% DO^						
		100 % DO			NA	NA	N A	

Maintenance	
Changed pH Solution	
Replaced DO Membrane	
Cleaned Turbidity Sensor	
Replaced Batteries	
Comments	

7.0 pH Check*		
Time	pH	Temp
Temperature Correction Value		
°C		

^ Calibration required if check is not within criteria outlined in SOPs (DO: ≤ 0.3 mg/L and Conductivity: ± 1%)

*: pH check every 3 hours OR immediately following completion (±0.2 pH units) of low flow sampling at well if well purging exceeds 3 hours

Time	Pine S/N:		PID MiniRAE
	Pine S/N		
	100 ppm Isobutylene Lot#		
	Calibration	Pre	Post
	Fresh Air (ppm)		
	Calibration Gas (ppm)		
	Bump Test (ppm)	NA	
	Comments		

Time	Pine S/N		VRAE	
	Pine S/N			
	4 Gas Lot#			
	Calibration		Pre	Post
	Fresh Air	LEL		
		O2		
		CO		
		H2S		
	Calibration Gas	LEL		
		O2		
		CO		
		H2S		
	Bump Test	LEL	NA	
		O2	NA	
		CO	NA	
		H2S	NA	
	Comments			

NA: Not Applicable

Time	Pine S/N: A02738	Lamotte 2020_ Pre	Post	Calibration Lot #	Date Open	Date Expires
7.36	0 NTU	0.08	0.00	C585316	4.27.16	2-28-17
7.38	1 NTU	0.71	1.00	C585113	↓	1.31.17
7.40	10 NTU	10.99	10.00	C584140		1.31.17

Comments	Turbidity Check Every 20 Samples		
	Solution	Time	NTU
	10		
	10		

Person Performing Calibration: [signature] Signature: [signature]

TETRA TECH

Documentation of Field Calibration

Date: 4/28/16

Site Name: LMC - Great Neck

Project No.: 117-0507642

Time	Pine S/N: 21154		Horiba U-52 Pre	Horiba U-52 Post	Calibration Lot #	Date Open	Date Expires	Temp (°C)
	Auto Calibration Solution	Temp (°C)						
		pH - 4.0						
		ORP (mV)						
		Cond. (mS/cm)						
		DO (mg/L)						
		Turbidity (NTU)						
0734	2 Point pH Calibration	pH - 4.0	4.07	4.00	6GA048	4/28/16	1/31/18	20.14
0734		pH - 10.0	9.93	10.00	6GB188		2/28/18	19.76
0741	Calibration Check	pH 7.0 Check (±0.1)	X	7.08	6GA544		1/31/18	18.37
0746		Cond. Check 4.44	X	4.51	C5853/6		2/28/17	19.39
	Conductivity Calibration^	0			NA	NA	NA	
0748	DO Check	0 mg/l DO	X	6.00	2012 07347		1/7/17	19.89
	DO Calibration	0% DO^						
		100 % DO			NA	NA	N A	

Maintenance	
Changed pH Solution	
Replaced DO Membrane	
Cleaned Turbidity Sensor	
Replaced Batteries	

7.0 pH Check*		
Time	pH	Temp

Comments

Temperature Correction Value: °C

^ Calibration required if check is not within criteria outlined in SOPs (DO: ≤ 0.3 mg/L and Conductivity: ± 1%)

*: pH check every 3 hours OR immediately following completion (±0.2 pH units) of low flow sampling at well if well purging exceeds 3 hours

Time	Pine S/N:	Lamotte 2020_ Pre	Lamotte 2020_ Post	Calibration Lot #	Date Open	Date Expires
	0 NTU					
	1 NTU					
	10 NTU					

Comments

Turbidity Check Every 20 Samples		
Solution	Time	NTU
10		
10		

Time	Pine S/N	PID MiniRAE	
	100 ppm Isobutylene Lot#		
	Calibration	Pre	Post
	Fresh Air (ppm)		
	Calibration Gas (ppm)		
	Bump Test (ppm)	NA	

Comments

Time	Pine S/N	VRAE	
	4 Gas Lot#		
	Calibration	Pre	Post
Fresh Air	LEL		
	O2		
	CO		
	H2S		
Calibration Gas	LEL		
	O2		
	CO		
	H2S		
Bump Test	LEL	NA	
	O2	NA	
	CO	NA	
	H2S	NA	

Comments

NA: Not Applicable

Person Performing Calibration: Andrew Kelly

Signature: [signature]

TETRA TECH

Documentation of Field Calibration

Date: 4/28/16

Site Name: LMC - Great Neck

Project No.: 117-D507642

Time	Pine S/N: 21275		Horiba U-52 Pre	Horiba U-52 Post	Calibration Lot #	Date Open	Date Expires	Temp (°C)
	Auto Calibration Solution	Temp (°C)						
		pH - 4.0						
		ORP (mV)						
		Cond. (mS/cm)						
		DO (mg/L)						
		Turbidity (NTU)						
0724	2 Point pH Calibration	pH - 4.0	4.37	4.00	6GA048	4/28/16	1/31/18	19.17
0733		pH - 10.0	10.14	10.00	6GB138		2/29/18	19.28
0738	Calibration Check	pH 7.0 Check (±0.1)		7.05	6GA544		1/31/18	19.06
0742		Cond. Check 4.49		4.48	C585316		2/28/17	19.36
	Conductivity Calibration^	0			NA	NA	NA	
0747	DO Check	0 mg/l DO		0.00	2012073047		1/7/17	19.24
	DO Calibration	0% DO^						
		100 % DO			NA	NA	N A	

Maintenance	
Changed pH Solution	
Replaced DO Membrane	
Cleaned Turbidity Sensor	
Replaced Batteries	

7.0 pH Check*		
Time	pH	Temp

Comments

Temperature Correction Value: °C

^ Calibration required if check is not within criteria outlined in SOPs (DO: ≤ 0.3 mg/L and Conductivity: ± 1%)

*: pH check every 3 hours OR immediately following completion (±0.2 pH units) of low flow sampling at well if well purging exceeds 3 hours

Time	Pine S/N:	Lamotte 2020_ Pre	Lamotte 2020_ Post	Calibration Lot #	Date Open	Date Expires
	0 NTU					
	1 NTU					
	10 NTU					

Comments

Turbidity Check Every 20 Samples		
Solution	Time	NTU
10		
10		

Time	Pine S/N	PID MiniRAE	
	100 ppm Isobutylene Lot#		
	Calibration	Pre	Post
	Fresh Air (ppm)		
	Calibration Gas (ppm)		
	Bump Test (ppm)	NA	

Comments

Time	Pine S/N		VRAE	
	4 Gas Lot#			
	Calibration		Pre	Post
	Fresh Air	LEL		
		O2		
		CO		
		H2S		
	Calibration Gas	LEL		
		O2		
		CO		
		H2S		
	Bump Test	LEL	NA	
		O2	NA	
		CO	NA	
		H2S	NA	

Comments

NA: Not Applicable

Person Performing Calibration: Andrew Kelly

Signature:

TETRA TECH

Documentation of Field Calibration

Date: 4/28/16

Site Name: LMC- Great Neck

Project No.: 117-0507642

Time	Pine S/N: 25353		Horiba U-___ Pre	Post	Calibration Lot #	Date Open	Date Expires	Temp (°C)
	Auto Calibration Solution	Temp (°C)						
		pH - 4.0						
		ORP (mV)						
		Cond. (mS/cm)						
		DO (mg/L)						
		Turbidity (NTU)						
0740	2 Point pH Calibration	pH - 4.0	3.97	4.00	6GA0418	4/28/16	1/31/18	18.58
0745		pH - 10.0	10.02	10.00	6GB188		2/28/18	18.83
0752	Calibration Check	pH 7.0 Check (±0.1)	X	7.03	6GA541		1/31/18	18.72
0753		Cond. Check 4.49	X	4.47	C585376		2/28/17	15.76
	Conductivity Calibration^	0			NA	NA	NA	
		___						
0757	DO Check	0 mg/l DO	X	0.00	201207304 7		1/7/17	18.79
	DO Calibration	0% DO^						
		100 % DO			NA	NA	N A	

Maintenance	
Changed pH Solution	
Replaced DO Membrane	
Cleaned Turbidity Sensor	
Replaced Batteries	

7.0 pH Check*		
Time	pH	Temp

Comments

Temperature Correction Value
°C

^ Calibration required if check is not within criteria outlined in SOPs (DO: ≤ 0.3 mg/L and Conductivity: ± 1%)

*: pH check every 3 hours OR immediately following completion (±0.2 pH units) of low flow sampling at well if well purging exceeds 3 hours

Time	Pine S/N:	Lamotte 2020_ Pre	Post	Calibration Lot #	Date Open	Date Expires
	0 NTU					
	1 NTU					
	10 NTU					

Comments

Turbidity Check Every 20 Samples		
Solution	Time	NTU
10		
10		

Time	Pine S/N	PID MiniRAE	
	100 ppm Isobutylene Lot#		
	Calibration	Pre	Post
	Fresh Air (ppm)		
	Calibration Gas (ppm)		
	Bump Test (ppm)	NA	

Comments

Time	Pine S/N		VRAE	
	4 Gas Lot#			
	Calibration		Pre	Post
	Fresh Air	LEL		
		O2		
		CO		
		H2S		
	Calibration Gas	LEL		
		O2		
		CO		
		H2S		
	Bump Test	LEL	NA	
		O2	NA	
		CO	NA	
		H2S	NA	

Comments

NA: Not Applicable

Person Performing Calibration: Andrew Kelly

Signature: [signature]

TETRA TECH

Documentation of Field Calibration

Date: 4/27/16 Site Name: LMC - GW Project No.: 117-0507642

Time	Pine S/N: 21154		Horiba U-52 Pre	Horiba U-52 Post	Calibration Lot #	Date Open	Date Expires	Temp (°C)
	Auto Calibration Solution	Temp (°C)						
		pH - 4.0						
		ORP (mV)						
		Cond. (mS/cm)						
		DO (mg/L)						
		Turbidity (NTU)						
0715	2 Point pH Calibration	pH - 4.0	4.06	4.00	GA048	4/28/16	1/31/18	19.92
0718		pH - 10.0	9.89	10.00	GB188	[illegible]	2/28/18	19.19
0722	Calibration Check	pH 7.0 Check (±0.1)	X	7.09	GA544	[illegible]	1/31/18	19.23
0730		Cond. Check 4.49	X	4.50	C585316	↓	2/28/17	19.05
	Conductivity Calibration^	0			NA	NA	NA	
0735	DO Check	0 mg/l DO	X	0.00	2012073047	4/27/16	1/7/17	19.07
	DO Calibration	0% DO^						
0736		100 % DO	98.3	100.00	NA	NA	N A	19.37

Maintenance	
Changed pH Solution	
Replaced DO Membrane	
Cleaned Turbidity Sensor	
Replaced Batteries	

7.0 pH Check*		
Time	pH	Temp

Comments	Temperature Correction Value
	°C

^ Calibration required if check is not within criteria outlined in SOPs (DO: ≤ 0.3 mg/L and Conductivity: ± 1%)

*: pH check every 3 hours OR immediately following completion (±0.2 pH units) of low flow sampling at well if well purging exceeds 3 hours

Time	Pine S/N:	Lamotte 2020_ Pre	Lamotte 2020_ Post	Calibration Lot #	Date Open	Date Expires
	0 NTU					
	1 NTU					
	10 NTU					

Comments	Turbidity Check Every 20 Samples		
	Solution	Time	NTU
	10		
	10		

Time	Pine S/N	PID MiniRAE
	100 ppm Isobutylene Lot#	

Calibration	Pre	Post
Fresh Air (ppm)		
Calibration Gas (ppm)		
Bump Test (ppm)	NA	

Comments

Time	Pine S/N	VRAE
	4 Gas Lot#	

Calibration		Pre	Post
Fresh Air	LEL		
	O2		
	CO		
	H2S		
Calibration Gas	LEL		
	O2		
	CO		
	H2S		
Bump Test	LEL	NA	
	O2	NA	
	CO	NA	
	H2S	NA	

Comments

NA: Not Applicable

Person Performing Calibration: Jon Turk

Signature: [illegible]

TETRA TECH

Documentation of Field Calibration

Date: 4.29.16 Site Name: IMC- GW Project No.: 117-0507642

Time	Pine S/N:		Horiba U-___ Pre	Post	Calibration Lot #	Date Open	Date Expires	Temp (°C)
	Auto Calibration Solution	Temp (°C)						
		pH - 4.0						
		ORP (mV)						
		Cond. (mS/cm)						
		DO (mg/L)						
		Turbidity (NTU)						
	2 Point pH Calibration	pH - 4.0						
		pH - 10.0						
	Calibration Check	pH 7.0 Check (±0.1)						
		Cond. Check _____						
	Conductivity Calibration^	0			NA	NA	NA	
		_____						
	DO Check	0 mg/l DO						
	DO Calibration	0% DO^						
		100 % DO			NA	NA	N A	

Maintenance	
Changed pH Solution	
Replaced DO Membrane	
Cleaned Turbidity Sensor	
Replaced Batteries	

7.0 pH Check*		
Time	pH	Temp

Temperature Correction Value
°C

Comments

^ Calibration required if check is not within criteria outlined in SOPs (DO: ≤ 0.3 mg/L and Conductivity: ± 1%)

*: pH check every 3 hours OR immediately following completion (±0.2 pH units) of low flow sampling at well if well purging exceeds 3 hours

Time	Pine S/N: 17593	Lamotte 2020_ Pre	Post	Calibration Lot #	Date Open	Date Expires
0722	0 NTU	-0.32	0.00	C585316	4.27.16	2.28.17
0725	1 NTU	1.00	1.00	C585 113	↓	1.31.16
0727	10 NTU	10.08	10.00	C584140		1.31.16

Comments

Turbidity Check Every 20 Samples		
Solution	Time	NTU
10		
10		

Time	Pine S/N	PID MiniRAE	
	100 ppm Isobutylene Lot#		
	Calibration	Pre	Post
	Fresh Air (ppm)		
	Calibration Gas (ppm)		
	Bump Test (ppm)	NA	

Comments

Time	Pine S/N	VRAE	
	4 Gas Lot#		
	Calibration	Pre	Post
	Fresh Air: LEL		
	Fresh Air: O2		
	Fresh Air: CO		
	Fresh Air: H2S		
	Calibration Gas: LEL		
	Calibration Gas: O2		
	Calibration Gas: CO		
	Calibration Gas: H2S		
	Bump Test: LEL	NA	
	Bump Test: O2	NA	
	Bump Test: CO	NA	
	Bump Test: H2S	NA	

Comments

NA: Not Applicable

Person Performing Calibration: Ray WAGNER Signature: Ray J Wagner

TETRA TECH

Documentation of Field Calibration

Date: 4-29-16 Site Name: MMC-GN Project No.: 117-0507642

Time	Pine S/N:		Horiba U-___ Pre	Post	Calibration Lot #	Date Open	Date Expires	Temp (°C)
	Auto Calibration Solution	Temp (°C)						
		pH - 4.0						
		ORP (mV)						
		Cond. (mS/cm)						
		DO (mg/L)						
		Turbidity (NTU)						
	2 Point pH Calibration	pH - 4.0						
		pH - 10.0						
	Calibration Check	pH 7.0 Check (±0.1)	X					
		Cond. Check ___	X					
	Conductivity Calibration^	0			NA	NA	NA	
		___						
	DO Check	0 mg/l DO	X					
	DO Calibration	0% DO^						
		100 % DO			NA	NA	N A	

Maintenance	
Changed pH Solution	
Replaced DO Membrane	
Cleaned Turbidity Sensor	
Replaced Batteries	

7.0 pH Check*		
Time	pH	Temp

Temperature Correction Value
°C

Comments

^ Calibration required if check is not within criteria outlined in SOPs (DO: ≤ 0.3 mg/L and Conductivity: ± 1%)

*: pH check every 3 hours OR immediately following completion (±0.2 pH units) of low flow sampling at well if well purging exceeds 3 hours

Time	Pine S/N: 19965	Lamotte 2020_ Pre	Post	Calibration Lot #	Date Open	Date Expires
0715	0 NTU	0.02	0.00	C585316	4.29.16	2.28.17
0718	1 NTU	1.06	1.00	C585413	↓	1.31.17
0720	10 NTU	9.30	10.00	C584140		1.31.17

Comments

Turbidity Check Every 20 Samples		
Solution	Time	NTU
10		
10		

Time	Pine S/N	PID MiniRAE	
	100 ppm Isobutylene Lot#		
	Calibration	Pre	Post
	Fresh Air (ppm)		
	Calibration Gas (ppm)		
	Bump Test (ppm)	NA	

Comments

Time	Pine S/N	VRAE	
	4 Gas Lot#		
	Calibration	Pre	Post
Fresh Air	LEL		
	O2		
	CO		
	H2S		
Calibration Gas	LEL		
	O2		
	CO		
	H2S		
Bump Test	LEL	NA	
	O2	NA	
	CO	NA	
	H2S	NA	

Comments

NA: Not Applicable

Person Performing Calibration: Roy Wagner Signature: Roy Wagner

TETRA TECH

Documentation of Field Calibration

Date: 4-29-16 Site Name: LMC-GN Project No.: 117-0507642

Time	Pine S/N:		Horiba U-___ Pre	Post	Calibration Lot #	Date Open	Date Expires	
	Auto Calibration Solution	Temp (°C)						
		pH - 4.0						
		ORP (mV)						
		Cond. (mS/cm)						
		DO (mg/L)						Temp (°C)
		Turbidity (NTU)						
	2 Point pH Calibration	pH - 4.0						
		pH - 10.0						
	Calibration Check	pH 7.0 Check (±0.1)						
		Cond. Check _____						
	Conductivity Calibration^	0			NA	NA	NA	
		_____						
	DO Check	0 mg/l DO						
	DO Calibration	0% DO^						
		100 % DO			NA	NA	N A	

Maintenance	
Changed pH Solution	
Replaced DO Membrane	
Cleaned Turbidity Sensor	
Replaced Batteries	

7.0 pH Check*		
Time	pH	Temp

Comments

Temperature Correction Value
°C

^ Calibration required if check is not within criteria outlined in SOPs (DO: ≤ 0.3 mg/L and Conductivity: ± 1%)

*: pH check every 3 hours OR immediately following completion (±0.2 pH units) of low flow sampling at well if well purging exceeds 3 hours

Time	Pine S/N: AO 2738	Lamotte 2020_ Pre	Post	Calibration Lot #	Date Open	Date Expires
0733	0 NTU	0.14	0.00	C585316	4-22-16	2-28-17
	1 NTU	0.94	1.00	C585113	↓	1-31-17
	10 NTU	10.76	10.00	C58[redacted]1940		1-31-17

Comments

Turbidity Check Every 20 Samples		
Solution	Time	NTU
10		
10		

Time	Pine S/N	PID MiniRAE	
	100 ppm Isobutylene Lot#		
	Calibration	Pre	Post
	Fresh Air (ppm)		
	Calibration Gas (ppm)		
	Bump Test (ppm)	NA	

Comments

Time	Pine S/N	VRAE	
	4 Gas Lot#		
	Calibration	Pre	Post
	Fresh Air: LEL		
	Fresh Air: O2		
	Fresh Air: CO		
	Fresh Air: H2S		
	Calibration Gas: LEL		
	Calibration Gas: O2		
	Calibration Gas: CO		
	Calibration Gas: H2S		
	Bump Test: LEL	NA	
	Bump Test: O2	NA	
	Bump Test: CO	NA	
	Bump Test: H2S	NA	

Comments

NA: Not Applicable

Person Performing Calibration: Roy WAGNER Signature: Roy Wagner

TETRA TECH

Documentation of Field Calibration

Date: 4.29.16 Site Name: LMC- GN Project No.: 117-0507642

Time	Pine S/N:		Horiba U-___ Pre	Post	Calibration Lot #	Date Open	Date Expires	Temp (°C)
	Auto Calibration Solution	Temp (°C)						
		pH - 4.0						
		ORP (mV)						
		Cond. (mS/cm)						
		DO (mg/L)						
		Turbidity (NTU)						
	2 Point pH Calibration	pH - 4.0						
		pH - 10.0						
	Calibration Check	pH 7.0 Check (±0.1)						
		Cond. Check _____						
	Conductivity Calibration^	0			NA	NA	NA	
		_____						
	DO Check	0 mg/l DO						
	DO Calibration	0% DO^						
		100 % DO			NA	NA	N A	

Maintenance	
Changed pH Solution	
Replaced DO Membrane	
Cleaned Turbidity Sensor	
Replaced Batteries	

7.0 pH Check*		
Time	pH	Temp

Comments

Temperature Correction Value
°C

^ Calibration required if check is not within criteria outlined in SOPs (DO: ≤ 0.3 mg/L and Conductivity: ± 1%)

*: pH check every 3 hours OR immediately following completion (±0.2 pH units) of low flow sampling at well if well purging exceeds 3 hours

Time	Pine S/N: 034025	Lamotte 2020_ Pre	Post	Calibration Lot #	Date Open	Date Expires
0728	0 NTU	-0.00	0.00	C585316	4.27.16	2.28.17
0730	1 NTU	1.02	1.00	C585117	↓	1.31.17
0732	10 NTU	10.63	10.00	C584140	↓	1.31.17

Comments

Turbidity Check Every 20 Samples		
Solution	Time	NTU
10		
10		

Time	Pine S/N	PID MiniRAE	
	100 ppm Isobutylene Lot#		
	Calibration	Pre	Post
	Fresh Air (ppm)		
	Calibration Gas (ppm)		
	Bump Test (ppm)	NA	
	Comments		

Time	Pine S/N	VRAE	
	4 Gas Lot#		
	Calibration	Pre	Post
	Fresh Air – LEL		
	Fresh Air – O2		
	Fresh Air – CO		
	Fresh Air – H2S		
	Calibration Gas – LEL		
	Calibration Gas – O2		
	Calibration Gas – CO		
	Calibration Gas – H2S		
	Bump Test – LEL	NA	
	Bump Test – O2	NA	
	Bump Test – CO	NA	
	Bump Test – H2S	NA	
	Comments		

NA: Not Applicable

Person Performing Calibration: Roy Wagner Signature: Roy Wagner

TETRA TECH

Documentation of Field Calibration

Date: 4/29/16

Site Name: LMC - Great Neck

Project No.: 117-0507642

Time	Pine S/N: 25353		Horiba U-52 Pre	Horiba U-52 Post	Calibration Lot #	Date Open	Date Expires	Temp (°C)
	Auto Calibration Solution	Temp (°C)						
		pH - 4.0						
		ORP (mV)						
		Cond. (mS/cm)						
		DO (mg/L)						
		Turbidity (NTU)						
0733	2 Point pH Calibration	pH - 4.0	4.69	4.00	6GA048	4/29/16	1/31/18	18.73
0734		pH - 10.0	9.37	10.00	6GB188		2/28/18	18.79
0745	Calibration Check	pH 7.0 Check (±0.1)	X	7.02	6GA544		1/31/18	18.84
0748		Cond. Check 4.49	X	4.47	C585012		2/28/19	18.71
	Conductivity Calibration^	0			NA	NA	NA	
		____						
0752	DO Check	0 mg/l DO	X	0.00	20120320042		1/7/17	18.64
	DO Calibration	0% DO^						
		100 % DO			NA	NA	N A	

Maintenance	
Changed pH Solution	
Replaced DO Membrane	
Cleaned Turbidity Sensor	
Replaced Batteries	

7.0 pH Check*		
Time	pH	Temp

Comments

Temperature Correction Value
°C

^ Calibration required if check is not within criteria outlined in SOPs (DO: ≤ 0.3 mg/L and Conductivity: ± 1%)

*: pH check every 3 hours OR immediately following completion (±0.2 pH units) of low flow sampling at well if well purging exceeds 3 hours

Time	Pine S/N:	Lamotte 2020_ Pre	Lamotte 2020_ Post	Calibration Lot #	Date Open	Date Expires
	0 NTU					
	1 NTU					
	10 NTU					

Comments

Turbidity Check Every 20 Samples		
Solution	Time	NTU
10		
10		

Time	Pine S/N	PID MiniRAE	
	100 ppm Isobutylene Lot#		
	Calibration	Pre	Post
	Fresh Air (ppm)		
	Calibration Gas (ppm)		
	Bump Test (ppm)	NA	

Comments

Time	Pine S/N	VRAE	
	4 Gas Lot#		
	Calibration	Pre	Post
	Fresh Air – LEL		
	Fresh Air – O2		
	Fresh Air – CO		
	Fresh Air – H2S		
	Calibration Gas – LEL		
	Calibration Gas – O2		
	Calibration Gas – CO		
	Calibration Gas – H2S		
	Bump Test – LEL	NA	
	Bump Test – O2	NA	
	Bump Test – CO	NA	
	Bump Test – H2S	NA	

Comments

NA: Not Applicable

Person Performing Calibration: Amber Kelly

Signature: [illegible]

TETRA TECH

Documentation of Field Calibration

Date: 4/29/16

Site Name: LMC - Great Neck

Project No.: 117-0507642

Time	Pine S/N: 21275		Horiba U-___ Pre	Post	Calibration Lot #	Date Open	Date Expires	Temp (°C)
	Auto Calibration Solution	Temp (°C)						
		pH - 4.0						
		ORP (mV)						
		Cond. (mS/cm)						
		DO (mg/L)						
		Turbidity (NTU)						
0740	2 Point pH Calibration	pH - 4.0	4.79	4.00	6GA048	4/29/16	1/31/18	19.98
0743		pH - 10.0	9.12	10.00	6GB188		2/28/18	19.21
0747	Calibration Check	pH 7.0 Check (±0.1)	X	7.03	6GA544		1/31/18	19.18
0750		Cond. Check 4.49	X	4.51	C585316		2/28/17	19.09
	Conductivity Calibration^	0			NA	NA	NA	
		____						
0754	DO Check	0 mg/l DO	X	0.00	2012023049		1/9/17	19.03
	DO Calibration	0% DO^						
		100 % DO			NA	NA	N A	

Maintenance	
Changed pH Solution	
Replaced DO Membrane	
Cleaned Turbidity Sensor	
Replaced Batteries	

7.0 pH Check*		
Time	pH	Temp

Comments

Temperature Correction Value
°C

^ Calibration required if check is not within criteria outlined in SOPs (DO: ≤ 0.3 mg/L and Conductivity: ± 1%)

*: pH check every 3 hours OR immediately following completion (±0.2 pH units) of low flow sampling at well if well purging exceeds 3 hours

Time	Pine S/N:	Lamotte 2020_ Pre	Post	Calibration Lot #	Date Open	Date Expires
	0 NTU					
	1 NTU					
	10 NTU					

Comments

Turbidity Check Every 20 Samples		
Solution	Time	NTU
10		
10		

Time	Pine S/N	PID MiniRAE	
	100 ppm Isobutylene Lot#		
	Calibration	Pre	Post
	Fresh Air (ppm)		
	Calibration Gas (ppm)		
	Bump Test (ppm)	NA	

Comments

Time	Pine S/N	VRAE	
	4 Gas Lot#		
	Calibration	Pre	Post
Fresh Air	LEL		
	O2		
	CO		
	H2S		
Calibration Gas	LEL		
	O2		
	CO		
	H2S		
Bump Test	LEL	NA	
	O2	NA	
	CO	NA	
	H2S	NA	

Comments

NA: Not Applicable

Person Performing Calibration: Andrea Kelly

Signature: [signature]

LOW FLOW SAMPLING
DATA SHEET

SHEET 1 OF 7

SITE: CMC - Greenpoint, NY
DATE: 7/7/16
WEATHER: sunny, Hot 80-90's

CONSULTING FIRM: Tetra Tech (NJDEP Lab #10018)
FIELD PERSONNEL: P. Morita

MONITOR WELL: MW-1MI-xx
WELL DEPTH:
SCREENED/OPEN INTERVAL: 235-255
WELL PERMIT #:
WELL DIAMETER: 4" Inches

PID/FID READINGS (ppm): BACKGROUND: -
BENEATH OUTER CAP: -
BENEATH INNER CAP: -

PUMP INTAKE DEPTH: 245 ft below TIC (Drop tube 7, Bladder pump 115')
DEPTH TO WATER BEFORE PUMP INSTALLATION: 97.07 ft below TIC
MAKE/MODEL OF PUMP: Marshalls SERIAL #: 025

TIME	PURGING	SAMPLING	pH (pH units) READING	pH CHANGE*	SPECIFIC CONDUCTIVITY (mS/cm) READING	SPECIFIC CONDUCTIVITY CHANGE*	REDOX POTENTIAL (mv) READING	REDOX POTENTIAL CHANGE*	DISSOLVED OXYGEN (mg/l) READING	DISSOLVED OXYGEN CHANGE*	TURBIDITY (NTU) READING	TURBIDITY CHANGE*	TEMPERATURE (degrees C) READING	TEMPERATURE CHANGE*	PUMPING RATE (ml/min)	DEPTH TO WATER (ft below TOC)
10:20			START	NA		NA		NA		NA		NA		NA		96.40
10:30			6.64	0.00	0.364	0.000	225	0.000	4.02	0.00	1.17	0.00	21.05	0.00	260	96.34
10:35			6.47	0.00	0.359	0.000	212	0.000	3.94	0.00	1.03	0.00	20.69	0.00	250	96.20
10:45			6.41	0.00	0.317	0.000	205	0.000	3.73	0.00	1.90	0.00	20.79	0.00	250	96.16
10:50			6.38	0.00	0.286	0.000	194	0.000	3.81	0.00	1.76	0.00	20.74	0.00	250	96.09
10:52 * 10:55			6.37	0.00	0.284	0.000	190	0.000	3.98	0.00	1.51	0.00	20.52	0.00	250	96.07
11:00			6.37	0.00	0.284	0.000	187	0.000	3.99	0.00	1.00	0.00	20.81	0.00	250	96.05
11:05			6.36	0.00	0.283	0.000	185	0.000	3.95	0.00	1.14	0.00	20.95	0.00	250	96.03
11:10			6.35	0.00	0.283	0.000	184	0.000	3.96	0.00	1.21	0.00	20.91	0.00	250	96.03
11:15			6.36	0.00	0.282	0.000	184	0.000	3.95	0.00	1.18	0.00	20.75	0.00	250	96.03
11:20			SAMPLE	0.00		0.000		0.000		0.00		0.00		0.00		

COMMENTS: Post 11:30 * Tubing purged water @ 10:52 - 1.4 gallons 6.35 0.284 180 3.91 60psi 0.94 20R/10D 20.76 250 96.03

PURGED ~ 4.9 gallons

7e 700mL - 5300 per gallon = 1.4

5300mL

TEMPERATURE CORRECTION FACTOR °C: 0.0

MAKE/MODEL OF WQ METER: SERIAL #: 21164

MAKE/MODEL OF WQ METER: SERIAL #: 024749

Department Sanctioned Analytical Methods: pH (SM 4500-H+B), temp (SM 2550 B), spec. cond. (EPA 120.1), turbidity (EPA 180.1), DO (SM 4500-O G)

*INDICATOR PARAMETERS HAVE STABLIZED WHEN 3 CONSECUTIVE READINGS ARE WITHIN: ± 0.1 for pH; ± 3% for Specific Conductivity and Temperature; ± 10 mv for Redox Potential; and ± 10% for Dissolved Oxygen and Turbidity

LOW FLOW SAMPLING
DATA SHEET

SHEET 1 OF 2

SITE: LMC - Greenpeck
DATE: 7/7/16
WEATHER: sunny Hot 80-90's

CONSULTING FIRM: Tetra Tech (NJDEP Lab #10018)
FIELD PERSONNEL: P. Menta

MONITOR WELL: MW-1 MI/L-XX WELL DEPTH: 342
SCREENED/OPEN INTERVAL: 322-342
WELL PERMIT #:
WELL DIAMETER: 4 Inches

PID/FID READINGS (ppm): BACKGROUND: –
BENEATH OUTER CAP: –
BENEATH INNER CAP: –

PUMP INTAKE DEPTH: 332 (Bladder Pump @ 115') ft below TIC
DEPTH TO WATER BEFORE PUMP INSTALLATION: 96.01 ft below TIC
MAKE/MODEL OF PUMP: marshalic SERIAL #: 299

TIME	PURGING	SAMPLING	pH (pH units) READING	pH CHANGE*	SPECIFIC CONDUCTIVITY (mS/cm) READING	SPECIFIC CONDUCTIVITY CHANGE*	REDOX POTENTIAL (mv) READING	REDOX POTENTIAL CHANGE*	DISSOLVED OXYGEN (mg/l) READING	DISSOLVED OXYGEN CHANGE*	TURBIDITY (NTU) READING	TURBIDITY CHANGE*	TEMPERATURE (degrees C) READING	TEMPERATURE CHANGE*	PUMPING RATE (ml/min)	DEPTH TO WATER (ft below TOC)
11:55			START	NA		NA		NA		NA		NA		NA		96.19
12:10			6.45	0.00	0.487	0.000	207	0.000	4.97	0.00	20.2	0.00	18.98	0.00	250	96.19
12:15			6.49	0.00	0.488	0.000	208	0.000	4.30	0.00	19.2	0.00	18.80	0.00	250	96.19
12:20			6.44	0.00	0.504	0.000	202	0.000	3.91	0.00	13.6	0.00	18.79	0.00	250	96.19
12:25			6.44	0.00	0.506	0.000	198	0.000	3.61	0.00	10.70	0.00	18.56	0.00	250	96.19
12:30			6.43	0.00	0.496	0.000	197	0.000	3.37	0.00	13.4	0.00	18.63	0.00	250	96.19
12:35			6.43	0.00	0.489	0.000	180	0.000	2.95	0.00	38.9	0.00	18.59	0.00	250	96.19
12:40			6.43	0.00	0.486	0.000	155	0.000	2.80	0.00	37.7	0.00	18.70	0.00	250	96.19
12:45			6.41	0.00	0.478	0.000	144	0.000	2.72	0.00	34.0	0.00	18.45	0.00	250	96.19
12:50			6.40	0.00	0.474	0.000	139	0.000	2.68	0.00	32.5	0.00	18.40	0.00	250	96.19
12:55			6.40	0.00	0.472	0.000	137	0.000	2.66	0.00	31.2	0.00	18.36	0.00	250	96.19

12:37

8700 / 750 mL = 11.6 = 2.3 gallons

COMMENTS: Tubing purged @ 12:37 - 2.3 gallons

20R / 10D ~60-62

pH Bump @ 14:33 7.07 25.16

TEMPERATURE CORRECTION FACTOR °C			0.0
MAKE/MODEL OF WQ METER:	U-52	SERIAL #:	21164
MAKE/MODEL OF WQ METER:	LAMOTTE	SERIAL #:	029749

Department Sanctioned Analytical Methods: pH (SM 4500-H+B), temp (SM 2550 B), spec. cond. (EPA 120.1), turbidity (EPA 180.1), DO (SM 4500-O G)

*INDICATOR PARAMETERS HAVE STABLIZED WHEN 3 CONSECUTIVE READINGS ARE WITHIN: ± 0.1 for pH; ± 3% for Specific Conductivity and Temperature; ± 10 mv for Redox Potential; and ± 10% for Dissolved Oxygen and Turbidity

LOW FLOW SAMPLING
DATA SHEET

SITE: UMC-Great Notch
DATE: 7/7/16
WEATHER: sunny, hot 80-90's

CONSULTING FIRM: Tetra Tech (NJDEP Lab #10018)
FIELD PERSONNEL: P. Morta

MONITOR WELL: MW-1MI/L-xx
WELL DEPTH: 342
SCREENED/OPEN INTERVAL:
WELL PERMIT #:
WELL DIAMETER: 4 Inches

PID/FID READINGS (ppm):
BACKGROUND: -
BENEATH OUTER CAP: -
BENEATH INNER CAP: -

PUMP INTAKE DEPTH: 332 ft below TIC (Unop tubing; Bladder pumpe 115)
DEPTH TO WATER BEFORE PUMP INSTALLATION: 96.01 ft below TIC
MAKE/MODEL OF PUMP: marshalle SERIAL #: 29

TIME	PURGING	SAMPLING	pH (pH units) READING	pH CHANGE*	SPECIFIC CONDUCTIVITY (mS/cm) READING	SPECIFIC CONDUCTIVITY CHANGE*	REDOX POTENTIAL (mv) READING	REDOX POTENTIAL CHANGE*	DISSOLVED OXYGEN (mg/l) READING	DISSOLVED OXYGEN CHANGE*	TURBIDITY (NTU) READING	TURBIDITY CHANGE*	TEMPERATURE (degrees C) READING	TEMPERATURE CHANGE*	PUMPING RATE (ml/min)	DEPTH TO WATER (ft below TOC)
13:00			6.40	NA	0.469	NA	136	NA	2.61	NA	29.3	NA	18.63	NA	250	96.19
13:05		x	SAMPLE	0.00		0.000		0.000		0.00		0.00		0.00		
Post 13:14			6.40	0.00	0.464	0.000	140	0.000	2.43	0.00	34.5	0.00	18.38	0.00	250	96.19
				0.00		0.000		0.000		0.00		0.00		0.00		
				0.00		0.000		0.000		0.00		0.00		0.00		
				0.00		0.000		0.000		0.00		0.00		0.00		
				0.00		0.000		0.000		0.00		0.00		0.00		
				0.00		0.000		0.000		0.00		0.00		0.00		
				0.00		0.000		0.000		0.00		0.00		0.00		
				0.00		0.000		0.000		0.00		0.00		0.00		
				0.00		0.000		0.000		0.00		0.00		0.00		

COMMENTS:

TEMPERATURE CORRECTION FACTOR °C	0.0
MAKE/MODEL OF WQ METER: U-52 SERIAL #:	21164
MAKE/MODEL OF WQ METER: LaMotte SERIAL #:	029749

Department Sanctioned Analytical Methods: pH (SM 4500-H+B), temp (SM 2550 B), spec. cond. (EPA 120.1), turbidity (EPA 180.1), DO (SM 4500-O G)

*INDICATOR PARAMETERS HAVE STABLIZED WHEN 3 CONSECUTIVE READINGS ARE WITHIN: ± 0.1 for pH; ± 3% for Specific Conductivity and Temperature; ± 10 mv for Redox Potential; and ± 10% for Dissolved Oxygen and Turbidity

LOW FLOW SAMPLING
DATA SHEET

SHEET 1 OF 1

SITE: LMC - Great Neck
DATE: 7/7/16
WEATHER: Sunny, 80-90's

CONSULTING FIRM: Tetra Tech (NJDEP Lab #10018)
FIELD PERSONNEL: P. Montz

MONITOR WELL: MW-16L-XX
WELL DEPTH: 147
SCREENED/OPEN INTERVAL: 127-147
WELL PERMIT #:
WELL DIAMETER: 4 Inches

PID/FID READINGS (ppm):
BACKGROUND: –
BENEATH OUTER CAP: –
BENEATH INNER CAP: –

PUMP INTAKE DEPTH: Drop tube 137 ft below TIC Bladder set @ 115'
DEPTH TO WATER BEFORE PUMP INSTALLATION: 96.12 ft below TIC
MAKE/MODEL OF PUMP: Marshalle SERIAL #: 648

TIME	PURGING	SAMPLING	pH (pH units) READING	pH CHANGE*	SPECIFIC CONDUCTIVITY (mS/cm) READING	SPECIFIC CONDUCTIVITY CHANGE*	REDOX POTENTIAL (mv) READING	REDOX POTENTIAL CHANGE*	DISSOLVED OXYGEN (mg/l) READING	DISSOLVED OXYGEN CHANGE*	TURBIDITY (NTU) READING	TURBIDITY CHANGE*	TEMPERATURE (degrees C) READING	TEMPERATURE CHANGE*	PUMPING RATE (ml/min)	DEPTH TO WATER (ft below TOC)
09:05			START	NA		NA		NA		NA		NA		NA	~~250~~ pm	96.53
09:10			7.39	0.00	1.56	0.000	93	0.000	0.16	0.00	8.76	0.00	21.65	0.00	250	96.53
* 09:15			6.84	0.00	1.53	0.000	125	0.000	0.52	0.00	4.36	0.00	20.68	0.00	250	96.53
09:20			6.70	0.00	1.61	0.000	133	0.000	0.73	0.00	4.47	0.00	18.23	0.00	250	96.53
09:25			6.68	0.00	1.61	0.000	134	0.000	0.82	0.00	2.87	0.00	18.02	0.00	250	96.53
09:30			6.65	0.00	1.60	0.000	127	0.000	1.08	0.00	2.05	0.00	18.06	0.00	250	96.53
09:35			6.63	0.00	1.59	0.000	126	0.000	1.27	0.00	1.20	0.00	18.08	0.00	250	96.53
09:40			6.62	0.00	1.59	0.000	125	0.000	1.24	0.00	1.34	0.00	17.95	0.00	250	96.53
09:45			6.62	0.00	1.58	0.000	125	0.000	1.26	0.00	1.23	0.00	18.15	0.00	250	96.53
9:50			6.61	0.00	1.58	0.000	126	0.000	1.28	0.00	1.17	0.00	18.19	0.00	250	96.53
9:55		X	SAMPLE	0.00		0.000		0.000		0.00		0.00		0.00		

COMMENTS: POST 10:07 * purged tubing 9:15 ~ 9.5 gallons 6.60 1.57 129 1.35 1.35 20/10 65psi 18.28 250 96.53

purged ~ 49 gallons

TEMPERATURE CORRECTION FACTOR °C	0.0
MAKE/MODEL OF WQ METER: U-52 SERIAL #:	21164
MAKE/MODEL OF WQ METER: LAMOTTE SERIAL #:	029749

Department Sanctioned Analytical Methods: pH (SM 4500-H+B), temp (SM 2550 B), spec. cond. (EPA 120.1), turbidity (EPA 180.1), DO (SM 4500-O G)

*INDICATOR PARAMETERS HAVE STABLIZED WHEN 3 CONSECUTIVE READINGS ARE WITHIN: ± 0.1 for pH; ± 3% for Specific Conductivity and Temperature; ± 10 mv for Redox Potential; and ± 10% for Dissolved Oxygen and Turbidity

LOW FLOW SAMPLING
DATA SHEET

SHEET 1 OF 2

SITE: WMC - GW
DATE: 07/08/16
WEATHER: Sunny, 90°F

CONSULTING FIRM: Tetra Tech (NJDEP Lab #10018)
FIELD PERSONNEL: J. Buk

MONITOR WELL: MW-1ML
WELL DEPTH: 400
SCREENED/OPEN INTERVAL: 390-400
WELL PERMIT #:
WELL DIAMETER: 4 Inches

PID/FID READINGS (ppm): BACKGROUND: / BENEATH OUTER CAP: / BENEATH INNER CAP: /

PUMP INTAKE DEPTH: 395 ft below TIC
DEPTH TO WATER BEFORE PUMP INSTALLATION: 96.74 ft below TIC
MAKE/MODEL OF PUMP: GEOTECH Bladder SERIAL #: 732

TIME	PURGING	SAMPLING	pH (pH units) READING	pH CHANGE*	SPECIFIC CONDUCTIVITY (mS/cm) READING	SPECIFIC CONDUCTIVITY CHANGE*	REDOX POTENTIAL (mv) READING	REDOX POTENTIAL CHANGE*	DISSOLVED OXYGEN (mg/l) READING	DISSOLVED OXYGEN CHANGE*	TURBIDITY (NTU) READING	TURBIDITY CHANGE*	TEMPERATURE (degrees C) READING	TEMPERATURE CHANGE*	PUMPING RATE (ml/min)	DEPTH TO WATER (ft below TOC)
1030			Send	NA		NA		NA		NA		NA		NA		
1040	X		6.25	0.00	0.309	0.000	168	0.000	4.01	0.00	7.1	0.00	18.24	0.00	500	96.75
1050	X		6.02	0.00	0.309	0.000	175	0.000	3.53	0.00	6.76	0.00	17.80	0.00	500	96.79
* 1105	Y		5.94	0.00	0.291	0.000	147	0.000	3.98	0.00	6.66	0.00	18.08	0.00	500	96.78
1110	X		5.92	0.00	0.290	0.000	142	0.000	4.18	0.00	5.02	0.00	17.92	0.00	500	96.78
1115	X		5.92	0.00	0.290	0.000	143	0.000	14.19	0.00	5.10	0.00	17.99	0.00	350	96.78
1120	X		5.91	0.00	0.289	0.000	143	0.000	4.22	0.00	4.90	0.00	18.07	0.00	350	96.78
1125	X		5.90	0.00	0.287	0.000	147	0.000	4.23	0.00	3.50	0.00	18.09	0.00	350	96.78
1130	X		5.90	0.00	0.286	0.000	149	0.000	4.17	0.00	2.81	0.00	17.90	0.00	350	96.78
1135	X		5.88	0.00	0.284	0.000	156	0.000	4.19	0.00	2.76	0.00	17.94	0.00	350	96.78
1140	X		5.89	0.00	0.283	0.000	158	0.000	4.21	0.00	2.69	0.00	17.89	0.00	350	96.78

COMMENTS: Start purge @ 1030 mp-10 70psi SAMPLED AT 1145
* 2.90 GAL Purged 20/10D

TEMPERATURE CORRECTION FACTOR °C	
MAKE/MODEL OF WQ METER: Horiba U-52 SERIAL #:	21164
MAKE/MODEL OF WQ METER: La Motte 2020 SERIAL #:	029749

Department Sanctioned Analytical Methods: pH (SM 4500-H+B), temp (SM 2550 B), spec. cond. (EPA 120.1), turbidity (EPA 180.1), DO (SM 4500-O G)

*INDICATOR PARAMETERS HAVE STABLIZED WHEN 3 CONSECUTIVE READINGS ARE WITHIN: ± 0.1 for pH; ± 3% for Specific Conductivity and Temperature; ± 10 mv for Redox Potential; and ± 10% for Dissolved Oxygen and Turbidity

LOW FLOW SAMPLING
DATA SHEET

SHEET 2 OF 2

SITE: LWC - GN
DATE: 07/08/16
WEATHER: Sunny, 90°F

CONSULTING FIRM: Tetra Tech (NJDEP Lab #10018)
FIELD PERSONNEL: Tom Bulk

MONITOR WELL: MW-10L
WELL DEPTH: 400
SCREENED/OPEN INTERVAL: 390-400
WELL PERMIT #:
WELL DIAMETER: 4 Inches

PID/FID READINGS (ppm): BACKGROUND: ____ BENEATH OUTER CAP: ____ BENEATH INNER CAP: ____

PUMP INTAKE DEPTH: 395 ft below TIC
DEPTH TO WATER BEFORE PUMP INSTALLATION: 96.70 ft below TIC
MAKE/MODEL OF PUMP: Geotech Bladder SERIAL #: 732

	TIME	PURGING	SAMPLING	pH (pH units) READING	pH CHANGE*	SPECIFIC CONDUCTIVITY (mS/cm) READING	SPECIFIC CONDUCTIVITY CHANGE*	REDOX POTENTIAL (mv) READING	REDOX POTENTIAL CHANGE*	DISSOLVED OXYGEN (mg/l) READING	DISSOLVED OXYGEN CHANGE*	TURBIDITY (NTU) READING	TURBIDITY CHANGE*	TEMPERATURE (degrees C) READING	TEMPERATURE CHANGE*	PUMPING RATE (ml/min)	DEPTH TO WATER (ft below TOC)
Part	1158			5.97	NA	0.250	NA	159	NA	4.25	NA	2.01	NA	17.95	NA	350	96.70
					0.00		0.000		0.000		0.00		0.00		0.00		
					0.00		0.000		0.000		0.00		0.00		0.00		
					0.00		0.000		0.000		0.00		0.00		0.00		
					0.00		0.000		0.000		0.00		0.00		0.00		
					0.00		0.000		0.000		0.00		0.00		0.00		
					0.00		0.000		0.000		0.00		0.00		0.00		
					0.00		0.000		0.000		0.00		0.00		0.00		
					0.00		0.000		0.000		0.00		0.00		0.00		
					0.00		0.000		0.000		0.00		0.00		0.00		
					0.00		0.000		0.000		0.00		0.00		0.00		

COMMENTS:

TEMPERATURE CORRECTION FACTOR °C	
MAKE/MODEL OF WQ METER: Horiba U-52 SERIAL #:	21164
MAKE/MODEL OF WQ METER: LaMotte 2020 SERIAL #:	029749

Department Sanctioned Analytical Methods: pH (SM 4500-H+B), temp (SM 2550 B), spec. cond. (EPA 120.1), turbidity (EPA 180.1), DO (SM 4500-O G)

*INDICATOR PARAMETERS HAVE STABLIZED WHEN 3 CONSECUTIVE READINGS ARE WITHIN: ± 0.1 for pH; ± 3% for Specific Conductivity and Temperature; ± 10 mv for Redox Potential; and ± 10% for Dissolved Oxygen and Turbidity

LOW FLOW SAMPLING
DATA SHEET

SHEET 1 OF 1

SITE: Lnc. Great Neck
DATE: 7/14/16
WEATHER: P. Cloudy 80°F

CONSULTING FIRM: Tetra Tech (NJDEP Lab #10018)
FIELD PERSONNEL: A. Kelly

MONITOR WELL: MW-2GL
WELL DEPTH: 147
SCREENED/OPEN INTERVAL:
WELL PERMIT #:
WELL DIAMETER: 4 Inches

PID/FID READINGS (ppm): BACKGROUND:
BENEATH OUTER CAP:
BENEATH INNER CAP:

PUMP INTAKE DEPTH: 137 ft below TIC
DEPTH TO WATER BEFORE PUMP INSTALLATION: 78.70 ft below TIC
MAKE/MODEL OF PUMP: Geotech SERIAL #: 299

TIME	PURGING	SAMPLING	pH (pH units) READING	pH CHANGE*	SPECIFIC CONDUCTIVITY (mS/cm) READING	SPECIFIC CONDUCTIVITY CHANGE*	REDOX POTENTIAL (mv) READING	REDOX POTENTIAL CHANGE*	DISSOLVED OXYGEN (mg/l) READING	DISSOLVED OXYGEN CHANGE*	TURBIDITY (NTU) READING	TURBIDITY CHANGE*	TEMPERATURE (degrees C) READING	TEMPERATURE CHANGE*	PUMPING RATE (ml/min)	DEPTH TO WATER (ft below TOC)
0920	X			NA		NA		NA		NA		NA		NA	—	78.70
0930	X		6.59	0.00	0.754	0.000	45	0.000	4.14	0.00	190	0.00	19.79	0.00	300	78.68
0935	X		6.59	0.00	0.680	0.000	69	0.000	3.04	0.00	24.6	0.00	19.14	0.00	400	78.68
0940	X		6.60	0.00	0.677	0.000	81	0.000	3.03	0.00	22.7	0.00	19.20	0.00	400	78.68
0945	X		6.59	0.00	0.675	0.000	99	0.000	2.90	0.00	23.1	0.00	19.22	0.00	400	78.68
0950	X		6.59	0.00	0.672	0.000	109	0.000	2.84	0.00	20.6	0.00	19.18	0.00	400	78.68
0955	X		6.59	0.00	0.671	0.000	117	0.000	2.92	0.00	21.9	0.00	19.11	0.00	400	78.68
1000	X		6.55	0.00	0.690	0.000	125	0.000	2.74	0.00	20.5	0.00	19.04	0.00	400	78.68
1005	X		6.59	0.00	0.668	0.000	131	0.000	2.73	0.00	20.1	0.00	19.00	0.00	400	78.68
1010	X		6.56	0.00	0.666	0.000	135	0.000	2.77	0.00	20.9	0.00	19.02	0.00	400	78.68
1020	Post		6.58	0.00	0.669	0.000	139	0.000	2.66	0.00	18.3	0.00	19.04	0.00	400	78.68

COMMENTS: No Drop Tubing MW-2GL Sampled @ 1015

Total Vol Purged: 5 gal
pH Buffer @ 1025
pH 7.01 Temp 24.15

np 10/R 20 D 10 pH 80

TEMPERATURE CORRECTION FACTOR °C		0.0	
MAKE/MODEL OF WQ METER:	U-52	SERIAL #:	24123
MAKE/MODEL OF WQ METER:	Lamotte	SERIAL #:	152941

Department Sanctioned Analytical Methods: pH (SM 4500-H+B), temp (SM 2550 B), spec. cond. (EPA 120.1), turbidity (EPA 180.1), DO (SM 4500-O G)

*INDICATOR PARAMETERS HAVE STABLIZED WHEN 3 CONSECUTIVE READINGS ARE WITHIN: ± 0.1 for pH; ± 3% for Specific Conductivity and Temperature; ± 10 mv for Redox Potential; and ± 10% for Dissolved Oxygen and Turbidity

LOW FLOW SAMPLING
DATA SHEET

SHEET 1 OF 2

SITE: Lmc-Great Neck
DATE: 7/14/16
WEATHER: Sunny 85°F

CONSULTING FIRM: Tetra Tech (NJDEP Lab #10018)
FIELD PERSONNEL: A. Kelly

MONITOR WELL: MW-2MI
WELL DEPTH: 250
WELL PERMIT #:
WELL DIAMETER: 4 Inches
pump @100
SCREENED/OPEN INTERVAL:

PID/FID READINGS (ppm): BACKGROUND: / BENEATH OUTER CAP: / BENEATH INNER CAP: /

PUMP INTAKE DEPTH: 240 ft below TIC
DEPTH TO WATER BEFORE PUMP INSTALLATION: 78.54 ft below TIC
MAKE/MODEL OF PUMP: Geotech SERIAL #: 677

TIME	PURGING	SAMPLING	pH (pH units) READING	pH CHANGE*	SPECIFIC CONDUCTIVITY (mS/cm) READING	SPECIFIC CONDUCTIVITY CHANGE*	REDOX POTENTIAL (mv) READING	REDOX POTENTIAL CHANGE*	DISSOLVED OXYGEN (mg/l) READING	DISSOLVED OXYGEN CHANGE*	TURBIDITY (NTU) READING	TURBIDITY CHANGE*	TEMPERATURE (degrees C) READING	TEMPERATURE CHANGE*	PUMPING RATE (ml/min)	DEPTH TO WATER (ft below TOC)
1035	x			NA		NA		NA		NA		NA		NA	—	78.54
1045	x		8.11	0.00	0.104	0.000	90	0.000	6.93	0.00	18.8	0.00	22.38	0.00	200	78.51
1050	x		9.62	0.00	0.104	0.000	66	0.000	0.38	0.00	15.6	0.00	20.66	0.00	200	78.51
1055	x		0.68	0.00	0.104	0.000	61	0.000	0.00	0.00	12.2	0.00	20.51	0.00	200	78.51
1100	x		9.75	0.00	0.104	0.000	59	0.000	0.00	0.00	9.13	0.00	20.35	0.00	200	78.51
* 1105	x		9.76	0.00	0.104	0.000	58	0.000	0.00	0.00	7.35	0.00	20.45	0.00	200	78.51
1110	x		9.15	0.00	0.341	0.000	72	0.000	0.00	0.00	28.6	0.00	19.85	0.00	200	78.51
1115	x		8.06	0.00	0.376	0.000	101	0.000	0.00	0.00	12.4	0.00	19.26	0.00	200	78.51
1120	x		7.75	0.00	0.379	0.000	107	0.000	0.00	0.00	10.13	0.00	19.16	0.00	200	78.51
1125	x		7.63	0.00	0.389	0.000	112	0.000	0.00	0.00	9.31	0.00	19.13	0.00	200	78.51
1130			7.44	0.00	0.405	0.000	110	0.000	0.00	0.00	8.23	0.00	19.23	0.00	200	78.54

COMMENTS:
* Total Vol of Drop Tubing (1.4gal) purged

TEMPERATURE CORRECTION FACTOR °C	0.0
MAKE/MODEL OF WQ METER: U-52 SERIAL #:	21123
MAKE/MODEL OF WQ METER: Lamotte SERIAL #:	1944

pp 10 / R 20 / D 10 / psi 80

Department Sanctioned Analytical Methods: pH (SM 4500-H+B), temp (SM 2550 B), spec. cond. (EPA 120.1), turbidity (EPA 180.1), DO (SM 4500-O G)

*INDICATOR PARAMETERS HAVE STABLIZED WHEN 3 CONSECUTIVE READINGS ARE WITHIN: ± 0.1 for pH; ± 3% for Specific Conductivity and Temperature; ± 10 mv for Redox Potential; and ± 10% for Dissolved Oxygen and Turbidity

LOW FLOW SAMPLING
DATA SHEET

SITE: LMC-Great Neck
DATE: 7/12/16
WEATHER: Sunny 90°F

CONSULTING FIRM: Tetra Tech (NJDEP Lab #10018)
FIELD PERSONNEL: A. Kelly

MONITOR WELL: MW-2MI
WELL DEPTH: 250
WELL PERMIT #:
WELL DIAMETER: 4 Inches
pump @ 103
SCREENED/OPEN INTERVAL:

PID/FID READINGS (ppm): BACKGROUND: / BENEATH OUTER CAP: / BENEATH INNER CAP: /

PUMP INTAKE DEPTH: 240 ft below TIC
DEPTH TO WATER BEFORE PUMP INSTALLATION: 677 ft below TIC
MAKE/MODEL OF PUMP: Geotech SERIAL #: 78551

TIME	PURGING	SAMPLING	pH (pH units) READING	pH CHANGE*	SPECIFIC CONDUCTIVITY (mS/cm) READING	SPECIFIC CONDUCTIVITY CHANGE*	REDOX POTENTIAL (mv) READING	REDOX POTENTIAL CHANGE*	DISSOLVED OXYGEN (mg/l) READING	DISSOLVED OXYGEN CHANGE*	TURBIDITY (NTU) READING	TURBIDITY CHANGE*	TEMPERATURE (degrees C) READING	TEMPERATURE CHANGE*	PUMPING RATE (ml/min)	DEPTH TO WATER (ft below TOC)
1135	X		7.34	NA	0.421	NA	111	NA	0.00	NA	7.14	NA	19.18	NA	200	78.51
1140	X		7.32	0.00	0.432	0.000	112	0.000	0.00	0.00	6.38	0.00	19.25	0.00	200	78.51
1145	X		7.28	0.00	0.443	0.000	112	0.000	0.00	0.00	5.96	0.00	19.17	0.00	200	78.51
1150	X		7.22	0.00	0.450	0.000	108	0.000	0.00	0.00	5.52	0.00	19.30	0.00	200	78.51
1155	X		7.18	0.00	0.458	0.000	110	0.000	0.00	0.00	5.73	0.00	19.36	0.00	200	78.51
1200	X		7.18	0.00	0.463	0.000	109	0.000	0.00	0.00	5.65	0.00	19.38	0.00	200	78.51
1205	X		7.15	0.00	0.469	0.000	109	0.000	0.00	0.00	5.51	0.00	19.39	0.00	200	78.51
1210		X		0.00		0.000		0.000		0.00		0.00		0.00		
1215	pump		7.05	0.00	0.465	0.000	107	0.000	0.00	0.00	4.86	0.00	19.52	0.00	200	78.51
				0.00		0.000		0.000		0.00		0.00		0.00		
				0.00		0.000		0.000		0.00		0.00		0.00		

COMMENTS: Total VOC Purged (7.5 g). MW-2MI-XX
pH Grab @ 1220
pH 7.04 temp 26.23

TEMPERATURE CORRECTION FACTOR °C: 6.0
MAKE/MODEL OF DO METER: YSI 52 SERIAL #: 21123
MAKE/MODEL OF pH METER: Lab Mettler SERIAL #: 19264

Department Sanctioned Analytical Methods: pH (SM 4500-H+B), temp (SM 2550 B), spec. cond. (EPA 120.1), turbidity (EPA 180.1), DO (SM 4500-O G)

*INDICATOR PARAMETERS HAVE STABLIZED WHEN 3 CONSECUTIVE READINGS ARE WITHIN: ± 0.1 for pH; ± 3% for Specific Conductivity and Temperature; ± 10 mv for Redox Potential; and ± 10% for Dissolved Oxygen and Turbidity

LOW FLOW SAMPLING
DATA SHEET

SHEET 1 OF 1

SITE: Lmc Great Neck
DATE: 7/14/16
WEATHER 80° sunny

CONSULTING FIRM: Tetra Tech (NJDEP Lab #10018)
FIELD PERSONNEL: D. Brockelmann

MONITOR WELL MW-2MU
WELL DEPTH: _____
SCREENED/OPEN INTERVAL: _____
WELL PERMIT #: _____
WELL DIAMETER: 4 Inches

PID/FID READINGS (ppm): BACKGROUND: ✓
BENEATH OUTER CAP: ✓
BENEATH INNER CAP: ✓

PUMP INTAKE DEPTH: _____ ft below TIC
DEPTH TO WATER BEFORE PUMP INSTALLATION: 79.20 ft below TIC
MAKE/MODEL OF PUMP: Geotech SERIAL #: _____

TIME	PURGING	SAMPLING	pH (pH units) READING	pH CHANGE*	SPECIFIC CONDUCTIVITY (mS/cm) READING	SPECIFIC CONDUCTIVITY CHANGE*	REDOX POTENTIAL (mv) READING	REDOX POTENTIAL CHANGE*	DISSOLVED OXYGEN (mg/l) READING	DISSOLVED OXYGEN CHANGE*	TURBIDITY (NTU) READING	TURBIDITY CHANGE*	TEMPERATURE (degrees C) READING	TEMPERATURE CHANGE*	PUMPING RATE (ml/min)	DEPTH TO WATER (ft below TOC)
1410*	+		6.31	NA	0.391	NA	217	NA	0.40	NA	5.36	NA	20.00	NA	275	80.29
1415	+		6.26	0.00	0.396	0.000	214	0.000	0	0.00	3.16	0.00	20.02	0.00	275	80.30
1420	+		6.23	0.00	0.403	0.000	215	0.000	0	0.00	3.35	0.00	19.70	0.00	275	80.30
1425	+		6.22	0.00	0.408	0.000	213	0.000	0	0.00	3.21	0.00	19.93	0.00	275	80.30
1430		+	6.21	0.00	0.410	0.000	213	0.000	0	0.00	2.98	0.00	19.89	0.00	275	80.30
				0.00		0.000		0.000		0.00		0.00		0.00		
1440	POST	+	6.20	0.00	0.420	0.000	211	0.000	0	0.00	2.56	0.00	20.32	0.00	275	80.30
				0.00		0.000		0.000		0.00		0.00		0.00		
				0.00		0.000		0.000		0.00		0.00		0.00		
				0.00		0.000		0.000		0.00		0.00		0.00		
				0.00		0.000		0.000		0.00		0.00		0.00		

COMMENTS: * - Drop tube Purged
DT - 0.8 gal
Sampled @ 1435

Bump
pH - 7.08
Temp - 24.12
Time - 1500

TEMPERATURE CORRECTION FACTOR °C: 0

MAKE/MODEL OF WQ METER: Lamotte SERIAL #: 018829

MAKE/MODEL OF WQ METER: U-52 SERIAL #: 21293

Department Sanctioned Analytical Methods: pH (SM 4500-H+B), temp (SM 2550 B), spec. cond. (EPA 120.1), turbidity (EPA 180.1), DO (SM 4500-O G)

*INDICATOR PARAMETERS HAVE STABLIZED WHEN 3 CONSECUTIVE READINGS ARE WITHIN: ± 0.1 for pH; ± 3% for Specific Conductivity and Temperature; ± 10 mv for Redox Potential; and ± 10% for Dissolved Oxygen and Turbidity

LOW FLOW SAMPLING
DATA SHEET

SHEET 1 OF 1

SITE: LMC - Great Notch
DATE: 5/13/16
WEATHER: Sunny 80°F

CONSULTING FIRM: Tetra Tech (NJDEP Lab #10018)
FIELD PERSONNEL: [illegible]

MONITOR WELL: MW-3GL
WELL DEPTH: 149
SCREENED/OPEN INTERVAL:
WELL PERMIT #:
WELL DIAMETER: 4 inches

PID/FID READINGS (ppm): BACKGROUND: / BENEATH OUTER CAP: / BENEATH INNER CAP:

PUMP INTAKE DEPTH: 139 ft below TIC
DEPTH TO WATER BEFORE PUMP INSTALLATION: 88.91 ft below TIC
MAKE/MODEL OF PUMP: Geotech SERIAL #: 694

TIME	PURGING	SAMPLING	pH (pH units) READING	pH CHANGE*	SPECIFIC CONDUCTIVITY (mS/cm) READING	SPECIFIC CONDUCTIVITY CHANGE*	REDOX POTENTIAL (mv) READING	REDOX POTENTIAL CHANGE*	DISSOLVED OXYGEN (mg/l) READING	DISSOLVED OXYGEN CHANGE*	TURBIDITY (NTU) READING	TURBIDITY CHANGE*	TEMPERATURE (degrees C) READING	TEMPERATURE CHANGE*	PUMPING RATE (ml/min)	DEPTH TO WATER (ft below TOC)
1400	x			NA		NA		NA		NA		NA		NA	250	88.21
1420	x		6.40	0.00	0.286	0.000	167	0.000	7.14	0.00	1.81	0.00	24.34	0.00	250	88.95
1425	x		6.28	0.00	0.263	0.000	181	0.000	7.08	0.00	1.13	0.00	20.59	0.00	250	88.95
1430	x		6.16	0.00	0.258	0.000	188	0.000	6.92	0.00	3.61	0.00	20.15	0.00	250	88.91
1435	x		6.09	0.00	0.257	0.000	192	0.000	6.86	0.00	2.41	0.00	19.82	0.00	250	88.95
1440	x		6.05	0.00	0.259	0.000	195	0.000	6.61	0.00	2.28	0.00	19.45	0.00	250	88.90
1445	x		6.05	0.00	0.256	0.000	194	0.000	6.14	0.00	2.36	0.00	19.81	0.00	250	88.95
1450	~~x~~			0.00		0.000		0.000		0.00		0.00		0.00		
~~1455~~ 1500	Post		6.07	0.00	0.257	0.000	199	0.000	6.81	0.00	1.37	0.00	19.39	0.00	250	88.95
				0.00		0.000		0.000		0.00		0.00		0.00		
				0.00		0.000		0.000		0.00		0.00		0.00		

COMMENTS: No Drop Tubing Volume Total VOL Purged (2gal)

TEMPERATURE CORRECTION FACTOR °C: 0

MAKE/MODEL OF WQ METER: U-52 SERIAL #: 21123

MAKE/MODEL OF WQ METER: Curmotto SERIAL #: 29749

mp 10/R 20 D 10 PS3 C8

pH Buffer @ 7510 pH 7.06 Temp 25.13

Department Sanctioned Analytical Methods: pH (SM 4500-H+B), temp (SM 2550 B), spec. cond. (EPA 120.1), turbidity (EPA 180.1), DO (SM 4500-O G)

*INDICATOR PARAMETERS HAVE STABLIZED WHEN 3 CONSECUTIVE READINGS ARE WITHIN: ± 0.1 for pH; ± 3% for Specific Conductivity and Temperature; ± 10 mv for Redox Potential; and ± 10% for Dissolved Oxygen and Turbidity

LOW FLOW SAMPLING
DATA SHEET

SITE: LMC-GN
DATE: 7/13/16
WEATHER: SUNNY, 80°F

CONSULTING FIRM: Tetra Tech (NJDEP Lab #10018)
FIELD PERSONNEL: Jon Bak

MONITOR WELL: [redacted] WELL DEPTH: 335
SCREENED/OPEN INTERVAL: 325-335
WELL PERMIT #: MW-3MC WELL DIAMETER: 4 Inches

PID/FID READINGS (ppm): BACKGROUND: / BENEATH OUTER CAP: / BENEATH INNER CAP: /

PUMP INTAKE DEPTH: 330 ft below TIC
DEPTH TO WATER BEFORE PUMP INSTALLATION: 89.91 ft below TIC
MAKE/MODEL OF PUMP: GEOTECH BLADDER SERIAL #: 648

TIME	PURGING	SAMPLING	pH (pH units) READING	pH CHANGE*	SPECIFIC CONDUCTIVITY (mS/cm) READING	SPECIFIC CONDUCTIVITY CHANGE*	REDOX POTENTIAL (mv) READING	REDOX POTENTIAL CHANGE*	DISSOLVED OXYGEN (mg/l) READING	DISSOLVED OXYGEN CHANGE*	TURBIDITY (NTU) READING	TURBIDITY CHANGE*	TEMPERATURE (degrees C) READING	TEMPERATURE CHANGE*	PUMPING RATE (ml/min)	DEPTH TO WATER (ft below TOC)
1500	X		6.87	NA	0.243	NA	170	NA	6.95	NA	5.76	NA	21.43	NA	400	89.94
1510	X		6.22	0.00	0.244	0.000	195	0.000	5.33	0.00	3.90	0.00	19.44	0.00	400	89.95
1520	X		6.10	0.00	0.241	0.000	198	0.000	4.90	0.00	3.36	0.00	19.52	0.00	400	89.95
* 1525	X		6.02	0.00	0.237	0.000	201	0.000	5.17	0.00	2.73	0.00	19.22	0.00	400	89.95
1530	X		5.94	0.00	0.237	0.000	204	0.000	4.72	0.00	1.71	0.00	19.45	0.00	400	89.95
1535	X		5.90	0.00	0.238	0.000	207	0.000	4.53	0.00	1.66	0.00	19.34	0.00	400	89.95
1545	X		5.94	0.00	0.237	0.000	209	0.000	5.21	0.00	2.02	0.00	18.99	0.00	400	89.95
1550	X		5.93	0.00	0.238	0.000	207	0.000	4.59	0.00	2.26	0.00	19.15	0.00	400	89.95
1555	X		5.92	0.00	0.238	0.000	209	0.000	4.53	0.00	1.92	0.00	19.26	0.00	400	89.95
1600	X		5.93	0.00	0.237	0.000	211	0.000	4.54	0.00	2.01	0.00	19.24	0.00	400	89.95
1605	X		5.90	0.00	0.238	0.000	212	0.000	4.57	0.00	1.68	0.00	19.05	0.00	400	89.95

COMMENTS: * 2.3 GAL PURGED

MP-10 20/10 90psi

TEMPERATURE CORRECTION FACTOR °C	0.0
MAKE/MODEL OF WQ METER: HORIBA U-52 SERIAL #:	21293
MAKE/MODEL OF WQ METER: LAMOTTE 2020 SERIAL #:	018829

5/8" TUBING IN WELL
~~REDUCE~~ INSTALLED WITH 1/4 x 3/8 & 5/8" DROPTUBE

Department Sanctioned Analytical Methods: pH (SM 4500-H+B), temp (SM 2550 B), spec. cond. (EPA 120.1), turbidity (EPA 180.1), DO (SM 4500-O G)

*INDICATOR PARAMETERS HAVE STABLIZED WHEN 3 CONSECUTIVE READINGS ARE WITHIN: ± 0.1 for pH; ± 3% for Specific Conductivity and Temperature; ± 10 mv for Redox Potential; and ± 10% for Dissolved Oxygen and Turbidity

LOW FLOW SAMPLING
DATA SHEET

SITE: LMC - GW
DATE: 7/13/16
WEATHER: Sunny 80°F

CONSULTING FIRM: Tetra Tech (NJDEP Lab #10018)
FIELD PERSONNEL: Jon Bull

MONITOR WELL: 3mL
WELL DEPTH: 335
SCREENED/OPEN INTERVAL: 325-335
WELL PERMIT #:
WELL DIAMETER: 4 Inches

PID/FID READINGS (ppm):
BACKGROUND: /
BENEATH OUTER CAP:
BENEATH INNER CAP:

PUMP INTAKE DEPTH: 330 ft below TIC
DEPTH TO WATER BEFORE PUMP INSTALLATION : ft below TIC
MAKE/MODEL OF PUMP: GEOTECH BLADDER SERIAL #: / mL → 640

TIME	PURGING	SAMPLING	pH (pH units) READING	pH CHANGE*	SPECIFIC CONDUCTIVITY (mS/cm) READING	SPECIFIC CONDUCTIVITY CHANGE*	REDOX POTENTIAL (mv) READING	REDOX POTENTIAL CHANGE*	DISSOLVED OXYGEN (mg/l) READING	DISSOLVED OXYGEN CHANGE*	TURBIDITY (NTU) READING	TURBIDITY CHANGE*	TEMPERATURE (degrees C) READING	TEMPERATURE CHANGE*	PUMPING RATE (ml/min)	DEPTH TO WATER (ft below TOC)
1610	X		5.89	NA	0.238	NA	214	NA	4.62	NA	1.81	NA	19.10	NA	400	89.75
1615	X		5.88	0.00	0.238	0.000	215	0.000	4.59	0.00	1.76	0.00	19.11	0.00	400	89.55
1620		X		0.00		0.000		0.000		0.00		0.00		0.00		
POST 1625	X		5.91	0.00	0.241	0.000	220	0.000	4.50	0.00	2.01	0.00	19.01	0.00	400	89.35
				0.00		0.000		0.000		0.00		0.00		0.00		
				0.00		0.000		0.000		0.00		0.00		0.00		
				0.00		0.000		0.000		0.00		0.00		0.00		
				0.00		0.000		0.000		0.00		0.00		0.00		
				0.00		0.000		0.000		0.00		0.00		0.00		
				0.00		0.000		0.000		0.00		0.00		0.00		
				0.00		0.000		0.000		0.00		0.00		0.00		

COMMENTS:

7.0 pH Buff
7.01, 24.02°C @ 1659

TEMPERATURE CORRECTION FACTOR °C	0.0
MAKE/MODEL OF WQ METER: Horiba U-52 SERIAL #:	21295
MAKE/MODEL OF WQ METER: LaMotte 2020 SERIAL #:	018889

Department Sanctioned Analytical Methods: pH (SM 4500-H+B), temp (SM 2550 B), spec. cond. (EPA 120.1), turbidity (EPA 180.1), DO (SM 4500-O G)

*INDICATOR PARAMETERS HAVE STABLIZED WHEN 3 CONSECUTIVE READINGS ARE WITHIN: ± 0.1 for pH; ± 3% for Specific Conductivity and Temperature; ± 10 mv for Redox Potential; and ± 10% for Dissolved Oxygen and Turbidity

LOW FLOW SAMPLING
DATA SHEET

SHEET 1 OF 1

SITE: LMI - Greenville
DATE: 7/11/16
WEATHER: Sunny 90°F

CONSULTING FIRM: Tetra Tech (NJDEP Lab #10018)
FIELD PERSONNEL: A.V.L.

MONITOR WELL: MW-4GL
WELL DEPTH: 150
Pump @115
SCREENED/OPEN INTERVAL:
WELL PERMIT #:
WELL DIAMETER: 4 Inches

PID/FID READINGS (ppm):
BACKGROUND: \
BENEATH OUTER CAP: \
BENEATH INNER CAP: \

PUMP INTAKE DEPTH: 140 ft below TIC
DEPTH TO WATER BEFORE PUMP INSTALLATION: 96.78 ft below TIC
MAKE/MODEL OF PUMP: GeoTech SERIAL #: 6911

TIME	PURGING	SAMPLING	pH (pH units) READING	pH CHANGE*	SPECIFIC CONDUCTIVITY (mS/cm) READING	SPECIFIC CONDUCTIVITY CHANGE*	REDOX POTENTIAL (mv) READING	REDOX POTENTIAL CHANGE*	DISSOLVED OXYGEN (mg/l) READING	DISSOLVED OXYGEN CHANGE*	TURBIDITY (NTU) READING	TURBIDITY CHANGE*	TEMPERATURE (degrees C) READING	TEMPERATURE CHANGE*	PUMPING RATE (ml/min)	DEPTH TO WATER (ft below TOC)
1030	X			NA		NA		NA		NA		NA		NA	—	96.78
1040	X		6.42	0.00	1.32	0.000	139	0.000	4.41	0.00	18.8	0.00	17.36	0.00	200	97.51
1045	X		6.25	0.00	1.44	0.000	144	0.000	2.41	0.00	20.0	0.00	16.91	0.00	200	97.51
☆ 1050	X		6.25	0.00	1.44	0.000	146	0.000	2.66	0.00	16.7	0.00	16.78	0.00	200	97.51
1055	X		6.24	0.00	1.44	0.000	149	0.000	2.32	0.00	13.4	0.00	16.86	0.00	200	97.51
1100	X		6.24	0.00	1.44	0.000	151	0.000	2.38	0.00	15.0	0.00	16.87	0.00	200	97.51
1105	X		6.24	0.00	1.44	0.000	155	0.000	2.43	0.00	14.3	0.00	16.92	0.00	200	97.51
1110		X		0.00		0.000		0.000		0.00		0.00		0.00		
1120	Post		6.23	0.00	1.43	0.000	157	0.000	2.35	0.00	12.6	0.00	17.02	0.00	200	97.51
				0.00		0.000		0.000		0.00		0.00		0.00		
				0.00		0.000		0.000		0.00		0.00		0.00		

COMMENTS:
☆ Total Drop Vol Purged (0.3) Gallon Total Vol Purge: 1.5 Gal MW-4GL-XX Sampled @ 1110
pH Purge @ 1130
Temp 10 / R 20 D 18 PSI 60 pH 7.04 Temp 25.32

TEMPERATURE CORRECTION FACTOR °C	0
MAKE/MODEL OF WQ METER: U-52 SERIAL #:	21123
MAKE/MODEL OF WQ METER: LaMotte SERIAL #:	24749 ~~24929~~

Department Sanctioned Analytical Methods: pH (SM 4500-H+B), temp (SM 2550 B), spec. cond. (EPA 120.1), turbidity (EPA 180.1), DO (SM 4500-O G)

*INDICATOR PARAMETERS HAVE STABLIZED WHEN 3 CONSECUTIVE READINGS ARE WITHIN: ± 0.1 for pH; ± 3% for Specific Conductivity and Temperature; ± 10 mv for Redox Potential; and ± 10% for Dissolved Oxygen and Turbidity

LOW FLOW SAMPLING
DATA SHEET

SHEET 1 OF 1

SITE: Lmc · Great Neck
DATE: 7/11/16
WEATHER: Sunny 85°F

CONSULTING FIRM: Tetra Tech (NJDEP Lab #10018)
FIELD PERSONNEL: A. Kelly

MONITOR WELL: MW-4mI
WELL DEPTH: ~~MW-4mI~~ 250' pump @ 115'
SCREENED/OPEN INTERVAL:
WELL PERMIT #:
WELL DIAMETER: 4 Inches

PID/FID READINGS (ppm): BACKGROUND: \ BENEATH OUTER CAP: \ BENEATH INNER CAP: \

PUMP INTAKE DEPTH: 240 ft below TIC
DEPTH TO WATER BEFORE PUMP INSTALLATION: 97.51 ft below TIC
MAKE/MODEL OF PUMP: Grundfos SERIAL #: C48

TIME	PURGING	SAMPLING	pH (pH units) READING	pH CHANGE*	SPECIFIC CONDUCTIVITY (mS/cm) READING	SPECIFIC CONDUCTIVITY CHANGE*	REDOX POTENTIAL (mv) READING	REDOX POTENTIAL CHANGE*	DISSOLVED OXYGEN (mg/l) READING	DISSOLVED OXYGEN CHANGE*	TURBIDITY (NTU) READING	TURBIDITY CHANGE*	TEMPERATURE (degrees C) READING	TEMPERATURE CHANGE*	PUMPING RATE (ml/min)	DEPTH TO WATER (ft below TOC)
0910	X			NA		NA		NA		NA		NA		NA		97.51
0925	X		7.59	0.00	0.369	0.000	38	0.000	7.69	0.00	3.90	0.00	18.36	0.00	200	97.62
0930	X		7.94	0.00	0.319	0.000	42	0.000	4.12	0.00	3.15	0.00	17.27	0.00	200	97.62
0935	X		8.13	0.00	0.310	0.000	50	0.000	3.48	0.00	2.30	0.00	16.85	0.00	200	97.62
* 0940	O		~~7.54~~ 8.10	0.00	0.306	0.000	62	0.000	2.13	0.00	1.68	0.00	16.76	0.00	200	97.62
0945	X		7.61	0.00	0.295	0.000	81	0.000	3.40	0.00	8.35	0.00	16.71	0.00	200	97.62
0950	X		7.50	0.00	0.295	0.000	87	0.000	3.14	0.00	4.10	0.00	16.72	0.00	200	97.62
0955	X		7.38	0.00	0.295	0.000	96	0.000	3.40	0.00	4.26	0.00	16.67	0.00	200	97.62
1000	X		7.37	0.00	0.293	0.000	100	0.000	3.32	0.00	4.41	0.00	16.66	0.00	200	97.62
1005	X		7.35	0.00	0.293	0.000	104	0.000	3.28	0.00	4.55	0.00	16.62	0.00	200	97.62
1020	Post		7.29	0.00	0.290	0.000	112	0.000	3.15	0.00	3.68	0.00	16.55	0.00	200	97.62

COMMENTS:
* Vol in Drop Tubing (1.3g) purged
MW-4mI. ~~XX~~ Sampled @ 1010
Total VOL Purged: 3.5g
~~Temp~~
mp-10 / R 20 D 10 PSI 60
pH Bump @ 1030 pH 7.03 Temp 24.31

TEMPERATURE CORRECTION FACTOR °C	0		
MAKE/MODEL OF WQ METER: U-52	SERIAL #:	21123	
MAKE/MODEL OF WQ METER: LaMotte	SERIAL #:	~~21979~~ 29244	

Department Sanctioned Analytical Methods: pH (SM 4500-H+B), temp (SM 2550 B), spec. cond. (EPA 120.1), turbidity (EPA 180.1), DO (SM 4500-O G)

*INDICATOR PARAMETERS HAVE STABLIZED WHEN 3 CONSECUTIVE READINGS ARE WITHIN: ± 0.1 for pH; ± 3% for Specific Conductivity and Temperature; ± 10 mv for Redox Potential; and ± 10% for Dissolved Oxygen and Turbidity

LOW FLOW SAMPLING
DATA SHEET

SHEET 1 OF 1

SITE: LMC Great Neck
DATE: 7/11/16
WEATHER 80° Sunny

CONSULTING FIRM: Tetra Tech (NJDEP Lab #10018)
FIELD PERSONNEL: D. Brockando

MONITOR WELL MW-7GL-H **WELL DEPTH:** **SCREENED/OPEN INTERVAL:**
WELL PERMIT #: **WELL DIAMETER:** 4 Inches

PID/FID READINGS (ppm): **BACKGROUND:** / **BENEATH OUTER CAP:** / **BENEATH INNER CAP:** /

PUMP INTAKE DEPTH: / ft below TIC
DEPTH TO WATER BEFORE PUMP INSTALLATION : 105.23 ft below TIC
MAKE/MODEL OF PUMP: Geotech **SERIAL #:** 677

TIME	PURGING	SAMPLING	pH (pH units) READING	pH CHANGE*	SPECIFIC CONDUCTIVITY (mS/cm) READING	SPECIFIC CONDUCTIVITY CHANGE*	REDOX POTENTIAL (mv) READING	REDOX POTENTIAL CHANGE*	DISSOLVED OXYGEN (mg/l) READING	DISSOLVED OXYGEN CHANGE*	TURBIDITY (NTU) READING	TURBIDITY CHANGE*	TEMPERATURE (degrees C) READING	TEMPERATURE CHANGE*	PUMPING RATE (ml/min)	DEPTH TO WATER (ft below TOC)
0915	X		7.36	NA	0.946	NA	40	NA	1.06	NA	7.96	NA	22.51	NA	250	105.47
0925*	X		6.47	0.00	1.82	0.000	67	0.000	0.43	0.00	10.40	0.00	22.11	0.00	250	105.41
0930	X		6.33	0.00	1.84	0.000	77	0.000	0.21	0.00	9.31	0.00	22.04	0.00	250	105.41
0935	X		6.28	0.00	1.82	0.000	85	0.000	0.13	0.00	9.59	0.00	21.99	0.00	250	105.40
0940	X		6.25	0.00	1.81	0.000	95	0.000	0.22	0.00	10.20	0.00	21.97	0.00	250	105.40
0945	X		6.24	0.00	1.80	0.000	101	0.000	0.28	0.00	8.40	0.00	22.07	0.00	250	105.40
0950	X		6.23	0.00	1.80	0.000	105	0.000	0.31	0.00	8.52	0.00	21.94	0.00	250	105.39
0955	X		6.23	0.00	1.80	0.000	109	0.000	0.34	0.00	8.31	0.00	22.20	0.00	250	105.39
1000	X		6.22	0.00	1.79	0.000	112	0.000	0.35	0.00	8.50	0.00	22.39	0.00	250	105.39
1005		X	6.22	0.00	1.79	0.000	118	0.000	0.38	0.00	8.12	0.00	22.37	0.00	250	105.39
1020	~~POST~~		6.26	0.00	1.77	0.000	142	0.000	0.59	0.00	6.21	0.00	23.55	0.00		

COMMENTS: *- Drop tube Purged
Sampled @ 10:10 ~3 gal Purged

Bump
pH-7.01
Temp-25.10
time-1030

DO ~60PSI
10

DT=0.2 gal

TEMPERATURE CORRECTION FACTOR °C		0	
MAKE/MODEL OF WQ METER:	Lamotte	**SERIAL #:**	01882 9
MAKE/MODEL OF WQ METER:	V-52	**SERIAL #:**	21284

Department Sanctioned Analytical Methods: pH (SM 4500-H+B), temp (SM 2550 B), spec. cond. (EPA 120.1), turbidity (EPA 180.1), DO (SM 4500-O G)

*INDICATOR PARAMETERS HAVE STABLIZED WHEN 3 CONSECUTIVE READINGS ARE WITHIN: ± 0.1 for pH; ± 3% for Specific Conductivity and Temperature; ± 10 mv for Redox Potential; and ± 10% for Dissolved Oxygen and Turbidity

~~LOW~~ FLOW SAMPLING
DATA SHEET

SHEET 1 OF 1

SITE: LMC Great Neck
DATE: 7/11/16
WEATHER: 80° sunny

CONSULTING FIRM: Tetra Tech (NJDEP Lab #10018)
FIELD PERSONNEL: D. Brockelhoff

MONITOR WELL: MW-7ML-44 WELL DEPTH: _____ SCREENED/OPEN INTERVAL: _____
WELL PERMIT #: _____ WELL DIAMETER: 4 Inches

PID/FID READINGS (ppm): BACKGROUND: – BENEATH OUTER CAP: – BENEATH INNER CAP: _____

PUMP INTAKE DEPTH: – ft below TIC
DEPTH TO WATER BEFORE PUMP INSTALLATION: 104.91 ft below TIC
MAKE/MODEL OF PUMP: Geo tech SERIAL #: 040

TIME	PURGING	SAMPLING	pH (pH units) READING	pH CHANGE*	SPECIFIC CONDUCTIVITY (mS/cm) READING	SPECIFIC CONDUCTIVITY CHANGE*	REDOX POTENTIAL (mv) READING	REDOX POTENTIAL CHANGE*	DISSOLVED OXYGEN (mg/l) READING	DISSOLVED OXYGEN CHANGE*	TURBIDITY (NTU) READING	TURBIDITY CHANGE*	TEMPERATURE (degrees C) READING	TEMPERATURE CHANGE*	PUMPING RATE (ml/min)	DEPTH TO WATER (ft below TOC)
1040	+		6.48	NA	0.440	NA	194	NA	4.60	NA	3.22	NA	20.82	NA	150	105.05
1050	+		6.44	0.00	0.409	0.000	207	0.000	4.28	0.00	3.06	0.00	20.24	0.00	200	105.04
1110*	*		6.36	0.00	0.387	0.000	214	0.000	4.05	0.00	4.25	0.00	20.59	0.00	200	105.04
1115	+		6.34	0.00	0.385	0.000	216	0.000	3.96	0.00	5.09	0.00	20.78	0.00	200	105.04
1120	+		6.33	0.00	0.383	0.000	219	0.000	3.84	0.00	4.98	0.00	20.63	0.00	200	105.04
1125	+		6.33	0.00	0.382	0.000	221	0.000	3.70	0.00	4.70	0.00	20.61	0.00	200	105.04
1130	+		6.32	0.00	0.382	0.000	222	0.000	3.85	0.00	4.54	0.00	20.67	0.00	200	105.04
1135		+	6.32	0.00	0.381	0.000	222	0.000	3.86	0.00	4.41	0.00	20.95	0.00	200	105.04
1150	POST		6.31	0.00	0.379	0.000	222	0.000	3.48	0.00	4.35	0.00	21.24	0.00	200	105.04
				0.00		0.000		0.000		0.00		0.00		0.00		
				0.00		0.000		0.000		0.00		0.00		0.00		

COMMENTS: * – Drop tube purged.

Sampled @ 1145

Bump
pH – 7.01
Temp – 25.14
Time: 1247

DH = 2.1

20/10 ~ 60PSI

TEMPERATURE CORRECTION FACTOR °C			0
MAKE/MODEL OF WQ METER:	LAMOTTE	SERIAL #:	018829
MAKE/MODEL OF WQ METER:	U-52	SERIAL #:	21284

Department Sanctioned Analytical Methods: pH (SM 4500-H+B), temp (SM 2550 B), spec. cond. (EPA 120.1), turbidity (EPA 180.1), DO (SM 4500-O G)

*INDICATOR PARAMETERS HAVE STABLIZED WHEN 3 CONSECUTIVE READINGS ARE WITHIN: ± 0.1 for pH; ± 3% for Specific Conductivity and Temperature; ± 10 mv for Redox Potential; and ± 10% for Dissolved Oxygen and Turbidity

LOW FLOW SAMPLING
DATA SHEET

SHEET 1 OF 1

SITE: LMC - GreatNeck
DATE: 7/8/16
WEATHER: Sunny, AOT 80-90's

CONSULTING FIRM: Tetra Tech (NJDEP Lab #10018)
FIELD PERSONNEL: P. Menta

MONITOR WELL: MW-8GL-XX
WELL DEPTH: 150
SCREENED/OPEN INTERVAL:
WELL PERMIT #:
WELL DIAMETER: 4 Inches

PID/FID READINGS (ppm): BACKGROUND: –
BENEATH OUTER CAP: –
BENEATH INNER CAP: –

PUMP INTAKE DEPTH: ____ ft below TIC
DEPTH TO WATER BEFORE PUMP INSTALLATION: 73.26 ft below TIC
MAKE/MODEL OF PUMP: Marshalk SERIAL #: 299

TIME	PURGING	SAMPLING	pH (pH units) READING	pH CHANGE*	SPECIFIC CONDUCTIVITY (mS/cm) READING	SPECIFIC CONDUCTIVITY CHANGE*	REDOX POTENTIAL (mv) READING	REDOX POTENTIAL CHANGE*	DISSOLVED OXYGEN (mg/l) READING	DISSOLVED OXYGEN CHANGE*	TURBIDITY (NTU) READING	TURBIDITY CHANGE*	TEMPERATURE (degrees C) READING	TEMPERATURE CHANGE*	PUMPING RATE (ml/min)	DEPTH TO WATER (ft below TOC)
9:55			Start	NA		NA		NA		NA		NA		NA		73.23
10:00			6.51	0.00	0.276	0.000	137	0.000	2.10	0.00	4.31	0.00	19.31	0.00	250	73.23
10:05			6.44	0.00	0.258	0.000	142	0.000	1.61	0.00	16.0	0.00	18.81	0.00	250	73.23
* 10:10			6.41	0.00	0.253	0.000	157	0.000	1.28	0.00	26.2	0.00	18.86	0.00	250	73.23
10:25			6.42	0.00	0.252	0.000	172	0.000	1.08	0.00	18.6	0.00	19.10	0.00	250	73.19
10:30			6.40	0.00	0.251	0.000	160	0.000	1.12	0.00	14.5	0.00	18.74	0.00	250	73.18
10:35			6.39	0.00	0.251	0.000	162	0.000	1.03	0.00	13.4	0.00	18.78	0.00	250	73.18
10:40			6.38	0.00	0.252	0.000	166	0.000	1.05	0.00	12.8	0.00	18.87	0.00	250	73.18
10:45			6.37	0.00	0.252	0.000	167	0.000	1.08	0.00	12.2	0.00	18.91	0.00	250	73.18
10:50		X	Sample	0.00		0.000		0.000		0.00		0.00		0.00		
Post 10:58			6.37	0.00	0.256	0.000	169	0.000	1.15	0.00	11.3	0.00	19.06	0.00	250	73.18

COMMENTS: * Purged 0.5 gallons for tubing @ 10:08

Purged ~ 39 gallons ~45 psi 20R/10D

Note: At 10:15 DTW change. No water purged out for 5 min then cycle ~~3~~ picked back up @ 10:20
1892 ml
750 ml
2.5 x = 0.59 gallon

TEMPERATURE CORRECTION FACTOR °C	0.0
MAKE/MODEL OF WQ METER: 4-52 SERIAL #:	21284
MAKE/MODEL OF WQ METER: LaMotte SERIAL #:	018829

Department Sanctioned Analytical Methods: pH (SM 4500-H+B), temp (SM 2550 B), spec. cond. (EPA 120.1), turbidity (EPA 180.1), DO (SM 4500-O G)

*INDICATOR PARAMETERS HAVE STABLIZED WHEN 3 CONSECUTIVE READINGS ARE WITHIN: ± 0.1 for pH; ± 3% for Specific Conductivity and Temperature; ± 10 mv for Redox Potential; and ± 10% for Dissolved Oxygen and Turbidity

LOW FLOW SAMPLING
DATA SHEET

SHEET 1 OF 1

SITE: LMC- Greenneck
DATE: 7/8/16
WEATHER: Sunny, hot 80-85

CONSULTING FIRM: Tetra Tech (NJDEP Lab #10018)
FIELD PERSONNEL: P. Mentz

MONITOR WELL: MW-8GU-x
WELL DEPTH: ~~150~~ 90
SCREENED/OPEN INTERVAL: 80-90
WELL PERMIT #:
WELL DIAMETER: 4 Inches

PID/FID READINGS (ppm):
BACKGROUND: –
BENEATH OUTER CAP: –
BENEATH INNER CAP: –

PUMP INTAKE DEPTH: NA ft below TIC (No Drop Tubing, Bladder set @ 85')
DEPTH TO WATER BEFORE PUMP INSTALLATION: 72.10 ft below TIC
MAKE/MODEL OF PUMP: Marshalle SERIAL #:

TIME	PURGING	SAMPLING	pH (pH units) READING	pH CHANGE*	SPECIFIC CONDUCTIVITY (mS/cm) READING	SPECIFIC CONDUCTIVITY CHANGE*	REDOX POTENTIAL (mv) READING	REDOX POTENTIAL CHANGE*	DISSOLVED OXYGEN (mg/l) READING	DISSOLVED OXYGEN CHANGE*	TURBIDITY (NTU) READING	TURBIDITY CHANGE*	TEMPERATURE (degrees C) READING	TEMPERATURE CHANGE*	PUMPING RATE (ml/min)	DEPTH TO WATER (ft below TOC)
08:55			START	NA		NA		NA		NA		NA		NA	250	72.09
* 09:00			6.98	0.00	0.837	0.000	37	0.000	1.75	0.00	2.85	0.00	20.77	0.00	250	72.09
09:05			6.20	0.00	0.703	0.000	54	0.000	0.00	0.00	2.15	0.00	19.20	0.00	250	72.10
09:10			6.04	0.00	0.686	0.000	64	0.000	0.00	0.00	2.00	0.00	18.88	0.00	250	72.10
09:15			5.99	0.00	0.672	0.000	70	0.000	0.00	0.00	2.49	0.00	18.70	0.00	250	72.10
09:20			5.97	0.00	0.667	0.000	77	0.000	0.00	0.00	2.07	0.00	18.60	0.00	250	72.10
09:25			5.96	0.00	0.665	0.000	84	0.000	0.00	0.00	2.26	0.00	18.43	0.00	250	72.10
09:30			5.95	0.00	0.663	0.000	90	0.000	0.00	0.00	1.98	0.00	18.51	0.00	250	72.10
9:35			5.96	0.00	0.662	0.000	92	0.000	0.00	0.00	2.01	0.00	18.54	0.00	250	72.10
9:40		x	SAMPLE	0.00		0.000		0.000		0.00		0.00		0.00		
Post 9:48			5.98	0.00	0.667	0.000	99	0.000	0.00	0.00	1.79	0.00	18.58	0.00	250	72.10

COMMENTS: * purge w/ tubing

~45 psi 20 R / 10 D

Purged ~3 gallons

TEMPERATURE CORRECTION FACTOR °C	0.0
MAKE/MODEL OF WQ METER: SERIAL #:	21284
MAKE/MODEL OF WQ METER: LAMOTTE SERIAL #:	018829

Department Sanctioned Analytical Methods: pH (SM 4500-H+B), temp (SM 2550 B), spec. cond. (EPA 120.1), turbidity (EPA 180.1), DO (SM 4500-O G)

*INDICATOR PARAMETERS HAVE STABLIZED WHEN 3 CONSECUTIVE READINGS ARE WITHIN: ± 0.1 for pH; ± 3% for Specific Conductivity and Temperature; ± 10 mv for Redox Potential; and ± 10% for Dissolved Oxygen and Turbidity

LOW FLOW SAMPLING
DATA SHEET

SHEET 1 OF 2

SITE: ~~7/8/16~~ LMC-GreatNeck
DATE: 7/8/16
WEATHER: Sunny, Hot, 80-90's

CONSULTING FIRM: Tetra Tech (NJDEP Lab #10018)
FIELD PERSONNEL: P. Menta

MONITOR WELL: MW-8ML-XX
WELL DEPTH: 355
SCREENED/OPEN INTERVAL: 328-~~338~~
WELL PERMIT #:
WELL DIAMETER: 4 Inches

PID/FID READINGS (ppm):
BACKGROUND: –
BENEATH OUTER CAP: –
BENEATH INNER CAP: –

PUMP INTAKE DEPTH: 353 (Drop Tubing) ft below TIC (Bladder set @ 91)
DEPTH TO WATER BEFORE PUMP INSTALLATION: 74.21 ft below TIC
MAKE/MODEL OF PUMP: Marshalle SERIAL #:

TIME	PURGING	SAMPLING	pH (pH units) READING	pH CHANGE*	SPECIFIC CONDUCTIVITY (mS/cm) READING	SPECIFIC CONDUCTIVITY CHANGE*	REDOX POTENTIAL (mv) READING	REDOX POTENTIAL CHANGE*	DISSOLVED OXYGEN (mg/l) READING	DISSOLVED OXYGEN CHANGE*	TURBIDITY (NTU) READING	TURBIDITY CHANGE*	TEMPERATURE (degrees C) READING	TEMPERATURE CHANGE*	PUMPING RATE (ml/min)	DEPTH TO WATER (ft below TOC)
11:10	START			NA		NA		NA		NA		NA		NA		74.16
11:20			6.86	0.00	0.265	0.000	176	0.000	4.92	0.00	4.38	0.00	19.85	0.00	250	74.16
11:25			7.12	0.00	0.266	0.000	171	0.000	3.74	0.00	2.94	0.00	19.22	0.00	250	74.16
11:30			7.36	0.00	0.266	0.000	165	0.000	3.59	0.00	1.92	0.00	19.45	0.00	250	74.16
11:35			7.48	0.00	0.264	0.000	162	0.000	3.03	0.00	1.79	0.00	19.14	0.00	250	74.16
11:40			7.38	0.00	0.259	0.000	166	0.000	2.30	0.00	0.85	0.00	19.32	0.00	250	74.16
11:45			7.13	0.00	0.254	0.000	173	0.000	2.14	0.00	1.19	0.00	19.21	0.00	250	24.15
11:50			6.78	0.00	0.258	0.000	185	0.000	2.03	0.00	1.50	0.00	19.25	0.00	250	24.15
* 11:55			6.52	0.00	0.285	0.000	188	0.000	2.38	0.00	2.79	0.00	19.46	0.00	250	24.15
12:00			6.38	0.00	0.299	0.000	186	0.000	2.82	0.00	1.98	0.00	19.20	0.00	250	24.15
12:05			6.28	0.00	0.302	0.000	181	0.000	2.90	0.00	1.85	0.00	19.28	0.00		

COMMENTS: * Purge out of tubing 2.6 gallons @ 11:53

~ 48-50 psi
20 R
100

9842 ml
÷
750 ml = 13 = 2.6 gals

TEMPERATURE CORRECTION FACTOR °C	0.0
MAKE/MODEL OF WQ METER: U-52 SERIAL #:	21284
MAKE/MODEL OF WQ METER: Lamotte SERIAL #:	18829

Department Sanctioned Analytical Methods: pH (SM 4500-H+B), temp (SM 2550 B), spec. cond. (EPA 120.1), turbidity (EPA 180.1), DO (SM 4500-O G)

*INDICATOR PARAMETERS HAVE STABLIZED WHEN 3 CONSECUTIVE READINGS ARE WITHIN: ± 0.1 for pH; ± 3% for Specific Conductivity and Temperature; ± 10 mv for Redox Potential; and ± 10% for Dissolved Oxygen and Turbidity

LOW FLOW SAMPLING
DATA SHEET

SHEET 2 OF 2

SITE: LMC-Great Neck
DATE: 7/8/16
WEATHER: sunny/Hot, 80-90s

CONSULTING FIRM: Tetra Tech (NJDEP Lab #10018)
FIELD PERSONNEL: P. Mentz

MONITOR WELL: MW-8ML-xx
WELL DEPTH: 355
SCREENED/OPEN INTERVAL:
WELL PERMIT #:
WELL DIAMETER: 4 Inches

PID/FID READINGS (ppm):
BACKGROUND: –
BENEATH OUTER CAP: –
BENEATH INNER CAP: –

PUMP INTAKE DEPTH: 333 ft below TIC (Drop Lab. Neg) (bladder set @ 91)
DEPTH TO WATER BEFORE PUMP INSTALLATION: 24.21 ft below TIC
MAKE/MODEL OF PUMP: Marshalle SERIAL #:

TIME	PURGING	SAMPLING	pH (pH units) READING	pH CHANGE*	SPECIFIC CONDUCTIVITY (mS/cm) READING	SPECIFIC CONDUCTIVITY CHANGE*	REDOX POTENTIAL (mv) READING	REDOX POTENTIAL CHANGE*	DISSOLVED OXYGEN (mg/l) READING	DISSOLVED OXYGEN CHANGE*	TURBIDITY (NTU) READING	TURBIDITY CHANGE*	TEMPERATURE (degrees C) READING	TEMPERATURE CHANGE*	PUMPING RATE (ml/min)	DEPTH TO WATER (ft below TOC)
12:10			6.23	NA	0.302	NA	181	NA	2.99	NA	3.00	NA	19.65	NA	250	24.14
12:15			6.21	0.00	0.301	0.000	182	0.000	2.96	0.00	1.39	0.00	19.19	0.00	250	24.14
12:25			6.22	0.00	0.300	0.000	184	0.000	3.00	0.00	1.70	0.00	19.22	0.00	250	24.14
12:30			6.21	0.00	0.300	0.000	186	0.000	3.01	0.00	1.45	0.00	19.21	0.00	250	24.14
12:35			6.21	0.00	0.300	0.000	188	0.000	3.02	0.00	1.26	0.00	19.28	0.00	250	24.14
12:40		x	SAMPLE	0.00		0.000		0.000		0.00		0.00		0.00		
Post 12:48			6.20	0.00	0.297	0.000	192	0.000	3.04	0.00	1.44	0.00	19.47	0.00	250	24.14
				0.00		0.000		0.000		0.00		0.00		0.00		
				0.00		0.000		0.000		0.00		0.00		0.00		
				0.00		0.000		0.000		0.00		0.00		0.00		
				0.00		0.000		0.000		0.00		0.00		0.00		

COMMENTS: @ 12:15 changed ATL compression tanks, started up 12:16

purged ~79 gallons

pH Bump test @ 13:25
pH – 6.95
Temp – 23.69

TEMPERATURE CORRECTION FACTOR °C	0.0
MAKE/MODEL OF WQ METER: SERIAL #:	21284
MAKE/MODEL OF WQ METER: SERIAL #:	18829

Department Sanctioned Analytical Methods: pH (SM 4500-H+B), temp (SM 2550 B), spec. cond. (EPA 120.1), turbidity (EPA 180.1), DO (SM 4500-O G)

*INDICATOR PARAMETERS HAVE STABLIZED WHEN 3 CONSECUTIVE READINGS ARE WITHIN: ± 0.1 for pH; ± 3% for Specific Conductivity and Temperature; ± 10 mv for Redox Potential; and ± 10% for Dissolved Oxygen and Turbidity

LOW FLOW SAMPLING
DATA SHEET

SHEET 1 OF 2

SITE: LMC - GN
DATE: 7/11/16
WEATHER: Sunny, 80°F

CONSULTING FIRM: Tetra Tech (NJDEP Lab #10018)
FIELD PERSONNEL: Jon Bulk

MONITOR WELL: MW-109R
WELL DEPTH: 132
SCREENED/OPEN INTERVAL: 112-132
WELL PERMIT #:
WELL DIAMETER: 4 inches

PID/FID READINGS (ppm):
BACKGROUND: /
BENEATH OUTER CAP: /
BENEATH INNER CAP: /

PUMP INTAKE DEPTH: 122 ft below TIC
DEPTH TO WATER BEFORE PUMP INSTALLATION: 79.49 ft below TIC
MAKE/MODEL OF PUMP: GEOTECH BLADDER SERIAL #: 299

TIME	PURGING	SAMPLING	pH (pH units) READING	pH CHANGE*	SPECIFIC CONDUCTIVITY (mS/cm) READING	SPECIFIC CONDUCTIVITY CHANGE*	REDOX POTENTIAL (mv) READING	REDOX POTENTIAL CHANGE*	DISSOLVED OXYGEN (mg/l) READING	DISSOLVED OXYGEN CHANGE*	TURBIDITY (NTU) READING	TURBIDITY CHANGE*	TEMPERATURE (degrees C) READING	TEMPERATURE CHANGE*	PUMPING RATE (ml/min)	DEPTH TO WATER (ft below TOC)
1430	X		SETUP	NA		NA		NA		NA		NA		NA		
1455	X		6.35	0.00	0.792	0.000	128	0.000	4.10	0.00	631 AV	0.00	22.86	0.00	350	79.54
1500	X		6.16	0.00	0.771	0.000	133	0.000	1.73	0.00	25.4	0.00	20.12	0.00	350	79.54
1505	X		6.10	0.00	0.763	0.000	136	0.000	0.77	0.00	21.3	0.00	20.09	0.00	350	79.54
1510	X		6.09	0.00	0.769	0.000	135	0.000	0.68	0.00	24.3	0.00	20.56	0.00	350	79.54
1515	X		6.09	0.00	0.764	0.000	138	0.000	0.67	0.00	19.3	0.00	20.55	0.00	350	79.54
* 1520	X		SWITCH	0.00	N: TANK	0.000		0.000		0.00		0.00		0.00		
1525	X		6.09	0.00	0.764	0.000	143	0.000	0.69	0.00	15.4	0.00	20.57	0.00	350	79.54
1535	X		6.09	0.00	0.758	0.000	150	0.000	0.69	0.00	13.6	0.00	19.97	0.00	350	79.54
1540	X		6.09	0.00	0.757	0.000	154	0.000	0.71	0.00	12.6	0.00	20.21	0.00	350	79.54
1545	X		6.10	0.00	0.756	0.000	157	0.000	0.79	0.00	13.6	0.00	20.11	0.00	350	79.54

COMMENTS: - 5/8" TUBING IN WELL
- INSTALL NEW 1/4" x 3/8" BONDED TUBING
- INITIAL WATER, VERY TURBID - LT BROWN
- CLEARS QUICKLY

TEMPERATURE CORRECTION FACTOR °C	0
MAKE/MODEL OF WQ METER: Horiba U-52 SERIAL #:	21097
MAKE/MODEL OF WQ METER: La Motte 2020 SERIAL #:	19238

* SWITCH N: TANKS

7.0 pH Pmr
7.02, 25.10 °C
1701

Department Sanctioned Analytical Methods: pH (SM 4500-H+B), temp (SM 2550 B), spec. cond. (EPA 120.1), turbidity (EPA 180.1), DO (SM 4500-O G)

*INDICATOR PARAMETERS HAVE STABLIZED WHEN 3 CONSECUTIVE READINGS ARE WITHIN: ± 0.1 for pH; ± 3% for Specific Conductivity and Temperature; ± 10 mv for Redox Potential; and ± 10% for Dissolved Oxygen and Turbidity

LOW FLOW SAMPLING
DATA SHEET

SITE: LMC-GW
DATE: 7/11/16
WEATHER: Sunny, 80°F

CONSULTING FIRM: Tetra Tech (NJDEP Lab #10018)
FIELD PERSONNEL: Jon Bzik

MONITOR WELL: MW-10GL
WELL DEPTH: 132
SCREENED/OPEN INTERVAL: 112-132
WELL PERMIT #:
WELL DIAMETER: 4 Inches

PID/FID READINGS (ppm):
BACKGROUND:
BENEATH OUTER CAP:
BENEATH INNER CAP:

PUMP INTAKE DEPTH: 122 ft below TIC
DEPTH TO WATER BEFORE PUMP INSTALLATION: 75.49 ft below TIC
MAKE/MODEL OF PUMP: GEO TECH BLADDER SERIAL #: 295

	TIME	PURGING	SAMPLING	pH (pH units) READING	pH CHANGE*	SPECIFIC CONDUCTIVITY (mS/cm) READING	SPECIFIC CONDUCTIVITY CHANGE*	REDOX POTENTIAL (mv) READING	REDOX POTENTIAL CHANGE*	DISSOLVED OXYGEN (mg/l) READING	DISSOLVED OXYGEN CHANGE*	TURBIDITY (NTU) READING	TURBIDITY CHANGE*	TEMPERATURE (degrees C) READING	TEMPERATURE CHANGE*	PUMPING RATE (ml/min)	DEPTH TO WATER (ft below TOC)
	1550	X		6.16	NA	0.760	NA	161	NA	0.80	NA	11.8	NA	17.30	NA	450	79.54
	1555	X		6.09	0.00	0.759	0.000	164	0.000	0.84	0.00	11.4	0.00	17.32	0.00	450	79.54
	1600		X		0.00		0.000		0.000		0.00		0.00		0.00		
Pos	1605	X		6.09	0.00	0.762	0.000	166	0.000	0.87	0.00	12.0	0.00	17.63	0.00	450	79.52
					0.00		0.000		0.000		0.00		0.00		0.00		
					0.00		0.000		0.000		0.00		0.00		0.00		
					0.00		0.000		0.000		0.00		0.00		0.00		
					0.00		0.000		0.000		0.00		0.00		0.00		
					0.00		0.000		0.000		0.00		0.00		0.00		
					0.00		0.000		0.000		0.00		0.00		0.00		
					0.00		0.000		0.000		0.00		0.00		0.00		

COMMENTS:

TEMPERATURE CORRECTION FACTOR °C	0
MAKE/MODEL OF WQ METER: Horiba U-52 SERIAL #:	21057
MAKE/MODEL OF WQ METER: LaMotte 2020 SERIAL #:	19238

Department Sanctioned Analytical Methods: pH (SM 4500-H+B), temp (SM 2550 B), spec. cond. (EPA 120.1), turbidity (EPA 180.1), DO (SM 4500-O G)

*INDICATOR PARAMETERS HAVE STABLIZED WHEN 3 CONSECUTIVE READINGS ARE WITHIN: ± 0.1 for pH; ± 3% for Specific Conductivity and Temperature; ± 10 mv for Redox Potential; and ± 10% for Dissolved Oxygen and Turbidity

LOW FLOW SAMPLING
DATA SHEET

SHEET 1 OF 1

SITE: LMC Great Neck
DATE: 7/12/16
WEATHER: 80° sunny

CONSULTING FIRM: Tetra Tech (NJDEP Lab #10018)
FIELD PERSONNEL: D. Brookerhoff

MONITOR WELL: MW-14MI-A
WELL DEPTH: _____
SCREENED/OPEN INTERVAL: _____
WELL PERMIT #: _____
WELL DIAMETER: 4 Inches

PID/FID READINGS (ppm): BACKGROUND: /
BENEATH OUTER CAP: /
BENEATH INNER CAP: /

PUMP INTAKE DEPTH: _____ ft below TIC
DEPTH TO WATER BEFORE PUMP INSTALLATION: 119.07 ft below TIC
MAKE/MODEL OF PUMP: Geotech SERIAL #: 677

TIME	PURGING	SAMPLING	pH (pH units) READING	pH CHANGE*	SPECIFIC CONDUCTIVITY (mS/cm) READING	SPECIFIC CONDUCTIVITY CHANGE*	REDOX POTENTIAL (mv) READING	REDOX POTENTIAL CHANGE*	DISSOLVED OXYGEN (mg/l) READING	DISSOLVED OXYGEN CHANGE*	TURBIDITY (NTU) READING	TURBIDITY CHANGE*	TEMPERATURE (degrees C) READING	TEMPERATURE CHANGE*	PUMPING RATE (ml/min)	DEPTH TO WATER (ft below TOC)
1445	+		6.26	NA	0.229	NA	179	NA	5.07	NA	30.5	NA	17.61	NA	275	119.85
1455*	+		6.37	0.00	0.236	0.000	175	0.000	2.92	0.00	11.9	0.00	14.07	0.00	275	119.85
1500	+		6.36	0.00	0.236	0.000	168	0.000	2.91	0.00	11.2	0.00	13.95	0.00	275	119.85
1505	+		6.36	0.00	0.237	0.000	165	0.000	2.92	0.00	11.8	0.00	13.86	0.00	275	119.85
1510	+		6.34	0.00	0.236	0.000	164	0.000	2.85	0.00	11.5	0.00	13.87	0.00	275	119.84
1515		+	6.35	0.00	0.236	0.000	163	0.000	2.82	0.00	12.0	0.00	13.76	0.00	275	119.84
1520		POST	6.35	0.00	0.236	0.000	163	0.000	2.99	0.00	11.5	0.00	13.96	0.00	275	119.84
				0.00		0.000		0.000		0.00		0.00		0.00		
				0.00		0.000		0.000		0.00		0.00		0.00		
				0.00		0.000		0.000		0.00		0.00		0.00		
				0.00		0.000		0.000		0.00		0.00		0.00		

COMMENTS: * - Drop tube Purged
DT = 1.1 gal
Sampled @ 1520

BUMP
pH - 6.90
Temp - 22.71
Time - 1635

TEMPERATURE CORRECTION FACTOR °C	0
MAKE/MODEL OF WQ METER: V-52 SERIAL #:	21284
MAKE/MODEL OF WQ METER: LaMotte SERIAL #:	018629

20/10 — 80PSI

Department Sanctioned Analytical Methods: pH (SM 4500-H+B), temp (SM 2550 B), spec. cond. (EPA 120.1), turbidity (EPA 180.1), DO (SM 4500-O G)

*INDICATOR PARAMETERS HAVE STABLIZED WHEN 3 CONSECUTIVE READINGS ARE WITHIN: ± 0.1 for pH; ± 3% for Specific Conductivity and Temperature; ± 10 mv for Redox Potential; and ± 10% for Dissolved Oxygen and Turbidity

LOW FLOW SAMPLING
DATA SHEET

SHEET 1 OF 1

SITE: LMC-Groundwater
DATE: 7/12/10
WEATHER: Sunny 85°F

CONSULTING FIRM: Tetra Tech (NJDEP Lab #10018)
FIELD PERSONNEL: A. Kelly

MONITOR WELL: MW-16ML
WELL PERMIT #:
WELL DEPTH: 326
WELL DIAMETER: 4 Inches
pump @ 205'
SCREENED/OPEN INTERVAL:

PID/FID READINGS (ppm): BACKGROUND: /
BENEATH OUTER CAP: /
BENEATH INNER CAP: /

PUMP INTAKE DEPTH: 321 ft below TIC
DEPTH TO WATER BEFORE PUMP INSTALLATION: 184.28 ft below TIC
MAKE/MODEL OF PUMP: GeoTech SERIAL #: 211

TIME	PURGING	SAMPLING	pH (pH units) READING	pH CHANGE*	SPECIFIC CONDUCTIVITY (mS/cm) READING	SPECIFIC CONDUCTIVITY CHANGE*	REDOX POTENTIAL (mv) READING	REDOX POTENTIAL CHANGE*	DISSOLVED OXYGEN (mg/l) READING	DISSOLVED OXYGEN CHANGE*	TURBIDITY (NTU) READING	TURBIDITY CHANGE*	TEMPERATURE (degrees C) READING	TEMPERATURE CHANGE*	PUMPING RATE (ml/min)	DEPTH TO WATER (ft below TOC)
1010	X			NA		NA		NA		NA		NA		NA	—	184.28
1035	X		7.00	0.00	0.573	0.000	89	0.000	4.71	0.00	14.12	0.00	21.47	0.00	250	184.41
1040	X		6.64	0.00	0.425	0.000	115	0.000	2.90	0.00	10.36	0.00	14.08	0.00	250	184.41
1045	X		6.60	0.00	0.410	0.000	128	0.000	2.63	0.00	8.51	0.00	18.39	0.00	250	184.41
1050	X		6.56	0.00	0.400	0.000	136	0.000	2.48	0.00	7.14	0.00	18.07	0.00	250	184.41
1055	X		6.54	0.00	0.402	0.000	141	0.000	2.44	0.00	12.44	0.00	18.57	0.00	250	184.41
1100	X		6.60	0.00	0.428	0.000	142	0.000	1.15	0.00	11.52	0.00	18.56	0.00	250	184.41
1105	X		6.68	0.00	0.433	0.000	143	0.000	0.90	0.00	11.13	0.00	18.53	0.00	250	184.41
1110	X		6.73	0.00	0.428	0.000	141	0.000	0.94	0.00	10.88	0.00	18.71	0.00	250	184.41
1115	X		6.72	0.00	0.421	0.000	140	0.000	0.98	0.00	10.60	0.00	18.71	0.00	250	184.41
1125	X		6.74	0.00	0.420	0.000	138	0.000	0.93	0.00	10.11	0.00	18.83	0.00	250	184.41

COMMENTS:
Total Vol of Drop Tubing Purged (1.2 gal) MW-16MH-XX Sampled @ 1120 Total Vol Purged: 4 gal
MW-16MH R 25 D 15 PSI 130 pH 8 Temp @ 1135 pH 7.03 Temp 26.82

TEMPERATURE CORRECTION FACTOR °C	0
MAKE/MODEL OF WQ METER: U-52 SERIAL #:	21123
MAKE/MODEL OF WQ METER: L-MOTT SERIAL #:	29749

Department Sanctioned Analytical Methods: pH (SM 4500-H+B), temp (SM 2550 B), spec. cond. (EPA 120.1), turbidity (EPA 180.1), DO (SM 4500-O G)

*INDICATOR PARAMETERS HAVE STABLIZED WHEN 3 CONSECUTIVE READINGS ARE WITHIN: ± 0.1 for pH; ± 3% for Specific Conductivity and Temperature; ± 10 mv for Redox Potential; and ± 10% for Dissolved Oxygen and Turbidity

LOW FLOW SAMPLING
DATA SHEET

SHEET 1 OF 1

SITE: LMC-Great Neck
DATE: 7/12/16
WEATHER: Sunny, 85°C

CONSULTING FIRM: Tetra Tech (NJDEP Lab #10018)
FIELD PERSONNEL: A. Kelly

MONITOR WELL: MW-16GL
WELL DEPTH: 222
WELL PERMIT #:
WELL DIAMETER: 4 Inches
Pump @ 205
SCREENED/OPEN INTERVAL:

PID/FID READINGS (ppm): BACKGROUND: / BENEATH OUTER CAP: / BENEATH INNER CAP: /

PUMP INTAKE DEPTH: 212 ft below TIC
DEPTH TO WATER BEFORE PUMP INSTALLATION: 184.22 ft below TIC
MAKE/MODEL OF PUMP: Geotech SERIAL #: ~~040~~ 648

TIME	PURGING	SAMPLING	pH (pH units) READING	pH CHANGE*	SPECIFIC CONDUCTIVITY (mS/cm) READING	SPECIFIC CONDUCTIVITY CHANGE*	REDOX POTENTIAL (mv) READING	REDOX POTENTIAL CHANGE*	DISSOLVED OXYGEN (mg/l) READING	DISSOLVED OXYGEN CHANGE*	TURBIDITY (NTU) READING	TURBIDITY CHANGE*	TEMPERATURE (degrees C) READING	TEMPERATURE CHANGE*	PUMPING RATE (ml/min)	DEPTH TO WATER (ft below TOC)
1140	X			NA		NA		NA		NA		NA		NA	—	184.22
1420	X		7.29	0.00	0.778	0.000	122	0.000	7.91	0.00	~~96~~ 319	0.00	24.21	0.00	150	184.25
1425	X	1435	Change Nitrogen & Adjust Regulator	0.00		0.000		0.000		0.00		0.00		0.00		
1430	X		7.14	0.00	0.776	0.000	102	0.000	2.37	0.00	199	0.00	23.14	0.00	350	184.25
1435	X		7.09	0.00	0.768	0.000	97	0.000	0.85	0.00	21.3	0.00	17.93	0.00	350	184.25
1450	X		7.08	0.00	0.771	0.000	96	0.000	0.74	0.00	17.5	0.00	17.89	0.00	350	184.25
1455	X		7.07	0.00	0.774	0.000	96	0.000	0.68	0.00	16.4	0.00	17.86	0.00	350	184.25
1500	X		7.09	0.00	0.776	0.000	94	0.000	0.66	0.00	15.9	0.00	17.51	0.00	350	184.25
1505		X		0.00		0.000		0.000		0.00		0.00		0.00		
1520	Post		7.08	0.00	0.773	0.000	91	0.000	0.61	0.00	12.3	0.00	17.06	0.00	350	184.25
				0.00		0.000		0.000		0.00		0.00		0.00		

COMMENTS: No Drop Tube Total Vol Purged: 3 gal

MW-16GL-XX Sampled @ 1505

1st Attempt Failed due to issue w/ pump

MP-104 R 20 D 10 psi 130

pH/Temp @ 1540 pH 7.10 Temp 28.13

TEMPERATURE CORRECTION FACTOR °C			0.0
MAKE/MODEL OF WQ METER:	LaMotte	SERIAL #:	21123
MAKE/MODEL OF WQ METER:	LaMotte	SERIAL #:	29724

Department Sanctioned Analytical Methods: pH (SM 4500-H+B), temp (SM 2550 B), spec. cond. (EPA 120.1), turbidity (EPA 180.1), DO (SM 4500-O G)

*INDICATOR PARAMETERS HAVE STABLIZED WHEN 3 CONSECUTIVE READINGS ARE WITHIN: ± 0.1 for pH; ± 3% for Specific Conductivity and Temperature; ± 10 mv for Redox Potential; and ± 10% for Dissolved Oxygen and Turbidity

LOW FLOW SAMPLING
DATA SHEET

SHEET 1 OF 1

SITE: LMC Great Neck
DATE: 7/7/16
WEATHER: 90° Sunny

CONSULTING FIRM: Tetra Tech (NJDEP Lab #10018)
FIELD PERSONNEL: DDB

MONITOR WELL: MW-17 GL-4
WELL DEPTH:
SCREENED/OPEN INTERVAL:
WELL PERMIT #:
WELL DIAMETER: 4 Inches

PID/FID READINGS (ppm): BACKGROUND: /
BENEATH OUTER CAP: /
BENEATH INNER CAP: /

PUMP INTAKE DEPTH: ____ ft below TIC
DEPTH TO WATER BEFORE PUMP INSTALLATION: 93.94 ft below TIC
MAKE/MODEL OF PUMP: GeoPump SERIAL #: 178

TIME	PURGING	SAMPLING	pH (pH units) READING	pH CHANGE*	SPECIFIC CONDUCTIVITY (mS/cm) READING	SPECIFIC CONDUCTIVITY CHANGE*	REDOX POTENTIAL (mv) READING	REDOX POTENTIAL CHANGE*	DISSOLVED OXYGEN (mg/l) READING	DISSOLVED OXYGEN CHANGE*	TURBIDITY (NTU) READING	TURBIDITY CHANGE*	TEMPERATURE (degrees C) READING	TEMPERATURE CHANGE*	PUMPING RATE (ml/min)	DEPTH TO WATER (ft below TOC)
1425	X		6.90	NA	0.303	NA	14	NA	0	NA	5.85	NA	21.85	NA	250	95.23
1430*	X		6.90	0.00	0.307	0.000	-9	0.000	0	0.00	3.25	0.00	21.62	0.00	250	95.24
1435	X		6.91	0.00	0.307	0.000	-19	0.000	0	0.00	3.38	0.00	20.80	0.00	250	95.49
1440	X		6.92	0.00	0.308	0.000	-36	0.000	0	0.00	4.07	0.00	20.63	0.00	250	95.65
1445	X		6.86	0.00	0.308	0.000	-40	0.000	0	0.00	4.23	0.00	20.68	0.00	250	95.72
1450	X		6.90	0.00	0.308	0.000	-42	0.000	0	0.00	4.17	0.00	20.36	0.00	250	95.79
1455		X	6.90	0.00	0.308	0.000	-48	0.000	0	0.00	4.49	0.00	20.35	0.00	250	95.82
				0.00		0.000		0.000		0.00		0.00		0.00		
	POST		6.78	0.00	0.311	0.000	-41	0.000	0	0.00	5.52	0.00	20.17	0.00		
				0.00		0.000		0.000		0.00		0.00		0.00		
				0.00		0.000		0.000		0.00		0.00		0.00		

COMMENTS: *- Drop tube Vol. Purged

Sampled @ 1505

4.5 gal Purged

PhBump - 7.09, 250z, @ 16:00 10/20 ~ 60 PSI

TEMPERATURE CORRECTION FACTOR °C	0
MAKE/MODEL OF WQ METER: U-52 SERIAL #:	21147
MAKE/MODEL OF WQ METER: Lamotte SERIAL #:	19238

Department Sanctioned Analytical Methods: pH (SM 4500-H+B), temp (SM 2550 B), spec. cond. (EPA 120.1), turbidity (EPA 180.1), DO (SM 4500-O G)

INDICATOR PARAMETERS HAVE STABLIZED WHEN 3 CONSECUTIVE READINGS ARE WITHIN: ± 0.1 for pH; ± 3% for Specific Conductivity and Temperature; ± 10 mv for Redox Potential; and ± 10% for Dissolved Oxygen and Turbidity

LOW FLOW SAMPLING
DATA SHEET

SHEET 1 OF 1

SITE: LMC- GW
DATE: 7-8-16
WEATHER: Sun 80's

CONSULTING FIRM: Tetra Tech (NJDEP Lab #10018)
FIELD PERSONNEL: R. WAGner / DAN B

MONITOR WELL: MW-17ML-XX WELL DEPTH: 428 SCREENED/OPEN INTERVAL: 390-400
WELL PERMIT #: WELL DIAMETER: 4 inches

PID/FID READINGS (ppm): BACKGROUND: / BENEATH OUTER CAP: / BENEATH INNER CAP:

PUMP INTAKE DEPTH: ____ ft below TIC
DEPTH TO WATER BEFORE PUMP INSTALLATION: 93.60 ft below TIC
MAKE/MODEL OF PUMP: GRD SERIAL #: 178

TIME	PURGING	SAMPLING	pH (pH units) READING	pH CHANGE*	SPECIFIC CONDUCTIVITY (mS/cm) READING	SPECIFIC CONDUCTIVITY CHANGE*	REDOX POTENTIAL (mv) READING	REDOX POTENTIAL CHANGE*	DISSOLVED OXYGEN (mg/l) READING	DISSOLVED OXYGEN CHANGE*	TURBIDITY (NTU) READING	TURBIDITY CHANGE*	TEMPERATURE (degrees C) READING	TEMPERATURE CHANGE*	PUMPING RATE (ml/min)	DEPTH TO WATER (ft below TOC)
1040			Set up	NA		NA		NA		NA		NA		NA		93.88
1150	X		6.70	0.00	0.232	0.000	144	0.000	0.00	0.00	20.7	0.00	23.33	0.00	400	~~93.88~~ 93.96
1155	X		6.74	0.00	0.231	0.000	144	0.000	0.00	0.00	16.3	0.00	22.81	0.00	400	93.98
1215	X		6.79	0.00	0.235	0.000	34	0.000	0.00	0.00	28.1	0.00	21.87	0.00	400	93.96
1220	X		6.64	0.00	0.234	0.000	37	0.000	0.00	0.00	30.3	0.00	21.81	0.00	400	93.96 *
1225	X		6.60	0.00	0.234	0.000	40	0.000	0.00	0.00	28.3	0.00	22.14	0.00	~~275~~	93.92
1230	X		6.57	0.00	0.233	0.000	43	0.000	0.00	0.00	27.5	0.00	22.20	0.00	275	93.92
1235	X		6.54	0.00	0.234	0.000	47	0.000	0.00	0.00	26.0	0.00	22.08	0.00	275	93.91
1240	X		6.57	0.00	0.230	0.000	52	0.000	0.00	0.00	25.9	0.00	22.07	0.00	275	93.91
1245	X		6.54	0.00	0.233	0.000	63	0.000	0.00	0.00	26.3	0.00	21.97	0.00	275	93.91
1250	Post		6.53	0.00	0.230	0.000	77	0.000	0.00	0.00	25.2	0.00		0.00	~~275~~	93.91

COMMENTS:
MP-10 PSI 60 R 10 - D 10

70 Bump test 131.45
708 25.38

~~need to 2.9 gallons~~
* need to remove 2.9 gallons

TEMPERATURE CORRECTION FACTOR °C	0.0
MAKE/MODEL OF WQ METER: Lamotte 2020 SERIAL #:	19294
MAKE/MODEL OF WQ METER: Horiba U52 SERIAL #:	21147

Department Sanctioned Analytical Methods: pH (SM 4500-H+B), temp (SM 2550 B), spec. cond. (EPA 120.1), turbidity (EPA 180.1), DO (SM 4500-O G)

*INDICATOR PARAMETERS HAVE STABLIZED WHEN 3 CONSECUTIVE READINGS ARE WITHIN: ± 0.1 for pH; ± 3% for Specific Conductivity and Temperature; ± 10 mv for Redox Potential; and ± 10% for Dissolved Oxygen and Turbidity

LOW FLOW SAMPLING
DATA SHEET

SHEET 1 OF ___

SITE: LMC-GW
DATE: 7/7/16
WEATHER: Hot Humid 80's - 90's

CONSULTING FIRM: Tetra Tech (NJDEP Lab #10018)
FIELD PERSONNEL: R. Wagner

MONITOR WELL: MW-18GL
WELL DEPTH: 170.0
SCREENED/OPEN INTERVAL: ___
WELL PERMIT #: ___
WELL DIAMETER: 4 Inches

PID/FID READINGS (ppm):
BACKGROUND: /
BENEATH OUTER CAP: /
BENEATH INNER CAP: /

PUMP INTAKE DEPTH: 165 ft below TIC
DEPTH TO WATER BEFORE PUMP INSTALLATION: 105.96 ft below TIC
MAKE/MODEL OF PUMP: Geotech SERIAL #: 677

TIME	PURGING	SAMPLING	pH (pH units) READING	pH CHANGE*	SPECIFIC CONDUCTIVITY (mS/cm) READING	SPECIFIC CONDUCTIVITY CHANGE*	REDOX POTENTIAL (mv) READING	REDOX POTENTIAL CHANGE*	DISSOLVED OXYGEN (mg/l) READING	DISSOLVED OXYGEN CHANGE*	TURBIDITY (NTU) Lamotte 2020 READING	TURBIDITY CHANGE*	TEMPERATURE (degrees C) READING	TEMPERATURE CHANGE*	PUMPING RATE (ml/min)	DEPTH TO WATER (ft below TOC)
1036	Begin		—	NA	—	NA	—	NA	—	NA	—	NA	—	NA	—	105.95
1040	X		9.32	0.00	0.789	0.000	33	0.000	4.48	0.00	7.79	0.00	22.83	0.00	250	105.95
1045	X		7.40	0.00	0.646	0.000	72	0.000	3.22	0.00	10.21	0.00	21.68	0.00	250	105.95
1050	X		7.08	0.00	0.631	0.000	82	0.000	3.24	0.00	9.62	0.00	21.37	0.00	250	105.95
1055	X		6.86	0.00	0.626	0.000	91	0.000	3.18	0.00	9.24	0.00	21.30	0.00	250	105.95
1100	X		6.66	0.00	0.620	0.000	104	0.000	2.93	0.00	7.44	0.00	21.29	0.00	250	105.95
1105	X		6.58	0.00	0.617	0.000	110	0.000	2.35	0.00	8.08	0.00	21.23	0.00	250	105.95
1110	X		6.53	0.00	0.616	0.000	116	0.000	3.35	0.00	7.02	0.00	21.25	0.00	250	105.95
1115	X		6.51	0.00	0.614	0.000	120	0.000	3.15	0.00	6.67	0.00	21.34	0.00	250	105.95
1120		X		0.00		0.000		0.000		0.00		0.00		0.00		
1127	Post		6.49	0.00	0.591	0.000	132	0.000	2.76	0.00	5.89	0.00	23.99	0.00	250	105.95

COMMENTS:
MP-10 - 70psi D 10 R 20

Need to remove 0.4 gallons for Drop tube purge -
0.50 Removed @ 1045
(2.5 gallons)

TEMPERATURE CORRECTION FACTOR °C	0.0
MAKE/MODEL OF WQ METER: Lamotte 2020 SERIAL #:	18829
MAKE/MODEL OF WQ METER: SERIAL #:	22189

Department Sanctioned Analytical Methods: pH (SM 4500-H+B), temp (SM 2550 B), spec. cond. (EPA 120.1), turbidity (EPA 180.1), DO (SM 4500-O G)

*INDICATOR PARAMETERS HAVE STABLIZED WHEN 3 CONSECUTIVE READINGS ARE WITHIN: ± 0.1 for pH; ± 3% for Specific Conductivity and Temperature; : 10 mv for Redox Potential; and ± 10% for Dissolved Oxygen and Turbidity

LOW FLOW SAMPLING
DATA SHEET

SHEET 1 OF ___

SITE: Great Neck
DATE: 7/7/16
WEATHER 90° Sunny

CONSULTING FIRM: Tetra Tech (NJDEP Lab #10018)
FIELD PERSONNEL: D Brockerhoff / Roy Wagner

MONITOR WELL MW-18ML WELL DEPTH: ___ SCREENED/OPEN INTERVAL: ___
WELL PERMIT #: ___ WELL DIAMETER: 4 Inches

PID/FID READINGS (ppm): BACKGROUND: — BENEATH OUTER CAP: — BENEATH INNER CAP: —

PUMP INTAKE DEPTH: ___ ft below TIC
DEPTH TO WATER BEFORE PUMP INSTALLATION : 105.32 ft below TIC
MAKE/MODEL OF PUMP: Geotech SERIAL #: 090

TIME	PURGING	SAMPLING	pH (pH units) READING	pH CHANGE*	SPECIFIC CONDUCTIVITY (mS/cm) READING	SPECIFIC CONDUCTIVITY CHANGE*	REDOX POTENTIAL (mv) READING	REDOX POTENTIAL CHANGE*	DISSOLVED OXYGEN (mg/l) READING	DISSOLVED OXYGEN CHANGE*	TURBIDITY (NTU) READING	TURBIDITY CHANGE*	TEMPERATURE (degrees C) READING	TEMPERATURE CHANGE*	PUMPING RATE (ml/min)	DEPTH TO WATER (ft below TOC)
1005	X		7.05	NA	0.456	NA	50	NA	2.61	NA	3.8	NA	22.14	NA	150	105.31
1010	X		6.95	0.00	0.369	0.000	81	0.000	1.61	0.00	1.72	0.00	20.78	0.00	250	105.31
1030*	X		6.59	0.00	0.157	0.000	115	0.000	0	0.00	1.41	0.00	20.92	0.00	250	105.31
1040	X		6.63	0.00	0.156	0.000	111	0.000	0	0.00	2.44	0.00	21.10	0.00	250	105.31
1045	X		6.64	0.00	0.156	0.000	119	0.000	0	0.00	1.31	0.00	21.00	0.00	250	105.31
1050	X		6.65	0.00	0.157	0.000	119	0.000	0	0.00	1.26	0.00	21.11	0.00	250	105.30
1055	X		6.70	0.00	0.159	0.000	124	0.000	0	0.00	1.34	0.00	21.13	0.00	250	105.30
1100		X	6.72	0.00	0.160	0.000	127	0.000	0	0.00	1.37	0.00	21.16	0.00	250	105.30
				0.00		0.000		0.000		0.00		0.00		0.00		
POST			6.88	0.00	0.166	0.000	150	0.000	0	0.00	1.15	0.00	23.59	0.00		
				0.00		0.000		0.000		0.00		0.00		0.00		

COMMENTS: *- Drop tube Vol Purged

5 gal Purged

10/20 ~ 30 psi

Sampled @ 1105

Ph Bump - 7.03, 25.10, @12.10

TEMPERATURE CORRECTION FACTOR °C			0
MAKE/MODEL OF WQ METER:	LaMotte	SERIAL #:	19238
MAKE/MODEL OF WQ METER:	U-52	SERIAL #:	21144

Department Sanctioned Analytical Methods: pH (SM 4500-H+B), temp (SM 2550 B), spec. cond. (EPA 120.1), turbidity (EPA 180.1), DO (SM 4500-O G)

*INDICATOR PARAMETERS HAVE STABLIZED WHEN 3 CONSECUTIVE READINGS ARE WITHIN: ± 0.1 for pH; ± 3% for Specific Conductivity and Temperature; ± 10 mv for Redox Potential; and ± 10% for Dissolved Oxygen and Turbidity

LOW FLOW SAMPLING
DATA SHEET

SHEET 1 OF 1

SITE: LMC Great Neck
DATE: 7/8/16
WEATHER: 90° Sunny

CONSULTING FIRM: Tetra Tech (NJDEP Lab #10018)
FIELD PERSONNEL: D. Brockenbrough

MONITOR WELL: MW-22GL-H
WELL DEPTH: _____
SCREENED/OPEN INTERVAL: _____
WELL PERMIT #: _____
WELL DIAMETER: 4 Inches

PID/FID READINGS (ppm):
BACKGROUND: ~
BENEATH OUTER CAP: ~
BENEATH INNER CAP: _____

PUMP INTAKE DEPTH: _____ ft below TIC
DEPTH TO WATER BEFORE PUMP INSTALLATION: 105.83 ft below TIC
MAKE/MODEL OF PUMP: Geotech SERIAL #: 731

TIME	PURGING	SAMPLING	pH (pH units) READING	pH CHANGE*	SPECIFIC CONDUCTIVITY (mS/cm) READING	SPECIFIC CONDUCTIVITY CHANGE*	REDOX POTENTIAL (mv) READING	REDOX POTENTIAL CHANGE*	DISSOLVED OXYGEN (mg/l) READING	DISSOLVED OXYGEN CHANGE*	TURBIDITY (NTU) READING	TURBIDITY CHANGE*	TEMPERATURE (degrees C) READING	TEMPERATURE CHANGE*	PUMPING RATE (ml/min)	DEPTH TO WATER (ft below TOC)
0915	X		6.94	NA	0.273	NA	80	NA	2.40	NA	3.24	NA	25.07	NA	150	96.11
0930*	X		6.75	0.00	0.171	0.000	50	0.000	0	0.00	0.84	0.00	21.01	0.00	200	90.01
0935	X		6.70	0.00	0.171	0.000	33	0.000	0	0.00	0.80	0.00	20.25	0.00	200	89.85
0940	X		6.67	0.00	0.186	0.000	3	0.000	0	0.00	0.84	0.00	20.58	0.00	200	89.85
0945	X		6.64	0.00	0.204	0.000	-31	0.000	0	0.00	1.07	0.00	20.56	0.00	200	89.85
0950	X		6.61	0.00	0.229	0.000	-37	0.000	0	0.00	1.27	0.00	20.69	0.00	200	89.85
0955	X		6.56	0.00	0.286	0.000	-40	0.000	0.66	0.00	3.40	0.00	20.77	0.00	200	89.85
1000	X		6.55	0.00	0.313	0.000	-38	0.000	0.92	0.00	3.62	0.00	20.71	0.00	200	89.85
1005	X		6.55	0.00	0.315	0.000	-38	0.000	0.91	0.00	3.71	0.00	20.97	0.00	200	89.85
1010	X		6.55	0.00	0.319	0.000	-36	0.000	0.92	0.00	3.81	0.00	20.68	0.00	200	89.85
1015		X	6.54	0.00	0.324	0.000	-35	0.000	0.89	0.00	3.64	0.00	20.92	0.00	200	89.85

COMMENTS:
* - Drop tube Vol. Purged
POST: 6.54 0.327 -28 0.81 2.02 22.36

Sampled @ 10:20

20/10 ~ 60 PSI

Bump: Ph - 7.11
Temp - 27.6
Tim 0:1834

TEMPERATURE CORRECTION FACTOR °C	0
MAKE/MODEL OF WQ METER: U-52 SERIAL #:	21097
MAKE/MODEL OF WQ METER: LaMotte SERIAL #:	23455

Department Sanctioned Analytical Methods: pH (SM 4500-H+B), temp (SM 2550 B), spec. cond. (EPA 120.1), turbidity (EPA 180.1), DO (SM 4500-O G)

*INDICATOR PARAMETERS HAVE STABLIZED WHEN 3 CONSECUTIVE READINGS ARE WITHIN: ± 0.1 for pH; ± 3% for Specific Conductivity and Temperature; ± 10 mv for Redox Potential; and ± 10% for Dissolved Oxygen and Turbidity

LOW FLOW SAMPLING
DATA SHEET

SHEET 1 OF 2

SITE: LMC- GN.
DATE: 7.8.16
WEATHER: Sun 80's

CONSULTING FIRM: Tetra Tech (NJDEP Lab #10018)
FIELD PERSONNEL: R. WAGNER

MONITOR WELL: -MW-22 ML-
WELL DEPTH: 340
SCREENED/OPEN INTERVAL: 315 - 325
WELL PERMIT #:
WELL DIAMETER: 4 Inches
(Drop tube @ 210') length

PID/FID READINGS (ppm): BACKGROUND: 7
BENEATH OUTER CAP:
BENEATH INNER CAP:

PUMP INTAKE DEPTH: 320 ft below TIC
DEPTH TO WATER BEFORE PUMP INSTALLATION: 90.62 ft below TIC
MAKE/MODEL OF PUMP: Geo Tech SERIAL #: 694

TIME	PURGING	SAMPLING	pH (pH units) READING	pH CHANGE*	SPECIFIC CONDUCTIVITY (mS/cm) READING	SPECIFIC CONDUCTIVITY CHANGE*	REDOX POTENTIAL (mv) READING	REDOX POTENTIAL CHANGE*	DISSOLVED OXYGEN (mg/l) READING	DISSOLVED OXYGEN CHANGE*	TURBIDITY (NTU) READING	TURBIDITY CHANGE*	TEMPERATURE (degrees C) READING	TEMPERATURE CHANGE*	PUMPING RATE (ml/min)	DEPTH TO WATER (ft below TOC)
0960			Set up	NA		NA		NA		NA	*2020 start	NA		NA		90.62
0912	x		6.77	0.00	0.594	0.000	43	0.000	0.00	0.00	2.1	0.00	24.72	0.00	200	90.65
0915	x		6.41	0.00	0.513	0.000	60	0.000	0.00	0.00	2.5	0.00	22.37	0.00	200	90.65
0920	x		6.43	0.00	0.472	0.000	58	0.000	0.00	0.00	2.67	0.00	22.08	0.00	300	90.65
0925	x		6.75	0.00	0.230	0.000	34	0.000	0.00	0.00	28.4	0.00	19.85	0.00	300	90.68
0940	x		6.69	0.00	0.341	0.000	60	0.000	0.00	0.00	22.3	0.00	19.06	0.00	300	90.68
0945	x		6.61	0.00	0.420	0.000	83	0.000	0.07	0.00	17.9	0.00	19.07	0.00	300	90.68
0950	x		6.45	0.00	0.491	0.000	101	0.000	2.42	0.00	13.0	0.00	19.13	0.00	300	90.68
0955	x		6.42	0.00	0.505	0.000	117	0.000	3.60	0.00	5.36	0.00	19.13	0.00	300	90.68
1000	x		6.40	0.00	0.511	0.000	125	0.000	4.03	0.00	6.08	0.00	19.15	0.00	300	90.68
1005	x		6.38	0.00	0.515	0.000	132	0.000	4.02	0.00	5.98	0.00	19.20	0.00	300	90.68

COMMENTS: Sampled @ 10:22
clear, No odor.

(NEED to remove 2.2 gallons)
(A) @ 2.5 gallons

TEMPERATURE CORRECTION FACTOR °C	0.0
MAKE/MODEL OF WQ METER: Lamotte 2020 SERIAL #:	19299
MAKE/MODEL OF WQ METER: U52 SERIAL #:	21147

MP settings PSI 60 D 10 R 20

Department Sanctioned Analytical Methods: pH (SM 4500-H+B), temp (SM 2550 B), spec. cond. (EPA 120.1), turbidity (EPA 180.1), DO (SM 4500-O G)

*INDICATOR PARAMETERS HAVE STABLIZED WHEN 3 CONSECUTIVE READINGS ARE WITHIN: ± 0.1 for pH; ± 3% for Specific Conductivity and Temperature; ± 10 mv for Redox Potential; and ± 10% for Dissolved Oxygen and Turbidity

LOW FLOW SAMPLING
DATA SHEET

SITE: LMC-GN
DATE: 7-8-16
WEATHER: SUN 80' HIGH

CONSULTING FIRM: Tetra Tech (NJDEP Lab #10018)
FIELD PERSONNEL: TR. WAGNER

MONITOR WELL: MW-22-ML
WELL DEPTH: _____
SCREENED/OPEN INTERVAL: _____
WELL PERMIT #: _____
WELL DIAMETER: _____ Inches

PID/FID READINGS (ppm):
BACKGROUND: /
BENEATH OUTER CAP: /
BENEATH INNER CAP: /

PUMP INTAKE DEPTH: _____ ft below TIC
DEPTH TO WATER BEFORE PUMP INSTALLATION : _____ ft below TIC
MAKE/MODEL OF PUMP: _____ SERIAL #: 6G4

TIME	PURGING	SAMPLING	pH (pH units) READING	pH CHANGE*	SPECIFIC CONDUCTIVITY (mS/cm) READING	SPECIFIC CONDUCTIVITY CHANGE*	REDOX POTENTIAL (mv) READING	REDOX POTENTIAL CHANGE*	DISSOLVED OXYGEN (mg/l) READING	DISSOLVED OXYGEN CHANGE*	TURBIDITY (NTU) READING	TURBIDITY CHANGE*	TEMPERATURE (degrees C) READING	TEMPERATURE CHANGE*	PUMPING RATE (ml/min)	DEPTH TO WATER (ft below TOC)
1010	X		6.39	NA	0.518	NA	133	NA	4.01	NA	5.98	NA	19.18	NA	300	90.68
1015	X		6.39	0.00	0.520	0.000	137	0.000	4.04	0.00	4.87	0.00	19.20	0.00	300	90.68
1020	X		6.38	0.00	0.523	0.000	140	0.000	4.05	0.00	4.81	0.00	19.21	0.00	300	90.68
				0.00		0.000		0.000		0.00		0.00		0.00		
1022		X		0.00		0.000		0.000		0.00		0.00		0.00		
				0.00		0.000		0.000		0.00		0.00		0.00		
1030		X	6.39	0.00	0.502	0.000	148	0.000	4.20	0.00	3.99	0.00	20.86	0.00	300	90.68
				0.00		0.000		0.000		0.00		0.00		0.00		
				0.00		0.000		0.000		0.00		0.00		0.00		
				0.00		0.000		0.000		0.00		0.00		0.00		
				0.00		0.000		0.000		0.00		0.00		0.00		

COMMENTS:

TEMPERATURE CORRECTION FACTOR °C	0.0
MAKE/MODEL OF WQ METER: LAMOTTE SERIAL #:	19294
MAKE/MODEL OF WQ METER: U52 SERIAL #:	21147

Department Sanctioned Analytical Methods: pH (SM 4500-H+B), temp (SM 2550 B), spec. cond. (EPA 120.1), turbidity (EPA 180.1), DO (SM 4500-O G)

*INDICATOR PARAMETERS HAVE STABLIZED WHEN 3 CONSECUTIVE READINGS ARE WITHIN: ± 0.1 for pH; ± 3% for Specific Conductivity and Temperature; ± 10 mv for Redox Potential; and ± 10% for Dissolved Oxygen and Turbidity

LOW FLOW SAMPLING
DATA SHEET

SHEET 1 OF 1

SITE: LMC Great Neck
DATE: 7/13/16
WEATHER: 85° Sunny

CONSULTING FIRM: Tetra Tech (NJDEP Lab #10018)
FIELD PERSONNEL: D. Brockelhoff

MONITOR WELL: MW-24GL-H
WELL DEPTH:
SCREENED/OPEN INTERVAL:
WELL PERMIT #:
WELL DIAMETER: 4 Inches

PID/FID READINGS (ppm): BACKGROUND: /
BENEATH OUTER CAP: /
BENEATH INNER CAP: /

PUMP INTAKE DEPTH: ft below TIC
DEPTH TO WATER BEFORE PUMP INSTALLATION: 96.05 ft below TIC
MAKE/MODEL OF PUMP: Grundfos SERIAL #: 702

TIME	PURGING	SAMPLING	pH (pH units) READING	pH CHANGE*	SPECIFIC CONDUCTIVITY (mS/cm) READING	SPECIFIC CONDUCTIVITY CHANGE*	REDOX POTENTIAL (mv) READING	REDOX POTENTIAL CHANGE*	DISSOLVED OXYGEN (mg/l) READING	DISSOLVED OXYGEN CHANGE*	TURBIDITY (NTU) READING	TURBIDITY CHANGE*	TEMPERATURE (degrees C) READING	TEMPERATURE CHANGE*	PUMPING RATE (ml/min)	DEPTH TO WATER (ft below TOC)
1355*	+		5.92	NA	1.02	NA	153	NA	6.21	NA	34.2	NA	19.36	NA	300	96.11
1400	+		5.91	0.00	1.02	0.000	163	0.000	6.08	0.00	21.0	0.00	19.29	0.00	300	96.11
1405	+		5.90	0.00	1.01	0.000	173	0.000	4.65	0.00	17.9	0.00	20.27	0.00	300	96.11
1410	+		5.91	0.00	1.02	0.000	177	0.000	5.67	0.00	12.1	0.00	19.16	0.00	300	96.11
1415	+		5.91	0.00	1.02	0.000	178	0.000	5.71	0.00	11.6	0.00	19.02	0.00	300	96.11
1420	+		5.90	0.00	1.02	0.000	179	0.000	5.59	0.00	11.4	0.00	19.12	0.00	300	96.11
1425		✓	5.90	0.00	1.02	0.000	182	0.000	5.70	0.00	10.7	0.00	19.15	0.00	300	96.11
				0.00		0.000		0.000		0.00		0.00		0.00		
1245	~~PE~~	✓	5.91	0.00	1.02	0.000	187	0.000	5.17	0.00	9.4	0.00	19.52	0.00	300	96.11
				0.00		0.000		0.000		0.00		0.00		0.00		
				0.00		0.000		0.000		0.00		0.00		0.00		

COMMENTS: * - prior tube purged
DT - 0.3 gal
Sampled @ 1432
20 ~ 60
Bump
PH - 7.00
Temp - 22.54
Time - 1555

TEMPERATURE CORRECTION FACTOR °C: 0
MAKE/MODEL OF WQ METER: U-52 SERIAL #: 27284
MAKE/MODEL OF WQ METER: Lamotte SERIAL #: 022869

Department Sanctioned Analytical Methods: pH (SM 4500-H+B), temp (SM 2550 B), spec. cond. (EPA 120.1), turbidity (EPA 180.1), DO (SM 4500-O G)

*INDICATOR PARAMETERS HAVE STABLIZED WHEN 3 CONSECUTIVE READINGS ARE WITHIN: ± 0.1 for pH; ± 3% for Specific Conductivity and Temperature; ± 10 mv for Redox Potential; and ± 10% for Dissolved Oxygen and Turbidity

LOW FLOW SAMPLING
DATA SHEET

SHEET 1 OF 2

SITE: LMC- GW
DATE: 7.13.16
WEATHER: SUN 80's Breezy

CONSULTING FIRM: Tetra Tech (NJDEP Lab #10018)
FIELD PERSONNEL: R. WAGNER

MONITOR WELL: MW-27MI-XX WELL DEPTH: 230
SCREENED/OPEN INTERVAL: 217-227
WELL PERMIT #: WELL DIAMETER: 2 Inches

PID/FID READINGS (ppm): BACKGROUND: BENEATH OUTER CAP: / BENEATH INNER CAP: /

PUMP INTAKE DEPTH: ____ ft below TIC
DEPTH TO WATER BEFORE PUMP INSTALLATION: 75.23 ft below TIC
MAKE/MODEL OF PUMP: Geo Tech SERIAL #: 090

TIME	PURGING	SAMPLING	pH (pH units) READING	pH CHANGE*	SPECIFIC CONDUCTIVITY (mS/cm) READING	SPECIFIC CONDUCTIVITY CHANGE*	REDOX POTENTIAL (mv) READING	REDOX POTENTIAL CHANGE*	DISSOLVED OXYGEN (mg/l) READING	DISSOLVED OXYGEN CHANGE*	TURBIDITY (NTU) 2020 READING	TURBIDITY CHANGE*	TEMPERATURE (degrees C) READING	TEMPERATURE CHANGE*	PUMPING RATE (ml/min)	DEPTH TO WATER (ft below TOC)	
1300			Dry	NA		NA		NA		NA		NA		NA	300	75.25	
1325	X		6.18	0.00	0.289	0.000	-28	0.000	2.88	0.00	0.00	0.00	20.86	0.00	300	75.26	
1330	X		6.13	0.00	0.290	0.000	-6	0.000	0.00	0.00	~~2.53~~	0.00	20.65	0.00	300	75.26	
1335	X		6.09	0.00	0.290	0.000	15	0.000	0.00	0.00	3.62	0.00	20.59	0.00	300	75.26	1.5
1340	X		6.05	0.00	0.296	0.000	61	0.000	1.32	0.00	30.1	0.00	20.61	0.00	300	75.26	
1345	X		6.04	0.00	0.300	0.000	100	0.000	3.78	0.00	68.6	0.00	20.60	0.00	300	75.25	
1350	X		6.04	0.00	0.301	0.000	123	0.000	5.07	0.00	55.9	0.00	20.68	0.00	300	75.25	
1355	X		6.04	0.00	0.300	0.000	144	0.000	5.26	0.00	25.1	0.00	20.64	0.00	300	75.25	
1400	X		6.04	0.00	0.300	0.000	157	0.000	5.07	0.00	18.7	0.00	20.63	0.00	300	75.25	
1405	X		6.04	0.00	0.300	0.000	161	0.000	4.91	0.00	8.89	0.00	20.66	0.00	300	75.25	
1410	X		6.04	0.00	0.299	0.000	168	0.000	4.89	0.00	5.52	0.00	20.73	0.00	300	75.25	

COMMENTS:
MP-10H PSI 60 D 10 R 20
SAMPLED @ 14:23
(1.3 Gallons need to be removed from Drop tube)

TEMPERATURE CORRECTION FACTOR °C: 0.0
MAKE/MODEL OF WQ METER: 052 SERIAL #: 27762
MAKE/MODEL OF WQ METER: 2020 SERIAL #: 19294

Department Sanctioned Analytical Methods: pH (SM 4500-H+B), temp (SM 2550 B), spec. cond. (EPA 120.1), turbidity (EPA 180.1), DO (SM 4500-O G)

*INDICATOR PARAMETERS HAVE STABLIZED WHEN 3 CONSECUTIVE READINGS ARE WITHIN: ± 0.1 for pH; ± 3% for Specific Conductivity and Temperature; ± 10 mv for Redox Potential; and ± 10% for Dissolved Oxygen and Turbidity

LOW FLOW SAMPLING
DATA SHEET

SITE: LMC- GN
DATE: 7.13.16
WEATHER

CONSULTING FIRM: Tetra Tech (NJDEP Lab #10018)
FIELD PERSONNEL: R. WAGNER

MONITOR WELL MW-27MI-XXX WELL DEPTH: 230
SCREENED/OPEN INTERVAL:
WELL PERMIT #: WELL DIAMETER: 2 Inches

PID/FID READINGS (ppm): BACKGROUND:
BENEATH OUTER CAP:
BENEATH INNER CAP:

PUMP INTAKE DEPTH: ft below TIC
DEPTH TO WATER BEFORE PUMP INSTALLATION : ft below TIC
MAKE/MODEL OF PUMP: SERIAL #:

TIME	PURGING	SAMPLING	pH (pH units)		SPECIFIC CONDUCTIVITY (mS/cm)		REDOX POTENTIAL (mv)		DISSOLVED OXYGEN (mg/l)		TURBIDITY (NTU)		TEMPERATURE (degrees C)		PUMPING RATE (ml/min)	DEPTH TO WATER (ft below TOC)
			READING	CHANGE*	READING	CHANGE*	READING	CHANGE*	READING	CHANGE*	READING	CHANGE*	READING	CHANGE*		
1415	X		6.04	NA	0.299	NA	173	NA	5.29	NA	4.12	NA	20.74	NA	300	75.25
1420	X		6.03	0.00	0.299	0.000	178	0.000	5.29	0.00	3.19	0.00	20.78	0.00	300	75.25
~~1423~~		X		0.00		0.000		0.000		0.00		0.00		0.00		
				0.00		0.000		0.000		0.00		0.00		0.00		
1430	POST		6.04	0.00	0.300	0.000	180	0.000	5.23	0.00	1.68	0.00	20.86	0.00	300	75.25
				0.00		0.000		0.000		0.00		0.00		0.00		
				0.00		0.000		0.000		0.00		0.00		0.00		
				0.00		0.000		0.000		0.00		0.00		0.00		
				0.00		0.000		0.000		0.00		0.00		0.00		
				0.00		0.000		0.000		0.00		0.00		0.00		
				0.00		0.000		0.000		0.00		0.00		0.00		

COMMENTS:

See Pg. 1

TEMPERATURE CORRECTION FACTOR °C	
MAKE/MODEL OF WQ METER: SERIAL #:	
MAKE/MODEL OF WQ METER: SERIAL #:	

Department Sanctioned Analytical Methods: pH (SM 4500-H+B), temp (SM 2550 B), spec. cond. (EPA 120.1), turbidity (EPA 180.1), DO (SM 4500-O G)

*INDICATOR PARAMETERS HAVE STABLIZED WHEN 3 CONSECUTIVE READINGS ARE WITHIN: ± 0.1 for pH; ± 3% for Specific Conductivity and Temperature; ± 10 mv for Redox Potential; and ± 10% for Dissolved Oxygen and Turbidity

LOW FLOW SAMPLING
DATA SHEET

SHEET 1 OF 1

SITE: LMC- NG
DATE: 7-12-16
WEATHER: SUN 80

CONSULTING FIRM: Tetra Tech (NJDEP Lab #10018)
FIELD PERSONNEL: R. Wagner

MONITOR WELL: MW-28GL-XY
WELL DEPTH: 150
SCREENED/OPEN INTERVAL: 140-150
WELL PERMIT #:
WELL DIAMETER: 2 Inches

PID/FID READINGS (ppm):
BACKGROUND:
BENEATH OUTER CAP: /
BENEATH INNER CAP: /

PUMP INTAKE DEPTH: 145 ft below TIC
DEPTH TO WATER BEFORE PUMP INSTALLATION : ____ ft below TIC
MAKE/MODEL OF PUMP: Geo Pump SERIAL #: 732

TIME	PURGING	SAMPLING	pH (pH units) READING	pH CHANGE*	SPECIFIC CONDUCTIVITY (mS/cm) READING	SPECIFIC CONDUCTIVITY CHANGE*	REDOX POTENTIAL (mv) READING	REDOX POTENTIAL CHANGE*	DISSOLVED OXYGEN (mg/l) READING	DISSOLVED OXYGEN CHANGE*	TURBIDITY (NTU) READING	TURBIDITY CHANGE*	TEMPERATURE (degrees C) READING	TEMPERATURE CHANGE*	PUMPING RATE (ml/min)	DEPTH TO WATER (ft below TOC)
1355	X			NA		NA		NA		NA		NA		NA		90.35
1400	X		6.33	0.00	0.649	0.000	187	0.000	1.77	0.00	1.95	0.00	21.75	0.00	300	90.30
1405	X		6.09	0.00	0.694	0.000	187	0.000	0.00	0.00	1.29	0.00	20.82	0.00	300	90.30 ☆
1410	X		6.09	0.00	0.698	0.000	184	0.000	0.00	0.00	1.46	0.00	20.83	0.00	300	90.30
1415	X		6.09	0.00	0.699	0.000	183	0.000	0.00	0.00	1.06	0.00	20.86	0.00	300	90.30
1420	X		6.08	0.00	0.700	0.000	186	0.000	0.00	0.00	1.00	0.00	20.90	0.00	300	90.30
1425	X		6.09	0.00	0.701	0.000	187	0.000	0.00	0.00	0.93	0.00	20.98	0.00	300	90.30
1427		X		0.00		0.000		0.000		0.00		0.00		0.00		
				0.00		0.000		0.000		0.00		0.00		0.00		
1438	Post		6.11	0.00	0.704	0.000	190	0.000	0.00	0.00	0.78	0.00	21.09	0.00	300	90.30
				0.00		0.000		0.000		0.00		0.00		0.00		

COMMENTS:
MI-10 70 10 20 300
Sampled @ 14:27
clear - No odor
2.5 gallons
☆ Need to remove 0.4 gallons

TEMPERATURE CORRECTION FACTOR °C			0.0
MAKE/MODEL OF WQ METER:	U52	SERIAL #:	29762
MAKE/MODEL OF WQ METER:	2020	SERIAL #:	19294

Department Sanctioned Analytical Methods: pH (SM 4500-H+B), temp (SM 2550 B), spec. cond. (EPA 120.1), turbidity (EPA 180.1), DO (SM 4500-O G)

*INDICATOR PARAMETERS HAVE STABLIZED WHEN 3 CONSECUTIVE READINGS ARE WITHIN: ± 0.1 for pH; ± 3% for Specific Conductivity and Temperature; ± 10 mv for Redox Potential; and ± 10% for Dissolved Oxygen and Turbidity

LOW FLOW SAMPLING
DATA SHEET

SHEET 1 OF 1

SITE: LMC- GN
DATE: 7-12-16
WEATHER: SUN 80's

CONSULTING FIRM: Tetra Tech (NJDEP Lab #10018)
FIELD PERSONNEL: R. WAGNER

MONITOR WELL: MW-28MI-XX
WELL DEPTH: 250
SCREENED/OPEN INTERVAL: 222-232
WELL PERMIT #:
WELL DIAMETER: 2" Inches

PID/FID READINGS (ppm): BACKGROUND: /
BENEATH OUTER CAP: /
BENEATH INNER CAP: /

PUMP INTAKE DEPTH: 227 ft below TIC
DEPTH TO WATER BEFORE PUMP INSTALLATION : ____ ft below TIC
MAKE/MODEL OF PUMP: GEO SERIAL #: 694

TIME	PURGING	SAMPLING	pH (pH units) READING	pH CHANGE*	SPECIFIC CONDUCTIVITY (mS/cm) READING	SPECIFIC CONDUCTIVITY CHANGE*	REDOX POTENTIAL (mv) READING	REDOX POTENTIAL CHANGE*	DISSOLVED OXYGEN (mg/l) READING	DISSOLVED OXYGEN CHANGE*	TURBIDITY (NTU) READING	TURBIDITY CHANGE*	TEMPERATURE (degrees C) READING	TEMPERATURE CHANGE*	PUMPING RATE (ml/min)	DEPTH TO WATER (ft below TOC)
1230				NA		NA		NA		NA		NA		NA	—	91.66
1250	Start pump			0.00		0.000		0.000		0.00		0.00		0.00	300	91.07
1300	X		M.5500	0.00	Flow cell	0.000	leaking	0.000		0.00		0.00		0.00		—
1305	X		6.52	0.00	0.368	0.000	200	0.000	3.79	0.00	6.80	0.00	21.55	0.00	300	91.07
1310	X		6.33	0.00	0.364	0.000	190	0.000	3.30	0.00	2.38	0.00	20.72	0.00	300	91.07 *
1315	X		6.28	0.00	0.361	0.000	175	0.000	2.89	0.00	9.99	0.00	20.48	0.00	300	~~91.07~~ 91.21
1320	X		6.26	0.00	0.360	0.000	176	0.000	2.93	0.00	10.46	0.00	20.57	0.00	300	91.21
1325	X		6.24	0.00	0.361	0.000	179	0.000	3.09	0.00	7.82	0.00	20.49	0.00	300	91.21
1330	X		6.24	0.00	0.360	0.000	181	0.000	3.08	0.00	5.87	0.00	20.43	0.00	300	91.21
1335	X		6.23	0.00	0.361	0.000	185	0.000	3.20	0.00	5.17	0.00	20.20	0.00	300	91.21
1342	Post		6.24	0.00	0.360	0.000	191	0.000	6.18	0.00	5.85	0.00	20.52	0.00	300	91.21

COMMENTS:
MP-10 settings: PSI 65, D 10, R 20

Sampled @ 13:37

* 1.5 gallons need to be removed

TEMPERATURE CORRECTION FACTOR °C			0.0
MAKE/MODEL OF WQ METER:	U52	SERIAL #:	29762
MAKE/MODEL OF WQ METER:	2020	SERIAL #:	19294

Department Sanctioned Analytical Methods: pH (SM 4500-H+B), temp (SM 2550 B), spec. cond. (EPA 120.1), turbidity (EPA 180.1), DO (SM 4500-O G)

*INDICATOR PARAMETERS HAVE STABLIZED WHEN 3 CONSECUTIVE READINGS ARE WITHIN: ± 0.1 for pH; ± 3% for Specific Conductivity and Temperature; ± 10 mv for Redox Potential; and ± 10% for Dissolved Oxygen and Turbidity

LOW FLOW SAMPLING
DATA SHEET

SHEET 1 OF 1

SITE: LMC Great Neck
DATE: 7/14/16
WEATHER: 80° sunny

CONSULTING FIRM: Tetra Tech (NJDEP Lab #10018)
FIELD PERSONNEL: D. Brockerhoff

MONITOR WELL: 29GL
WELL DEPTH: 155
SCREENED/OPEN INTERVAL: 145-155
WELL PERMIT #:
WELL DIAMETER: 4 inches

PID/FID READINGS (ppm): BACKGROUND: / BENEATH OUTER CAP: / BENEATH INNER CAP: /

PUMP INTAKE DEPTH: ____ ft below TIC
DEPTH TO WATER BEFORE PUMP INSTALLATION: 98.32 ft below TIC
MAKE/MODEL OF PUMP: Geotech SERIAL #: 731

TIME	PURGING	SAMPLING	pH (pH units) READING	pH CHANGE*	SPECIFIC CONDUCTIVITY (mS/cm) READING	SPECIFIC CONDUCTIVITY CHANGE*	REDOX POTENTIAL (mv) READING	REDOX POTENTIAL CHANGE*	DISSOLVED OXYGEN (mg/l) READING	DISSOLVED OXYGEN CHANGE*	TURBIDITY (NTU) READING	TURBIDITY CHANGE*	TEMPERATURE (degrees C) READING	TEMPERATURE CHANGE*	PUMPING RATE (ml/min)	DEPTH TO WATER (ft below TOC)
0940*	X		6.83	NA	0.717	NA	45	NA	0	NA	27.2	NA	20.87	NA	275	99.85
0945	X		6.75	0.00	0.715	0.000	53	0.000	0	0.00	34.0	0.00	20.77	0.00	200	101.11
0950	+		6.68	0.00	0.722	0.000	62	0.000	0	0.00	21.1	0.00	20.97	0.00	200	102.41
0955	+		6.67	0.00	0.725	0.000	65	0.000	0	0.00	13.9	0.00	21.10	0.00	200	102.41
1000	+		6.66	0.00	0.725	0.000	68	0.000	0	0.00	11.9	0.00	21.19	0.00	200	102.41
1005	+		6.65	0.00	0.727	0.000	73	0.000	0	0.00	11.5	0.00	21.40	0.00	200	102.41
1010	+		6.63	0.00	0.726	0.000	78	0.000	0	0.00	10.89	0.00	21.31	0.00	200	102.41
1015		+	6.61	0.00	0.727	0.000	81	0.000	0	0.00	10.12	0.00	21.41	0.00	200	102.41
				0.00		0.000		0.000		0.00		0.00		0.00		
1100	POST		6.60	0.00	0.716	0.000	105	0.000	0	0.00	9.53	0.00	22.13	0.00		
				0.00		0.000		0.000		0.00		0.00		0.00		

COMMENTS: * - Drop tube pulled
DT - 0.3 gal

Sampled @ 1017

20/10 ~ 70 PSI

Drop tube set @ 144' due to blockage at 144'

BUMP
pH - 7.10
Temp - 24.32
Time - 1030

TEMPERATURE CORRECTION FACTOR °C	0
MAKE/MODEL OF DO METER: U-52 SERIAL #:	21293
MAKE/MODEL OF WQ METER: Landy SERIAL #:	018829

Department Sanctioned Analytical Methods: pH (SM 4500-H+B), temp (SM 2550 B), spec. cond. (EPA 120.1), turbidity (EPA 180.1), DO (SM 4500-O G)

*INDICATOR PARAMETERS HAVE STABLIZED WHEN 3 CONSECUTIVE READINGS ARE WITHIN: ± 0.1 for pH; ± 3% for Specific Conductivity and Temperature; ± 10 mv for Redox Potential; and ± 10% for Dissolved Oxygen and Turbidity

- SOUNDED DTB 146.5 (TIC)
- TUBING SET AS IN 2015

LOW FLOW SAMPLING
DATA SHEET

SHEET 1 OF 1

SITE: LMC Great Neck
DATE: 7/14/16
WEATHER: 80° Sunny

CONSULTING FIRM: Tetra Tech (NJDEP Lab #10018)
FIELD PERSONNEL: D. Brockelhoff

MONITOR WELL: 29 MI
WELL DEPTH: 232
SCREENED/OPEN INTERVAL: 222-232
WELL PERMIT #:
WELL DIAMETER: 4 Inches

PID/FID READINGS (ppm): BACKGROUND: /
BENEATH OUTER CAP: /
BENEATH INNER CAP: /

PUMP INTAKE DEPTH: _____ ft below TIC
DEPTH TO WATER BEFORE PUMP INSTALLATION: 98.22 ft below TIC
MAKE/MODEL OF PUMP: Geotech SERIAL #: 178

TIME	PURGING	SAMPLING	pH (pH units) READING	pH CHANGE*	SPECIFIC CONDUCTIVITY (mS/cm) READING	SPECIFIC CONDUCTIVITY CHANGE*	REDOX POTENTIAL (mv) READING	REDOX POTENTIAL CHANGE*	DISSOLVED OXYGEN (mg/l) READING	DISSOLVED OXYGEN CHANGE*	TURBIDITY (NTU) READING	TURBIDITY CHANGE*	TEMPERATURE (degrees C) READING	TEMPERATURE CHANGE*	PUMPING RATE (ml/min)	DEPTH TO WATER (ft below TOC)
1115	X		6.38	NA	0.411	NA	128	NA	0	NA	7.16	NA	22.21	NA	225	99.30
1125*	X		6.29	0.00	0.403	0.000	141	0.000	0	0.00	6.04	0.00	22.14	0.00	225	99.30
1130	X		6.23	0.00	0.401	0.000	142	0.000	0	0.00	4.32	0.00	22.22	0.00	225	99.30
1135	X		6.24	0.00	0.398	0.000	144	0.000	0	0.00	4.63	0.00	22.31	0.00	225	99.30
1140	X		6.23	0.00	0.396	0.000	148	0.000	0	0.00	4.48	0.00	22.28	0.00	225	99.30
1145		X	6.23	0.00	0.396	0.000	148	0.000	0	0.00	4.19	0.00	22.33	0.00	225	99.30
				0.00		0.000		0.000		0.00		0.00		0.00		
1155	~~X~~	~~X~~	6.25	0.00	0.392	0.000	151	0.000	0	0.00	3.98	0.00	23.20	0.00	225	99.30
				0.00		0.000		0.000		0.00		0.00		0.00		
				0.00		0.000		0.000		0.00		0.00		0.00		
				0.00		0.000		0.000		0.00		0.00		0.00		

COMMENTS: * Drop tube purged DT - 1 Gal Sampled @ 1150

Drop tube set @ 206' due to blockage @ 208

Bump pH - 7.18 Temp - 24.40 time - 1220

TEMPERATURE CORRECTION FACTOR °C: 0

MAKE/MODEL OF WQ METER: U-52 SERIAL #: 21293

MAKE/MODEL OF WQ METER: Lamotte SERIAL #: G188829

20/10 ~60PSI

Department Sanctioned Analytical Methods: pH (SM 4500-H+B), temp (SM 2550 B), spec. cond. (EPA 120.1), turbidity (EPA 180.1), DO (SM 4500-O G)

*INDICATOR PARAMETERS HAVE STABLIZED WHEN 3 CONSECUTIVE READINGS ARE WITHIN: ± 0.1 for pH; ± 3% for Specific Conductivity and Temperature; ± 10 mv for Redox Potential; and ± 10% for Dissolved Oxygen and Turbidity

- TUBING SET AS IN 2015 BY AMEC
- ~~[illegible]~~ SOUNDED DTB @ [illegible]

LOW FLOW SAMPLING
DATA SHEET

SHEET 1 OF 1

SITE: LMC-GreatNeck
DATE: 7/13/16
WEATHER: Cloudy 80°F

CONSULTING FIRM: Tetra Tech (NJDEP Lab #10018)
FIELD PERSONNEL: AKelly

MONITOR WELL: MW-316L
WELL DEPTH: 200
SCREENED/OPEN INTERVAL:
WELL PERMIT #:
WELL DIAMETER: 4 Inches pump @ 1/1

PID/FID READINGS (ppm): BACKGROUND:
BENEATH OUTER CAP:
BENEATH INNER CAP:

PUMP INTAKE DEPTH: 190 ft below TIC
DEPTH TO WATER BEFORE PUMP INSTALLATION: 89.31 ft below TIC
MAKE/MODEL OF PUMP: QED Redrivator SERIAL #: LMC-BP05

TIME	PURGING	SAMPLING	pH (pH units) READING	pH CHANGE*	SPECIFIC CONDUCTIVITY (mS/cm) READING	SPECIFIC CONDUCTIVITY CHANGE*	REDOX POTENTIAL (mv) READING	REDOX POTENTIAL CHANGE*	DISSOLVED OXYGEN (mg/l) READING	DISSOLVED OXYGEN CHANGE*	TURBIDITY (NTU) READING	TURBIDITY CHANGE*	TEMPERATURE (degrees C) READING	TEMPERATURE CHANGE*	PUMPING RATE (ml/min)	DEPTH TO WATER (ft below TOC)
900	✓			NA		NA		NA		NA		NA		NA		89.31
0930	x		7.26	0.00	0.561	0.000	21	0.000	1.20	0.00	0.93	0.00	16.46	0.00	300	89.31
0935	x		6.79	0.00	6.541	0.000	60	0.000	1.26	0.00	1.90	0.00	16.35	0.00	300	89.26
* 0940	x		6.66	0.00	0.577	0.000	77	0.000	2.81	0.00	1.08	0.00	16.17	0.00	300	89.26
0945	x		6.54	0.00	0.576	0.000	91	0.000	3.02	0.00	0.96	0.00	16.08	0.00	300	89.26
0950	x		6.56	0.00	0.576	0.000	105	0.000	3.10	0.00	0.76	0.00	16.13	0.00	300	89.26
0955	x		6.55	0.00	0.574	0.000	115	0.000	3.07	0.00	0.59	0.00	15.91	0.00	300	89.26
1000	x		6.54	0.00	0.573	0.000	121	0.000	3.21	0.00	0.54	0.00	15.84	0.00	300	89.26
1005	x	*	6.55	0.00	0.573	0.000	124	0.000	3.31	0.00	0.48	0.00	15.81	0.00	300	89.26
1010		x		0.00		0.000		0.000		0.00		0.00		0.00		
1015	Pax		6.56	0.00	0.572	0.000	129	0.000	3.54	0.00	0.63	0.00	15.96	0.00	300	89.26

COMMENTS:
* Drop Tubing Volume (0.8 gal) Purged MW-316L-DX Sampled @ 1010

Total Vol Purged: 4.5 gal

MW-316L: R 20, D 10, PSI 60

pH Drop @ 1020: 7.01, 23.15

TEMPERATURE CORRECTION FACTOR °C		0.0	
MAKE/MODEL OF WQ METER:	U52	SERIAL #:	21120
MAKE/MODEL OF WQ METER:	LaMotte	SERIAL #:	297249

Department Sanctioned Analytical Methods: pH (SM 4500-H+B), temp (SM 2550 B), spec. cond. (EPA 120.1), turbidity (EPA 180.1), DO (SM 4500-O G)

*INDICATOR PARAMETERS HAVE STABLIZED WHEN 3 CONSECUTIVE READINGS ARE WITHIN: ± 0.1 for pH; ± 3% for Specific Conductivity and Temperature; ± 10 mv for Redox Potential; and ± 10% for Dissolved Oxygen and Turbidity

LOW FLOW SAMPLING
DATA SHEET

SHEET 1 OF 1

SITE: LMC-Bird Vech
DATE: 7/13/14
WEATHER: Cloudy 85°F

CONSULTING FIRM: Tetra Tech (NJDEP Lab #10018)
FIELD PERSONNEL: A. Kelly

MONITOR WELL: MW-31ML
WELL DEPTH: 355
pump @ 111
SCREENED/OPEN INTERVAL:
WELL PERMIT #:
WELL DIAMETER: 4 Inches

PID/FID READINGS (ppm): BACKGROUND:
BENEATH OUTER CAP:
BENEATH INNER CAP:

PUMP INTAKE DEPTH: 341 ft below TIC
DEPTH TO WATER BEFORE PUMP INSTALLATION: 91.79 ft below TIC
MAKE/MODEL OF PUMP: QED Defender SERIAL #: LMC-BP06

TIME	PURGING	SAMPLING	pH (pH units) READING	pH CHANGE*	SPECIFIC CONDUCTIVITY (mS/cm) READING	SPECIFIC CONDUCTIVITY CHANGE*	REDOX POTENTIAL (mv) READING	REDOX POTENTIAL CHANGE*	DISSOLVED OXYGEN (mg/l) READING	DISSOLVED OXYGEN CHANGE*	TURBIDITY (NTU) READING	TURBIDITY CHANGE*	TEMPERATURE (degrees C) READING	TEMPERATURE CHANGE*	PUMPING RATE (ml/min)	DEPTH TO WATER (ft below TOC)
1020	X			NA		NA		NA		NA		NA		NA	—	91.71
1025	X		2.43	0.00	0.263	0.000	106	0.000	3.74	0.00	0.56	0.00	18.22	0.00	350	91.85
1030	X		2.12	0.00	0.260	0.000	138	0.000	1.01	0.00	0.43	0.00	16.36	0.00	350	91.88
1035	X		6.84	0.00	0.257	0.000	142	0.000	1.12	0.00	0.39	0.00	16.21	0.00	350	91.88
1040	X		6.76	0.00	0.257	0.000	146	0.000	1.41	0.00	0.33	0.00	16.10	0.00	350	91.88
1045	X		6.66	0.00	0.243	0.000	146	0.000	2.42	0.00	1.13	0.00	16.16	0.00	350	91.88
1050	X		6.53	0.00	0.227	0.000	149	0.000	2.58	0.00	1.25	0.00	16.14	0.00	350	91.88
1055	X		6.58	0.00	0.212	0.000	151	0.000	2.63	0.00	0.98	0.00	16.16	0.00	350	91.88
1100	X		6.56	0.00	0.210	0.000	151	0.000	2.77	0.00	0.92	0.00	16.05	0.00	350	91.88
1105	X		6.58	0.00	0.208	0.000	153	0.000	2.62	0.00	0.85	0.00	16.13	0.00	350	91.88
1115	pH		6.59	0.00	0.205	0.000	154	0.000	2.53	0.00	0.84	0.00	16.19	0.00	250	91.86

COMMENTS:
*Drop Tubing VOL Purged (2.5) gal MW-31ML-XX Sampled @ 1110 Total VOL Purged: 5 gal
pH Bump @ 1120
Temp 24.52 pH 2.03
mp10/R 20 D 10 PSI 40

TEMPERATURE CORRECTION FACTOR °C	0.0
MAKE/MODEL OF WQ METER: U-52 SERIAL #:	21123
MAKE/MODEL OF WQ METER: LaMotte SERIAL #:	24749

Department Sanctioned Analytical Methods: pH (SM 4500-H+B), temp (SM 2550 B), spec. cond. (EPA 120.1), turbidity (EPA 180.1), DO (SM 4500-O G)

*INDICATOR PARAMETERS HAVE STABLIZED WHEN 3 CONSECUTIVE READINGS ARE WITHIN: ± 0.1 for pH; ± 3% for Specific Conductivity and Temperature; ± 10 mv for Redox Potential; and ± 10% for Dissolved Oxygen and Turbidity

LOW FLOW SAMPLING
DATA SHEET

SHEET 1 OF 1

SITE: LNC- Great Neck
DATE: 7/22/16
WEATHER: Sunny 85°F

CONSULTING FIRM: Tetra Tech (NJDEP Lab #10018)
FIELD PERSONNEL: Arnally

MONITOR WELL: MW-31 MI
WELL DEPTH: 255
pump @118
SCREENED/OPEN INTERVAL:
WELL PERMIT #:
WELL DIAMETER: 4 Inches

PID/FID READINGS (ppm): BACKGROUND: / BENEATH OUTER CAP: / BENEATH INNER CAP: /

PUMP INTAKE DEPTH: 245 ft below TIC
DEPTH TO WATER BEFORE PUMP INSTALLATION: 90.24 ft below TIC
MAKE/MODEL OF PUMP: QED Bladder Pump SERIAL #: LNC-BP07

TIME	PURGING	SAMPLING	pH (pH units) READING	pH CHANGE*	SPECIFIC CONDUCTIVITY (mS/cm) READING	SPECIFIC CONDUCTIVITY CHANGE*	REDOX POTENTIAL (mv) READING	REDOX POTENTIAL CHANGE*	DISSOLVED OXYGEN (mg/l) READING	DISSOLVED OXYGEN CHANGE*	TURBIDITY (NTU) READING	TURBIDITY CHANGE*	TEMPERATURE (degrees C) READING	TEMPERATURE CHANGE*	PUMPING RATE (ml/min)	DEPTH TO WATER (ft below TOC)
1120	X			NA		NA		NA		NA		NA		NA	—	90.24
1125	X		6.62	0.00	0.391	0.000	157	0.000	0.00	0.00	1.03	0.00	16.37	0.00	300	90.29
1130	X		6.49	0.00	0.397	0.000	169	0.000	0.00	0.00	0.86	0.00	15.40	0.00	300	90.31
* 1135	X		6.41	0.00	0.391	0.000	180	0.000	1.50	0.00	7.41	0.00	15.78	0.00	300	90.31
1140	X		6.51	0.00	0.396	0.000	160	0.000	2.97	0.00	3.15	0.00	15.84	0.00	300	90.31
1145	X		6.55	0.00	0.397	0.000	150	0.000	3.19	0.00	1.31	0.00	15.80	0.00	300	90.31
1150	X		6.54	0.00	0.398	0.000	144	0.000	3.23	0.00	1.22	0.00	15.87	0.00	300	90.31
1155	X		6.53	0.00	0.399	0.000	141	0.000	3.30	0.00	1.16	0.00	15.80	0.00	300	90.31
1200		X		0.00		0.000		0.000		0.00		0.00		0.00		
1205	P	X	6.50	0.00	0.401	0.000	141	0.000	3.44	0.00	1.03	0.00	15.82	0.00	300	90.31
				0.00		0.000		0.000		0.00		0.00		0.00		

COMMENTS:
* Drop Turbity Volume Purged (1.3g) MW-31 MI Sampled @1200 Total VOL Purged 4gal
pump 10/1220 0.10 psi 60
pH Drop @ 1215 pH 7.03 Temp 24.91

TEMPERATURE CORRECTION FACTOR °C: 0.0
MAKE/MODEL OF DO METER: YSI SERIAL #: 21123
MAKE/MODEL OF TURBIDIMETER: LaMotte SERIAL #: 2 97249

Department Sanctioned Analytical Methods: pH (SM 4500-H+B), temp (SM 2550 B), spec. cond. (EPA 120.1), turbidity (EPA 180.1), DO (SM 4500-O G)

*INDICATOR PARAMETERS HAVE STABLIZED WHEN 3 CONSECUTIVE READINGS ARE WITHIN: ± 0.1 for pH; ± 3% for Specific Conductivity and Temperature; ± 10 mv for Redox Potential; and ± 10% for Dissolved Oxygen and Turbidity

LOW FLOW SAMPLING
DATA SHEET

SHEET 1 OF 2

SITE: LMC-GN
DATE: 7.13.16
WEATHER: Sun/clouds 72

CONSULTING FIRM: Tetra Tech (NJDEP Lab #10018)
FIELD PERSONNEL: R. WAGNER

MONITOR WELL: MW-356L-xx WELL DEPTH: 135 SCREENED/OPEN INTERVAL:
WELL PERMIT #: WELL DIAMETER: 2 Inches

PID/FID READINGS (ppm): BACKGROUND: / BENEATH OUTER CAP: / BENEATH INNER CAP: /

PUMP INTAKE DEPTH: 135 ft below TIC
DEPTH TO WATER BEFORE PUMP INSTALLATION: 80.07 ft below TIC
MAKE/MODEL OF PUMP: GEO Tech SERIAL #: 178

TIME	PURGING	SAMPLING	pH (pH units) READING	pH CHANGE*	SPECIFIC CONDUCTIVITY (mS/cm) READING	SPECIFIC CONDUCTIVITY CHANGE*	REDOX POTENTIAL (mv) READING	REDOX POTENTIAL CHANGE*	DISSOLVED OXYGEN (mg/l) READING	DISSOLVED OXYGEN CHANGE*	2020 TURBIDITY (NTU) READING	TURBIDITY CHANGE*	TEMPERATURE (degrees C) READING	TEMPERATURE CHANGE*	PUMPING RATE (ml/min)	DEPTH TO WATER (ft below TOC)
0952			Setup	NA		NA		NA		NA		NA		NA		80.08
1010	X		no reading yet	0.00		0.000		0.000		0.00		0.00		0.00		80.08
1025	X		6.42	0.00	0.285	0.000	-49	0.000	5.64	0.00	47.4	0.00	22.15	0.00	160	80.09
1030	X		6.28	0.00	0.335	0.000	-53	0.000	1.26	0.00	27.0	0.00	20.34	0.00	300	80.20
1035	X		6.19	0.00	0.355	0.000	-16	0.000	8.68	0.00	19.1	0.00	19.97	0.00	300	80.20
1040	X		6.15	0.00	0.365	0.000	-18	0.000	8.66	0.00	8.79	0.00	19.94	0.00	300	80.20
1045	X		6.07	0.00	0.385	0.000	-7	0.000	7.58	0.00	26.6	0.00	19.69	0.00	300	80.20
1050	X		6.00	0.00	0.393	0.000	9	0.000	0.00	0.00	41.6	0.00	19.66	0.00	300	80.20
1055	X		5.96	0.00	0.395	0.000	21	0.000	0.00	0.00	31.8	0.00	19.72	0.00	300	80.20
1100	X	X	5.95	0.00	0.396	0.000	26	0.000	0.00	0.00	27.7	0.00	19.63	0.00	300	80.20
1105	X	X	5.94	0.00	0.396	0.000	30	0.000	0.00	0.00	26.2	0.00	19.63	0.00	300	80.20

2.5

COMMENTS: MP-10 PSIG 100 (0 D 20 R) (160) psi to (170) No DROP tube - clear No odor 300 ml/min (cell HAD A trapped Air pocket - cleared ↓)

Sample 1123

TEMPERATURE CORRECTION FACTOR °C	0.0
MAKE/MODEL OF WQ METER: VS2	SERIAL #: 21097
MAKE/MODEL OF WQ METER: 2020	SERIAL #: 19294

Department Sanctioned Analytical Methods: pH (SM 4500-H+B), temp (SM 2550 B), spec. cond. (EPA 120.1), turbidity (EPA 180.1), DO (SM 4500-O G)

*INDICATOR PARAMETERS HAVE STABLIZED WHEN 3 CONSECUTIVE READINGS ARE WITHIN: ± 0.1 for pH; ± 3% for Specific Conductivity and Temperature; ± 10 mv for Redox Potential; and ± 10% for Dissolved Oxygen and Turbidity

LOW FLOW SAMPLING
DATA SHEET

SITE: LMC-GN
DATE: 7.13.16
WEATHER: Sun/clouds 75

CONSULTING FIRM: Tetra Tech (NJDEP Lab #10018)
FIELD PERSONNEL: R. WAGNER

MONITOR WELL: MW-35 GL-xx WELL DEPTH: _____ SCREENED/OPEN INTERVAL: _____
WELL PERMIT #: _____ WELL DIAMETER: 2 inches

PID/FID READINGS (ppm): BACKGROUND: _____
BENEATH OUTER CAP: _____
BENEATH INNER CAP: _____

PUMP INTAKE DEPTH: _____ ft below TIC
DEPTH TO WATER BEFORE PUMP INSTALLATION : _____ ft below TIC
MAKE/MODEL OF PUMP: GEO SERIAL #: _____

TIME	PURGING	SAMPLING	pH (pH units) READING	pH CHANGE*	SPECIFIC CONDUCTIVITY (mS/cm) READING	SPECIFIC CONDUCTIVITY CHANGE*	REDOX POTENTIAL (mv) READING	REDOX POTENTIAL CHANGE*	DISSOLVED OXYGEN (mg/l) READING	DISSOLVED OXYGEN CHANGE*	TURBIDITY (NTU) READING	TURBIDITY CHANGE*	TEMPERATURE (degrees C) READING	TEMPERATURE CHANGE*	PUMPING RATE (ml/min)	DEPTH TO WATER (ft below TOC)
1110	X		5.93	NA	0.397	NA	32	NA	0.00	NA	31.7	NA	19.67	NA	300	80.20
1115	X		5.93	0.00	0.397	0.000	33	0.000	0.00	0.00	26.7	0.00	19.67	0.00	300	80.20
1120	X		5.93	0.00	0.396	0.000	34	0.000	0.00	0.00	26.3	0.00	19.61	0.00	300	80.20
1123		X		0.00		0.000		0.000		0.00		0.00		0.00		
				0.00		0.000		0.000		0.00		0.00		0.00		
1130	Post		6.00	0.00	0.389	0.000	27	0.000	0.00	0.00	23.6	0.00	19.98	0.00	300	80.20
				0.00		0.000		0.000		0.00		0.00		0.00		
				0.00		0.000		0.000		0.00		0.00		0.00		
				0.00		0.000		0.000		0.00		0.00		0.00		
				0.00		0.000		0.000		0.00		0.00		0.00		
				0.00		0.000		0.000		0.00		0.00		0.00		

COMMENTS:
1143- Demobe from well-

TEMPERATURE CORRECTION FACTOR °C	0.0
MAKE/MODEL OF WQ METER: U52 SERIAL #:	24097
MAKE/MODEL OF WQ METER: 2020 SERIAL #:	19249

Department Sanctioned Analytical Methods: pH (SM 4500-H+B), temp (SM 2550 B), spec. cond. (EPA 120.1), turbidity (EPA 180.1), DO (SM 4500-O G)

*INDICATOR PARAMETERS HAVE STABLIZED WHEN 3 CONSECUTIVE READINGS ARE WITHIN: ± 0.1 for pH; ± 3% for Specific Conductivity and Temperature; ± 10 mv for Redox Potential; and ± 10% for Dissolved Oxygen and Turbidity

LOW FLOW SAMPLING
DATA SHEET

SHEET 1 OF 2

SITE: LMC- GN
DATE: 7-11-16
WEATHER: Sun 80 Calm

CONSULTING FIRM: Tetra Tech (NJDEP Lab #10018)
FIELD PERSONNEL: R. WAGNER

MONITOR WELL: MW-37ML-XA
WELL DEPTH: 428
SCREENED/OPEN INTERVAL: 418-428
WELL PERMIT #:
WELL DIAMETER: 4 Inches

PID/FID READINGS (ppm): BACKGROUND: ____ BENEATH OUTER CAP: ____ BENEATH INNER CAP: ____

PUMP INTAKE DEPTH: ~~148~~ ft below TIC
DEPTH TO WATER BEFORE PUMP INSTALLATION: 135.94 ft below TIC
MAKE/MODEL OF PUMP: Geo Pump SERIAL #: ~~[illegible]~~ 731

TIME	PURGING	SAMPLING	pH (pH units) READING	pH CHANGE*	SPECIFIC CONDUCTIVITY (mS/cm) READING	SPECIFIC CONDUCTIVITY CHANGE*	REDOX POTENTIAL (mv) READING	REDOX POTENTIAL CHANGE*	DISSOLVED OXYGEN (mg/l) READING	DISSOLVED OXYGEN CHANGE*	TURBIDITY (NTU) READING	TURBIDITY CHANGE*	TEMPERATURE (degrees C) READING	TEMPERATURE CHANGE*	PUMPING RATE (ml/min)	DEPTH TO WATER (ft below TOC)	
1340			setup	NA		NA		NA		NA		NA		NA		135.95	
1415	X		6.37	0.00	0.234	0.000	190	0.000	5.10	0.00	0.78	0.00	20.29	0.00	100	135.95	
1430	X		6.24	0.00	0.236	0.000	209	0.000	2.75	0.00	0.55	0.00	19.58	0.00	100	135.95	
1440	X		6.36	0.00	0.242	0.000	217	0.000	2.32	0.00	0.60	0.00	19.29	0.00	150	135.95	change tank
1450	X		6.39	0.00	0.242	0.000	218	0.000	2.22	0.00	0.70	0.00	19.23	0.00	150	135.95	
1500	X		6.38	0.00	0.226	0.000	219	0.000	2.06	0.00	0.84	0.00	19.33	0.00	150	~~136.05~~ 136.0	
1510	X		6.33	0.00	0.204	0.000	220	0.000	1.76	0.00	1.04	0.00	19.35	0.00	150	136.04	
1520	X		6.31	0.00	0.192	0.000	221	0.000	1.30	0.00	1.49	0.00	19.32	0.00	150	136.04	
1530	X		6.26	0.00	0.182	0.000	217	0.000	1.04	0.00	0.71	0.00	19.49	0.00	150	136.05	
1540	X		6.25	0.00	0.182	0.000	215	0.000	1.08	0.00	0.68	0.00	19.41	0.00	150	136.05	
1600	X		6.23	0.00	0.184	0.000	213	0.000	1.20	0.00	0.62	0.00	19.	0.00	150	136.05	★ 2.0

COMMENTS:
(MP-10 setting PSI 95-100 D 10 R 20 150)

Bladder pump set @ 148
★ Need 2.8 gallons removed

TEMPERATURE CORRECTION FACTOR °C	0.0
MAKE/MODEL OF WQ METER: U52 SERIAL #:	21164
MAKE/MODEL OF WQ METER: 2020 SERIAL #:	19294

Department Sanctioned Analytical Methods: pH (SM 4500-H+B), temp (SM 2550 B), spec. cond. (EPA 120.1), turbidity (EPA 180.1), DO (SM 4500-O G)

*INDICATOR PARAMETERS HAVE STABLIZED WHEN 3 CONSECUTIVE READINGS ARE WITHIN: ± 0.1 for pH; ± 3% for Specific Conductivity and Temperature; :: 10 mv for Redox Potential; and ± 10% for Dissolved Oxygen and Turbidity

LOW FLOW SAMPLING
DATA SHEET

SITE: LMC- GN
DATE: 7.11.16
WEATHER: Sun 78 Calm

CONSULTING FIRM: Tetra Tech (NJDEP Lab #10018)
FIELD PERSONNEL: R. WAGNER

MONITOR WELL: MW- 37 ML-XX
WELL DEPTH: 428
SCREENED/OPEN INTERVAL:
WELL PERMIT #:
WELL DIAMETER: 4 Inches

PID/FID READINGS (ppm):
BACKGROUND: /
BENEATH OUTER CAP: /
BENEATH INNER CAP: /

PUMP INTAKE DEPTH: _____ ft below TIC
DEPTH TO WATER BEFORE PUMP INSTALLATION : _____ ft below TIC
MAKE/MODEL OF PUMP: GEO SERIAL #: 731

TIME	PURGING	SAMPLING	pH (pH units) READING	pH CHANGE*	SPECIFIC CONDUCTIVITY (mS/cm) READING	SPECIFIC CONDUCTIVITY CHANGE*	REDOX POTENTIAL (mv) READING	REDOX POTENTIAL CHANGE*	DISSOLVED OXYGEN (mg/l) READING	DISSOLVED OXYGEN CHANGE*	TURBIDITY (NTU) READING	TURBIDITY CHANGE*	TEMPERATURE (degrees C) READING	TEMPERATURE CHANGE*	PUMPING RATE (ml/min)	DEPTH TO WATER (ft below TOC)
1610	X		6.22	NA	0.186	NA	211	NA	1.27	NA	0.58	NA	19.57	NA	150	136.05
1615	X		6.21	0.00	0.187	0.000	209	0.000	1.35	0.00	0.69	0.00	19.40	0.00	150	136.05
1620	X		6.21	0.00	0.187	0.000	203	0.000	1.35	0.00	0.74	0.00	19.41	0.00	150	136.05
1625	X		6.19	0.00	0.190	0.000	202	0.000	1.47	0.00	0.68	0.00	19.41	0.00	150	136.05
1630	X		6.19	0.00	0.190	0.000	201	0.000	1.49	0.00	0.72	0.00	19.40	0.00	150	136.05
				0.00		0.000		0.000		0.00		0.00		0.00		
				0.00		0.000		0.000		0.00		0.00		0.00		
				0.00		0.000		0.000		0.00		0.00		0.00		
1642	POST		6.21	0.00	0.197	0.000	192	0.000	1.70	0.00	0.79	0.00	19.49	0.00	150	136.05
				0.00		0.000		0.000		0.00		0.00		0.00		
				0.00		0.000		0.000		0.00		0.00		0.00		

COMMENTS: Sampled @ 1634

See pg # 2

TEMPERATURE CORRECTION FACTOR °C	0.0
MAKE/MODEL OF WQ METER: U52 SERIAL #:	2164
MAKE/MODEL OF WQ METER: 2020 SERIAL #:	19294

Department Sanctioned Analytical Methods: pH (SM 4500-H+B), temp (SM 2550 B), spec. cond. (EPA 120.1), turbidity (EPA 180.1), DO (SM 4500-O G)

*INDICATOR PARAMETERS HAVE STABLIZED WHEN 3 CONSECUTIVE READINGS ARE WITHIN: ± 0.1 for pH; ± 3% for Specific Conductivity and Temperature; ± 10 mv for Redox Potential; and ± 10% for Dissolved Oxygen and Turbidity

LOW FLOW SAMPLING
DATA SHEET

SHEET 1 OF 3

SITE: LMC-GN
DATE: 7-14-16
WEATHER: OVERCAST 77

CONSULTING FIRM: Tetra Tech (NJDEP Lab #10018)
FIELD PERSONNEL: R. Wagner

MONITOR WELL: MW-38 MU-YY WELL DEPTH: 242 SCREENED/OPEN INTERVAL: 232-242
WELL PERMIT #: _____ WELL DIAMETER: 4 Inches

PID/FID READINGS (ppm): BACKGROUND: ____ BENEATH OUTER CAP: ____ BENEATH INNER CAP: ✓
PUMP INTAKE DEPTH: 237 ft below TIC
DEPTH TO WATER BEFORE PUMP INSTALLATION: 126.13 ft below TIC
MAKE/MODEL OF PUMP: _____ SERIAL #: _____

Purged 20

TIME	PURGING	SAMPLING	pH (pH units) READING	pH CHANGE*	SPECIFIC CONDUCTIVITY (mS/cm) READING	SPECIFIC CONDUCTIVITY CHANGE*	REDOX POTENTIAL (mv) READING	REDOX POTENTIAL CHANGE*	DISSOLVED OXYGEN (mg/l) READING	DISSOLVED OXYGEN CHANGE*	TURBIDITY (NTU) READING	TURBIDITY CHANGE*	TEMPERATURE (degrees C) READING	TEMPERATURE CHANGE*	PUMPING RATE (ml/min)	DEPTH TO WATER (ft below TOC)
1100			Setup	NA		NA		NA		NA		NA		NA		127.85
1137			Start pump	0.00		0.000		0.000		0.00		0.00		0.00		127.24
1145				0.00	Filling	Cell		0.000		0.00		0.00		0.00		127.80
1150	X		12.23	0.00	2.97	0.000	-56	0.000	254	0.00	27.0	0.00	20.52	0.00	220	128.54
1155	X		12.29	0.00	2.95	0.000	-48	0.000	5.49	0.00	14.6	0.00	21.39	0.00	cut back flow	129.05
1200	X		12.31	0.00	2.95	0.000	-42	0.000	5.31	0.00	13.8	0.00	21.66	0.00	200	* 129.50 1.24
1205	X		12.33	0.00	2.94	0.000	-36	0.000	4.85	0.00		0.00		0.00	200	130.38
1210	X		12.33	0.00	2.94	0.000	-35	0.000	4.88	0.00	13.3	0.00	21.71	0.00	200	130.38
1225	X		tubing in well	0.00	where it should be	0.000		0.000	(5.0 should be at 1.0 well)	0.00		0.00		0.00	200	130.50 Re-start
1230	X		12.23	0.00	2.96	0.000	-32	0.000	4.77	0.00	13.3	0.00	26.18	0.00	200	130.75
1235	X		12.31	0.00	2.86	0.000	-28	0.000	4.95	0.00	13.3	0.00	23.79	0.00	130	131.05

COMMENTS:
MP-10H 70 psi 10 D, 20 R (1211 shut down to try to lower more into well) Top of pump @ = 148.45
* need to remove 1.0 gallon from Drawdown

TEMPERATURE CORRECTION FACTOR °C			0.0
MAKE/MODEL OF WQ METER:	U52	SERIAL #:	22183
MAKE/MODEL OF WQ METER:	2020	SERIAL #:	22769

SAMPLED 1348

Department Sanctioned Analytical Methods: pH (SM 4500-H+B), temp (SM 2550 B), spec. cond. (EPA 120.1), turbidity (EPA 180.1), DO (SM 4500-O G)

*INDICATOR PARAMETERS HAVE STABLIZED WHEN 3 CONSECUTIVE READINGS ARE WITHIN: ± 0.1 for pH; ± 3% for Specific Conductivity and Temperature; ± 10 mv for Redox Potential; and ± 10% for Dissolved Oxygen and Turbidity

LOW FLOW SAMPLING
DATA SHEET

SITE: LMC-GW
DATE: 7.14.16
WEATHER: Sun/overcast 80's

CONSULTING FIRM: Tetra Tech (NJDEP Lab #10018)
FIELD PERSONNEL: R. Wagner

MONITOR WELL: MW-38MW-xx
WELL DEPTH: _____
SCREENED/OPEN INTERVAL: _____
WELL PERMIT #: _____
WELL DIAMETER: _____ Inches

PID/FID READINGS (ppm):
BACKGROUND: _____
BENEATH OUTER CAP: _____
BENEATH INNER CAP: _____

PUMP INTAKE DEPTH: _____ ft below TIC
DEPTH TO WATER BEFORE PUMP INSTALLATION : _____ ft below TIC
MAKE/MODEL OF PUMP: _____ SERIAL #: _____

TIME	PURGING	SAMPLING	pH (pH units) READING	pH CHANGE*	SPECIFIC CONDUCTIVITY (mS/cm) READING	SPECIFIC CONDUCTIVITY CHANGE*	REDOX POTENTIAL (mv) READING	REDOX POTENTIAL CHANGE*	DISSOLVED OXYGEN (mg/l) READING	DISSOLVED OXYGEN CHANGE*	TURBIDITY (NTU) READING	TURBIDITY CHANGE*	TEMPERATURE (degrees C) READING	TEMPERATURE CHANGE*	PUMPING RATE (ml/min)	DEPTH TO WATER (ft below TOC)
1235	X		12.33	NA	2.85	NA	-28	NA	4.53	NA	13.0	NA	23.38	NA	150	131.14
1240	X		12.36	0.00	2.90	0.000	-26	0.000	4.64	0.00	12.3	0.00	22.24	0.00	150	131.25
1245	X		12.38	0.00	2.86	0.000	-24	0.000	4.70	0.00	12.9	0.00	21.26	0.00	200	131.63
1250	X		12.41	0.00	2.85	0.000	-23	0.000	4.64	0.00	12.5	0.00	21.05	0.00	150	131.90
1255	X		12.46	0.00	2.84	0.000	-21	0.000	4.66	0.00	42.8	0.00	19.23	0.00	250	132.60
1300	X		12.44	0.00	2.85	0.000	-21	0.000	4.60	0.00	41.5	0.00	19.53	0.00	250	133.08
1305	X		12.44	0.00	2.86	0.000	-20	0.000	4.55	0.00	41.9	0.00	19.55	0.00	250	133.48
1310	X		12.45	0.00	2.85	0.000	-19	0.000	4.61	0.00	40.7	0.00	19.45	0.00	250	133.91
1315	X		12.44	0.00	2.86	0.000	-19	0.000	4.55	0.00	39.8	0.00	19.47	0.00	250	134.50
1320	X		12.44	0.00	2.86	0.000	-19	0.000	4.57	0.00	34.6	0.00	19.54	0.00	250	134.85
1325			12.44	0.00	2.85	0.000	-18	0.000	4.53	0.00	33.7	0.00	19.60	0.00	250	135.43

COMMENTS: ~~Sample @ 1325~~

See pg 1

DIFFICULTY DROPPING PUMP PAST ~150' (TIC). ~25' OF BOWED REMAINS OUT OF WELL.
@ 1225 ABLE to DROP PUMP AFTER PURGING FOR 30 min

TEMPERATURE CORRECTION FACTOR °C	
MAKE/MODEL OF WQ METER: SERIAL #:	
MAKE/MODEL OF WQ METER: SERIAL #:	

Department Sanctioned Analytical Methods: pH (SM 4500-H+B), temp (SM 2550 B), spec. cond. (EPA 120.1), turbidity (EPA 180.1), DO (SM 4500-O G)

*INDICATOR PARAMETERS HAVE STABLIZED WHEN 3 CONSECUTIVE READINGS ARE WITHIN: ± 0.1 for pH; ± 3% for Specific Conductivity and Temperature; ± 10 mv for Redox Potential; and ± 10% for Dissolved Oxygen and Turbidity

LOW FLOW SAMPLING
DATA SHEET

SHEET 3 OF 3

SITE: LMG GW
DATE: 7.14.16
WEATHER

CONSULTING FIRM: Tetra Tech (NJDEP Lab #10018)
FIELD PERSONNEL: R. WAGN

MONITOR WELL MW-38MU-xx WELL DEPTH: _____ SCREENED/OPEN INTERVAL: _____
WELL PERMIT #: _____ WELL DIAMETER: _____ Inches

PID/FID READINGS (ppm): BACKGROUND: _____ BENEATH OUTER CAP: _____ BENEATH INNER CAP: _____

PUMP INTAKE DEPTH: _____ ft below TIC
DEPTH TO WATER BEFORE PUMP INSTALLATION : _____ ft below TIC
MAKE/MODEL OF PUMP: _____ SERIAL #: _____

TIME	PURGING	SAMPLING	pH (pH units) READING	pH CHANGE*	SPECIFIC CONDUCTIVITY (mS/cm) READING	SPECIFIC CONDUCTIVITY CHANGE*	REDOX POTENTIAL (mv) READING	REDOX POTENTIAL CHANGE*	DISSOLVED OXYGEN (mg/l) READING	DISSOLVED OXYGEN CHANGE*	TURBIDITY (NTU) READING	TURBIDITY CHANGE*	TEMPERATURE (degrees C) READING	TEMPERATURE CHANGE*	PUMPING RATE (ml/min)	DEPTH TO WATER (ft below TOC)
1330	X		12.44	NA	2.85	NA	-18	NA	4.60	NA	34.1	NA	19.82	NA	240	135.95
1335	X		12.44	0.00	2.86	0.000	-18	0.000	4.58	0.00	36.2	0.00	19.85	0.00	240	136.53
1340	X		12.45	0.00	2.86	0.000	-18	0.000	4.58	0.00	35.4	0.00	19.83	0.00	240	136.75
1345	X		12.44	0.00	2.86	0.000	-17	0.000	4.59	0.00	35.3	0.00	19.92	0.00	240	137.31
1348		X		0.00		0.000		0.000		0.00		0.00		0.00		
~~1350~~		~~X~~		0.00		0.000		0.000		0.00		0.00		0.00		
1358	Post		12.43	0.00	2.82	0.000	-17	0.000	4.46	0.00	36.4	0.00	20.20	0.00	240	138.90
				0.00		0.000		0.000		0.00		0.00		0.00		
				0.00		0.000		0.000		0.00		0.00		0.00		
				0.00		0.000		0.000		0.00		0.00		0.00		
				0.00		0.000		0.000		0.00		0.00		0.00		

COMMENTS: 1348 Sample 7.0 Burn test @ 15:20
7.18 @ 24.32

TEMPERATURE CORRECTION FACTOR °C	
MAKE/MODEL OF WQ METER: SERIAL #:	
MAKE/MODEL OF WQ METER: SERIAL #:	

Department Sanctioned Analytical Methods: pH (SM 4500-H+B), temp (SM 2550 B), spec. cond. (EPA 120.1), turbidity (EPA 180.1), DO (SM 4500-O G)

*INDICATOR PARAMETERS HAVE STABLIZED WHEN 3 CONSECUTIVE READINGS ARE WITHIN: ± 0.1 for pH; ± 3% for Specific Conductivity and Temperature; ± 10 mv for Redox Potential; and ± 10% for Dissolved Oxygen and Turbidity

LOW FLOW SAMPLING
DATA SHEET

SHEET 1 OF 1

SITE: LMC Great Neck
DATE: 7/12/16
WEATHER: 80° Sunny

CONSULTING FIRM: Tetra Tech (NJDEP Lab #10018)
FIELD PERSONNEL: D. Brockerhoff

MONITOR WELL: MW-38MI-A
WELL DEPTH: _____
SCREENED/OPEN INTERVAL: _____
WELL PERMIT #: _____
WELL DIAMETER: 4 Inches

PID/FID READINGS (ppm):
BACKGROUND: _____
BENEATH OUTER CAP: _____
BENEATH INNER CAP: _____

PUMP INTAKE DEPTH: _____ ft below TIC
DEPTH TO WATER BEFORE PUMP INSTALLATION: 141.2 ft below TIC
MAKE/MODEL OF PUMP: Geotech SERIAL #: 702

TIME	PURGING	SAMPLING	pH (pH units) READING	pH CHANGE*	SPECIFIC CONDUCTIVITY (mS/cm) READING	SPECIFIC CONDUCTIVITY CHANGE*	REDOX POTENTIAL (mv) READING	REDOX POTENTIAL CHANGE*	DISSOLVED OXYGEN (mg/l) READING	DISSOLVED OXYGEN CHANGE*	TURBIDITY (NTU) READING	TURBIDITY CHANGE*	TEMPERATURE (degrees C) READING	TEMPERATURE CHANGE*	PUMPING RATE (ml/min)	DEPTH TO WATER (ft below TOC)
1150	+		6.19	NA	0.225	NA	176	NA	3.35	NA	1.06	NA	17.69	NA	300	145.35
1210*	+		6.15	0.00	0.253	0.000	190	0.000	4.79	0.00	2.76	0.00	16.88	0.00	300	145.35
1215	+		6.11	0.00	0.258	0.000	188	0.000	4.92	0.00	2.57	0.00	17.21	0.00	300	145.35
1220	+		6.08	0.00	0.258	0.000	192	0.000	4.84	0.00	2.64	0.00	16.95	0.00	300	145.35
1225	+		6.07	0.00	0.259	0.000	193	0.000	4.87	0.00	2.71	0.00	16.82	0.00	300	145.35
1230		+	6.07	0.00	0.257	0.000	194	0.000	4.90	0.00	2.60	0.00	16.89	0.00	300	145.35
1245	POR		6.01	0.00	0.255	0.000	196	0.000	4.87	0.00	2.89	0.00	18.09	0.00	300	145.35
				0.00		0.000		0.000		0.00		0.00		0.00		
				0.00		0.000		0.000		0.00		0.00		0.00		
				0.00		0.000		0.000		0.00		0.00		0.00		
				0.00		0.000		0.000		0.00		0.00		0.00		

COMMENTS: * = Drop tube Purged
DT = 1.8 gal
Sampled @ 1235

TEMPERATURE CORRECTION FACTOR °C	0
MAKE/MODEL OF WQ METER: U-52 SERIAL #:	21284
MAKE/MODEL OF WQ METER: LaMotte SERIAL #:	018829

20/10 ~ 90 PSI

Bump
pH – 6.88
Temp – 27.04
Time – 1255

Department Sanctioned Analytical Methods: pH (SM 4500-H+B), temp (SM 2550 B), spec. cond. (EPA 120.1), turbidity (EPA 180.1), DO (SM 4500-O G)

*INDICATOR PARAMETERS HAVE STABLIZED WHEN 3 CONSECUTIVE READINGS ARE WITHIN: ± 0.1 for pH; ± 3% for Specific Conductivity and Temperature; ± 10 mv for Redox Potential; and ± 10% for Dissolved Oxygen and Turbidity

LOW FLOW SAMPLING
DATA SHEET

SHEET 1 OF 1

SITE: LMC Great Neck
DATE: 7/12/16
WEATHER: 80° Sunny

CONSULTING FIRM: Tetra Tech (NJDEP Lab #10018)
FIELD PERSONNEL: D. Brockelhoff

MONITOR WELL: MW-38ML-H
WELL DEPTH: ___
SCREENED/OPEN INTERVAL: ___
WELL PERMIT #: ___
WELL DIAMETER: 4 Inches

PID/FID READINGS (ppm):
BACKGROUND: /
BENEATH OUTER CAP: /
BENEATH INNER CAP: /

PUMP INTAKE DEPTH: / ft below TIC
DEPTH TO WATER BEFORE PUMP INSTALLATION: 144.64 ft below TIC
MAKE/MODEL OF PUMP: Geotech SERIAL #: 731

TIME	PURGING	SAMPLING	pH (pH units) READING	pH CHANGE*	SPECIFIC CONDUCTIVITY (mS/cm) READING	SPECIFIC CONDUCTIVITY CHANGE*	REDOX POTENTIAL (mv) READING	REDOX POTENTIAL CHANGE*	DISSOLVED OXYGEN (mg/l) READING	DISSOLVED OXYGEN CHANGE*	TURBIDITY (NTU) READING	TURBIDITY CHANGE*	TEMPERATURE (degrees C) READING	TEMPERATURE CHANGE*	PUMPING RATE (ml/min)	DEPTH TO WATER (ft below TOC)
1030	X		7.32	NA	0.145	NA	93	NA	7.54	NA	13.6	NA	19.86	NA	350	144.75
1050*	X		6.38	0.00	0.132	0.000	133	0.000	2.47	0.00	6.67	0.00	19.41	0.00	350	144.87
1055	X		6.20	0.00	0.158	0.000	148	0.000	3.64	0.00	11.4	0.00	18.59	0.00	350	144.92
1100	X		6.08	0.00	0.166	0.000	160	0.000	4.13	0.00	6.65	0.00	19.04	0.00	350	144.94
1105	X		5.99	0.00	0.168	0.000	170	0.000	4.11	0.00	9.06	0.00	20.19	0.00	350	144.98
1110	X		5.97	0.00	0.164	0.000	174	0.000	4.38	0.00	9.23	0.00	20.16	0.00	350	144.98
1115	X		5.95	0.00	0.166	0.000	176	0.000	4.33	0.00	9.01	0.00	19.78	0.00	350	144.95
1120		X	5.94	0.00	0.162	0.000	180	0.000	4.27	0.00	8.76	0.00	20.02	0.00	350	144.95
1130	RCOH		5.92	0.00	0.163	0.000	189	0.000	4.31	0.00	6.20	0.00	20.61	0.00	350	144.95
				0.00		0.000		0.000		0.00		0.00		0.00		
				0.00		0.000		0.000		0.00		0.00		0.00		

COMMENTS: * - Drop tube purged
DT - 2.9 gal
Sampled @ 1123

Bump
pH - 6.95
Temp - 23.87
Time - 1145

TEMPERATURE CORRECTION FACTOR °C: 0

MAKE/MODEL OF WQ METER: U-52 SERIAL #: 21284

MAKE/MODEL OF WQ METER: LaMotte SERIAL #: 018829

20/10 ~ 20 psi

Department Sanctioned Analytical Methods: pH (SM 4500-H+B), temp (SM 2550 B), spec. cond. (EPA 120.1), turbidity (EPA 180.1), DO (SM 4500-O G)

*INDICATOR PARAMETERS HAVE STABLIZED WHEN 3 CONSECUTIVE READINGS ARE WITHIN: ± 0.1 for pH; ± 3% for Specific Conductivity and Temperature; ± 10 mv for Redox Potential; and ± 10% for Dissolved Oxygen and Turbidity

LOW FLOW SAMPLING
DATA SHEET

SHEET 1 OF 1

SITE: LMC-Great Neck
DATE: 7/8/12
WEATHER: 90° Sunny

CONSULTING FIRM: Tetra Tech (NJDEP Lab #10018)
FIELD PERSONNEL: A. Kelly

MONITOR WELL: MW-39ML
WELL DEPTH: 407
WELL PERMIT #:
WELL DIAMETER: 4 inches
pump @135

SCREENED/OPEN INTERVAL:
* Lower Tubing All the Way

PID/FID READINGS (ppm): BACKGROUND:
BENEATH OUTER CAP:
BENEATH INNER CAP:

PUMP INTAKE DEPTH: 400 ft below TIC
DEPTH TO WATER BEFORE PUMP INSTALLATION: 115.12 ft below TIC
MAKE/MODEL OF PUMP: Geotech SERIAL #: 6248

TIME	PURGING	SAMPLING	pH (pH units) READING	pH CHANGE*	SPECIFIC CONDUCTIVITY (mS/cm) READING	SPECIFIC CONDUCTIVITY CHANGE*	REDOX POTENTIAL (mv) READING	REDOX POTENTIAL CHANGE*	DISSOLVED OXYGEN (mg/l) READING	DISSOLVED OXYGEN CHANGE*	TURBIDITY (NTU) READING	TURBIDITY CHANGE*	TEMPERATURE (degrees C) READING	TEMPERATURE CHANGE*	PUMPING RATE (ml/min)	DEPTH TO WATER (ft below TOC)
1030	X			NA		NA		NA		NA		NA		NA		115.12
1325	X		6.10	0.00	0.321	0.000	172	0.000	5.26	0.00	1.31	0.00	18.82	0.00	400	115.36
1330	X		6.15	0.00	0.157	0.000	187	0.000	1.10	0.00	0.86	0.00	16.95	0.00	400	115.36
1335	X		6.06	0.00	0.143	0.000	142	0.000	0.37	0.00	0.43	0.00	16.77	0.00	400	115.36
1340	X		6.03	0.00	0.131	0.000	197	0.000	0.00	0.00	0.32	0.00	16.64	0.00	400	115.36
1345	X		6.03	0.00	0.141	0.000	194	0.000	0.00	0.00	0.18	0.00	16.21	0.00	200	115.36
* 1350	X		6.08	0.00	0.142	0.000	200	0.000	0.00	0.00	0.86	0.00	16.23	0.00	200	115.36
1355	X		6.08	0.00	0.189	0.000	203	0.000	2.26	0.00	3.81	0.00	16.13	0.00	200	115.36
1400	X		6.09	0.00	0.187	0.000	205	0.000	2.17	0.00	3.96	0.00	16.10	0.00	200	115.36
1405	X		6.10	0.00	0.186	0.000	207	0.000	2.05	0.00	4.13	0.00	15.92	0.00	200	115.32
1415	Pull			0.00		0.000		0.000		0.00		0.00		0.00		

COMMENTS:
MW-39ML-XX Sampled @ 1410
* Vol in Drop Tubing (2.5L) purged
Total Vol Purged (4.05L)
pH Temp @ 1445 pH 7.02 Temp 26.19

TEMPERATURE CORRECTION FACTOR °C

MAKE/MODEL OF WQ METER: U-52 SERIAL #: 21297

MAKE/MODEL OF WQ METER: LaMotte SERIAL #: 22341

hp 10H / Sopsi
R 25
R 15

Department Sanctioned Analytical Methods: pH (SM 4500-H+B), temp (SM 2550 B), spec. cond. (EPA 120.1), turbidity (EPA 180.1), DO (SM 4500-O G)

*INDICATOR PARAMETERS HAVE STABLIZED WHEN 3 CONSECUTIVE READINGS ARE WITHIN: ± 0.1 for pH; ± 3% for Specific Conductivity and Temperature; ± 10 mv for Redox Potential; and ± 10% for Dissolved Oxygen and Turbidity

LOW FLOW SAMPLING
DATA SHEET

SHEET 1 OF 1

SITE: LMC - Great Neck
DATE: 7/7/16
WEATHER

CONSULTING FIRM: Tetra Tech (NJDEP Lab #10018)
FIELD PERSONNEL: A. Kelly

MONITOR WELL: MW-39MI
WELL DEPTH: 312 Pump @ 1135
WELL PERMIT #:
WELL DIAMETER: 4 Inches
SCREENED/OPEN INTERVAL:

PID/FID READINGS (ppm): BACKGROUND: ____ BENEATH OUTER CAP: ____ BENEATH INNER CAP: ____

PUMP INTAKE DEPTH: 307 ft below TIC
DEPTH TO WATER BEFORE PUMP INSTALLATION: 118.34 ft below TIC
MAKE/MODEL OF PUMP: Geotech SERIAL #: 349

TIME	PURGING	SAMPLING	pH (pH units) READING	pH CHANGE*	SPECIFIC CONDUCTIVITY (mS/cm) READING	SPECIFIC CONDUCTIVITY CHANGE*	REDOX POTENTIAL (mv) READING	REDOX POTENTIAL CHANGE*	DISSOLVED OXYGEN (mg/l) READING	DISSOLVED OXYGEN CHANGE*	TURBIDITY (NTU) READING	TURBIDITY CHANGE*	TEMPERATURE (degrees C) READING	TEMPERATURE CHANGE*	PUMPING RATE (ml/min)	DEPTH TO WATER (ft below TOC)
1220				NA		NA		NA		NA		NA		NA		118.34
1240	X		6.10	0.00	0.304	0.000	174	0.000	4.74	0.00	1.41	0.00	16.95	0.00	250	118.45
1245	X		6.01	0.00	0.216	0.000	175	0.000	2.13	0.00	1.26	0.00	16.47	0.00	300	118.45
1250	X		5.97	0.00	0.170	0.000	176	0.000	1.75	0.00	1.10	0.00	16.25	0.00	300	118.45
* 1255	X		5.95	0.00	0.164	0.000	179	0.000	1.41	0.00	0.93	0.00	16.13	0.00	300	118.45
1300	X		6.05	0.00	0.290	0.000	180	0.000	5.50	0.00	1.95	0.00	16.00	0.00	300	118.45
1305	X		6.10	0.00	0.313	0.000	183	0.000	6.47	0.00	1.91	0.00	16.12	0.00	300	118.45
1310	X		6.13	0.00	0.315	0.000	186	0.000	6.34	0.00	1.83	0.00	16.41	0.00	300	118.40
1315	X		6.16	0.00	0.316	0.000	186	0.000	6.68	0.00	1.46	0.00	15.95	0.00	300	118.45
1320		X		0.00		0.000		0.000		0.00		0.00		0.00		
1330	PH		6.18	0.00	0.317	0.000	188	0.000	5.79	0.00	1.73	0.00	15.72	0.00	300	118.45

COMMENTS:
* VOC in Drop Tubing Purged (1.5 gal)
pH Bump @ 1335 pH 7.03 → 20.36 Total VOC Purged: 3.5 gal
MP-10H R 22 D 14 PM 80
MW-39MI sampled @ 1320

TEMPERATURE CORRECTION FACTOR °C: 0.00
MAKE/MODEL OF WQ METER: U-52 SERIAL #: 21097
MAKE/MODEL OF WQ METER: LaMotte SERIAL #: 22269

Department Sanctioned Analytical Methods: pH (SM 4500-H+B), temp (SM 2550 B), spec. cond. (EPA 120.1), turbidity (EPA 180.1), DO (SM 4500-O G)

*INDICATOR PARAMETERS HAVE STABLIZED WHEN 3 CONSECUTIVE READINGS ARE WITHIN: ± 0.1 for pH; ± 3% for Specific Conductivity and Temperature; ± 10 mv for Redox Potential; and ± 10% for Dissolved Oxygen and Turbidity

LOW FLOW SAMPLING
DATA SHEET

SHEET 1 OF 1

SITE: LMC - Great Neck
DATE: 7/7/16
WEATHER: 80°F Sunny

CONSULTING FIRM: Tetra Tech (NJDEP Lab #10018)
FIELD PERSONNEL: A. Kelly

MONITOR WELL: MW-39MD
WELL DEPTH: 206
pump @ 135
SCREENED/OPEN INTERVAL:
WELL PERMIT #:
WELL DIAMETER: 4 Inches

PID/FID READINGS (ppm): BACKGROUND: ____ BENEATH OUTER CAP: ____ BENEATH INNER CAP: ____

PUMP INTAKE DEPTH: 201 ft below TIC
DEPTH TO WATER BEFORE PUMP INSTALLATION: 118.38 ft below TIC
MAKE/MODEL OF PUMP: Geotech SERIAL #: 731

TIME	PURGING	SAMPLING	pH (pH units) READING	pH CHANGE*	SPECIFIC CONDUCTIVITY (mS/cm) READING	SPECIFIC CONDUCTIVITY CHANGE*	REDOX POTENTIAL (mv) READING	REDOX POTENTIAL CHANGE*	DISSOLVED OXYGEN (mg/l) READING	DISSOLVED OXYGEN CHANGE*	TURBIDITY (NTU) READING	TURBIDITY CHANGE*	TEMPERATURE (degrees C) READING	TEMPERATURE CHANGE*	PUMPING RATE (ml/min)	DEPTH TO WATER (ft below TOC)
1340	X			NA		NA		NA		NA		NA		NA		118.38
1350	X		6.53	0.00	0.512	0.000	131	0.000	4.21	0.00	1.13	0.00	17.38	0.00	250	118.33
1355	X		6.31	0.00	0.356	0.000	172	0.000	4.86	0.00	1.61	0.00	16.80	0.00	250	118.33
1400	X		6.28	0.00	0.361	0.000	175	0.000	4.16	0.00	1.02	0.00	16.49	0.00	250	118.33
☆ 1405	X		6.25	0.00	0.365	0.000	177	0.000	3.44	0.00	1.96	0.00	16.18	0.00	250	118.33
1410	X		6.22	0.00	0.406	0.000	182	0.000	5.51	0.00	0.53	0.00	15.77	0.00	250	118.33
1415	X		6.18	0.00	0.422	0.000	181	0.000	6.26	0.00	0.40	0.00	15.95	0.00	250	118.33
1420 ~~1420~~	X		6.20	0.00	0.42	0.000	180	0.000	5.16	0.00		0.00	16.13	0.00	250	118.33
1425	X		6.21	0.00	0.421	0.000	179	0.000	5.01	0.00		0.00	15.98	0.00	250	118.33
1430	X		6.22	0.00	0.420	0.000	179	0.000	4.77	0.00		0.00	15.90	0.00	250	118.33
1440	~~X~~		6.23	0.00	0.42	0.000	177	0.000	4.31	0.00		0.00	15.86	0.00	250	118.33

COMMENTS:
☆ Vol in Drop Tubing Purged (0.7g) MW-39MD sampled @ 1435 pH Bump ① 1500 pH 7.64 Top 21.39
Total Purged - 2.5gal
mp-10kl/ R 25 D 15 pH 80

TEMPERATURE CORRECTION FACTOR °C	0.00
MAKE/MODEL OF WQ METER: YSI SERIAL #:	21097
MAKE/MODEL OF WQ METER: LaMotte SERIAL #:	22369

Department Sanctioned Analytical Methods: pH (SM 4500-H+B), temp (SM 2550 B), spec. cond. (EPA 120.1), turbidity (EPA 180.1), DO (SM 4500-O G)

*INDICATOR PARAMETERS HAVE STABLIZED WHEN 3 CONSECUTIVE READINGS ARE WITHIN: ± 0.1 for pH; ± 3% for Specific Conductivity and Temperature; ± 10 mv for Redox Potential; and ± 10% for Dissolved Oxygen and Turbidity

LOW FLOW SAMPLING
DATA SHEET

SHEET 1 OF 1

SITE: LML GW
DATE: 7.11.16
WEATHER: Sun 80'

CONSULTING FIRM: Tetra Tech (NJDEP Lab #10018)
FIELD PERSONNEL: R. Wagner

MONITOR WELL: MW-43 MW-xx WELL DEPTH: 228 SCREENED/OPEN INTERVAL: 218-228
WELL PERMIT #: WELL DIAMETER: 4 inches

PID/FID READINGS (ppm): BACKGROUND: ___ BENEATH OUTER CAP: / BENEATH INNER CAP: /

PUMP INTAKE DEPTH: 103 ft below TIC
DEPTH TO WATER BEFORE PUMP INSTALLATION: ___ ft below TIC
MAKE/MODEL OF PUMP: Marschalk SERIAL #: ___ DEDICATED

TIME	PURGING	SAMPLING	pH (pH units) READING	pH CHANGE*	SPECIFIC CONDUCTIVITY (mS/cm) READING	SPECIFIC CONDUCTIVITY CHANGE*	REDOX POTENTIAL (mv) READING	REDOX POTENTIAL CHANGE*	DISSOLVED OXYGEN (mg/l) READING	DISSOLVED OXYGEN CHANGE*	TURBIDITY (NTU) READING	TURBIDITY CHANGE*	TEMPERATURE (degrees C) READING	TEMPERATURE CHANGE*	PUMPING RATE (ml/min)	DEPTH TO WATER (ft below TOC)
1058	X		Ref.p	NA		NA		NA		NA		NA		NA	350	95.26
1105	X		6.95	0.00	0.196	0.000	109	0.000	0.00	0.00	1.35	0.00	13.78	0.00	350	95.34
1115	X		6.99	0.00	0.197	0.000	92	0.000	2.13	0.00	1.39	0.00	13.76	0.00	350	95.34 ★
1120	X		7.01	0.00	0.196	0.000	89	0.000	2.91	0.00	1.48	0.00	13.50	0.00	350	95.34
1125	X		7.01	0.00	0.194	0.000	92	0.000	3.61	0.00	0.87	0.00	13.92	0.00	350	95.34
1130	X		7.00	0.00	0.195	0.000	96	0.000	3.65	0.00	0.63	0.00	13.97	0.00	350	95.34
1135	X		7.01	0.00	0.195	0.000	98	0.000	3.67	0.00	0.34	0.00	13.98	0.00	350	95.34
1140	X		7.01	0.00	0.194	0.000	101	0.000	3.67	0.00	0.33	0.00	13.95	0.00	350	95.34
1145	X		7.01	0.00	0.193	0.000	103	0.000	3.68	0.00	0.21	0.00	13.94	0.00	350	95.34
1148		X	—	0.00	—	0.000	—	0.000	—	0.00	—	0.00	—	0.00	—	95.37
1150	POST		7.02	0.00	0.192	0.000	110	0.000	3.82	0.00	0.42	0.00	13.96	0.00	350	95.34

COMMENTS: (MP-10 65 psi 10 D 20 R) Sampled @ 1148 ★ 1.3 Gallons to be removed

TEMPERATURE CORRECTION FACTOR °C	0.0
MAKE/MODEL OF WQ METER: U52 SERIAL #:	21164
MAKE/MODEL OF WQ METER: 2020 SERIAL #:	19294

Department Sanctioned Analytical Methods: pH (SM 4500-H+B), temp (SM 2550 B), spec. cond. (EPA 120.1), turbidity (EPA 180.1), DO (SM 4500-O G)

*INDICATOR PARAMETERS HAVE STABLIZED WHEN 3 CONSECUTIVE READINGS ARE WITHIN: ± 0.1 for pH; ± 3% for Specific Conductivity and Temperature; ± 10 mv for Redox Potential; and ± 10% for Dissolved Oxygen and Turbidity

LOW FLOW SAMPLING
DATA SHEET

SHEET 1 OF 1

SITE: LMC GW
DATE: 7. 11. 16
WEATHER: Sunny 70's - H. 80

CONSULTING FIRM: Tetra Tech (NJDEP Lab #10018)
FIELD PERSONNEL: R Vagn

MONITOR WELL: MW-43MI-
WELL DEPTH: 330
SCREENED/OPEN INTERVAL:
WELL PERMIT #:
WELL DIAMETER: 4 Inches

PID/FID READINGS (ppm): BACKGROUND: /
BENEATH OUTER CAP: /
BENEATH INNER CAP: /

PUMP INTAKE DEPTH: 320 ft below TIC
DEPTH TO WATER BEFORE PUMP INSTALLATION: 95.84 ft below TIC
MAKE/MODEL OF PUMP: Petristaltic SERIAL #:

TIME	PURGING	SAMPLING	pH (pH units) READING	pH CHANGE*	SPECIFIC CONDUCTIVITY (mS/cm) READING	SPECIFIC CONDUCTIVITY CHANGE*	REDOX POTENTIAL (mv) READING	REDOX POTENTIAL CHANGE*	DISSOLVED OXYGEN (mg/l) READING	DISSOLVED OXYGEN CHANGE*	TURBIDITY (NTU) READING	TURBIDITY CHANGE*	TEMPERATURE (degrees C) READING	TEMPERATURE CHANGE*	PUMPING RATE (ml/min)	DEPTH TO WATER (ft below TOC)
0942		Pre	—	NA	—	NA	—	NA	—	NA	—	NA	—	NA	35	95.85
0945	X		6.89	0.00	0.214	0.000	158	0.000	10.86	0.00	0.05	0.00	13.07	0.00	350	95.85
0950	X		6.83	0.00	0.209	0.000	155	0.000	9.02	0.00	0.05	0.00	12.74	0.00	350	95.85
1000	X		6.79	0.00	0.211	0.000	184	0.000	8.66	0.00	0.00	0.00	12.54	0.00	350	95.85
1005	X		6.83	0.00	0.194	0.000	184	0.000	8.52	0.00	0.00	0.00	12.52	0.00	350	96.03
1010	X		6.84	0.00	0.177	0.000	180	0.000	8.36	0.00	0.00	0.00	12.65	0.00	350	96.03
1015	X		6.87	0.00	0.170	0.000	174	0.000	8.26	0.00	0.00	0.00	12.50	0.00	350	96.03
1020	X		6.87	0.00	0.166	0.000	174	0.000	8.25	0.00	0.00	0.00	12.62	0.00	350	96.03
1025	X		6.89	0.00	0.166	0.000	175	0.000	8.24	0.00	0.00	0.00	12.53	0.00	350	96.03
1030	X		6.89	0.00	0.166	0.000	175	0.000	8.15	0.00	0.00	0.00	12.49	0.00	350	96.03
1055	Post		6.87	0.00	0.164	0.000	171	0.000	7.95	0.00	0.00	0.00	13.29	0.00	350	96.03

.5 gallons ☆

COMMENTS:
MP-10 settling PSI 65 D 10 P 20 (clear, No odor)
Sampled @ 1033
☆ Need to remove 2.4 gallons

TEMPERATURE CORRECTION FACTOR °C	0.0
MAKE/MODEL OF WQ METER: U52 SERIAL #:	21164
MAKE/MODEL OF WQ METER: 2020 SERIAL #:	19294

MW-43 MI - MS/MSD . m DUP
5.0 Gallons

Department Sanctioned Analytical Methods: pH (SM 4500-H+B), temp (SM 2550 B), spec. cond. (EPA 120.1), turbidity (EPA 180.1), DO (SM 4500-O G)

*INDICATOR PARAMETERS HAVE STABLIZED WHEN 3 CONSECUTIVE READINGS ARE WITHIN: ± 0.1 for pH; ± 3% for Specific Conductivity and Temperature; ± 10 mv for Redox Potential; and ± 10% for Dissolved Oxygen and Turbidity

LOW FLOW SAMPLING
DATA SHEET

SHEET 1 OF 1

SITE: LMC - GN
DATE: 7/12/16
WEATHER: SUNNY, 80°F

CONSULTING FIRM: Tetra Tech (NJDEP Lab #10018)
FIELD PERSONNEL: Jon Bulk

MONITOR WELL: MW-45MU
WELL DEPTH: 289
SCREENED/OPEN INTERVAL: 279 - 289
WELL PERMIT #:
WELL DIAMETER: 4 Inches

PID/FID READINGS (ppm): BACKGROUND: / BENEATH OUTER CAP: / BENEATH INNER CAP: /

~~PUMP~~ INTAKE DEPTH: 284 ft below TIC
DEPTH TO WATER BEFORE PUMP INSTALLATION: 167.95 ft below TIC
MAKE/MODEL OF PUMP: GEOTECH SERIAL #: 179

TIME	PURGING	SAMPLING	pH (pH units) READING	pH CHANGE*	SPECIFIC CONDUCTIVITY (mS/cm) READING	SPECIFIC CONDUCTIVITY CHANGE*	REDOX POTENTIAL (mv) READING	REDOX POTENTIAL CHANGE*	DISSOLVED OXYGEN (mg/l) READING	DISSOLVED OXYGEN CHANGE*	TURBIDITY (NTU) READING	TURBIDITY CHANGE*	TEMPERATURE (degrees C) READING	TEMPERATURE CHANGE*	PUMPING RATE (ml/min)	DEPTH TO WATER (ft below TOC)
1530	X		6.47	NA	0.350	NA	132	NA	1.94	NA	7.30	NA	19.48	NA	400	168.03
1540	X		6.33	0.00	0.371	0.000	126	0.000	0.00	0.00	5.16	0.00	17.55	0.00	400	168.03
X 1550	X		6.37	0.00	0.402	0.000	87	0.000	2.68	0.00	4.23	0.00	16.62	0.00	400	168.03
1555	X		6.37	0.00	0.400	0.000	89	0.000	~~3.09~~ 2.80	0.00	4.01	0.00	16.21	0.00	400	168.03
1600	X		6.39	0.00	0.406	0.000	88	0.000	3.05	0.00	3.59	0.00	16.06	0.00	400	168.03
1605	X		6.39	0.00	0.411	0.000	85	0.000	3.07	0.00	2.54	0.00	15.99	0.00	400	168.03
1610	X		6.39	0.00	0.411	0.000	87	0.000	3.18	0.00	2.40	0.00	15.78	0.00	400	168.03
1615	X		6.40	0.00	0.410	0.000	88	0.000	3.24	0.00	2.44	0.00	15.66	0.00	400	168.03
1620		X		0.00		0.000		0.000		0.00		0.00		0.00		
1625	X		6.42	0.00	0.420	0.000	92	0.000	3.31	0.00	5.21	0.00	15.79	0.00	400	168.03
				0.00		0.000		0.000		0.00		0.00		0.00		

COMMENTS: * 1.0 GAL PURGED
. VOLUME IN DRUMMING

NP-10 20R 10D 140PSI

SAMPLED @ 1625

TEMPERATURE CORRECTION FACTOR °C	0
MAKE/MODEL OF WQ METER: HORIBA U-52 SERIAL #:	21164
MAKE/MODEL OF WQ METER: LAMOTTE 2020 SERIAL #:	19238

Department Sanctioned Analytical Methods: pH (SM 4500-H+B), temp (SM 2550 B), spec. cond. (EPA 120.1), turbidity (EPA 180.1), DO (SM 4500-O G)

*INDICATOR PARAMETERS HAVE STABLIZED WHEN 3 CONSECUTIVE READINGS ARE WITHIN: ± 0.1 for pH; ± 3% for Specific Conductivity and Temperature; ± 10 mv for Redox Potential; and ± 10% for Dissolved Oxygen and Turbidity

LOW FLOW SAMPLING
DATA SHEET

SHEET 1 OF 1

SITE: LMC - GN
DATE: 7/12/13
WEATHER: SUNNY, 80°F

CONSULTING FIRM: Tetra Tech (NJDEP Lab #10018)
FIELD PERSONNEL: Jon Buck

MONITOR WELL: MW-45MI
WELL DEPTH: 333
SCREENED/OPEN INTERVAL: 323-333
WELL PERMIT #:
WELL DIAMETER: 4 Inches

PID/FID READINGS (ppm):
BACKGROUND: /
BENEATH OUTER CAP: /
BENEATH INNER CAP: /

PUMP INTAKE DEPTH: [illegible] ft below TIC 328
DEPTH TO WATER BEFORE PUMP INSTALLATION: 168.65 ft below TIC
MAKE/MODEL OF PUMP: GEOTECH SERIAL #: 178

TIME	PURGING	SAMPLING	pH (pH units) READING	pH CHANGE*	SPECIFIC CONDUCTIVITY (mS/cm) READING	SPECIFIC CONDUCTIVITY CHANGE*	REDOX POTENTIAL (mv) READING	REDOX POTENTIAL CHANGE*	DISSOLVED OXYGEN (mg/l) READING	DISSOLVED OXYGEN CHANGE*	TURBIDITY (NTU) READING	TURBIDITY CHANGE*	TEMPERATURE (degrees C) READING	TEMPERATURE CHANGE*	PUMPING RATE (ml/min)	DEPTH TO WATER (ft below TOC)
1125	Y		9.37	NA	0.251	NA	64	NA	4.00	NA	9.0	NA	22.92	NA	400	168.72
1135	Y		6.89	0.00	0.146	0.000	118	0.000	0.82	0.00	7.62	0.00	17.20	0.00	400	168.76
* 1145	Y		6.59	0.00	0.146	0.000	110	0.000	1.32	0.00	7.51	0.00	16.61	0.00	400	168.75
1150	Y		6.47	0.00	0.144	0.000	98	0.000	1.10	0.00	8.27	0.00	16.91	0.00	400	168.75
1155	Y		6.45	0.00	0.148	0.000	95	0.000	1.22	0.00	7.77	0.00	16.99	0.00	400	168.75
1200	Y		6.44	0.00	0.148	0.000	93	0.000	1.18	0.00	7.62	0.00	17.09	0.00	400	168.75
1205	Y		6.42	0.00	0.147	0.000	93	0.000	0.99	0.00	7.92	0.00	17.02	0.00	400	168.75
1210	Y		6.41	0.00	0.149	0.000	93	0.000	0.98	0.00	8.00	0.00	17.13	0.00	400	168.75
1215	Y		6.40	0.00	0.147	0.000	95	0.000	0.94	0.00	7.96	0.00	17.00	0.00	400	168.75
1220		X		0.00		0.000		0.000		0.00		0.00		0.00		
POST 1240	Y		6.40	0.00	0.147	0.000	96	0.000	0.91	0.00	7.53	0.00	17.25	0.00	400	168.72

COMMENTS: * 1.4 GAL PURGED DROP TUBE VOL.
MW-10 20R/10D 1200pm
MW-45MI-MS, -MSD; MW-50I-MS } ALL COLLECTED

TEMPERATURE CORRECTION FACTOR °C: 0
MAKE/MODEL OF WQ METER: HORIBA U-52 SERIAL #: 21164
MAKE/MODEL OF WQ METER: LA MOTTE 2020 SERIAL #: 19238

Department Sanctioned Analytical Methods: pH (SM 4500-H+B), temp (SM 2550 B), spec. cond. (EPA 120.1), turbidity (EPA 180.1), DO (SM 4500-O G)

*INDICATOR PARAMETERS HAVE STABLIZED WHEN 3 CONSECUTIVE READINGS ARE WITHIN: ± 0.1 for pH; ± 3% for Specific Conductivity and Temperature; ± 10 mv for Redox Potential; and ± 10% for Dissolved Oxygen and Turbidity

LOW FLOW SAMPLING
DATA SHEET

SHEET 1 OF 1

SITE: 7/13/16 LMC Great Neck
DATE:
WEATHER 90° Cloudy

CONSULTING FIRM: Tetra Tech (NJDEP Lab #10018)
FIELD PERSONNEL: D. Brockelhoff

MONITOR WELL MW-46MF
WELL DEPTH:
SCREENED/OPEN INTERVAL:
WELL PERMIT #:
WELL DIAMETER: 4 Inches

PID/FID READINGS (ppm):
BACKGROUND: /
BENEATH OUTER CAP: /
BENEATH INNER CAP: /

PUMP INTAKE DEPTH: dedicated ft below TIC
DEPTH TO WATER BEFORE PUMP INSTALLATION: 149.94 ft below TIC
MAKE/MODEL OF PUMP: Dedicated SERIAL #:

TIME	PURGING	SAMPLING	pH (pH units) READING	pH CHANGE*	SPECIFIC CONDUCTIVITY (mS/cm) READING	SPECIFIC CONDUCTIVITY CHANGE*	REDOX POTENTIAL (mv) READING	REDOX POTENTIAL CHANGE*	DISSOLVED OXYGEN (mg/l) READING	DISSOLVED OXYGEN CHANGE*	TURBIDITY (NTU) READING	TURBIDITY CHANGE*	TEMPERATURE (degrees C) READING	TEMPERATURE CHANGE*	PUMPING RATE (ml/min)	DEPTH TO WATER (ft below TOC)
930	+		8.73	NA	0.216	NA	-34	NA	2.52	NA	2.49	NA	14.83	NA	300	149.84
0935*	X		7.02	0.00	0.175	0.000	62	0.000	4.00	0.00	2.60	0.00	13.89	0.00	300	149.84
0940	+		6.91	0.00	0.175	0.000	67	0.000	3.97	0.00	8.65	0.00	14.14	0.00	300	149.84
0945	+		6.82	0.00	0.175	0.000	73	0.000	4.17	0.00	2.22	0.00	14.08	0.00	300	149.84
0950	X		6.76	0.00	0.175	0.000	78	0.000	4.16	0.00	1.78	0.00	14.01	0.00	300	149.84
0955	+		6.70	0.00	0.177	0.000	82	0.000	4.15	0.00	2.12	0.00	14.03	0.00	300	149.87
1000		X	6.68	0.00	0.178	0.000	89	0.000	4.20	0.00	2.26	0.00	14.15	0.00	300	149.87
1025	POST		6.59	0.00	0.180	0.000	110	0.000	3.98	0.00	2.78	0.00	15.23	0.00	300	149.87
				0.00		0.000		0.000		0.00		0.00		0.00		
				0.00		0.000		0.000		0.00		0.00		0.00		
				0.00		0.000		0.000		0.00		0.00		0.00		

COMMENTS: * - Drop tube Purged
Dt = 1.3 gal
Sampled @ 1005 - collected DUP, MS, MSD

TEMPERATURE CORRECTION FACTOR °C: 0

MAKE/MODEL OF WQ METER: U-52 SERIAL #: 71284

MAKE/MODEL OF WQ METER: LaMotte SERIAL #: 022369

20/10 ~100PSI

Bump
pH - 6.99
Temp - 23.11
Time - 1035

Department Sanctioned Analytical Methods: pH (SM 4500-H+B), temp (SM 2550 B), spec. cond. (EPA 120.1), turbidity (EPA 180.1), DO (SM 4500-O G)

*INDICATOR PARAMETERS HAVE STABLIZED WHEN 3 CONSECUTIVE READINGS ARE WITHIN: ± 0.1 for pH; ± 3% for Specific Conductivity and Temperature; ± 10 mv for Redox Potential; and ± 10% for Dissolved Oxygen and Turbidity

LOW FLOW SAMPLING
DATA SHEET

SHEET 1 OF 1

SITE: LMC Great Neck
DATE: 7/13/16
WEATHER: 80° Cloudy

CONSULTING FIRM: Tetra Tech (NJDEP Lab #10018)
FIELD PERSONNEL: D. Brock

MONITOR WELL: 46 ML
WELL DEPTH:
SCREENED/OPEN INTERVAL:
WELL PERMIT #:
WELL DIAMETER: 4 Inches

PID/FID READINGS (ppm): BACKGROUND: /
BENEATH OUTER CAP: /
BENEATH INNER CAP: /

PUMP INTAKE DEPTH: 160 ft below TIC
DEPTH TO WATER BEFORE PUMP INSTALLATION: 150.82 ft below TIC
MAKE/MODEL OF PUMP: Dedicated SERIAL #:

TIME	PURGING	SAMPLING	pH (pH units) READING	pH CHANGE*	SPECIFIC CONDUCTIVITY (mS/cm) READING	SPECIFIC CONDUCTIVITY CHANGE*	REDOX POTENTIAL (mv) READING	REDOX POTENTIAL CHANGE*	DISSOLVED OXYGEN (mg/l) READING	DISSOLVED OXYGEN CHANGE*	TURBIDITY (NTU) READING	TURBIDITY CHANGE*	TEMPERATURE (degrees C) READING	TEMPERATURE CHANGE*	PUMPING RATE (ml/min)	DEPTH TO WATER (ft below TOC)
1100	+		6.52	NA	0.096	NA	155	NA	2.26	NA	4.77	NA	14.29	NA	300	150.89
1115*	+		6.56	0.00	0.092	0.000	156	0.000	2.94	0.00	12.8	0.00	13.71	0.00	300	150.92
1120	+		6.57	0.00	0.091	0.000	158	0.000	3.06	0.00	10.28	0.00	13.71	0.00	300	150.92
1125	+		6.57	0.00	0.092	0.000	159	0.000	3.02	0.00	10.73	0.00	13.70	0.00	300	150.92
1130	+		6.56	0.00	0.092	0.000	162	0.000	3.03	0.00	10.94	0.00	13.92	0.00	300	150.92
1135		+	6.56	0.00	0.092	0.000	163	0.000	3.05	0.00	11.02	0.00	13.88	0.00	300	150.92
1140	POST		6.55	0.00	0.091	0.000	166	0.000	3.30	0.00	9.87	0.00	14.40	0.00	300	150.92
				0.00		0.000		0.000		0.00		0.00		0.00		
				0.00		0.000		0.000		0.00		0.00		0.00		
				0.00		0.000		0.000		0.00		0.00		0.00		
				0.00		0.000		0.000		0.00		0.00		0.00		

COMMENTS: * - Drop tube purged
DT = 1.4 gal
Sampled @ 1140

TEMPERATURE CORRECTION FACTOR °C			0
MAKE/MODEL OF WQ METER:	V-52	SERIAL #:	21284
MAKE/MODEL OF WQ METER:	LaMotte	SERIAL #:	022369

20/10 ~ 100 psi

Bump
pH - 6.99
Temp - 23.02
Time - 1210

Department Sanctioned Analytical Methods: pH (SM 4500-H+B), temp (SM 2550 B), spec. cond. (EPA 120.1), turbidity (EPA 180.1), DO (SM 4500-O G)

*INDICATOR PARAMETERS HAVE STABLIZED WHEN 3 CONSECUTIVE READINGS ARE WITHIN: ± 0.1 for pH; ± 3% for Specific Conductivity and Temperature; ± 10 mv for Redox Potential; and ± 10% for Dissolved Oxygen and Turbidity

LOW FLOW SAMPLING
DATA SHEET

SHEET 1 OF 1

SITE: LMC - GN
DATE: 7/19/16
WEATHER: CLOUDY, 85°F HUMID

CONSULTING FIRM: Tetra Tech (NJDEP Lab #10018)
FIELD PERSONNEL: Jon Zeck

MONITOR WELL: MW-47mL
WELL DEPTH: 388'
SCREENED/OPEN INTERVAL: 368-388
WELL PERMIT #:
WELL DIAMETER: 4 Inches

PID/FID READINGS (ppm): BACKGROUND:
BENEATH OUTER CAP:
BENEATH INNER CAP:

PUMP INTAKE DEPTH: 378 ft below TIC
DEPTH TO WATER BEFORE PUMP INSTALLATION: 150.29 ft below TIC
MAKE/MODEL OF PUMP: GEOTECH BLADDER SERIAL #: 048

TIME	PURGING	SAMPLING	pH (pH units) READING	pH CHANGE*	SPECIFIC CONDUCTIVITY (mS/cm) READING	SPECIFIC CONDUCTIVITY CHANGE*	REDOX POTENTIAL (mv) READING	REDOX POTENTIAL CHANGE*	DISSOLVED OXYGEN (mg/l) READING	DISSOLVED OXYGEN CHANGE*	TURBIDITY (NTU) READING	TURBIDITY CHANGE*	TEMPERATURE (degrees C) READING	TEMPERATURE CHANGE*	PUMPING RATE (ml/min)	DEPTH TO WATER (ft below TOC)
1030	X		8.43	NA	0.346	NA	5	NA	3.75	NA	27.7	NA	20.42	NA	400	150.30
1040	X		7.38	0.00	0.181	0.000	91	0.000	1.62	0.00	11.25	0.00	19.83	0.00	400	150.30
1050	X		7.33	0.00	0.169	0.000	100	0.000	0.33	0.00	6.85	0.00	20.44	0.00	400	150.30
1100	X		6.69	0.00	0.202	0.000	148	0.000	2.25	0.00	10.26	0.00	20.67	0.00	400	150.30
1105	X		6.28	0.00	0.203	0.000	175	0.000	2.75	0.00	9.76	0.00	20.54	0.00	400	150.30
1110	X		6.20	0.00	0.203	0.000	182	0.000	2.74	0.00	9.93	0.00	20.59	0.00	400	150.30
1115	X		6.15	0.00	0.203	0.000	193	0.000	2.72	0.00	9.01	0.00	20.79	0.00	400	150.30
1120	X		6.14	0.00	0.200	0.000	197	0.000	2.71	0.00	8.97	0.00	20.83	0.00	400	150.30
1125	X		6.14	0.00	0.201	0.000	200	0.000	2.72	0.00	8.62	0.00	20.89	0.00	400	150.30
1130		X		0.00		0.000		0.000		0.00		0.00		0.00		
POST 1135			6.14	0.00	0.213	0.000	195	0.000	2.88	0.00	8.54	0.00	20.97	0.00	400	150.30

COMMENTS: 1st water @ 1025
≈ 2.1 GAL PURGED (DROP TUBE VOLUME)

MP-10 20/10 100ppm

TEMPERATURE CORRECTION FACTOR °C: 0.0
MAKE/MODEL OF WQ METER: Horiba U-52 SERIAL #: 21057
MAKE/MODEL OF WQ METER: LaMotte 2020 SERIAL #: 19230

5/8" TUBING IN WELL
INSTALL NEW 1/4" x 3/8", 5/8" DROP TUBE IN WELL

Department Sanctioned Analytical Methods: pH (SM 4500-H+B), temp (SM 2550 B), spec. cond. (EPA 120.1), turbidity (EPA 180.1), DO (SM 4500-O G)

*INDICATOR PARAMETERS HAVE STABLIZED WHEN 3 CONSECUTIVE READINGS ARE WITHIN: ± 0.1 for pH; ± 3% for Specific Conductivity and Temperature; ± 1 mV for Redox Potential; and ± 10% for Dissolved Oxygen and Turbidity

LOW FLOW SAMPLING
DATA SHEET

SHEET 1 OF 1

SITE: LMC GW
DATE: 7/17/16
WEATHER: Cloudy, 85°F Humid

CONSULTING FIRM: Tetra Tech (NJDEP Lab #10018)
FIELD PERSONNEL: Jon Jack

MONITOR WELL: MW-47MI
WELL DEPTH: 279
SCREENED/OPEN INTERVAL: 264-279
WELL PERMIT #:
WELL DIAMETER: 4 Inches

PID/FID READINGS (ppm): BACKGROUND: / BENEATH OUTER CAP: / BENEATH INNER CAP: /

PUMP INTAKE DEPTH: 271 ft below TIC
DEPTH TO WATER BEFORE PUMP INSTALLATION: 145.50 ft below TIC
MAKE/MODEL OF PUMP: GEOTECH BLADDER SERIAL #: 702

TIME	PURGING	SAMPLING	pH (pH units) READING	pH CHANGE*	SPECIFIC CONDUCTIVITY (mS/cm) READING	SPECIFIC CONDUCTIVITY CHANGE*	REDOX POTENTIAL (mv) READING	REDOX POTENTIAL CHANGE*	DISSOLVED OXYGEN (mg/l) READING	DISSOLVED OXYGEN CHANGE*	TURBIDITY (NTU) READING	TURBIDITY CHANGE*	TEMPERATURE (degrees C) READING	TEMPERATURE CHANGE*	PUMPING RATE (ml/min)	DEPTH TO WATER (ft below TOC)
1150	X		6.66	NA	0.223	NA	148	NA	0.62	NA	47.7	NA	19.03	NA	400	150.44
1200	X		6.68	0.00	0.217	0.000	159	0.000	0.00	0.00	146	0.00	21.47	0.00	400	151.09
1210	X		6.63	0.00	0.218	0.000	137	0.000	0.00	0.00	141	0.00	21.82	0.00	400	151.54
1215	X		6.62	0.00	0.219	0.000	141	0.000	0.00	0.00	134	0.00	22.13	0.00	300	151.54
1220	X		6.62	0.00	0.220	0.000	143	0.000	0.00	0.00	98.7	0.00	22.56	0.00	300	151.54
1225	X		6.62	0.00	0.280	0.000	145	0.000	0.00	0.00	110.2	0.00	22.53	0.00	300	151.54
1230	X		6.63	0.00	0.218	0.000	148	0.000	0.00	0.00	115.3	0.00	22.57	0.00	300	151.54
1235	X		6.63	0.00	0.218	0.000	149	0.000	0.00	0.00	107.2	0.00	22.58	0.00	300	151.54
1240	X		6.64	0.00	0.217	0.000	152	0.000	0.00	0.00	102.1	0.00	22.49	0.00	300	151.54
1245	X		6.64	0.00	0.218	0.000	151	0.000	0.00	0.00	105.9	0.00	22.51	0.00	300	151.54
post 1255	X	•	6.65	0.00	0.218	0.000	152	0.000	0.00	0.00	111.2	0.00	22.63	0.00	300	151.54

COMMENTS: 10 GAL PURGED (DEADTUBE VOLUME) SAMPLE AT 1258

TEMPERATURE CORRECTION FACTOR °C	0.0
MAKE/MODEL OF WQ METER: HORIBA U-52 SERIAL #:	21097
MAKE/MODEL OF WQ METER: LA MOTTE 2020 SERIAL #:	19238

- VERY TURBID THROUGHOUT PURGE
- LIGHT BROWN TINGE TO GW

Department Sanctioned Analytical Methods: pH (SM 4500-H+B), temp (SM 2550 B), spec. cond. (EPA 120.1), turbidity (EPA 180.1), DO (SM 4500-O G)

*INDICATOR PARAMETERS HAVE STABLIZED WHEN 3 CONSECUTIVE READINGS ARE WITHIN: ± 0.1 for pH; ± 3% for Specific Conductivity and Temperature; ± 10 mv for Redox Potential; and ± 10% for Dissolved Oxygen and Turbidity

LOW FLOW SAMPLING
DATA SHEET

SHEET 1 OF 1

SITE: ~~[illegible]~~ LMC Great Neck
DATE: 7/11/16
WEATHER: 80° sunny

CONSULTING FIRM: Tetra Tech (NJDEP Lab #10018)
FIELD PERSONNEL: D Brockerhoff

MONITOR WELL: 49ML
WELL DEPTH:
SCREENED/OPEN INTERVAL:
WELL PERMIT #:
WELL DIAMETER: 4 Inches

PID/FID READINGS (ppm): BACKGROUND: / BENEATH OUTER CAP: / BENEATH INNER CAP: /

PUMP INTAKE DEPTH: ____ ft below TIC
DEPTH TO WATER BEFORE PUMP INSTALLATION: 78.80 ft below TIC
MAKE/MODEL OF PUMP: Geotech SERIAL #: 732

TIME	PURGING	SAMPLING	pH (pH units) READING	pH CHANGE*	SPECIFIC CONDUCTIVITY (mS/cm) READING	SPECIFIC CONDUCTIVITY CHANGE*	REDOX POTENTIAL (mv) READING	REDOX POTENTIAL CHANGE*	DISSOLVED OXYGEN (mg/l) READING	DISSOLVED OXYGEN CHANGE*	TURBIDITY (NTU) READING	TURBIDITY CHANGE*	TEMPERATURE (degrees C) READING	TEMPERATURE CHANGE*	PUMPING RATE (ml/min)	DEPTH TO WATER (ft below TOC)
1515	+		6.11	NA	0.137	NA	46	NA	0.24	NA	31.4	NA	22.13	NA	275	78.84
1530	+		6.11	0.00	0.119	0.000	84	0.000	0	0.00	16.3	0.00	18.27	0.00	275	78.84
1545*	+		6.02	0.00	0.144	0.000	159	0.000	2.61	0.00	8.93	0.00	17.98	0.00	275	78.85
1550	+		6.02	0.00	0.145	0.000	175	0.000	3.03	0.00	7.77	0.00	17.94	0.00	275	78.85
1555	+		6.01	0.00	0.145	0.000	181	0.000	3.30	0.00	7.92	0.00	17.60	0.00	275	78.85
1600	+		6.00	0.00	0.145	0.000	186	0.000	3.26	0.00	7.71	0.00	17.56	0.00	275	78.85
1605		+	6.01	0.00	0.145	0.000	189	0.000	3.33	0.00	7.54	0.00	17.26	0.00	275	78.85
1620	POST		6.00	0.00	0.151	0.000	190	0.000	3.53	0.00	6.99	0.00	19.21	0.00	—	—
				0.00		0.000		0.000		0.00		0.00		0.00		
				0.00		0.000		0.000		0.00		0.00		0.00		
				0.00		0.000		0.000		0.00		0.00		0.00		

COMMENTS: * Drop tube Purged @ 1610 sampled

TEMPERATURE CORRECTION FACTOR °C	0
MAKE/MODEL OF WQ METER: Lamotte SERIAL #:	018829
MAKE/MODEL OF WQ METER: U-52 SERIAL #:	21284

20/10 ~ 60PSI

BUMP
pH - 6.99 Time - 17:05
TEMP - 22.85

Department Sanctioned Analytical Methods: pH (SM 4500-H+B), temp (SM 2550 B), spec. cond. (EPA 120.1), turbidity (EPA 180.1), DO (SM 4500-O G)

*INDICATOR PARAMETERS HAVE STABLIZED WHEN 3 CONSECUTIVE READINGS ARE WITHIN: ± 0.1 for pH; ± 3% for Specific Conductivity and Temperature; ± 10 mv for Redox Potential; and ± 10% for Dissolved Oxygen and Turbidity

LOW FLOW SAMPLING
DATA SHEET

SHEET 1 OF 1

SITE: Lnc-Great Neck
DATE: 7/11/16
WEATHER: Sunny 85°F

CONSULTING FIRM: Tetra Tech (NJDEP Lab #10018)
FIELD PERSONNEL: A. Kelly

MONITOR WELL: MW-49 M2
WELL DEPTH: 78
SCREENED/OPEN INTERVAL:
WELL PERMIT #:
WELL DIAMETER: 4 Inches

PID/FID READINGS (ppm): BACKGROUND: / BENEATH OUTER CAP: / BENEATH INNER CAP: /

PUMP INTAKE DEPTH: ____ ft below TIC
DEPTH TO WATER BEFORE PUMP INSTALLATION: 78.68 ft below TIC
MAKE/MODEL OF PUMP: Geotech SERIAL #: 178

TIME	PURGING	SAMPLING	pH (pH units) READING	pH CHANGE*	SPECIFIC CONDUCTIVITY (mS/cm) READING	SPECIFIC CONDUCTIVITY CHANGE*	REDOX POTENTIAL (mv) READING	REDOX POTENTIAL CHANGE*	DISSOLVED OXYGEN (mg/l) READING	DISSOLVED OXYGEN CHANGE*	TURBIDITY (NTU) READING	TURBIDITY CHANGE*	TEMPERATURE (degrees C) READING	TEMPERATURE CHANGE*	PUMPING RATE (ml/min)	DEPTH TO WATER (ft below TOC)
1415	X			NA		NA		NA		NA		NA		NA	—	78.68
1430	X		6.31	0.00	0.337	0.000	158	0.000	0.00	0.00	0.53	0.00	18.81	0.00	250	78.71
1435	X		6.27	0.00	0.336	0.000	162	0.000	0.00	0.00	0.88	0.00	18.41	0.00	250	78.71
1440	X		6.23	0.00	0.336	0.000	164	0.000	0.05	0.00	1.53	0.00	18.00	0.00	250	78.71
1445	X		6.14	0.00	0.337	0.000	169	0.000	0.68	0.00	2.12	0.00	17.94	0.00	250	78.71
1450	X		6.11	0.00	0.337	0.000	177	0.000	1.52	0.00	2.38	0.00	18.08	0.00	250	78.71
1455	X		6.09	0.00	0.337	0.000	182	0.000	1.68	0.00	2.51	0.00	17.77	0.00	250	78.71
1500	X		6.07	0.00	0.336	0.000	186	0.000	1.71	0.00	2.68	0.00	17.74	0.00	250	78.71
1505	X		6.10	0.00	0.335	0.000	189	0.000	1.67	0.00	2.75	0.00	17.81	0.00	250	78.71
1510		X		0.00		0.000		0.000		0.00		0.00		0.00		
No	Rel		Turbidity,	0.00	Air-Hose	0.000	Closed	0.000	DO @	0.00	44mL	0.00		0.00		

COMMENTS:
* 2 x Tubing Volume Purged (1.6 gal) Total Vol Purged: 3.0g MW-49M2 sampled @ 1510
mp10/B 70 D 10 psi 60 pH 7.2 @ 1530 Temp 26.84 pH 7.05

TEMPERATURE CORRECTION FACTOR °C	0
MAKE/MODEL OF WQ METER: U-52 SERIAL #:	21123
MAKE/MODEL OF WQ METER: LaMotte SERIAL #:	24249

Department Sanctioned Analytical Methods: pH (SM 4500-H+B), temp (SM 2550 B), spec. cond. (EPA 120.1), turbidity (EPA 180.1), DO (SM 4500-O G)

*INDICATOR PARAMETERS HAVE STABLIZED WHEN 3 CONSECUTIVE READINGS ARE WITHIN: ± 0.1 for pH; ± 3% for Specific Conductivity and Temperature; ± 10 mv for Redox Potential; and ± 10% for Dissolved Oxygen and Turbidity

LOW FLOW SAMPLING
DATA SHEET

SHEET 1 OF 1

SITE: LMC - 6N
DATE: 7/11/16
WEATHER: Sunny, 80 °F

CONSULTING FIRM: Tetra Tech (NJDEP Lab #10018)
FIELD PERSONNEL: Jon Bylk

MONITOR WELL: MW-51MC
WELL DEPTH: 347
SCREENED/OPEN INTERVAL:
WELL PERMIT #:
WELL DIAMETER: 4 Inches

PID/FID READINGS (ppm): BACKGROUND: / BENEATH OUTER CAP: / BENEATH INNER CAP: /

PUMP INTAKE DEPTH: ~~[illegible]~~ ft below TIC 317'
DEPTH TO WATER BEFORE PUMP INSTALLATION: 111.06 ft below TIC
MAKE/MODEL OF PUMP: DEDICATED SERIAL #:

	TIME	PURGING	SAMPLING	pH (pH units) READING	pH CHANGE*	SPECIFIC CONDUCTIVITY (mS/cm) READING	SPECIFIC CONDUCTIVITY CHANGE*	REDOX POTENTIAL (mv) READING	REDOX POTENTIAL CHANGE*	DISSOLVED OXYGEN (mg/l) READING	DISSOLVED OXYGEN CHANGE*	TURBIDITY (NTU) READING	TURBIDITY CHANGE*	TEMPERATURE (degrees C) READING	TEMPERATURE CHANGE*	PUMPING RATE (ml/min)	DEPTH TO WATER (ft below TOC)
	1110	X		SET-P	NA		NA		NA		NA		NA		NA		
	1140	X		7.18	0.00	0.215	0.000	114	0.000	3.00	0.00	0.34	0.00	15.68	0.00	450	111.06
	1145	X		6.45	0.00	0.153	0.000	177	0.000	0.32	0.00	0.17	0.00	14.78	0.00	450	111.06
	1150	X		6.43	0.00	0.138	0.000	171	0.000	0.28	0.00	0.13	0.00	14.57	0.00	450	111.06
*	1155	X		6.40	0.00	0.141	0.000	173	0.000	1.88	0.00	0.90	0.00	14.54	0.00	450	111.06
	1200	X		6.36	0.00	0.146	0.000	176	0.000	3.38	0.00	0.75	0.00	14.50	0.00	450	111.06
	1205	X		6.34	0.00	0.146	0.000	181	0.000	3.96	0.00	0.42	0.00	14.53	0.00	450	111.06
	1210	X		6.33	0.00	0.146	0.000	183	0.000	3.98	0.00	0.39	0.00	14.55	0.00	450	111.06
	1215	X		6.34	0.00	0.146	0.000	184	0.000	4.01	0.00	0.37	0.00	14.48	0.00	450	111.06
	1220		X		0.00		0.000		0.000		0.00		0.00		0.00		
POST	1225	X		6.37	0.00	0.147	0.000	186	0.000	4.05	0.00	0.45	0.00	14.52	0.00	450	111.06

COMMENTS: WATER AT 1135
MP 10: 20R/100 75psi
* 1.88 GAL PURGED

pH Buff:
7.09, 25.06 °C
@ 1315

TEMPERATURE CORRECTION FACTOR °C	0
MAKE/MODEL OF WQ METER: Horiba U-52 SERIAL #:	21057
MAKE/MODEL OF WQ METER: La Motte 2020 SERIAL #:	19238

Department Sanctioned Analytical Methods: pH (SM 4500-H+B), temp (SM 2550 B), spec. cond. (EPA 120.1), turbidity (EPA 180.1), DO (SM 4500-O G)

*INDICATOR PARAMETERS HAVE STABLIZED WHEN 3 CONSECUTIVE READINGS ARE WITHIN: ± 0.1 for pH; ± 3% for Specific Conductivity and Temperature; ± 10 mv for Redox Potential; and ± 10% for Dissolved Oxygen and Turbidity

LOW FLOW SAMPLING
DATA SHEET

SHEET 1 OF 1

SITE: LMC - GW
DATE: 07/08/16
WEATHER: Sunny, @ 90°F

CONSULTING FIRM: Tetra Tech (NJDEP Lab #10018)
FIELD PERSONNEL: Joe Bulk

MONITOR WELL: MW-51MI
WELL DEPTH: 208
SCREENED/OPEN INTERVAL: 183-203
WELL PERMIT #:
WELL DIAMETER: 4 inches

PID/FID READINGS (ppm):
BACKGROUND:
BENEATH OUTER CAP:
BENEATH INNER CAP:

PUMP INTAKE DEPTH: ____ ft below TIC
DEPTH TO WATER BEFORE PUMP INSTALLATION: 109.65 ft below TIC
MAKE/MODEL OF PUMP: DEDICATED SERIAL #:

TIME	PURGING	SAMPLING	pH (pH units) READING	pH CHANGE*	SPECIFIC CONDUCTIVITY (mS/cm) READING	SPECIFIC CONDUCTIVITY CHANGE*	REDOX POTENTIAL (mv) READING	REDOX POTENTIAL CHANGE*	DISSOLVED OXYGEN (mg/l) READING	DISSOLVED OXYGEN CHANGE*	TURBIDITY (NTU) READING	TURBIDITY CHANGE*	TEMPERATURE (degrees C) READING	TEMPERATURE CHANGE*	PUMPING RATE (ml/min)	DEPTH TO WATER (ft below TOC)
1255			SETUP	NA		NA		NA		NA		NA		NA		
1300	X		6.44	0.00	0.841	0.000	160	0.000	4.21	0.00	0.63	0.00	15.99	0.00	400	
1310	X		6.39	0.00	0.840	0.000	162	0.000	1.98	0.00	0.14	0.00	15.82	0.00	400	
* 1320	X		6.36	0.00	0.836	0.000	165	0.000	1.32	0.00	6.5	0.00	15.78	0.00	400	109.65
1325	X		6.35	0.00	0.808	0.000	165	0.000	1.69	0.00	6.0	0.00	15.48	0.00	400	109.65
1330	X		6.36	0.00	0.805	0.000	165	0.000	1.69	0.00	1.20	0.00	15.41	0.00	400	109.65
1335	X		6.36	0.00	0.801	0.000	165	0.000	1.64	0.00	1.08	0.00	15.41	0.00	400	109.65
1340	X		6.36	0.00	0.801	0.000	165	0.000	1.60	0.00	1.10	0.00	15.41	0.00	400	109.65
1345		X		0.00		0.000		0.000		0.00		0.00		0.00		
Post 1350	X		6.35	0.00	0.800	0.000	166	0.000	1.73	0.00	0.91	0.00	15.47	0.00	400	109.6—
				0.00		0.000		0.000		0.00		0.00		0.00		

COMMENTS: WATER @ 1255 — Purged 0.6 gal — SAMPLES @ 1345

TEMPERATURE CORRECTION FACTOR °C	
MAKE/MODEL OF WQ METER: HORIBA U-52 SERIAL #:	21293
MAKE/MODEL OF WQ METER: LAMOTTE 2020 SERIAL #:	23453

Department Sanctioned Analytical Methods: pH (SM 4500-H+B), temp (SM 2550 B), spec. cond. (EPA 120.1), turbidity (EPA 180.1), DO (SM 4500-O G)

*INDICATOR PARAMETERS HAVE STABLIZED WHEN 3 CONSECUTIVE READINGS ARE WITHIN: ± 0.1 for pH; ± 3% for Specific Conductivity and Temperature; ± 10 mv for Redox Potential; and ± 10% for Dissolved Oxygen and Turbidity

LOW FLOW SAMPLING
DATA SHEET

SHEET 1 OF 2

SITE: LMC - GN
DATE: 7/13/16
WEATHER: Sunny, 85°F

CONSULTING FIRM: Tetra Tech (NJDEP Lab #10018)
FIELD PERSONNEL: Jon Bu

MONITOR WELL: ~~[illegible]~~ ECM-MW-2 WELL DEPTH: 142
SCREENED/OPEN INTERVAL: 132-142
WELL PERMIT #:
WELL DIAMETER: 2 Inches

PID/FID READINGS (ppm): BACKGROUND: / BENEATH OUTER CAP: / BENEATH INNER CAP: /

PUMP INTAKE DEPTH: 137 ft below TIC
DEPTH TO WATER BEFORE PUMP INSTALLATION: 100.07 ft below TIC
MAKE/MODEL OF PUMP: ~~[illegible]~~ GEOTECH BLADDER SERIAL #: 299

TIME	PURGING	SAMPLING	pH (pH units) READING	pH CHANGE*	SPECIFIC CONDUCTIVITY (mS/cm) READING	SPECIFIC CONDUCTIVITY CHANGE*	REDOX POTENTIAL (mv) READING	REDOX POTENTIAL CHANGE*	DISSOLVED OXYGEN (mg/l) READING	DISSOLVED OXYGEN CHANGE*	TURBIDITY (NTU) READING	TURBIDITY CHANGE*	TEMPERATURE (degrees C) READING	TEMPERATURE CHANGE*	PUMPING RATE (ml/min)	DEPTH TO WATER (ft below TOC)
0935	X		6.96	NA	0.805	NA	45	NA	6.06	NA	16.7	NA	20.49	NA	300	102.04
0940	X		6.95	0.00	0.717	0.000	60	0.000	3.72	0.00	14.4	0.00	20.52	0.00	200	101.95
0945	X		6.94	0.00	0.704	0.000	72	0.000	3.06	0.00	13.7	0.00	20.48	0.00	200	101.95
0950	X		6.95	0.00	0.704	0.000	80	0.000	2.95	0.00	12.3	0.00	20.64	0.00	200	101.95
0955	X		6.98	0.00	0.743	0.000	87	0.000	3.18	0.00	15.2	0.00	20.32	0.00	200	101.95
1000	X		7.00	0.00	0.832	0.000	94	0.000	3.20	0.00	16.8	0.00	20.41	0.00	200	101.95
1005	X		7.03	0.00	0.848	0.000	98	0.000	3.25	0.00	15.7	0.00	20.67	0.00	200	101.95
* 1010	X		Switch N.	0.00		0.000		0.000		0.00		0.00		0.00		
1015	X		7.05	0.00	0.868	0.000	107	0.000	3.49	0.00	22.2	0.00	21.21	0.00	200	101.77
1020	X		7.08	0.00	0.869	0.000	109	0.000	3.38	0.00	22.9	0.00	20.45	0.00	200	101.85
1025	X		7.08	0.00	0.859	0.000	114	0.000	3.47	0.00	24.5	0.00	20.33	0.00	200	101.92

COMMENTS: OLD 5/8" TUBING IN WELL → REMOVE
INSTALL NEW 1/4 x 3/8 BONDED TUBING
MP-10 20/10 70 psi
7.0 pH Buff
7.05, 20.15°C @ 1200
* SWITCH N: TANKS

TEMPERATURE CORRECTION FACTOR °C	0
MAKE/MODEL OF WQ METER: Horiba U-52 SERIAL #:	21293
MAKE/MODEL OF WQ METER: La Motte 2020 SERIAL #:	018829

Department Sanctioned Analytical Methods: pH (SM 4500-H+B), temp (SM 2550 B), spec. cond. (EPA 120.1), turbidity (EPA 180.1), DO (SM 4500-O G)

*INDICATOR PARAMETERS HAVE STABLIZED WHEN 3 CONSECUTIVE READINGS ARE WITHIN: ± 0.1 for pH; ± 3% for Specific Conductivity and Temperature; ± 10 mv for Redox Potential; and ± 10% for Dissolved Oxygen and Turbidity

LOW FLOW SAMPLING
DATA SHEET

SITE: LMC-GN
DATE: 7/13/16
WEATHER: Sunny, 85°F

CONSULTING FIRM: Tetra Tech (NJDEP Lab #10018)
FIELD PERSONNEL: Tom Buck

MONITOR WELL: ERM-MW-2
WELL DEPTH: 142
SCREENED/OPEN INTERVAL:
WELL PERMIT #:
WELL DIAMETER: 2 Inches

PID/FID READINGS (ppm):
BACKGROUND:
BENEATH OUTER CAP:
BENEATH INNER CAP:

PUMP INTAKE DEPTH: 137 ft below TIC
DEPTH TO WATER BEFORE PUMP INSTALLATION: 101.97 ft below TIC
MAKE/MODEL OF PUMP: GEOTECH Bladder SERIAL #: 299

TIME	PURGING	SAMPLING	pH (pH units) READING	pH CHANGE*	SPECIFIC CONDUCTIVITY (mS/cm) READING	SPECIFIC CONDUCTIVITY CHANGE*	REDOX POTENTIAL (mv) READING	REDOX POTENTIAL CHANGE*	DISSOLVED OXYGEN (mg/l) READING	DISSOLVED OXYGEN CHANGE*	TURBIDITY (NTU) READING	TURBIDITY CHANGE*	TEMPERATURE (degrees C) READING	TEMPERATURE CHANGE*	PUMPING RATE (ml/min)	DEPTH TO WATER (ft below TOC)
1030	X		7.06	NA	0.855	NA	115	NA	3.34	NA	22.8	NA	20.45	NA	200	101.92
1035	X		7.07	0.00	0.849	0.000	117	0.000	3.33	0.00	21.2	0.00	20.41	0.00	200	101.92
1040	X		7.02	0.00	0.842	0.000	119	0.000	3.36	0.00	19.4	0.00	20.48	0.00	200	101.92
1045	X		7.02	0.00	0.837	0.000	122	0.000	3.40	0.00	18.5	0.00	20.52	0.00	200	101.92
1050	X		7.02	0.00	0.835	0.000	126	0.000	3.43	0.00	18.7	0.00	20.57	0.00	200	101.92
1055		X		0.00		0.000		0.000		0.00		0.00		0.00		
post 1059	X		6.99	0.00	0.839	0.000	126	0.000	3.47	0.00	19.0	0.00	20.89	0.00	200	101.92
				0.00		0.000		0.000		0.00		0.00		0.00		
				0.00		0.000		0.000		0.00		0.00		0.00		
				0.00		0.000		0.000		0.00		0.00		0.00		
				0.00		0.000		0.000		0.00		0.00		0.00		

COMMENTS:

TEMPERATURE CORRECTION FACTOR °C	0
MAKE/MODEL OF WQ METER: Horiba U-52 SERIAL #:	21253
MAKE/MODEL OF WQ METER: LaMotte 2020 SERIAL #:	018829

Department Sanctioned Analytical Methods: pH (SM 4500-H+B), temp (SM 2550 B), spec. cond. (EPA 120.1), turbidity (EPA 180.1), DO (SM 4500-O G)

*INDICATOR PARAMETERS HAVE STABLIZED WHEN 3 CONSECUTIVE READINGS ARE WITHIN: ± 0.1 for pH; ± 3% for Specific Conductivity and Temperature; ± 10 mv for Redox Potential; and ± 10% for Dissolved Oxygen and Turbidity

LOW FLOW SAMPLING
DATA SHEET

SHEET 1 of 1

SITE: Lmc GN
DATE: 7/7/16
WEATHER: Sunny 80°F

CONSULTING FIRM: Tetra Tech (NJDEP Lab #10018)
FIELD PERSONNEL: Jon Bik

MONITOR WELL: NJ3221
WELL DEPTH: _____
SCREENED/OPEN INTERVAL: _____
WELL PERMIT #: _____
WELL DIAMETER: _____ Inches

PID/FID READINGS (ppm):
BACKGROUND: /
BENEATH OUTER CAP: /
BENEATH INNER CAP: /

PUMP INTAKE DEPTH: _____ ft below TIC
DEPTH TO WATER BEFORE PUMP INSTALLATION : _____ ft below TIC
MAKE/MODEL OF PUMP: IRRIGATION SERIAL #: _____

TIME	PURGING	SAMPLING	pH (pH units) READING	pH CHANGE*	SPECIFIC CONDUCTIVITY (mS/cm) READING	SPECIFIC CONDUCTIVITY CHANGE*	REDOX POTENTIAL (mv) READING	REDOX POTENTIAL CHANGE*	DISSOLVED OXYGEN (mg/l) READING	DISSOLVED OXYGEN CHANGE*	TURBIDITY (NTU) READING	TURBIDITY CHANGE*	TEMPERATURE (degrees C) READING	TEMPERATURE CHANGE*	PUMPING RATE (ml/min)	DEPTH TO WATER (ft below TOC)
0645	X			NA		NA		NA		NA		NA		NA		
0650		X	6.50	0.00	0.682	0.000	109	0.000	2.35	0.00	0.15	0.00	25.93	0.00	200	
				0.00		0.000		0.000		0.00		0.00		0.00		
				0.00		0.000		0.000		0.00		0.00		0.00		
				0.00		0.000		0.000		0.00		0.00		0.00		
				0.00		0.000		0.000		0.00		0.00		0.00		
				0.00		0.000		0.000		0.00		0.00		0.00		
				0.00		0.000		0.000		0.00		0.00		0.00		
				0.00		0.000		0.000		0.00		0.00		0.00		
				0.00		0.000		0.000		0.00		0.00		0.00		

COMMENTS: WELL GN AT 0450 SAMPLE PORT OPEN. 0635
GRAB SAMPLE COLLECTED AT 0650
TOWERS GC IRRIGATION WELL

TEMPERATURE CORRECTION FACTOR °C	
MAKE/MODEL OF WQ METER: Horiba U-52 SERIAL #:	21297
MAKE/MODEL OF WQ METER: LaMotte 2020 SERIAL #:	23455

Department Sanctioned Analytical Methods: pH (SM 4500-H+B), temp (SM 2550 B), spec. cond. (EPA 120.1), turbidity (EPA 180.1), DO (SM 4500-O G)

*INDICATOR PARAMETERS HAVE STABLIZED WHEN 3 CONSECUTIVE READINGS ARE WITHIN: ± 0.1 for pH; ± 3% for Specific Conductivity and Temperature; ± 10 mv for Redox Potential; and ± 10% for Dissolved Oxygen and Turbidity

LOW FLOW SAMPLING
DATA SHEET

SHEET 1 OF 1

SITE: LMC - GN
DATE: 7/7/16
WEATHER: SUNNY, 90°F

CONSULTING FIRM: Tetra Tech (NJDEP Lab #10018)
FIELD PERSONNEL: Jon Buck

MONITOR WELL: N-13266
WELL DEPTH: _____
SCREENED/OPEN INTERVAL: _____
WELL PERMIT #: _____
WELL DIAMETER: _____ Inches

PID/FID READINGS (ppm): BACKGROUND: / BENEATH OUTER CAP: / BENEATH INNER CAP: /

PUMP INTAKE DEPTH: _____ ft below TIC
DEPTH TO WATER BEFORE PUMP INSTALLATION: _____ ft below TIC
MAKE/MODEL OF PUMP: IRRIGATION WELL SERIAL #: _____

TIME	PURGING	SAMPLING	pH (pH units) READING	pH CHANGE*	SPECIFIC CONDUCTIVITY (mS/cm) READING	SPECIFIC CONDUCTIVITY CHANGE*	REDOX POTENTIAL (mv) READING	REDOX POTENTIAL CHANGE*	DISSOLVED OXYGEN (mg/l) READING	DISSOLVED OXYGEN CHANGE*	TURBIDITY (NTU) READING	TURBIDITY CHANGE*	TEMPERATURE (degrees C) READING	TEMPERATURE CHANGE*	PUMPING RATE (ml/min)	DEPTH TO WATER (ft below TOC)
1325	X		6.55	NA	0.692	NA	117	NA	3.60	NA	6.7	NA	25.8°C	NA		
1330		X		0.00		0.000		0.000		0.00		0.00		0.00		
				0.00		0.000		0.000		0.00		0.00		0.00		
				0.00		0.000		0.000		0.00		0.00		0.00		
				0.00		0.000		0.000		0.00		0.00		0.00		
				0.00		0.000		0.000		0.00		0.00		0.00		
				0.00		0.000		0.000		0.00		0.00		0.00		
				0.00		0.000		0.000		0.00		0.00		0.00		
				0.00		0.000		0.000		0.00		0.00		0.00		
				0.00		0.000		0.000		0.00		0.00		0.00		

COMMENTS:

IRRIGATION WELL @ TOWERS GC

JOCKEY WELL - CANNOT RUN CONTINUOUSLY - USED ONLY TO PRESSURIZE IRRIGATION SYSTEM.
- NO FLOW ~~DATA~~ ~~DATA~~ RATE AVAILABLE.
- ONLY ABLE to GRAB WQIPS & GRAB SAMPLE

TEMPERATURE CORRECTION FACTOR °C	
MAKE/MODEL OF WQ METER: Horiba U-52 SERIAL #:	21293
MAKE/MODEL OF WQ METER: LaMotte 2020 SERIAL #:	2455

Department Sanctioned Analytical Methods: pH (SM 4500-H+B), temp (SM 2550 B), spec. cond. (EPA 120.1), turbidity (EPA 180.1), DO (SM 4500-O G)

*INDICATOR PARAMETERS HAVE STABLIZED WHEN 3 CONSECUTIVE READINGS ARE WITHIN: ± 0.1 for pH; ± 3% for Specific Conductivity and Temperature; ± 10 mv for Redox Potential; and ± 10% for Dissolved Oxygen and Turbidity

LOW FLOW SAMPLING
DATA SHEET

SHEET 1 OF 1

SITE: Lane G.N
DATE: 7/7/16
WEATHER: Sunny 80°F

CONSULTING FIRM: Tetra Tech (NJDEP Lab #10018)
FIELD PERSONNEL: Jon Bell

MONITOR WELL: N13889
WELL DEPTH: _____
SCREENED/OPEN INTERVAL: _____
WELL PERMIT #: _____
WELL DIAMETER: _____ Inches

PID/FID READINGS (ppm):
BACKGROUND: /
BENEATH OUTER CAP: /
BENEATH INNER CAP: /

PUMP INTAKE DEPTH: _____ ft below TIC
DEPTH TO WATER BEFORE PUMP INSTALLATION : _____ ft below TIC
MAKE/MODEL OF PUMP: IRRIGATION SERIAL #: _____

TIME	PURGING	SAMPLING	pH (pH units) READING	pH CHANGE*	SPECIFIC CONDUCTIVITY (mS/cm) READING	SPECIFIC CONDUCTIVITY CHANGE*	REDOX POTENTIAL (mv) READING	REDOX POTENTIAL CHANGE*	DISSOLVED OXYGEN (mg/l) READING	DISSOLVED OXYGEN CHANGE*	TURBIDITY (NTU) READING	TURBIDITY CHANGE*	TEMPERATURE (degrees C) READING	TEMPERATURE CHANGE*	PUMPING RATE (ml/min)	DEPTH TO WATER (ft below TOC)
0620	X	X		NA		NA		NA		NA		NA		NA	300	
0625		X	6.26	0.00	0.819	0.000	108	0.000	3.01	0.00	0.23	0.00	27.64	0.00	300	
				0.00		0.000		0.000		0.00		0.00		0.00		
				0.00		0.000		0.000		0.00		0.00		0.00		
				0.00		0.000		0.000		0.00		0.00		0.00		
				0.00		0.000		0.000		0.00		0.00		0.00		
				0.00		0.000		0.000		0.00		0.00		0.00		
				0.00		0.000		0.000		0.00		0.00		0.00		
				0.00		0.000		0.000		0.00		0.00		0.00		
				0.00		0.000		0.000		0.00		0.00		0.00		

COMMENTS: PUMP ON AT 0450 - RUNNING CONTINUOUSLY
SAMPLE PORT ON AT 0450

GRAB SAMPLE COLLECTED AT 0625

TOWERS GC IRRIGATION WELL

TEMPERATURE CORRECTION FACTOR °C	
MAKE/MODEL OF WQ METER: Horiba U-52 SERIAL #:	21293
MAKE/MODEL OF WQ METER: LaMotte 2020 SERIAL #:	23755

Department Sanctioned Analytical Methods: pH (SM 4500-H+B), temp (SM 2550 B), spec. cond. (EPA 120.1), turbidity (EPA 180.1), DO (SM 4500-O G)

*INDICATOR PARAMETERS HAVE STABLIZED WHEN 3 CONSECUTIVE READINGS ARE WITHIN: ± 0.1 for pH; ± 3% for Specific Conductivity and Temperature; ± 10 mv for Redox Potential; and ± 10% for Dissolved Oxygen and Turbidity

LOW FLOW SAMPLING
DATA SHEET

SHEET 1 OF 1

SITE: LMC - GN
DATE: 7-11-16
WEATHER: SUN 70s

CONSULTING FIRM: Tetra Tech (NJDEP Lab #10018)
FIELD PERSONNEL: R. WAGNER

MONITOR WELL: IW-5535-XY
WELL DEPTH: UNL
SCREENED/OPEN INTERVAL: UNL
WELL PERMIT #:
WELL DIAMETER: Inches

PID/FID READINGS (ppm): BACKGROUND: / BENEATH OUTER CAP: / BENEATH INNER CAP: /

PUMP INTAKE DEPTH: ft below TIC
DEPTH TO WATER BEFORE PUMP INSTALLATION : ft below TIC
MAKE/MODEL OF PUMP: IRRIGATION WELL SERIAL #:

TIME	PURGING	SAMPLING	pH (pH units) READING	pH CHANGE*	SPECIFIC CONDUCTIVITY (mS/cm) READING	SPECIFIC CONDUCTIVITY CHANGE*	REDOX POTENTIAL (mv) READING	REDOX POTENTIAL CHANGE*	DISSOLVED OXYGEN (mg/l) READING	DISSOLVED OXYGEN CHANGE*	TURBIDITY (NTU) READING	TURBIDITY CHANGE*	TEMPERATURE (degrees C) READING	TEMPERATURE CHANGE*	PUMPING RATE (ml/min) gpm	DEPTH TO WATER (ft below TOC)
0845			start	NA		NA		NA		NA		NA		NA	455	
0855		X	8.34	0.00	0.355	0.000	96	0.000	7.70	0.00	1.34	0.00	12.90	0.00		
				0.00		0.000		0.000		0.00		0.00		0.00		
0900	PURGE		7.36	0.00	0.347	0.000	111	0.000	5.55	0.00	0.16	0.00	13.55	0.00		
				0.00		0.000		0.000		0.00		0.00		0.00		
				0.00		0.000		0.000		0.00		0.00		0.00		
				0.00		0.000		0.000		0.00		0.00		0.00		
				0.00		0.000		0.000		0.00		0.00		0.00		
				0.00		0.000		0.000		0.00		0.00		0.00		
				0.00		0.000		0.000		0.00		0.00		0.00		
				0.00		0.000		0.000		0.00		0.00		0.00		

COMMENTS: Grab sample from spigot @ DEEP DALE GC VALLY - Ran water into 5 gallon bucket - collected readings from bucket - water Discharged to ground. PUMP OFF UPON ARRIVAL. PURGE FOR 10 min PRIOR to SAMPLE

TEMPERATURE CORRECTION FACTOR °C			0.0
MAKE/MODEL OF WQ METER:	YSI	SERIAL #:	21164
MAKE/MODEL OF WQ METER:	2020	SERIAL #:	19294

Department Sanctioned Analytical Methods: pH (SM 4500-H+B), temp (SM 2550 B), spec. cond. (EPA 120.1), turbidity (EPA 180.1), DO (SM 4500-O G)

*INDICATOR PARAMETERS HAVE STABLIZED WHEN 3 CONSECUTIVE READINGS ARE WITHIN: ± 0.1 for pH; ± 3% for Specific Conductivity and Temperature; ± 10 mv for Redox Potential; and ± 10% for Dissolved Oxygen and Turbidity

LOW FLOW SAMPLING
DATA SHEET

SHEET 1 OF 1

SITE: LMC - GW
DATE: 7/7/16
WEATHER: Sunny, 80°F

CONSULTING FIRM: Tetra Tech (NJDEP Lab #10018)
FIELD PERSONNEL: Jan Belk

MONITOR WELL: N-216.1
WELL DEPTH:
SCREENED/OPEN INTERVAL:
WELL PERMIT #:
WELL DIAMETER: Inches

PID/FID READINGS (ppm): BACKGROUND: / BENEATH OUTER CAP: / BENEATH INNER CAP: /

PUMP INTAKE DEPTH: ft below TIC
DEPTH TO WATER BEFORE PUMP INSTALLATION : ft below TIC
MAKE/MODEL OF PUMP: IRRIGATION SERIAL #:

TIME	PURGING	SAMPLING	pH (pH units) READING	pH CHANGE*	SPECIFIC CONDUCTIVITY (mS/cm) READING	SPECIFIC CONDUCTIVITY CHANGE*	REDOX POTENTIAL (mv) READING	REDOX POTENTIAL CHANGE*	DISSOLVED OXYGEN (mg/l) READING	DISSOLVED OXYGEN CHANGE*	TURBIDITY (NTU) READING	TURBIDITY CHANGE*	TEMPERATURE (degrees C) READING	TEMPERATURE CHANGE*	PUMPING RATE (ml/min)	DEPTH TO WATER (ft below TOC)
0955	X		7.05	NA	0.153	NA	99	NA	2.45	NA	0.17	NA	22.63	NA	600	
0958		X		0.00		0.000		0.000		0.00		0.00		0.00		
				0.00		0.000		0.000		0.00		0.00		0.00		
				0.00		0.000		0.000		0.00		0.00		0.00		
				0.00		0.000		0.000		0.00		0.00		0.00		
				0.00		0.000		0.000		0.00		0.00		0.00		
				0.00		0.000		0.000		0.00		0.00		0.00		
				0.00		0.000		0.000		0.00		0.00		0.00		
				0.00		0.000		0.000		0.00		0.00		0.00		
				0.00		0.000		0.000		0.00		0.00		0.00		

COMMENTS: WELL OFF UPON ARRIVAL
WELL ON AT 0945
SAMPLE PORT ON AT 0945
GRAB SAMPLE COLLECTED AT 0958
IRRIGATION WELL AT FRESH MEADOWS

TEMPERATURE CORRECTION FACTOR °C	
MAKE/MODEL OF WQ METER: HORIBA U-52 SERIAL #:	21253
MAKE/MODEL OF WQ METER: LAMOTTE SERIAL #:	23456

Department Sanctioned Analytical Methods: pH (SM 4500-H+B), temp (SM 2550 B), spec. cond. (EPA 120.1), turbidity (EPA 180.1), DO (SM 4500-O G)

*INDICATOR PARAMETERS HAVE STABLIZED WHEN 3 CONSECUTIVE READINGS ARE WITHIN: ± 0.1 for pH; ± 3% for Specific Conductivity and Temperature; ± 10 mv for Redox Potential; and ± 10% for Dissolved Oxygen and Turbidity

LOW FLOW SAMPLING
DATA SHEET

SHEET 1 OF 1

SITE: LMC- GP
DATE: 7-12-16
WEATHER Sun 70

CONSULTING FIRM: Tetra Tech (NJDEP Lab #10018)
FIELD PERSONNEL: R. WAGNER

MONITOR WELL SW-N13821-xx WELL DEPTH: _____ SCREENED/OPEN INTERVAL: _____
WELL PERMIT #: _____ WELL DIAMETER: _____ inches

PID/FID READINGS (ppm): BACKGROUND: _____
BENEATH OUTER CAP: _____
BENEATH INNER CAP: _____

PUMP INTAKE DEPTH: _____ ft below TIC
DEPTH TO WATER BEFORE PUMP INSTALLATION : _____ ft below TIC
MAKE/MODEL OF PUMP: _____ SERIAL #: _____

TIME	PURGING	SAMPLING	pH (pH units) READING	pH CHANGE*	SPECIFIC CONDUCTIVITY (mS/cm) READING	SPECIFIC CONDUCTIVITY CHANGE*	REDOX POTENTIAL (mv) READING	REDOX POTENTIAL CHANGE*	DISSOLVED OXYGEN (mg/l) READING	DISSOLVED OXYGEN CHANGE*	TURBIDITY (NTU) READING	TURBIDITY CHANGE*	TEMPERATURE (degrees C) READING	TEMPERATURE CHANGE*	PUMPING RATE (ml/min) GPM	DEPTH TO WATER (ft below TOC)
0938	Valve open			NA		NA		NA		NA		NA		NA		
0948		X	6.57	0.00	0.261	0.000	158	0.000	4.57	0.00	0.00	0.00	17.60	0.00	1192.2	54
0950	Valve closed			0.00		0.000		0.000		0.00		0.00		0.00		
				0.00		0.000		0.000		0.00		0.00		0.00		
				0.00		0.000		0.000		0.00		0.00		0.00		
				0.00		0.000		0.000		0.00		0.00		0.00		
				0.00		0.000		0.000		0.00		0.00		0.00		
				0.00		0.000		0.000		0.00		0.00		0.00		
				0.00		0.000		0.000		0.00		0.00		0.00		
				0.00		0.000		0.000		0.00		0.00		0.00		
				0.00		0.000		0.000		0.00		0.00		0.00		

COMMENTS:
Pump Running Since 7-11-16

Sampled from sample port @ 09:48 [GRAB SAMPLE]
WAGNN PUBLIC SUPPLY WELL

TEMPERATURE CORRECTION FACTOR °C			0.0
MAKE/MODEL OF WQ METER:	U52	SERIAL #:	29762
MAKE/MODEL OF WQ METER:	2020	SERIAL #:	19294

Department Sanctioned Analytical Methods: pH (SM 4500-H+B), temp (SM 2550 B), spec. cond. (EPA 120.1), turbidity (EPA 180.1), DO (SM 4500-O G)

*INDICATOR PARAMETERS HAVE STABLIZED WHEN 3 CONSECUTIVE READINGS ARE WITHIN: ± 0.1 for pH; ± 3% for Specific Conductivity and Temperature; ± 10 mv for Redox Potential; and ± 10% for Dissolved Oxygen and Turbidity

LOW FLOW SAMPLING
DATA SHEET

SHEET 1 OF 1

SITE: LMC- GN
DATE: 7-12-16
WEATHER: Sun 70

CONSULTING FIRM: Tetra Tech (NJDEP Lab #10018)
FIELD PERSONNEL: R WAGNER

MONITOR WELL: SW-N13000-xx
WELL DEPTH: _____
SCREENED/OPEN INTERVAL: _____
WELL PERMIT #: _____
WELL DIAMETER: _____ Inches

PID/FID READINGS (ppm):
BACKGROUND: _____
BENEATH OUTER CAP: _____
BENEATH INNER CAP: _____

PUMP INTAKE DEPTH: _____ ft below TIC
DEPTH TO WATER BEFORE PUMP INSTALLATION : _____ ft below TIC
MAKE/MODEL OF PUMP: _____ SERIAL #: _____

TIME	PURGING	SAMPLING	pH (pH units) READING	pH CHANGE*	SPECIFIC CONDUCTIVITY (mS/cm) READING	SPECIFIC CONDUCTIVITY CHANGE*	REDOX POTENTIAL (mv) READING	REDOX POTENTIAL CHANGE*	DISSOLVED OXYGEN (mg/l) READING	DISSOLVED OXYGEN CHANGE*	TURBIDITY (NTU) READING	TURBIDITY CHANGE*	TEMPERATURE (degrees C) READING	TEMPERATURE CHANGE*	PUMPING RATE ~~(ml/min)~~ GPM	DEPTH TO WATER (ft below TOC)
0918	open valve			NA		NA		NA		NA		NA		NA		
0923		X	6.51	0.00	0.089	0.000	169	0.000	8.06	0.00	0.00	0.00	13.28	0.00	1,173.0	18
				0.00		0.000		0.000		0.00		0.00		0.00		
0930	closed valve			0.00		0.000		0.000		0.00		0.00		0.00		
				0.00		0.000		0.000		0.00		0.00		0.00		
				0.00		0.000		0.000		0.00		0.00		0.00		
				0.00		0.000		0.000		0.00		0.00		0.00		
				0.00		0.000		0.000		0.00		0.00		0.00		
				0.00		0.000		0.000		0.00		0.00		0.00		
				0.00		0.000		0.000		0.00		0.00		0.00		
				0.00		0.000		0.000		0.00		0.00		0.00		

COMMENTS: pump started @ 09:17 Sampled from sample port @ 0923

WAGNN PUBLIC SUPPLY WELL

TEMPERATURE CORRECTION FACTOR °C			0.0
MAKE/MODEL OF WQ METER:	U52	SERIAL #:	29762
MAKE/MODEL OF WQ METER:	2020	SERIAL #:	19294

Department Sanctioned Analytical Methods: pH (SM 4500-H+B), temp (SM 2550 B), spec. cond. (EPA 120.1), turbidity (EPA 180.1), DO (SM 4500-O G)

*INDICATOR PARAMETERS HAVE STABLIZED WHEN 3 CONSECUTIVE READINGS ARE WITHIN: ± 0.1 for pH; ± 3% for Specific Conductivity and Temperature; ± 10 mv for Redox Potential; and ± 10% for Dissolved Oxygen and Turbidity

LOW FLOW SAMPLING
DATA SHEET

SHEET 1 OF 1

SITE: LMC-GN
DATE: 7-12-16
WEATHER: Sun 70

CONSULTING FIRM: Tetra Tech (NJDEP Lab #10018)
FIELD PERSONNEL: R. WAGNER

MONITOR WELL: SW-N12999-XX WELL DEPTH: _____ SCREENED/OPEN INTERVAL: _____
WELL PERMIT #: _____ WELL DIAMETER: _____ Inches

PID/FID READINGS (ppm): BACKGROUND: _____
BENEATH OUTER CAP: _____
BENEATH INNER CAP: _____

PUMP INTAKE DEPTH: _____ ft below TIC
DEPTH TO WATER BEFORE PUMP INSTALLATION : _____ ft below TIC
MAKE/MODEL OF PUMP: _____ SERIAL #: _____

TIME	PURGING	SAMPLING	pH (pH units) READING	pH CHANGE*	SPECIFIC CONDUCTIVITY (mS/cm) READING	SPECIFIC CONDUCTIVITY CHANGE*	REDOX POTENTIAL (mv) READING	REDOX POTENTIAL CHANGE*	DISSOLVED OXYGEN (mg/l) READING	DISSOLVED OXYGEN CHANGE*	TURBIDITY (NTU) READING	TURBIDITY CHANGE*	TEMPERATURE (degrees C) READING	TEMPERATURE CHANGE*	PUMPING RATE (ml/min) GPM	DEPTH TO WATER (ft below TOC)
0848	valve opened			NA		NA		NA		NA		NA		NA	1209.0	54
0850	Pump shut off?			0.00		0.000		0.000		0.00		0.00		0.00	0	50
				0.00		0.000		0.000		0.00		0.00		0.00		
0900	Pump restarted		valve open	0.00		0.000		0.000		0.00		0.00		0.00		
				0.00		0.000		0.000		0.00		0.00		0.00		
0910		X	1.31	0.00	0.331	0.000	95	0.000	7.54	0.00	0.00	0.00	13.95	0.00	1250.0	54
				0.00		0.000		0.000		0.00		0.00		0.00		
				0.00		0.000		0.000		0.00		0.00		0.00		
				0.00		0.000		0.000		0.00		0.00		0.00		
				0.00		0.000		0.000		0.00		0.00		0.00		
				0.00		0.000		0.000		0.00		0.00		0.00		

COMMENTS: pump has been on since 7.11.16 Sampled from sample port @ 09:10 [GRAB SAMPLE]
WAGNN SUPPLY WELL

TEMPERATURE CORRECTION FACTOR °C	0.0
MAKE/MODEL OF WQ METER: SERIAL #:	29762
MAKE/MODEL OF WQ METER: SERIAL #:	19294

Department Sanctioned Analytical Methods: pH (SM 4500-H+B), temp (SM 2550 B), spec. cond. (EPA 120.1), turbidity (EPA 180.1), DO (SM 4500-O G)

*INDICATOR PARAMETERS HAVE STABLIZED WHEN 3 CONSECUTIVE READINGS ARE WITHIN: ± 0.1 for pH; ± 3% for Specific Conductivity and Temperature; ± 10 mv for Redox Potential; and ± 10% for Dissolved Oxygen and Turbidity

LOW FLOW SAMPLING
DATA SHEET

SHEET 1 OF 1

SITE: LMC-GN
DATE: 7-13-16
WEATHER: SUN 71 CALM

CONSULTING FIRM: Tetra Tech (NJDEP Lab #10018)
FIELD PERSONNEL: R. WAGNER

MONITOR WELL: SW-NS099-XX WELL DEPTH: _____ SCREENED/OPEN INTERVAL: _____
WELL PERMIT #: _____ WELL DIAMETER: _____ Inches

PID/FID READINGS (ppm): BACKGROUND: _____
BENEATH OUTER CAP: _____
BENEATH INNER CAP: _____

PUMP INTAKE DEPTH: _____ ft below TIC
DEPTH TO WATER BEFORE PUMP INSTALLATION : _____ ft below TIC
MAKE/MODEL OF PUMP: _____ SERIAL #: _____

	TIME	PURGING	SAMPLING	pH (pH units) READING	pH CHANGE*	SPECIFIC CONDUCTIVITY (mS/cm) READING	SPECIFIC CONDUCTIVITY CHANGE*	REDOX POTENTIAL (mv) READING	REDOX POTENTIAL CHANGE*	DISSOLVED OXYGEN (mg/l) READING	DISSOLVED OXYGEN CHANGE*	TURBIDITY (NTU) READING	TURBIDITY CHANGE*	TEMPERATURE (degrees C) READING	TEMPERATURE CHANGE*	PUMPING RATE (ml/min)	DEPTH TO WATER (ft below TOC)
Start Pump	0838				NA		NA		NA		NA		NA		NA	1050	
Valve open	0839				0.00		0.000		0.000		0.00		0.00		0.00	1050	—
	0850		X	7.44	0.00	0.238	0.000	74	0.000	4.76	0.00	0.71	0.00	16.62	0.00	1050	—
					0.00		0.000		0.000		0.00		0.00		0.00		
					0.00		0.000		0.000		0.00		0.00		0.00		
					0.00		0.000		0.000		0.00		0.00		0.00		
					0.00		0.000		0.000		0.00		0.00		0.00		
					0.00		0.000		0.000		0.00		0.00		0.00		
					0.00		0.000		0.000		0.00		0.00		0.00		
					0.00		0.000		0.000		0.00		0.00		0.00		
					0.00		0.000		0.000		0.00		0.00		0.00		

COMMENTS: onsite @ 0828 well is off water company sampling well also: 09:00 Boy left / water Co shutting off valve

Times
0 10 (split sample) 0850
2 30
5

[RADIONUCLIDES SOC, IOC, POC + MIC water Co. Parameters]

TEMPERATURE CORRECTION FACTOR °C			0.0
MAKE/MODEL OF WQ METER:	U52	SERIAL #:	21097
MAKE/MODEL OF WQ METER:	2020	SERIAL #:	19294

Department Sanctioned Analytical Methods: pH (SM 4500-H+B), temp (SM 2550 B), spec. cond. (EPA 120.1), turbidity (EPA 180.1), DO (SM 4500-O G)

*INDICATOR PARAMETERS HAVE STABLIZED WHEN 3 CONSECUTIVE READINGS ARE WITHIN: ± 0.1 for pH; ± 3% for Specific Conductivity and Temperature; ± 10 mv for Redox Potential; and ± 10% for Dissolved Oxygen and Turbidity

TETRA TECH

Documentation of Field Calibration

Date: 7/6/16 Site Name: LMC Great Neck Project No.: 117-0507.642

Time	Pine S/N: 21293		Horiba U-___ Pre	Post	Calibration Lot #	Date Open	Date Expires	Temp (°C)
	Auto Calibration Solution	Temp (°C)						
		pH - 4.0						
		ORP (mV)						
		Cond. (mS/cm)						
		DO (mg/L)						
		Turbidity (NTU)						
12:52	2 Point pH Calibration	pH - 4.0	2.39	4.00	66A048	7/6/16	1/31/18	27.72
12:54		pH - 10.0	12.13	10.00	66B188	7/8/16	2/28/18	27.89
13:00	Calibration Check	pH 7.0 Check (±0.1)	X	7.01	66A544	7/6/16	1/31/18	27.93
13:03		Cond. Check	X	6.16	6686663	7/6/16	4/30/17	27.92
13:05	Conductivity Calibration^	0	0.0005	0.0001	NA	NA	NA	27.69
13:07		1.49	6.10	4.49	6666663	7/6/16	4/30/17	27.50
13:10	DO Check	0 mg/l DO	X	0.03	20141210373	7/6/16	8/17/17	28.20
~~13:18~~	DO Calibration	0% DO^			20141210373	7/6/16	8/17/17	
13:18		100 % DO	96.3%	100%	NA	NA	NA	27.94

Maintenance	
Changed pH Solution	
Replaced DO Membrane	
Cleaned Turbidity Sensor	
Replaced Batteries	

7.0 pH Check*		
Time	pH	Temp

Temperature Correction Value
0.0 °C

Comments

^ Calibration required if check is not within criteria outlined in SOPs (DO ≤ 0.3 mg/L and Conductivity: ± 1%)

* pH check every 3 hours OR immediately following completion (±0.2 pH units) of low flow sampling at well if well purging exceeds 3 hours

Time	Pine S/N:	Lamotte 2020_ Pre	Post	Calibration Lot #	Date Open	Date Expires
	0 NTU					
	1 NTU					
	10 NTU					

Comments

Turbidity Check Every 20 Samples		
Solution	Time	NTU
10		
10		

Time	Pine S/N 100 ppm Isobutylene Lot#	PID MiniRAE	
	Calibration	Pre	Post
	Fresh Air (ppm)		
	Calibration Gas (ppm)		
	Bump Test (ppm)	NA	

Comments

Time	Pine S/N 4 Gas Lot#		VRAE	
	Calibration		Pre	Post
	Fresh Air	LEL		
		O2		
		CO		
		H2S		
	Calibration Gas	LEL		
		O2		
		CO		
		H2S		
	Bump Test	LEL	NA	
		O2	NA	
		CO	NA	
		H2S	NA	

Comments

NA: Not Applicable

Person Performing Calibration: Priscilla Mehta Signature: [signature]

TETRA TECH

Documentation of Field Calibration

Date: 7/6/16 Site Name: LMC - Greatneck Project No.: 117-0507.642

Time	Pine S/N:		Horiba U-___ Pre	Post	Calibration Lot #	Date Open	Date Expires	Temp (°C)
	Auto Calibration Solution	Temp (°C)						
		pH - 4.0						
		ORP (mV)						
		Cond. (mS/cm)						
		DO (mg/L)						
		Turbidity (NTU)						
	2 Point pH Calibration	pH - 4.0						
		pH - 10.0						
	Calibration Check	pH 7.0 Check (±0.1)	X					
		Cond. Check ____	X					
	Conductivity Calibration^	0			NA	NA	NA	
		____						
	DO Check	0 mg/l DO	X					
	DO Calibration	0% DO^						
		100 % DO			NA	NA	N A	

Maintenance	
Changed pH Solution	
Replaced DO Membrane	
Cleaned Turbidity Sensor	
Replaced Batteries	

7.0 pH Check*		
Time	pH	Temp

Comments

Temperature Correction Value: °C

^ Calibration required if check is not within criteria outlined in SOPs (DO: ≤ 0.3 mg/L and Conductivity: ± 1%)

* pH check every 3 hours OR immediately following completion (±0.2 pH units) of low flow sampling at well if well purging exceeds 3 hours

Time	Pine S/N:		PID MiniRAE	
	Pine S/N			
	100 ppm Isobutylene Lot#			
	Calibration		Pre	Post
	Fresh Air (ppm)			
	Calibration Gas (ppm)			
	Bump Test (ppm)		NA	

Comments

Time	Pine S/N		VRAE Pre	Post
	4 Gas Lot#			
	Calibration		Pre	Post
	Fresh Air	LEL		
		O2		
		CO		
		H2S		
	Calibration Gas	LEL		
		O2		
		CO		
		H2S		
	Bump Test	LEL	NA	
		O2	NA	
		CO	NA	
		H2S	NA	

Comments

bl

Time	Pine S/N: 23455	Lamotte 2020_ Pre	Post	Calibration Lot #	Date Open	Date Expires
12:36	0 NTU	-0.27	-0.28	C68663	7/6/16	4/30/17
12:38	1 NTU	0.69	0.89	C595113	7/6/16	1/31/17
12:39	10 NTU	10.87	10.02	C587140	7/6/16	1/31/17

Comments

Turbidity Check Every 20 Samples		
Solution	Time	NTU
10		
10		

Person Performing Calibration: Pascalla Mentz Signature: [signature]

TETRA TECH

Documentation of Field Calibration

Date: 7/7/16 Site Name: Great Neck Project No.: 117-0507642.03

Time	Pine S/N: 21284		Horiba U-52 Pre	Horiba U-52 Post	Calibration Lot #	Date Open	Date Expires	Temp (°C)
	Auto Calibration Solution	Temp (°C)						
		pH - 4.0						
		ORP (mV)						
		Cond. (mS/cm)						
		DO (mg/L)						
		Turbidity (NTU)						
0753	2 Point pH Calibration	pH - 4.0	2.73	4.0	664048	7/7/16	1/31/18	24.20
0800		pH - 10.0	11.40	10.0	C68688	7/7/16	02/28/18	24.42
0806	Calibration Check	pH 7.0 Check (±0.1)		7.19	664544	7/7/16	01/31/18	24.20
0810		Cond. Check 4.49		5.24				24.43
08:2	Conductivity Calibration^	0	0.0004	0.000	NA	NA	NA	
		4.49	5.7 ~~0.0004~~	~~0.000~~ 4.49	C68663	7/7/16	4/30/17	23.94
08:15	DO Check	0 mg/l DO		0.00				26.91
08:17	DO Calibration	0% DO^						
		100 % DO	102.49	100%	NA	NA	NA	26.20

Maintenance	
Changed pH Solution	
Replaced DO Membrane	
Cleaned Turbidity Sensor	
Replaced Batteries	

7.0 pH Check*		
Time	pH	Temp
16:09	7.00	25.64

Comments

Temperature Correction Value: 0.0 °C

^ Calibration required if check is not within criteria outlined in SOPs (DO: ≤ 0.3 mg/L and Conductivity: ± 1%)

* pH check every 3 hours OR immediately following completion (±0.2 pH units) of low flow sampling at well if well purging exceeds 3 hours

Time	Pine S/N:	Lamotte 2020_ Pre	Lamotte 2020_ Post	Calibration Lot #	Date Open	Date Expires
	0 NTU					
	1 NTU					
	10 NTU					

Comments

Turbidity Check Every 20 Samples		
Solution	Time	NTU
10		
10		

Time	Pine S/N	PID MiniRAE	
	100 ppm Isobutylene Lot#		
	Calibration	Pre	Post
	Fresh Air (ppm)		
	Calibration Gas (ppm)		
	Bump Test (ppm)	NA	

Comments

Time	Pine S/N	VRAE	
	4 Gas Lot#		
	Calibration	Pre	Post
Fresh Air	LEL		
	O2		
	CO		
	H2S		
Calibration Gas	LEL		
	O2		
	CO		
	H2S		
Bump Test	LEL	NA	
	O2	NA	
	CO	NA	
	H2S	NA	

Comments

NA: Not Applicable

Person Performing Calibration: DDB

Signature: [signature]

TETRA TECH

Documentation of Field Calibration

Date: 7/7/16 Site Name: Great Neck Project No.: 117-0502642.03

Time	Pine S/N: 21123		Horiba U-52 Pre	Post	Calibration Lot #	Date Open	Date Expires	Temp (°C)
	Auto Calibration Solution	Temp (°C)						
		pH - 4.0						
		ORP (mV)						
		Cond. (mS/cm)						
		DO (mg/L)						
		Turbidity (NTU)						
0801	2 Point pH	pH - 4.0	3.45	4.0	6GA048	7/7/16	11/31/18	24.23
0805	Calibration	pH - 10.0	10.63	10.0	6GB188	7/7/16	02/28/18	24.06
0809	Calibration	pH 7.0 Check (±0.1)	X	7.12	6GA544	7/7/16	07/31/18	23.85
08:14	Check	Cond. Check 4.49	X	5.20				23.59
08:15	Conductivity	0	0.0008	0.0000	NA	NA	NA	
08:16	Calibration^	4.49	5.19	4.49	C686663	7/7/16	04/30/17	23.55
08:19	DO Check	0 mg/l DO	X	0.00				26.40
	DO	0% DO^						
08:22	Calibration	100 % DO	91.9%	100%	NA	NA	NA	25.22

Maintenance	
Changed pH Solution	
Replaced DO Membrane	
Cleaned Turbidity Sensor	
Replaced Batteries	

7.0 pH Check*		
Time	pH	Temp

Comments

Temperature Correction Value: 0.0 °C

^ Calibration required if check is not within criteria outlined in SOPs (DO: ≤ 0.3 mg/L and Conductivity: ± 1%)

*: pH check every 3 hours OR immediately following completion (±0.2 pH units) of low flow sampling at well if well purging exceeds 3 hours

Time	Pine S/N:	Lamotte 2020_ Pre	Post	Calibration Lot #	Date Open	Date Expires
	0 NTU					
	1 NTU					
	10 NTU					

Comments

Turbidity Check Every 20 Samples		
Solution	Time	NTU
10		
10		

Time	Pine S/N	PID MiniRAE	
	100 ppm Isobutylene Lot#		
	Calibration	Pre	Post
	Fresh Air (ppm)		
	Calibration Gas (ppm)		
	Bump Test (ppm)	NA	

Comments

Time	Pine S/N	VRAE	
	4 Gas Lot#		
	Calibration	Pre	Post
Fresh Air	LEL		
	O2		
	CO		
	H2S		
Calibration Gas	LEL		
	O2		
	CO		
	H2S		
Bump Test	LEL	NA	
	O2	NA	
	CO	NA	
	H2S	NA	

Comments

NA: Not Applicable

Person Performing Calibration: DDB

Signature: [signature]

TETRA TECH

Documentation of Field Calibration

Date: 7/7/16 Site Name: Great Neck Project No.: 117-0507642.03

Time	Pine S/N: 21097		Horiba U-52 Pre	Horiba U-52 Post	Calibration Lot #	Date Open	Date Expires	Temp (°C)
	Auto Calibration Solution	Temp (°C)						
		pH - 4.0						
		ORP (mV)						
		Cond. (mS/cm)						
		DO (mg/L)						
		Turbidity (NTU)						
7:32	2 Point pH Calibration	pH - 4.0	2.50	4.0	GCA048	7/7/16	01/31/18	25.70
7:35		pH - 10.0	12.03	10.00	GGB188	7/7/16	02/28/18	25.45
7:38	Calibration Check	pH 7.0 Check (±0.1)	X	7.00	GGA544	7/7/16	01/31/18	25.34
7:40		Cond. Check 4.49	X	5.91				25.60
7:42	Conductivity Calibration^	0	0.0005	0.000	NA	NA	NA	
7:44		4.49	5.91	4.49	EC68443	7/7/16	4/30/17	25.41
7:46	DO Check	0 mg/l DO	X					28.65
~~7:48~~	DO Calibration	0% DO^						
7:48		100 % DO	114%	100%	NA	NA	NA	27.12

Maintenance	
Changed pH Solution	
Replaced DO Membrane	
Cleaned Turbidity Sensor	
Replaced Batteries	

7.0 pH Check*		
Time	pH	Temp
1320	7.03	20.12
500	7.04	21.39

Comments

Temperature Correction Value: 0.0 °C

^ Calibration required if check is not within criteria outlined in SOPs (DO: ≤ 0.3 mg/L and Conductivity: ± 1%)

*: pH check every 3 hours OR immediately following completion (±0.2 pH units) of low flow sampling at well if well purging exceeds 3 hours

Time	Pine S/N:	Lamotte 2020_ Pre	Lamotte 2020_ Post	Calibration Lot #	Date Open	Date Expires
	0 NTU					
	1 NTU					
	10 NTU					

Comments

Turbidity Check Every 20 Samples		
Solution	Time	NTU
10		
10		

Time	Pine S/N	PID MiniRAE
	100 ppm Isobutylene Lot#	
	Calibration	Pre / Post
	Fresh Air (ppm)	
	Calibration Gas (ppm)	
	Bump Test (ppm)	NA

Comments

Time	Pine S/N	VRAE
	4 Gas Lot#	

Calibration		Pre	Post
Fresh Air	LEL		
	O2		
	CO		
	H2S		
Calibration Gas	LEL		
	O2		
	CO		
	H2S		
Bump Test	LEL	NA	
	O2	NA	
	CO	NA	
	H2S	NA	

Comments

NA: Not Applicable

Person Performing Calibration: DDB

Signature: [signature]

TETRA TECH

Documentation of Field Calibration

Date: 9/7/16 Site Name: Great Neck Project No.: 117-0507642.03

Horiba U-52

Time	Pine S/N: 21147		Pre	Post	Calibration Lot #	Date Open	Date Expires	Temp (°C)
	Auto Calibration Solution	Temp (°C)						
		pH - 4.0						
		ORP (mV)						
		Cond. (mS/cm)						
		DO (mg/L)						
		Turbidity (NTU)						
0743	2 Point pH Calibration	pH - 4.0	2.74	4.0	6GA048	7/7/16	01/31/18	24.93
0749		pH - 10.0	11.33	10.0	6G[illegible]	7/7/16	2/28/18	24.69
0752	Calibration Check	pH 7.0 Check (±0.1)	X	7.03	6GA544	7/7/16	1/31/18	24.51
0800		Cond. Check 4.49	X	5.64				24.41
0803	Conductivity Calibration^	0	0.0009	0.0000	NA	NA	NA	
0805		4.49	5.72	4.49	C686663	7/7/16	7/30/17	24.29
0807	DO Check	0 mg/l DO	X	0.00				27.82
0810	DO Calibration	0% DO^						
		100 % DO	81.49%	100%	NA	NA	NA	26.13

Maintenance	
Changed pH Solution	
Reolaced DO Membrane	
Cleaned Turbidity Sensor	
Replaced Batteries	

7.0 pH Check*		
Time	pH	Temp
6:00	7.09	25.00
2:10	7.03	25.10

Comments

Temperature Correction Value: 0.0 °C

^ Calibration required if check is not within criteria outlined in SOPs (DO: ≤ 0.3 mg/L and Conductivity: ± 1%)

*: pH check every 3 hours OR immediately following completion (±0.2 pH units) of low flow sampling at well if well purging exceeds 3 hours

Lamotte 2020_

Time	Pine S/N:	Pre	Post	Calibration Lot #	Date Open	Date Expires
	0 NTU					
	1 NTU					
	10 NTU					

Comments

Turbidity Check Every 20 Samples		
Solution	Time	NTU
10		
10		

PID MiniRAE

Time	Pine S/N		
	100 ppm Isobutylene Lot#		
	Calibration	Pre	Post
	Fresh Air (ppm)		
	Calibration Gas (ppm)		
	Bump Test (ppm)	NA	

Comments

VRAE

Time	Pine S/N			
	4 Gas Lot#			
	Calibration		Pre	Post
	Fresh Air	LEL		
		O2		
		CO		
		H2S		
	Calibration Gas	LEL		
		O2		
		CO		
		H2S		
	Bump Test	LEL	NA	
		O2	NA	
		CO	NA	
		H2S	NA	

Comments

NA: Not Applicable

Person Performing Calibration: DPB

Signature: [illegible]

TETRA TECH

Documentation of Field Calibration

Date: 7/7/16 Site Name: Great Neck Project No.: 117-0507642.03

Time	Pine S/N: 21164		Horiba U-52 Pre	Post	Calibration Lot #	Date Open	Date Expires	Temp (°C)
	Auto Calibration Solution	Temp (°C)						
		pH - 4.0						
		ORP (mV)						
		Cond. (mS/cm)						
		DO (mg/L)						
		Turbidity (NTU)						
0736	2 Point pH	pH - 4.0	2.97	4.0	664648	7/7/16	1/31/18	25.2
0712	Calibration	pH - 10.0	11.85	10.0	660188	7/7/16	2/28/18	24.8
07:48	Calibration	pH 7.0 Check (±0.1)	X	7.06	664544	7/7/16	01/31/18	24.5
07:52	Check	Cond. Check 4.49	X	5.51				24.5
07:54	Conductivity	0	0.0001	0.000	NA	NA	NA	
07:56	Calibration^	4.49	5.49	4.49	669663	7/7/16	4/30/17	24.3
08:00	DO Check	0 mg/l DO	X	0.00				27.0
	DO	0% DO^						
08:05	Calibration	100 % DO	98.52	100.92	NA	NA	NA	26.3

Maintenance	
Changed pH Solution	
Replaced DO Membrane	
Cleaned Turbidity Sensor	
Replaced Batteries	

7.0 pH Check*		
Time	pH	Temp
14:33	7.07	25.16

Comments

Temperature Correction Value: 0.0 °C

^ Calibration required if check is not within criteria outlined in SOPs (DO: ≤ 0.3 mg/L and Conductivity: ± 1%)

*: pH check every 3 hours OR immediately following completion (±0.2 pH units) of low flow sampling at well if well purging exceeds 3 hours

Time	Pine S/N:	Lamotte 2020_ Pre	Post	Calibration Lot #	Date Open	Date Expires
	0 NTU					
	1 NTU					
	10 NTU					

Comments

Turbidity Check Every 20 Samples		
Solution	Time	NTU
10		
10		

Time	Pine S/N	PID MiniRAE	
	100 ppm Isobutylene Lot#		
	Calibration	Pre	Post
	Fresh Air (ppm)		
	Calibration Gas (ppm)		
	Bump Test (ppm)	NA	

Comments

Time	Pine S/N	VRAE	
	4 Gas Lot#		
	Calibration	Pre	Post
Fresh Air	LEL		
	O2		
	CO		
	H2S		
Calibration Gas	LEL		
	O2		
	CO		
	H2S		
Bump Test	LEL	NA	
	O2	NA	
	CO	NA	
	H2S	NA	

Comments

NA: Not Applicable

Person Performing Calibration: DJB

Signature: [signature]

TETRA TECH

Documentation of Field Calibration

Date: 7/7/16

Site Name: LMC GREAT NECK

Project No.: 117-0507642.03

Time	Pine S/N: 21293		Horiba U-___ Pre	Horiba U-___ Post	Calibration Lot #	Date Open	Date Expires	Temp (°C)
	Auto Calibration Solution	Temp (°C)						
		pH - 4.0						
		ORP (mV)						
		Cond. (mS/cm)						
		DO (mg/L)						
		Turbidity (NTU)						
0520	2 Point pH Calibration	pH - 4.0	3.98	4.00	66A048	7/6/16	1/31/18	27.41
0523		pH - 10.0	9.91	10.0	66B186		2/28/18	27.24
0525	Calibration Check	pH 7.0 Check (±0.1)		7.03	66A544		1/31/18	27.59
0527		Cond. Check 4.49		4.50	C686663		4/30/17	27.63
	Conductivity Calibration^	0			NA	NA	NA	
		4.49			C686663	7/6/16	4/30/17	27.60
0533	DO Check	0 mg/l DO		0.00	201412073	7/6/16		
	DO Calibration	0% DO^						
0536		100 % DO	98.51	103%	NA	NA	NA	27.91

Maintenance	
Changed pH Solution	
Replaced DO Membrane	
Cleaned Turbidity Sensor	
Replaced Batteries	

Comments

7.0 pH Check*		
Time	pH	Temp
0700	7.02	25.12
1030	7.00	25.16
1700	7.10	26.01

Temperature Correction Value

°C

^ Calibration required if check is not within criteria outlined in SOPs (DO: ≤ 0.3 mg/L and Conductivity: ± 1%)

* pH check every 3 hours OR immediately following completion (±0.2 pH units) of low flow sampling at well if well purging exceeds 3 hours

Time	Pine S/N: 23455	Lamotte 2020_✓ Pre	Lamotte 2020_✓ Post	Calibration Lot #	Date Open	Date Expires
0534	0 NTU	-0.24	0.08	C686663	7/6/16	4/30/17
0527	1 NTU	0.74	0.91	C585113		1/31/17
0540	10 NTU	10.53	10.01	C584140		1/31/17

Comments

Turbidity Check Every 20 Samples		
Solution	Time	NTU
10		
10		

Time	Pine S/N	PID MiniRAE
	100 ppm Isobutylene Lot#	
	Calibration	Pre / Post
	Fresh Air (ppm)	
	Calibration Gas (ppm)	
	Bump Test (ppm)	NA

Comments

Time	Pine S/N	VRAE	
	4 Gas Lot#		
	Calibration	Pre	Post
	Fresh Air: LEL		
	Fresh Air: O2		
	Fresh Air: CO		
	Fresh Air: H2S		
	Calibration Gas: LEL		
	Calibration Gas: O2		
	Calibration Gas: CO		
	Calibration Gas: H2S		
	Bump Test: LEL	NA	
	Bump Test: O2	NA	
	Bump Test: CO	NA	
	Bump Test: H2S	NA	

Comments

NA: Not Applicable

Person Performing Calibration: Jan Bull

Signature:

TETRA TECH

Documentation of Field Calibration

Date: 7.7.16 Site Name: LMC- GN Project No.: 117 - 0507642.03

Time	Pine S/N:		Horiba U-___ Pre	Post	Calibration Lot #	Date Open	Date Expires	Temp (°C)
	Auto Calibration Solution	Temp (°C)						
		pH - 4.0						
		ORP (mV)						
		Cond. (mS/cm)						
		DO (mg/L)						
		Turbidity (NTU)						
	2 Point pH Calibration	pH - 4.0						
		pH - 10.0						
	Calibration Check	pH 7.0 Check (±0.1)	X					
		Cond. Check ____	X					
	Conductivity Calibration^	0			NA	NA	NA	
		____						
	DO Check	0 mg/l DO	X					
	DO Calibration	0% DO^						
		100 % DO			NA	NA	N A	

Maintenance	
Changed pH Solution	
Replaced DO Membrane	
Cleaned Turbidity Sensor	
Replaced Batteries	

7.0 pH Check*		
Time	pH	Temp

Temperature Correction Value
°C

Comments

^ Calibration required if check is not within criteria outlined in SOPs (DO: ≤ 0.3 mg/L and Conductivity: ± 1%)

* pH check every 3 hours OR immediately following completion (±0.2 pH units) of low flow sampling at well if well purging exceeds 3 hours

Time	Pine S/N: 29749	Lamotte 2020_ Pre	Post	Calibration Lot #	Date Open	Date Expires
750	0 NTU	-0.01	0.00	C686663	7.7.16	4.30.17
752	1 NTU	0.88	0.94	C585113	7.7.16	1.31.17
754	10 NTU	10.76	10.82	C584140	7.7.16	1.31.17

Comments

Turbidity Check Every 20 Samples		
Solution	Time	NTU
10		
10		

Time	Pine S/N	PID MiniRAE	
	100 ppm Isobutylene Lot#		
	Calibration	Pre	Post
	Fresh Air (ppm)		
	Calibration Gas (ppm)		
	Bump Test (ppm)	NA	

Comments

Time	Pine S/N	VRAE	
	4 Gas Lot#		
	Calibration	Pre	Post
	Fresh Air – LEL		
	Fresh Air – O2		
	Fresh Air – CO		
	Fresh Air – H2S		
	Calibration Gas – LEL		
	Calibration Gas – O2		
	Calibration Gas – CO		
	Calibration Gas – H2S		
	Bump Test – LEL	NA	
	Bump Test – O2	NA	
	Bump Test – CO	NA	
	Bump Test – H2S	NA	

Comments

NA: Not Applicable

Person Performing Calibration: Roy WAGNER Signature: Roy J Wagner

TETRA TECH

Documentation of Field Calibration

Date: 7.7.16 Site Name: LMC- GN Project No.: 117-0507642.03

Time	Pine S/N:		Horiba U-___ Pre	Post	Calibration Lot #	Date Open	Date Expires	Temp (°C)
	Auto Calibration Solution	Temp (°C)						
		pH - 4.0						
		ORP (mV)						
		Cond. (mS/cm)						
		DO (mg/L)						
		Turbidity (NTU)						
	2 Point pH Calibration	pH - 4.0						
		pH - 10.0						
	Calibration Check	pH 7.0 Check (±0.1)	X					
		Cond. Check ____	X					
	Conductivity Calibration^	0			NA	NA	NA	
		____						
	DO Check	0 mg/l DO	X					
	DO Calibration	0% DO^						
		100 % DO			NA	NA	N A	

Maintenance	
Changed pH Solution	
Replaced DO Membrane	
Cleaned Turbidity Sensor	
Replaced Batteries	

7.0 pH Check*		
Time	pH	Temp

Comments	Temperature Correction Value
	°C

^ Calibration required if check is not within criteria outlined in SOPs (DO: ≤ 0.3 mg/L and Conductivity: ± 1%)

*: pH check every 3 hours OR immediately following completion (±0.2 pH units) of low flow sampling at well if well purging exceeds 3 hours

Time	Pine S/N: 18829	Lamotte 2020_ Pre	Post	Calibration Lot #	Date Open	Date Expires
742	0 NTU	0.02	0.00	C686663	7-7-16	4.30.17
745	1 NTU	1.22	1.00	C585113	7-7-16	1.31.17
	10 NTU	8.37	10.00	C584140	7-7-16	1.31.17

Comments	Turbidity Check Every 20 Samples		
	Solution	Time	NTU
	10		
	10		

Time	Pine S/N 100 ppm Isobutylene Lot#	PID MiniRAE	
	Calibration	Pre	Post
	Fresh Air (ppm)		
	Calibration Gas (ppm)		
	Bump Test (ppm)	NA	
	Comments		

Time	Pine S/N 4 Gas Lot#		VRAE	
	Calibration		Pre	Post
	Fresh Air	LEL		
		O2		
		CO		
		H2S		
	Calibration Gas	LEL		
		O2		
		CO		
		H2S		
	Bump Test	LEL	NA	
		O2	NA	
		CO	NA	
		H2S	NA	
	Comments			

NA: Not Applicable

Person Performing Calibration: Ray J. WAGNER Signature: Ray J Wagner

TETRA TECH

Documentation of Field Calibration

Date: 7.7.16 Site Name: LMC- GN Project No.: 117-0507642-03

Time	Pine S/N:		Horiba U-___ Pre	Post	Calibration Lot #	Date Open	Date Expires	Temp (°C)
	Auto Calibration Solution	Temp (°C)						
		pH - 4.0						
		ORP (mV)						
		Cond. (mS/cm)						
		DO (mg/L)						
		Turbidity (NTU)						
	2 Point pH Calibration	pH - 4.0						
		pH - 10.0						
	Calibration Check	pH 7.0 Check (±0.1)	X					
		Cond. Check ____	X					
	Conductivity Calibration^	0			NA	NA	NA	
		____						
	DO Check	0 mg/l DO	X					
	DO Calibration	0% DO^						
		100 % DO			NA	NA	N A	

Maintenance	
Changed pH Solution	
Replaced DO Membrane	
Cleaned Turbidity Sensor	
Replaced Batteries	

7.0 pH Check*		
Time	pH	Temp

Comments

Temperature Correction Value
°C

^ Calibration required if check is not within criteria outlined in SOPs (DO: ≤ 0.3 mg/L and Conductivity: ± 1%)

*: pH check every 3 hours OR immediately following completion (±0.2 pH units) of low flow sampling at well if well purging exceeds 3 hours

Time	Pine S/N: 22369	Lamotte 2020_ Pre	Post	Calibration Lot #	Date Open	Date Expires
7:34	0 NTU	0.00	0.00	C686663	4.7.16	4.30.17
7:36	1 NTU	0.94	1.01	C585113	7.7.16	1.31.17
7:38	10 NTU	10.75	10.00	C584140	7.7.16	1-31-17

Comments

Turbidity Check Every 20 Samples		
Solution	Time	NTU
10		
10		

Time	Pine S/N	PID MiniRAE	
	100 ppm Isobutylene Lot#		
	Calibration	Pre	Post
	Fresh Air (ppm)		
	Calibration Gas (ppm)		
	Bump Test (ppm)	NA	

Comments

Time	Pine S/N	VRAE	
	4 Gas Lot#		
	Calibration	Pre	Post
Fresh Air	LEL		
	O2		
	CO		
	H2S		
Calibration Gas	LEL		
	O2		
	CO		
	H2S		
Bump Test	LEL	NA	
	O2	NA	
	CO	NA	
	H2S	NA	

Comments

NA: Not Applicable

Person Performing Calibration: Roy WAGNER Signature: Roy Wagner

TETRA TECH

Documentation of Field Calibration

Date: 7-7-16

Site Name: LMC-GN

Project No.: 117-0507642.03

Time	Pine S/N:		Horiba U-___ Pre	Horiba U-___ Post	Calibration Lot #	Date Open	Date Expires	Temp (°C)
	Auto Calibration Solution	Temp (°C)						
		pH - 4.0						
		ORP (mV)						
		Cond. (mS/cm)						
		DO (mg/L)						
		Turbidity (NTU)						
	2 Point pH Calibration	pH - 4.0						
		pH - 10.0						
	Calibration Check	pH 7.0 Check (±0.1)	X					
		Cond. Check ____	X					
	Conductivity Calibration^	0			NA	NA	NA	
		____						
	DO Check	0 mg/l DO	X					
	DO Calibration	0% DO^						
		100 % DO			NA	NA	N A	

Maintenance	
Changed pH Solution	
Replaced DO Membrane	
Cleaned Turbidity Sensor	
Replaced Batteries	

7.0 pH Check*		
Time	pH	Temp

Comments

Temperature Correction Value °C

^ Calibration required if check is not within criteria outlined in SOPs (DO: ≤ 0.3 mg/L and Conductivity: ± 1%)

* pH check every 3 hours OR immediately following completion (±0.2 pH units) of low flow sampling at well if well purging exceeds 3 hours

Time	Pine S/N: 19294	Lamotte 2020_ Pre	Lamotte 2020_ Post	Calibration Lot #	Date Open	Date Expires
07:27	0 NTU	0.00	0.00	C686663	7-7-16	4-30-17
07:29	1 NTU	0.97	1.00	C585113	7-7-16	1-31-17
07:31	10 NTU	10.38	10.02	C584140	7-7-16	1-31-17

Comments

Turbidity Check Every 20 Samples		
Solution	Time	NTU
10		
10		

Time	Pine S/N	PID MiniRAE	
	100 ppm Isobutylene Lot#		
	Calibration	Pre	Post
	Fresh Air (ppm)		
	Calibration Gas (ppm)		
	Bump Test (ppm)	NA	

Comments

Time	Pine S/N	VRAE	
	4 Gas Lot#		
	Calibration	Pre	Post
	Fresh Air: LEL		
	Fresh Air: O2		
	Fresh Air: CO		
	Fresh Air: H2S		
	Calibration Gas: LEL		
	Calibration Gas: O2		
	Calibration Gas: CO		
	Calibration Gas: H2S		
	Bump Test: LEL	NA	
	Bump Test: O2	NA	
	Bump Test: CO	NA	
	Bump Test: H2S	NA	

Comments

NA: Not Applicable

Person Performing Calibration: Roy WAGNER

Signature: Roy Wagner

TETRA TECH

Documentation of Field Calibration

Date: 7-7-16

Site Name: LMC-GN

Project No.: 117-0507642.03

Time	Pine S/N:		Horiba U-___ Pre	Post	Calibration Lot #	Date Open	Date Expires	Temp (°C)
	Auto Calibration Solution	Temp (°C)						
		pH - 4.0						
		ORP (mV)						
		Cond. (mS/cm)						
		DO (mg/L)						
		Turbidity (NTU)						
	2 Point pH Calibration	pH - 4.0						
		pH - 10.0						
	Calibration Check	pH 7.0 Check (±0.1)	X					
		Cond. Check ____	X					
	Conductivity Calibration^	0			NA	NA	NA	
		____						
	DO Check	0 mg/l DO	X					
	DO Calibration	0% DO^						
		100 % DO			NA	NA	N A	

Maintenance	
Changed pH Solution	
Replaced DO Membrane	
Cleaned Turbidity Sensor	
Replaced Batteries	

7.0 pH Check*		
Time	pH	Temp

Comments

Temperature Correction Value
°C

^ Calibration required if check is not within criteria outlined in SOPs (DO: ≤ 0.3 mg/L and Conductivity: ± 1%)

*: pH check every 3 hours OR immediately following completion (±0.2 pH units) of low flow sampling at well if well purging exceeds 3 hours

Time	Pine S/N: 19238	Lamotte 2020_ Pre	Post	Calibration Lot #	Date Open	Date Expires
720	0 NTU	0.00	0.00	C686663	7-7-16	4.30.17
722	1 NTU	1.13	1.01	C585113	7-7-16	1.31.17
	10 NTU	8.92	10.00	C584140	7-7-16	1.31.17

Comments

Turbidity Check Every 20 Samples		
Solution	Time	NTU
10		
10		

Time	Pine S/N	PID MiniRAE	
	100 ppm Isobutylene Lot#		
	Calibration	Pre	Post
	Fresh Air (ppm)		
	Calibration Gas (ppm)		
	Bump Test (ppm)	NA	

Comments

Time	Pine S/N	VRAE	
	4 Gas Lot#		
	Calibration	Pre	Post
	Fresh Air: LEL		
	Fresh Air: O2		
	Fresh Air: CO		
	Fresh Air: H2S		
	Calibration Gas: LEL		
	Calibration Gas: O2		
	Calibration Gas: CO		
	Calibration Gas: H2S		
	Bump Test: LEL	NA	
	Bump Test: O2	NA	
	Bump Test: CO	NA	
	Bump Test: H2S	NA	

Comments

NA: Not Applicable

Person Performing Calibration: Roy WAGNER

Signature: Roy J Wagner

TETRA TECH

Documentation of Field Calibration

Date: 7/8/16

Site Name: LMC – GreenNeck

Project No.: 117-0507642.03

Time	Pine S/N: 21164		Horiba U-___ Pre	Post	Calibration Lot #	Date Open	Date Expires	Temp (°C)
	Auto Calibration Solution	Temp (°C)						
		pH - 4.0						
		ORP (mV)						
		Cond. (mS/cm)						
		DO (mg/L)						
		Turbidity (NTU)						
0741	2 Point pH Calibration	pH - 4.0	4.12	4.00	6GA048	7/8/16	1/31/18	21.55
0751		pH - 10.0	9.37	10.00	6GB188		2/28/18	22.17
0757	Calibration Check	pH 7.0 Check (±0.1)	X	7.00	6GA544		1/31/18	22.41
0759		Cond. Check 4 c/4	X	1148	CGB6663		4/30/17	22.11
	Conductivity Calibration^	0			NA	NA	NA	
0800	DO Check	0 mg/l DO	X	0.00	2014120373	7/8/16	8/7/16	21.86
0802	DO Calibration	0% DO^						
		100 % DO	94.3	100.0	NA	NA	N A	22.14

Maintenance	
Changed pH Solution	
Replaced DO Membrane	
Cleaned Turbidity Sensor	
Replaced Batteries	
Comments	

7.0 pH Check*		
Time	pH	Temp
1220	7.04	28.75
1730	7.11	29.12

Temperature Correction Value
0.0 °C

^ Calibration required if check is not within criteria outlined in SOPs (DO: ≤ 0.3 mg/L and Conductivity: ± 1%)

*: pH check every 3 hours OR immediately following completion (±0.2 pH units) of low flow sampling at well if well purging exceeds 3 hours

Time	Pine S/N:	Lamotte 2020_ Pre	Post	Calibration Lot #	Date Open	Date Expires
	0 NTU					
	1 NTU					
	10 NTU					

Comments

Turbidity Check Every 20 Samples		
Solution	Time	NTU
10		
10		

Time	Pine S/N	PID MiniRAE
	100 ppm Isobutylene Lot#	
	Calibration	Pre / Post
	Fresh Air (ppm)	
	Calibration Gas (ppm)	
	Bump Test (ppm)	NA
	Comments	

Time	Pine S/N	VRAE
	4 Gas Lot#	
	Calibration	Pre / Post
Fresh Air	LEL	
	O2	
	CO	
	H2S	
Calibration Gas	LEL	
	O2	
	CO	
	H2S	
Bump Test	LEL	NA
	O2	NA
	CO	NA
	H2S	NA
	Comments	

NA: Not Applicable

Person Performing Calibration: Andrew Kelly

Signature: [signature]

TETRA TECH

Documentation of Field Calibration

Date: 7/8/16 Site Name: LMC - Great Neck Project No.: 117-0507642.03

Time	Pine S/N: 21293		Horiba U-52 Pre	Horiba U-52 Post	Calibration Lot #	Date Open	Date Expires	Temp (°C)
	Auto Calibration Solution	Temp (°C)						
		pH - 4.0						
		ORP (mV)						
		Cond. (mS/cm)						
		DO (mg/L)						
		Turbidity (NTU)						
707 0710	2 Point pH Calibration	pH - 4.0	4.03	4.00	GGA048	7/8/16	1/31/18	25.09
		pH - 10.0	9.96	10.00	GGB188		2/28/18	22.20
0713 0717	Calibration Check	pH 7.0 Check (±0.1)		7.08	GGA546		1/31/18	23.51
		Cond. Check 4.49		4.44	CG8663		4/30/17	23.31
	Conductivity Calibration^	0			NA	NA	NA	
0721	DO Check	0 mg/l DO		0.00	20141120-22		8/12/16	22.91
0722	DO Calibration	0% DO^						
		100 % DO	77.2	100.0	NA	NA	N A	22.70

Maintenance	
Changed pH Solution	
Replaced DO Membrane	
Cleaned Turbidity Sensor	
Replaced Batteries	

7.0 pH Check*		
Time	pH	Temp
1445	7.02	26.19

Comments

Temperature Correction Value: 0.0 °C

^ Calibration required if check is not within criteria outlined in SOPs (DO: ≤ 0.3 mg/L and Conductivity: ± 1%)

*: pH check every 3 hours OR immediately following completion (±0.2 pH units) of low flow sampling at well if well purging exceeds 3 hours

Time	Pine S/N:	Lamotte 2020_ Pre	Lamotte 2020_ Post	Calibration Lot #	Date Open	Date Expires
	0 NTU					
	1 NTU					
	10 NTU					

Comments

Turbidity Check Every 20 Samples		
Solution	Time	NTU
10		
10		

Time	Pine S/N	PID MiniRAE
	100 ppm Isobutylene Lot#	

Calibration	Pre	Post
Fresh Air (ppm)		
Calibration Gas (ppm)		
Bump Test (ppm)	NA	

Comments

Time	Pine S/N	VRAE
	4 Gas Lot#	

Calibration		Pre	Post
Fresh Air	LEL		
	O2		
	CO		
	H2S		
Calibration Gas	LEL		
	O2		
	CO		
	H2S		
Bump Test	LEL	NA	
	O2	NA	
	CO	NA	
	H2S	NA	

Comments

NA: Not Applicable

Person Performing Calibration: Andrew Kelly

Signature: [signature]

TETRA TECH

Documentation of Field Calibration

Date: 7/8/16

Site Name: LMC-Great Neck

Project No.: 117-0T07642.03

Time	Pine S/N: 21147		Horiba U-___ Pre	Horiba U-___ Post	Calibration Lot #	Date Open	Date Expires	Temp (°C)
	Auto Calibration Solution	Temp (°C)						
		pH - 4.0						
		ORP (mV)						
		Cond. (mS/cm)						
		DO (mg/L)						
		Turbidity (NTU)						
0732	2 Point pH Calibration	pH - 4.0	4.16	4.00	6GA046	7/8/16	1/31/18	23.36
0740		pH - 10.0	9.82	10.00	6G0188		2/28/18	22.22
0743	Calibration Check	pH 7.0 Check (±0.1)		7.00	6G04544		1/31/18	22.61
0750		Cond. Check 4.49		4.49	C686663		4/30/17	22.05
	Conductivity Calibration^	0			NA	NA	NA	
0753	DO Check	0 mg/l DO		0.00	204120373	7/8/16	8/17/16	22.02
0755	DO Calibration	0% DO^						
		100 % DO	82.5	100.0	NA	NA	NA	22.31

Maintenance	
Changed pH Solution	
Replaced DO Membrane	
Cleaned Turbidity Sensor	
Replaced Batteries	

7.0 pH Check*		
Time	pH	Temp

Comments

Temperature Correction Value: 0.0 °C

^ Calibration required if check is not within criteria outlined in SOPs (DO: ≤ 0.3 mg/L and Conductivity: ± 1%)

*: pH check every 3 hours OR immediately following completion (±0.2 pH units) of low flow sampling at well if well purging exceeds 3 hours

Time	Pine S/N:	Lamotte 2020_ Pre	Lamotte 2020_ Post	Calibration Lot #	Date Open	Date Expires
	0 NTU					
	1 NTU					
	10 NTU					

Comments

Turbidity Check Every 20 Samples		
Solution	Time	NTU
10		
10		

Time	Pine S/N	PID MiniRAE	
	100 ppm Isobutylene Lot#		
	Calibration	Pre	Post
	Fresh Air (ppm)		
	Calibration Gas (ppm)		
	Bump Test (ppm)	NA	

Comments

Time	Pine S/N	VRAE	
	4 Gas Lot#		
	Calibration	Pre	Post
	Fresh Air: LEL		
	Fresh Air: O2		
	Fresh Air: CO		
	Fresh Air: H2S		
	Calibration Gas: LEL		
	Calibration Gas: O2		
	Calibration Gas: CO		
	Calibration Gas: H2S		
	Bump Test: LEL	NA	
	Bump Test: O2	NA	
	Bump Test: CO	NA	
	Bump Test: H2S	NA	

Comments

NA: Not Applicable

Person Performing Calibration: Andrew Kelly

Signature: [signature]

TETRA TECH

Documentation of Field Calibration

Date: 7/9/16

Site Name: LMC - Great Neck

Project No.: 117-0507642.00

Time	Pine S/N: 21097		Horiba U-___ Pre	Post	Calibration Lot #	Date Open	Date Expires	Temp (°C)
	Auto Calibration Solution	Temp (°C)						
		pH - 4.0						
		ORP (mV)						
		Cond. (mS/cm)						
		DO (mg/L)						
		Turbidity (NTU)						
0724	2 Point pH Calibration	pH - 4.0	4.03	4.00	6GA048	7/8/16	1/31/18	23.17
0727		pH - 10.0	9.80	10.07	6GB188		2/28/18	22.8'
0731	Calibration Check	pH 7.0 Check (±0.1)	X	7.10	6GA544		1/31/18	22.73
0743		Cond. Check 4.49	X	4.51	C6B6613		4/30/17	22.18
	Conductivity Calibration^	0			NA	NA	NA	
0746	DO Check	0 mg/l DO	X	0.00	2014120373	7/8/16	8/7/16	22.07
0744	DO Calibration	0% DO^						
		100 % DO	94.4	100.0	NA	NA	NA	22.29

Maintenance	
Changed pH Solution	
Replaced DO Membrane	
Cleaned Turbidity Sensor	
Replaced Batteries	

7.0 pH Check*		
Time	pH	Temp

Comments

Temperature Correction Value: 0.0 °C

^ Calibration required if check is not within criteria outlined in SOPs (DO: ≤ 0.3 mg/L and Conductivity: ± 1%)

*: pH check every 3 hours OR immediately following completion (±0.2 pH units) of low flow sampling at well if well purging exceeds 3 hours

Time	Pine S/N:	Lamotte 2020_ Pre	Post	Calibration Lot #	Date Open	Date Expires
	0 NTU					
	1 NTU					
	10 NTU					

Comments

Turbidity Check Every 20 Samples		
Solution	Time	NTU
10		
10		

Time	Pine S/N	PID MiniRAE	
	100 ppm Isobutylene Lot#		
	Calibration	Pre	Post
	Fresh Air (ppm)		
	Calibration Gas (ppm)		
	Bump Test (ppm)	NA	

Comments

Time	Pine S/N	VRAE	
	4 Gas Lot#		
	Calibration	Pre	Post
	Fresh Air: LEL		
	Fresh Air: O2		
	Fresh Air: CO		
	Fresh Air: H2S		
	Calibration Gas: LEL		
	Calibration Gas: O2		
	Calibration Gas: CO		
	Calibration Gas: H2S		
	Bump Test: LEL	NA	
	Bump Test: O2	NA	
	Bump Test: CO	NA	
	Bump Test: H2S	NA	

Comments

NA: Not Applicable

Person Performing Calibration: Andrew Kelly

Signature:

TETRA TECH

Documentation of Field Calibration

Date: 7/8/16

Site Name: LMC-GN

Project No.: 117-0507642.03

Time	Pine S/N: 21284		Horiba U-___ Pre	Post	Calibration Lot #	Date Open	Date Expires	Temp (°C)
	Auto Calibration Solution	Temp (°C)						
		pH - 4.0						
		ORP (mV)						
		Cond. (mS/cm)						
		DO (mg/L)						
		Turbidity (NTU)						
0712	2 Point pH Calibration	pH - 4.0	4.01	4.00	66A078	7/8/16	1/31/18	22.4
0722		pH - 10.0	10.02	10.00	06B188		2/28/18	22.6
0731	Calibration Check	pH 7.0 Check (±0.1)		7.00	66A544		1/31/18	22.3
0734		Cond. Check 7/4		4.53	C666663		4/30/17	22.8
	Conductivity Calibration^	0			NA	NA	NA	
0742	DO Check	0 mg/l DO		0.071	20141203T3	7/8/16	8/17/16	21.58
0744	DO Calibration	0% DO^						
		100 % DO	95.1	100.0	NA	NA	N A	21.7

Maintenance	
Changed pH Solution	
Replaced DO Membrane	
Cleaned Turbidity Sensor	
Replaced Batteries	
Comments	

7.0 pH Check*		
Time	pH	Temp
1030	7.01	25.10
1247	7.01	25.14
1705	6.99	22.85
Temperature Correction Value		
0.0	°C	

^ Calibration required if check is not within criteria outlined in SOPs (DO: ≤ 0.3 mg/L and Conductivity ± 1%)

*: pH check every 3 hours OR immediately following completion (±0.2 pH units) of low flow sampling at well if well purging exceeds 3 hours

Time	Pine S/N:	Lamotte 2020_ Pre	Post	Calibration Lot #	Date Open	Date Expires
	0 NTU					
	1 NTU					
	10 NTU					

Comments

Turbidity Check Every 20 Samples		
Solution	Time	NTU
10		
10		

Time	Pine S/N	PID MiniRAE	
	100 ppm Isobutylene Lot#		
	Calibration	Pre	Post
	Fresh Air (ppm)		
	Calibration Gas (ppm)		
	Bump Test (ppm)	NA	
	Comments		

Time	Pine S/N	VRAE	
	4 Gas Lot#		
	Calibration	Pre	Post
	Fresh Air: LEL		
	Fresh Air: O2		
	Fresh Air: CO		
	Fresh Air: H2S		
	Calibration Gas: LEL		
	Calibration Gas: O2		
	Calibration Gas: CO		
	Calibration Gas: H2S		
	Bump Test: LEL	NA	
	Bump Test: O2	NA	
	Bump Test: CO	NA	
	Bump Test: H2S	NA	
	Comments		

NA: Not Applicable

Person Performing Calibration: Andrew Reilly

Signature: [illegible]

TETRA TECH

Documentation of Field Calibration

Date: 7/8/16 Site Name: Lmc- Great Neck Project No.: 117-0507.642.03

Time	Pine S/N:		Horiba U-___ Pre	Post	Calibration Lot #	Date Open	Date Expires	Temp (°C)
	Auto Calibration Solution	Temp (°C)						
		pH - 4.0						
		ORP (mV)						
		Cond. (mS/cm)						
		DO (mg/L)						
		Turbidity (NTU)						
	2 Point pH Calibration	pH - 4.0						
		pH - 10.0						
	Calibration Check	pH 7.0 Check (±0.1)	X					
		Cond. Check _____	X					
	Conductivity Calibration^	0			NA	NA	NA	
		_____						
	DO Check	0 mg/l DO	X					
	DO Calibration	0% DO^						
		100 % DO			NA	NA	N A	

Maintenance	
Changed pH Solution	
Replaced DO Membrane	
Cleaned Turbidity Sensor	
Replaced Batteries	

7.0 pH Check*		
Time	pH	Temp

Comments

Temperature Correction Value: °C

^ Calibration required if check is not within criteria outlined in SOPs (DO ± 0.3 mg/L and Conductivity ± 1%)

* pH check every 3 hours OR immediately following completion (±0.2 pH units) of low flow sampling at well if well purging exceeds 3 hours

Time	Pine S/N: 022369	Lamotte 2020_ Pre	Post	Calibration Lot #	Date Open	Date Expires
7:28	0 NTU	0.09	~~0.02~~ 0.02	C686663		4/30/17
7:29	1 NTU	1.00	1.00	C582513		1/31/17
7:31	10 NTU	9.95	10.05	C584140		1/31/17

Comments

Turbidity Check Every 20 Samples		
Solution	Time	NTU
10		
10		

Time	Pine S/N 100 ppm Isobutylene Lot#	PID MiniRAE
	Calibration	Pre / Post
	Fresh Air (ppm)	
	Calibration Gas (ppm)	
	Bump Test (ppm)	NA
	Comments	

Time	Pine S/N 4 Gas Lot#		VRAE
	Calibration		Pre / Post
	Fresh Air	LEL	
		O2	
		CO	
		H2S	
	Calibration Gas	LEL	
		O2	
		CO	
		H2S	
	Bump Test	LEL	NA
		O2	NA
		CO	NA
		H2S	NA
	Comments		

NA: Not Applicable

Person Performing Calibration: Priscilla Morris

TETRA TECH

Documentation of Field Calibration

Date: 7/8/16 Site Name: LMC-Great Neck Project No.: 117-0507.642.03

Time	Pine S/N:		Horiba U-___ Pre	Post	Calibration Lot #	Date Open	Date Expires	Temp (°C)
	Auto Calibration Solution	Temp (°C)						
		pH - 4.0						
		ORP (mV)						
		Cond. (mS/cm)						
		DO (mg/L)						
		Turbidity (NTU)						
	2 Point pH Calibration	pH - 4.0						
		pH - 10.0						
	Calibration Check	pH 7.0 Check (±0.1)						
		Cond. Check ____						
	Conductivity Calibration^	0			NA	NA	NA	
		____						
	DO Check	0 mg/l DO						
	DO Calibration	0% DO^						
		100 % DO			NA	NA	N A	

Maintenance	
Changed pH Solution	
Replaced DO Membrane	
Cleaned Turbidity Sensor	
Replaced Batteries	

7.0 pH Check*		
Time	pH	Temp

Comments

Temperature Correction Value: °C

^ Calibration required if check is not within criteria outlined in SOPs (DO: ≤ 0.3 mg/L and Conductivity: ± 1%)

* pH check every 3 hours OR immediately following completion (±0.2 pH units) of low flow sampling at well if well purging exceeds 3 hours

Time	Pine S/N: 018829	Lamotte 2020_ Pre	Post	Calibration Lot #	Date Open	Date Expires
7:24	0 NTU	-0.10	-0.10	C 686643	7/8/16	4/30/17
7:25	1 NTU	1.11	1.00	C 585113	7/8/16	11/31/17
7:26	10 NTU	10.06	4.98	C 584140	7/8/16	11/31/17

Comments

Turbidity Check Every 20 Samples		
Solution	Time	NTU
10		
10		

Time	Pine S/N 100 ppm Isobutylene Lot#	PID MiniRAE Pre	Post
	Calibration		
	Fresh Air (ppm)		
	Calibration Gas (ppm)		
	Bump Test (ppm)	NA	

Comments

Time	Pine S/N 4 Gas Lot#		VRAE Pre	Post
	Calibration			
	Fresh Air	LEL		
		O2		
		CO		
		H2S		
	Calibration Gas	LEL		
		O2		
		CO		
		H2S		
	Bump Test	LEL	NA	
		O2	NA	
		CO	NA	
		H2S	NA	

Comments

NA: Not Applicable

Person Performing Calibration: Prasilla Menta Signature: [signature]

TETRA TECH

Documentation of Field Calibration

Date: 7/8/16

Site Name: CMC - Great Neck

Project No.: 117-0507.642.03

Time	Pine S/N:		Horiba U-___ Pre	Horiba U-___ Post	Calibration Lot #	Date Open	Date Expires	Temp (°C)
	Auto Calibration Solution	Temp (°C)						
		pH - 4.0						
		ORP (mV)						
		Cond. (mS/cm)						
		DO (mg/L)						
		Turbidity (NTU)						
	2 Point pH Calibration	pH - 4.0						
		pH - 10.0						
	Calibration Check	pH 7.0 Check (±0.1)	X					
		Cond. Check ____	X					
	Conductivity Calibration^	0			NA	NA	NA	
		____						
	DO Check	0 mg/l DO	X					
	DO Calibration	0% DO^						
		100 % DO			NA	NA	N A	

Maintenance	
Changed pH Solution	
Replaced DO Membrane	
Cleaned Turbidity Sensor	
Replaced Batteries	
Comments	

7.0 pH Check*		
Time	pH	Temp
Temperature Correction Value		
°C		

^ Calibration required if check is not within criteria outlined in SOPs (DO: ≤ 0.3 mg/L and Conductivity: ± 1%)

* pH check every 3 hours OR immediately following completion (±0.2 pH units) of low flow sampling at well if well purging exceeds 3 hours

Time	Pine S/N: 019294	Lamotte 2020_ Pre	Lamotte 2020_ Post	Calibration Lot #	Date Open	Date Expires
7:20	0 NTU	0.19	0.10	C686663	7/8/16	4/30/17
7:21	1 NTU	1.00	1.00	C585113	7/8/16	1/31/19
7:22	10 NTU	10.04	10.01	C585140	7/8/16	1/31/17

Comments

Turbidity Check Every 20 Samples		
Solution	Time	NTU
10		
10		

Time	Pine S/N 100 ppm Isobutylene Lot#	PID MiniRAE
	Calibration	Pre / Post
	Fresh Air (ppm)	
	Calibration Gas (ppm)	
	Bump Test (ppm)	NA
	Comments	

Time	Pine S/N 4 Gas Lot#		VRAE
	Calibration		Pre / Post
	Fresh Air	LEL	
		O2	
		CO	
		H2S	
	Calibration Gas	LEL	
		O2	
		CO	
		H2S	
	Bump Test	LEL	NA
		O2	NA
		CO	NA
		H2S	NA
	Comments		

NA: Not Applicable

Person Performing Calibration: Perrilla Mentz

Signature: [signature]

TETRA TECH

Documentation of Field Calibration

Date: 7/8/16 Site Name: LMC-Great Neck Project No.: 117-0507.642.03

Time	Pine S/N:		Horiba U-___ Pre	Post	Calibration Lot #	Date Open	Date Expires	Temp (°C)
	Auto Calibration Solution	Temp (°C)						
		pH - 4.0						
		ORP (mV)						
		Cond. (mS/cm)						
		DO (mg/L)						
		Turbidity (NTU)						
	2 Point pH Calibration	pH - 4.0						
		pH - 10.0						
	Calibration Check	pH 7.0 Check (±0.1)	X					
		Cond. Check ____	X					
	Conductivity Calibration^	0			NA	NA	NA	
		____						
	DO Check	0 mg/l DO	X					
	DO Calibration	0% DO^						
		100 % DO			NA	NA	N A	

Maintenance	
Changed pH Solution	
Replaced DO Membrane	
Cleaned Turbidity Sensor	
Replaced Batteries	

7.0 pH Check*		
Time	pH	Temp

Comments

Temperature Correction Value: °C

^ Calibration required if check is not within criteria outlined in SOPs (DO: ≤ 0.3 mg/L and Conductivity: ± 1%)

*: pH check every 3 hours OR immediately following completion (±0.2 pH units) of low flow sampling at well if well purging exceeds 3 hours

Time	Pine S/N: 23455	Lamotte 2020_ Pre	Post	Calibration Lot #	Date Open	Date Expires
07:16	0 NTU	-0.31	-0.31	C686665	7/8/16	4/30/17
07:17	1 NTU	0.62	0.80	C585113	7/8/16	1/31/17
07:18	10 NTU	9.85	9.99	C584140	7/8/16	1/31/17

Comments

Turbidity Check Every 20 Samples		
Solution	Time	NTU
10		
10		

Time	Pine S/N 100 ppm Isobutylene Lot#	PID MiniRAE
	Calibration	Pre / Post
	Fresh Air (ppm)	
	Calibration Gas (ppm)	
	Bump Test (ppm)	NA

Comments

Time	Pine S/N 4 Gas Lot#		VRAE
	Calibration		Pre / Post
	Fresh Air	LEL	
		O2	
		CO	
		H2S	
	Calibration Gas	LEL	
		O2	
		CO	
		H2S	
	Bump Test	LEL	NA
		O2	NA
		CO	NA
		H2S	NA

Comments

NA: Not Applicable

Person Performing Calibration: Priscilla Mendoza Signature: [signature]

TETRA TECH

Documentation of Field Calibration

Date: 7/8/16

Site Name: CMC-GREAT Neck

Project No.: 117-0507.642.03

Time	Pine S/N:		Horiba U-___ Pre	Post	Calibration Lot #	Date Open	Date Expires	Temp (°C)
	Auto Calibration Solution	Temp (°C)						
		pH - 4.0						
		ORP (mV)						
		Cond. (mS/cm)						
		DO (mg/L)						
		Turbidity (NTU)						
	2 Point pH Calibration	pH - 4.0						
		pH - 10.0						
	Calibration Check	pH 7.0 Check (±0.1)						
		Cond. Check ___						
	Conductivity Calibration^	0			NA	NA	NA	
		___						
	DO Check	0 mg/l DO						
	DO Calibration	0% DO^						
		100 % DO			NA	NA	N A	

Maintenance	
Changed pH Solution	
Replaced DO Membrane	
Cleaned Turbidity Sensor	
Replaced Batteries	

7.0 pH Check*		
Time	pH	Temp

Temperature Correction Value
°C

Comments

^ Calibration required if check is not within criteria outlined in SOPs (DO: ≤ 0.3 mg/L and Conductivity: ± 1%)

* pH check every 3 hours OR immediately following completion (±0.2 pH units) of low flow sampling at well if well purging exceeds 3 hours

Time	Pine S/N: 19238	Lamotte 2020_ Pre	Post	Calibration Lot #	Date Open	Date Expires
7:10	0 NTU	0.08	0.05	C686663	7/8/16	4/30/17
7:12	1 NTU	1.22	1.05	C585113	7/8/16	1/31/17
7:14	10 NTU	9.83	9.98	C584140	7/8/16	1/31/17

Comments

Turbidity Check Every 20 Samples		
Solution	Time	NTU
10		
10		

Time	Pine S/N	PID MiniRAE	
	100 ppm Isobutylene Lot#		
	Calibration	Pre	Post
	Fresh Air (ppm)		
	Calibration Gas (ppm)		
	Bump Test (ppm)	NA	

Comments

Time	Pine S/N	VRAE	
	4 Gas Lot#		
	Calibration	Pre	Post
	Fresh Air: LEL		
	Fresh Air: O2		
	Fresh Air: CO		
	Fresh Air: H2S		
	Calibration Gas: LEL		
	Calibration Gas: O2		
	Calibration Gas: CO		
	Calibration Gas: H2S		
	Bump Test: LEL	NA	
	Bump Test: O2	NA	
	Bump Test: CO	NA	
	Bump Test: H2S	NA	

Comments

NA: Not Applicable

Person Performing Calibration: Prisulla Menta

Signature: [signature]

TETRA TECH

Documentation of Field Calibration

Date: 7/8/16

Site Name: LMC-Great Neck

Project No.: 117-0507.642.03

Time	Pine S/N:		Horiba U-___ Pre	Post	Calibration Lot #	Date Open	Date Expires	Temp (°C)
	Auto Calibration Solution	Temp (°C)						
		pH - 4.0						
		ORP (mV)						
		Cond. (mS/cm)						
		DO (mg/L)						
		Turbidity (NTU)						
	2 Point pH Calibration	pH - 4.0						
		pH - 10.0						
	Calibration Check	pH 7.0 Check (±0.1)	X					
		Cond. Check ____	X					
	Conductivity Calibration^	0			NA	NA	NA	
		____						
	DO Check	0 mg/l DO	X					
	DO Calibration	0% DO^						
		100 % DO			NA	NA	N A	

Maintenance	
Changed pH Solution	
Replaced DO Membrane	
Cleaned Turbidity Sensor	
Replaced Batteries	

7.0 pH Check*		
Time	pH	Temp

Comments

Temperature Correction Value: °C

^ Calibration required if check is not within criteria outlined in SOPs (DO: ≤ 0.3 mg/L and Conductivity: ± 1%)

* pH check every 3 hours OR immediately following completion (±0.2 pH units) of low flow sampling at well if well purging exceeds 3 hours

Time	Pine S/N: 029749	Lamotte 2020_ Pre	Post	Calibration Lot #	Date Open	Date Expires
7:06	0 NTU	0.13	0.11	C686663	7/8/16	4/30/17
7:07	1 NTU	1.00	1.00	C585113	7/8/16	1/31/17
7:09	10 NTU	9.79	9.99	C564440	7/8/16	1/31/17

Comments

Turbidity Check Every 20 Samples		
Solution	Time	NTU
10		
10		

Time	Pine S/N 100 ppm Isobutylene Lot#	PID MiniRAE	
	Calibration	Pre	Post
	Fresh Air (ppm)		
	Calibration Gas (ppm)		
	Bump Test (ppm)	NA	
	Comments		

Time	Pine S/N 4 Gas Lot#		VRAE	
	Calibration		Pre	Post
	Fresh Air	LEL		
		O2		
		CO		
		H2S		
	Calibration Gas	LEL		
		O2		
		CO		
		H2S		
	Bump Test	LEL	NA	
		O2	NA	
		CO	NA	
		H2S	NA	
	Comments			

NA: Not Applicable

Person Performing Calibration: Prasulla Mehta

Signature: [signature]

TETRA TECH

Documentation of Field Calibration

Date: 7/11/16

Site Name: LMC - GN

Project No.: 117-0507642.03

Time	Pine S/N: 21123		Horiba U-52 Pre	Horiba U-52 Post	Calibration Lot #	Date Open	Date Expires	Temp (°C)
	Auto Calibration Solution	Temp (°C)						
		pH - 4.0						
		ORP (mV)						
		Cond. (mS/cm)						
		DO (mg/L)						
		Turbidity (NTU)						
0806	2 Point pH Calibration	pH - 4.0	4.07	4.00	6GA048	7/11/16	1/31/18	25.28
0811		pH - 10.0	9.82	10.00	6C.17188		2/28/18	25.16
0818	Calibration Check	pH 7.0 Check (±0.1)		7.00	6GA594		1/31/18	25.66
0820		Cond. Check 4.49		4.51	C686663		4/30/17	25.02
	Conductivity Calibration^	0			NA	NA	NA	
0822	DO Check	0 mg/l DO		0.00	20/4/2018		8/17/16	25.28
	DO Calibration	0% DO^						
0825		100 % DO	97.8	100.0	NA	NA	NA	25.26

Maintenance	
Changed pH Solution	
Replaced DO Membrane	
Cleaned Turbidity Sensor	
Replaced Batteries	

7.0 pH Check*		
Time	pH	Temp
1030	7.03	24.31
1130	7.04	25.32
1530	7.05	26.84

Comments

Temperature Correction Value: 0.0 °C

^ Calibration required if check is not within criteria outlined in SOPs (DO: ≤ 0.3 mg/L and Conductivity: ± 1%)

*: pH check every 3 hours OR immediately following completion (±0.2 pH units) of low flow sampling at well if well purging exceeds 3 hours

Time	Pine S/N:	Lamotte 2020_ Pre	Lamotte 2020_ Post	Calibration Lot #	Date Open	Date Expires
	0 NTU					
	1 NTU					
	10 NTU					

Comments

Turbidity Check Every 20 Samples		
Solution	Time	NTU
10		
10		

Time	Pine S/N	PID MiniRAE	
	100 ppm Isobutylene Lot#		
	Calibration	Pre	Post
	Fresh Air (ppm)		
	Calibration Gas (ppm)		
	Bump Test (ppm)	NA	

Comments

Time	Pine S/N	VRAE	
	4 Gas Lot#		
	Calibration	Pre	Post
	Fresh Air: LEL		
	Fresh Air: O2		
	Fresh Air: CO		
	Fresh Air: H2S		
	Calibration Gas: LEL		
	Calibration Gas: O2		
	Calibration Gas: CO		
	Calibration Gas: H2S		
	Bump Test: LEL	NA	
	Bump Test: O2	NA	
	Bump Test: CO	NA	
	Bump Test: H2S	NA	

Comments

NA: Not Applicable

Person Performing Calibration: Andrew Kelly

Signature: [signature]

TETRA TECH

Documentation of Field Calibration

Date: 7/11/16 Site Name: LMC-GN Project No.: 117-0507642-03

Time	Pine S/N: 21097		Horiba U-52 Pre	Horiba U-52 Post	Calibration Lot #	Date Open	Date Expires	Temp (°C)
	Auto Calibration Solution	Temp (°C)						
		pH - 4.0						
		ORP (mV)						
		Cond. (mS/cm)						
		DO (mg/L)						
		Turbidity (NTU)						
0753	2 Point pH Calibration	pH - 4.0	4.05	4.00	6GA048	7/11/16	1/31/18	25.00
0804		pH - 10.0	9.90	10.00	6GB188		2/28/18	25.50
0809	Calibration Check	pH 7.0 Check (±0.1)	X	7.00	6GA544		1/31/18	25.52
0815		Cond. Check 4.49	X	4.53	6GC460		4/30/17	25.60
	Conductivity Calibration^	0			NA	NA	NA	
0817	DO Check	0 mg/l DO	X	0.00	20.4120377	7/11/16	8/17/16	25.67
	DO Calibration	0% DO^						
0819		100 % DO	103.0	100.0	NA	NA	N A	25.65

Maintenance	
Changed pH Solution	
Replaced DO Membrane	
Cleaned Turbidity Sensor	
Replaced Batteries	

7.0 pH Check*		
Time	pH	Temp
1315	7.09	25.06
1701	7.02	25.10

Comments

Temperature Correction Value: 0.0 °C

^ Calibration required if check is not within criteria outlined in SOPs (DO: ≤ 0.3 mg/L and Conductivity: ± 1%)

*: pH check every 3 hours OR immediately following completion (±0.2 pH units) of low flow sampling at well if well purging exceeds 3 hours

Time	Pine S/N:	Lamotte 2020_ Pre	Lamotte 2020_ Post	Calibration Lot #	Date Open	Date Expires
	0 NTU					
	1 NTU					
	10 NTU					

Comments

Turbidity Check Every 20 Samples		
Solution	Time	NTU
10		
10		

Time	Pine S/N	PID MiniRAE	
	100 ppm Isobutylene Lot#		
	Calibration	Pre	Post
	Fresh Air (ppm)		
	Calibration Gas (ppm)		
	Bump Test (ppm)	NA	

Comments

Time	Pine S/N	VRAE	
	4 Gas Lot#		
	Calibration	Pre	Post
	Fresh Air: LEL		
	Fresh Air: O2		
	Fresh Air: CO		
	Fresh Air: H2S		
	Calibration Gas: LEL		
	Calibration Gas: O2		
	Calibration Gas: CO		
	Calibration Gas: H2S		
	Bump Test: LEL	NA	
	Bump Test: O2	NA	
	Bump Test: CO	NA	
	Bump Test: H2S	NA	

Comments

NA: Not Applicable

Person Performing Calibration: Andrew Kelly

Signature: [signature]

TETRA TECH

Documentation of Field Calibration

Date: 7/11/16

Site Name: LMC- GN

Project No.: 117-0507642.03

Time	Pine S/N: 21284		Horiba U-52 Pre	Horiba U-52 Post	Calibration Lot #	Date Open	Date Expires	Temp (°C)
	Auto Calibration Solution	Temp (°C)						
		pH - 4.0						
		ORP (mV)						
		Cond. (mS/cm)						
		DO (mg/L)						
		Turbidity (NTU)						
0741	2 Point pH Calibration	pH - 4.0	3.94	4.00	6GA018	7/11/16	1/31/18	25.10
0751		pH - 10.0	9.99	10.00	6GB18		2/28/18	25.21
0805	Calibration Check	pH 7.0 Check (±0.1)		7.10	6GA544		1/31/18	25.32
0807		Cond. Check 4.49		4.53	C686663		4/30/17	25.07
	Conductivity Calibration^	0			NA	NA	NA	
0810	DO Check	0 mg/l DO		0.00	2014120378	7/11/16	8/17/16	25.40
0813	DO Calibration	0% DO^						
		100 % DO	98.1	100.6	NA	NA	NA	

Maintenance	
Changed pH Solution	
Replaced DO Membrane	
Cleaned Turbidity Sensor	
Replaced Batteries	

7.0 pH Check*		
Time	pH	Temp
1031	7.01	29.10
1247	7.01	29.14
1505	6.99	22.85

Comments

Temperature Correction Value: 0.0 °C

^ Calibration required if check is not within criteria outlined in SOPs (DO: ≤ 0.3 mg/L and Conductivity: ± 1%)

*: pH check every 3 hours OR immediately following completion (±0.2 pH units) of low flow sampling at well if well purging exceeds 3 hours

Time	Pine S/N:	Lamotte 2020 Pre	Lamotte 2020 Post	Calibration Lot #	Date Open	Date Expires
	0 NTU					
	1 NTU					
	10 NTU					

Comments

Turbidity Check Every 20 Samples		
Solution	Time	NTU
10		
10		

Time	Pine S/N	PID MiniRAE	
	100 ppm Isobutylene Lot#		
	Calibration	Pre	Post
	Fresh Air (ppm)		
	Calibration Gas (ppm)		
	Bump Test (ppm)	NA	

Comments

Time	Pine S/N	VRAE	
	4 Gas Lot#		
	Calibration	Pre	Post
	Fresh Air: LEL		
	Fresh Air: O2		
	Fresh Air: CO		
	Fresh Air: H2S		
	Calibration Gas: LEL		
	Calibration Gas: O2		
	Calibration Gas: CO		
	Calibration Gas: H2S		
	Bump Test: LEL	NA	
	Bump Test: O2	NA	
	Bump Test: CO	NA	
	Bump Test: H2S	NA	

Comments

NA: Not Applicable

Person Performing Calibration: Andrew Kolly

Signature:

TETRA TECH

Documentation of Field Calibration

Date: 7/11/16

Site Name: LMC- GN

Project No.: 117 ~~GAE~~ 0507642.03

Time	Pine S/N: 21164		Horiba U-52 Pre	Horiba U-52 Post	Calibration Lot #	Date Open	Date Expires	Temp (°C)
	Auto Calibration Solution	Temp (°C)						
		pH - 4.0						
		ORP (mV)						
		Cond. (mS/cm)						
		DO (mg/L)						
		Turbidity (NTU)						
0732	2 Point pH Calibration	pH - 4.0	3.55	4.00	6G1048	7/11/16	1/31/18	25.43
0740		pH - 10.0	10.66	10.00	6GB158		2/28/18	25.04
0746	Calibration Check	pH 7.0 Check (±0.1)	X	7.07	6GA341		1/31/18	25.48
0748		Cond. Check 4.44	X	4.45	C686663		4/30/17	25.08
	Conductivity Calibration^	0			NA	NA	NA	
0752	DO Check	0 mg/l DO	X	0.00	2014120728	7/11/16	8/27/16	25.56
0755	DO Calibration	0% DO^						
		100 % DO	97.5	100.0	NA	NA	NA	25.77

Maintenance	
Changed pH Solution	
Replaced DO Membrane	
Cleaned Turbidity Sensor	
Replaced Batteries	

7.0 pH Check*		
Time	pH	Temp

Comments

Temperature Correction Value
°C

^ Calibration required if check is not within criteria outlined in SOPs (DO: ≤ 0.3 mg/L and Conductivity: ± 1%)

*: pH check every 3 hours OR immediately following completion (±0.2 pH units) of low flow sampling at well if well purging exceeds 3 hours

Time	Pine S/N:	Lamotte 2020_ Pre	Lamotte 2020_ Post	Calibration Lot #	Date Open	Date Expires
	0 NTU					
	1 NTU					
	10 NTU					

Comments

Turbidity Check Every 20 Samples		
Solution	Time	NTU
10		
10		

Time	Pine S/N	PID MiniRAE
	100 ppm Isobutylene Lot#	
	Calibration	Pre / Post
	Fresh Air (ppm)	
	Calibration Gas (ppm)	
	Bump Test (ppm)	NA

Comments

Time	Pine S/N	VRAE
	4 Gas Lot#	

Calibration		Pre	Post
Fresh Air	LEL		
	O2		
	CO		
	H2S		
Calibration Gas	LEL		
	O2		
	CO		
	H2S		
Bump Test	LEL	NA	
	O2	NA	
	CO	NA	
	H2S	NA	

Comments

NA: Not Applicable

Person Performing Calibration: Andrew Kelly

Signature: [signature]

TETRA TECH

Documentation of Field Calibration

Date: 7/11/16

Site Name: LMC Great Neck

Project No.: 117-050 7642.03

Time	Pine S/N:		Horiba U-___ Pre	Horiba U-___ Post	Calibration Lot #	Date Open	Date Expires	Temp (°C)
	Auto Calibration Solution	Temp (°C)						
		pH - 4.0						
		ORP (mV)						
		Cond. (mS/cm)						
		DO (mg/L)						
		Turbidity (NTU)						
	2 Point pH Calibration	pH - 4.0						
		pH - 10.0						
	Calibration Check	pH 7.0 Check (±0.1)	X					
		Cond. Check _____	X					
	Conductivity Calibration^	0			NA	NA	NA	
		_____						
	DO Check	0 mg/l DO	X					
	DO Calibration	0% DO^						
		100 % DO			NA	NA	N A	

Maintenance	
Changed pH Solution	
Replaced DO Membrane	
Cleaned Turbidity Sensor	
Replaced Batteries	

7.0 pH Check*		
Time	pH	Temp

Comments

Temperature Correction Value °C

^ Calibration required if check is not within criteria outlined in SOPs (DO: ≤ 0.3 mg/L and Conductivity ± 1%)

* pH check every 3 hours OR immediately following completion (±0.2 pH units) of low flow sampling at well if well purging exceeds 3 hours

Time	Pine S/N: 19238	Lamotte 2020WE Pre	Lamotte 2020WE Post	Calibration Lot #	Date Open	Date Expires
0744	0 NTU	0.17	0.10	GCS 43	7/11/16	0 11-6/17
0745	1 NTU	0.86	0.97	CS 53113	7/11	1/31/17
0746	10 NTU	8.53	10.01	CS 84140	7/11/16	1/31/17

Comments: over range for 0.0

Turbidity Check Every 20 Samples		
Solution	Time	NTU
10		
10		

Time	Pine S/N 100 ppm Isobutylene Lot#	PID MiniRAE
	Calibration	Pre / Post
	Fresh Air (ppm)	
	Calibration Gas (ppm)	
	Bump Test (ppm)	NA
	Comments	

Time	Pine S/N 4 Gas Lot#		VRAE
	Calibration		Pre / Post
	Fresh Air	LEL	
		O2	
		CO	
		H2S	
	Calibration Gas	LEL	
		O2	
		CO	
		H2S	
	Bump Test	LEL	NA
		O2	NA
		CO	NA
		H2S	NA
	Comments		

NA: Not Applicable

Person Performing Calibration: Dan Brockelhoff

Signature: [signature]

TETRA TECH

Documentation of Field Calibration

Date: 7/11/16 Site Name: LMC Great Neck Project No.: 117-050 7642.03

Time	Pine S/N:		Horiba U-___ Pre	Horiba U-___ Post	Calibration Lot #	Date Open	Date Expires	Temp (°C)
	Auto Calibration Solution	Temp (°C)						
		pH - 4.0						
		ORP (mV)						
		Cond. (mS/cm)						
		DO (mg/L)						
		Turbidity (NTU)						
	2 Point pH Calibration	pH - 4.0						
		pH - 10.0						
	Calibration Check	pH 7.0 Check (±0.1)	X					
		Cond. Check ___	X					
	Conductivity Calibration^	0			NA	NA	NA	
	DO Check	0 mg/l DO	X					
	DO Calibration	0% DO^						
		100 % DO			NA	NA	N A	

Maintenance	
Changed pH Solution	
Replaced DO Membrane	
Cleaned Turbidity Sensor	
Replaced Batteries	

7.0 pH Check*		
Time	pH	Temp

Comments

Temperature Correction Value: °C

^ Calibration required if check is not within criteria outlined in SOPs (DO: ≤ 0.3 mg/L and Conductivity: ± 1%)

* pH check every 3 hours OR immediately following completion (±0.2 pH units) of low flow sampling at well if well purging exceeds 3 hours

Time	Pine S/N:		PID MiniRAE Pre	PID MiniRAE Post
	Pine S/N			
	100 ppm Isobutylene Lot#			
	Calibration		Pre	Post
	Fresh Air (ppm)			
	Calibration Gas (ppm)			
	Bump Test (ppm)		NA	

Comments

Time	Pine S/N		VRAE Pre	VRAE Post
	Pine S/N			
	4 Gas Lot#			
	Calibration		Pre	Post
	Fresh Air	LEL		
		O2		
		CO		
		H2S		
	Calibration Gas	LEL		
		O2		
		CO		
		H2S		
	Bump Test	LEL	NA	
		O2	NA	
		CO	NA	
		H2S	NA	

Comments

NA: Not Applicable

Time	Pine S/N: 029749	Lamotte 2020wF Pre	Lamotte 2020wF Post	Calibration Lot #	Date Open	Date Expires
0735	0 NTU	0.10	0.01	C686663	7/11/16	04/30/17
0736	1 NTU	0.66	1.0	C585113	7/11/16	1/31/17
0737	10 NTU	10.21	10.0	C554140	7/11/16	1/31/17

Comments: over range for 0.0

Turbidity Check Every 20 Samples		
Solution	Time	NTU
10		
10		

Person Performing Calibration: Dan Brockelhoff Signature: [signature]

TETRA TECH

Documentation of Field Calibration

Date: 7/11/16 Site Name: LMC Great Neck Project No.: 117-0S07642.03

Time	Pine S/N:		Horiba U-___ Pre	Post	Calibration Lot #	Date Open	Date Expires	Temp (°C)
	Auto Calibration Solution	Temp (°C)						
		pH - 4.0						
		ORP (mV)						
		Cond. (mS/cm)						
		DO (mg/L)						
		Turbidity (NTU)						
	2 Point pH Calibration	pH - 4.0						
		pH - 10.0						
	Calibration Check	pH 7.0 Check (±0.1)						
		Cond. Check ___						
	Conductivity Calibration^	0			NA	NA	NA	
		___						
	DO Check	0 mg/l DO						
	DO Calibration	0% DO^						
		100 % DO			NA	NA	N A	

Maintenance	
Changed pH Solution	
Replaced DO Membrane	
Cleaned Turbidity Sensor	
Replaced Batteries	

7.0 pH Check*		
Time	pH	Temp

Comments

Temperature Correction Value °C

^ Calibration required if check is not within criteria outlined in SOPs (DO: ≤ 0.3 mg/L and Conductivity: ± 1%)

* pH check every 3 hours OR immediately following completion (±0.2 pH units) of low flow sampling at well if well purging exceeds 3 hours

Time	Pine S/N: 018829	Lamotte 2020 WE Pre	Post	Calibration Lot #	Date Open	Date Expires
0737	0 NTU	0.21	0.16	C682663	7/11/16	4/30/17
0734	1 NTU	0.92	0.99	C585113	7/11/16	1/31/17
0740	10 NTU	8.70	9.98	C654149	7/11/16	1/31/17

Comments: over range for 0.0

Turbidity Check Every 20 Samples		
Solution	Time	NTU
10		
10		

Time	Pine S/N 100 ppm Isobutylene Lot#	PID MiniRAE	
	Calibration	Pre	Post
	Fresh Air (ppm)		
	Calibration Gas (ppm)		
	Bump Test (ppm)	NA	
	Comments		

Time	Pine S/N 4 Gas Lot#		VRAE	
	Calibration		Pre	Post
	Fresh Air	LEL		
		O2		
		CO		
		H2S		
	Calibration Gas	LEL		
		O2		
		CO		
		H2S		
	Bump Test	LEL	NA	
		O2	NA	
		CO	NA	
		H2S	NA	
	Comments			

NA: Not Applicable

Person Performing Calibration: Dan Brockelhoff Signature: [signature]

TETRA TECH

Documentation of Field Calibration

Date: 7/11/16 Site Name: LMC Great Neck Project No.: 117-0507642.03

Time	Pine S/N:		Horiba U-___ Pre	Horiba U-___ Post	Calibration Lot #	Date Open	Date Expires	Temp (°C)
	Auto Calibration Solution	Temp (°C)						
		pH - 4.0						
		ORP (mV)						
		Cond. (mS/cm)						
		DO (mg/L)						
		Turbidity (NTU)						
	2 Point pH Calibration	pH - 4.0						
		pH - 10.0						
	Calibration Check	pH 7.0 Check (±0.1)	X					
		Cond. Check ____	X					
	Conductivity Calibration^	0			NA	NA	NA	
		____						
	DO Check	0 mg/l DO	X					
	DO Calibration	0% DO^						
		100 % DO			NA	NA	N A	

Maintenance	
Changed pH Solution	
Replaced DO Membrane	
Cleaned Turbidity Sensor	
Replaced Batteries	

7.0 pH Check*		
Time	pH	Temp

Comments	Temperature Correction Value
	°C

^ Calibration required if check is not within criteria outlined in SOPs (DO ≤ 0.3 mg/L and Conductivity ± 1%)

* pH check every 3 hours OR immediately following completion (±0.2 pH units) of low flow sampling at well if well purging exceeds 3 hours

Time	Pine S/N: d9249	Lamotte 2020 WE Pre	Lamotte 2020 WE Post	Calibration Lot #	Date Open	Date Expires
0741	0 NTU	0.05	0.05	C686663	7/11/16	4/30/17
0742	1 NTU	0.69	1.00	C565113	7/11/16	1/31/17
0743	10 NTU	11.23	10.70	C528710	7/11/16	1/31/17

Comments	Turbidity Check Every 20 Samples		
over range for 0.0	Solution	Time	NTU
	10		
	10		

Time	Pine S/N	PID MiniRAE
	100 ppm Isobutylene Lot#	
	Calibration	Pre / Post
	Fresh Air (ppm)	
	Calibration Gas (ppm)	
	Bump Test (ppm)	NA
	Comments	

Time	Pine S/N	VRAE
	4 Gas Lot#	
	Calibration	Pre / Post
	Fresh Air: LEL	
	Fresh Air: O2	
	Fresh Air: CO	
	Fresh Air: H2S	
	Calibration Gas: LEL	
	Calibration Gas: O2	
	Calibration Gas: CO	
	Calibration Gas: H2S	
	Bump Test: LEL	NA
	Bump Test: O2	NA
	Bump Test: CO	NA
	Bump Test: H2S	NA
	Comments	

NA: Not Applicable

Person Performing Calibration: Dan Brockelhoff Signature: [signature]

TETRA TECH

Documentation of Field Calibration

Date: 7/12/16

Site Name: LMC - Great Neck

Project No.: 117-0507642.03

Time	Pine S/N: 21123		Horiba U-52 Pre	Horiba U-52 Post	Calibration Lot #	Date Open	Date Expires	Temp (°C)
	Auto Calibration Solution	Temp (°C) pH - 4.0 ORP (mV) Cond. (mS/cm) DO (mg/L) Turbidity (NTU)						
0740	2 Point pH Calibration	pH - 4.0	3.80	4.06	6GA098	7/12/16	1/31/18	22.67
0745		pH - 10.0	10.06	10.08	6GB138		4/28/18	23.08
0749	Calibration Check	pH 7.0 Check (±0.1)		7.00	6GA544		1/31/18	23.32
0752		Cond. Check 1.497		4.52	C68666		4/30/17	22.48
	Conductivity Calibration^	0			NA	NA	NA	
0755	DO Check	0 mg/l DO		0.00	2014.10032	7/12/16	8/17/16	23.32
0800	DO Calibration	0% DO^ 100 % DO	100.4	100.0	NA	NA	N A	23.0

Maintenance
Changed pH Solution
Replaced DO Membrane
Cleaned Turbidity Sensor
Replaced Batteries

Comments

7.0 pH Check*		
Time	pH	Temp
1135	7.07	26.82
1540	7.10	28.13

Temperature Correction Value: °C

^ Calibration required if check is not within criteria outlined in SOPs (DO: ≤ 0.3 mg/L and Conductivity: ± 1%)

*: pH check every 3 hours OR immediately following completion (±0.2 pH units) of low flow sampling at well if well purging exceeds 3 hours

Time	Pine S/N:	Lamotte 2020_ Pre	Lamotte 2020_ Post	Calibration Lot #	Date Open	Date Expires
	0 NTU 1 NTU 10 NTU					

Comments

Turbidity Check Every 20 Samples		
Solution	Time	NTU
10		
10		

Time	Pine S/N 100 ppm Isobutylene Lot#	PID MiniRAE Pre	PID MiniRAE Post
	Calibration		
	Fresh Air (ppm)		
	Calibration Gas (ppm)		
	Bump Test (ppm)	NA	

Comments

Time	Pine S/N 4 Gas Lot#		VRAE Pre	VRAE Post
	Calibration			
	Fresh Air	LEL		
		O2		
		CO		
		H2S		
	Calibration Gas	LEL		
		O2		
		CO		
		H2S		
	Bump Test	LEL	NA	
		O2	NA	
		CO	NA	
		H2S	NA	

Comments

NA: Not Applicable

Person Performing Calibration: Andrew Kelly

Signature: [signature]

TETRA TECH

Documentation of Field Calibration

Date: 7/12/16

Site Name: LMC - Great Neck

Project No.: 117-0507642.03

Horiba U-52

Time	Pine S/N: Z 1164		Pre	Post	Calibration Lot #	Date Open	Date Expires	Temp (°C)
	Auto Calibration Solution	Temp (°C)						
		pH - 4.0						
		ORP (mV)						
		Cond. (mS/cm)						
		DO (mg/L)						
		Turbidity (NTU)						
0719	2 Point pH Calibration	pH - 4.0	3.96	4.00	66A848	7/12/16	1/31/18	23.15
0727		pH - 10.0	9.96	10.00	66B188		2/28/19	23.21
0734	Calibration Check	pH 7.0 Check (±0.1)	X	6.98	66A544		1/31/18	23.45
0737		Cond. Check 4.49	X	4.45	C686663		4/30/17	22.57
	Conductivity Calibration^	0			NA	NA	NA	
0742	DO Check	0 mg/l DO	X	0.00	20141219173	7/12/16	8/17/16	22.65
	DO Calibration	0% DO^						
0745		100 % DO	104.2	100.0	NA	NA	N A	22.95

Maintenance	
Changed pH Solution	
Replaced DO Membrane	
Cleaned Turbidity Sensor	
Replaced Batteries	

7.0 pH Check*		
Time	pH	Temp
1320	7.03	23.45
1320	6.89	22.02

Comments

Temperature Correction Value °C

^ Calibration required if check is not within criteria outlined in SOPs (DO: ≤ 0.3 mg/L and Conductivity: ± 1%)

*: pH check every 3 hours OR immediately following completion (±0.2 pH units) of low flow sampling at well if well purging exceeds 3 hours

Lamotte 2020_

Time	Pine S/N:	Pre	Post	Calibration Lot #	Date Open	Date Expires
	0 NTU					
	1 NTU					
	10 NTU					

Comments

Turbidity Check Every 20 Samples		
Solution	Time	NTU
10		
10		

PID MiniRAE

Time	Pine S/N		
	100 ppm Isobutylene Lot#		
	Calibration	Pre	Post
	Fresh Air (ppm)		
	Calibration Gas (ppm)		
	Bump Test (ppm)	NA	

Comments

VRAE

Time	Pine S/N			
	4 Gas Lot#			
	Calibration		Pre	Post
	Fresh Air	LEL		
		O2		
		CO		
		H2S		
	Calibration Gas	LEL		
		O2		
		CO		
		H2S		
	Bump Test	LEL	NA	
		O2	NA	
		CO	NA	
		H2S	NA	

Comments

NA: Not Applicable

Person Performing Calibration: Andrew Kelly

Signature: AKelly

TETRA TECH

Documentation of Field Calibration

Date: 7/12/16

Site Name: LMC-Great Neck

Project No.: 117-08076.12.03

Time	Pine S/N: 212 gal		Horiba U-52 Pre	Horiba U-52 Post	Calibration Lot #	Date Open	Date Expires	Temp (°C)
	Auto Calibration Solution	Temp (°C) pH - 4.0 ORP (mV) Cond. (mS/cm) DO (mg/L) Turbidity (NTU)						
0728	2 Point pH Calibration	pH - 4.0	4.00	4.00	6BA048	7/12/16	1/31/18	22.07
0739		pH - 10.0	9.85	10.00	6GB188		2/28/18	22.33
0744	Calibration Check	pH 7.0 Check (±0.1)		6.92	6BA544		1/31/18	23.00
0748		Cond. Check 4.49		4.53	6B86663		4/30/17	22.65
	Conductivity Calibration^	0			NA	NA	NA	
0750	DO Check	0 mg/l DO		0.00	[illegible]	7/12/16	8/12/16	22.02
0759	DO Calibration	0% DO^ 100 % DO	97.1	100.0	NA	NA	N A	23.49

Maintenance	
Changed pH Solution	
Replaced DO Membrane	
Cleaned Turbidity Sensor	
Replaced Batteries	

7.0 pH Check*		
Time	pH	Temp
1145	6.95	23.87
1255	6.98	23.04
1635	6.90	22.71

Comments

Temperature Correction Value: 0 °C

^ Calibration required if check is not within criteria outlined in SOPs (DO: ≤ 0.3 mg/L and Conductivity: ± 1%)

*: pH check every 3 hours OR immediately following completion (±0.2 pH units) of low flow sampling at well if well purging exceeds 3 hours

Time	Pine S/N:	Lamotte 2020_ Pre	Lamotte 2020_ Post	Calibration Lot #	Date Open	Date Expires
	0 NTU 1 NTU 10 NTU					

Comments

Turbidity Check Every 20 Samples		
Solution	Time	NTU
10		
10		

Time	Pine S/N 100 ppm Isobutylene Lot#	PID MiniRAE
	Calibration	Pre / Post
	Fresh Air (ppm)	
	Calibration Gas (ppm)	
	Bump Test (ppm)	NA

Comments

Time	Pine S/N 4 Gas Lot#		VRAE
	Calibration		Pre / Post
	Fresh Air	LEL	
		O2	
		CO	
		H2S	
	Calibration Gas	LEL	
		O2	
		CO	
		H2S	
	Bump Test	LEL	NA
		O2	NA
		CO	NA
		H2S	NA

Comments

NA: Not Applicable

Person Performing Calibration: Andrew Kelly

Signature: [illegible]

TETRA TECH

Documentation of Field Calibration

Date: 7/12/16

Site Name: Lmc - GN

Project No.: 117-0507642-03

Horiba U-52

Time	Pine S/N: 21097		Pre	Post	Calibration Lot #	Date Open	Date Expires	Temp (°C)
	Auto Calibration Solution	Temp (°C)						
		pH - 4.0						
		ORP (mV)						
		Cond. (mS/cm)						
		DO (mg/L)						
		Turbidity (NTU)						
0715	2 Point pH Calibration	pH - 4.0	3.78	4.00	GGA048	7/12/16	1/31/18	23.87
0720		pH - 10.0	10.29	10.00	GGB148		2/28/18	23.41
0722	Calibration Check	pH 7.0 Check (±0.1)		7.04	GGA544		1/31/18	23.86
0724		Cond. Check 4.49		4.50	C686663		4/30/17	23.86
	Conductivity Calibration^	0			NA	NA	NA	
0732	DO Check	0 mg/l DO		0.00	6040110030	7/12/16	8/17/16	22.48
0735	DO Calibration	0% DO^						
		100 % DO	100.6	100.6	NA	NA	N A	22.77

Maintenance	
Changed pH Solution	
Replaced DO Membrane	
Cleaned Turbidity Sensor	
Replaced Batteries	

7.0 pH Check*		
Time	pH	Temp
1630	7.15	23.51

Comments

Temperature Correction Value °C

^ Calibration required if check is not within criteria outlined in SOPs (DO: ≤ 0.3 mg/L and Conductivity: ± 1%)

*: pH check every 3 hours OR immediately following completion (±0.2 pH units) of low flow sampling at well if well purging exceeds 3 hours

Lamotte 2020_

Time	Pine S/N:	Pre	Post	Calibration Lot #	Date Open	Date Expires
	0 NTU					
	1 NTU					
	10 NTU					

Comments

Turbidity Check Every 20 Samples		
Solution	Time	NTU
10		
10		

PID MiniRAE

Time	Pine S/N		
	100 ppm Isobutylene Lot#		
	Calibration	Pre	Post
	Fresh Air (ppm)		
	Calibration Gas (ppm)		
	Bump Test (ppm)	NA	

Comments

VRAE

Time	Pine S/N			
	4 Gas Lot#			
	Calibration		Pre	Post
	Fresh Air	LEL		
		O2		
		CO		
		H2S		
	Calibration Gas	LEL		
		O2		
		CO		
		H2S		
	Bump Test	LEL	NA	
		O2	NA	
		CO	NA	
		H2S	NA	

Comments

NA: Not Applicable

Person Performing Calibration: Andrew Kelly

Signature: [illegible]

TETRA TECH

Documentation of Field Calibration

Date: 7-12-16 Site Name: LMC-GN Project No.: 117-0507624.03

Time	Pine S/N:		Horiba U-__ Pre	Horiba U-__ Post	Calibration Lot #	Date Open	Date Expires	Temp (°C)
	Auto Calibration Solution	Temp (°C)						
		pH - 4.0						
		ORP (mV)						
		Cond. (mS/cm)						
		DO (mg/L)						
		Turbidity (NTU)						
	2 Point pH Calibration	pH - 4.0						
		pH - 10.0						
	Calibration Check	pH 7.0 Check (±0.1)	X					
		Cond. Check ____	X					
	Conductivity Calibration^	0			NA	NA	NA	
		____						
	DO Check	0 mg/l DO	X					
	DO Calibration	0% DO^						
		100 % DO			NA	NA	N A	

Maintenance	
Changed pH Solution	
Replaced DO Membrane	
Cleaned Turbidity Sensor	
Replaced Batteries	

7.0 pH Check*		
Time	pH	Temp

Comments

Temperature Correction Value °C

^ Calibration required if check is not within criteria outlined in SOPs (DO: ≤ 0.3 mg/L and Conductivity: ± 1%)

*: pH check every 3 hours OR immediately following completion (±0.2 pH units) of low flow sampling at well if well purging exceeds 3 hours

Time	Pine S/N: 19238	Lamotte 2020_ Pre	Lamotte 2020_ Post	Calibration Lot #	Date Open	Date Expires
735	0 NTU	-0.00	0.03	C688663	7-6-17	4-30-17
738	1 NTU	1.67	1.37	C585543	7-6-17	1-31-17
740	10 NTU	7.36	10.00	C584140	7-6-17	1-31-17

Comments: 1.0 over range

Turbidity Check Every 20 Samples		
Solution	Time	NTU
10		
10		

Time	Pine S/N	PID MiniRAE	
	100 ppm Isobutylene Lot#		
	Calibration	Pre	Post
	Fresh Air (ppm)		
	Calibration Gas (ppm)		
	Bump Test (ppm)	NA	

Comments

Time	Pine S/N	VRAE	
	4 Gas Lot#		
	Calibration	Pre	Post
	Fresh Air: LEL		
	Fresh Air: O2		
	Fresh Air: CO		
	Fresh Air: H2S		
	Calibration Gas: LEL		
	Calibration Gas: O2		
	Calibration Gas: CO		
	Calibration Gas: H2S		
	Bump Test: LEL	NA	
	Bump Test: O2	NA	
	Bump Test: CO	NA	
	Bump Test: H2S	NA	

Comments

NA: Not Applicable

Person Performing Calibration: Roy WAGNER Signature: Roy Wagner

TETRA TECH

Documentation of Field Calibration

Date: 7-12-16 Site Name: LMC-GN Project No.: 117-0507624.03

Time	Pine S/N:		Horiba U-___ Pre	Post	Calibration Lot #	Date Open	Date Expires	Temp (°C)
	Auto Calibration Solution	Temp (°C) pH - 4.0 ORP (mV) Cond. (mS/cm) DO (mg/L) Turbidity (NTU)						
	2 Point pH Calibration	pH - 4.0 pH - 10.0						
	Calibration Check	pH 7.0 Check (±0.1) Cond. Check _____						
	Conductivity Calibration^	0 _____			NA	NA	NA	
	DO Check	0 mg/l DO						
	DO Calibration	0% DO^ 100 % DO			NA	NA	N A	

Maintenance		7.0 pH Check*		
Changed pH Solution Replaced DO Membrane Cleaned Turbidity Sensor Replaced Batteries		Time	pH	Temp
Comments		Temperature Correction Value		
				°C

^ Calibration required if check is not within criteria outlined in SOPs (DO: ≤ 0.3 mg/L and Conductivity: ± 1%)

*: pH check every 3 hours OR immediately following completion (±0.2 pH units) of low flow sampling at well if well purging exceeds 3 hours

Time	Pine S/N: 18329	Lamotte 2020_ Pre	Post	Calibration Lot #	Date Open	Date Expires
710	0 NTU	0.03	0.00	C686663	7-6-16	4-30-17
712	1 NTU	1.03	1.49	C685413	7-6-16	1-31-17
715	10 NTU	9.69	10.05	C584140	7-6-16	1-31-17

Comments	Turbidity Check Every 20 Samples		
	Solution	Time	NTU
1.0 over rinse	10		
	10		

Time	Pine S/N 100 ppm Isobutylene Lot#	PID MiniRAE	
	Calibration	Pre	Post
	Fresh Air (ppm)		
	Calibration Gas (ppm)		
	Bump Test (ppm)	NA	
	Comments		

Time	Pine S/N 4 Gas Lot#		VRAE	
	Calibration		Pre	Post
	Fresh Air	LEL		
		O2		
		CO		
		H2S		
	Calibration Gas	LEL		
		O2		
		CO		
		H2S		
	Bump Test	LEL	NA	
		O2	NA	
		CO	NA	
		H2S	NA	
	Comments			

NA: Not Applicable

Person Performing Calibration: Ray Wagner Signature: Ray Wagner

TETRA TECH

Documentation of Field Calibration

Date: 7-12-16

Site Name: LMC- GN

Project No.: 117-0507642.03

Time	Pine S/N:		Horiba U-___ Pre	Horiba U-___ Post	Calibration Lot #	Date Open	Date Expires	Temp (°C)
	Auto Calibration Solution	Temp (°C)						
		pH - 4.0						
		ORP (mV)						
		Cond. (mS/cm)						
		DO (mg/L)						
		Turbidity (NTU)						
	2 Point pH Calibration	pH - 4.0						
		pH - 10.0						
	Calibration Check	pH 7.0 Check (±0.1)	X					
		Cond. Check ____	X					
	Conductivity Calibration^	0			NA	NA	NA	
		____						
	DO Check	0 mg/l DO	X					
	DO Calibration	0% DO^						
		100 % DO			NA	NA	N A	

Maintenance	
Changed pH Solution	
Replaced DO Membrane	
Cleaned Turbidity Sensor	
Replaced Batteries	

7.0 pH Check*		
Time	pH	Temp

Temperature Correction Value
°C

Comments

^ Calibration required if check is not within criteria outlined in SOPs (DO: ≤ 0.3 mg/L and Conductivity: ± 1%)

*: pH check every 3 hours OR immediately following completion (±0.2 pH units) of low flow sampling at well if well purging exceeds 3 hours

Time	Pine S/N: 19294	Lamotte 2020_ Pre	Lamotte 2020_ Post	Calibration Lot #	Date Open	Date Expires
728	0 NTU	0.01	0.00	C686663	7-6-16	4.30-17
730	1 NTU	0.93	1.00	C585543	7-6-16	1.31-17
733	10 NTU	8.63	10.02	C584140	7-6-16	1.31-17

Comments

Turbidity Check Every 20 Samples		
Solution	Time	NTU
10		
10		

Time	Pine S/N	PID MiniRAE	
	100 ppm Isobutylene Lot#		
	Calibration	Pre	Post
	Fresh Air (ppm)		
	Calibration Gas (ppm)		
	Bump Test (ppm)	NA	

Comments

Time	Pine S/N	VRAE	
	4 Gas Lot#		
	Calibration	Pre	Post
	Fresh Air: LEL		
	Fresh Air: O2		
	Fresh Air: CO		
	Fresh Air: H2S		
	Calibration Gas: LEL		
	Calibration Gas: O2		
	Calibration Gas: CO		
	Calibration Gas: H2S		
	Bump Test: LEL	NA	
	Bump Test: O2	NA	
	Bump Test: CO	NA	
	Bump Test: H2S	NA	

Comments

NA: Not Applicable

Person Performing Calibration: Ray Wagner

Signature: Ray Wagner

TETRA TECH

Documentation of Field Calibration

Date: 7-12-16 Site Name: LMC-.GN Project No.: 117-0507642.03

Time	Pine S/N:		Horiba U-___ Pre	Post	Calibration Lot #	Date Open	Date Expires	Temp (°C)
	Auto Calibration Solution	Temp (°C)						
		pH - 4.0						
		ORP (mV)						
		Cond. (mS/cm)						
		DO (mg/L)						
		Turbidity (NTU)						
	2 Point pH Calibration	pH - 4.0						
		pH - 10.0						
	Calibration Check	pH 7.0 Check (±0.1)						
		Cond. Check ____						
	Conductivity Calibration^	0			NA	NA	NA	
		____						
	DO Check	0 mg/l DO						
	DO Calibration	0% DO^						
		100 % DO			NA	NA	N A	

Maintenance	
Changed pH Solution	
Replaced DO Membrane	
Cleaned Turbidity Sensor	
Replaced Batteries	

7.0 pH Check*		
Time	pH	Temp

Comments

Temperature Correction Value °C

^ Calibration required if check is not within criteria outlined in SOPs (DO: ≤ 0.3 mg/L and Conductivity: ± 1%)

*: pH check every 3 hours OR immediately following completion (±0.2 pH units) of low flow sampling at well if well purging exceeds 3 hours

Time	Pine S/N: 29749	Lamotte 2020_ Pre	Post	Calibration Lot #	Date Open	Date Expires
720	0 NTU	0.02	0.00	C688663	7-6-16	4-30-17
722	1 NTU	1.25	1.04	G585543	7-6-16	1-31-17
725	10 NTU	8.17	10.05	C584140	7-6-16	1-31-17

Comments

Turbidity Check Every 20 Samples		
Solution	Time	NTU
10		
10		

Time	Pine S/N	PID MiniRAE	
	100 ppm Isobutylene Lot#		
	Calibration	Pre	Post
	Fresh Air (ppm)		
	Calibration Gas (ppm)		
	Bump Test (ppm)	NA	

Comments

Time	Pine S/N	VRAE	
	4 Gas Lot#		
	Calibration	Pre	Post
	Fresh Air: LEL		
	Fresh Air: O2		
	Fresh Air: CO		
	Fresh Air: H2S		
	Calibration Gas: LEL		
	Calibration Gas: O2		
	Calibration Gas: CO		
	Calibration Gas: H2S		
	Bump Test: LEL	NA	
	Bump Test: O2	NA	
	Bump Test: CO	NA	
	Bump Test: H2S	NA	

Comments

NA: Not Applicable

Person Performing Calibration: Roy WAGNER Signature: Roy Wagner

TETRA TECH

Documentation of Field Calibration

Date: 7/13/16

Site Name: LMC - Great Neck

Project No.: 117-0507642-03

Time	Pine S/N: 21123		Horiba U-52 Pre	Horiba U-52 Post	Calibration Lot #	Date Open	Date Expires	Temp (°C)
	Auto Calibration Solution	Temp (°C)						
		pH - 4.0						
		ORP (mV)						
		Cond. (mS/cm)						
		DO (mg/L)						
		Turbidity (NTU)						
0815	2 Point pH Calibration	pH - 4.0	3.87	4.00	66A048	7/13/16	1/31/18	19.27
0818		pH - 10.0	9.51	10.00	66B188		2/28/18	18.19
0818	Calibration Check	pH 7.0 Check (±0.1)	X	7.00	66A544		1/31/18	18.54
0824		Cond. Check 4.44	X	4.51	66B663		4/30/17	18.23
	Conductivity Calibration^	0			NA	NA	NA	
0823	DO Check	0 mg/l DO	X	0.00	2014120373	7/13/16	8/13/16	18.14
0825	DO Calibration	0% DO^						
		100 % DO	96.6	100.0	NA	NA	NA	18.05

Maintenance	
Change pH Solution	
Replaced DO Membrane	
Cleaned Turbidity Sensor	
Replaced Batteries	

7.0 pH Check*		
Time	pH	Temp
1020	7.01	23.15
1120	7.03	24.52
1215	7.09	24.91
1510	7.06	25.13

Comments

Temperature Correction Value
0 °C

^ Calibration required if check is not within criteria outlined in SOPs (DO: ≤ 0.3 mg/L and Conductivity: ± 1%)

*: pH check every 3 hours OR immediately following completion (±0.2 pH units) of low flow sampling at well if well purging exceeds 3 hours

Time	Pine S/N:	Lamotte 2020_ Pre	Lamotte 2020_ Post	Calibration Lot #	Date Open	Date Expires
	0 NTU					
	1 NTU					
	10 NTU					

Comments

Turbidity Check Every 20 Samples		
Solution	Time	NTU
10		
10		

Time	Pine S/N	PID MiniRAE	
	100 ppm Isobutylene Lot#		
	Calibration	Pre	Post
	Fresh Air (ppm)		
	Calibration Gas (ppm)		
	Bump Test (ppm)	NA	

Comments

Time	Pine S/N	VRAE	
	4 Gas Lot#		
	Calibration	Pre	Post
	Fresh Air: LEL		
	Fresh Air: O2		
	Fresh Air: CO		
	Fresh Air: H2S		
	Calibration Gas: LEL		
	Calibration Gas: O2		
	Calibration Gas: CO		
	Calibration Gas: H2S		
	Bump Test: LEL	NA	
	Bump Test: O2	NA	
	Bump Test: CO	NA	
	Bump Test: H2S	NA	

Comments

NA: Not Applicable

Person Performing Calibration: Andrew Kelly

Signature: [signature]

TETRA TECH

Documentation of Field Calibration

Date: 7/13/16

Site Name: CMC- Great Neck

Project No.: 117-0507642.03

Horiba U-52

Time	Pine S/N: 21097		Pre	Post	Calibration Lot #	Date Open	Date Expires	Temp (°C)
	Auto Calibration Solution	Temp (°C)						
		pH - 4.0						
		ORP (mV)						
		Cond. (mS/cm)						
		DO (mg/L)						
		Turbidity (NTU)						
0733	2 Point pH Calibration	pH - 4.0	4.06	4.00	6GA048	7/13/16	1/31/18	21.27
0738		pH - 10.0	9.65	10.00	6GB188		2/28/18	19.33
0744	Calibration Check	pH 7.0 Check (±0.1)	X	7.00	6GA544		1/31/18	18.44
0746		Cond. Check 4.49	X	4.78	C6S6663		4/30/17	18.26
0747	Conductivity Calibration^	0	0.001	0.000	NA	NA	NA	18.16
0748		4.49	4.79	4.49	C6S6663	7/13/16	4/30/17	18.23
0755	DO Check	0 mg/l DO	X	0.00	2014120373	7/13/16	8/17/16	18.47
~~0755~~ 0802	DO Calibration	0% DO^						
		100 % DO	85.4	100.0	NA	NA	NA	19.18

Maintenance	
Changed pH Solution	
Replaced DO Membrane	
Cleaned Turbidity Sensor	
Replaced Batteries	

7.0 pH Check*		
Time	pH	Temp
16:02	9.10	24.96

Comments

Temperature Correction Value °C

^ Calibration required if check is not within criteria outlined in SOPs (DO: ≤ 0.3 mg/L and Conductivity: ± 1%)

*: pH check every 3 hours OR immediately following completion (±0.2 pH units) of low flow sampling at well if well purging exceeds 3 hours

Lamotte 2020_

Time	Pine S/N:	Pre	Post	Calibration Lot #	Date Open	Date Expires
	0 NTU					
	1 NTU					
	10 NTU					

Comments

Turbidity Check Every 20 Samples		
Solution	Time	NTU
10		
10		

PID MiniRAE

Time	Pine S/N		
	100 ppm Isobutylene Lot#		
	Calibration	Pre	Post
	Fresh Air (ppm)		
	Calibration Gas (ppm)		
	Bump Test (ppm)	NA	

Comments

VRAE

Time	Pine S/N			
	4 Gas Lot#			
	Calibration		Pre	Post
	Fresh Air	LEL		
		O2		
		CO		
		H2S		
	Calibration Gas	LEL		
		O2		
		CO		
		H2S		
	Bump Test	LEL	NA	
		O2	NA	
		CO	NA	
		H2S	NA	

Comments

NA: Not Applicable

Person Performing Calibration: Andrew Kelly

Signature: [signature]

TETRA TECH

Documentation of Field Calibration

Date: 7/13/16 Site Name: LMC - Great Weld Project No.: 117-0507642.03

Time	Pine S/N: 21284		Horiba U-52 Pre	Post	Calibration Lot #	Date Open	Date Expires	Temp (°C)
	Auto Calibration Solution	Temp (°C)						
		pH - 4.0						
		ORP (mV)						
		Cond. (mS/cm)						
		DO (mg/L)						
		Turbidity (NTU)						
0737	2 Point pH Calibration	pH - 4.0	3.80	4.00	6GA048	7/13/16	1/31/18	20.57
0748		pH - 10.0	9.76	10.00	6GA168		2/28/18	19.68
0800	Calibration Check	pH 7.0 Check (±0.1)	X	7.00	CCA544		1/31/18	19.71
0803		Cond. Check 4.49	X	4.50	CC8663		4/30/17	19.32
	Conductivity Calibration^	0			NA	NA	NA	
0804	DO Check	0 mg/l DO	X	0.00	20141120322	7/13/16	8/17/16	18.40
	DO Calibration	0% DO^						
0813		100 % DO	92.5	100.0	NA	NA	N A	18.69

Maintenance	
Changed pH Solution	
Reolaced DO Membrane	
Cleaned Turbidity Sensor	
Replaced Batteries	

7.0 pH Check*		
Time	pH	Temp
1035	6.99	23.11
1210	6.99	23.02
1555	7.00	22.54

Comments

Temperature Correction Value: 0 °C

^ Calibration required if check is not within criteria outlined in SOPs (DO: ≤ 0.3 mg/L and Conductivity: ± 1%)

*: pH check every 3 hours OR immediately following completion (±0.2 pH units) of low flow sampling at well if well purging exceeds 3 hours

Time	Pine S/N:	Lamotte 2020_ Pre	Post	Calibration Lot #	Date Open	Date Expires
	0 NTU					
	1 NTU					
	10 NTU					

Comments

Turbidity Check Every 20 Samples		
Solution	Time	NTU
10		
10		

Time	Pine S/N	PID MiniRAE	
	100 ppm Isobutylene Lot#		
	Calibration	Pre	Post
	Fresh Air (ppm)		
	Calibration Gas (ppm)		
	Bump Test (ppm)	NA	

Comments

Time	Pine S/N	VRAE	
	4 Gas Lot#		
	Calibration	Pre	Post
Fresh Air	LEL		
	O2		
	CO		
	H2S		
Calibration Gas	LEL		
	O2		
	CO		
	H2S		
Bump Test	LEL	NA	
	O2	NA	
	CO	NA	
	H2S	NA	

Comments

NA: Not Applicable

Person Performing Calibration: Andrew Kelly

Signature: [signature]

TETRA TECH

Documentation of Field Calibration

Date: 7/13/16

Site Name: LMC-Great Neck

Project No.: 117-05076412.03

Time	Pine S/N: 21293		Horiba U-52 Pre	Horiba U-52 Post	Calibration Lot #	Date Open	Date Expires	Temp (°C)
	Auto Calibration Solution	Temp (°C)						
		pH - 4.0						
		ORP (mV)						
		Cond. (mS/cm)						
		DO (mg/L)						
		Turbidity (NTU)						
0750	2 Point pH Calibration	pH - 4.0	4.04	4.00	6CA048	7/13/16	1/31/18	20.75
0800		pH - 10.0	9.54	10.00	6CB188		2/28/18	19.97
0812	Calibration Check	pH 7.0 Check (±0.1)		7.00	6CA546		1/31/18	19.31
0815		Cond. Check 1.49		1.52	6686C63		4/30/17	19.62
	Conductivity Calibration^	0			NA	NA	NA	
0817	DO Check	0 mg/l DO		0.00	20141202773	7/13/16	8/17/16	18.60
0820	DO Calibration	0% DO^						
		100 % DO	130.1	100.0	NA	NA	NA	19.62

Maintenance	
Changed pH Solution	
Replaced DO Membrane	
Cleaned Turbidity Sensor	
Replaced Batteries	

7.0 pH Check*		
Time	pH	Temp
1550	6.94	22.76
1705	6.99	22.9

Comments

Temperature Correction Value: 0.0 °C

^ Calibration required if check is not within criteria outlined in SOPs (DO: ≤ 0.3 mg/L and Conductivity: ± 1%)

*: pH check every 3 hours OR immediately following completion (±0.2 pH units) of low flow sampling at well if well purging exceeds 3 hours

Time	Pine S/N:	Lamotte 2020_ Pre	Lamotte 2020_ Post	Calibration Lot #	Date Open	Date Expires
	0 NTU					
	1 NTU					
	10 NTU					

Comments

Turbidity Check Every 20 Samples		
Solution	Time	NTU
10		
10		

Time	Pine S/N	PID MiniRAE	
	100 ppm Isobutylene Lot#		
	Calibration	Pre	Post
	Fresh Air (ppm)		
	Calibration Gas (ppm)		
	Bump Test (ppm)	NA	

Comments

Time	Pine S/N	VRAE	
	4 Gas Lot#		
	Calibration	Pre	Post
Fresh Air	LEL		
	O2		
	CO		
	H2S		
Calibration Gas	LEL		
	O2		
	CO		
	H2S		
Bump Test	LEL	NA	
	O2	NA	
	CO	NA	
	H2S	NA	

Comments

NA: Not Applicable

Person Performing Calibration: Andrew Kelly

Signature: [signature]

TETRA TECH

Documentation of Field Calibration

Date: 7-13-16 Site Name: LMC-GW Project No.: 117-0507642.03

Time	Pine S/N:		Horiba U-___ Pre	Post	Calibration Lot #	Date Open	Date Expires	Temp (°C)
	Auto Calibration Solution	Temp (°C)						
		pH - 4.0						
		ORP (mV)						
		Cond. (mS/cm)						
		DO (mg/L)						
		Turbidity (NTU)						
	2 Point pH Calibration	pH - 4.0						
		pH - 10.0						
	Calibration Check	pH 7.0 Check (±0.1)						
		Cond. Check _____						
	Conductivity Calibration^	0			NA	NA	NA	
		_____						
	DO Check	0 mg/l DO						
	DO Calibration	0% DO^						
		100 % DO			NA	NA	N A	

Maintenance	
Changed pH Solution	
Replaced DO Membrane	
Cleaned Turbidity Sensor	
Replaced Batteries	

7.0 pH Check*		
Time	pH	Temp

Comments

Temperature Correction Value
°C

^ Calibration required if check is not within criteria outlined in SOPs (DO: ≤ 0.3 mg/L and Conductivity: ± 1%)

* pH check every 3 hours OR immediately following completion (±0.2 pH units) of low flow sampling at well if well purging exceeds 3 hours

Time	Pine S/N: 22369	Lamotte 2020_ Pre	Post	Calibration Lot #	Date Open	Date Expires
752	0 NTU	-0.00	0.00	C686663	7-6-16	4-30-17
754	1 NTU	0.95	1.01	C585448	7-6-16	1-31-17
756	10 NTU	9.35	10.00	C584140	7-6-16	1-31-17

Comments

Turbidity Check Every 20 Samples		
Solution	Time	NTU
10		
10		

Time	Pine S/N	PID MiniRAE	
	100 ppm Isobutylene Lot#		
	Calibration	Pre	Post
	Fresh Air (ppm)		
	Calibration Gas (ppm)		
	Bump Test (ppm)	NA	

Comments

Time	Pine S/N	VRAE	
	4 Gas Lot#		
	Calibration	Pre	Post
	Fresh Air – LEL		
	Fresh Air – O2		
	Fresh Air – CO		
	Fresh Air – H2S		
	Calibration Gas – LEL		
	Calibration Gas – O2		
	Calibration Gas – CO		
	Calibration Gas – H2S		
	Bump Test – LEL	NA	
	Bump Test – O2	NA	
	Bump Test – CO	NA	
	Bump Test – H2S	NA	

Comments

NA: Not Applicable

Person Performing Calibration: Roy Wagner Signature: Roy Wagner

TETRA TECH

Documentation of Field Calibration

Date: 7.13.16 Site Name: LMC-GN Project No.: 117-0507642.03

Time	Pine S/N:		Horiba U-___ Pre	Post	Calibration Lot #	Date Open	Date Expires	Temp (°C)
	Auto Calibration Solution	Temp (°C) pH - 4.0 ORP (mV) Cond. (mS/cm) DO (mg/L) Turbidity (NTU)						
	2 Point pH Calibration	pH - 4.0 pH - 10.0						
	Calibration Check	pH 7.0 Check (±0.1) Cond. Check _____						
	Conductivity Calibration^	0 _____			NA	NA	NA	
	DO Check	0 mg/l DO						
	DO Calibration	0% DO^ 100 % DO			NA	NA	N A	

Maintenance	
Changed pH Solution	
Replaced DO Membrane	
Cleaned Turbidity Sensor	
Replaced Batteries	

7.0 pH Check*		
Time	pH	Temp

Comments	Temperature Correction Value
	°C

^ Calibration required if check is not within criteria outlined in SOPs (DO: ≤ 0.3 mg/L and Conductivity: ± 1%)

*: pH check every 3 hours OR immediately following completion (±0.2 pH units) of low flow sampling at well if well purging exceeds 3 hours

Time	Pine S/N: 19238	Lamotte 2020_ Pre	Post	Calibration Lot #	Date Open	Date Expires
747	0 NTU	0.01	0.00	C686663	7.6.16	4.30.17
749	1 NTU	1.05	1.03	C585113	7.6.16	1.31.17
751	10 NTU	7.94	10.02	C584140	7.6.16	1.31.17

Comments	Turbidity Check Every 20 Samples		
	Solution	Time	NTU
	10		
	10		

Time	Pine S/N 100 ppm Isobutylene Lot#	PID MiniRAE	
	Calibration	Pre	Post
	Fresh Air (ppm)		
	Calibration Gas (ppm)		
	Bump Test (ppm)	NA	
	Comments		

Time	Pine S/N 4 Gas Lot#		VRAE
	Calibration		Pre Post
	Fresh Air	LEL	
		O2	
		CO	
		H2S	
	Calibration Gas	LEL	
		O2	
		CO	
		H2S	
	Bump Test	LEL	NA
		O2	NA
		CO	NA
		H2S	NA
	Comments		

NA: Not Applicable

Person Performing Calibration: Roy Wagner Signature: Roy Wagner

TETRA TECH

Documentation of Field Calibration

Date: 7.13-16 Site Name: LMC- GP Project No.: 117-0507642.03

Time	Pine S/N		Horiba U-___ Pre	Horiba U-___ Post	Calibration Lot #	Date Open	Date Expires	Temp (°C)
	Auto Calibration Solution	Temp (°C)						
		pH - 4.0						
		ORP (mV)						
		Cond. (mS/cm)						
		DO (mg/L)						
		Turbidity (NTU)						
	2 Point pH Calibration	pH - 4.0						
		pH - 10.0						
	Calibration Check	pH 7.0 Check (±0.1)						
		Cond. Check ____						
	Conductivity Calibration^	0			NA	NA	NA	
		____						
	DO Check	0 mg/l DO						
	DO Calibration	0% DO^						
		100 % DO			NA	NA	N A	

Maintenance	
Changed pH Solution	
Replaced DO Membrane	
Cleaned Turbidity Sensor	
Replaced Batteries	

7.0 pH Check*		
Time	pH	Temp

Comments

Temperature Correction Value °C

^ Calibration required if check is not within criteria outlined in SOPs (DO: ≤ 0.3 mg/L and Conductivity: ± 1%)

*: pH check every 3 hours OR immediately following completion (±0.2 pH units) of low flow sampling at well if well purging exceeds 3 hours

Time	Pine S/N: 19294	Lamotte 2020_ Pre	Lamotte 2020_ Post	Calibration Lot #	Date Open	Date Expires
743	0 NTU	0.00	0.00	C686663	7-6-16	4-30-17
745	1 NTU	1.10	0.99	C585113	7-6-16	1-31-17
746	10 NTU	8.35	10.01	C584110	7-6-16	1-31-17

Comments

Turbidity Check Every 20 Samples		
Solution	Time	NTU
10		
10		

Time	Pine S/N 100 ppm Isobutylene Lot#	PID MiniRAE	
	Calibration	Pre	Post
	Fresh Air (ppm)		
	Calibration Gas (ppm)		
	Bump Test (ppm)	NA	
	Comments		

Time	Pine S/N 4 Gas Lot#		VRAE	
	Calibration		Pre	Post
	Fresh Air	LEL		
		O2		
		CO		
		H2S		
	Calibration Gas	LEL		
		O2		
		CO		
		H2S		
	Bump Test	LEL	NA	
		O2	NA	
		CO	NA	
		H2S	NA	
	Comments			

NA: Not Applicable

Person Performing Calibration: Roy WAGner Signature: Roy Wagner

TETRA TECH

Documentation of Field Calibration

Date: 7.13.16 Site Name: LMC-GN Project No.: 117-0507642.03

Time	Pine S/N:		Horiba U-___ Pre	Post	Calibration Lot #	Date Open	Date Expires	Temp (°C)
	Auto Calibration Solution	Temp (°C)						
		pH - 4.0						
		ORP (mV)						
		Cond. (mS/cm)						
		DO (mg/L)						
		Turbidity (NTU)						
	2 Point pH Calibration	pH - 4.0						
		pH - 10.0						
	Calibration Check	pH 7.0 Check (±0.1)						
		Cond. Check _____						
	Conductivity Calibration^	0			NA	NA	NA	
		_____						
	DO Check	0 mg/l DO						
	DO Calibration	0% DO^						
		100 % DO			NA	NA	N A	

Maintenance	
Changed pH Solution	
Replaced DO Membrane	
Cleaned Turbidity Sensor	
Replaced Batteries	

7.0 pH Check*		
Time	pH	Temp

Comments

Temperature Correction Value
°C

^ Calibration required if check is not within criteria outlined in SOPs (DO: ≤ 0.3 mg/L and Conductivity: ± 1%)

*: pH check every 3 hours OR immediately following completion (±0.2 pH units) of low flow sampling at well if well purging exceeds 3 hours

Time	Pine S/N: 18829	Lamotte 2020_ Pre	Post	Calibration Lot #	Date Open	Date Expires
0732	0 NTU	0.00	0.00	C646663	7-6-16	4-30-17
734	1 NTU	0.90	1.05	C585113	7-6-16	1-31-17
736	10 NTU	11.04	10.02	C594140	7-6-16	1-31-17

Comments

Turbidity Check Every 20 Samples		
Solution	Time	NTU
10		
10		

Time	Pine S/N	PID MiniRAE	
	100 ppm Isobutylene Lot#		
	Calibration	Pre	Post
	Fresh Air (ppm)		
	Calibration Gas (ppm)		
	Bump Test (ppm)	NA	

Comments

Time	Pine S/N	VRAE	
	4 Gas Lot#		
	Calibration	Pre	Post
	Fresh Air: LEL		
	Fresh Air: O2		
	Fresh Air: CO		
	Fresh Air: H2S		
	Calibration Gas: LEL		
	Calibration Gas: O2		
	Calibration Gas: CO		
	Calibration Gas: H2S		
	Bump Test: LEL	NA	
	Bump Test: O2	NA	
	Bump Test: CO	NA	
	Bump Test: H2S	NA	

Comments

NA: Not Applicable

Person Performing Calibration: Roy WAGNER Signature: Roy Wagner

TETRA TECH

Documentation of Field Calibration

Date: 7/14/16

Site Name: LMC- Great Neck

Project No.: 117-0507642-03

Time	Pine S/N: 2/123		Horiba U-52 Pre	Horiba U-52 Post	Calibration Lot #	Date Open	Date Expires	Temp (°C)
	Auto Calibration Solution	Temp (°C)						
		pH - 4.0						
		ORP (mV)						
		Cond. (mS/cm)						
		DO (mg/L)						
		Turbidity (NTU)						
0720	2 Point pH Calibration	pH - 4.0	3.49	4.00	66A048	7/14/16	1/31/18	20.14
0751		pH - 10.0	16.59	10.00	6G3158		2/28/18	20.0
0750	Calibration Check	pH 7.0 Check (±0.1)		7.00	66A541		1/31/18	20.66
0802		Cond. Check 4.49		4.52	C686663		4/30/17	4.493
	Conductivity Calibration^	0			NA	NA	NA	
0800	DO Check^	0 mg/l DO		0.00	20141203 73	7/14/16	8/17/16	9.661
0757	DO Calibration	0% DO^						
		100 % DO	96.8	100.0	NA	NA	NA	19.71

Maintenance	
Changed pH Solution	
Replaced DO Membrane	
Cleaned Turbidity Sensor	
Replaced Batteries	

7.0 pH Check*		
Time	pH	Temp
1025	7.01	24.15
1220	7.04	26.73

Comments

Temperature Correction Value °C

^ Calibration required if check is not within criteria outlined in SOPs (DO: ≤ 0.3 mg/L and Conductivity: ± 1%)

* pH check every 3 hours OR immediately following completion (±0.2 pH units) of low flow sampling at well if well purging exceeds 3 hours

Time	Pine S/N:	Lamotte 2020_ Pre	Lamotte 2020_ Post	Calibration Lot #	Date Open	Date Expires
	0 NTU					
	1 NTU					
	10 NTU					

Comments

Turbidity Check Every 20 Samples		
Solution	Time	NTU
10		
10		

Time	Pine S/N	PID MiniRAE	
	100 ppm Isobutylene Lot#		
	Calibration	Pre	Post
	Fresh Air (ppm)		
	Calibration Gas (ppm)		
	Bump Test (ppm)	NA	

Comments

Time	Pine S/N	VRAE	
	4 Gas Lot#		
	Calibration	Pre	Post
	Fresh Air: LEL		
	Fresh Air: O2		
	Fresh Air: CO		
	Fresh Air: H2S		
	Calibration Gas: LEL		
	Calibration Gas: O2		
	Calibration Gas: CO		
	Calibration Gas: H2S		
	Bump Test: LEL	NA	
	Bump Test: O2	NA	
	Bump Test: CO	NA	
	Bump Test: H2S	NA	

Comments

NA: Not Applicable

Person Performing Calibration: Andrew Kelly

Signature: [signature]

TETRA TECH

Documentation of Field Calibration

Date: 7/14/16

Site Name: LMC - Greenhaven

Project No.: 117-0507642.03

			Horiba U-52 Pre	Horiba U-52 Post	Calibration Lot #	Date Open	Date Expires	Temp (°C)
Time	Pine S/N: 21047							
	Auto Calibration Solution	Temp (°C)						
		pH - 4.0						
		ORP (mV)						
		Cond. (mS/cm)						
		DO (mg/L)						
		Turbidity (NTU)						
0732	2 Point pH Calibration	pH - 4.0	3.43	4.00	GGA048	7/14/16	1/31/18	20.07
0739		pH - 10.0	10.31	10.00	GGA188		2/29/17	20.12
0745	Calibration Check	pH 7.0 Check (±0.1)	X	7.04	GGA544		1/31/19	20.62
0749		Cond. Check 1.49	X	4.53	GG8663		4/30/17	20.61
	Conductivity Calibration^	0			NA	NA	NA	
0752	DO Check	0 mg/l DO	X	0.00	2014120373	7/14/16	8/17/16	20.02
0755	DO Calibration	0% DO^						
		100 % DO	100.3	100.0	NA	NA	NA	20.00

Maintenance	
Changed pH Solution	
Replaced DO Membrane	
Cleaned Turbidity Sensor	
Replaced Batteries	

7.0 pH Check*		
Time	pH	Temp
1345	7.09	24.22

Comments

Temperature Correction Value °C

^ Calibration required if check is not within criteria outlined in SOPs (DO: ≤ 0.3 mg/L and Conductivity: ± 1%)

* pH check every 3 hours OR immediately following completion (±0.2 pH units) of low flow sampling at well if well purging exceeds 3 hours

Time	Pine S/N:	Lamotte 2020_ Pre	Lamotte 2020_ Post	Calibration Lot #	Date Open	Date Expires
	0 NTU					
	1 NTU					
	10 NTU					

Comments

Turbidity Check Every 20 Samples		
Solution	Time	NTU
10		
10		

Time	Pine S/N	PID MiniRAE	
	100 ppm Isobutylene Lot#		
	Calibration	Pre	Post
	Fresh Air (ppm)		
	Calibration Gas (ppm)		
	Bump Test (ppm)	NA	

Comments

Time	Pine S/N		VRAE	
	4 Gas Lot#			
	Calibration		Pre	Post
	Fresh Air	LEL		
		O2		
		CO		
		H2S		
	Calibration Gas	LEL		
		O2		
		CO		
		H2S		
	Bump Test	LEL	NA	
		O2	NA	
		CO	NA	
		H2S	NA	

Comments

NA: Not Applicable

Person Performing Calibration: Andrew Kelly

Signature: [signature]

TETRA TECH

Documentation of Field Calibration

Date: 7/14/16

Site Name: LMC-Great Neck

Project No.: 117-0507642.03

Time	Pine S/N: 21293		Horiba U-52 Pre	Horiba U-52 Post	Calibration Lot #	Date Open	Date Expires	Temp (°C)
	Auto Calibration Solution	Temp (°C)						
		pH - 4.0						
		ORP (mV)						
		Cond. (mS/cm)						
		DO (mg/L)						
		Turbidity (NTU)						
0740	2 Point pH Calibration	pH - 4.0	3.94	4.00	66A046	7/14/16	1/31/18	20.56
0746		pH - 10.0	9.87	10.00	66B188		2/28/18	20.62
0753	Calibration Check	pH 7.0 Check (±0.1)	X	7.08	66A544		1/21/18	20.81
0756		Cond. Check 4.44	X	4.58	1686663		4/30/17	20.63
	Conductivity Calibration^	0			NA	NA	NA	
0758	DO Check	0 mg/l DO	X	0.00	204120377	7/14/16	5/17/16	20.15
0801	DO Calibration	0% DO^						
		100 % DO	85.7	100.0	NA	NA	NA	20.26

Maintenance	
Changed pH Solution	
Replaced DO Membrane	
Cleaned Turbidity Sensor	
Replaced Batteries	
Comments	

7.0 pH Check*		
Time	pH	Temp
1030	7.10	24.32
1220	7.18	24.68
1500	7.08	24.12
Temperature Correction Value		
°C		

^ Calibration required if check is not within criteria outlined in SOPs (DO: ≤ 0.3 mg/L and Conductivity: ± 1%)

* pH check every 3 hours OR immediately following completion (±0.2 pH units) of low flow sampling at well if well purging exceeds 3 hours

Time	Pine S/N:	Lamotte 2020_ Pre	Lamotte 2020_ Post	Calibration Lot #	Date Open	Date Expires
	0 NTU					
	1 NTU					
	10 NTU					
	Comments			Turbidity Check Every 20 Samples		
				Solution	Time	NTU
				10		
				10		

Time	Pine S/N	PID MiniRAE
	100 ppm Isobutylene Lot#	
	Calibration	Pre / Post
	Fresh Air (ppm)	
	Calibration Gas (ppm)	
	Bump Test (ppm)	NA
	Comments	

Time	Pine S/N	VRAE
	4 Gas Lot#	
	Calibration	Pre / Post
Fresh Air	LEL	
	O2	
	CO	
	H2S	
Calibration Gas	LEL	
	O2	
	CO	
	H2S	
Bump Test	LEL	NA
	O2	NA
	CO	NA
	H2S	NA
	Comments	

NA: Not Applicable

Person Performing Calibration: Andrew Holly

Signature:

TETRA TECH

Documentation of Field Calibration

Date: 7/14/16

Site Name: LMC - GreatNeck

Project No.: 117-0507642.03

Time	Pine S/N: 21284		Horiba U-52 Pre	Horiba U-52 Post	Calibration Lot #	Date Open	Date Expires	Temp (°C)
	Auto Calibration Solution	Temp (°C)						
		pH - 4.0						
		ORP (mV)						
		Cond. (mS/cm)						
		DO (mg/L)						
		Turbidity (NTU)						
0724	2 Point pH Calibration	pH - 4.0	3.43	4.00	6GA848	7/14/16	1/31/18	21.23
0733		pH - 10.0	10.43	10.00	6GA138		2/28/18	21.08
0742	Calibration Check	pH 7.0 Check (±0.1)		7.09	6GA541		1/31/18	20.77
0744		Cond. Check 4.49		4.47	6GA663		4/30/17	20.63
0	Conductivity Calibration^	0			NA	NA	NA	
0748	DO Check	0 mg/l DO		0.00	20M420377	7/14/16	8/17/16	19.85
0751	DO Calibration	0% DO^						
		100 % DO	101.7	100.0	NA	NA	NA	20.15

Maintenance	
Changed pH Solution	
Replaced DO Membrane	
Cleaned Turbidity Sensor	
Replaced Batteries	

7.0 pH Check*		
Time	pH	Temp
15.20	7.18	24.32

Temperature Correction Value
°C

Comments

^ Calibration required if check is not within criteria outlined in SOPs (DO: ≤ 0.3 mg/L and Conductivity: ± 1%)

* pH check every 3 hours OR immediately following completion (±0.2 pH units) of low flow sampling at well if well purging exceeds 3 hours

Time	Pine S/N	Lamotte 2020_ Pre	Lamotte 2020_ Post	Calibration Lot #	Date Open	Date Expires
	0 NTU					
	1 NTU					
	10 NTU					

Turbidity Check Every 20 Samples		
Solution	Time	NTU
10		
10		

Comments

Time	Pine S/N	PID MiniRAE
	100 ppm Isobutylene Lot#	

Calibration	Pre	Post
Fresh Air (ppm)		
Calibration Gas (ppm)		
Bump Test (ppm)	NA	

Comments

Time	Pine S/N	VRAE
	4 Gas Lot#	

Calibration		Pre	Post
Fresh Air	LEL		
	O2		
	CO		
	H2S		
Calibration Gas	LEL		
	O2		
	CO		
	H2S		
Bump Test	LEL	NA	
	O2	NA	
	CO	NA	
	H2S	NA	

Comments

NA: Not Applicable

Person Performing Calibration: Andrew Kelly

Signature: [signature]

TETRA TECH

Documentation of Field Calibration

Date: 7-14-16 Site Name: LMC-GW Project No.: 117-0507642.03

Time	Pine S/N:		Horiba U-___ Pre	Post	Calibration Lot #	Date Open	Date Expires	Temp (°C)
	Auto Calibration Solution	Temp (°C)						
		pH - 4.0						
		ORP (mV)						
		Cond. (mS/cm)						
		DO (mg/L)						
		Turbidity (NTU)						
	2 Point pH Calibration	pH - 4.0						
		pH - 10.0						
	Calibration Check	pH 7.0 Check (±0.1)	X					
		Cond. Check ____	X					
	Conductivity Calibration^	0			NA	NA	NA	
		____						
	DO Check	0 mg/l DO	X					
	DO Calibration	0% DO^						
		100 % DO			NA	NA	N A	

Maintenance	
Changed pH Solution	
Replaced DO Membrane	
Cleaned Turbidity Sensor	
Replaced Batteries	
Comments	

7.0 pH Check*		
Time	pH	Temp
Temperature Correction Value		
°C		

^ Calibration required if check is not within criteria outlined in SOPs (DO: ≤ 0.3 mg/L and Conductivity: ± 1%)

*: pH check every 3 hours OR immediately following completion (±0.2 pH units) of low flow sampling at well if well purging exceeds 3 hours

Time	Pine S/N: 22369	Lamotte 2020_ Pre	Post	Calibration Lot #	Date Open	Date Expires
0735	0 NTU	-0.01	0.00	C686663	7.6.16	4.30.17
0737	1 NTU	0.9	1.00	C685113	7.6.16	1.31.17
0739	10 NTU	11.08	10.02	C584140	7.6.16	1.31.17

Comments

Turbidity Check Every 20 Samples		
Solution	Time	NTU
10		
10		

Time	Pine S/N 100 ppm Isobutylene Lot#	PID MiniRAE	
	Calibration	Pre	Post
	Fresh Air (ppm)		
	Calibration Gas (ppm)		
	Bump Test (ppm)	NA	
	Comments		

Time	Pine S/N 4 Gas Lot#		VRAE	
	Calibration		Pre	Post
	Fresh Air	LEL		
		O2		
		CO		
		H2S		
	Calibration Gas	LEL		
		O2		
		CO		
		H2S		
	Bump Test	LEL	NA	
		O2	NA	
		CO	NA	
		H2S	NA	
	Comments			

NA: Not Applicable

Person Performing Calibration: Roy Wagner Signature: Roy Wagner

TETRA TECH

Documentation of Field Calibration

Date: 7-14-16

Site Name: LMC- GW

Project No.: 117-0507642.03

Time	Pine S/N:		Horiba U-___ Pre	Post	Calibration Lot #	Date Open	Date Expires	Temp (°C)
	Auto Calibration Solution	Temp (°C)						
		pH - 4.0						
		ORP (mV)						
		Cond. (mS/cm)						
		DO (mg/L)						
		Turbidity (NTU)						
	2 Point pH Calibration	pH - 4.0						
		pH - 10.0						
	Calibration Check	pH 7.0 Check (±0.1)						
		Cond. Check ____						
	Conductivity Calibration^	0			NA	NA	NA	
		____						
	DO Check	0 mg/l DO						
	DO Calibration	0% DO^						
		100 % DO			NA	NA	N A	

Maintenance	
Changed pH Solution	
Replaced DO Membrane	
Cleaned Turbidity Sensor	
Replaced Batteries	

7.0 pH Check*		
Time	pH	Temp

Comments	Temperature Correction Value
	°C

^ Calibration required if check is not within criteria outlined in SOPs (DO ≤ 0.3 mg/L and Conductivity ± 1%)

* pH check every 3 hours OR immediately following completion (±0.2 pH units) of low flow sampling at well if well purging exceeds 3 hours

Time	Pine S/N: 19294	Lamotte 2020_ Pre	Post	Calibration Lot #	Date Open	Date Expires
0730	0 NTU	-0.00	0.01		7.6.16	4.30.17
0732	1 NTU	0.94	1.00		7.6.16	1.31.17
0734	10 NTU	11.54	10.00		7.6.16	1.31.17

Comments	Turbidity Check Every 20 Samples		
	Solution	Time	NTU
	10		
	10		

Time	Pine S/N 100 ppm Isobutylene Lot#	PID MiniRAE
	Calibration	Pre / Post
	Fresh Air (ppm)	
	Calibration Gas (ppm)	
	Bump Test (ppm)	NA
	Comments	

Time	Pine S/N 4 Gas Lot#		VRAE
	Calibration		Pre / Post
	Fresh Air	LEL	
		O2	
		CO	
		H2S	
	Calibration Gas	LEL	
		O2	
		CO	
		H2S	
	Bump Test	LEL	NA
		O2	NA
		CO	NA
		H2S	NA
	Comments		

NA: Not Applicable

Person Performing Calibration: Roy WAGN

Signature: Roy Wagn

TETRA TECH

Documentation of Field Calibration

Date: 7.14.16 Site Name: LMC-GN Project No.: 117-0507642.03

Time	Pine S/N:		Horiba U-___ Pre	Post	Calibration Lot #	Date Open	Date Expires	Temp (°C)
	Auto Calibration Solution	Temp (°C)						
		pH - 4.0						
		ORP (mV)						
		Cond. (mS/cm)						
		DO (mg/L)						
		Turbidity (NTU)						
	2 Point pH Calibration	pH - 4.0						
		pH - 10.0						
	Calibration Check	pH 7.0 Check (±0.1)	X					
		Cond. Check ____	X					
	Conductivity Calibration^	0			NA	NA	NA	
		____						
	DO Check	0 mg/l DO	X					
	DO Calibration	0% DO^						
		100 % DO			NA	NA	N A	

Maintenance	
Changed pH Solution	
Replaced DO Membrane	
Cleaned Turbidity Sensor	
Replaced Batteries	

7.0 pH Check*		
Time	pH	Temp

Comments

Temperature Correction Value
°C

^ Calibration required if check is not within criteria outlined in SOPs (DO: ≤ 0.3 mg/L and Conductivity: ± 1%)

*: pH check every 3 hours OR immediately following completion (±0.2 pH units) of low flow sampling at well if well purging exceeds 3 hours

Time	Pine S/N: 18829	Lamotte 2020_ Pre	Post	Calibration Lot #	Date Open	Date Expires
721	0 NTU	0.02	0.00	C686663	7.6.16	4.30.17
724	1 NTU	0.91	0.99	C585113	7.6.16	1-31.17
728	10 NTU	10.52	10.02	C584140	7.6.16	1-31.17

Comments

Turbidity Check Every 20 Samples		
Solution	Time	NTU
10		
10		

Time	Pine S/N	PID MiniRAE	
	100 ppm Isobutylene Lot#		
	Calibration	Pre	Post
	Fresh Air (ppm)		
	Calibration Gas (ppm)		
	Bump Test (ppm)	NA	

Comments

Time	Pine S/N		VRAE Pre	Post
	4 Gas Lot#			
	Calibration		Pre	Post
	Fresh Air	LEL		
		O2		
		CO		
		H2S		
	Calibration Gas	LEL		
		O2		
		CO		
		H2S		
	Bump Test	LEL	NA	
		O2	NA	
		CO	NA	
		H2S	NA	

Comments

NA: Not Applicable

Person Performing Calibration: Roy Wagner Signature: Roy Wagner

TETRA TECH

Documentation of Field Calibration

Date: 7.14.16

Site Name: LMC- GN

Project No.: 117-0507642.03

Time	Pine S/N:		Horiba U-___ Pre	Horiba U-___ Post	Calibration Lot #	Date Open	Date Expires	Temp (°C)
	Auto Calibration Solution	Temp (°C)						
		pH - 4.0						
		ORP (mV)						
		Cond. (mS/cm)						
		DO (mg/L)						
		Turbidity (NTU)						
	2 Point pH Calibration	pH - 4.0						
		pH - 10.0						
	Calibration Check	pH 7.0 Check (±0.1)	X					
		Cond. Check ____	X					
	Conductivity Calibration^	0			NA	NA	NA	
		____						
	DO Check	0 mg/l DO	X					
	DO Calibration	0% DO^						
		100 % DO			NA	NA	N A	

Maintenance	
Changed pH Solution	
Replaced DO Membrane	
Cleaned Turbidity Sensor	
Replaced Batteries	

7.0 pH Check*		
Time	pH	Temp

Temperature Correction Value
°C

Comments

^ Calibration required if check is not within criteria outlined in SOPs (DO: ≤ 0.3 mg/L and Conductivity: ± 1%)

*: pH check every 3 hours OR immediately following completion (±0.2 pH units) of low flow sampling at well if well purging exceeds 3 hours

Time	Pine S/N: 19238	Lamotte 2020_ Pre	Lamotte 2020_ Post	Calibration Lot #	Date Open	Date Expires
0714	0 NTU	0.01	0.00	C686663	7.6.16	4.30.19
0716	1 NTU	1.00	1.00	C585813	7.6.16	1.31.17
0720	10 NTU	10.34	10.08	C584140	7.6.16	1.31.17

Comments

Turbidity Check Every 20 Samples		
Solution	Time	NTU
10		
10		

Time	Pine S/N	PID MiniRAE
	100 ppm Isobutylene Lot#	

Calibration	Pre	Post
Fresh Air (ppm)		
Calibration Gas (ppm)		
Bump Test (ppm)	NA	

Comments

Time	Pine S/N	VRAE
	4 Gas Lot#	

Calibration		Pre	Post
Fresh Air	LEL		
	O2		
	CO		
	H2S		
Calibration Gas	LEL		
	O2		
	CO		
	H2S		
Bump Test	LEL	NA	
	O2	NA	
	CO	NA	
	H2S	NA	

Comments

NA: Not Applicable

Person Performing Calibration: Roy Wagner

Signature: Roy Wagner

LOW FLOW SAMPLING
DATA SHEET

SHEET 1 OF 1

SITE: LMC - GREAT NECK
DATE: 10/13/16
WEATHER: SUNNY, 65°F

CONSULTING FIRM: Tetra Tech (NJDEP Lab #10018)
FIELD PERSONNEL: JON BULK

MONITOR WELL: MW-2GL
WELL DEPTH: 147
SCREENED/OPEN INTERVAL: 127-147
WELL PERMIT #:
WELL DIAMETER: 4 Inches

PID/FID READINGS (ppm):
BACKGROUND: /
BENEATH OUTER CAP: /
BENEATH INNER CAP: /

PUMP INTAKE DEPTH: 137 ft below TIC
DEPTH TO WATER BEFORE PUMP INSTALLATION: 79.91 ft below TIC
MAKE/MODEL OF PUMP: QED SAMPLE PRO 1.75 SERIAL #: 21734

TIME	PURGING	SAMPLING	pH (pH units) READING	pH CHANGE*	SPECIFIC CONDUCTIVITY (mS/cm) READING	SPECIFIC CONDUCTIVITY CHANGE*	REDOX POTENTIAL (mv) READING	REDOX POTENTIAL CHANGE*	DISSOLVED OXYGEN (mg/l) READING	DISSOLVED OXYGEN CHANGE*	TURBIDITY (NTU) READING	TURBIDITY CHANGE*	TEMPERATURE (degrees C) READING	TEMPERATURE CHANGE*	PUMPING RATE (ml/min)	DEPTH TO WATER (ft below TOC)
1015	X		8.45	NA	0.283	NA	47	NA	5.24	NA	12.7	NA	18.93	NA	250	79.93
1025	X		6.83	0.00	0.343	0.000	115	0.000	3.84	0.00	6.65	0.00	18.47	0.00	250	79.93
1030	X		6.74	0.00	0.344	0.000	123	0.000	3.73	0.00	6.18	0.00	18.49	0.00	250	79.93
1035	X		6.75	0.00	0.346	0.000	125	0.000	3.70	0.00	5.37	0.00	18.54	0.00	250	79.93
1040	X		6.74	0.00	0.353	0.000	131	0.000	3.75	0.00	3.89	0.00	18.51	0.00	250	79.93
1045	X		6.71	0.00	0.355	0.000	132	0.000	3.65	0.00	3.42	0.00	18.49	0.00	250	79.93
1050	X		6.71	0.00	0.365	0.000	138	0.000	3.67	0.00	3.38	0.00	18.30	0.00	250	79.93
1055	X		6.73	0.00	0.368	0.000	139	0.000	3.68	0.00	3.13	0.00	18.45	0.00	250	79.93
1100	X		6.74	0.00	0.367	0.000	142	0.000	3.69	0.00	3.27	0.00	18.49	0.00	250	79.93
1103		X		0.00		0.000		0.000		0.00		0.00		0.00		
POST 1115	X		6.78	0.00	0.372	0.000	137	0.000	3.73	0.00	2.85	0.00	18.32	0.00	250	79.93

COMMENTS: MP-10 9R/UD, 75psi SAMPLED @ 1103

TEMPERATURE CORRECTION FACTOR °C	0.0
MAKE/MODEL OF WQ METER: HORIBA U-52 SERIAL #:	21415
MAKE/MODEL OF WQ METER: LAMOTTE 2020 SERIAL #:	18481

7.0 pH BUMP
7.03, 16.39°C @ 1130

Department Sanctioned Analytical Methods: pH (SM 4500-H+B), temp (SM 2550 B), spec. cond. (EPA 120.1), turbidity (EPA 180.1), DO (SM 4500-O G)

*INDICATOR PARAMETERS HAVE STABLIZED WHEN 3 CONSECUTIVE READINGS ARE WITHIN: ± 0.1 for pH; ± 3% for Specific Conductivity and Temperature; ± 10 mv for Redox Potential; and ± 10% for Dissolved Oxygen and Turbidity

LOW FLOW SAMPLING
DATA SHEET

SHEET 1 OF 2

SITE: LMC - GREAT NECK
DATE: 10/13/16
WEATHER: SUNNY, 70°F

CONSULTING FIRM: Tetra Tech (NJDEP Lab #10018)
FIELD PERSONNEL: [illegible]

MONITOR WELL: MW-96L
WELL DEPTH: 155
SCREENED/OPEN INTERVAL: 135-155
WELL PERMIT #:
WELL DIAMETER: 4 Inches

PID/FID READINGS (ppm): BACKGROUND: —
BENEATH OUTER CAP: —
BENEATH INNER CAP: —

PUMP INTAKE DEPTH: 145 ft below TIC
DEPTH TO WATER BEFORE PUMP INSTALLATION: 81.24 ft below TIC
MAKE/MODEL OF PUMP: QED SAMPLE PRO 1.75" SERIAL #: 27107

TIME	PURGING	SAMPLING	pH (pH units) READING	pH CHANGE*	SPECIFIC CONDUCTIVITY (mS/cm) READING	SPECIFIC CONDUCTIVITY CHANGE*	REDOX POTENTIAL (mv) READING	REDOX POTENTIAL CHANGE*	DISSOLVED OXYGEN (mg/l) READING	DISSOLVED OXYGEN CHANGE*	TURBIDITY (NTU) READING	TURBIDITY CHANGE*	TEMPERATURE (degrees C) READING	TEMPERATURE CHANGE*	PUMPING RATE (ml/min)	DEPTH TO WATER (ft below TOC)
1205	X		10.43	NA	1.05	NA	49	NA	2.10	NA	12.15	NA	19.66	NA	150	82.14
1210	X		10.77	0.00	1.08	0.000	14	0.000	1.64	0.00	14.0	0.00	19.97	0.00	100	82.39
1215	X		10.82	0.00	1.08	0.000	10	0.000	1.45	0.00	13.5	0.00	20.00	0.00	100	82.62
1220	X		10.82	0.00	1.08	0.000	7	0.000	1.41	0.00	12.0	0.00	20.04	0.00	100	82.85
1225	X		10.83	0.00	1.09	0.000	7	0.000	1.29	0.00	23.1	0.00	19.97	0.00	100	83.09
1230	X		10.84	0.00	1.09	0.000	6	0.000	1.28	0.00	29.4	0.00	19.79	0.00	100	83.25
1235	X		10.88	0.00	1.09	0.000	5	0.000	1.09	0.00	30.1	0.00	19.65	0.00	100	83.45
1240	X		10.87	0.00	1.10	0.000	6	0.000	1.10	0.00	37.3	0.00	19.83	0.00	100	83.71
1245	X		10.85	0.00	1.10	0.000	5	0.000	1.08	0.00	38.6	0.00	19.81	0.00	100	83.82
1250	X		10.83	0.00	1.10	0.000	4	0.000	1.09	0.00	36.1	0.00	19.97	0.00	100	83.89
1255	X		10.78	0.00	1.09	0.000	5	0.000	1.0	0.00	37.9	0.00	20.05	0.00	100	83.96

COMMENTS: SAMPLES @ 1300 MW-16 9R 6D 80171

7.0 pH Thermo Test 7.00, 16.92°C @ 1340

TEMPERATURE CORRECTION FACTOR °C: 0.0

MAKE/MODEL OF WQ METER: HORIBA U-52 SERIAL #: 21415

MAKE/MODEL OF WQ METER: LAMOTTE 2020 SERIAL #: 18481

Department Sanctioned Analytical Methods: pH (SM 4500-H+B), temp (SM 2550 B), spec. cond. (EPA 120.1), turbidity (EPA 180.1), DO (SM 4500-O G)

*INDICATOR PARAMETERS HAVE STABLIZED WHEN 3 CONSECUTIVE READINGS ARE WITHIN: ± 0.1 for pH; ± 3% for Specific Conductivity and Temperature; ± 10 mv for Redox Potential; and ± 10% for Dissolved Oxygen and Turbidity

LOW FLOW SAMPLING
DATA SHEET

SITE: LMC GREAT NECK
DATE: 10/13/16
WEATHER: ~~[illegible]~~ SUNNY, 70°F

CONSULTING FIRM: Tetra Tech (NJDEP Lab #10018)
FIELD PERSONNEL: J. Bulk

MONITOR WELL: MW-9GL
WELL DEPTH: 155
SCREENED/OPEN INTERVAL: 134-155
WELL PERMIT #:
WELL DIAMETER: 4 Inches

PID/FID READINGS (ppm):
BACKGROUND:
BENEATH OUTER CAP:
BENEATH INNER CAP:

PUMP INTAKE DEPTH: 145 ft below TIC
DEPTH TO WATER BEFORE PUMP INSTALLATION: 81.24 ft below TIC
MAKE/MODEL OF PUMP: QED SAMPLE PRO 1.75 SERIAL #: 27107

	TIME	PURGING	SAMPLING	pH (pH units) READING	pH CHANGE*	SPECIFIC CONDUCTIVITY (mS/cm) READING	SPECIFIC CONDUCTIVITY CHANGE*	REDOX POTENTIAL (mv) READING	REDOX POTENTIAL CHANGE*	DISSOLVED OXYGEN (mg/l) READING	DISSOLVED OXYGEN CHANGE*	TURBIDITY (NTU) READING	TURBIDITY CHANGE*	TEMPERATURE (degrees C) READING	TEMPERATURE CHANGE*	PUMPING RATE (ml/min)	DEPTH TO WATER (ft below TOC)
POST	1318	X		10.64	NA	1.08	NA	9	NA	0.47	NA	17.1	NA	20.41	NA	100	83.75
					0.00		0.000		0.000		0.00		0.00		0.00		
					0.00		0.000		0.000		0.00		0.00		0.00		
					0.00		0.000		0.000		0.00		0.00		0.00		
					0.00		0.000		0.000		0.00		0.00		0.00		
					0.00		0.000		0.000		0.00		0.00		0.00		
					0.00		0.000		0.000		0.00		0.00		0.00		
					0.00		0.000		0.000		0.00		0.00		0.00		
					0.00		0.000		0.000		0.00		0.00		0.00		
					0.00		0.000		0.000		0.00		0.00		0.00		

COMMENTS:

TEMPERATURE CORRECTION FACTOR °C	0.0
MAKE/MODEL OF WQ METER: HORIBA U-52 SERIAL #:	21415
MAKE/MODEL OF WQ METER: LA MOTTE 2020 SERIAL #:	16481

Department Sanctioned Analytical Methods: pH (SM 4500-H+B), temp (SM 2550 B), spec. cond. (EPA 120.1), turbidity (EPA 180.1), DO (SM 4500-O G)

*INDICATOR PARAMETERS HAVE STABLIZED WHEN 3 CONSECUTIVE READINGS ARE WITHIN: ± 0.1 for pH; ± 3% for Specific Conductivity and Temperature; ± 10 mv for Redox Potential; and ± 10% for Dissolved Oxygen and Turbidity

LOW FLOW SAMPLING
DATA SHEET

SHEET 1 OF 1

SITE: LMC - GREAT NECK
DATE: 10/13/16
WEATHER: CLOUDY, 65°F

CONSULTING FIRM: Tetra Tech (NJDEP Lab #10018)
FIELD PERSONNEL: JON BUK

MONITOR WELL: MW-10GL
WELL DEPTH: 132
SCREENED/OPEN INTERVAL: 112-132
WELL PERMIT #:
WELL DIAMETER: 4 Inches

PID/FID READINGS (ppm):
BACKGROUND:
BENEATH OUTER CAP:
BENEATH INNER CAP:

PUMP INTAKE DEPTH: 122 ft below TIC
DEPTH TO WATER BEFORE PUMP INSTALLATION: ~~[illegible]~~ 80.75 ft below TIC
MAKE/MODEL OF PUMP: QED SAMPLE PRO SERIAL #: 27107

TIME	PURGING	SAMPLING	pH (pH units) READING	pH CHANGE*	SPECIFIC CONDUCTIVITY (mS/cm) READING	SPECIFIC CONDUCTIVITY CHANGE*	REDOX POTENTIAL (mv) READING	REDOX POTENTIAL CHANGE*	DISSOLVED OXYGEN (mg/l) READING	DISSOLVED OXYGEN CHANGE*	TURBIDITY (NTU) READING	TURBIDITY CHANGE*	TEMPERATURE (degrees C) READING	TEMPERATURE CHANGE*	PUMPING RATE (ml/min)	DEPTH TO WATER (ft below TOC)
1440	X		8.47	NA	0.875	NA	143	NA	5.67	NA	20.5	NA	19.07	NA	300	~~[illegible]~~
1445	X		7.58	0.00	0.871	0.000	162	0.000	1.83	0.00	27.1	0.00	18.60	0.00	300	80.75
1450	X		6.79	0.00	0.850	0.000	174	0.000	0.01	0.00	29.3	0.00	18.24	0.00	300	80.75
1455	X		6.64	0.00	0.840	0.000	175	0.000	0.12	0.00	25.1	0.00	18.28	0.00	300	80.75
1500	X		6.60	0.00	0.830	0.000	180	0.000	0.25	0.00	23.3	0.00	18.28	0.00	300	80.75
1505	X		6.53	0.00	0.824	0.000	182	0.000	0.19	0.00	23.2	0.00	18.22	0.00	300	80.75
1510	X		6.54	0.00	0.822	0.000	183	0.000	0.22	0.00	19.6	0.00	18.20	0.00	300	80.75
1515	X		6.50	0.00	0.824	0.000	183	0.000	0.20	0.00	20.4	0.00	18.16	0.00	300	80.75
1520	X		6.51	0.00	0.820	0.000	187	0.000	0.21	0.00	20.2	0.00	18.14	0.00	300	80.75
1525	X		6.49	0.00	0.819	0.000	186	0.000	0.21	0.00	19.8	0.00	18.11	0.00	300	80.75
POST 1530/1535	X	X	6.44	0.00	0.830	0.000	186	0.000	0.29	0.00	29.7	0.00	18.14	0.00	300	8.75

COMMENTS: MP-10 9R/6D, 65 ps. SAMPLES @ 1530

TEMPERATURE CORRECTION FACTOR °C	0.0
MAKE/MODEL OF WQ METER: HORIBA U-52 SERIAL #:	21415
MAKE/MODEL OF WQ METER: LAMOTTE 2020 SERIAL #:	18481

7.0 pH Buffer
7.06, 17.50°C
@ 1610

Department Sanctioned Analytical Methods: pH (SM 4500-H+B), temp (SM 2550 B), spec. cond. (EPA 120.1), turbidity (EPA 180.1), DO (SM 4500-O G)

*INDICATOR PARAMETERS HAVE STABLIZED WHEN 3 CONSECUTIVE READINGS ARE WITHIN: ± 0.1 for pH; ± 3% for Specific Conductivity and Temperature; ± 10 mv for Redox Potential; and ± 10% for Dissolved Oxygen and Turbidity

LOW FLOW SAMPLING
DATA SHEET

SITE: LMC Great Neck
CONSULTING FIRM: Tetra Tech (NJDEP Lab #10018)
DATE: 10.13.16
FIELD PERSONNEL: R. WAGner
WEATHER: Sunny 70's Breezy

MONITOR WELL: MW-35GL
WELL DEPTH: 135
SCREENED/OPEN INTERVAL:
WELL PERMIT #:
WELL DIAMETER: 2 Inches

PID/FID READINGS (ppm): BACKGROUND: / BENEATH OUTER CAP: / BENEATH INNER CAP: /
PUMP INTAKE DEPTH: 125 ft below TIC
DEPTH TO WATER BEFORE PUMP INSTALLATION: 81.30 ft below TIC
MAKE/MODEL OF PUMP: QED Sample Pro SERIAL #: 21734

TIME	PURGING	SAMPLING	pH (pH units) READING	pH CHANGE*	SPECIFIC CONDUCTIVITY (mS/cm) READING	SPECIFIC CONDUCTIVITY CHANGE*	REDOX POTENTIAL (mv) READING	REDOX POTENTIAL CHANGE*	DISSOLVED OXYGEN (mg/l) READING	DISSOLVED OXYGEN CHANGE*	TURBIDITY (NTU) READING	TURBIDITY CHANGE*	TEMPERATURE (degrees C) READING	TEMPERATURE CHANGE*	PUMPING RATE (ml/min)	DEPTH TO WATER (ft below TOC)
1400		✓	Setup	NA		NA		NA		NA		NA		NA		
1425	X		6.61	0.00	0.306	0.000	-54	0.000	1.70	0.00	17.9	0.00	19.58	0.00	250 ~~300~~	81.30
1430	X		6.60	0.00	0.334	0.000	-74	0.000	0.64	0.00	22.5	0.00	19.16	0.00	250 ~~300~~	81.30
1435	X		6.59	0.00	0.351	0.000	-80	0.000	0.11	0.00	14.1	0.00	19.10	0.00	250 ~~300~~	81.30
1440	X		6.52	0.00	0.375	0.000	-78	0.000	0.00	0.00	11.72	0.00	19.00	0.00	250	81.30
1445	X		6.50	0.00	0.394	0.000	-66	0.000	0.00	0.00	11.25	0.00	18.88	0.00	250	81.30
1450	X		6.33	0.00	0.421	0.000	-45	0.000	0.00	0.00	24.0	0.00	18.80	0.00	250	81.30
1455	X		6.23	0.00	0.437	0.000	-23	0.000	0.00	0.00	31.2	0.00	18.72	0.00	250	81.30
1500	X		6.21	0.00	0.444	0.000	-7	0.000	0.00	0.00	21.6	0.00	18.60	0.00	250	81.30
1505	X		6.24	0.00	0.446	0.000	-1	0.000	0.00	0.00	18.11	0.00	18.56	0.00	250	81.30
1510	X		6.22	0.00	0.447	0.000	5	0.000	0.00	0.00	15.4	0.00	18.53	0.00	250	81.30

COMMENTS: (MP-10 R 20 D 10 psi 110) Sampled @ 15:16 (No Drop tube) Clear - No Odor

TEMPERATURE CORRECTION FACTOR °C	0.0
MAKE/MODEL OF WQ METER: Hach DR2 SERIAL #:	121123
MAKE/MODEL OF WQ METER: Lamotte 2020 SERIAL #:	33131

(1535 - Bump test 7.06 @ 20.69°C

Department Sanctioned Analytical Methods: pH (SM 4500-H+B), temp (SM 2550 B), spec. cond. (EPA 120.1), turbidity (EPA 180.1), DO (SM 4500-O G)

*INDICATOR PARAMETERS HAVE STABLIZED WHEN 3 CONSECUTIVE READINGS ARE WITHIN: ± 0.1 for pH; ± 3% for Specific Conductivity and Temperature; ± 10 mv for Redox Potential; and ± 10% for Dissolved Oxygen and Turbidity

LOW FLOW SAMPLING
DATA SHEET

SITE: LMC Great Neck
CONSULTING FIRM: Tetra Tech (NJDEP Lab #10018)
DATE: 10.13-16
FIELD PERSONNEL:
WEATHER: Overcast - Lt. Rain

MONITOR WELL: MW-356L
WELL DEPTH:
SCREENED/OPEN INTERVAL:
WELL PERMIT #:
WELL DIAMETER: Inches

PID/FID READINGS (ppm): BACKGROUND:
BENEATH OUTER CAP:
BENEATH INNER CAP:
PUMP INTAKE DEPTH: ft below TIC
DEPTH TO WATER BEFORE PUMP INSTALLATION : ft below TIC
MAKE/MODEL OF PUMP: SERIAL #:

TIME	PURGING	SAMPLING	pH (pH units)		SPECIFIC CONDUCTIVITY (mS/cm)		REDOX POTENTIAL (mv)		DISSOLVED OXYGEN (mg/l)		TURBIDITY (NTU)		TEMPERATURE (degrees C)		PUMPING RATE (ml/min)	DEPTH TO WATER (ft below TOC)
			READING	CHANGE*	READING	CHANGE*	READING	CHANGE*	READING	CHANGE*	READING	CHANGE*	READING	CHANGE*		
1515	X		6.21	NA	0.447	NA	6	NA	0.00	NA	14.8	NA	18.52	NA	250	81.30
1516		X		0.00		0.000		0.000		0.00		0.00		0.00		
1522	Post		6.22	0.00	0.447	0.000	8	0.000	0.00	0.00	14.7	0.00	18.53	0.00	250	81.30
				0.00		0.000		0.000		0.00		0.00		0.00		
				0.00		0.000		0.000		0.00		0.00		0.00		
				0.00		0.000		0.000		0.00		0.00		0.00		
				0.00		0.000		0.000		0.00		0.00		0.00		
				0.00		0.000		0.000		0.00		0.00		0.00		
				0.00		0.000		0.000		0.00		0.00		0.00		
				0.00		0.000		0.000		0.00		0.00		0.00		

COMMENTS: Sampled @ 1516

TEMPERATURE CORRECTION FACTOR °C	
MAKE/MODEL OF WQ METER: SERIAL #:	
MAKE/MODEL OF WQ METER: SERIAL #:	

Department Sanctioned Analytical Methods: pH (SM 4500-H+B), temp (SM 2550 B), spec. cond. (EPA 120.1), turbidity (EPA 180.1), DO (SM 4500-O G)

*INDICATOR PARAMETERS HAVE STABLIZED WHEN 3 CONSECUTIVE READINGS ARE WITHIN: ± 0.1 for pH; ± 3% for Specific Conductivity and Temperature; ± 10 mv for Redox Potential; and ± 10% for Dissolved Oxygen and Turbidity

LOW FLOW SAMPLING
DATA SHEET

SHEET 1 OF 1

SITE: Lincoln Park
DATE: 10/13/16
WEATHER: Sunny 60°F

CONSULTING FIRM: Tetra Tech (NJDEP Lab #10018)
FIELD PERSONNEL: Arkelly

MONITOR WELL: MW-316L
WELL DEPTH: 200'
SCREENED/OPEN INTERVAL:
WELL PERMIT #:
WELL DIAMETER: 4 Inches

PID/FID READINGS (ppm): BACKGROUND: \ BENEATH OUTER CAP: \ BENEATH INNER CAP: \

PUMP INTAKE DEPTH: 193 ft below TIC
DEPTH TO WATER BEFORE PUMP INSTALLATION: 91.27 ft below TIC
MAKE/MODEL OF PUMP: QED Redi-Flow SERIAL #: LMC-BP07

TIME	PURGING	SAMPLING	pH (pH units) READING	pH CHANGE*	SPECIFIC CONDUCTIVITY (mS/cm) READING	SPECIFIC CONDUCTIVITY CHANGE*	REDOX POTENTIAL (mv) READING	REDOX POTENTIAL CHANGE*	DISSOLVED OXYGEN (mg/l) READING	DISSOLVED OXYGEN CHANGE*	TURBIDITY (NTU) READING	TURBIDITY CHANGE*	TEMPERATURE (degrees C) READING	TEMPERATURE CHANGE*	PUMPING RATE (ml/min)	DEPTH TO WATER (ft below TOC)
1000	X			NA		NA		NA		NA		NA		NA	300	91.27
1015	X		7.93	0.00	0.437	0.000	66	0.000	1.70	0.00	0.39	0.00	16.10	0.00	300	91.27
1020	X		7.44	0.00	0.434	0.000	80	0.000	1.73	0.00	0.61	0.00	15.65	0.00	300	91.27
1025	X		7.16	0.00	0.437	0.000	98	0.000	3.04	0.00	1.57	0.00	15.57	0.00	300	91.27
1030	X		6.92	0.00	0.444	0.000	107	0.000	3.72	0.00	0.75	0.00	15.46	0.00	300	91.27
1035	X		6.42	0.00	0.445	0.000	118	0.000	3.47	0.00	0.83	0.00	15.40	0.00	300	91.27
1040	X		6.89	0.00	0.446	0.000	111	0.000	3.53	0.00	0.71	0.00	15.40	0.00	300	91.27
1045		X		0.00		0.000		0.000		0.00		0.00		0.00		
1052	Post		6.85	0.00	0.444	0.000	121	0.000	3.88	0.00	1.42	0.00	15.38	0.00	300	91.27
				0.00		0.000		0.000		0.00		0.00		0.00		
				0.00		0.000		0.000		0.00		0.00		0.00		

COMMENTS: MW-316L-XX Sampled @ 1045 pH Dup @ 1055 15.629 pH 7.03
0.8 gal (Drop tube vol) purged
Total VOL Purged (3.5 gal)

mp 10/R 20 D 10 µS 50

TEMPERATURE CORRECTION FACTOR °C	0.0
MAKE/MODEL OF WQ METER: U-52 SERIAL #:	21285
MAKE/MODEL OF WQ METER: LaMotte SERIAL #:	18470

Department Sanctioned Analytical Methods: pH (SM 4500-H+B), temp (SM 2550 B), spec. cond. (EPA 120.1), turbidity (EPA 180.1), DO (SM 4500-O G)

*INDICATOR PARAMETERS HAVE STABLIZED WHEN 3 CONSECUTIVE READINGS ARE WITHIN: ± 0.1 for pH; ± 3% for Specific Conductivity and Temperature; ± 10 mv for Redox Potential; and ± 10% for Dissolved Oxygen and Turbidity

LOW FLOW SAMPLING
DATA SHEET

SHEET 1 OF 1

SITE: LMC-GreatNeck
DATE: 10/12/16
WEATHER: P. Cloudy, 60°F

CONSULTING FIRM: Tetra Tech (NJDEP Lab #10018)
FIELD PERSONNEL: Adrity

MONITOR WELL: MW-31 ML
WELL DEPTH: 555
SCREENED/OPEN INTERVAL:
WELL PERMIT #:
WELL DIAMETER: 4 Inches

PID/FID READINGS (ppm): BACKGROUND:
BENEATH OUTER CAP:
BENEATH INNER CAP:

PUMP INTAKE DEPTH: 346 ft below TIC
DEPTH TO WATER BEFORE PUMP INSTALLATION: 96.48 ft below TIC
MAKE/MODEL OF PUMP: QED Bladder SERIAL #: LMC-BP06

TIME	PURGING	SAMPLING	pH (pH units) READING	pH CHANGE*	SPECIFIC CONDUCTIVITY (mS/cm) READING	SPECIFIC CONDUCTIVITY CHANGE*	REDOX POTENTIAL (mv) READING	REDOX POTENTIAL CHANGE*	DISSOLVED OXYGEN (mg/l) READING	DISSOLVED OXYGEN CHANGE*	TURBIDITY (NTU) READING	TURBIDITY CHANGE*	TEMPERATURE (degrees C) READING	TEMPERATURE CHANGE*	PUMPING RATE (ml/min)	DEPTH TO WATER (ft below TOC)
1100	X			NA		NA		NA		NA		NA		NA	350	96.48
1105	X		7.14	0.00	0.160	0.000	116	0.000	6.17	0.00	1.23	0.00	15.70	0.00	350	96.48
1110	X		6.89	0.00	0.155	0.000	164	0.000	3.55	0.00	1.38	0.00	15.34	0.00	350	96.48
1115	X		6.84	0.00	0.151	0.000	179	0.000	3.88	0.00	0.52	0.00	15.30	0.00	350	96.48
1120	X		6.82	0.00	0.155	0.000	170	0.000	4.19	0.00	0.86	0.00	15.25	0.00	350	96.48
1125	X		6.78	0.00	0.151	0.000	168	0.000	4.15	0.00	0.71	0.00	15.28	0.00	350	96.48
1130	X		6.83	0.00	0.129	0.000	168	0.000	4.12	0.00	0.38	0.00	15.24	0.00	350	96.48
1135	X		6.75	0.00	0.117	0.000	168	0.000	4.08	0.00	0.85	0.00	15.14	0.00	350	96.48
1140	X		6.78	0.00	0.116	0.000	171	0.000	3.44	0.00	0.76	0.00	15.17	0.00	350	96.48
1145	X		6.79	0.00	0.115	0.000	168	0.000	3.82	0.00	0.51	0.00	15.17	0.00	350	96.48
1155	Pst		6.77	0.00	0.114	0.000	169	0.000	3.73	0.00	0.26	0.00	15.15	0.00	350	96.48

COMMENTS: * Prop tup Volume (2.5 gal) purged MW-31 ML - XX sampled @ 1150
Total VOL Purged: 5 gal
rp10/ R 20 D 10 DS = 20
pH Bup @ 1200 pH 7.04 Temp 16.81°F

TEMPERATURE CORRECTION FACTOR °C	0.0
MAKE/MODEL OF W[illegible] METER: U-52 SERIAL #:	212 48
MAKE/MODEL OF W[illegible] METER: La Motte SERIAL #:	182178

Department Sanctioned Analytical Methods: pH (SM 4500-H+B), temp (SM 2550 B), spec. cond. (EPA 120.1), turbidity (EPA 180.1), DO (SM 4500-O G)

*INDICATOR PARAMETERS HAVE STABLIZED WHEN 3 CONSECUTIVE READINGS ARE WITHIN: ± 0.1 for pH; ± 3% for Specific Conductivity and Temperature; ± 10 mv for Redox Potential; and ± 10% for Dissolved Oxygen and Turbidity

LOW FLOW SAMPLING
DATA SHEET

SHEET 1 OF 1

SITE: LMC- Great Neck
DATE: 10/13/16
WEATHER: Cloudy 60°F

CONSULTING FIRM: Tetra Tech (NJDEP Lab #10018)
FIELD PERSONNEL: AL, GH

MONITOR WELL: MW-31MJ
WELL DEPTH: 254
SCREENED/OPEN INTERVAL:
WELL PERMIT #:
WELL DIAMETER: 4 Inches

PID/FID READING ppm): BACKGROUND:
BENEATH OUTER CAP:
BENEATH INNER CAP:

PUMP INTAKE DEPTH: 245 ft below TIC
DEPTH TO WATER BEFORE PUMP INSTALLATION: 91.61 ft below TIC
MAKE/MODEL OF PUMP: QED Dedicated SERIAL #: LMC-BP07

TIME	PURGING	SAMPLING	pH (pH units) READING	pH CHANGE*	SPECIFIC CONDUCTIVITY (mS/cm) READING	SPECIFIC CONDUCTIVITY CHANGE*	REDOX POTENTIAL (mv) READING	REDOX POTENTIAL CHANGE*	DISSOLVED OXYGEN (mg/l) READING	DISSOLVED OXYGEN CHANGE*	TURBIDITY (NTU) READING	TURBIDITY CHANGE*	TEMPERATURE (degrees C) READING	TEMPERATURE CHANGE*	PUMPING RATE (ml/min)	DEPTH TO WATER (ft below TOC)
1205	X			NA		NA		NA		NA		NA		NA	300	91.61
1210	X		6.85	0.00	0.315	0.000	164	0.000	4.96	0.00	0.26	0.00	16.27	0.00	300	91.61
1215	X		6.84	0.00	0.323	0.000	178	0.000	0.08	0.00	0.91	0.00	15.57	0.00	300	91.61
1220	X		6.85	0.00	0.341	0.000	177	0.000	2.18	0.00	1.51	0.00	15.57	0.00	300	91.61
1225	X		6.86	0.00	0.360	0.000	175	0.000	2.93	0.00	5.37	0.00	15.46	0.00	300	91.61
1230	X		6.77	0.00	0.384	0.000	167	0.000	3.48	0.00	3.15	0.00	15.40	0.00	300	91.61
1235	X		6.81	0.00	0.390	0.000	160	0.000	4.05	0.00	2.82	0.00	15.43	0.00	300	91.61
1240	X		6.81	0.00	0.392	0.000	161	0.000	4.28	0.00	2.31	0.00	15.39	0.00	300	91.61
~~1245~~		X		0.00		0.000		0.000		0.00		0.00		0.00		
1305	Post		6.76	0.00	0.395	0.000	164	0.000	4.13	0.00	2.10	0.00	15.42	0.00	300	91.61
				0.00		0.000		0.000		0.00		0.00		0.00		

COMMENTS:
Drop Tubes VOL (1.3 gal) Purged MW-31-XX, MS, MSD & MW-300-XX Sampled @ 1240
Total VOL Purged 4.5 gal
mg/l) B 20 D 18 PS 68
pH Temp @ 1310 7.02 16.53°F

TEMPERATURE CORRECTION FACTOR °C: 0.0
MAKE/MODEL OF W[illegible] METER: U-52 SERIAL #: 21284
MAKE/MODEL OF W[illegible] METER: Lamotte SERIAL #: 18178

Department Sanctioned Analytical Methods: pH (SM 4500-H+B), temp (SM 2550 B), spec. cond. (EPA 120.1), turbidity (EPA 180.1), DO (SM 4500-O G)

*INDIC[illegible]OR PARAMETERS HAVE STABLIZED WHEN 3 CONSECUTIVE READINGS ARE WITHIN: ± 0.1 for pH; ± 3% for Specific Conductivity and Temperature; ± 10 m[illegible] Red[illegible]x Potential; and ± 10% for Dissolved Oxygen and Turbidity

LOW FLOW SAMPLING
DATA SHEET

SHEET 1 OF 1

SITE: LMC Great Neck 117-0507642.09
DATE: 10.13.16
WEATHER: Sunny 60 Calm

CONSULTING FIRM: Tetra Tech (NJDEP Lab #10018)
FIELD PERSONNEL: Roy WAGNER

MONITOR WELL: MW-43 MU-xx
WELL DEPTH: 228
SCREENED/OPEN INTERVAL: 218-228
WELL PERMIT #:
WELL DIAMETER: 4 Inches

PID/FID READINGS (ppm): BACKGROUND: —
BENEATH OUTER CAP: —
BENEATH INNER CAP: —

PUMP INTAKE DEPTH: 103 ft below TIC
DEPTH TO WATER BEFORE PUMP INSTALLATION: ____ ft below TIC
MAKE/MODEL OF PUMP: MARSCHALK SERIAL #: DEDICATED

TIME	PURGING	SAMPLING	pH (pH units) READING	pH CHANGE*	SPECIFIC CONDUCTIVITY (mS/cm) READING	SPECIFIC CONDUCTIVITY CHANGE*	REDOX POTENTIAL (mv) READING	REDOX POTENTIAL CHANGE*	DISSOLVED OXYGEN (mg/l) READING	DISSOLVED OXYGEN CHANGE*	TURBIDITY (NTU) READING	TURBIDITY CHANGE*	TEMPERATURE (degrees C) READING	TEMPERATURE CHANGE*	PUMPING RATE (ml/min)	DEPTH TO WATER (ft below TOC)
0952			Ref W	NA		NA		NA		NA		NA		NA	350	97.33
1000	X		6.84	0.00	0.193	0.000	49	0.000	0.00	0.00	2.17	0.00	13.18	0.00	350	97.45
1015	X		6.72	0.00	0.187	0.000	59	0.000	0.00	0.00	2.14	0.00	12.50	0.00	350	97.40 *
1020	X		6.76	0.00	0.193	0.000	75	0.000	2.92	0.00	7.22	0.00	12.51	0.00	350	97.40
1025	X		6.62	0.00	0.194	0.000	81	0.000	3.49	0.00	8.14	0.00	12.52	0.00	350	97.40
1030	X		6.61	0.00	0.193	0.000	95	0.000	3.68	0.00	5.13	0.00	12.54	0.00	350	97.40
1035	X		6.61	0.00	0.192	0.000	98	0.000	3.87	0.00	4.57	0.00	12.55	0.00	350	97.40
1040	X		6.58	0.00	0.192	0.000	105	0.000	3.83	0.00	4.97	0.00	12.32	0.00	350	97.40
1045	X		6.55	0.00	0.192	0.000	110	0.000	3.85	0.00	4.13	0.00	12.35	0.00	350	97.40
1050	Y	X	6.54	0.00	0.192	0.000	113	0.000	3.87	0.00	4.06	0.00	12.31	0.00	350	97.40
1055	Post		6.60	0.00	0.191	0.000	121	0.000	4.82	0.00	4.08	0.00	12.40	0.00	350	97.40

COMMENTS: (MP-10 R D PSI 20 10 65) Sampled @ 1050

* 1.0 gallons to be removed

4.0 gallons

TEMPERATURE CORRECTION FACTOR °C	0.0
MAKE/MODEL OF WQ METER: Horiba U52 SERIAL #:	21674 / 21773
MAKE/MODEL OF WQ METER: LaMotte 2020 SERIAL #:	33131

Department Sanctioned Analytical Methods: pH (SM 4500-H+B), temp (SM 2550 B), spec. cond. (EPA 120.1), turbidity (EPA 180.1), DO (SM 4500-O G)

*INDICATOR PARAMETERS HAVE STABLIZED WHEN 3 CONSECUTIVE READINGS ARE WITHIN: ± 0.1 for pH; ± 3% for Specific Conductivity and Temperature; ± 10 mv for Redox Potential; and ± 10% for Dissolved Oxygen and Turbidity

LOW FLOW SAMPLING
DATA SHEET

SHEET 1 OF 1

SITE: LMC Great Neck
CONSULTING FIRM: Tetra Tech (NJDEP Lab #10018)
DATE: 10.13.16
FIELD PERSONNEL: R. WAGNER
WEATHER: Sunny 70 Calm

MONITOR WELL: MW-43 MI
WELL DEPTH: 330
SCREENED/OPEN INTERVAL:
WELL PERMIT #:
WELL DIAMETER: 4 Inches

PID/FID READINGS (ppm): BACKGROUND: / BENEATH OUTER CAP: / BENEATH INNER CAP: /
PUMP INTAKE DEPTH: 320 ft below TIC
DEPTH TO WATER BEFORE PUMP INSTALLATION: 97.95 ft below TIC
MAKE/MODEL OF PUMP: Dedicated SERIAL #:

TIME	PURGING	SAMPLING	pH (pH units) READING	pH CHANGE*	SPECIFIC CONDUCTIVITY (mS/cm) READING	SPECIFIC CONDUCTIVITY CHANGE*	REDOX POTENTIAL (mv) READING	REDOX POTENTIAL CHANGE*	DISSOLVED OXYGEN (mg/l) READING	DISSOLVED OXYGEN CHANGE*	TURBIDITY (NTU) READING	TURBIDITY CHANGE*	TEMPERATURE (degrees C) READING	TEMPERATURE CHANGE*	PUMPING RATE (ml/min)	DEPTH TO WATER (ft below TOC)
1105	X		Set up	NA		NA		NA		NA		NA		NA		97.95
1115	X		6.33	0.00	0.153	0.000	176	0.000	1.50	0.00	1.73	0.00	12.77	0.00	350	97.98
1120	X		6.37	0.00	0.153	0.000	178	0.000	0.00	0.00	1.48	0.00	12.59	0.00	350	97.98
1125	X		6.39	0.00	0.152	0.000	169	0.000	0.00	0.00	1.66	0.00	12.46	0.00	350	97.98
1130	X		6.39	0.00	0.152	0.000	169	0.000	0.00	0.00	1.47	0.00	12.40	0.00	350	97.98 *
1135	X		6.38	0.00	0.152	0.000	167	0.000	2.49	0.00	1.60	0.00	12.36	0.00	350	97.98
1140	X		6.46	0.00	0.153	0.000	199	0.000	4.18	0.00	1.83	0.00	12.37	0.00	350	97.98
1145	X		6.50	0.00	0.155	0.000	198	0.000	4.98	0.00	1.53	0.00	12.35	0.00	350	97.98
1150	X		6.47	0.00	0.156	0.000	196	0.000	4.93	0.00	1.68	0.00	12.34	0.00	350	97.98
1155	X		6.49	0.00	0.157	0.000	194	0.000	4.90	0.00	1.65	0.00	12.32	0.00	350	97.98
1200	Post		6.54	0.00	0.157	0.000	188	0.000	4.97	0.00	1.36	0.00	12.39	0.00	350	97.98

COMMENTS: (MP-W R 20 D 10 Psi 65) Sampled @ 11:58 ph @7.03 Bump test @ 1205

* 2.1 gallons need to be Removed

TEMPERATURE CORRECTION FACTOR °C: 0.0

MAKE/MODEL OF WQ METER: Horiba U52 SERIAL #: 21674/21173

MAKE/MODEL OF WQ METER: Lamotte 2020 SERIAL #: 33131

Department Sanctioned Analytical Methods: pH (SM 4500-H+B), temp (SM 2550 B), spec. cond. (EPA 120.1), turbidity (EPA 180.1), DO (SM 4500-O G)

*INDICATOR PARAMETERS HAVE STABLIZED WHEN 3 CONSECUTIVE READINGS ARE WITHIN: ± 0.1 for pH; ± 3% for Specific Conductivity and Temperature; ± 10 mv for Redox Potential; and ± 10% for Dissolved Oxygen and Turbidity

LOW FLOW SAMPLING
DATA SHEET

SHEET 1 OF 1

SITE: LMC - GREAT NECK
DATE: 10/14/4
WEATHER: SUNNY, 65°F

CONSULTING FIRM: Tetra Tech (NJDEP Lab #10018)
FIELD PERSONNEL: JOW BYK

MONITOR WELL: MW-46MI
WELL DEPTH: 302
SCREENED/OPEN INTERVAL: 292-302
WELL PERMIT #:
WELL DIAMETER: 4 Inches

PID/FID READINGS (ppm): BACKGROUND: / BENEATH OUTER CAP: / BENEATH INNER CAP: /

PUMP INTAKE DEPTH: 297 ft below TIC
DEPTH TO WATER BEFORE PUMP INSTALLATION: 151.95 ft below TIC
MAKE/MODEL OF PUMP: DEDICATED SERIAL #:

TIME	PURGING	SAMPLING	pH (pH units) READING	pH CHANGE*	SPECIFIC CONDUCTIVITY (mS/cm) READING	SPECIFIC CONDUCTIVITY CHANGE*	REDOX POTENTIAL (mv) READING	REDOX POTENTIAL CHANGE*	DISSOLVED OXYGEN (mg/l) READING	DISSOLVED OXYGEN CHANGE*	TURBIDITY (NTU) READING	TURBIDITY CHANGE*	TEMPERATURE (degrees C) READING	TEMPERATURE CHANGE*	PUMPING RATE (ml/min)	DEPTH TO WATER (ft below TOC)
1430	X		7.65	NA	0.132	NA	-25	NA	4.81	NA	0.15	NA	15.23	NA	350	151.95
1440	X		7.11	0.00	0.132	0.000	144	0.000	4.46	0.00	0.26	0.00	13.71	0.00	350	151.95
1445	X		7.01	0.00	0.130	0.000	158	0.000	4.78	0.00	0.25	0.00	13.39	0.00	350	151.95
1450	X		7.01	0.00	0.131	0.000	159	0.000	4.80	0.00	0.24	0.00	13.37	0.00	350	151.95
1455	X		7.00	0.00	0.132	0.000	161	0.000	4.78	0.00	0.23	0.00	13.35	0.00	350	151.95
1500	X		6.98	0.00	0.133	0.000	161	0.000	4.77	0.00	0.22	0.00	13.35	0.00	350	151.95
1505	X		6.97	0.00	0.133	0.000	164	0.000	4.76	0.00	0.23	0.00	13.34	0.00	350	151.95
1510	X		6.97	0.00	0.135	0.000	165	0.000	4.76	0.00	0.23	0.00	13.32	0.00	350	151.95
1515		X		0.00		0.000		0.000		0.00		0.00		0.00		
1520	X		6.96	0.00	0.137	0.000	166	0.000	4.77	0.00	0.22	0.00	13.30	0.00	350	151.95
				0.00		0.000		0.000		0.00		0.00		0.00		

post

COMMENTS: DROPTUBE VOLUME PURGED: 1.5 GAL
MP-10 20R/10D 1 100 psi

TEMPERATURE CORRECTION FACTOR °C: 0.0

MAKE/MODEL OF WQ METER: HORIBA U-52 SERIAL #: 21285

MAKE/MODEL OF WQ METER: LAMOTTE 2020 SERIAL #: 16481

7.0 pH Buffer
204, 19.04°C
@ 15:58

Department Sanctioned Analytical Methods: pH (SM 4500-H+B), temp (SM 2550 B), spec. cond. (EPA 120.1), turbidity (EPA 180.1), DO (SM 4500-O G)

*INDICATOR PARAMETERS HAVE STABLIZED WHEN 3 CONSECUTIVE READINGS ARE WITHIN: ± 0.1 for pH; ± 3% for Specific Conductivity and Temperature; ± 10 mv for Redox Potential; and ± 10% for Dissolved Oxygen and Turbidity

LOW FLOW SAMPLING
DATA SHEET

SHEET 1 OF 1

SITE: LMC-GN
DATE: 10.14.16
WEATHER: Sun 60 CALM

CONSULTING FIRM: Tetra Tech (NJDEP Lab #10018)
FIELD PERSONNEL: Ray WAGner

MONITOR WELL: MW-46 ML
WELL DEPTH:
SCREENED/OPEN INTERVAL:
WELL PERMIT #:
WELL DIAMETER: 4 Inches

PID/FID READINGS (ppm):
BACKGROUND:
BENEATH OUTER CAP: /
BENEATH INNER CAP:

PUMP INTAKE DEPTH: 1 ft below TIC
DEPTH TO WATER BEFORE PUMP INSTALLATION: 152.86 ft below TIC
MAKE/MODEL OF PUMP: DEDICATED SERIAL #:

TIME	PURGING	SAMPLING	pH (pH units) READING	pH CHANGE*	SPECIFIC CONDUCTIVITY (mS/cm) READING	SPECIFIC CONDUCTIVITY CHANGE*	REDOX POTENTIAL (mv) READING	REDOX POTENTIAL CHANGE*	DISSOLVED OXYGEN (mg/l) READING	DISSOLVED OXYGEN CHANGE*	TURBIDITY (NTU) READING	TURBIDITY CHANGE*	TEMPERATURE (degrees C) READING	TEMPERATURE CHANGE*	PUMPING RATE (ml/min)	DEPTH TO WATER (ft below TOC)
1420			Set-p	NA		NA		NA		NA		NA		NA		152.86 ~~152.~~
1430	X		7.02	0.00	0.090	0.000	238	0.000	5.93	0.00	1.87	0.00	19.04	0.00	300	152.92
1435	X		6.97	0.00	0.084	0.000	247	0.000	4.23	0.00	1.36	0.00	17.07	0.00	300	152.89
1440	X		6.94	0.00	0.085	0.000	262	0.000	3.12	0.00	1.65	0.00	15.68	0.00	300	152.89
1445	X		6.95	0.00	0.078	0.000	253	0.000	3.08	0.00	1.72	0.00	14.59	0.00	300	152.89 ☆
1450	X		6.92	0.00	0.077	0.000	253	0.000	2.98	0.00	1.67	0.00	14.30	0.00	300	152.89
1455	X		6.90	0.00	0.078	0.000	250	0.000	3.09	0.00	1.80	0.00	14.33	0.00	300	152.89
1500	X		6.91	0.00	0.078	0.000	247	0.000	3.01	0.00	2.84	0.00	14.05	0.00	300	152.89
1505	X		6.92	0.00	0.077	0.000	251	0.000	3.11	0.00	2.85	0.00	14.07	0.00	300	152.89
				0.00		0.000		0.000		0.00		0.00		0.00		
1510	Pg 1		6.93	0.00	0.077	0.000	249	0.000	3.31	0.00	2.55	0.00	14.05	0.00	300	152.89

COMMENTS: MP-10H | R 20.10 | B | PSI 104
Sampled @ ~~1457~~
Bump test @ 1552
7-19 ~~[illegible]~~ 20.57°C
4.0 gallons ≈
☆ 1.9 gallons removed for prop tube

TEMPERATURE CORRECTION FACTOR °C: 0.0
MAKE/MODEL OF WQ METER: U52 SERIAL #: 21674
MAKE/MODEL OF WQ METER: 2020 SERIAL #: 038131

Department Sanctioned Analytical Methods: pH (SM 4500-H+B), temp (SM 2550 B), spec. cond. (EPA 120.1), turbidity (EPA 180.1), DO (SM 4500-O G)

*INDICATOR PARAMETERS HAVE STABLIZED WHEN 3 CONSECUTIVE READINGS ARE WITHIN: ± 0.1 for pH; ± 3% for Specific Conductivity and Temperature; ± 10 mv for Redox Potential; and ± 10% for Dissolved Oxygen and Turbidity

LOW FLOW SAMPLING
DATA SHEET

SHEET 1 OF 1

SITE: LMC Great Neck
DATE: 10.14.16
WEATHER: Sunny 50

CONSULTING FIRM: Tetra Tech (NJDEP Lab #10018)
FIELD PERSONNEL: R. Wagner

MONITOR WELL: MW-51ML
WELL DEPTH: 347
SCREENED/OPEN INTERVAL:
WELL PERMIT #:
WELL DIAMETER: 4 Inches

PID/FID READINGS (ppm): BACKGROUND: / BENEATH OUTER CAP: / BENEATH INNER CAP: /

PUMP INTAKE DEPTH: 317 ft below TIC
DEPTH TO WATER BEFORE PUMP INSTALLATION: 120.34 ft below TIC
MAKE/MODEL OF PUMP: DEDICATED SERIAL #:

TIME	PURGING	SAMPLING	pH (pH units) READING	pH CHANGE*	SPECIFIC CONDUCTIVITY (mS/cm) READING	SPECIFIC CONDUCTIVITY CHANGE*	REDOX POTENTIAL (mv) READING	REDOX POTENTIAL CHANGE*	DISSOLVED OXYGEN (mg/l) READING	DISSOLVED OXYGEN CHANGE*	TURBIDITY (NTU) READING	TURBIDITY CHANGE*	TEMPERATURE (degrees C) READING	TEMPERATURE CHANGE*	PUMPING RATE (ml/min)	DEPTH TO WATER (ft below TOC)
1007			Setup	NA	—	NA	—	NA	—	NA	—	NA	—	NA	—	120.34
1016	X		7.33	0.00	0.142	0.000	105	0.000	5.206	0.00	1.59	0.00	15.61	0.00	350	120.34
1020	X		6.90	0.00	0.147	0.000	135	0.000	1.36	0.00	1.53	0.00	14.40	0.00	350	120.34
1025	X		6.82	0.00	0.143	0.000	134	0.000	0.65	0.00	1.53	0.00	14.20	0.00	350	120.34
1030	X		6.77	0.00	0.140	0.000	131	0.000	0.64	0.00	1.33	0.00	14.18	0.00	350	120.34
1035	X		6.69	0.00	0.138	0.000	131	0.000	1.48	0.00	2.00	0.00	14.27	0.00	350	120.34 *
1040	X		6.72	0.00	0.135	0.000	136	0.000	2.89	0.00	2.53	0.00	14.19	0.00	350	120.34
1045	X		6.67	0.00	0.134	0.000	139	0.000	3.90	0.00	2.04	0.00	14.16	0.00	350	120.34
1050	X		6.70	0.00	0.133	0.000	140	0.000	3.99	0.00	2.00	0.00	14.19	0.00	350	120.34
1055	X	X	6.67	0.00	0.133	0.000	142	0.000	4.01	0.00	1.99	0.00	14.15	0.00	350	120.34
1100	Post	X	6.68	0.00	0.132	0.000	146	0.000	4.47	0.00	1.48	0.00	14.13	0.00	350	120.34

COMMENTS: (MP-10 R 20 P 10 PSI 25) Sampled @ 10:57 4.0 Gallons * Removed (1.88) Drop tube

TEMPERATURE CORRECTION FACTOR °C	0.0
MAKE/MODEL OF WQ METER: Horiba SERIAL #:	21674
MAKE/MODEL OF WQ METER: Lamotte 2020 SERIAL #:	033131

PH Bump @ 12:30
~~7.00~~ 20.6°C 7.10

Department Sanctioned Analytical Methods: pH (SM 4500-H+B), temp (SM 2550 B), spec. cond. (EPA 120.1), turbidity (EPA 180.1), DO (SM 4500-O G)

*INDICATOR PARAMETERS HAVE STABLIZED WHEN 3 CONSECUTIVE READINGS ARE WITHIN: ± 0.1 for pH; ± 3% for Specific Conductivity and Temperature; ± 10 mv for Redox Potential; and ± 10% for Dissolved Oxygen and Turbidity

LOW FLOW SAMPLING
DATA SHEET

SHEET 1 OF 1

SITE: LMC Great Neck
DATE: 10-14-16
WEATHER: Sun 60

CONSULTING FIRM: Tetra Tech (NJDEP Lab #10018)
FIELD PERSONNEL: R WAGNER

MONITOR WELL: MW-51MI
WELL DEPTH: 208
SCREENED/OPEN INTERVAL: 183-208
WELL PERMIT #:
WELL DIAMETER: 2 Inches

PID/FID READINGS (ppm): BACKGROUND:
BENEATH OUTER CAP: ✓
BENEATH INNER CAP:

PUMP INTAKE DEPTH: ____ ft below TIC
DEPTH TO WATER BEFORE PUMP INSTALLATION: 112.55 ft below TIC
MAKE/MODEL OF PUMP: DEDICATED SERIAL #:

TIME	PURGING	SAMPLING	pH (pH units) READING	pH CHANGE*	SPECIFIC CONDUCTIVITY (mS/cm) READING	SPECIFIC CONDUCTIVITY CHANGE*	REDOX POTENTIAL (mv) READING	REDOX POTENTIAL CHANGE*	DISSOLVED OXYGEN (mg/l) READING	DISSOLVED OXYGEN CHANGE*	TURBIDITY (NTU) READING	TURBIDITY CHANGE*	TEMPERATURE (degrees C) READING	TEMPERATURE CHANGE*	PUMPING RATE (ml/min)	DEPTH TO WATER (ft below TOC)
0858			Set up	NA		NA		NA		NA		NA		NA		112.55
0920	X		7.47	0.00	0.689	0.000	41	0.000	3.64	0.00	2.40	0.00	14.97	0.00	200	112.50
0925	X		6.79	0.00	0.676	0.000	57	0.000	1.97	0.00	1.57	0.00	14.61	0.00	200	112.50
0930	X		6.68	0.00	0.672	0.000	64	0.000	1.52	0.00	1.45	0.00	14.40	0.00	200	112.50 ★
0935	X		6.60	0.00	0.658	0.000	114	0.000	1.22	0.00	1.32	0.00	14.24	0.00	200	112.50
0940	X		6.63	0.00	0.629	0.000	117	0.000	1.87	0.00	1.36	0.00	14.16	0.00	200	112.50
0945	X		6.57	0.00	0.625	0.000	117	0.000	2.48	0.00	1.33	0.00	14.18	0.00	200	112.50
0950	X		6.57	0.00	0.625	0.000	117	0.000	2.50	0.00	1.36	0.00	14.11	0.00	200	112.50
0955	X		6.57	0.00	0.625	0.000	119	0.000	2.57	0.00	1.40	0.00	14.14	0.00	200	112.50
0957		X		0.00		0.000		0.000		0.00		0.00		0.00	(VOA's)	
1000	0957		6.59	0.00	0.620	0.000	120	0.000	2.57	0.00	1.54	0.00	14.29	0.00	200	112.50

COMMENTS: Overgrown mess (MP-10 R 15 D 5 psi 100)

Sampled @ 09:57

★ Purge out 0.6 Gallons for drop tube

TEMPERATURE CORRECTION FACTOR °C	0.0
MAKE/MODEL OF WQ METER: Horiba SERIAL #:	216.74
MAKE/MODEL OF WQ METER: Lamotte 2020 SERIAL #:	033131

Department Sanctioned Analytical Methods: pH (SM 4500-H+B), temp (SM 2550 B), spec. cond. (EPA 120.1), turbidity (EPA 180.1), DO (SM 4500-O G)

*INDICATOR PARAMETERS HAVE STABLIZED WHEN 3 CONSECUTIVE READINGS ARE WITHIN: ± 0.1 for pH; ± 3% for Specific Conductivity and Temperature; ± 10 mv for Redox Potential; and ± 10% for Dissolved Oxygen and Turbidity

LOW FLOW SAMPLING
DATA SHEET

SHEET 1 OF 1

SITE: LMC - GN
DATE: 10/14/16
WEATHER: SUNNY, 60°F

CONSULTING FIRM: Tetra Tech (NJDEP Lab #10018)
FIELD PERSONNEL: JON BYK

MONITOR WELL: N-12995
WELL DEPTH: _____
SCREENED/OPEN INTERVAL: _____
WELL PERMIT #: _____
WELL DIAMETER: _____ Inches

PID/FID READINGS (ppm):
BACKGROUND: _____
BENEATH OUTER CAP: _____
BENEATH INNER CAP: _____

PUMP INTAKE DEPTH: _____ ft below TIC
DEPTH TO WATER BEFORE PUMP INSTALLATION : _____ ft below TIC
MAKE/MODEL OF PUMP: _____ SERIAL #: _____

TIME	PURGING	SAMPLING	pH (pH units) READING	pH CHANGE*	SPECIFIC CONDUCTIVITY (mS/cm) READING	SPECIFIC CONDUCTIVITY CHANGE*	REDOX POTENTIAL (mv) READING	REDOX POTENTIAL CHANGE*	DISSOLVED OXYGEN (mg/l) READING	DISSOLVED OXYGEN CHANGE*	TURBIDITY (NTU) READING	TURBIDITY CHANGE*	TEMPERATURE (degrees C) READING	TEMPERATURE CHANGE*	PUMPING RATE (ml/min)	DEPTH TO WATER (ft below TOC)
0835	X			NA		NA		NA		NA		NA		NA		
0845	X		8.13	0.00	0.399	0.000	54	0.000	7.14	0.00	0.10	0.00	14.30	0.00	250	
0850		X		0.00		0.000		0.000		0.00		0.00		0.00		
0855			WELL OFF	0.00		0.000		0.000		0.00		0.00		0.00		
				0.00		0.000		0.000		0.00		0.00		0.00		
				0.00		0.000		0.000		0.00		0.00		0.00		
				0.00		0.000		0.000		0.00		0.00		0.00		
				0.00		0.000		0.000		0.00		0.00		0.00		
				0.00		0.000		0.000		0.00		0.00		0.00		
				0.00		0.000		0.000		0.00		0.00		0.00		
				0.00		0.000		0.000		0.00		0.00		0.00		

COMMENTS: WELL OFF UPON ARRIVAL ; SAMPLE PORT OPEN @: 0837 WAGNN SUPPLY WELL
PUMPING AT 0835, OFF AT 0855

TEMPERATURE CORRECTION FACTOR °C: 0.0

WELL PUMPING TO BLOWOFF - NOT TO SEWER

MAKE/MODEL OF WQ METER: HORIBA U-52 SERIAL #: 21285

MAKE/MODEL OF WQ METER: LaMOTTE 2020 SERIAL #: 18481

Department Sanctioned Analytical Methods: pH (SM 4500-H+B), temp (SM 2550 B), spec. cond. (EPA 120.1), turbidity (EPA 180.1), DO (SM 4500-O G)

*INDICATOR PARAMETERS HAVE STABLIZED WHEN 3 CONSECUTIVE READINGS ARE WITHIN: ± 0.1 for pH; ± 3% for Specific Conductivity and Temperature; ± 10 mv for Redox Potential; and ± 10% for Dissolved Oxygen and Turbidity

LOW FLOW SAMPLING
DATA SHEET

SHEET 1 OF 1

SITE: LMC - GREAT NECK
DATE: 10/14/16
WEATHER: SUNNY, 60°F

CONSULTING FIRM: Tetra Tech (NJDEP Lab #10018)
FIELD PERSONNEL: JAN BUK

MONITOR WELL: N-13000
WELL DEPTH: _____
SCREENED/OPEN INTERVAL: _____
WELL PERMIT #: _____
WELL DIAMETER: _____ Inches

PID/FID READINGS (ppm): BACKGROUND: _____
BENEATH OUTER CAP: _____
BENEATH INNER CAP: _____

PUMP INTAKE DEPTH: _____ ft below TIC
DEPTH TO WATER BEFORE PUMP INSTALLATION : _____ ft below TIC
MAKE/MODEL OF PUMP: _____ SERIAL #: _____

TIME	PURGING	SAMPLING	pH (pH units)		SPECIFIC CONDUCTIVITY (mS/cm)		REDOX POTENTIAL (mv)		DISSOLVED OXYGEN (mg/l)		TURBIDITY (NTU)		TEMPERATURE (degrees C)		PUMPING RATE (ml/min)	DEPTH TO WATER (ft below TOC)
			READING	CHANGE*	READING	CHANGE*	READING	CHANGE*	READING	CHANGE*	READING	CHANGE*	READING	CHANGE*		
0900	X			NA		NA		NA		NA		NA		NA	1145	
0905	X		7.85	0.00	0.173	0.000	123	0.000	4.62	0.00	0.01	0.00	13.41	0.00	1145	
0910		X		0.00		0.000		0.000		0.00		0.00		0.00		
				0.00		0.000		0.000		0.00		0.00		0.00		
				0.00		0.000		0.000		0.00		0.00		0.00		
				0.00		0.000		0.000		0.00		0.00		0.00		
				0.00		0.000		0.000		0.00		0.00		0.00		
				0.00		0.000		0.000		0.00		0.00		0.00		
				0.00		0.000		0.000		0.00		0.00		0.00		
				0.00		0.000		0.000		0.00		0.00		0.00		

COMMENTS: WELL IN SERVICE UPON ARRIVAL
0900: OPEN SAMPLE PORT
0910: SAMPLE
0912: CLOSE SAMPLE PORT.
WAGNN: SUPPLY WELL

TEMPERATURE CORRECTION FACTOR °C	0.0
MAKE/MODEL OF WQ METER: HORIBA U-52 SERIAL #:	21285
MAKE/MODEL OF WQ METER: LAMOTTE 2020 SERIAL #:	10481

Department Sanctioned Analytical Methods: pH (SM 4500-H+B), temp (SM 2550 B), spec. cond. (EPA 120.1), turbidity (EPA 180.1), DO (SM 4500-O G)

*INDICATOR PARAMETERS HAVE STABLIZED WHEN 3 CONSECUTIVE READINGS ARE WITHIN: ± 0.1 for pH; ± 3% for Specific Conductivity and Temperature; ± 10 mv for Redox Potential; and ± 10% for Dissolved Oxygen and Turbidity

LOW FLOW SAMPLING
DATA SHEET

SHEET 1 OF 1

SITE: LMC-GN
DATE: 10/14/16
WEATHER: Sunny, 60°F

CONSULTING FIRM: Tetra Tech (NJDEP Lab #10018)
FIELD PERSONNEL: Jon Bak

MONITOR WELL: N-2169
WELL DEPTH: _____
SCREENED/OPEN INTERVAL: _____
WELL PERMIT #: _____
WELL DIAMETER: _____ Inches

PID/FID READINGS (ppm):
BACKGROUND: /
BENEATH OUTER CAP: /
BENEATH INNER CAP: /

PUMP INTAKE DEPTH: _____ ft below TIC
DEPTH TO WATER BEFORE PUMP INSTALLATION : _____ ft below TIC
MAKE/MODEL OF PUMP: _____ SERIAL #: _____

TIME	PURGING	SAMPLING	pH (pH units) READING	pH CHANGE*	SPECIFIC CONDUCTIVITY (mS/cm) READING	SPECIFIC CONDUCTIVITY CHANGE*	REDOX POTENTIAL (mv) READING	REDOX POTENTIAL CHANGE*	DISSOLVED OXYGEN (mg/l) READING	DISSOLVED OXYGEN CHANGE*	TURBIDITY (NTU) READING	TURBIDITY CHANGE*	TEMPERATURE (degrees C) READING	TEMPERATURE CHANGE*	PUMPING RATE (ml/min)	DEPTH TO WATER (ft below TOC)
0950	X			NA		NA		NA		NA		NA		NA		
1005	X		7.37	0.00	0.179	0.000	132	0.000	3.53	0.00	1.48	0.00	15.71	0.00		
1010		X		0.00		0.000		0.000		0.00		0.00		0.00		
				0.00		0.000		0.000		0.00		0.00		0.00		
				0.00		0.000		0.000		0.00		0.00		0.00		
				0.00		0.000		0.000		0.00		0.00		0.00		
				0.00		0.000		0.000		0.00		0.00		0.00		
				0.00		0.000		0.000		0.00		0.00		0.00		
				0.00		0.000		0.000		0.00		0.00		0.00		
				0.00		0.000		0.000		0.00		0.00		0.00		
				0.00		0.000		0.000		0.00		0.00		0.00		

COMMENTS: WELL OFF UPON ARRIVAL
ON @ 0950, SAMPLE PART OUT @ 0950

- SAMPLE COLLECTED FROM SPIGOT ON WELL
- GPM NOT AVAILABLE
- FRESH MEADOWS G&C IRRIGATION WELL

TEMPERATURE CORRECTION FACTOR °C	0.0
MAKE/MODEL OF WQ METER: Horiba U-52 SERIAL #:	21285
MAKE/MODEL OF WQ METER: LaMotte 2020 SERIAL #:	18481

Department Sanctioned Analytical Methods: pH (SM 4500-H+B), temp (SM 2550 B), spec. cond. (EPA 120.1), turbidity (EPA 180.1), DO (SM 4500-O G)

*INDICATOR PARAMETERS HAVE STABLIZED WHEN 3 CONSECUTIVE READINGS ARE WITHIN: ± 0.1 for pH; ± 3% for Specific Conductivity and Temperature; ± 10 mv for Redox Potential; and ± 10% for Dissolved Oxygen and Turbidity

7.0 pH Buffer
7.06, 17.02°C @ 1030

LOW FLOW SAMPLING
DATA SHEET

SHEET 1 OF 1

SITE: LMC- GREAT NECK
DATE: 10/14/16
WEATHER: SUNNY, 60 °F

CONSULTING FIRM: Tetra Tech (NJDEP Lab #10018)
FIELD PERSONNEL: JON BYK

MONITOR WELL: N-5059
WELL DEPTH: _____
SCREENED/OPEN INTERVAL: _____
WELL PERMIT #: _____
WELL DIAMETER: _____ Inches

PID/FID READINGS (ppm): BACKGROUND: _____
BENEATH OUTER CAP: _____
BENEATH INNER CAP: _____

PUMP INTAKE DEPTH: _____ ft below TIC
DEPTH TO WATER BEFORE PUMP INSTALLATION : _____ ft below TIC
MAKE/MODEL OF PUMP: _____ SERIAL #: _____

TIME	PURGING	SAMPLING	pH (pH units)		SPECIFIC CONDUCTIVITY (mS/cm)		REDOX POTENTIAL (mv)		DISSOLVED OXYGEN (mg/l)		TURBIDITY (NTU)		TEMPERATURE (degrees C)		PUMPING RATE (ml/min)	DEPTH TO WATER (ft below TOC)
			READING	CHANGE*	READING	CHANGE*	READING	CHANGE*	READING	CHANGE*	READING	CHANGE*	READING	CHANGE*		
0923	X			NA		NA		NA		NA		NA		NA	1094	
0930	X		7.52	0.00	0.116	0.000	130	0.000	10.22	0.00	0.00	0.00	13.24	0.00	1094	
0935		X		0.00		0.000		0.000		0.00		0.00		0.00		
				0.00		0.000		0.000		0.00		0.00		0.00		
				0.00		0.000		0.000		0.00		0.00		0.00		
				0.00		0.000		0.000		0.00		0.00		0.00		
				0.00		0.000		0.000		0.00		0.00		0.00		
				0.00		0.000		0.000		0.00		0.00		0.00		
				0.00		0.000		0.000		0.00		0.00		0.00		
				0.00		0.000		0.000		0.00		0.00		0.00		
				0.00		0.000		0.000		0.00		0.00		0.00		

COMMENTS: WELL IN SERVICE UPON ARRIVAL
PUMPING @ 1094

SAMPLE PORT AT WELL HEAD
OPEN AT: 0928
SAMPLE AT: 0935
CLOSE AT: 0937

MLWD SUPPLY WELL

TEMPERATURE CORRECTION FACTOR °C	0.0
MAKE/MODEL OF WQ METER: Horiba - U52 SERIAL #:	21285
MAKE/MODEL OF WQ METER: LaMotte 2020 SERIAL #:	18481

Department Sanctioned Analytical Methods: pH (SM 4500-H+B), temp (SM 2550 B), spec. cond. (EPA 120.1), turbidity (EPA 180.1), DO (SM 4500-O G)

*INDICATOR PARAMETERS HAVE STABLIZED WHEN 3 CONSECUTIVE READINGS ARE WITHIN: ± 0.1 for pH; ± 3% for Specific Conductivity and Temperature; ± 10 mv for Redox Potential; and ± 10% for Dissolved Oxygen and Turbidity

TETRA TECH

Documentation of Field Calibration

Date: 10-13-16 Site Name: LMC-GN Project No.: 117-0507642

Time	Pine S/N:		Horiba U-___ Pre	Post	Calibration Lot #	Date Open	Date Expires	Temp (°C)
	Auto Calibration Solution	Temp (°C)						
		pH - 4.0						
		ORP (mV)						
		Cond. (mS/cm)						
		DO (mg/L)						
		Turbidity (NTU)						
	2 Point pH Calibration	pH - 4.0						
		pH - 10.0						
	Calibration Check	pH 7.0 Check (±0.1)						
		Cond. Check _____						
	Conductivity Calibration^	0			NA	NA	NA	
		_____						
	Initial DO Calibration	100% DO			NA	NA	NA	
		0 mg/l DO						
	2 Point DO Calibration^	0% DO						
		100 % DO						

Maintenance	
Changed pH Solution	
Replaced DO Membrane	
Cleaned Turbidity Sensor	
Replaced Batteries	

7.0 pH Check*		
Time	pH	Temp

Comments

Temperature Correction Value
°C

^ Calibration required if check is not within criteria outlined in SOPs (DO:≤ 0.3 mg/L and Conductivity: ± 1%)

* pH check every 3 hours OR immediately following completion of low flow sampling at well if well purging exceeds 3 hours (±0.2 pH units)

Time	Pine S/N: 18478	Lamotte 2020_ Pre	Post	Calibration Lot #	Date Open	Date Expires
	0 NTU	0.08	0.00	C686663	10-13-16	4-30-17
	1 NTU	1.04	1.00	C585113	↓	1-31-17
0850	10 NTU	9.53	10.00	C584140	↓	1-31-17
0852						
0855						

Comments

Turbidity Check Every 20 Samples		
Solution	Time	NTU
10		

Time	Pine S/N	PID MiniRAE	
	100 ppm Isobutylene Lot#		
	Calibration	Pre	Post
	Fresh Air (ppm)		
	Calibration Gas (ppm)		
	Bump Test (ppm)	NA	

Comments

Time	Pine S/N	VRAE	
	4 Gas Lot#		
	Calibration	Pre	Post
	Fresh Air: LEL		
	Fresh Air: O2		
	Fresh Air: CO		
	Fresh Air: H2S		
	Calibration Gas: LEL		
	Calibration Gas: O2		
	Calibration Gas: CO		
	Calibration Gas: H2S		
	Bump Test: LEL	NA	
	Bump Test: O2	NA	
	Bump Test: CO	NA	
	Bump Test: H2S	NA	

Comments

NA: Not Applicable

Person Performing Calibration: Roy WAGNER

Signature: Roy Wagner

TETRA TECH

Documentation of Field Calibration

Date: 10-13-16 Site Name: LMC-GN Project No.: 117-0507642

Time	Pine S/N:		Horiba U-___ Pre	Post	Calibration Lot #	Date Open	Date Expires	Temp (°C)
	Auto Calibration Solution	Temp (°C)						
		pH - 4.0						
		ORP (mV)						
		Cond. (mS/cm)						
		DO (mg/L)						
		Turbidity (NTU)						
	2 Point pH Calibration	pH - 4.0						
		pH - 10.0						
	Calibration Check	pH 7.0 Check (±0.1)						
		Cond. Check _____						
	Conductivity Calibration^	0			NA	NA	NA	
		_____						
	Initial DO Calibration	100% DO			NA	NA	NA	
		0 mg/l DO						
	2 Point DO Calibration^	0% DO						
		100 % DO						

Maintenance	
Changed pH Solution	
Replaced DO Membrane	
Cleaned Turbidity Sensor	
Replaced Batteries	

7.0 pH Check*		
Time	pH	Temp

Comments	Temperature Correction Value
	°C

^ Calibration required if check is not within criteria outlined in SOPs (DO:≤ 0.3 mg/L and Conductivity: ± 1%)

* pH check every 3 hours OR immediately following completion of low flow sampling at well if well purging exceeds 3 hours (±0.2 pH units)

Time	Pine S/N: 029484	Lamotte 2020_ Pre	Post	Calibration Lot #	Date Open	Date Expires
	0 NTU	0.01	0.00	C58536	10-13-16	2-28-17
	1 NTU	1.17	1.00	C688017	↓	7-31-17
0842	10 NTU	8.48	9.99	C584140	↓	1-31-17
0844						
0846						

Comments	Turbidity Check Every 20 Samples		
	Solution	Time	NTU
	10		

Time	Pine S/N	PID MiniRAE	
	100 ppm Isobutylene Lot#		
	Calibration	Pre	Post
	Fresh Air (ppm)		
	Calibration Gas (ppm)		
	Bump Test (ppm)	NA	
	Comments		

Time	Pine S/N	VRAE	
	4 Gas Lot#		
	Calibration	Pre	Post
	Fresh Air: LEL		
	Fresh Air: O2		
	Fresh Air: CO		
	Fresh Air: H2S		
	Calibration Gas: LEL		
	Calibration Gas: O2		
	Calibration Gas: CO		
	Calibration Gas: H2S		
	Bump Test: LEL	NA	
	Bump Test: O2	NA	
	Bump Test: CO	NA	
	Bump Test: H2S	NA	
	Comments		

NA: Not Applicable

Person Performing Calibration: Ray WAGNER Signature: Ray Wagner

TETRA TECH

Documentation of Field Calibration

Date: 10-13-16 Site Name: LMC - GREAT NECK Project No.: 117-0507042

Time	Pine S/N:		Horiba U-52 Pre	Horiba U-52 Post	Calibration Lot #	Date Open	Date Expires	Temp (°C)
	Auto Calibration Solution	Temp (°C)						
		pH - 4.0						
		ORP (mV)						
		Cond. (mS/cm)						
		DO (mg/L)						
		Turbidity (NTU)						
	2 Point pH Calibration	pH - 4.0						
		pH - 10.0						
	Calibration Check	pH 7.0 Check (±0.1)						
		Cond. Check _____						
	Conductivity Calibration^	0			NA	NA	NA	
		_____						
	Initial DO Calibration	100% DO			NA	NA	NA	
		0 mg/l DO						
	2 Point DO Calibration^	0% DO						
		100 % DO						

Maintenance	
Changed pH Solution	
Replaced DO Membrane	
Cleaned Turbidity Sensor	
Replaced Batteries	

7.0 pH Check*		
Time	pH	Temp

Comments

Temperature Correction Value
°C

^ Calibration required if check is not within criteria outlined in SOPs (DO:≤ 0.3 mg/L and Conductivity: ± 1%)

* pH check every 3 hours OR immediately following completion of low flow sampling at well if well purging exceeds 3 hours (±0.2 pH units)

Time	Pine S/N: 033131		Lamotte 2020_ Pre	Lamotte 2020_ Post	Calibration Lot #	Date Open	Date Expires
	0 NTU		-0.00	0.00	C585316	10 13 16	2-28-17
	1 NTU		0.97	1.00	C688017	10.13.16	7-31-17
0830	10 NTU		10.18	10.04	C584140	10.13.16	1-31-17
0832							
0834							

Comments

Turbidity Check Every 20 Samples		
Solution	Time	NTU
10		

Time	Pine S/N		PID MiniRAE
	100 ppm Isobutylene Lot#		
	Calibration	Pre	Post
	Fresh Air (ppm)		
	Calibration Gas (ppm)		
	Bump Test (ppm)	NA	

Comments

Time	Pine S/N		VRAE
	4 Gas Lot#		
	Calibration	Pre	Post
	Fresh Air: LEL		
	Fresh Air: O2		
	Fresh Air: CO		
	Fresh Air: H2S		
	Calibration Gas: LEL		
	Calibration Gas: O2		
	Calibration Gas: CO		
	Calibration Gas: H2S		
	Bump Test: LEL	NA	
	Bump Test: O2	NA	
	Bump Test: CO	NA	
	Bump Test: H2S	NA	

Comments

NA: Not Applicable

Person Performing Calibration: Ray Wagner

Signature: Ray Wagner

TETRA TECH

Documentation of Field Calibration

Date: 10.13.16 Site Name: LMC- GN Project No.: 117-0507642

Time	Pine S/N:		Horiba U-___ Pre	Horiba U-___ Post	Calibration Lot #	Date Open	Date Expires	Temp (°C)
	Auto Calibration Solution	Temp (°C)						
		pH - 4.0						
		ORP (mV)						
		Cond. (mS/cm)						
		DO (mg/L)						
		Turbidity (NTU)						
	2 Point pH Calibration	pH - 4.0						
		pH - 10.0						
	Calibration Check	pH 7.0 Check (±0.1)						
		Cond. Check _____						
	Conductivity Calibration^	0			NA	NA	NA	
		_____						
	Initial DO Calibration	100% DO			NA	NA	NA	
		0 mg/l DO						
	2 Point DO Calibration^	0% DO						
		100 % DO						

Maintenance	
Changed pH Solution	
Replaced DO Membrane	
Cleaned Turbidity Sensor	
Replaced Batteries	

7.0 pH Check*		
Time	pH	Temp

Comments	Temperature Correction Value
	°C

^ Calibration required if check is not within criteria outlined in SOPs (DO:≤ 0.3 mg/L and Conductivity: ± 1%)

* pH check every 3 hours OR immediately following completion of low flow sampling at well if well purging exceeds 3 hours (±0.2 pH units)

Time	Pine S/N: 18481	Lamotte 2020_ Pre	Lamotte 2020_ Post	Calibration Lot #	Date Open	Date Expires
	0 NTU	0.00	0.00	C585316	10.13.16	2-28-17
	1 NTU	1.07	1.00	C688017	10.13.16	7-31-17
0836	10 NTU	9.36	10.00	C589140	10.13.16	1-31-17
0838						
0840						

Comments	Turbidity Check Every 20 Samples		
	Solution	Time	NTU
	10		

Time	Pine S/N	PID MiniRAE	
	100 ppm Isobutylene Lot#		
	Calibration	Pre	Post
	Fresh Air (ppm)		
	Calibration Gas (ppm)		
	Bump Test (ppm)	NA	
	Comments		

Time	Pine S/N		VRAE	
	4 Gas Lot#			
	Calibration		Pre	Post
	Fresh Air	LEL		
		O2		
		CO		
		H2S		
	Calibration Gas	LEL		
		O2		
		CO		
		H2S		
	Bump Test	LEL	NA	
		O2	NA	
		CO	NA	
		H2S	NA	
	Comments			

NA: Not Applicable

Person Performing Calibration: Roy WAGner

Signature: Roy Wagner

TETRA TECH

Documentation of Field Calibration

Date: 10/13/16 Site Name: LMC-GW Project No.: 112-0507642.09

Time	Pine S/N: 21285		Horiba U-52 Pre	Horiba U-52 Post	Calibration Lot #	Date Open	Date Expires	Temp (°C)
	Auto Calibration Solution	Temp (°C)						
		pH - 4.0						
		ORP (mV)						
		Cond. (mS/cm)						
		DO (mg/L)						
		Turbidity (NTU)						
0814	2 Point pH Calibration	pH - 4.0	3.05	4.00	666264	10/13/16	7/31/18	19.31
0826		pH - 10.0	11.56	10.00	666104		7/31/18	19.25
0832	Calibration Check	pH 7.0 Check (±0.1)	X	7.04	665833		5/31/18	20.37
0834		Cond. Check 4.14	X	5.38	CC8CCC3		4/30/17	20.34
0835	Conductivity Calibration^	0	0.004	0.000	NA	NA	NA	26.4
0832		____	5.82	4.49	CC82CC3	10/13/16	4/30/17	20.45
	Initial DO Calibration	100% DO			NA	NA	NA	
0851		0 mg/l DO	X	0.01	20191226377	10/13/16	11/18/16	20.37
0853	2 Point DO Calibration^	0% DO	92.3	100.0				20.31
		100 % DO			NA	NA	NA	

Maintenance	
Changed pH Solution	
Replaced DO Membrane	
Cleaned Turbidity Sensor	
Replaced Batteries	

Comments

7.0 pH Check*		
Time	pH	Temp
1055	7.03	15.62
1200	7.04	16.81
1310	7.02	16.53

Temperature Correction Value: 0.0 °C

^ Calibration required if check is not within criteria outlined in SOPs (DO:≤ 0.3 mg/L and Conductivity: ± 1%)

* pH check every 3 hours OR immediately following completion of low flow sampling at well if well purging exceeds 3 hours (±0.2 pH units)

Time	Pine S/N:	Lamotte 2020_ Pre	Lamotte 2020_ Post	Calibration Lot #	Date Open	Date Expires
	0 NTU					
	1 NTU					
	10 NTU					

Comments

Turbidity Check Every 20 Samples		
Solution	Time	NTU
10		

Time	Pine S/N	PID MiniRAE	
	100 ppm Isobutylene Lot#		
	Calibration	Pre	Post
	Fresh Air (ppm)		
	Calibration Gas (ppm)		
	Bump Test (ppm)	NA	

Comments

Time	Pine S/N	VRAE	
	4 Gas Lot#		
	Calibration	Pre	Post
	Fresh Air: LEL		
	Fresh Air: O2		
	Fresh Air: CO		
	Fresh Air: H2S		
	Calibration Gas: LEL		
	Calibration Gas: O2		
	Calibration Gas: CO		
	Calibration Gas: H2S		
	Bump Test: LEL	NA	
	Bump Test: O2	NA	
	Bump Test: CO	NA	
	Bump Test: H2S	NA	

Comments

NA: Not Applicable

Person Performing Calibration: Andrew Kelly

Signature: [signature]

TETRA TECH

Documentation of Field Calibration

Date: 10/13/16 Site Name: LMC-GN Project No.: 117-0507642.09

Time	Pine S/N: 21173		Horiba U-52 Pre	Horiba U-52 Post	Calibration Lot #	Date Open	Date Expires	Temp (°C)
	Auto Calibration Solution	Temp (°C)						
		pH - 4.0						
		ORP (mV)						
		Cond. (mS/cm)						
		DO (mg/L)						
		Turbidity (NTU)						
0753	2 Point pH Calibration	pH - 4.0	4.00	4.00	GGG224	10/13/16	7/31/18	19.30
0754		pH - 10.0	10.10	10.00	GGG104	↓	7/31/18	19.70
0802	Calibration Check	pH 7.0 Check (±0.1)	X	7.03	GGE833	↓	5/31/18	20.18
0803		Cond. Check 4.49	X	5.72	CE4443		4/30/17	20.14
0806	Conductivity Calibration^	0	0.001	0.000	NA	NA	NA	19.97
0807		4.49	5.70	4.49	CC86663	10/13/16	4/30/17	20.12
	Initial DO Calibration	100% DO			NA	NA	NA	
0857		0 mg/l DO	X	0.00	20141203 73	10/13/16	11/18/16	20.9
0854	2 Point DO Calibration^	0% DO	92.1	100.0				24.2
↓		100 % DO		↓	NA	NA	NA	↓

Maintenance	
Changed pH Solution	
Replaced DO Membrane	
Cleaned Turbidity Sensor	
Replaced Batteries	

7.0 pH Check*		
Time	pH	Temp
1205	7.03	
1535	7.06	20.69

Comments

Temperature Correction Value: 6.0 °C

^ Calibration required if check is not within criteria outlined in SOPs (DO:≤ 0.3 mg/L and Conductivity: ± 1%)

* pH check every 3 hours OR immediately following completion of low flow sampling at well if well purging exceeds 3 hours (±0.2 pH units)

Time	Pine S/N:	Lamotte 2020_ Pre	Lamotte 2020_ Post	Calibration Lot #	Date Open	Date Expires
	0 NTU					
	1 NTU					
	10 NTU					

Comments

Turbidity Check Every 20 Samples		
Solution	Time	NTU
10		

Time	Pine S/N	PID MiniRAE
	100 ppm Isobutylene Lot#	

Calibration	Pre	Post
Fresh Air (ppm)		
Calibration Gas (ppm)		
Bump Test (ppm)	NA	

Comments

Time	Pine S/N	VRAE
	4 Gas Lot#	

Calibration		Pre	Post
Fresh Air	LEL		
	O2		
	CO		
	H2S		
Calibration Gas	LEL		
	O2		
	CO		
	H2S		
Bump Test	LEL	NA	
	O2	NA	
	CO	NA	
	H2S	NA	

Comments

NA: Not Applicable

Person Performing Calibration: Andrew Kelly

Signature: [illegible]

TETRA TECH

Documentation of Field Calibration

Date: 10/13/16 Site Name: LMC-GN Project No.: 117-0507642.09

Horiba U-52

Time	Pine S/N: 21415		Pre	Post	Calibration Lot #	Date Open	Date Expires	Temp (°C)
	Auto Calibration Solution	Temp (°C)						
		pH - 4.0						
		ORP (mV)						
		Cond. (mS/cm)						
		DO (mg/L)						
		Turbidity (NTU)						
0824	2 Point pH Calibration	pH - 4.0	2.44	4.00	666264	10/13/16	7/31/18	19.82
0824		pH - 10.0	11.69	10.00	666104		5/31/18	19.97
0838	Calibration Check	pH 7.0 Check (±0.1)	X	7.05	6GE833		5/31/18 ~~0838~~ 2043	
0840		Cond. Check 4.49	X	5.24	C686663		4/30/17	20.16
0841	Conductivity Calibration^	0	0.004	0.000	NA	NA	NA	20.45
0842		____	5.16	4.49	C686663	10/13/16	4/30/17	20.52
	Initial DO Calibration	100% DO			NA	NA	NA	
0800		0 mg/l DO	X	0.00	2014120373	10/13/16	11/18/16	20.45
0904	2 Point DO Calibration^	0% DO	~~0.05~~ 64.7	0.0				20.26
		100 % DO			NA	NA	NA	6

Maintenance	
Changed pH Solution	
Replaced DO Membrane	
Cleaned Turbidity Sensor	
Replaced Batteries	
Comments	

7.0 pH Check*		
Time	pH	Temp
1130	7.03	16.39
1340	7.00	16.98
1610	7.06	17.50
Temperature Correction Value		
°C		

^ Calibration required if check is not within criteria outlined in SOPs (DO:≤ 0.3 mg/L and Conductivity: ± 1%)

* pH check every 3 hours OR immediately following completion of low flow sampling at well if well purging exceeds 3 hours (±0.2 pH units)

Lamotte 2020_

Time	Pine S/N:	Pre	Post	Calibration Lot #	Date Open	Date Expires
	0 NTU					
	1 NTU					
	10 NTU					
	Comments			Turbidity Check Every 20 Samples		
				Solution	Time	NTU
				10		

PID MiniRAE

Time	Pine S/N		
	100 ppm Isobutylene Lot#		
	Calibration	Pre	Post
	Fresh Air (ppm)		
	Calibration Gas (ppm)		
	Bump Test (ppm)	NA	
	Comments		

VRAE

Time	Pine S/N			
	4 Gas Lot#			
	Calibration		Pre	Post
	Fresh Air	LEL		
		O2		
		CO		
		H2S		
	Calibration Gas	LEL		
		O2		
		CO		
		H2S		
	Bump Test	LEL	NA	
		O2	NA	
		CO	NA	
		H2S	NA	
	Comments			

NA: Not Applicable

Person Performing Calibration: Andrew Kelly

Signature: [signature]

TETRA TECH

Documentation of Field Calibration

Date: 10/13/16 Site Name: LMC - GW Project No.: 117-0507642.09

Horiba U- 52

Time	Pine S/N: 24294		Pre	Post	Calibration Lot #	Date Open	Date Expires	Temp (°C)
	Auto Calibration Solution	Temp (°C)						
		pH - 4.0						
		ORP (mV)						
		Cond. (mS/cm)						
		DO (mg/L)						
		Turbidity (NTU)						
0821	2 Point pH Calibration	pH - 4.0	3.11	4.00	GGG264	10/13/16	7/31/18	18.94
0818		pH - 10.0	11.66	10.00	GGG204		7/31/18	14.69
0823	Calibration Check	pH 7.0 Check (±0.1)	X	7.06	GGE833		5/31/18	20.18
0825		Cond. Check C86.4	X	6.36	C586663		4/30/17	20.22
0826	Conductivity Calibration^	0	0.002	0.000	NA	NA	NA	20.25
0827		____	6.24	4.49	GC86663	10/13/16	4/30/17	20.21
	Initial DO Calibration	100% DO			NA	NA	NA	
0833		0 mg/l DO	X	0.00	2014/20373	10/13/16	11/28/16	20.19
0850	2 Point DO Calibration^	0% DO	112.3	100.0				20.38
↓		100 % DO		↓	NA	NA	NA	↓

Maintenance	
Changed pH Solution	
Replaced DO Membrane	
Cleaned Turbidity Sensor	
Replaced Batteries	

7.0 pH Check*		
Time	pH	Temp

Comments

Temperature Correction Value
°C

^ Calibration required if check is not within criteria outlined in SOPs (DO:≤ 0.3 mg/L and Conductivity: ± 1%)

* pH check every 3 hours OR immediately following completion of low flow sampling at well if well purging exceeds 3 hours (±0.2 pH units)

Lamotte 2020_

Time	Pine S/N:	Pre	Post	Calibration Lot #	Date Open	Date Expires
	0 NTU					
	1 NTU					
	10 NTU					

Comments

Turbidity Check Every 20 Samples		
Solution	Time	NTU
10		

PID MiniRAE

Time	Pine S/N		
	100 ppm Isobutylene Lot#		
	Calibration	Pre	Post
	Fresh Air (ppm)		
	Calibration Gas (ppm)		
	Bump Test (ppm)	NA	

Comments

VRAE

Time	Pine S/N			
	4 Gas Lot#			
	Calibration		Pre	Post
	Fresh Air	LEL		
		O2		
		CO		
		H2S		
	Calibration Gas	LEL		
		O2		
		CO		
		H2S		
	Bump Test	LEL	NA	
		O2	NA	
		CO	NA	
		H2S	NA	

Comments

NA: Not Applicable

Person Performing Calibration: Andrew Kalb

Signature: [signature]

TETRA TECH

Documentation of Field Calibration

Date: 10-14-16 Site Name: LMC- GN Project No.: 117-0507642.09

Time	Pine S/N:		Horiba U-___ Pre	Post	Calibration Lot #	Date Open	Date Expires	Temp (°C)
	Auto Calibration Solution	Temp (°C)						
		pH - 4.0						
		ORP (mV)						
		Cond. (mS/cm)						
		DO (mg/L)						
		Turbidity (NTU)						
	2 Point pH Calibration	pH - 4.0						
		pH - 10.0						
	Calibration Check	pH 7.0 Check (±0.1)						
		Cond. Check _____						
	Conductivity Calibration^	0			NA	NA	NA	
		_____						
	Initial DO Calibration	100% DO			NA	NA	NA	
		0 mg/l DO						
	2 Point DO Calibration^	0% DO						
		100 % DO						

Maintenance	
Changed pH Solution	
Replaced DO Membrane	
Cleaned Turbidity Sensor	
Replaced Batteries	

7.0 pH Check*		
Time	pH	Temp

Comments

Temperature Correction Value
°C

^ Calibration required if check is not within criteria outlined in SOPs (DO:≤ 0.3 mg/L and Conductivity: ± 1%)

* pH check every 3 hours OR immediately following completion of low flow sampling at well if well purging exceeds 3 hours (±0.2 pH units)

Time	Pine S/N: 18481	Lamotte 2020_ Pre	Post	Calibration Lot #	Date Open	Date Expires
	0 NTU	0.00	0.00	C585316	10.13.16	2-28-17
	1 NTU	1.03	1.00	C688017	↓	7.31.17
735	10 NTU	9.84	10.01	C584140		1.31.17
737						
739						

Comments

Turbidity Check Every 20 Samples		
Solution	Time	NTU
10		

Time	Pine S/N	PID MiniRAE	
	100 ppm Isobutylene Lot#		
	Calibration	Pre	Post
	Fresh Air (ppm)		
	Calibration Gas (ppm)		
	Bump Test (ppm)	NA	

Comments

Time	Pine S/N	VRAE	
	4 Gas Lot#		
	Calibration	Pre	Post
	Fresh Air: LEL		
	Fresh Air: O2		
	Fresh Air: CO		
	Fresh Air: H2S		
	Calibration Gas: LEL		
	Calibration Gas: O2		
	Calibration Gas: CO		
	Calibration Gas: H2S		
	Bump Test: LEL	NA	
	Bump Test: O2	NA	
	Bump Test: CO	NA	
	Bump Test: H2S	NA	

Comments

NA: Not Applicable

Person Performing Calibration: ROY WAGNER

Signature: Roy J Wagner

TETRA TECH

Documentation of Field Calibration

Date: 10.14.16 Site Name: LMC GN Project No.: 117-0507642.09

Time	Pine S/N:		Horiba U-___ Pre	Post	Calibration Lot #	Date Open	Date Expires	Temp (°C)
	Auto Calibration Solution	Temp (°C)						
		pH - 4.0						
		ORP (mV)						
		Cond. (mS/cm)						
		DO (mg/L)						
		Turbidity (NTU)						
	2 Point pH Calibration	pH - 4.0						
		pH - 10.0						
	Calibration Check	pH 7.0 Check (±0.1)						
		Cond. Check _____						
	Conductivity Calibration^	0			NA	NA	NA	
		_____						
	Initial DO Calibration	100% DO			NA	NA	NA	
		0 mg/l DO						
	2 Point DO Calibration^	0% DO						
		100 % DO						

Maintenance	
Changed pH Solution	
Replaced DO Membrane	
Cleaned Turbidity Sensor	
Replaced Batteries	

7.0 pH Check*		
Time	pH	Temp

Comments

Temperature Correction Value
°C

^ Calibration required if check is not within criteria outlined in SOPs (DO:≤ 0.3 mg/L and Conductivity: ± 1%)

* pH check every 3 hours OR immediately following completion of low flow sampling at well if well purging exceeds 3 hours (±0.2 pH units)

Time	Pine S/N: 033131	Lamotte 2020_ Pre	Post	Calibration Lot #	Date Open	Date Expires
	0 NTU	0.00	0.00	C585316	10-13-16	2-28-18
	1 NTU	1.01	1.00	C688017	↓	7-31-17
730	10 NTU	10.12	9.99	C584140		1-31-17
732						
734						

Comments

Turbidity Check Every 20 Samples		
Solution	Time	NTU
10		

Time	Pine S/N	PID MiniRAE	
	100 ppm Isobutylene Lot#		
	Calibration	Pre	Post
	Fresh Air (ppm)		
	Calibration Gas (ppm)		
	Bump Test (ppm)	NA	

Comments

Time	Pine S/N	VRAE	
	4 Gas Lot#		
	Calibration	Pre	Post
Fresh Air	LEL		
	O2		
	CO		
	H2S		
Calibration Gas	LEL		
	O2		
	CO		
	H2S		
Bump Test	LEL	NA	
	O2	NA	
	CO	NA	
	H2S	NA	

Comments

NA: Not Applicable

Person Performing Calibration: Roy Wagner Signature: Roy Wagner

TETRA TECH

Documentation of Field Calibration

Date: 10/14/16 Site Name: LMC-GREAT NECK Project No.: 117-0507642.05

Time	Pine S/N: 21285		Horiba U-___ Pre	Post	Calibration Lot #	Date Open	Date Expires	Temp (°C)
	Auto Calibration Solution	Temp (°C)						
		pH - 4.0						
		ORP (mV)						
		Cond. (mS/cm)						
		DO (mg/L)						
		Turbidity (NTU)						
0730	2 Point pH Calibration	pH - 4.0	4.11	4.00	6GG2264	10/14/16	7/31/18	20.85
0736		pH - 10.0	9.74	10.00	6GG109		7/31/18	20.62
0739	Calibration Check	pH 7.0 Check (±0.1)		7.05	6GC837		5/31/18	20.37
0742		Cond. Check 4.49		5.21	C6866663		Apr/17	19.94
0743	Conductivity Calibration^	0	0.003	0.000	NA	NA	NA	20.02
0745		4.49	5.19	4.49	C6866663	10/14/16	Apr/17	20.05
	Initial DO Calibration	100% DO			NA	NA	NA	
0751		0 mg/l DO		0.0	201412033	10/14/16	11/18/16	18.86
	2 Point DO Calibration^	0% DO						
0752		100 % DO	96.5	100.0				18.98

Maintenance	
Changed pH Solution	
Replaced DO Membrane	
Cleaned Turbidity Sensor	
Replaced Batteries	

7.0 pH Check*		
Time	pH	Temp
1030	7.06	17.02
1558	7.04	19.04

Comments

Temperature Correction Value: 0.0 °C

^ Calibration required if check is not within criteria outlined in SOPs (DO:≤ 0.3 mg/L and Conductivity: ± 1%)

* pH check every 3 hours OR immediately following completion of low flow sampling at well if well purging exceeds 3 hours (±0.2 pH units)

Time	Pine S/N:	Lamotte 2020_ Pre	Post	Calibration Lot #	Date Open	Date Expires
	0 NTU					
	1 NTU					
	10 NTU					

Comments

Turbidity Check Every 20 Samples		
Solution	Time	NTU
10		

Time	Pine S/N	PID MiniRAE	
	100 ppm Isobutylene Lot#		
	Calibration	Pre	Post
	Fresh Air (ppm)		
	Calibration Gas (ppm)		
	Bump Test (ppm)	NA	

Comments

Time	Pine S/N		VRAE	
	4 Gas Lot#			
	Calibration		Pre	Post
	Fresh Air	LEL		
		O2		
		CO		
		H2S		
	Calibration Gas	LEL		
		O2		
		CO		
		H2S		
	Bump Test	LEL	NA	
		O2	NA	
		CO	NA	
		H2S	NA	

Comments

NA: Not Applicable

Person Performing Calibration: Jon Bull

Signature: [signature]

TETRA TECH

Documentation of Field Calibration

Date: 10/14/16 Site Name: LMC - GREAT NECK Project No.: 117-050764.09

Time	Pine S/N: 21173		Horiba U-___ Pre	Post	Calibration Lot #	Date Open	Date Expires	Temp (°C)
	Auto Calibration Solution	Temp (°C)						
		pH - 4.0						
		ORP (mV)						
		Cond. (mS/cm)						
		DO (mg/L)						
		Turbidity (NTU)						
0725	2 Point pH Calibration	pH - 4.0	3.96	4.00	6669264	10/14/16	7/31/18	20.23
0729		pH - 10.0	9.84	10.00	6669109	10/14/16	7/31/18	20.29
0730	Calibration Check	pH 7.0 Check (±0.1)		7.09	6968837	10/14/16	5/31/18	20.14
0734		Cond. Check 4.45		5.03	C686663	10/14/16	Apr/17	19.50
0736	Conductivity Calibration^	0	0.005	0.000	NA	NA	NA	12.51
0738		4.49	4.98	4.49	C686663	10/14/16	Apr/17	19.50
	Initial DO Calibration	100% DO			NA	NA	NA	
0755		0 mg/l DO		0.00	20141202773	10/14/16	11/18/16	18.73
	2 Point DO Calibration^	0% DO						
0756		100 % DO	97.6	100.0				19.10

Maintenance	
Changed pH Solution	
Replaced DO Membrane	
Cleaned Turbidity Sensor	
Replaced Batteries	

7.0 pH Check*		
Time	pH	Temp
1230	7.10	20.76
1552	7.19	20.57

Comments

Temperature Correction Value: 0.0 °C

^ Calibration required if check is not within criteria outlined in SOPs (DO:≤ 0.3 mg/L and Conductivity: ± 1%)

* pH check every 3 hours OR immediately following completion of low flow sampling at well if well purging exceeds 3 hours (±0.2 pH units)

Time	Pine S/N:	Lamotte 2020_ Pre	Post	Calibration Lot #	Date Open	Date Expires
	0 NTU					
	1 NTU					
	10 NTU					

Comments

Turbidity Check Every 20 Samples		
Solution	Time	NTU
10		

Time	Pine S/N	PID MiniRAE	
	100 ppm Isobutylene Lot#		
	Calibration	Pre	Post
	Fresh Air (ppm)		
	Calibration Gas (ppm)		
	Bump Test (ppm)	NA	

Comments

Time	Pine S/N	VRAE	
	4 Gas Lot#		
	Calibration	Pre	Post
	Fresh Air: LEL		
	Fresh Air: O2		
	Fresh Air: CO		
	Fresh Air: H2S		
	Calibration Gas: LEL		
	Calibration Gas: O2		
	Calibration Gas: CO		
	Calibration Gas: H2S		
	Bump Test: LEL	NA	
	Bump Test: O2	NA	
	Bump Test: CO	NA	
	Bump Test: H2S	NA	

Comments

NA: Not Applicable

Person Performing Calibration: Jan Bulk

Signature: [signature]

APPENDIX C — DATA USABILITY SUMMARY REPORTS

DATA USABILITY SUMMARY REPORT
AQUEOUS COMPLIANCE MONITORING
PROJECT: LMC GREAT NECK
NEW YORK
DATE SAMPLES COLLECTED: JANUARY 15, 2016

LAB REPORT No. 460-107718-1

1.0 INTRODUCTION

Two aqueous samples, including one trip blank, were collected by Tetra Tech, Inc., at the Lockheed Martin Great Neck site on January 15, 2016. The samples were sent to TestAmerica Laboratories, Inc., in Edison, New Jersey. All analyses were conducted in accordance with USEPA Contract Laboratory Program (CLP) OLM04.2 Method Volatile Organic Compound (VOC) Low Level (LL), Standard Method 4500 and EPA Method 300.0 analytical and reporting protocols.

The data package deliverables provided by the laboratory included a Category B deliverable as outlined in the New York State Department of Environmental Conservation (NYSDEC) Analytical Services Protocols.

Data validation was performed on the aforementioned samples in accordance with EPA Region II data validation guidelines. However, the data validation review requirements were applied such that specifications of the method (OLM04.2) took precedence over the specifications of the outlined in the USEPA Region II Standard Operating Procedure (SOP) Low/Medium Volatile Data Validation, HW-33 Revision 3, (March 2013). Validation of chloride and bromide analytes were conducted in accordance with SM 4500 and EPA Method 300. Likewise, in the instances when method requirements were not defined, Region II guidelines were applied.

The Data Usability Summary Report (DUSR) was prepared after the process of data validation was completed and summarizes the overall data quality and usability in accordance with the NYSDEC Technical Guidance for Site Investigation and Remediation (NYSDEC 2010).

The DUSR review is based on the following parameters:

- * Data completeness
- * Hold times/Sample Preservation
- * GC/MS System Tuning and Performance
- Initial/continuing calibrations
- * Laboratory Method and Trip Blank Results
- * Surrogate Spike Recoveries
- * Internal Standard Results
- * Laboratory Control Sample/Laboratory Control Sample Duplicate Results
- * Matrix Spike/Matrix Spike Duplicate Results
- * Compound Identification/Quantitation
- * Tentatively Identified Compounds Results
- * Detection Limits

The symbol (*) indicates that all quality control criteria were met for this parameter.

This report was prepared to provide a critical review of the laboratory analysis and reported chemical results. Overall, the data quality is acceptable. The results of the DUSR are presented in Section 3.0. Summary tables are provided. Appendices A, B, and C are provided so that the data

user can review the qualified analytical results, results reported by the laboratory and the supporting documentation associated with data findings and data quality.

2.0 SAMPLES INCLUDED IN REVIEW

Lab Report No. 460-107718-1

Sample ID	Lab ID	Date Collected	Test Requested
MW-46MI-XX	460-107718-3	1/15/2016	VOCs, bromide, chloride
MW-46ML-XX	460-107718-2	1/15/2016	VOCs, bromide, chloride
QC-TB011516-XX	460-107718-1	1/15/2016	VOCs

Legend:

VOCs = CLP Low Level (LL) Volatile Organic Compounds in accordance with OLM04.2 Method

Bromide = EPA Method 300.0 Anions, Ion Chromatography

Chloride = Standard Method 4500

3.0 RESULTS

3.1 DATA COMPLETENESS

With regard to the data package deliverables, the format requirements were met, and no further action was required from the laboratory.

3.2 ORGANIC AND MISCELLANEOUS QUALIFIERS

Hold Times/Sample Preservation: Technical hold times and preservation were assessed by comparing the sample dates and preservation code on the sample Chain of Custody (COC) with that of the analysis dates.

- All project samples were properly preserved and analyzed within the required hold time for VOC, chloride, and bromide analyses.

GC/MS Performance Check (Tuning) Summary: Gas chromatograph/mass spectrometer (GC/MS) instrument tuning and performance checks are performed to ensure the instrument's ability to provide appropriate mass-resolution, identification and sensitivity.

- The BFB tuning compound mass-ion abundance criteria for the LL VOC analyses were reported within control limits.

Initial and Continuing Calibration Results: Control limits for initial and continuing instrument calibrations are established to ensure that the instrument is capable of producing accurate quantitative data. The following issues were noted:

- The initial calibration performed on 10/02/2015 had Percent Relative Standard Deviations (%RSDs) which exceeded the 20% quality control limit or the 40% quality control limit (for compounds exhibiting poor response) for acetone. All samples were affected. Only non-detected results were reported for this compounds in the affected samples and these non-detects were qualified as estimated, "UJ".

- The continuing calibration performed on 1/20/2016 @ 17:44 had Percent Difference (%D) which exceeded the 25% method quality control limit for bromomethane, m/p-xylene, and 1,2,4-trichlorobenzene. In addition the 40% quality control limit (for compounds exhibiting poor response) was exceeded for 1,1-difluoroethane. All samples were affected. Only non-detected results were reported for these compounds. The non-detected results reported for these compounds in the affected samples were qualified as estimated "UJ".

- All other initial and continuing calibration response factors and percent relative standard deviations were within acceptable quality control limits for the parameters reviewed.

Laboratory Method and Trip Blank Contamination:

- No target compound contaminants were detected in the laboratory method blanks or the trip blank associated with the reviewed parameters in this data set.

System Monitoring Compound (Surrogate) Recoveries:

- All surrogate recoveries fell within control limits for the project samples received for LL VOC reviewed.

Internal Standards Area Performance:

- The internal standard area counts and retention times fell within control limits for the project samples received and reviewed.

Laboratory Control Spike/Laboratory Control Spike Duplicate (LCS/LCSD) Results:

- The LCS results associated with all samples were within the quality control limits, verifying the overall accuracy and precision associated with the parameters reviewed in a clean matrix.

Matrix Spike/Matrix Spike Duplicate Samples Results:

- All MS/MSD results associated with the reviewed project samples fell within control limits for accuracy and precision. It should be noted that the MS/MSD sample analyzed with this Sample Delivery Group (SDG) was of a similar matrix as the reviewed samples but was not a sample of interest.

Target Compound Identification and Quantitation: The laboratory calculations are verified and compound identifications are reviewed and assessed by the data reviewer.

- The GC/MS raw data (quantitation reports and chromatograms) were provided for review. No laboratory calculation errors were noted for the sample selected for verification during data validation.

Tentatively Identified Compounds (TIC) Results:

- No TICs were reported for any samples in this data package.

Detection Limits: Non-detected results were reported to the Method Detection Limit (MDL). Sample MW-46MI-XX was analyzed at a 5X dilution for cis-1,2-dichloroethene.

- Detected result reported below the Reporting Limit (RL) but above the MDL were qualified as estimated, "J".

4.0 CONCLUSIONS

Overall, based on the outcome of data validation and as summarized in the DUSR, the data quality is acceptable with the qualifiers noted in this report.

Tetra Tech, Inc.
Ann Cognetti
Chemist/Data Validator

Tetra Tech, Inc.
Joseph A. Samchuck
Data Validation Manager

February 17, 2016

Attachments:
Appendix A – Qualified Analytical Results
Appendix B – Results as Reported by the Laboratory
Appendix C – Support Documentation

Appendix A

Qualified Analytical Results

Qualifier Codes:

A = Lab Blank Contamination
B = Field Blank Contamination
C = Calibration Noncompliance (i.e., % RSDs, %Ds, ICVs, CCVs, RRFs, etc.)
C01 = GC/MS Tuning Noncompliance
D = MS/MSD Recovery Noncompliance
E = LCS/LCSD Recovery Noncompliance
F = Lab Duplicate Imprecision
G = Field Duplicate Imprecision
H = Holding Time Exceedance
I = ICP Serial Dilution Noncompliance
J = ICP PDS Recovery Noncompliance; MSA's $r < 0.995$
K = ICP Interference - includes ICS % R Noncompliance
L = Instrument Calibration Range Exceedance
M = Sample Preservation Noncompliance
N = Internal Standard Noncompliance
N01 = Internal Standard Recovery Noncompliance Dioxins
N02 = Recovery Standard Noncompliance Dioxins
N03 = Clean-up Standard Noncompliance Dioxins
O = Poor Instrument Performance (i.e., base-time drifting)
P = Uncertainty near detection limit (< 2 x IDL for inorganics and <CRQL for organics)
Q = Other problems (can encompass a number of issues; i.e.chromatography,interferences, etc.)
R = Surrogates Recovery Noncompliance
S = Pesticide/PCB Resolution
T = % Breakdown Noncompliance for DDT and Endrin
U = RPD between columns/detectors >40% for positive results determined via GC/HPLC
V = Non-linear calibrations; correlation coefficient $r < 0.995$
W = EMPC result
X = Signal to noise response drop
Y = Percent solids <30%
Z = Uncertainty at 2 standard deviations is greater than sample activity
Z1 = Tentatively Identified Compound considered presumptively present
Z2 = Tentatively Identified Compound column bleed
Z3 = Tentatively Identified Compound aldol condensate

PROJ_NO: 07793	NSAMPLE	MW-46MI-XX			MW-46MI-XX-DL			MW-46ML-XX			QC-TB011516		
SDG: 460-107718-1	LAB_ID	460-107718-3			460-107718-3			460-107718-2			460-107718-1		
FRACTION: OV	SAMP_DATE	1/15/2016			1/15/2016			1/15/2016			1/15/2016		
MEDIA: WATER	QC_TYPE	NM			NM			NM			TB		
	UNITS	UG/L			UG/L			UG/L			UG/L		
	PCT_SOLIDS	0.0			0.0			0.0			0.0		
	DUP_OF												
PARAMETER		RESULT	VQL	QLCD	RESULT	VQL	QLCD	RESULT	VQL	QLCD	RESULT	VQL	QLCD
1,1,1-TRICHLOROETHANE		0.1	U					0.1	U		0.1	U	
1,1,2,2-TETRACHLOROETHANE		0.1	U					0.1	U		0.1	U	
1,1,2-TRICHLOROETHANE		0.34	J	P				0.1	U		0.1	U	
1,1,2-TRICHLOROTRIFLUOROETHANE		33						0.98	J	P	0.1	U	
1,1-DICHLORO-2,2,2-TRIFLUOROETHANE		0.1	U					0.1	U		0.1	U	
1,1-DICHLOROETHANE		0.1	U					0.1	U		0.1	U	
1,1-DICHLOROETHENE		0.89	J	P				0.1	U		0.1	U	
1,1-DIFLUOROETHANE		0.1	UJ	C				0.1	UJ	C	0.1	UJ	C
1,2,4-TRICHLOROBENZENE		0.1	UJ	C				0.1	UJ	C	0.1	UJ	C
1,2-DIBROMO-3-CHLOROPROPANE		0.1	U					0.1	U		0.1	U	
1,2-DIBROMOETHANE		0.1	U					0.1	U		0.1	U	
1,2-DICHLOROBENZENE		0.1	U					0.1	U		0.1	U	
1,2-DICHLOROETHANE		1.3						0.1	U		0.1	U	
1,2-DICHLOROPROPANE		0.4	J	P				0.1	U		0.1	U	
1,3-DICHLOROBENZENE		0.1	U					0.1	U		0.1	U	
1,4-DICHLOROBENZENE		0.1	U					0.1	U		0.1	U	
2-BUTANONE		0.1	U					0.1	U		0.1	U	
2-HEXANONE		0.1	U					0.1	U		0.1	U	
4-METHYL-2-PENTANONE		0.1	U					0.1	U		0.1	U	
ACETONE		0.1	UJ	C				0.1	UJ	C	0.1	UJ	C
BENZENE		0.1	U					0.1	U		0.1	U	
BROMODICHLOROMETHANE		0.1	U					0.1	U		0.1	U	
BROMOFORM		0.1	U					0.1	U		0.1	U	
BROMOMETHANE		0.1	UJ	C				0.1	UJ	C	0.1	UJ	C
CARBON DISULFIDE		0.1	U					0.1	U		0.1	U	
CARBON TETRACHLORIDE		0.1	U					0.1	U		0.1	U	
CHLOROBENZENE		0.1	U					0.1	U		0.1	U	
CHLORODIBROMOMETHANE		0.1	U					0.1	U		0.1	U	
CHLORODIFLUOROMETHANE		1.3						0.1	U		0.1	U	
CHLOROETHANE		0.1	U					0.1	U		0.1	U	
CHLOROFORM		1.6						0.37	J	P	0.1	U	
CHLOROMETHANE		0.1	U					0.1	U		0.1	U	
CIS-1,2-DICHLOROETHENE					260			19			0.1	U	
CIS-1,3-DICHLOROPROPENE		0.1	U					0.1	U		0.1	U	
CYCLOHEXANE		0.1	U					0.1	U		0.1	U	

PROJ_NO: 07793	NSAMPLE	MW-46MI-XX			MW-46MI-XX-DL			MW-46ML-XX			QC-TB011516		
SDG: 460-107718-1	LAB_ID	460-107718-3			460-107718-3			460-107718-2			460-107718-1		
FRACTION: OV	SAMP_DATE	1/15/2016			1/15/2016			1/15/2016			1/15/2016		
MEDIA: WATER	QC_TYPE	NM			NM			NM			TB		
	UNITS	UG/L			UG/L			UG/L			UG/L		
	PCT_SOLIDS	0.0			0.0			0.0			0.0		
	DUP_OF												
PARAMETER		RESULT	VQL	QLCD	RESULT	VQL	QLCD	RESULT	VQL	QLCD	RESULT	VQL	QLCD
DICHLORODIFLUOROMETHANE		0.1	U					0.1	U		0.1	U	
ETHYLBENZENE		0.1	U					0.1	U		0.1	U	
ISOPROPYLBENZENE		0.1	U					0.1	U		0.1	U	
M+P-XYLENES		0.1	UJ	C				0.1	UJ	C	0.1	UJ	C
METHYL ACETATE		0.1	U					0.1	U		0.1	U	
METHYL CYCLOHEXANE		0.1	U					0.1	U		0.1	U	
METHYL TERT-BUTYL ETHER		0.1	U					0.1	U		0.1	U	
METHYLENE CHLORIDE		0.1	U					0.1	U		0.1	U	
O-XYLENE		0.1	U					0.1	U		0.1	U	
PENTAFLUOROETHYL CHLORIDE		0.1	U					0.1	U		0.1	U	
STYRENE		0.1	U					0.1	U		0.1	U	
TETRACHLOROETHENE		45						2.5			0.1	U	
TOLUENE		0.1	U					0.1	U		0.1	U	
TOTAL XYLENES		0.1	U					0.1	U		0.1	U	
TRANS-1,2-DICHLOROETHENE		1						0.1	U		0.1	U	
TRANS-1,3-DICHLOROPROPENE		0.1	U					0.1	U		0.1	U	
TRICHLOROETHENE		140						17			0.1	U	
TRICHLOROFLUOROMETHANE		1.5						0.92	J	P	0.1	U	
VINYL CHLORIDE		0.1	U					0.1	U		0.1	U	

PROJ_NO: 07793	NSAMPLE	MW-46MI-XX			MW-46ML-XX		
SDG: 460-107718-1	LAB_ID	460-107718-3			460-107718-2		
FRACTION: MISC	SAMP_DATE	1/15/2016			1/15/2016		
MEDIA: WATER	QC_TYPE	NM			NM		
	UNITS	MG/L			MG/L		
	PCT_SOLIDS	0.0			0.0		
	DUP_OF						
PARAMETER		RESULT	VQL	QLCD	RESULT	VQL	QLCD
BROMIDE		0.061			0.019		
CHLORIDE		20			6.5		

Appendix B

Results as Reported by the Laboratory

FORM I
GC/MS VOA ORGANICS ANALYSIS DATA SHEET

Lab Name: TestAmerica Edison | Job No.: 460-107718-1

SDG No.:

Client Sample ID: QC-TB011516 | Lab Sample ID: 460-107718-1

Matrix: Water | Lab File ID: V43866.D

Analysis Method: OLM04.2/VOL | Date Collected: 01/15/2016 15:25

Sample wt/vol: 5(mL) | Date Analyzed: 01/20/2016 21:17

Soil Aliquot Vol: | Dilution Factor: 1

Soil Extract Vol.: | GC Column: Rtx-624 ID: 0.25(mm)

% Moisture: | Level: (low/med) Low

Analysis Batch No.: 346773 | Units: ug/L

CAS NO.	COMPOUND NAME	RESULT	Q	RL	MDL
71-55-6	1,1,1-Trichloroethane	1.0	U	1.0	0.10
79-34-5	1,1,2,2-Tetrachloroethane	1.0	U	1.0	0.10
76-13-1	1,1,2-Trichloro-1,2,2-trifluoroethane	1.0	U	1.0	0.10
79-00-5	1,1,2-Trichloroethane	1.0	U	1.0	0.10
75-34-3	1,1-Dichloroethane	1.0	U	1.0	0.10
75-35-4	1,1-Dichloroethene	1.0	U	1.0	0.10
120-82-1	1,2,4-Trichlorobenzene	1.0	U	1.0	0.10
96-12-8	1,2-Dibromo-3-Chloropropane	1.0	U	1.0	0.10
106-93-4	1,2-Dibromoethane	1.0	U	1.0	0.10
95-50-1	1,2-Dichlorobenzene	1.0	U	1.0	0.10
107-06-2	1,2-Dichloroethane	1.0	U	1.0	0.10
78-87-5	1,2-Dichloropropane	1.0	U	1.0	0.10
541-73-1	1,3-Dichlorobenzene	1.0	U	1.0	0.10
106-46-7	1,4-Dichlorobenzene	1.0	U	1.0	0.10
591-78-6	2-Hexanone	1.0	U	1.0	0.10
67-64-1	Acetone	1.0	U	1.0	0.10
71-43-2	Benzene	1.0	U	1.0	0.10
75-27-4	Bromodichloromethane	1.0	U	1.0	0.10
75-25-2	Bromoform	1.0	U	1.0	0.10
74-83-9	Bromomethane	1.0	U	1.0	0.10
75-15-0	Carbon disulfide	1.0	U	1.0	0.10
56-23-5	Carbon tetrachloride	1.0	U	1.0	0.10
108-90-7	Chlorobenzene	1.0	U	1.0	0.10
75-45-6	Chlorodifluoromethane	1.0	U	1.0	0.10
75-00-3	Chloroethane	1.0	U	1.0	0.10
67-66-3	Chloroform	1.0	U	1.0	0.10
74-87-3	Chloromethane	1.0	U	1.0	0.10
156-59-2	cis-1,2-Dichloroethene	1.0	U	1.0	0.10
10061-01-5	cis-1,3-Dichloropropene	1.0	U	1.0	0.10
110-82-7	Cyclohexane	1.0	U	1.0	0.10
124-48-1	Dibromochloromethane	1.0	U	1.0	0.10
75-71-8	Dichlorodifluoromethane	1.0	U	1.0	0.10
100-41-4	Ethylbenzene	1.0	U	1.0	0.10
75-69-4	Freon 11	1.0	U	1.0	0.10
76-15-3	Freon 115	1.0	U	1.0	0.10

FORM I
GC/MS VOA ORGANICS ANALYSIS DATA SHEET

Lab Name: TestAmerica Edison | Job No.: 460-107718-1
SDG No.:
Client Sample ID: QC-TB011516 | Lab Sample ID: 460-107718-1
Matrix: Water | Lab File ID: V43866.D
Analysis Method: OLM04.2/VOL | Date Collected: 01/15/2016 15:25
Sample wt/vol: 5(mL) | Date Analyzed: 01/20/2016 21:17
Soil Aliquot Vol: | Dilution Factor: 1
Soil Extract Vol.: | GC Column: Rtx-624 ID: 0.25(mm)
% Moisture: | Level: (low/med) Low
Analysis Batch No.: 346773 | Units: ug/L

CAS NO.	COMPOUND NAME	RESULT	Q	RL	MDL
306-83-2	Freon 123	1.0	U	1.0	0.10
75-37-6	Freon 152a	1.0	U	1.0	0.10
98-82-8	Isopropylbenzene	1.0	U	1.0	0.10
179601-23-1	m&p-Xylene	1.0	U	1.0	0.10
79-20-9	Methyl acetate	1.0	U	1.0	0.10
78-93-3	Methyl ethyl ketone (MEK)	1.0	U	1.0	0.10
108-10-1	Methyl isobutyl ketone (MIBK)	1.0	U	1.0	0.10
1634-04-4	Methyl tert-butyl ether	1.0	U	1.0	0.10
108-87-2	Methylcyclohexane	1.0	U	1.0	0.10
75-09-2	Methylene Chloride	1.0	U	1.0	0.10
95-47-6	o-Xylene	1.0	U	1.0	0.10
100-42-5	Styrene	1.0	U	1.0	0.10
127-18-4	Tetrachloroethene	1.0	U	1.0	0.10
108-88-3	Toluene	1.0	U	1.0	0.10
156-60-5	trans-1,2-Dichloroethene	1.0	U	1.0	0.10
10061-02-6	trans-1,3-Dichloropropene	1.0	U	1.0	0.10
79-01-6	Trichloroethene	1.0	U	1.0	0.10
75-01-4	Vinyl chloride	1.0	U	1.0	0.10
1330-20-7	Xylenes, Total	1.0	U	1.0	0.10

CAS NO.	SURROGATE	%REC	Q	LIMITS
17060-07-0	1,2-Dichloroethane-d4 (Surr)	112		76-114
460-00-4	Bromofluorobenzene	106		86-115
2037-26-5	Toluene-d8 (Surr)	95		88-110

FORM I
GC/MS VOA ORGANICS ANALYSIS DATA SHEET
TENTATIVELY IDENTIFIED COMPOUNDS

Lab Name: TestAmerica Edison Job No.: 460-107718-1

SDG No.:

Client Sample ID: QC-TB011516 Lab Sample ID: 460-107718-1

Matrix: Water Lab File ID: V43866.D

Analysis Method: OLM04.2/VOL Date Collected: 01/15/2016 15:25

Sample wt/vol: 5(mL) Date Analyzed: 01/20/2016 21:17

Soil Aliquot Vol: Dilution Factor: 1

Soil Extract Vol.: GC Column: Rtx-624 ID: 0.25(mm)

% Moisture: Level: (low/med) Low

Analysis Batch No.: 346773 Units: ug/L

Number TICs Found: 0 TIC Result Total: 0

CAS NO.	COMPOUND NAME	RT	RESULT	Q
	Tentatively Identified Compound		None	

FORM I
GC/MS VOA ORGANICS ANALYSIS DATA SHEET

Lab Name: TestAmerica Edison | Job No.: 460-107718-1

SDG No.:

Client Sample ID: MW-46ML-XX | Lab Sample ID: 460-107718-2

Matrix: Water | Lab File ID: V43880.D

Analysis Method: OLM04.2/VOL | Date Collected: 01/15/2016 14:57

Sample wt/vol: 5(mL) | Date Analyzed: 01/21/2016 02:43

Soil Aliquot Vol: | Dilution Factor: 1

Soil Extract Vol.: | GC Column: Rtx-624 ID: 0.25(mm)

% Moisture: | Level: (low/med) Low

Analysis Batch No.: 346773 | Units: ug/L

CAS NO.	COMPOUND NAME	RESULT	Q	RL	MDL
71-55-6	1,1,1-Trichloroethane	1.0	U	1.0	0.10
79-34-5	1,1,2,2-Tetrachloroethane	1.0	U	1.0	0.10
76-13-1	1,1,2-Trichloro-1,2,2-trifluoroethane	0.98	J	1.0	0.10
79-00-5	1,1,2-Trichloroethane	1.0	U	1.0	0.10
75-34-3	1,1-Dichloroethane	1.0	U	1.0	0.10
75-35-4	1,1-Dichloroethene	1.0	U	1.0	0.10
120-82-1	1,2,4-Trichlorobenzene	1.0	U	1.0	0.10
96-12-8	1,2-Dibromo-3-Chloropropane	1.0	U	1.0	0.10
106-93-4	1,2-Dibromoethane	1.0	U	1.0	0.10
95-50-1	1,2-Dichlorobenzene	1.0	U	1.0	0.10
107-06-2	1,2-Dichloroethane	1.0	U	1.0	0.10
78-87-5	1,2-Dichloropropane	1.0	U	1.0	0.10
541-73-1	1,3-Dichlorobenzene	1.0	U	1.0	0.10
106-46-7	1,4-Dichlorobenzene	1.0	U	1.0	0.10
591-78-6	2-Hexanone	1.0	U	1.0	0.10
67-64-1	Acetone	1.0	U	1.0	0.10
71-43-2	Benzene	1.0	U	1.0	0.10
75-27-4	Bromodichloromethane	1.0	U	1.0	0.10
75-25-2	Bromoform	1.0	U	1.0	0.10
74-83-9	Bromomethane	1.0	U	1.0	0.10
75-15-0	Carbon disulfide	1.0	U	1.0	0.10
56-23-5	Carbon tetrachloride	1.0	U	1.0	0.10
108-90-7	Chlorobenzene	1.0	U	1.0	0.10
75-45-6	Chlorodifluoromethane	1.0	U	1.0	0.10
75-00-3	Chloroethane	1.0	U	1.0	0.10
67-66-3	Chloroform	0.37	J	1.0	0.10
74-87-3	Chloromethane	1.0	U	1.0	0.10
156-59-2	cis-1,2-Dichloroethene	19		1.0	0.10
10061-01-5	cis-1,3-Dichloropropene	1.0	U	1.0	0.10
110-82-7	Cyclohexane	1.0	U	1.0	0.10
124-48-1	Dibromochloromethane	1.0	U	1.0	0.10
75-71-8	Dichlorodifluoromethane	1.0	U	1.0	0.10
100-41-4	Ethylbenzene	1.0	U	1.0	0.10
75-69-4	Freon 11	0.92	J	1.0	0.10
76-15-3	Freon 115	1.0	U	1.0	0.10

FORM I
GC/MS VOA ORGANICS ANALYSIS DATA SHEET

Lab Name: TestAmerica Edison | Job No.: 460-107718-1
SDG No.:
Client Sample ID: MW-46ML-XX | Lab Sample ID: 460-107718-2
Matrix: Water | Lab File ID: V43880.D
Analysis Method: OLM04.2/VOL | Date Collected: 01/15/2016 14:57
Sample wt/vol: 5(mL) | Date Analyzed: 01/21/2016 02:43
Soil Aliquot Vol: | Dilution Factor: 1
Soil Extract Vol.: | GC Column: Rtx-624 ID: 0.25(mm)
% Moisture: | Level: (low/med) Low
Analysis Batch No.: 346773 | Units: ug/L

CAS NO.	COMPOUND NAME	RESULT	Q	RL	MDL
306-83-2	Freon 123	1.0	U	1.0	0.10
75-37-6	Freon 152a	1.0	U	1.0	0.10
98-82-8	Isopropylbenzene	1.0	U	1.0	0.10
179601-23-1	m&p-Xylene	1.0	U	1.0	0.10
79-20-9	Methyl acetate	1.0	U	1.0	0.10
78-93-3	Methyl ethyl ketone (MEK)	1.0	U	1.0	0.10
108-10-1	Methyl isobutyl ketone (MIBK)	1.0	U	1.0	0.10
1634-04-4	Methyl tert-butyl ether	1.0	U	1.0	0.10
108-87-2	Methylcyclohexane	1.0	U	1.0	0.10
75-09-2	Methylene Chloride	1.0	U	1.0	0.10
95-47-6	o-Xylene	1.0	U	1.0	0.10
100-42-5	Styrene	1.0	U	1.0	0.10
127-18-4	Tetrachloroethene	2.5		1.0	0.10
108-88-3	Toluene	1.0	U	1.0	0.10
156-60-5	trans-1,2-Dichloroethene	1.0	U	1.0	0.10
10061-02-6	trans-1,3-Dichloropropene	1.0	U	1.0	0.10
79-01-6	Trichloroethene	17		1.0	0.10
75-01-4	Vinyl chloride	1.0	U	1.0	0.10
1330-20-7	Xylenes, Total	1.0	U	1.0	0.10

CAS NO.	SURROGATE	%REC	Q	LIMITS
17060-07-0	1,2-Dichloroethane-d4 (Surr)	104		76-114
460-00-4	Bromofluorobenzene	106		86-115
2037-26-5	Toluene-d8 (Surr)	92		88-110

FORM I
GC/MS VOA ORGANICS ANALYSIS DATA SHEET
TENTATIVELY IDENTIFIED COMPOUNDS

Lab Name: TestAmerica Edison Job No.: 460-107718-1

SDG No.:

Client Sample ID: MW-46ML-XX Lab Sample ID: 460-107718-2

Matrix: Water Lab File ID: V43880.D

Analysis Method: OLM04.2/VOL Date Collected: 01/15/2016 14:57

Sample wt/vol: 5(mL) Date Analyzed: 01/21/2016 02:43

Soil Aliquot Vol: Dilution Factor: 1

Soil Extract Vol.: GC Column: Rtx-624 ID: 0.25(mm)

% Moisture: Level: (low/med) Low

Analysis Batch No.: 346773 Units: ug/L

Number TICs Found: 0 TIC Result Total: 0

CAS NO.	COMPOUND NAME	RT	RESULT	Q
	Tentatively Identified Compound		None	

FORM I
GC/MS VOA ORGANICS ANALYSIS DATA SHEET

Lab Name: TestAmerica Edison | Job No.: 460-107718-1

SDG No.:

Client Sample ID: MW-46MI-XX | Lab Sample ID: 460-107718-3

Matrix: Water | Lab File ID: V43870.D

Analysis Method: OLM04.2/VOL | Date Collected: 01/15/2016 15:25

Sample wt/vol: 5(mL) | Date Analyzed: 01/20/2016 22:50

Soil Aliquot Vol: | Dilution Factor: 1

Soil Extract Vol.: | GC Column: Rtx-624 ID: 0.25(mm)

% Moisture: | Level: (low/med) Low

Analysis Batch No.: 346773 | Units: ug/L

CAS NO.	COMPOUND NAME	RESULT	Q	RL	MDL
71-55-6	1,1,1-Trichloroethane	1.0	U	1.0	0.10
79-34-5	1,1,2,2-Tetrachloroethane	1.0	U	1.0	0.10
76-13-1	1,1,2-Trichloro-1,2,2-trifluoroethane	33		1.0	0.10
79-00-5	1,1,2-Trichloroethane	0.34	J	1.0	0.10
75-34-3	1,1-Dichloroethane	1.0	U	1.0	0.10
75-35-4	1,1-Dichloroethene	0.89	J	1.0	0.10
120-82-1	1,2,4-Trichlorobenzene	1.0	U	1.0	0.10
96-12-8	1,2-Dibromo-3-Chloropropane	1.0	U	1.0	0.10
106-93-4	1,2-Dibromoethane	1.0	U	1.0	0.10
95-50-1	1,2-Dichlorobenzene	1.0	U	1.0	0.10
107-06-2	1,2-Dichloroethane	1.3		1.0	0.10
78-87-5	1,2-Dichloropropane	0.40	J	1.0	0.10
541-73-1	1,3-Dichlorobenzene	1.0	U	1.0	0.10
106-46-7	1,4-Dichlorobenzene	1.0	U	1.0	0.10
591-78-6	2-Hexanone	1.0	U	1.0	0.10
67-64-1	Acetone	1.0	U	1.0	0.10
71-43-2	Benzene	1.0	U	1.0	0.10
75-27-4	Bromodichloromethane	1.0	U	1.0	0.10
75-25-2	Bromoform	1.0	U	1.0	0.10
74-83-9	Bromomethane	1.0	U	1.0	0.10
75-15-0	Carbon disulfide	1.0	U	1.0	0.10
56-23-5	Carbon tetrachloride	1.0	U	1.0	0.10
108-90-7	Chlorobenzene	1.0	U	1.0	0.10
75-45-6	Chlorodifluoromethane	1.3		1.0	0.10
75-00-3	Chloroethane	1.0	U	1.0	0.10
67-66-3	Chloroform	1.6		1.0	0.10
74-87-3	Chloromethane	1.0	U	1.0	0.10
156-59-2	cis-1,2-Dichloroethene	310	E	1.0	0.10
10061-01-5	cis-1,3-Dichloropropene	1.0	U	1.0	0.10
110-82-7	Cyclohexane	1.0	U	1.0	0.10
124-48-1	Dibromochloromethane	1.0	U	1.0	0.10
75-71-8	Dichlorodifluoromethane	1.0	U	1.0	0.10
100-41-4	Ethylbenzene	1.0	U	1.0	0.10
75-69-4	Freon 11	1.5		1.0	0.10
76-15-3	Freon 115	1.0	U	1.0	0.10

FORM I
GC/MS VOA ORGANICS ANALYSIS DATA SHEET

Lab Name: TestAmerica Edison | Job No.: 460-107718-1
SDG No.:
Client Sample ID: MW-46MI-XX | Lab Sample ID: 460-107718-3
Matrix: Water | Lab File ID: V43870.D
Analysis Method: OLM04.2/VOL | Date Collected: 01/15/2016 15:25
Sample wt/vol: 5(mL) | Date Analyzed: 01/20/2016 22:50
Soil Aliquot Vol: | Dilution Factor: 1
Soil Extract Vol.: | GC Column: Rtx-624 ID: 0.25(mm)
% Moisture: | Level: (low/med) Low
Analysis Batch No.: 346773 | Units: ug/L

CAS NO.	COMPOUND NAME	RESULT	Q	RL	MDL
306-83-2	Freon 123	1.0	U	1.0	0.10
75-37-6	Freon 152a	1.0	U	1.0	0.10
98-82-8	Isopropylbenzene	1.0	U	1.0	0.10
179601-23-1	m&p-Xylene	1.0	U	1.0	0.10
79-20-9	Methyl acetate	1.0	U	1.0	0.10
78-93-3	Methyl ethyl ketone (MEK)	1.0	U	1.0	0.10
108-10-1	Methyl isobutyl ketone (MIBK)	1.0	U	1.0	0.10
1634-04-4	Methyl tert-butyl ether	1.0	U	1.0	0.10
108-87-2	Methylcyclohexane	1.0	U	1.0	0.10
75-09-2	Methylene Chloride	1.0	U	1.0	0.10
95-47-6	o-Xylene	1.0	U	1.0	0.10
100-42-5	Styrene	1.0	U	1.0	0.10
127-18-4	Tetrachloroethene	45		1.0	0.10
108-88-3	Toluene	1.0	U	1.0	0.10
156-60-5	trans-1,2-Dichloroethene	1.0		1.0	0.10
10061-02-6	trans-1,3-Dichloropropene	1.0	U	1.0	0.10
79-01-6	Trichloroethene	140		1.0	0.10
75-01-4	Vinyl chloride	1.0	U	1.0	0.10
1330-20-7	Xylenes, Total	1.0	U	1.0	0.10

CAS NO.	SURROGATE	%REC	Q	LIMITS
17060-07-0	1,2-Dichloroethane-d4 (Surr)	106		76-114
460-00-4	Bromofluorobenzene	107		86-115
2037-26-5	Toluene-d8 (Surr)	94		88-110

FORM I
GC/MS VOA ORGANICS ANALYSIS DATA SHEET
TENTATIVELY IDENTIFIED COMPOUNDS

Lab Name: TestAmerica Edison Job No.: 460-107718-1

SDG No.:

Client Sample ID: MW-46MI-XX Lab Sample ID: 460-107718-3

Matrix: Water Lab File ID: V43870.D

Analysis Method: OLM04.2/VOL Date Collected: 01/15/2016 15:25

Sample wt/vol: 5(mL) Date Analyzed: 01/20/2016 22:50

Soil Aliquot Vol: Dilution Factor: 1

Soil Extract Vol.: GC Column: Rtx-624 ID: 0.25(mm)

% Moisture: Level: (low/med) Low

Analysis Batch No.: 346773 Units: ug/L

Number TICs Found: 0 TIC Result Total: 0

CAS NO.	COMPOUND NAME	RT	RESULT	Q
	Tentatively Identified Compound		None	

FORM I
GC/MS VOA ORGANICS ANALYSIS DATA SHEET

Lab Name: TestAmerica Edison | Job No.: 460-107718-1

SDG No.:

Client Sample ID: MW-46MI-XX DL | Lab Sample ID: 460-107718-3 DL

Matrix: Water | Lab File ID: V43935.D

Analysis Method: OLM04.2/VOL | Date Collected: 01/15/2016 15:25

Sample wt/vol: 5(mL) | Date Analyzed: 01/22/2016 22:25

Soil Aliquot Vol: | Dilution Factor: 5

Soil Extract Vol.: | GC Column: Rtx-624 ID: 0.25(mm)

% Moisture: | Level: (low/med) Low

Analysis Batch No.: 347228 | Units: ug/L

CAS NO.	COMPOUND NAME	RESULT	Q	RL	MDL
71-55-6	1,1,1-Trichloroethane	5.0	U	5.0	0.50
79-34-5	1,1,2,2-Tetrachloroethane	5.0	U	5.0	0.50
76-13-1	1,1,2-Trichloro-1,2,2-trifluoroethane	20	D	5.0	0.50
79-00-5	1,1,2-Trichloroethane	5.0	U	5.0	0.50
75-34-3	1,1-Dichloroethane	5.0	U	5.0	0.50
75-35-4	1,1-Dichloroethene	0.72	J D	5.0	0.50
120-82-1	1,2,4-Trichlorobenzene	5.0	U	5.0	0.50
96-12-8	1,2-Dibromo-3-Chloropropane	5.0	U	5.0	0.50
106-93-4	1,2-Dibromoethane	5.0	U	5.0	0.50
95-50-1	1,2-Dichlorobenzene	5.0	U	5.0	0.50
107-06-2	1,2-Dichloroethane	1.3	J D	5.0	0.50
78-87-5	1,2-Dichloropropane	5.0	U	5.0	0.50
541-73-1	1,3-Dichlorobenzene	5.0	U	5.0	0.50
106-46-7	1,4-Dichlorobenzene	5.0	U	5.0	0.50
591-78-6	2-Hexanone	5.0	U	5.0	0.50
67-64-1	Acetone	5.0	U	5.0	0.50
71-43-2	Benzene	5.0	U	5.0	0.50
75-27-4	Bromodichloromethane	5.0	U	5.0	0.50
75-25-2	Bromoform	5.0	U	5.0	0.50
74-83-9	Bromomethane	5.0	U	5.0	0.50
75-15-0	Carbon disulfide	5.0	U	5.0	0.50
56-23-5	Carbon tetrachloride	5.0	U	5.0	0.50
108-90-7	Chlorobenzene	5.0	U	5.0	0.50
75-45-6	Chlorodifluoromethane	1.2	J D	5.0	0.50
75-00-3	Chloroethane	5.0	U	5.0	0.50
67-66-3	Chloroform	1.3	J D	5.0	0.50
74-87-3	Chloromethane	5.0	U	5.0	0.50
156-59-2	cis-1,2-Dichloroethene	260	D	5.0	0.50
10061-01-5	cis-1,3-Dichloropropene	5.0	U	5.0	0.50
110-82-7	Cyclohexane	5.0	U	5.0	0.50
124-48-1	Dibromochloromethane	5.0	U	5.0	0.50
75-71-8	Dichlorodifluoromethane	5.0	U	5.0	0.50
100-41-4	Ethylbenzene	5.0	U	5.0	0.50
75-69-4	Freon 11	1.3	J D	5.0	0.50
76-15-3	Freon 115	5.0	U	5.0	0.50

FORM I
GC/MS VOA ORGANICS ANALYSIS DATA SHEET

Lab Name: TestAmerica Edison | Job No.: 460-107718-1

SDG No.:

Client Sample ID: MW-46MI-XX DL | Lab Sample ID: 460-107718-3 DL

Matrix: Water | Lab File ID: V43935.D

Analysis Method: OLM04.2/VOL | Date Collected: 01/15/2016 15:25

Sample wt/vol: 5(mL) | Date Analyzed: 01/22/2016 22:25

Soil Aliquot Vol: | Dilution Factor: 5

Soil Extract Vol.: | GC Column: Rtx-624 ID: 0.25(mm)

% Moisture: | Level: (low/med) Low

Analysis Batch No.: 347228 | Units: ug/L

CAS NO.	COMPOUND NAME	RESULT	Q	RL	MDL
306-83-2	Freon 123	5.0	U	5.0	0.50
75-37-6	Freon 152a	5.0	U	5.0	0.50
98-82-8	Isopropylbenzene	5.0	U	5.0	0.50
179601-23-1	m&p-Xylene	5.0	U	5.0	0.50
79-20-9	Methyl acetate	5.0	U	5.0	0.50
78-93-3	Methyl ethyl ketone (MEK)	5.0	U	5.0	0.50
108-10-1	Methyl isobutyl ketone (MIBK)	5.0	U	5.0	0.50
1634-04-4	Methyl tert-butyl ether	5.0	U	5.0	0.50
108-87-2	Methylcyclohexane	5.0	U	5.0	0.50
75-09-2	Methylene Chloride	5.0	U	5.0	0.50
95-47-6	o-Xylene	5.0	U	5.0	0.50
100-42-5	Styrene	5.0	U	5.0	0.50
127-18-4	Tetrachloroethene	38	D	5.0	0.50
108-88-3	Toluene	5.0	U	5.0	0.50
156-60-5	trans-1,2-Dichloroethene	1.2	J D	5.0	0.50
10061-02-6	trans-1,3-Dichloropropene	5.0	U	5.0	0.50
79-01-6	Trichloroethene	120	D	5.0	0.50
75-01-4	Vinyl chloride	5.0	U	5.0	0.50
1330-20-7	Xylenes, Total	5.0	U	5.0	0.50

CAS NO.	SURROGATE	%REC	Q	LIMITS
17060-07-0	1,2-Dichloroethane-d4 (Surr)	106	D	76-114
460-00-4	Bromofluorobenzene	98	D	86-115
2037-26-5	Toluene-d8 (Surr)	104	D	88-110

FORM I
GC/MS VOA ORGANICS ANALYSIS DATA SHEET
TENTATIVELY IDENTIFIED COMPOUNDS

Lab Name: TestAmerica Edison Job No.: 460-107718-1

SDG No.:

Client Sample ID: MW-46MI-XX DL Lab Sample ID: 460-107718-3 DL

Matrix: Water Lab File ID: V43935.D

Analysis Method: OLM04.2/VOL Date Collected: 01/15/2016 15:25

Sample wt/vol: 5(mL) Date Analyzed: 01/22/2016 22:25

Soil Aliquot Vol: Dilution Factor: 5

Soil Extract Vol.: GC Column: Rtx-624 ID: 0.25(mm)

% Moisture: Level: (low/med) Low

Analysis Batch No.: 347228 Units: ug/L

Number TICs Found: 0 TIC Result Total: 0

CAS NO.	COMPOUND NAME	RT	RESULT	Q
	Tentatively Identified Compound		*None*	

FORM I
HPLC/IC ORGANICS ANALYSIS DATA SHEET

Lab Name: TestAmerica Pittsburgh
Job No.: 460-107718-1
SDG No.:
Client Sample ID: MW-46ML-XX
Lab Sample ID: 460-107718-2
Matrix: Water
Lab File ID: A-ICS2100 A 01-20.-2016A-25.d
Analysis Method: 300.0
Date Collected: 01/15/2016 14:57
Extraction Method:
Date Extracted:
Sample wt/vol: 1(mL)
Date Analyzed: 01/20/2016 20:53
Con. Extract Vol.: 1.0(mL)
Dilution Factor: 1
Injection Volume: 25(mL)
GC Column: AS-18 ID:
% Moisture:
GPC Cleanup:(Y/N) N
Analysis Batch No.: 166538
Units: mg/L

CAS NO.	COMPOUND NAME	RESULT	Q	RL	MDL
24959-67-9	Bromide	0.019		0.0025	0.0022

FORM I
HPLC/IC ORGANICS ANALYSIS DATA SHEET

Lab Name: TestAmerica Pittsburgh
Job No.: 460-107718-1
SDG No.:
Client Sample ID: MW-46MI-XX
Lab Sample ID: 460-107718-3
Matrix: Water
Lab File ID: A-ICS2100 A 01-20.-2016A-35.d
Analysis Method: 300.0
Date Collected: 01/15/2016 15:25
Extraction Method:
Date Extracted:
Sample wt/vol: 1(mL)
Date Analyzed: 01/20/2016 23:29
Con. Extract Vol.: 1.0(mL)
Dilution Factor: 1
Injection Volume: 25(mL)
GC Column: AS-18 ID:
% Moisture:
GPC Cleanup:(Y/N) N
Analysis Batch No.: 166538
Units: mg/L

CAS NO.	COMPOUND NAME	RESULT	Q	RL	MDL
24959-67-9	Bromide	0.061		0.0025	0.0022

1B-IN
INORGANIC ANALYSIS DATA SHEET
GENERAL CHEMISTRY

Client Sample ID: MW-46ML-XX
Lab Sample ID: 460-107718-2
Lab Name: TestAmerica Edison
Job No.: 460-107718-1
SDG ID.:
Matrix: Water
Date Sampled: 01/15/2016 14:57
Reporting Basis: WET
Date Received: 01/16/2016 17:25

CAS No.	Analyte	Result	RL	MDL	Units	C	Q	DIL	Method
16887-00-6	Chloride	6.5	5.0	0.84	mg/L			1	SM 4500 Cl- B

1B-IN
INORGANIC ANALYSIS DATA SHEET
GENERAL CHEMISTRY

Client Sample ID: MW-46MI-XX
Lab Sample ID: 460-107718-3
Lab Name: TestAmerica Edison
Job No.: 460-107718-1
SDG ID.:
Matrix: Water
Date Sampled: 01/15/2016 15:25
Reporting Basis: WET
Date Received: 01/16/2016 17:25

CAS No.	Analyte	Result	RL	MDL	Units	C	Q	DIL	Method
16887-00-6	Chloride	20.0	5.0	0.84	mg/L			1	SM 4500 Cl- B

Appendix C

Support Documentation

CASE NARRATIVE

Client: Tetra Tech GEO

Project: LMC Lockheed Martin, Great Neck

Report Number: 460-107718-1

This case narrative is in the form of an exception report, where only the anomalies related to this report, method specific performance and/or QA/QC issues are discussed. If there are no issues to report, this narrative will include a statement that documents that there are no relevant data issues.

It should be noted that samples with elevated Reporting Limits (RLs) as a result of a dilution may not be able to satisfy customer reporting limits in some cases. Such increases in the RLs are unavoidable but acceptable consequence of sample dilution that enables quantification of target analytes or interferences which exceed the calibration range of the instrument.

Calculations are performed before rounding to avoid round-off errors in calculated results.

All holding times were met and proper preservation noted for the methods performed on these samples, unless otherwise detailed in the individual sections below.

RECEIPT
The samples were received on 1/16/2016 5:25 PM; the samples arrived in good condition, properly preserved and, where required, on ice. The temperature of the cooler at receipt was 3.1º C.

Note: All samples which require thermal preservation are considered acceptable if the arrival temperature is within 2C of the required temperature or method specified range. For samples with a specified temperature of 4C, samples with a temperature ranging from just above freezing temperature of water to 6C shall be acceptable. Samples that are hand delivered immediately following collection may not meet these criteria, however they will be deemed acceptable according to NELAC standards, if there is evidence that the chilling process has begun, such as arrival on ice, etc.

CLP VOLATILES (LL)
Samples QC-TB011516 (460-107718-1), MW-46ML-XX (460-107718-2) and MW-46MI-XX (460-107718-3) were analyzed for CLP volatiles (LL) in accordance with OLM04.2 Method Volatiles (Low Level - LL). The samples were analyzed on 01/20/2016, 01/21/2016 and 01/22/2016.

The continuing calibration verification (CCV) associated with batch 460-347048 recovered outside control limits for Bromomethane. The samples associated with this CCV were non-detects for the affected analyte; therefore, the data have been reported.

The continuing calibration verification (CCV) associated with batch 460-346773 recovered outside control limits for Bromomethane and 1,2,4-Trichlorobenzene. The samples associated with this CCV were non-detects for the affected analytes; therefore, the data have been reported.

The continuing calibration verification (CCV) associated with batch 460-347228 recovered outside control limits for Bromomethane and 1,1-Dichloroethene. 1,1-Dichloroethene was detected in the associated samples. The following samples are impacted: MW-46MI-XX (460-107718-3) and (CCVIS 460-347228/2).

Surrogate Bromofluorobenzene recovery for the following matrix spike duplicate (MSD) was outside control limits: (460-107654-A-1 MSD). Re-analysis was not performed.

Bromofluorobenzene failed the surrogate recovery criteria high for 460-107654-A-1 MSD.

Sample MW-46MI-XX (460-107718-3)[5X] required dilution prior to analysis. The reporting limits have been adjusted accordingly.

No other difficulties were encountered during the volatiles analysis.

All other quality control parameters were within the acceptance limits.

CHLORIDE
Samples MW-46ML-XX (460-107718-2) and MW-46MI-XX (460-107718-3) were analyzed for chloride in accordance with SM 4500 CL B. The samples were analyzed on 01/27/2016.

No difficulties were encountered during the chloride analysis.

All quality control parameters were within the acceptance limits.

ANIONS, ION CHROMATOGRAPHY

Samples MW-46ML-XX (460-107718-2) and MW-46MI-XX (460-107718-3) were analyzed for Anions, Ion Chromatography in accordance with EPA Method 300.0_28D Anions by Ion Chromatograph (Low Level - LL). The samples were analyzed on 01/20/2016.

No difficulties were encountered during the Anions, Ion Chromatography analysis.

All quality control parameters were within the acceptance limits.

Sample Summary

Client: Tetra Tech GEO
Project/Site: LMC Lockheed Martin, Great Neck

TestAmerica Job ID: 460-107718-1

Lab Sample ID	Client Sample ID	Matrix	Collected	Received
460-107718-1	QC-TB011516	Water	01/15/16 15:25	01/16/16 17:25
460-107718-2	MW-46ML-XX	Water	01/15/16 14:57	01/16/16 17:25
460-107718-3	MW-46MI-XX	Water	01/15/16 15:25	01/16/16 17:25

Method Summary

Client: Tetra Tech GEO
Project/Site: LMC Lockheed Martin, Great Neck

TestAmerica Job ID: 460-107718-1

Method	Method Description	Protocol	Laboratory
OLM04.2/VOL	Volatile Organic Compounds (GC/MS)	OLM04.2	TAL EDI
300.0	Anions, Ion Chromatography	MCAWW	TAL PIT
SM 4500 Cl- B	Chloride	SM	TAL EDI

Protocol References:

MCAWW = "Methods For Chemical Analysis Of Water And Wastes", EPA-600/4-79-020, March 1983 And Subsequent Revisions.
OLM04.2 = "Statement of Work for Organic Analysis", Multi-Media, Multi-Concentration September 1998
SM = "Standard Methods For The Examination Of Water And Wastewater",

Laboratory References:

TAL EDI = TestAmerica Edison, 777 New Durham Road, Edison, NJ 08817, TEL (732)549-3900
TAL PIT = TestAmerica Pittsburgh, 301 Alpha Drive, RIDC Park, Pittsburgh, PA 15238, TEL (412)963-7058

w Durham Road
, New Jersey 08817
: (732) 549-3900 Fax: (732) 549-3679

460-107718 Chain of Custody

TestAmerica

THE LEADER IN ENVIRONMENTAL TESTING

CHAIN OF CUSTODY / A

01/28/2016

Name (for report and invoice) STEVE FELDMANN	Samplers Name (Printed) JON BULK / ROY WAGNER	Site/Project Identification LML - GREAT NECK
Company TETRA TECH	P. O. # 117-0507647	State (Location of site): NJ: ☐ NY: ☒ Other:
		Regulatory Program: DKQP: ☐
Address 295 ROUTE 22E, SUITE 104E	Analysis Turnaround Time: Standard ☒	LAB USE ONLY Project No:
City WHITEHOUSE STATION, NJ State	Rush Charges Authorized For: 2 Week ☒	Job No: 107718
Phone (908) 534-2303 Fax	1 Week ☐ Other ☐	

ANALYSIS REQUESTED (ENTER "X" BELOW TO INDICATE REQUEST)

Sample Identification	Date	Time	Matrix	No. of Cont.	TCL VOLATILES + FREONS (8260B 04.2)	BROMIDE (EPA 300.0)	CHLORIDE (SM 4500)								Sample Numbers
QC-TB011516-XX	1/15/16	-	GW	2	X										1
MW-46ML-XX	1/15/16	1457	GW	5	X	X	X								2
MW-46MI-XX	1/15/16	1525	GW	5	X	X	X								3

SUB Work

Preservation Used: 1 = ICE, 2 = HCl, 3 = H_2SO_4, 4 = HNO_3, 5 = NaOH
6 = Other _____, 7 = Other _____

Soil:
Water:

Special Instructions

Water Metals Filtered (Yes/No)? _____

Relinquished by	Company	Date / Time	Received by	Company
1) [signature]	TETRA TECH	1/15/16 1725	1) [signature] (Fedex)	TA 6d 1/16/16 10:50
2)			2)	IR6 2.1/3.1°C
3)			3)	CG#802231
4)			4)	

Laboratory Certifications: New Jersey (12028), New York (11452), Pennsylvania (68-522), Connecticut (PH-0200), Rhode Island (132). Massachusetts (M-NJ312), North Carolina (No. 578)

TAL - 0016 (0715)

TestAmerica Edison
Receipt Temperature and pH Log

Job Number: 107718

Number of Coolers: 1 IR Gun # 5

Cooler Temperatures

	RAW	CORRECTED		RAW	CORRECTED		RAW	CORRECTED
Cooler #1:	2.1 °C	3.1 °C	Cooler #4:	°C	°C	Cooler #7:	°C	°C
Cooler #2:	°C	°C	Cooler #5:	°C	°C	Cooler #8:	°C	°C
Cooler #3:	°C	°C	Cooler #6:	°C	°C	Cooler #9:	°C	°C

TALS Sample Number	Ammonia (pH<2)	COD (pH<2)	Nitrate Nitrite (pH<2)	Metals* (pH<2)	Hardness (pH<2)	Pest (pH 5-9)	EPH or QAM (pH<2)	Phenols (pH<2)	Sulfide (pH>9)	TKN (pH<2)	TOC (pH<2)	Total Cyanide (pH>12)	Total Phos (pH<2)	Other	Other

If pH adjustments are required record the information below:

Sample No(s). adjusted: _____

Preservative Name/Conc.: _____ Volume of Preservative used (ml): _____

Lot # of Preservative(s): _____ Expiration Date: _____

The appropriate Project Manager and Department Manager should be notified about the samples which were pH adjusted.

**Samples for Metal analysis which are out of compliance must be acidified at least 24 hours prior to analysis.*

Initials: [illegible] Date: 1/6/16

EDS-WI-038, Rev 4, 06/09/2014

TestAmerica Edison
777 New Durham Road
Edison, NJ 08817
Phone (732) 549-3900 Fax (732) 549-3679

Chain of Custody Record

460-107718 Chain of Custody

TestAmerica

Client Information (Sub Contract Lab)	Sampler:	Lab PM: Franklin, Jannel O	78.1
Client Contact: Shipping/Receiving	Phone:	E-Mail: jannel.franklin@testamericainc.com	of 1
Company: TestAmerica Laboratories, Inc.			460-107718-1
Address: 301 Alpha Drive, RIDC Park,	Due Date Requested: 1/27/2016		
City: Pittsburgh	TAT Requested (days):		
State, Zip: PA, 15238			
Phone: 412-963-7058(Tel) 412-963-2468(Fax)	PO #:		
Email:	WO #:		
Project Name: LMC Lockheed Martin, Great Neck	Project #: 46018731		
Site:	SSOW#:		

Analysis Requested

Preservation Codes:

A - HCL	M - Hexane
B - NaOH	N - None
C - Zn Acetate	O - AsNaO2
D - Nitric Acid	P - Na2O4S
E - NaHSO4	Q - Na2SO3
F - MeOH	R - Na2S2SO3
G - Amchlor	S - H2SO4
H - Ascorbic Acid	T - TSP Dodecahydrate
I - Ice	U - Acetone
J - DI Water	V - MCAA
K - EDTA	W - ph 4-5
L - EDA	Z - other (specify)

Other:

Sample Identification - Client ID (Lab ID)	Sample Date	Sample Time	Sample Type (C=comp, G=grab)	Matrix (W=water, S=solid, O=waste/oil, BT=Tissue, A=Air)	Field Filtered Sample (Yes or No)	Perform MS/MSD (Yes or No)	300_28D_LL_OF/ Bromide (Low Level)	Total Number of containers	Special Instructions/Note:
			Preservation Code:						
MW-46ML-XX (460-107718-2)	1/15/16	14:57 Eastern		Water			X	1	
MW-46MI-XX (460-107718-3)	1/15/16	15:25 Eastern		Water			X	1	

Possible Hazard Identification
Unconfirmed

Sample Disposal (A fee may be assessed if samples are retained longer than 1 month)
☐ *Return To Client* ☐ *Disposal By Lab* ☐ *Archive For* _____ *Months*

Deliverable Requested: I, II, III, IV, Other (specify)

Special Instructions/QC Requirements:

Empty Kit Relinquished by:	Date:		Time:	Method of Shipment:	
Relinquished by:	Date/Time: 1/18/16 1800	Company: RST	Received by: V Watson	Date/Time: 1-19-16	Company: TA
Relinquished by:	Date/Time:	Company	Received by:	Date/Time: 9:15	Company
Relinquished by:	Date/Time:	Company	Received by:	Date/Time:	Company

Custody Seals Intact: Δ Yes Δ No	Custody Seal No.:	Cooler Temperature(s) °C and Other Remarks:

Login Sample Receipt Checklist

Client: Tetra Tech GEO

Job Number: 460-107718-1

Login Number: 107718
List Number: 1
Creator: Hall, Alonzo

List Source: TestAmerica Edison

Question	Answer	Comment
Radioactivity wasn't checked or is </= background as measured by a survey meter.	N/A	
The cooler's custody seal, if present, is intact.	True	802231
Sample custody seals, if present, are intact.	True	
The cooler or samples do not appear to have been compromised or tampered with.	True	
Samples were received on ice.	True	
Cooler Temperature is acceptable.	True	
Cooler Temperature is recorded.	True	3.1° C IR #6
COC is present.	True	
COC is filled out in ink and legible.	True	
COC is filled out with all pertinent information.	True	
Is the Field Sampler's name present on COC?	True	
There are no discrepancies between the containers received and the COC.	True	
Samples are received within Holding Time.	True	
Sample containers have legible labels.	True	
Containers are not broken or leaking.	True	
Sample collection date/times are provided.	True	
Appropriate sample containers are used.	True	
Sample bottles are completely filled.	True	
Sample Preservation Verified.	True	
There is sufficient vol. for all requested analyses, incl. any requested MS/MSDs	True	
Containers requiring zero headspace have no headspace or bubble is <6mm (1/4").	True	
Multiphasic samples are not present.	True	
Samples do not require splitting or compositing.	True	
Residual Chlorine Checked.	N/A	No analysis requiring residual chlorine check assigned.

Login Sample Receipt Checklist

Client: Tetra Tech GEO

Job Number: 460-107718-1

Login Number: 107718
List Number: 2
Creator: Watson, Debbie

List Source: TestAmerica Pittsburgh
List Creation: 01/19/16 12:05 PM

Question	Answer	Comment
Radioactivity wasn't checked or is </= background as measured by a survey meter.	True	
The cooler's custody seal, if present, is intact.	True	
Sample custody seals, if present, are intact.	True	
The cooler or samples do not appear to have been compromised or tampered with.	True	
Samples were received on ice.	True	
Cooler Temperature is acceptable.	True	
Cooler Temperature is recorded.	True	
COC is present.	True	
COC is filled out in ink and legible.	True	
COC is filled out with all pertinent information.	True	
Is the Field Sampler's name present on COC?	True	
There are no discrepancies between the containers received and the COC.	True	
Samples are received within Holding Time (excluding tests with immediate HTs)	True	
Sample containers have legible labels.	True	
Containers are not broken or leaking.	True	
Sample collection date/times are provided.	True	
Appropriate sample containers are used.	True	
Sample bottles are completely filled.	True	
Sample Preservation Verified.	True	
There is sufficient vol. for all requested analyses, incl. any requested MS/MSDs	True	
Containers requiring zero headspace have no headspace or bubble is <6mm (1/4").	True	
Multiphasic samples are not present.	True	
Samples do not require splitting or compositing.	True	
Residual Chlorine Checked.	N/A	

FORM V
GC/MS VOA INSTRUMENT PERFORMANCE CHECK
BROMOFLUOROBENZENE (BFB)

Lab Name: TestAmerica Edison Job No.: 460-107718-1

SDG No.:

Lab File ID: V42896.D BFB Injection Date: 10/02/2015

Instrument ID: CVOAMS7 BFB Injection Time: 07:43

Analysis Batch No.: 326172

M/E	ION ABUNDANCE CRITERIA	% RELATIVE ABUNDANCE	
50	8.0 - 40.0% of mass 95	19.1	
75	30.0 - 66.0% of mass 95	54.6	
95	Base peak, 100% relative abundance	100.0	
96	5.0 - 9.0% of mass 95	6.6	
173	Less than 2.0% of mass 174	1.5	(1.5) 1
174	50.0 - 120.0% of mass 95	98.6	
175	4.0 - 9.0 % of mass 174	7.5	(7.6) 1
176	93.0 - 101.0% of mass 174	96.7	(98.1) 1
177	5.0 - 9.0% of mass 176	6.4	(6.6) 2

1-Value is % mass 174 2-Value is % mass 176

THIS CHECK APPLIES TO THE FOLLOWING SAMPLES, MS, MSD, BLANKS AND STANDARDS:

CLIENT SAMPLE ID	LAB SAMPLE ID	LAB FILE ID	DATE ANALYZED	TIME ANALYZED
	STD50 460-326172/2	V42897.D	10/02/2015	08:13
	STD20 460-326172/4	V42899.D	10/02/2015	09:06
	STD1 460-326172/5	V42900.D	10/02/2015	09:29
	STD100 460-326172/6	V42901.D	10/02/2015	09:52
	STD200 460-326172/7	V42902.D	10/02/2015	10:16

FORM VI
GC/MS VOA BY INTERNAL STANDARD - INITIAL CALIBRATION DATA
CURVE EVALUATION

Lab Name: TestAmerica Edison Job No.: 460-107718-1 Analy Batch No.: 326172

SDG No.:

Instrument ID: CVOAMS7 GC Column: Rtx-624 ID: 0.25(mm) Heated Purge: (Y/N) N

Calibration Start Date: 10/02/2015 08:13 Calibration End Date: 10/02/2015 10:16 Calibration ID: 52605

Calibration Files:

LEVEL:	LAB SAMPLE ID:	LAB FILE ID:
Level 1	STD1 460-326172/5	V42900.D
Level 2	STD20 460-326172/4	V42899.D
Level 3	STD50 460-326172/2	V42897.D
Level 4	STD100 460-326172/6	V42901.D
Level 5	STD200 460-326172/7	V42902.D

ANALYTE	RRF					CURVE TYPE	COEFFICIENT			#	MIN RRF	%RSD	#	MAX %RSD	R^2 OR COD	#	MIN R^2 OR COD
	LVL 1	LVL 2	LVL 3	LVL 4	LVL 5		B	M1	M2								
Chlorotrifluoromethane	0.6495	0.5427	0.5658	0.4679	0.4642	Ave		0.5380			0.0100	14.3		100.0			
Freon 115	0.1572	0.2285	0.2512	0.2074	0.2036	Ave		0.2096			0.0100	16.6		100.0			
Chlorotrifluoroethene	0.8553	0.7080	0.7566	0.6260	0.6323	Ave		0.7156			0.0100	13.3		100.0			
Freon 152a	1.7527	1.7898	1.8656	1.6695	1.7119	Ave		1.7579			0.0100	4.3		100.0			
Dichlorodifluoromethane	2.0624	1.6905	1.8061	1.4244	1.5121	Ave		1.6991			0.0100	14.8		100.0			
Chlorodifluoromethane	3.1445	2.4235	2.5667	2.2501	2.2231	Ave		2.5216			0.0100	14.9		100.0			
Chloromethane	2.6685	2.1260	2.4254	1.8266	1.9764	Ave		2.2046			0.0100	15.5		100.0			
Vinyl chloride	2.6034	2.2683	2.5423	1.9317	2.1195	Ave		2.2930			0.1000	12.3		20.5			
Bromomethane	2.1667	1.7032	1.8760	1.4898	1.6335	Ave		1.7738			0.1000	14.6		20.5			
Chloroethane	2.5922	1.8772	2.0221	1.6197	1.7582	Ave		1.9739			0.0100	19.1		100.0			
Freon 11	4.6010	4.0137	4.2540	3.5277	3.7488	Ave		4.0290			0.0100	10.4		100.0			
1,2-Dichloro-1,1,2-trifluoroethane	3.4767	2.8812	2.9442	2.6816	2.7243	Ave		2.9416			0.0100	10.8		100.0			
Freon 123	3.9730	3.6075	3.6905	3.3534	3.3280	Ave		3.5905			0.0100	7.4		100.0			
1,1,2-Trichloro-1,2,2-trifluoroethane	2.7446	2.4492	2.5237	2.0410	2.1664	Ave		2.3850			0.0100	11.8		100.0			
1,1-Dichloroethene	2.8542	2.3076	2.5867	2.0347	2.1997	Ave		2.3966			0.1000	13.6		20.5			
Acetone	1.7470	0.8937	0.8944	0.7576	0.7941	Ave		1.0174			0.0100	40.5		100.0			
Carbon disulfide	13.042	7.3810	8.5288	6.2072	6.7115	Ave		8.3741			0.0100	32.8		100.0			
Methyl acetate	2.5857	2.1730	2.1443	1.9218	1.5723	Ave		2.0794			0.0100	17.9		100.0			
Methylene Chloride	3.9381	2.8567	3.0949	1.8871	1.9907	Ave		2.7535			0.0100	30.7		100.0			
Methyl tert-butyl ether	5.5613	5.7717	6.0892	5.3086	5.7190	Ave		5.6900			0.0100	5.0		100.0			
trans-1,2-Dichloroethene	2.7343	1.9335	2.1609	1.6857	1.8723	Ave		2.0773			0.0100	19.5		100.0			
1,1-Dichloroethane	3.5997	3.4856	3.7358	3.0307	3.2992	Ave		3.4302			0.2000	8.0		20.5			
cis-1,2-Dichloroethene	2.4340	2.1242	2.3445	1.8900	2.1249	Ave		2.1835			0.0100	9.8		100.0			
Methyl ethyl ketone (MEK)	1.3550	0.9234	0.9505	0.8343	0.9152	Ave		0.9957			0.0100	20.6		100.0			
Chloroform	3.9151	3.6382	3.8809	3.1724	3.4322	Ave		3.6078			0.2000	8.7		20.5			
Cyclohexane	0.4808	0.4796	0.5205	0.4307	0.4835	Ave		0.4790			0.0100	6.7		100.0			
1,1,1-Trichloroethane	0.5706	0.5320	0.5859	0.4830	0.5458	Ave		0.5435			0.1000	7.3		20.5			
Carbon tetrachloride	0.4719	0.4344	0.4991	0.3982	0.4534	Ave		0.4514			0.1000	8.4		20.5			
Benzene	1.3583	1.3860	1.4760	1.2268	1.3903	Ave		1.3675			0.5000	6.6		20.5			
1,2-Dichloroethane	3.1512	2.8277	2.9865	2.4921	2.7316	Ave		2.8378			0.1000	8.8		20.5			
Trichloroethene	0.4680	0.3864	0.4155	0.3422	0.3854	Ave		0.3995			0.3000	11.6		20.5			
Methylcyclohexane	0.5687	0.5208	0.5548	0.4451	0.4972	Ave		0.5173			0.0100	9.5		100.0			

Note: The m1 coefficient is the same as Ave RRF for an Ave curve type.

FORM VI
GC/MS VOA BY INTERNAL STANDARD - INITIAL CALIBRATION DATA
CURVE EVALUATION

Lab Name: TestAmerica Edison Job No.: 460-107718-1 Analy Batch No.: 326172

SDG No.:

Instrument ID: CVOAMS7 GC Column: Rtx-624 ID: 0.25(mm) Heated Purge: (Y/N) N

Calibration Start Date: 10/02/2015 08:13 Calibration End Date: 10/02/2015 10:16 Calibration ID: 52605

ANALYTE	RRF					CURVE TYPE	COEFFICIENT			#	MIN RRF	%RSD	#	MAX %RSD	R^2 OR COD	#	MIN R^2 OR COD
	LVL 1	LVL 2	LVL 3	LVL 4	LVL 5		B	M1	M2								
1,2-Dichloropropane	0.3566	0.3479	0.3557	0.3002	0.3356	Ave		0.3392			0.0100	6.9		100.0			
Bromodichloromethane	0.4699	0.4764	0.5087	0.4244	0.4794	Ave		0.4717			0.2000	6.4		20.5			
cis-1,3-Dichloropropene	0.5594	0.5230	0.5711	0.4882	0.5603	Ave		0.5404			0.2000	6.4		20.5			
Methyl isobutyl ketone (MIBK)	0.4892	0.3466	0.3576	0.3078	0.3317	Ave		0.3666			0.0100	19.4		100.0			
Toluene	1.6153	1.5978	1.7295	1.4417	1.5741	Ave		1.5917			0.4000	6.5		20.5			
trans-1,3-Dichloropropene	0.5147	0.4973	0.5441	0.4584	0.5342	Ave		0.5097			0.1000	6.6		20.5			
1,1,2-Trichloroethane	0.3204	0.3332	0.3525	0.2956	0.3319	Ave		0.3267			0.1000	6.4		20.5			
Tetrachloroethene	0.3901	0.3103	0.3511	0.2828	0.3206	Ave		0.3310			0.2000	12.4		20.5			
2-Hexanone	0.3670	0.2281	0.2418	0.2027	0.2201	Ave		0.2519			0.0100	26.1		100.0			
Dibromochloromethane	0.3867	0.4062	0.4398	0.3746	0.4207	Ave		0.4056			0.1000	6.4		20.5			
1,2-Dibromoethane	0.3558	0.3615	0.3796	0.3352	0.3559	Ave		0.3576			0.0100	4.4		100.0			
Chlorobenzene	1.2957	1.1021	1.1653	0.9722	1.0813	Ave		1.1233			0.5000	10.6		20.5			
Ethylbenzene	0.6050	0.5351	0.5872	0.4956	0.5639	Ave		0.5574			0.1000	7.8		20.5			
m&p-Xylene	1.3783	1.3679	1.5264	1.2835	1.4983	Ave		0.6685			0.3000	6.8		100.0			
o-Xylene	0.6460	0.6519	0.7232	0.6145	0.7068	Ave		0.6685			0.3000	6.8		100.0			
Styrene	1.0495	1.1378	1.2426	1.0698	1.2129	Ave		1.1425			0.3000	7.4		20.5			
Bromoform	0.2548	0.2532	0.2863	0.2443	0.2852	Ave		0.2647			0.1000	7.4		20.5			
Isopropylbenzene	1.5967	1.6230	1.6956	1.5002	1.6133	Ave		1.6058			0.0100	4.4		100.0			
1,1,2,2-Tetrachloroethane	0.4530	0.4439	0.4554	0.3860	0.4184	Ave		0.4313			0.3000	6.8		20.5			
1,3-Dichlorobenzene	0.9788	0.7812	0.8296	0.7171	0.7598	Ave		0.8133			0.6000	12.4		20.5			
1,4-Dichlorobenzene	0.9222	0.7956	0.8529	0.7366	0.7708	Ave		0.8156			0.5000	9.0		20.5			
1,2-Dichlorobenzene	0.8911	0.7665	0.8059	0.6983	0.7304	Ave		0.7784			0.4000	9.6		20.5			
1,2-Dibromo-3-Chloropropane	0.0850	0.0748	0.0770	0.0715	0.0740	Ave		0.0764			0.0100	6.8		100.0			
1,2,4-Trichlorobenzene	0.8031	0.4179	0.4719	0.3918	0.4217	Lin	0.4395	0.4153			0.2000				0.9970		0.9900
1,2-Dichloroethane-d4 (Surr)	2.5413	1.8537	1.6247	1.7217	1.8237	Ave		1.9130			0.0100	19.0		100.0			
Toluene-d8 (Surr)	1.1968	0.9346	0.9040	0.8721	0.9161	Ave		0.9647			0.0100	13.7		100.0			
Bromofluorobenzene	0.6045	0.4430	0.4069	0.4081	0.4239	Ave		0.4573			0.2000	18.3		20.5			

Note: The m1 coefficient is the same as Ave RRF for an Ave curve type.

FORM V
GC/MS VOA INSTRUMENT PERFORMANCE CHECK
BROMOFLUOROBENZENE (BFB)

Lab Name: TestAmerica Edison Job No.: 460-107718-1

SDG No.:

Lab File ID: V43857.D BFB Injection Date: 01/20/2016

Instrument ID: CVOAMS7 BFB Injection Time: 17:20

Analysis Batch No.: 346773

M/E	ION ABUNDANCE CRITERIA	% RELATIVE ABUNDANCE	
50	8.0 - 40.0% of mass 95	17.4	
75	30.0 - 66.0% of mass 95	49.0	
95	Base peak, 100% relative abundance	100.0	
96	5.0 - 9.0% of mass 95	7.2	
173	Less than 2.0% of mass 174	0.7	(0.7) 1
174	50.0 - 120.0% of mass 95	94.1	
175	4.0 - 9.0 % of mass 174	7.2	(7.7) 1
176	93.0 - 101.0% of mass 174	91.3	(97.0) 1
177	5.0 - 9.0% of mass 176	5.4	(5.9) 2

1-Value is % mass 174 2-Value is % mass 176

THIS CHECK APPLIES TO THE FOLLOWING SAMPLES, MS, MSD, BLANKS AND STANDARDS:

CLIENT SAMPLE ID	LAB SAMPLE ID	LAB FILE ID	DATE ANALYZED	TIME ANALYZED
	CCVIS 460-346773/2	V43858.D	01/20/2016	17:44
	LCS 460-346773/3	V43859.D	01/20/2016	18:21
	MB 460-346773/7	V43863.D	01/20/2016	19:53
QC-TB011516	460-107718-1	V43866.D	01/20/2016	21:17
MW-46MI-XX	460-107718-3	V43870.D	01/20/2016	22:50
MW-46ML-XX	460-107718-2	V43880.D	01/21/2016	02:43
	460-107654-A-1 MS	V43883.D	01/21/2016	03:53
	460-107654-A-1 MSD	V43884.D	01/21/2016	04:16

FORM VII
GC/MS VOA CONTINUING CALIBRATION DATA

Lab Name: TestAmerica Edison Job No.: 460-107718-1

SDG No.:

Lab Sample ID: CCVIS 460-346773/2 Calibration Date: 01/20/2016 17:44

Instrument ID: CVOAMS7 Calib Start Date: 10/02/2015 08:13

GC Column: Rtx-624 ID: 0.25(mm) Calib End Date: 10/02/2015 10:16

Lab File ID: V43858.D Conc. Units: ug/L Heated Purge: (Y/N) N

ANALYTE	CURVE TYPE	AVE RRF	RRF	MIN RRF	CALC AMOUNT	SPIKE AMOUNT	%D	MAX %D
Chlorotrifluoromethane	Ave	0.5380	0.5814		54.0	50.0	8.1	
Freon 115	Ave	0.2096	0.2571		61.3	50.0	22.7	
Chlorotrifluoroethene	Ave	0.7156	0.7063		49.3	50.0	-1.3	
Freon 152a	Ave	1.758	2.543		72.3	50.0	44.7	
Dichlorodifluoromethane	Ave	1.699	1.663	0.0100	48.9	50.0	-2.1	
Chlorodifluoromethane	Ave	2.522	3.128		62.0	50.0	24.0	
Chloromethane	Ave	2.205	2.647	0.0100	60.0	50.0	20.1	
Vinyl chloride	Ave	2.293	2.453	0.1000	53.5	50.0	7.0	25.0
Bromomethane	Ave	1.774	0.8828	0.1000	24.9	50.0	-50.2*	25.0
Chloroethane	Ave	1.974	1.609	0.0100	40.8	50.0	-18.5	
Freon 11	Ave	4.029	3.091	0.0100	38.4	50.0	-23.3	
1,2-Dichloro-1,1,2-trifluoro ethane	Ave	2.942	2.205		37.5	50.0	-25.0	
Freon 123	Ave	3.590	2.986		41.6	50.0	-16.8	
1,1,2-Trichloro-1,2,2-triflu oroethane	Ave	2.385	1.746	0.0100	36.6	50.0	-26.8	
1,1-Dichloroethene	Ave	2.397	2.050	0.1000	42.8	50.0	-14.4	25.0
Acetone	Ave	1.017	0.6205	0.0100	30.5	50.0	-39.0	
Carbon disulfide	Ave	8.374	5.767	0.0100	34.4	50.0	-31.1	
Methyl acetate	Ave	2.079	1.795	0.0100	43.2	50.0	-13.7	
Methylene Chloride	Ave	2.753	2.501	0.0100	45.4	50.0	-9.2	
Methyl tert-butyl ether	Ave	5.690	6.654	0.0100	58.5	50.0	16.9	
trans-1,2-Dichloroethene	Ave	2.077	2.205	0.0100	53.1	50.0	6.1	
1,1-Dichloroethane	Ave	3.430	4.006	0.2000	58.4	50.0	16.8	25.0
cis-1,2-Dichloroethene	Ave	2.184	2.439	0.0100	55.8	50.0	11.7	
Methyl ethyl ketone (MEK)	Ave	0.996	1.059	0.0100	53.2	50.0	6.4	
Chloroform	Ave	3.608	3.952	0.2000	54.8	50.0	9.5	25.0
Cyclohexane	Ave	0.4790	0.4831	0.0100	50.4	50.0	0.9	
1,1,1-Trichloroethane	Ave	0.5435	0.5405	0.1000	49.7	50.0	-0.6	25.0
Carbon tetrachloride	Ave	0.4514	0.4647	0.1000	51.5	50.0	3.0	25.0
Benzene	Ave	1.367	1.436	0.5000	52.5	50.0	5.0	25.0
1,2-Dichloroethane	Ave	2.838	3.037	0.1000	53.5	50.0	7.0	25.0
Trichloroethene	Ave	0.3995	0.3930	0.3000	49.2	50.0	-1.6	25.0
Methylcyclohexane	Ave	0.5173	0.4809	0.0100	46.5	50.0	-7.0	
1,2-Dichloropropane	Ave	0.3392	0.3578	0.0100	52.7	50.0	5.5	
Bromodichloromethane	Ave	0.4717	0.4758	0.2000	50.4	50.0	0.9	25.0
cis-1,3-Dichloropropene	Ave	0.5404	0.5559	0.2000	51.4	50.0	2.9	25.0
Methyl isobutyl ketone (MIBK)	Ave	0.3666	0.3430	0.0100	46.8	50.0	-6.4	
Toluene	Ave	1.592	1.593	0.4000	50.1	50.0	0.1	25.0
trans-1,3-Dichloropropene	Ave	0.5097	0.4920	0.1000	48.3	50.0	-3.5	25.0
1,1,2-Trichloroethane	Ave	0.3267	0.3276	0.1000	50.1	50.0	0.3	25.0

FORM VII
GC/MS VOA CONTINUING CALIBRATION DATA

Lab Name: TestAmerica Edison Job No.: 460-107718-1

SDG No.:

Lab Sample ID: CCVIS 460-346773/2 Calibration Date: 01/20/2016 17:44

Instrument ID: CVOAMS7 Calib Start Date: 10/02/2015 08:13

GC Column: Rtx-624 ID: 0.25(mm) Calib End Date: 10/02/2015 10:16

Lab File ID: V43858.D Conc. Units: ug/L Heated Purge: (Y/N) N

ANALYTE	CURVE TYPE	AVE RRF	RRF	MIN RRF	CALC AMOUNT	SPIKE AMOUNT	%D	MAX %D
Tetrachloroethene	Ave	0.3310	0.3245	0.2000	49.0	50.0	-2.0	25.0
2-Hexanone	Ave	0.2519	0.2065	0.0100	41.0	50.0	-18.0	
Dibromochloromethane	Ave	0.4056	0.4053	0.1000	50.0	50.0	-0.0	25.0
1,2-Dibromoethane	Ave	0.3576	0.3625	0.0100	50.7	50.0	1.4	
Chlorobenzene	Ave	1.123	1.058	0.5000	47.1	50.0	-5.8	25.0
Ethylbenzene	Ave	0.5574	0.5240	0.1000	47.0	50.0	-6.0	25.0
m&p-Xylene	Ave	1.411	0.6464	0.3000	96.7	100	-54.2	
o-Xylene	Ave	0.6685	0.6406	0.3000	47.9	50.0	-4.2	
Styrene	Ave	1.143	1.033	0.3000	45.2	50.0	-9.6	25.0
Bromoform	Ave	0.2647	0.2490	0.1000	47.0	50.0	-5.9	25.0
Isopropylbenzene	Ave	1.606	1.505	0.0100	46.9	50.0	-6.3	
1,1,2,2-Tetrachloroethane	Ave	0.4313	0.3981	0.3000	46.1	50.0	-7.7	25.0
1,3-Dichlorobenzene	Ave	0.8133	0.6772	0.6000	41.6	50.0	-16.7	25.0
1,4-Dichlorobenzene	Ave	0.8156	0.6699	0.5000	41.1	50.0	-17.9	25.0
1,2-Dichlorobenzene	Ave	0.7784	0.6778	0.4000	43.5	50.0	-12.9	25.0
1,2-Dibromo-3-Chloropropane	Ave	0.0764	0.0594	0.0100	38.9	50.0	-22.3	
1,2,4-Trichlorobenzene	Lin		0.2984	0.2000	34.9	50.0	-30.3*	25.0
1,2-Dichloroethane-d4 (Surr)	Ave	1.913	1.477	0.0100	38.6	50.0	-22.8	
Toluene-d8 (Surr)	Ave	0.9647	0.8321	0.0100	43.1	50.0	-13.7	
Bromofluorobenzene	Ave	0.4573	0.3689	0.2000	40.4	50.0	-19.3	25.0

FORM IV
GC/MS VOA METHOD BLANK SUMMARY

Lab Name: TestAmerica Edison Job No.: 460-107718-1

SDG No.:

Lab File ID: V43863.D Lab Sample ID: MB 460-346773/7

Matrix: Water Heated Purge:(Y/N) N

Instrument ID: CVOAMS7 Date Analyzed: 01/20/2016 19:53

GC Column: Rtx-624 ID: 0.25(mm)

THIS METHOD BLANK APPLIES TO THE FOLLOWING SAMPLES:

CLIENT SAMPLE ID	LAB SAMPLE ID	LAB FILE ID	DATE ANALYZED
	LCS 460-346773/3	V43859.D	01/20/2016 18:21
QC-TB011516	460-107718-1	V43866.D	01/20/2016 21:17
MW-46MI-XX	460-107718-3	V43870.D	01/20/2016 22:50
MW-46ML-XX	460-107718-2	V43880.D	01/21/2016 02:43
	460-107654-A-1 MS	V43883.D	01/21/2016 03:53
	460-107654-A-1 MSD	V43884.D	01/21/2016 04:16

FORM I
GC/MS VOA ORGANICS ANALYSIS DATA SHEET

Lab Name: TestAmerica Edison | Job No.: 460-107718-1

SDG No.:

Client Sample ID: | Lab Sample ID: MB 460-346773/7

Matrix: Water | Lab File ID: V43863.D

Analysis Method: OLM04.2/VOL | Date Collected:

Sample wt/vol: 5(mL) | Date Analyzed: 01/20/2016 19:53

Soil Aliquot Vol: | Dilution Factor: 1

Soil Extract Vol.: | GC Column: Rtx-624 ID: 0.25(mm)

% Moisture: | Level: (low/med) Low

Analysis Batch No.: 346773 | Units: ug/L

CAS NO.	COMPOUND NAME	RESULT	Q	RL	MDL
71-55-6	1,1,1-Trichloroethane	1.0	U	1.0	0.10
79-34-5	1,1,2,2-Tetrachloroethane	1.0	U	1.0	0.10
76-13-1	1,1,2-Trichloro-1,2,2-trifluoroethane	1.0	U	1.0	0.10
79-00-5	1,1,2-Trichloroethane	1.0	U	1.0	0.10
75-34-3	1,1-Dichloroethane	1.0	U	1.0	0.10
75-35-4	1,1-Dichloroethene	1.0	U	1.0	0.10
120-82-1	1,2,4-Trichlorobenzene	1.0	U	1.0	0.10
96-12-8	1,2-Dibromo-3-Chloropropane	1.0	U	1.0	0.10
106-93-4	1,2-Dibromoethane	1.0	U	1.0	0.10
95-50-1	1,2-Dichlorobenzene	1.0	U	1.0	0.10
107-06-2	1,2-Dichloroethane	1.0	U	1.0	0.10
78-87-5	1,2-Dichloropropane	1.0	U	1.0	0.10
541-73-1	1,3-Dichlorobenzene	1.0	U	1.0	0.10
106-46-7	1,4-Dichlorobenzene	1.0	U	1.0	0.10
591-78-6	2-Hexanone	1.0	U	1.0	0.10
67-64-1	Acetone	1.0	U	1.0	0.10
71-43-2	Benzene	1.0	U	1.0	0.10
75-27-4	Bromodichloromethane	1.0	U	1.0	0.10
75-25-2	Bromoform	1.0	U	1.0	0.10
74-83-9	Bromomethane	1.0	U	1.0	0.10
75-15-0	Carbon disulfide	1.0	U	1.0	0.10
56-23-5	Carbon tetrachloride	1.0	U	1.0	0.10
108-90-7	Chlorobenzene	1.0	U	1.0	0.10
75-45-6	Chlorodifluoromethane	1.0	U	1.0	0.10
75-00-3	Chloroethane	1.0	U	1.0	0.10
67-66-3	Chloroform	1.0	U	1.0	0.10
74-87-3	Chloromethane	1.0	U	1.0	0.10
156-59-2	cis-1,2-Dichloroethene	1.0	U	1.0	0.10
10061-01-5	cis-1,3-Dichloropropene	1.0	U	1.0	0.10
110-82-7	Cyclohexane	1.0	U	1.0	0.10
124-48-1	Dibromochloromethane	1.0	U	1.0	0.10
75-71-8	Dichlorodifluoromethane	1.0	U	1.0	0.10
100-41-4	Ethylbenzene	1.0	U	1.0	0.10
75-69-4	Freon 11	1.0	U	1.0	0.10
76-15-3	Freon 115	1.0	U	1.0	0.10

FORM I
GC/MS VOA ORGANICS ANALYSIS DATA SHEET

Lab Name: TestAmerica Edison | Job No.: 460-107718-1
SDG No.:
Client Sample ID: | Lab Sample ID: MB 460-346773/7
Matrix: Water | Lab File ID: V43863.D
Analysis Method: OLM04.2/VOL | Date Collected:
Sample wt/vol: 5(mL) | Date Analyzed: 01/20/2016 19:53
Soil Aliquot Vol: | Dilution Factor: 1
Soil Extract Vol.: | GC Column: Rtx-624 ID: 0.25(mm)
% Moisture: | Level: (low/med) Low
Analysis Batch No.: 346773 | Units: ug/L

CAS NO.	COMPOUND NAME	RESULT	Q	RL	MDL
306-83-2	Freon 123	1.0	U	1.0	0.10
75-37-6	Freon 152a	1.0	U	1.0	0.10
98-82-8	Isopropylbenzene	1.0	U	1.0	0.10
179601-23-1	m&p-Xylene	1.0	U	1.0	0.10
79-20-9	Methyl acetate	1.0	U	1.0	0.10
78-93-3	Methyl ethyl ketone (MEK)	1.0	U	1.0	0.10
108-10-1	Methyl isobutyl ketone (MIBK)	1.0	U	1.0	0.10
1634-04-4	Methyl tert-butyl ether	1.0	U	1.0	0.10
108-87-2	Methylcyclohexane	1.0	U	1.0	0.10
75-09-2	Methylene Chloride	1.0	U	1.0	0.10
95-47-6	o-Xylene	1.0	U	1.0	0.10
100-42-5	Styrene	1.0	U	1.0	0.10
127-18-4	Tetrachloroethene	1.0	U	1.0	0.10
108-88-3	Toluene	1.0	U	1.0	0.10
156-60-5	trans-1,2-Dichloroethene	1.0	U	1.0	0.10
10061-02-6	trans-1,3-Dichloropropene	1.0	U	1.0	0.10
79-01-6	Trichloroethene	1.0	U	1.0	0.10
75-01-4	Vinyl chloride	1.0	U	1.0	0.10
1330-20-7	Xylenes, Total	1.0	U	1.0	0.10

CAS NO.	SURROGATE	%REC	Q	LIMITS
17060-07-0	1,2-Dichloroethane-d4 (Surr)	112		76-114
460-00-4	Bromofluorobenzene	102		86-115
2037-26-5	Toluene-d8 (Surr)	97		88-110

FORM I
GC/MS VOA ORGANICS ANALYSIS DATA SHEET
TENTATIVELY IDENTIFIED COMPOUNDS

Lab Name: TestAmerica Edison Job No.: 460-107718-1

SDG No.:

Client Sample ID: Lab Sample ID: MB 460-346773/7

Matrix: Water Lab File ID: V43863.D

Analysis Method: OLM04.2/VOL Date Collected:

Sample wt/vol: 5(mL) Date Analyzed: 01/20/2016 19:53

Soil Aliquot Vol: Dilution Factor: 1

Soil Extract Vol.: GC Column: Rtx-624 ID: 0.25(mm)

% Moisture: Level: (low/med) Low

Analysis Batch No.: 346773 Units: ug/L

Number TICs Found: 0 TIC Result Total: 0

CAS NO.	COMPOUND NAME	RT	RESULT	Q
	Tentatively Identified Compound		None	

FORM V
GC/MS VOA INSTRUMENT PERFORMANCE CHECK
BROMOFLUOROBENZENE (BFB)

Lab Name: TestAmerica Edison Job No.: 460-107718-1

SDG No.:

Lab File ID: V43928.D BFB Injection Date: 01/22/2016

Instrument ID: CVOAMS7 BFB Injection Time: 18:33

Analysis Batch No.: 347228

M/E	ION ABUNDANCE CRITERIA	% RELATIVE ABUNDANCE	
50	8.0 - 40.0% of mass 95	17.8	
75	30.0 - 66.0% of mass 95	49.1	
95	Base peak, 100% relative abundance	100.0	
96	5.0 - 9.0% of mass 95	6.2	
173	Less than 2.0% of mass 174	1.3	(1.3) 1
174	50.0 - 120.0% of mass 95	100.1	
175	4.0 - 9.0 % of mass 174	7.6	(7.6) 1
176	93.0 - 101.0% of mass 174	96.3	(96.3) 1
177	5.0 - 9.0% of mass 176	6.1	(6.4) 2

1-Value is % mass 174 2-Value is % mass 176

THIS CHECK APPLIES TO THE FOLLOWING SAMPLES, MS, MSD, BLANKS AND STANDARDS:

CLIENT SAMPLE ID	LAB SAMPLE ID	LAB FILE ID	DATE ANALYZED	TIME ANALYZED
	CCVIS 460-347228/2	V43929.D	01/22/2016	19:21
	LCS 460-347228/3	V43930.D	01/22/2016	20:08
	LCSD 460-347228/4	V43931.D	01/22/2016	20:31
	MB 460-347228/7	V43934.D	01/22/2016	21:40
MW-46MI-XX DL	460-107718-3 DL	V43935.D	01/22/2016	22:25
	STOBLK 460-347228/22	V43949.D	01/23/2016	03:54

FORM VII
GC/MS VOA CONTINUING CALIBRATION DATA

Lab Name: TestAmerica Edison Job No.: 460-107718-1

SDG No.:

Lab Sample ID: CCVIS 460-347228/2 Calibration Date: 01/22/2016 19:21

Instrument ID: CVOAMS7 Calib Start Date: 10/02/2015 08:13

GC Column: Rtx-624 ID: 0.25(mm) Calib End Date: 10/02/2015 10:16

Lab File ID: V43929.D Conc. Units: ug/L Heated Purge: (Y/N) N

ANALYTE	CURVE TYPE	AVE RRF	RRF	MIN RRF	CALC AMOUNT	SPIKE AMOUNT	%D	MAX %D
Chlorotrifluoromethane	Ave	0.5380	0.4619		42.9	50.0	-14.1	
Freon 115	Ave	0.2096	0.2057		49.1	50.0	-1.9	
Chlorotrifluoroethene	Ave	0.7156	0.6256		43.7	50.0	-12.6	
Freon 152a	Ave	1.758	1.935		55.0	50.0	10.1	
Dichlorodifluoromethane	Ave	1.699	1.633	0.0100	48.0	50.0	-3.9	
Chlorodifluoromethane	Ave	2.522	2.414		47.9	50.0	-4.3	
Chloromethane	Ave	2.205	2.084	0.0100	47.3	50.0	-5.5	
Vinyl chloride	Ave	2.293	1.922	0.1000	41.9	50.0	-16.2	25.0
Bromomethane	Ave	1.774	0.8014	0.1000	22.6	50.0	-54.8*	25.0
Chloroethane	Ave	1.974	1.252	0.0100	31.7	50.0	-36.6	
Freon 11	Ave	4.029	3.073	0.0100	38.1	50.0	-23.7	
1,2-Dichloro-1,1,2-trifluoro ethane	Ave	2.942	1.865		31.7	50.0	-36.6	
Freon 123	Ave	3.590	2.395		33.4	50.0	-33.3	
1,1,2-Trichloro-1,2,2-triflu oroethane	Ave	2.385	1.730	0.0100	36.3	50.0	-27.5	
1,1-Dichloroethene	Ave	2.397	1.640	0.1000	34.2	50.0	-31.6*	25.0
Acetone	Ave	1.017	0.6901	0.0100	33.9	50.0	-32.2	
Carbon disulfide	Ave	8.374	4.257	0.0100	25.4	50.0	-49.2	
Methyl acetate	Ave	2.079	1.502	0.0100	36.1	50.0	-27.8	
Methylene Chloride	Ave	2.753	1.848	0.0100	33.6	50.0	-32.9	
Methyl tert-butyl ether	Ave	5.690	5.359	0.0100	47.1	50.0	-5.8	
trans-1,2-Dichloroethene	Ave	2.077	1.712	0.0100	41.2	50.0	-17.6	
1,1-Dichloroethane	Ave	3.430	3.154	0.2000	46.0	50.0	-8.1	25.0
cis-1,2-Dichloroethene	Ave	2.184	1.918	0.0100	43.9	50.0	-12.1	
Methyl ethyl ketone (MEK)	Ave	0.996	0.9055	0.0100	45.5	50.0	-9.1	
Chloroform	Ave	3.608	3.145	0.2000	43.6	50.0	-12.8	25.0
Cyclohexane	Ave	0.4790	0.5036	0.0100	52.6	50.0	5.1	
1,1,1-Trichloroethane	Ave	0.5435	0.4965	0.1000	45.7	50.0	-8.6	25.0
Carbon tetrachloride	Ave	0.4514	0.4379	0.1000	48.5	50.0	-3.0	25.0
Benzene	Ave	1.367	1.270	0.5000	46.5	50.0	-7.1	25.0
1,2-Dichloroethane	Ave	2.838	2.428	0.1000	42.8	50.0	-14.4	25.0
Trichloroethene	Ave	0.3995	0.3516	0.3000	44.0	50.0	-12.0	25.0
Methylcyclohexane	Ave	0.5173	0.4938	0.0100	47.7	50.0	-4.5	
1,2-Dichloropropane	Ave	0.3392	0.3180	0.0100	46.9	50.0	-6.2	
Bromodichloromethane	Ave	0.4717	0.4210	0.2000	44.6	50.0	-10.8	25.0
cis-1,3-Dichloropropene	Ave	0.5404	0.4830	0.2000	44.7	50.0	-10.6	25.0
Methyl isobutyl ketone (MIBK)	Ave	0.3666	0.3147	0.0100	42.9	50.0	-14.2	
Toluene	Ave	1.592	1.418	0.4000	44.6	50.0	-10.9	25.0
trans-1,3-Dichloropropene	Ave	0.5097	0.4328	0.1000	42.5	50.0	-15.1	25.0
1,1,2-Trichloroethane	Ave	0.3267	0.3047	0.1000	46.6	50.0	-6.7	25.0

FORM VII
GC/MS VOA CONTINUING CALIBRATION DATA

Lab Name: TestAmerica Edison Job No.: 460-107718-1

SDG No.:

Lab Sample ID: CCVIS 460-347228/2 Calibration Date: 01/22/2016 19:21

Instrument ID: CVOAMS7 Calib Start Date: 10/02/2015 08:13

GC Column: Rtx-624 ID: 0.25(mm) Calib End Date: 10/02/2015 10:16

Lab File ID: V43929.D Conc. Units: ug/L Heated Purge: (Y/N) N

ANALYTE	CURVE TYPE	AVE RRF	RRF	MIN RRF	CALC AMOUNT	SPIKE AMOUNT	%D	MAX %D
Tetrachloroethene	Ave	0.3310	0.2980	0.2000	45.0	50.0	-10.0	25.0
2-Hexanone	Ave	0.2519	0.2107	0.0100	41.8	50.0	-16.4	
Dibromochloromethane	Ave	0.4056	0.3618	0.1000	44.6	50.0	-10.8	25.0
1,2-Dibromoethane	Ave	0.3576	0.3386	0.0100	47.3	50.0	-5.3	
Chlorobenzene	Ave	1.123	0.9570	0.5000	42.6	50.0	-14.8	25.0
Ethylbenzene	Ave	0.5574	0.4703	0.1000	42.2	50.0	-15.6	25.0
m&p-Xylene	Ave	1.411	0.5881	0.3000	88.0	100	-58.3	
o-Xylene	Ave	0.6685	0.5823	0.3000	43.6	50.0	-12.9	
Styrene	Ave	1.143	0.9807	0.3000	42.9	50.0	-14.2	25.0
Bromoform	Ave	0.2647	0.2442	0.1000	46.1	50.0	-7.8	25.0
Isopropylbenzene	Ave	1.606	1.451	0.0100	45.2	50.0	-9.6	
1,1,2,2-Tetrachloroethane	Ave	0.4313	0.3842	0.3000	44.5	50.0	-10.9	25.0
1,3-Dichlorobenzene	Ave	0.8133	0.7036	0.6000	43.3	50.0	-13.5	25.0
1,4-Dichlorobenzene	Ave	0.8156	0.7198	0.5000	44.1	50.0	-11.7	25.0
1,2-Dichlorobenzene	Ave	0.7784	0.7064	0.4000	45.4	50.0	-9.3	25.0
1,2-Dibromo-3-Chloropropane	Ave	0.0764	0.0640	0.0100	41.9	50.0	-16.3	
1,2,4-Trichlorobenzene	Lin		0.3704	0.2000	43.5	50.0	-12.9	25.0
1,2-Dichloroethane-d4 (Surr)	Ave	1.913	1.490	0.0100	39.0	50.0	-22.1	
Toluene-d8 (Surr)	Ave	0.9647	0.8314	0.0100	43.1	50.0	-13.8	
Bromofluorobenzene	Ave	0.4573	0.4286	0.2000	46.9	50.0	-6.3	25.0

FORM IV
GC/MS VOA METHOD BLANK SUMMARY

Lab Name: TestAmerica Edison Job No.: 460-107718-1

SDG No.:

Lab File ID: V43934.D Lab Sample ID: MB 460-347228/7

Matrix: Water Heated Purge:(Y/N) N

Instrument ID: CVOAMS7 Date Analyzed: 01/22/2016 21:40

GC Column: Rtx-624 ID: 0.25(mm)

THIS METHOD BLANK APPLIES TO THE FOLLOWING SAMPLES:

CLIENT SAMPLE ID	LAB SAMPLE ID	LAB FILE ID	DATE ANALYZED
	LCS 460-347228/3	V43930.D	01/22/2016 20:08
	LCSD 460-347228/4	V43931.D	01/22/2016 20:31
MW-46MI-XX DL	460-107718-3 DL	V43935.D	01/22/2016 22:25
	STOBLK 460-347228/22	V43949.D	01/23/2016 03:54

FORM I
GC/MS VOA ORGANICS ANALYSIS DATA SHEET

Lab Name: TestAmerica Edison | Job No.: 460-107718-1
SDG No.:
Client Sample ID: | Lab Sample ID: MB 460-347228/7
Matrix: Water | Lab File ID: V43934.D
Analysis Method: OLM04.2/VOL | Date Collected:
Sample wt/vol: 5(mL) | Date Analyzed: 01/22/2016 21:40
Soil Aliquot Vol: | Dilution Factor: 1
Soil Extract Vol.: | GC Column: Rtx-624 ID: 0.25(mm)
% Moisture: | Level: (low/med) Low
Analysis Batch No.: 347228 | Units: ug/L

CAS NO.	COMPOUND NAME	RESULT	Q	RL	MDL
71-55-6	1,1,1-Trichloroethane	1.0	U	1.0	0.10
79-34-5	1,1,2,2-Tetrachloroethane	1.0	U	1.0	0.10
76-13-1	1,1,2-Trichloro-1,2,2-trifluoroethane	1.0	U	1.0	0.10
79-00-5	1,1,2-Trichloroethane	1.0	U	1.0	0.10
75-34-3	1,1-Dichloroethane	1.0	U	1.0	0.10
75-35-4	1,1-Dichloroethene	1.0	U	1.0	0.10
120-82-1	1,2,4-Trichlorobenzene	1.0	U	1.0	0.10
96-12-8	1,2-Dibromo-3-Chloropropane	1.0	U	1.0	0.10
106-93-4	1,2-Dibromoethane	1.0	U	1.0	0.10
95-50-1	1,2-Dichlorobenzene	1.0	U	1.0	0.10
107-06-2	1,2-Dichloroethane	1.0	U	1.0	0.10
78-87-5	1,2-Dichloropropane	1.0	U	1.0	0.10
541-73-1	1,3-Dichlorobenzene	1.0	U	1.0	0.10
106-46-7	1,4-Dichlorobenzene	1.0	U	1.0	0.10
591-78-6	2-Hexanone	1.0	U	1.0	0.10
67-64-1	Acetone	1.0	U	1.0	0.10
71-43-2	Benzene	1.0	U	1.0	0.10
75-27-4	Bromodichloromethane	1.0	U	1.0	0.10
75-25-2	Bromoform	1.0	U	1.0	0.10
74-83-9	Bromomethane	1.0	U	1.0	0.10
75-15-0	Carbon disulfide	1.0	U	1.0	0.10
56-23-5	Carbon tetrachloride	1.0	U	1.0	0.10
108-90-7	Chlorobenzene	1.0	U	1.0	0.10
75-45-6	Chlorodifluoromethane	1.0	U	1.0	0.10
75-00-3	Chloroethane	1.0	U	1.0	0.10
67-66-3	Chloroform	1.0	U	1.0	0.10
74-87-3	Chloromethane	1.0	U	1.0	0.10
156-59-2	cis-1,2-Dichloroethene	1.0	U	1.0	0.10
10061-01-5	cis-1,3-Dichloropropene	1.0	U	1.0	0.10
110-82-7	Cyclohexane	1.0	U	1.0	0.10
124-48-1	Dibromochloromethane	1.0	U	1.0	0.10
75-71-8	Dichlorodifluoromethane	1.0	U	1.0	0.10
100-41-4	Ethylbenzene	1.0	U	1.0	0.10
75-69-4	Freon 11	1.0	U	1.0	0.10
76-15-3	Freon 115	1.0	U	1.0	0.10

FORM I
GC/MS VOA ORGANICS ANALYSIS DATA SHEET

Lab Name: TestAmerica Edison | Job No.: 460-107718-1
SDG No.:
Client Sample ID: | Lab Sample ID: MB 460-347228/7
Matrix: Water | Lab File ID: V43934.D
Analysis Method: OLM04.2/VOL | Date Collected:
Sample wt/vol: 5(mL) | Date Analyzed: 01/22/2016 21:40
Soil Aliquot Vol: | Dilution Factor: 1
Soil Extract Vol.: | GC Column: Rtx-624 ID: 0.25(mm)
% Moisture: | Level: (low/med) Low
Analysis Batch No.: 347228 | Units: ug/L

CAS NO.	COMPOUND NAME	RESULT	Q	RL	MDL
306-83-2	Freon 123	1.0	U	1.0	0.10
75-37-6	Freon 152a	1.0	U	1.0	0.10
98-82-8	Isopropylbenzene	1.0	U	1.0	0.10
179601-23-1	m&p-Xylene	1.0	U	1.0	0.10
79-20-9	Methyl acetate	1.0	U	1.0	0.10
78-93-3	Methyl ethyl ketone (MEK)	1.0	U	1.0	0.10
108-10-1	Methyl isobutyl ketone (MIBK)	1.0	U	1.0	0.10
1634-04-4	Methyl tert-butyl ether	1.0	U	1.0	0.10
108-87-2	Methylcyclohexane	1.0	U	1.0	0.10
75-09-2	Methylene Chloride	1.0	U	1.0	0.10
95-47-6	o-Xylene	1.0	U	1.0	0.10
100-42-5	Styrene	1.0	U	1.0	0.10
127-18-4	Tetrachloroethene	1.0	U	1.0	0.10
108-88-3	Toluene	1.0	U	1.0	0.10
156-60-5	trans-1,2-Dichloroethene	1.0	U	1.0	0.10
10061-02-6	trans-1,3-Dichloropropene	1.0	U	1.0	0.10
79-01-6	Trichloroethene	1.0	U	1.0	0.10
75-01-4	Vinyl chloride	1.0	U	1.0	0.10
1330-20-7	Xylenes, Total	1.0	U	1.0	0.10

CAS NO.	SURROGATE	%REC	Q	LIMITS
17060-07-0	1,2-Dichloroethane-d4 (Surr)	104		76-114
460-00-4	Bromofluorobenzene	100		86-115
2037-26-5	Toluene-d8 (Surr)	102		88-110

FORM I
GC/MS VOA ORGANICS ANALYSIS DATA SHEET
TENTATIVELY IDENTIFIED COMPOUNDS

Lab Name: TestAmerica Edison Job No.: 460-107718-1

SDG No.:

Client Sample ID: Lab Sample ID: MB 460-347228/7

Matrix: Water Lab File ID: V43934.D

Analysis Method: OLM04.2/VOL Date Collected:

Sample wt/vol: 5(mL) Date Analyzed: 01/22/2016 21:40

Soil Aliquot Vol: Dilution Factor: 1

Soil Extract Vol.: GC Column: Rtx-624 ID: 0.25(mm)

% Moisture: Level: (low/med) Low

Analysis Batch No.: 347228 Units: ug/L

Number TICs Found: 0 TIC Result Total: 0

CAS NO.	COMPOUND NAME	RT	RESULT	Q
	Tentatively Identified Compound		None	

FORM I
GC/MS VOA ORGANICS ANALYSIS DATA SHEET

Lab Name: TestAmerica Edison | Job No.: 460-107718-1
SDG No.:
Client Sample ID: | Lab Sample ID: STOBLK 460-347228/22
Matrix: Water | Lab File ID: V43949.D
Analysis Method: OLM04.2/VOL | Date Collected:
Sample wt/vol: 5(mL) | Date Analyzed: 01/23/2016 03:54
Soil Aliquot Vol: | Dilution Factor: 1
Soil Extract Vol.: | GC Column: Rtx-624 ID: 0.25(mm)
% Moisture: | Level: (low/med) Low
Analysis Batch No.: 347228 | Units: ug/L

CAS NO.	COMPOUND NAME	RESULT	Q	RL	MDL
71-55-6	1,1,1-Trichloroethane	1.0	U	1.0	0.10
79-34-5	1,1,2,2-Tetrachloroethane	1.0	U	1.0	0.10
76-13-1	1,1,2-Trichloro-1,2,2-trifluoroethane	1.0	U	1.0	0.10
79-00-5	1,1,2-Trichloroethane	1.0	U	1.0	0.10
75-34-3	1,1-Dichloroethane	1.0	U	1.0	0.10
75-35-4	1,1-Dichloroethene	1.0	U	1.0	0.10
120-82-1	1,2,4-Trichlorobenzene	1.0	U	1.0	0.10
96-12-8	1,2-Dibromo-3-Chloropropane	1.0	U	1.0	0.10
106-93-4	1,2-Dibromoethane	1.0	U	1.0	0.10
95-50-1	1,2-Dichlorobenzene	1.0	U	1.0	0.10
107-06-2	1,2-Dichloroethane	1.0	U	1.0	0.10
78-87-5	1,2-Dichloropropane	1.0	U	1.0	0.10
541-73-1	1,3-Dichlorobenzene	1.0	U	1.0	0.10
106-46-7	1,4-Dichlorobenzene	1.0	U	1.0	0.10
591-78-6	2-Hexanone	1.0	U	1.0	0.10
67-64-1	Acetone	1.0	U	1.0	0.10
71-43-2	Benzene	1.0	U	1.0	0.10
75-27-4	Bromodichloromethane	1.0	U	1.0	0.10
75-25-2	Bromoform	1.0	U	1.0	0.10
74-83-9	Bromomethane	1.0	U	1.0	0.10
75-15-0	Carbon disulfide	1.0	U	1.0	0.10
56-23-5	Carbon tetrachloride	1.0	U	1.0	0.10
108-90-7	Chlorobenzene	1.0	U	1.0	0.10
75-45-6	Chlorodifluoromethane	1.0	U	1.0	0.10
75-00-3	Chloroethane	1.0	U	1.0	0.10
67-66-3	Chloroform	1.0	U	1.0	0.10
74-87-3	Chloromethane	1.0	U	1.0	0.10
156-59-2	cis-1,2-Dichloroethene	1.0	U	1.0	0.10
10061-01-5	cis-1,3-Dichloropropene	1.0	U	1.0	0.10
110-82-7	Cyclohexane	1.0	U	1.0	0.10
124-48-1	Dibromochloromethane	1.0	U	1.0	0.10
75-71-8	Dichlorodifluoromethane	1.0	U	1.0	0.10
100-41-4	Ethylbenzene	1.0	U	1.0	0.10
75-69-4	Freon 11	1.0	U	1.0	0.10
76-15-3	Freon 115	1.0	U	1.0	0.10

FORM I
GC/MS VOA ORGANICS ANALYSIS DATA SHEET

Lab Name: TestAmerica Edison | Job No.: 460-107718-1
SDG No.:
Client Sample ID: | Lab Sample ID: STOBLK 460-347228/22
Matrix: Water | Lab File ID: V43949.D
Analysis Method: OLM04.2/VOL | Date Collected:
Sample wt/vol: 5(mL) | Date Analyzed: 01/23/2016 03:54
Soil Aliquot Vol: | Dilution Factor: 1
Soil Extract Vol.: | GC Column: Rtx-624 ID: 0.25(mm)
% Moisture: | Level: (low/med) Low
Analysis Batch No.: 347228 | Units: ug/L

CAS NO.	COMPOUND NAME	RESULT	Q	RL	MDL
306-83-2	Freon 123	1.0	U	1.0	0.10
75-37-6	Freon 152a	1.0	U	1.0	0.10
98-82-8	Isopropylbenzene	1.0	U	1.0	0.10
179601-23-1	m&p-Xylene	1.0	U	1.0	0.10
79-20-9	Methyl acetate	1.0	U	1.0	0.10
78-93-3	Methyl ethyl ketone (MEK)	1.0	U	1.0	0.10
108-10-1	Methyl isobutyl ketone (MIBK)	1.0	U	1.0	0.10
1634-04-4	Methyl tert-butyl ether	1.0	U	1.0	0.10
108-87-2	Methylcyclohexane	1.0	U	1.0	0.10
75-09-2	Methylene Chloride	1.0	U	1.0	0.10
95-47-6	o-Xylene	1.0	U	1.0	0.10
100-42-5	Styrene	1.0	U	1.0	0.10
127-18-4	Tetrachloroethene	1.0	U	1.0	0.10
108-88-3	Toluene	1.0	U	1.0	0.10
156-60-5	trans-1,2-Dichloroethene	1.0	U	1.0	0.10
10061-02-6	trans-1,3-Dichloropropene	1.0	U	1.0	0.10
79-01-6	Trichloroethene	1.0	U	1.0	0.10
75-01-4	Vinyl chloride	1.0	U	1.0	0.10
1330-20-7	Xylenes, Total	1.0	U	1.0	0.10

CAS NO.	SURROGATE	%REC	Q	LIMITS
17060-07-0	1,2-Dichloroethane-d4 (Surr)	105		76-114
460-00-4	Bromofluorobenzene	102		86-115
2037-26-5	Toluene-d8 (Surr)	101		88-110

FORM I
GC/MS VOA ORGANICS ANALYSIS DATA SHEET
TENTATIVELY IDENTIFIED COMPOUNDS

Lab Name: TestAmerica Edison Job No.: 460-107718-1

SDG No.:

Client Sample ID: Lab Sample ID: STOBLK 460-347228/22

Matrix: Water Lab File ID: V43949.D

Analysis Method: OLM04.2/VOL Date Collected:

Sample wt/vol: 5(mL) Date Analyzed: 01/23/2016 03:54

Soil Aliquot Vol: Dilution Factor: 1

Soil Extract Vol.: GC Column: Rtx-624 ID: 0.25(mm)

% Moisture: Level: (low/med) Low

Analysis Batch No.: 347228 Units: ug/L

Number TICs Found: 0 TIC Result Total: 0

CAS NO.	COMPOUND NAME	RT	RESULT	Q
	Tentatively Identified Compound		None	

FORM II
GC/MS VOA SURROGATE RECOVERY

Lab Name: TestAmerica Edison Job No.: 460-107718-1

SDG No.:

Matrix: Water Level: Low

GC Column (1): Rtx-624 ID: 0.25(mm)

Client Sample ID	Lab Sample ID	DCA #	TOL #	BFB #
QC-TB011516	460-107718-1	112	95	106
MW-46ML-XX	460-107718-2	104	92	106
MW-46MI-XX	460-107718-3	106	94	107
MW-46MI-XX DL	460-107718-3 DL	106 D	104 D	98 D
	MB 460-346773/7	112	97	102
	MB 460-347228/7	104	102	100
	LCS 460-346773/3	105	98	100
	LCS 460-347228/3	97	104	102
	LCSD 460-347228/4	98	101	102
	460-107654-A-1 MS	100	90	115
	460-107654-A-1 MSD	100	90	116 X
	STOBLK 460-347228/22	105	101	102

	QC LIMITS
DCA = 1,2-Dichloroethane-d4 (Surr)	76-114
TOL = Toluene-d8 (Surr)	88-110
BFB = Bromofluorobenzene	86-115

Column to be used to flag recovery values

FORM II OLM04.2/VOL

FORM III
GC/MS VOA LAB CONTROL SAMPLE RECOVERY

Lab Name: TestAmerica Edison Job No.: 460-107718-1

SDG No.:

Matrix: Water Level: Low Lab File ID: V43859.D

Lab ID: LCS 460-346773/3 Client ID:

COMPOUND	SPIKE ADDED (ug/L)	LCS CONCENTRATION (ug/L)	LCS % REC	QC LIMITS REC	#
1,1,1-Trichloroethane	50.0	49.8	100	70-130	
1,1,2,2-Tetrachloroethane	50.0	49.6	99	70-130	
1,1,2-Trichloro-1,2,2-trifluoroethane	50.0	51.5	103	70-130	
1,1,2-Trichloroethane	50.0	50.5	101	70-130	
1,1-Dichloroethane	50.0	53.2	106	70-130	
1,1-Dichloroethene	50.0	51.7	103	61-145	
1,2,4-Trichlorobenzene	50.0	55.6	111	70-130	
1,2-Dibromo-3-Chloropropane	50.0	51.7	103	70-130	
1,2-Dibromoethane	50.0	49.2	98	70-130	
1,2-Dichlorobenzene	50.0	50.8	102	70-130	
1,2-Dichloroethane	50.0	51.7	103	70-130	
1,2-Dichloropropane	50.0	50.2	100	70-130	
1,3-Dichlorobenzene	50.0	51.1	102	70-130	
1,4-Dichlorobenzene	50.0	51.6	103	70-130	
2-Hexanone	50.0	52.9	106	70-130	
Acetone	50.0	53.4	107	70-130	
Benzene	50.0	49.6	99	76-127	
Bromodichloromethane	50.0	49.7	99	70-130	
Bromoform	50.0	51.2	102	70-130	
Bromomethane	50.0	55.1	110	70-130	
Carbon disulfide	50.0	53.5	107	70-130	
Carbon tetrachloride	50.0	50.9	102	70-130	
Chlorobenzene	50.0	49.5	99	75-130	
Chlorodifluoromethane	50.0	51.7	103	70-130	
Chloroethane	50.0	49.8	100	70-130	
Chloroform	50.0	51.1	102	70-130	
Chloromethane	50.0	52.7	105	70-130	
cis-1,2-Dichloroethene	50.0	52.0	104	70-130	
cis-1,3-Dichloropropene	50.0	50.1	100	70-130	
Cyclohexane	50.0	50.2	100	70-130	
Dibromochloromethane	50.0	49.4	99	70-130	
Dichlorodifluoromethane	50.0	52.7	105	70-130	
Ethylbenzene	50.0	50.0	100	70-130	
Freon 11	50.0	52.4	105	70-130	
Freon 115	50.0	53.7	107	70-130	
Freon 123	50.0	50.1	100	70-130	
Freon 152a	50.0	51.0	102	70-130	
Isopropylbenzene	50.0	50.5	101	70-130	
m&p-Xylene	100	99.6	100	70-130	
Methyl acetate	50.0	51.1	102	70-130	
Methyl ethyl ketone (MEK)	50.0	49.6	99	70-130	

Column to be used to flag recovery and RPD values

FORM III OLM04.2/VOL

FORM III
GC/MS VOA LAB CONTROL SAMPLE RECOVERY

Lab Name: TestAmerica Edison Job No.: 460-107718-1

SDG No.:

Matrix: Water Level: Low Lab File ID: V43859.D

Lab ID: LCS 460-346773/3 Client ID:

COMPOUND	SPIKE ADDED (ug/L)	LCS CONCENTRATION (ug/L)	LCS % REC	QC LIMITS REC	#
Methyl isobutyl ketone (MIBK)	50.0	51.3	103	70-130	
Methyl tert-butyl ether	50.0	50.9	102	70-130	
Methylcyclohexane	50.0	50.1	100	70-130	
Methylene Chloride	50.0	52.0	104	70-130	
o-Xylene	50.0	50.0	100	70-130	
Styrene	50.0	49.7	99	70-130	
Tetrachloroethene	50.0	49.3	99	70-130	
Toluene	50.0	50.0	100	76-125	
trans-1,2-Dichloroethene	50.0	52.0	104	70-130	
trans-1,3-Dichloropropene	50.0	50.2	100	70-130	
Trichloroethene	50.0	48.5	97	71-120	
Vinyl chloride	50.0	52.0	104	70-130	
Xylenes, Total	150	150	100	70-130	

Column to be used to flag recovery and RPD values

FORM III OLM04.2/VOL

FORM III
GC/MS VOA LAB CONTROL SAMPLE RECOVERY

Lab Name: TestAmerica Edison Job No.: 460-107718-1

SDG No.:

Matrix: Water Level: Low Lab File ID: V43930.D

Lab ID: LCS 460-347228/3 Client ID:

COMPOUND	SPIKE ADDED (ug/L)	LCS CONCENTRATION (ug/L)	LCS % REC	QC LIMITS REC	#
1,1,1-Trichloroethane	50.0	49.9	100	70-130	
1,1,2,2-Tetrachloroethane	50.0	51.5	103	70-130	
1,1,2-Trichloro-1,2,2-trifluoroethane	50.0	43.6	87	70-130	
1,1,2-Trichloroethane	50.0	50.6	101	70-130	
1,1-Dichloroethane	50.0	49.8	100	70-130	
1,1-Dichloroethene	50.0	48.7	97	61-145	
1,2,4-Trichlorobenzene	50.0	50.8	102	70-130	
1,2-Dibromo-3-Chloropropane	50.0	49.4	99	70-130	
1,2-Dibromoethane	50.0	48.8	98	70-130	
1,2-Dichlorobenzene	50.0	49.0	98	70-130	
1,2-Dichloroethane	50.0	50.1	100	70-130	
1,2-Dichloropropane	50.0	50.1	100	70-130	
1,3-Dichlorobenzene	50.0	49.4	99	70-130	
1,4-Dichlorobenzene	50.0	48.8	98	70-130	
2-Hexanone	50.0	51.0	102	70-130	
Acetone	50.0	42.1	84	70-130	
Benzene	50.0	50.6	101	76-127	
Bromodichloromethane	50.0	50.9	102	70-130	
Bromoform	50.0	50.4	101	70-130	
Bromomethane	50.0	49.9	100	70-130	
Carbon disulfide	50.0	51.6	103	70-130	
Carbon tetrachloride	50.0	49.8	100	70-130	
Chlorobenzene	50.0	51.4	103	75-130	
Chlorodifluoromethane	50.0	49.5	99	70-130	
Chloroethane	50.0	49.4	99	70-130	
Chloroform	50.0	49.8	100	70-130	
Chloromethane	50.0	49.2	98	70-130	
cis-1,2-Dichloroethene	50.0	51.3	103	70-130	
cis-1,3-Dichloropropene	50.0	51.7	103	70-130	
Cyclohexane	50.0	46.2	92	70-130	
Dibromochloromethane	50.0	52.8	106	70-130	
Dichlorodifluoromethane	50.0	44.5	89	70-130	
Ethylbenzene	50.0	52.4	105	70-130	
Freon 11	50.0	43.6	87	70-130	
Freon 115	50.0	49.2	98	70-130	
Freon 123	50.0	48.5	97	70-130	
Freon 152a	50.0	50.5	101	70-130	
Isopropylbenzene	50.0	48.2	96	70-130	
m&p-Xylene	100	105	105	70-130	
Methyl acetate	50.0	46.0	92	70-130	
Methyl ethyl ketone (MEK)	50.0	46.5	93	70-130	

Column to be used to flag recovery and RPD values

FORM III OLM04.2/VOL

FORM III
GC/MS VOA LAB CONTROL SAMPLE RECOVERY

Lab Name: TestAmerica Edison Job No.: 460-107718-1

SDG No.:

Matrix: Water Level: Low Lab File ID: V43930.D

Lab ID: LCS 460-347228/3 Client ID:

COMPOUND	SPIKE ADDED (ug/L)	LCS CONCENTRATION (ug/L)	LCS % REC	QC LIMITS REC	#
Methyl isobutyl ketone (MIBK)	50.0	51.9	104	70-130	
Methyl tert-butyl ether	50.0	46.5	93	70-130	
Methylcyclohexane	50.0	46.5	93	70-130	
Methylene Chloride	50.0	51.5	103	70-130	
o-Xylene	50.0	51.2	102	70-130	
Styrene	50.0	51.5	103	70-130	
Tetrachloroethene	50.0	52.8	106	70-130	
Toluene	50.0	51.5	103	76-125	
trans-1,2-Dichloroethene	50.0	50.3	101	70-130	
trans-1,3-Dichloropropene	50.0	51.6	103	70-130	
Trichloroethene	50.0	50.1	100	71-120	
Vinyl chloride	50.0	48.0	96	70-130	
Xylenes, Total	150	156	104	70-130	

Column to be used to flag recovery and RPD values

FORM III OLM04.2/VOL

FORM III
GC/MS VOA LAB CONTROL SAMPLE DUPLICATE RECOVERY

Lab Name: TestAmerica Edison Job No.: 460-107718-1

SDG No.:

Matrix: Water Level: Low Lab File ID: V43931.D

Lab ID: LCSD 460-347228/4 Client ID:

COMPOUND	SPIKE ADDED (ug/L)	LCSD CONCENTRATION (ug/L)	LCSD % REC	% RPD	QC LIMITS RPD	QC LIMITS REC	#
1,1,1-Trichloroethane	50.0	50.6	101	2	30	70-130	
1,1,2,2-Tetrachloroethane	50.0	52.3	105	2	30	70-130	
1,1,2-Trichloro-1,2,2-trifluoroethane	50.0	47.0	94	8	30	70-130	
1,1,2-Trichloroethane	50.0	51.2	102	1	30	70-130	
1,1-Dichloroethane	50.0	51.1	102	3	30	70-130	
1,1-Dichloroethene	50.0	50.0	100	3	14	61-145	
1,2,4-Trichlorobenzene	50.0	50.3	101	1	30	70-130	
1,2-Dibromo-3-Chloropropane	50.0	50.8	102	3	30	70-130	
1,2-Dibromoethane	50.0	50.3	101	3	30	70-130	
1,2-Dichlorobenzene	50.0	50.3	101	3	30	70-130	
1,2-Dichloroethane	50.0	51.2	102	2	30	70-130	
1,2-Dichloropropane	50.0	50.7	101	1	30	70-130	
1,3-Dichlorobenzene	50.0	49.9	100	1	30	70-130	
1,4-Dichlorobenzene	50.0	50.0	100	2	30	70-130	
2-Hexanone	50.0	50.2	100	2	30	70-130	
Acetone	50.0	43.4	87	3	30	70-130	
Benzene	50.0	50.0	100	1	11	76-127	
Bromodichloromethane	50.0	50.8	102	0	30	70-130	
Bromoform	50.0	51.4	103	2	30	70-130	
Bromomethane	50.0	51.1	102	3	30	70-130	
Carbon disulfide	50.0	50.9	102	1	30	70-130	
Carbon tetrachloride	50.0	50.4	101	1	30	70-130	
Chlorobenzene	50.0	50.3	101	2	13	75-130	
Chlorodifluoromethane	50.0	51.6	103	4	30	70-130	
Chloroethane	50.0	50.2	100	2	30	70-130	
Chloroform	50.0	50.9	102	2	30	70-130	
Chloromethane	50.0	50.7	101	3	30	70-130	
cis-1,2-Dichloroethene	50.0	52.0	104	1	30	70-130	
cis-1,3-Dichloropropene	50.0	51.0	102	1	30	70-130	
Cyclohexane	50.0	47.3	95	2	30	70-130	
Dibromochloromethane	50.0	51.8	104	2	30	70-130	
Dichlorodifluoromethane	50.0	47.0	94	6	30	70-130	
Ethylbenzene	50.0	51.9	104	1	30	70-130	
Freon 11	50.0	47.2	94	8	30	70-130	
Freon 115	50.0	52.0	104	6	30	70-130	
Freon 123	50.0	51.8	104	7	30	70-130	
Freon 152a	50.0	52.1	104	3	30	70-130	
Isopropylbenzene	50.0	49.3	99	2	30	70-130	
m&p-Xylene	100	103	103	2	30	70-130	
Methyl acetate	50.0	49.6	99	7	30	70-130	
Methyl ethyl ketone (MEK)	50.0	49.2	98	6	30	70-130	

Column to be used to flag recovery and RPD values

FORM III OLM04.2/VOL

FORM III
GC/MS VOA LAB CONTROL SAMPLE DUPLICATE RECOVERY

Lab Name: TestAmerica Edison Job No.: 460-107718-1

SDG No.:

Matrix: Water Level: Low Lab File ID: V43931.D

Lab ID: LCSD 460-347228/4 Client ID:

COMPOUND	SPIKE ADDED (ug/L)	LCSD CONCENTRATION (ug/L)	LCSD % REC	% RPD	QC LIMITS RPD	QC LIMITS REC	#
Methyl isobutyl ketone (MIBK)	50.0	52.2	104	1	30	70-130	
Methyl tert-butyl ether	50.0	49.9	100	7	30	70-130	
Methylcyclohexane	50.0	47.7	95	2	30	70-130	
Methylene Chloride	50.0	52.5	105	2	30	70-130	
o-Xylene	50.0	51.1	102	0	30	70-130	
Styrene	50.0	50.9	102	1	30	70-130	
Tetrachloroethene	50.0	51.2	102	3	30	70-130	
Toluene	50.0	51.1	102	1	13	76-125	
trans-1,2-Dichloroethene	50.0	49.5	99	2	30	70-130	
trans-1,3-Dichloropropene	50.0	51.4	103	0	30	70-130	
Trichloroethene	50.0	51.0	102	2	14	71-120	
Vinyl chloride	50.0	49.2	98	3	30	70-130	
Xylenes, Total	150	154	103	1	30	70-130	

Column to be used to flag recovery and RPD values

FORM III OLM04.2/VOL

FORM III
GC/MS VOA MATRIX SPIKE RECOVERY

Lab Name: TestAmerica Edison Job No.: 460-107718-1

SDG No.:

Matrix: Water Level: Low Lab File ID: V43883.D

Lab ID: 460-107654-A-1 MS Client ID:

COMPOUND	SPIKE ADDED (ug/L)	SAMPLE CONCENTRATION (ug/L)	MS CONCENTRATION (ug/L)	MS % REC	QC LIMITS REC	#
1,1,1-Trichloroethane	50.0	1.0 U	52.4	105	70-130	
1,1,2,2-Tetrachloroethane	50.0	1.0 U	53.0	106	70-130	
1,1,2-Trichloro-1,2,2-trifluoroethane	50.0	6.2	66.5	120	70-130	
1,1,2-Trichloroethane	50.0	1.0 U	54.7	109	70-130	
1,1-Dichloroethane	50.0	1.0 U	50.6	101	70-130	
1,1-Dichloroethene	50.0	0.51 J	49.6	98	61-145	
1,2,4-Trichlorobenzene	50.0	1.0 U	56.4	113	70-130	
1,2-Dibromo-3-Chloropropane	50.0	1.0 U	55.9	112	70-130	
1,2-Dibromoethane	50.0	1.0 U	47.6	95	70-130	
1,2-Dichlorobenzene	50.0	1.0 U	51.1	102	70-130	
1,2-Dichloroethane	50.0	1.0 U	52.0	104	70-130	
1,2-Dichloropropane	50.0	1.0 U	51.3	103	70-130	
1,3-Dichlorobenzene	50.0	1.0 U	50.9	102	70-130	
1,4-Dichlorobenzene	50.0	1.0 U	51.1	102	70-130	
2-Hexanone	50.0	1.0 U	52.0	104	70-130	
Acetone	50.0	1.0 U	48.4	97	70-130	
Benzene	50.0	1.0 U	51.5	103	76-127	
Bromodichloromethane	50.0	1.0 U	49.6	99	70-130	
Bromoform	50.0	1.0 U	56.2	112	70-130	
Bromomethane	50.0	1.0 U	48.5	97	70-130	
Carbon disulfide	50.0	1.0 U	46.2	92	70-130	
Carbon tetrachloride	50.0	1.0 U	52.9	106	70-130	
Chlorobenzene	50.0	1.0 U	47.6	95	75-130	
Chlorodifluoromethane	50.0	4.1	50.5	93	70-130	
Chloroethane	50.0	1.0 U	48.0	96	70-130	
Chloroform	50.0	0.30 J	51.4	102	70-130	
Chloromethane	50.0	1.0 U	47.7	95	70-130	
cis-1,2-Dichloroethene	50.0	110	144	78	70-130	
cis-1,3-Dichloropropene	50.0	1.0 U	49.8	100	70-130	
Cyclohexane	50.0	1.0 U	58.7	117	70-130	
Dibromochloromethane	50.0	1.0 U	47.5	95	70-130	
Dichlorodifluoromethane	50.0	1.0 U	59.7	119	70-130	
Ethylbenzene	50.0	1.0 U	48.9	98	70-130	
Freon 11	50.0	0.14 J	59.6	119	70-130	
Freon 115	50.0	1.0 U	45.7	91	70-130	
Freon 123	50.0	1.0 U	49.7	99	70-130	
Freon 152a	50.0	1.0 U	46.9	94	70-130	
Isopropylbenzene	50.0	1.0 U	49.2	98	70-130	
m&p-Xylene	100	1.0 U	96.2	96	70-130	
Methyl acetate	50.0	1.0 U	49.9	100	70-130	
Methyl ethyl ketone (MEK)	50.0	1.0 U	53.7	107	70-130	

Column to be used to flag recovery and RPD values

FORM III OLM04.2/VOL

FORM III
GC/MS VOA MATRIX SPIKE RECOVERY

Lab Name: TestAmerica Edison Job No.: 460-107718-1

SDG No.:

Matrix: Water Level: Low Lab File ID: V43883.D

Lab ID: 460-107654-A-1 MS Client ID:

COMPOUND	SPIKE ADDED (ug/L)	SAMPLE CONCENTRATION (ug/L)	MS CONCENTRATION (ug/L)	MS % REC	QC LIMITS REC	#
Methyl isobutyl ketone (MIBK)	50.0	1.0 U	51.5	103	70-130	
Methyl tert-butyl ether	50.0	1.0 U	51.2	102	70-130	
Methylcyclohexane	50.0	1.0 U	57.6	115	70-130	
Methylene Chloride	50.0	1.0 U	50.4	101	70-130	
o-Xylene	50.0	1.0 U	48.1	96	70-130	
Styrene	50.0	1.0 U	45.4	91	70-130	
Tetrachloroethene	50.0	23	66.7	87	70-130	
Toluene	50.0	1.0 U	47.2	94	76-125	
trans-1,2-Dichloroethene	50.0	4.3	57.0	105	70-130	
trans-1,3-Dichloropropene	50.0	1.0 U	51.1	102	70-130	
Trichloroethene	50.0	28	78.1	101	71-120	
Vinyl chloride	50.0	1.0 U	48.7	97	70-130	
Xylenes, Total	150	1.0 U	144	96	70-130	

Column to be used to flag recovery and RPD values

FORM III OLM04.2/VOL

FORM III
GC/MS VOA MATRIX SPIKE DUPLICATE RECOVERY

Lab Name: TestAmerica Edison Job No.: 460-107718-1

SDG No.:

Matrix: Water Level: Low Lab File ID: V43884.D

Lab ID: 460-107654-A-1 MSD Client ID:

COMPOUND	SPIKE ADDED (ug/L)	MSD CONCENTRATION (ug/L)	MSD % REC	% RPD	QC LIMITS RPD	QC LIMITS REC	#
1,1,1-Trichloroethane	50.0	54.5	109	4	30	70-130	
1,1,2,2-Tetrachloroethane	50.0	53.5	107	1	30	70-130	
1,1,2-Trichloro-1,2,2-trifluoroethane	50.0	68.9	125	4	30	70-130	
1,1,2-Trichloroethane	50.0	54.4	109	0	30	70-130	
1,1-Dichloroethane	50.0	52.8	106	4	30	70-130	
1,1-Dichloroethene	50.0	52.2	103	5	14	61-145	
1,2,4-Trichlorobenzene	50.0	62.2	124	10	30	70-130	
1,2-Dibromo-3-Chloropropane	50.0	57.4	115	3	30	70-130	
1,2-Dibromoethane	50.0	49.1	98	3	30	70-130	
1,2-Dichlorobenzene	50.0	54.1	108	6	30	70-130	
1,2-Dichloroethane	50.0	51.7	103	0	30	70-130	
1,2-Dichloropropane	50.0	52.8	106	3	30	70-130	
1,3-Dichlorobenzene	50.0	54.1	108	6	30	70-130	
1,4-Dichlorobenzene	50.0	54.2	108	6	30	70-130	
2-Hexanone	50.0	54.4	109	5	30	70-130	
Acetone	50.0	42.4	85	13	30	70-130	
Benzene	50.0	53.5	107	4	11	76-127	
Bromodichloromethane	50.0	51.6	103	4	30	70-130	
Bromoform	50.0	56.9	114	1	30	70-130	
Bromomethane	50.0	53.0	106	9	30	70-130	
Carbon disulfide	50.0	50.2	100	8	30	70-130	
Carbon tetrachloride	50.0	55.7	111	5	30	70-130	
Chlorobenzene	50.0	48.8	98	2	13	75-130	
Chlorodifluoromethane	50.0	54.4	101	7	30	70-130	
Chloroethane	50.0	50.5	101	5	30	70-130	
Chloroform	50.0	52.3	104	2	30	70-130	
Chloromethane	50.0	50.1	100	5	30	70-130	
cis-1,2-Dichloroethene	50.0	147	84	2	30	70-130	
cis-1,3-Dichloropropene	50.0	50.2	100	1	30	70-130	
Cyclohexane	50.0	62.8	126	7	30	70-130	
Dibromochloromethane	50.0	48.7	97	3	30	70-130	
Dichlorodifluoromethane	50.0	64.2	128	7	30	70-130	
Ethylbenzene	50.0	50.5	101	3	30	70-130	
Freon 11	50.0	63.7	127	7	30	70-130	
Freon 115	50.0	50.1	100	9	30	70-130	
Freon 123	50.0	53.6	107	8	30	70-130	
Freon 152a	50.0	50.9	102	8	30	70-130	
Isopropylbenzene	50.0	52.4	105	6	30	70-130	
m&p-Xylene	100	100	100	4	30	70-130	
Methyl acetate	50.0	51.1	102	2	30	70-130	
Methyl ethyl ketone (MEK)	50.0	53.8	108	0	30	70-130	

Column to be used to flag recovery and RPD values

FORM III OLM04.2/VOL

FORM III
GC/MS VOA MATRIX SPIKE DUPLICATE RECOVERY

Lab Name: TestAmerica Edison Job No.: 460-107718-1

SDG No.:

Matrix: Water Level: Low Lab File ID: V43884.D

Lab ID: 460-107654-A-1 MSD Client ID:

COMPOUND	SPIKE ADDED (ug/L)	MSD CONCENTRATION (ug/L)	MSD % REC	% RPD	QC LIMITS RPD	QC LIMITS REC	#
Methyl isobutyl ketone (MIBK)	50.0	51.7	103	0	30	70-130	
Methyl tert-butyl ether	50.0	52.7	105	3	30	70-130	
Methylcyclohexane	50.0	61.3	123	6	30	70-130	
Methylene Chloride	50.0	50.0	100	1	30	70-130	
o-Xylene	50.0	50.2	100	4	30	70-130	
Styrene	50.0	46.8	94	3	30	70-130	
Tetrachloroethene	50.0	70.8	95	6	30	70-130	
Toluene	50.0	49.0	98	4	13	76-125	
trans-1,2-Dichloroethene	50.0	59.9	111	5	30	70-130	
trans-1,3-Dichloropropene	50.0	51.3	103	0	30	70-130	
Trichloroethene	50.0	81.2	107	4	14	71-120	
Vinyl chloride	50.0	51.0	102	5	30	70-130	
Xylenes, Total	150	151	100	4	30	70-130	

Column to be used to flag recovery and RPD values

FORM III OLM04.2/VOL

FORM VIII
GC/MS VOA INTERNAL STANDARD AREA AND RETENTION TIME SUMMARY

Lab Name: TestAmerica Edison Job No.: 460-107718-1

SDG No.:

Sample No.: CCVIS 460-346773/2 Date Analyzed: 01/20/2016 17:44

Instrument ID: CVOAMS7 GC Column: Rtx-624 ID: 0.25(mm)

Lab File ID (Standard): V43858.D Heated Purge: (Y/N) N

Calibration ID: 52605

		BCM		DFB		CBZ	
		AREA #	RT #	AREA #	RT #	AREA #	RT #
12/24 HOUR STD		178354	4.19	1165599	4.88	1067621	6.71
UPPER LIMIT		356708	4.69	2331198	5.38	2135242	7.21
LOWER LIMIT		89177	3.69	582800	4.38	533811	6.21
LAB SAMPLE ID	CLIENT SAMPLE ID						
LCS 460-346773/3		173127	4.19	1164849	4.88	1088160	6.71
MB 460-346773/7		159687	4.19	994990	4.88	955622	6.71
460-107718-1	QC-TB011516	160442	4.19	1026926	4.88	995315	6.71
460-107718-3	MW-46MI-XX	168524	4.19	1034699	4.88	1014599	6.71
460-107718-2	MW-46ML-XX	158189	4.19	1000398	4.88	1001787	6.71
460-107654-A-1 MS		161767	4.19	1040923	4.87	1064676	6.71
460-107654-A-1 MSD		160993	4.18	1036329	4.87	1058828	6.71

BCM = Chlorobromomethane
DFB = 1,4-Difluorobenzene
CBZ = Chlorobenzene-d5

Area Limit = 50%-200% of internal standard area
RT Limit = ± 0.5 minutes of internal standard RT

Column used to flag values outside QC limits

FORM VIII OLM04.2/VOL

FORM VIII
GC/MS VOA INTERNAL STANDARD AREA AND RETENTION TIME SUMMARY

Lab Name: TestAmerica Edison Job No.: 460-107718-1

SDG No.:

Sample No.: CCVIS 460-347228/2 Date Analyzed: 01/22/2016 19:21

Instrument ID: CVOAMS7 GC Column: Rtx-624 ID: 0.25(mm)

Lab File ID (Standard): V43929.D Heated Purge: (Y/N) N

Calibration ID: 52605

		BCM		DFB		CBZ	
		AREA #	RT #	AREA #	RT #	AREA #	RT #
12/24 HOUR STD		199565	4.19	1148297	4.87	1079352	6.71
UPPER LIMIT		399130	4.69	2296594	5.37	2158704	7.21
LOWER LIMIT		99783	3.69	574149	4.37	539676	6.21
LAB SAMPLE ID	CLIENT SAMPLE ID						
LCS 460-347228/3		205076	4.18	1148734	4.87	1061210	6.71
LCSD 460-347228/4		202627	4.19	1167129	4.87	1096371	6.71
MB 460-347228/7		196526	4.19	1107595	4.88	1017713	6.71
460-107718-3 DL	MW-46MI-XX DL	197926	4.19	1124918	4.88	1031139	6.71
STOBLK 460-347228/22		195462	4.19	1106447	4.88	1019430	6.71

BCM = Chlorobromomethane
DFB = 1,4-Difluorobenzene
CBZ = Chlorobenzene-d5

Area Limit = 50%-200% of internal standard area
RT Limit = ± 0.5 minutes of internal standard RT

Column used to flag values outside QC limits

FORM VIII OLM04.2/VOL

HPLC/IC ANALYSIS RUN LOG

Lab Name: TestAmerica Pittsburgh Job No.: 460-107718-1

SDG No.:

Instrument ID: CHIC2100A Start Date: 01/20/2016 14:05

Analysis Batch Number: 166538 End Date: 01/21/2016 00:31

LAB SAMPLE ID	CLIENT SAMPLE ID	DATE ANALYZED	DILUTION FACTOR	LAB FILE ID	COLUMN ID
IC 180-166538/2		01/20/2016 14:05	1	A-ICS2100 A 01-20. -2016A-2.d	AS-18
IC 180-166538/3		01/20/2016 14:29	1	A-ICS2100 A 01-20. -2016A-3.d	AS-18
IC 180-166538/4		01/20/2016 14:44	1	A-ICS2100 A 01-20. -2016A-4.d	AS-18
IC 180-166538/5		01/20/2016 15:14	1	A-ICS2100 A 01-20. -2016A-5.d	AS-18
IC 180-166538/6		01/20/2016 15:31	1	A-ICS2100 A 01-20. -2016A-6.d	AS-18
IC 180-166538/7		01/20/2016 15:48	1	A-ICS2100 A 01-20. -2016A-7.d	AS-18
IC 180-166538/8		01/20/2016 16:06	1	A-ICS2100 A 01-20. -2016A-8.d	AS-18
RINSE 180-166538/9		01/20/2016 16:23	1		AS-18
RINSE 180-166538/10		01/20/2016 16:40	1		AS-18
ZZZZZ		01/20/2016 16:58	1		AS-18
ZZZZZ		01/20/2016 17:15	1		AS-18
ICV 180-166538/13		01/20/2016 17:32	1	A-ICS2100 A 01-20. -2016A-13.d	AS-18
CCV 180-166538/14		01/20/2016 17:50	1	A-ICS2100 A 01-20. -2016A-14.d	AS-18
CCB 180-166538/15		01/20/2016 18:11	1	A-ICS2100 A 01-20. -2016A-15.d	AS-18
LCS 180-166538/16		01/20/2016 18:28	1	A-ICS2100 A 01-20. -2016A-16.d	AS-18
MB 180-166538/17		01/20/2016 18:46	1	A-ICS2100 A 01-20. -2016A-17.d	AS-18
ZZZZZ		01/20/2016 19:03	1		AS-18
ZZZZZ		01/20/2016 19:20	1		AS-18
ZZZZZ		01/20/2016 19:36	1		AS-18
ZZZZZ		01/20/2016 19:51	1		AS-18
460-107394-H-1 MS		01/20/2016 20:07	1	A-ICS2100 A 01-20. -2016A-22.d	AS-18
460-107394-H-1 MSD		01/20/2016 20:22	1	A-ICS2100 A 01-20. -2016A-23.d	AS-18
ZZZZZ		01/20/2016 20:38	1		AS-18
460-107718-2		01/20/2016 20:53	1	A-ICS2100 A 01-20. -2016A-25.d	AS-18
CCV 180-166538/26		01/20/2016 21:09	1	A-ICS2100 A 01-20. -2016A-26.d	AS-18
CCB 180-166538/27		01/20/2016 21:24	1	A-ICS2100 A 01-20. -2016A-27.d	AS-18

300.0

HPLC/IC ANALYSIS RUN LOG

Lab Name: TestAmerica Pittsburgh Job No.: 460-107718-1

SDG No.:

Instrument ID: CHIC2100A Start Date: 01/20/2016 14:05

Analysis Batch Number: 166538 End Date: 01/21/2016 00:31

LAB SAMPLE ID	CLIENT SAMPLE ID	DATE ANALYZED	DILUTION FACTOR	LAB FILE ID	COLUMN ID
ZZZZZ		01/20/2016 21:40	1		AS-18
ZZZZZ		01/20/2016 21:56	1		AS-18
ZZZZZ		01/20/2016 22:11	1		AS-18
ZZZZZ		01/20/2016 22:27	1		AS-18
ZZZZZ		01/20/2016 22:42	1		AS-18
460-107721-D-6 MS		01/20/2016 22:58	1	A-ICS2100 A 01-20. -2016A-33.d	AS-18
460-107721-D-6 MSD		01/20/2016 23:13	1	A-ICS2100 A 01-20. -2016A-34.d	AS-18
460-107718-3		01/20/2016 23:29	1	A-ICS2100 A 01-20. -2016A-35.d	AS-18
ZZZZZ		01/20/2016 23:44	1		AS-18
ZZZZZ		01/21/2016 00:00	5		AS-18
CCV 180-166538/38		01/21/2016 00:15	1	A-ICS2100 A 01-20. -2016A-38.d	AS-18
CCB 180-166538/39		01/21/2016 00:31	1	A-ICS2100 A 01-20. -2016A-39.d	AS-18

300.0

FORM VI
HPLC/IC BY EXTERNAL STANDARD - INITIAL CALIBRATION DATA
RETENTION TIME SUMMARY

Lab Name: TestAmerica Pittsburgh Job No.: 460-107718-1 Analy Batch No.: 166538

SDG No.:

Instrument ID: CHIC2100A GC Column: AS-18 ID: Heated Purge: (Y/N) N

Calibration Start Date: 01/20/2016 14:05 Calibration End Date: 01/20/2016 16:06 Calibration ID: 28775

Calibration Files:

LEVEL:	LAB SAMPLE ID:	LAB FILE ID:
Level 1	IC 180-166538/2	A-ICS2100 A 01-20.-2016A-2.d
Level 2	IC 180-166538/3	A-ICS2100 A 01-20.-2016A-3.d
Level 3	IC 180-166538/4	A-ICS2100 A 01-20.-2016A-4.d
Level 4	IC 180-166538/5	A-ICS2100 A 01-20.-2016A-5.d
Level 5	IC 180-166538/6	A-ICS2100 A 01-20.-2016A-6.d
Level 6	IC 180-166538/7	A-ICS2100 A 01-20.-2016A-7.d
Level 7	IC 180-166538/8	A-ICS2100 A 01-20.-2016A-8.d

ANALYTE	LVL 1	LVL 2	LVL 3	LVL 4	LVL 5	LVL 6	LVL 7				RT WINDOW	AVG RT
Bromide	6.558	6.583	6.592	6.592	6.583	6.575	6.575				6.233 - 6.933	6.580

FORM VI
HPLC/IC BY EXTERNAL STANDARD - INITIAL CALIBRATION DATA
CURVE EVALUATION

Lab Name: TestAmerica Pittsburgh Job No.: 460-107718-1 Analy Batch No.: 166538

SDG No.:

Instrument ID: CHIC2100A GC Column: AS-18 ID: Heated Purge: (Y/N) N

Calibration Start Date: 01/20/2016 14:05 Calibration End Date: 01/20/2016 16:06 Calibration ID: 28775

Calibration Files:

LEVEL:	LAB SAMPLE ID:	LAB FILE ID:
Level 1	IC 180-166538/2	A-ICS2100 A 01-20.-2016A-2.d
Level 2	IC 180-166538/3	A-ICS2100 A 01-20.-2016A-3.d
Level 3	IC 180-166538/4	A-ICS2100 A 01-20.-2016A-4.d
Level 4	IC 180-166538/5	A-ICS2100 A 01-20.-2016A-5.d
Level 5	IC 180-166538/6	A-ICS2100 A 01-20.-2016A-6.d
Level 6	IC 180-166538/7	A-ICS2100 A 01-20.-2016A-7.d
Level 7	IC 180-166538/8	A-ICS2100 A 01-20.-2016A-8.d

ANALYTE	CF				CURVE TYPE	COEFFICIENT			#	MIN CF	%RSD	#	MAX %RSD	R^2 OR COD	#	MIN R^2 OR COD
	LVL 1 LVL 5	LVL 2 LVL 6	LVL 3 LVL 7	LVL 4		B	M1	M2								
Bromide	34663200 24546800	32089400 25317160	24481200 26554770	22872960	LinF		26184569.9							0.9990		0.9950

Note: The m1 coefficient is the same as Ave CF for an Ave curve type.

FORM VII
HPLC/IC CONTINUING CALIBRATION DATA

Lab Name: TestAmerica Pittsburgh Job No.: 460-107718-1

SDG No.:

Lab Sample ID: ICV 180-166538/13 Calibration Date: 01/20/2016 17:32

Instrument ID: CHIC2100A Calib Start Date: 01/20/2016 14:05

GC Column: AS-18 ID: Calib End Date: 01/20/2016 16:06

Lab File ID: A-ICS2100 A 01-20.-2016A-13.d Conc. Units: mg/L

ANALYTE	CURVE TYPE	AVE CF	CF	MIN CF	CALC AMOUNT	SPIKE AMOUNT	%D	MAX %D
Bromide	LinF		25236900		0.0482	0.0500	-3.6	10.0

FORM VII 300.0

FORM VII
HPLC/IC CONTINUING CALIBRATION RETENTION TIME SUMMARY

Lab Name: TestAmerica Pittsburgh Job No.: 460-107718-1

SDG No.:

Lab Sample ID: ICV 180-166538/13 Calibration Date: 01/20/2016 17:32

Instrument ID: CHIC2100A Calib Start Date: 01/20/2016 14:05

GC Column: AS-18 ID: Calib End Date: 01/20/2016 16:06

Lab File ID: A-ICS2100 A 01-20.-2016A-13.d

Analyte	RT	RT WINDOW	
		FROM	TO
Bromide	6.58	6.24	6.94

Form VII 300.0

FORM VII
HPLC/IC CONTINUING CALIBRATION DATA

Lab Name: TestAmerica Pittsburgh Job No.: 460-107718-1

SDG No.:

Lab Sample ID: CCV 180-166538/14 Calibration Date: 01/20/2016 17:50

Instrument ID: CHIC2100A Calib Start Date: 01/20/2016 14:05

GC Column: AS-18 ID: Calib End Date: 01/20/2016 16:06

Lab File ID: A-ICS2100 A 01-20.-2016A-14.d Conc. Units: mg/L

ANALYTE	CURVE TYPE	AVE CF	CF	MIN CF	CALC AMOUNT	SPIKE AMOUNT	%D	MAX %D
Bromide	LinF		26910020		0.103	0.100	2.8	10.0

FORM VII 300.0

FORM VII
HPLC/IC CONTINUING CALIBRATION RETENTION TIME SUMMARY

Lab Name: TestAmerica Pittsburgh Job No.: 460-107718-1

SDG No.:

Lab Sample ID: CCV 180-166538/14 Calibration Date: 01/20/2016 17:50

Instrument ID: CHIC2100A Calib Start Date: 01/20/2016 14:05

GC Column: AS-18 ID: Calib End Date: 01/20/2016 16:06

Lab File ID: A-ICS2100 A 01-20.-2016A-14.d

Analyte	RT	RT WINDOW	
		FROM	TO
Bromide	6.58	6.23	6.93

Form VII 300.0

FORM VII
HPLC/IC CONTINUING CALIBRATION DATA

Lab Name: TestAmerica Pittsburgh Job No.: 460-107718-1

SDG No.:

Lab Sample ID: CCV 180-166538/26 Calibration Date: 01/20/2016 21:09

Instrument ID: CHIC2100A Calib Start Date: 01/20/2016 14:05

GC Column: AS-18 ID: Calib End Date: 01/20/2016 16:06

Lab File ID: A-ICS2100 A 01-20.-2016A-26.d Conc. Units: mg/L

ANALYTE	CURVE TYPE	AVE CF	CF	MIN CF	CALC AMOUNT	SPIKE AMOUNT	%D	MAX %D
Bromide	LinF		25834520		0.0987	0.100	-1.3	10.0

FORM VII 300.0

FORM VII
HPLC/IC CONTINUING CALIBRATION RETENTION TIME SUMMARY

Lab Name: TestAmerica Pittsburgh Job No.: 460-107718-1

SDG No.:

Lab Sample ID: CCV 180-166538/26 Calibration Date: 01/20/2016 21:09

Instrument ID: CHIC2100A Calib Start Date: 01/20/2016 14:05

GC Column: AS-18 ID: Calib End Date: 01/20/2016 16:06

Lab File ID: A-ICS2100 A 01-20.-2016A-26.d

Analyte	RT	RT WINDOW	
		FROM	TO
Bromide	6.58	6.23	6.93

FORM VII
HPLC/IC CONTINUING CALIBRATION DATA

Lab Name: TestAmerica Pittsburgh Job No.: 460-107718-1

SDG No.:

Lab Sample ID: CCV 180-166538/38 Calibration Date: 01/21/2016 00:15

Instrument ID: CHIC2100A Calib Start Date: 01/20/2016 14:05

GC Column: AS-18 ID: Calib End Date: 01/20/2016 16:06

Lab File ID: A-ICS2100 A 01-20.-2016A-38.d Conc. Units: mg/L

ANALYTE	CURVE TYPE	AVE CF	CF	MIN CF	CALC AMOUNT	SPIKE AMOUNT	%D	MAX %D
Bromide	LinF		25359280		0.0968	0.100	-3.2	10.0

FORM VII 300.0

FORM VII
HPLC/IC CONTINUING CALIBRATION RETENTION TIME SUMMARY

Lab Name: TestAmerica Pittsburgh Job No.: 460-107718-1

SDG No.:

Lab Sample ID: CCV 180-166538/38 Calibration Date: 01/21/2016 00:15

Instrument ID: CHIC2100A Calib Start Date: 01/20/2016 14:05

GC Column: AS-18 ID: Calib End Date: 01/20/2016 16:06

Lab File ID: A-ICS2100 A 01-20.-2016A-38.d

Analyte	RT	RT WINDOW	
		FROM	TO
Bromide	6.58	6.23	6.93

Form VII 300.0

FORM IV
HPLC/IC METHOD BLANK SUMMARY

Lab Name: TestAmerica Pittsburgh Job No.: 460-107718-1

SDG No.:

Lab File ID: A-ICS2100 A 01-20.-2016A-17.d Lab Sample ID: MB 180-166538/17

Matrix: Water Date Extracted:

Instrument ID: CHIC2100A Date Analyzed: 01/20/2016 18:46

Level:(Low/Med) Low

THIS METHOD BLANK APPLIES TO THE FOLLOWING SAMPLES:

CLIENT SAMPLE ID	LAB SAMPLE ID	LAB FILE ID	DATE ANALYZED
	CCB 180-166538/15	A-ICS2100 A 01-20. -2016A-15.d	01/20/2016 18:11
	LCS 180-166538/16	A-ICS2100 A 01-20. -2016A-16.d	01/20/2016 18:28
	460-107394-H-1 MS	A-ICS2100 A 01-20. -2016A-22.d	01/20/2016 20:07
	460-107394-H-1 MSD	A-ICS2100 A 01-20. -2016A-23.d	01/20/2016 20:22
MW-46ML-XX	460-107718-2	A-ICS2100 A 01-20. -2016A-25.d	01/20/2016 20:53
	CCB 180-166538/27	A-ICS2100 A 01-20. -2016A-27.d	01/20/2016 21:24
	460-107721-D-6 MS	A-ICS2100 A 01-20. -2016A-33.d	01/20/2016 22:58
	460-107721-D-6 MSD	A-ICS2100 A 01-20. -2016A-34.d	01/20/2016 23:13
MW-46MI-XX	460-107718-3	A-ICS2100 A 01-20. -2016A-35.d	01/20/2016 23:29
	CCB 180-166538/39	A-ICS2100 A 01-20. -2016A-39.d	01/21/2016 00:31

FORM I
HPLC/IC ORGANICS ANALYSIS DATA SHEET

Lab Name: TestAmerica Pittsburgh
Job No.: 460-107718-1
SDG No.:
Client Sample ID:
Lab Sample ID: MB 180-166538/17
Matrix: Water
Lab File ID: A-ICS2100 A 01-20.-2016A-17.d
Analysis Method: 300.0
Date Collected:
Extraction Method:
Date Extracted:
Sample wt/vol: 1(mL)
Date Analyzed: 01/20/2016 18:46
Con. Extract Vol.:
Dilution Factor: 1
Injection Volume: 25(mL)
GC Column: AS-18 ID:
% Moisture:
GPC Cleanup:(Y/N) N
Analysis Batch No.: 166538
Units: mg/L

CAS NO.	COMPOUND NAME	RESULT	Q	RL	MDL
24959-67-9	Bromide	0.0025	U	0.0025	0.0022

FORM III
HPLC/IC LAB CONTROL SAMPLE RECOVERY

Lab Name: TestAmerica Pittsburgh Job No.: 460-107718-1

SDG No.:

Matrix: Water Level: Low Lab File ID: A-ICS2100 A 01-20.-2016A-16.d

Lab ID: LCS 180-166538/16 Client ID:

COMPOUND	SPIKE ADDED (mg/L)	LCS CONCENTRATION (mg/L)	LCS % REC	QC LIMITS REC	#
Bromide	0.100	0.101	101	90-110	

Column to be used to flag recovery and RPD values

FORM III 300.0

FORM III
HPLC/IC MATRIX SPIKE RECOVERY

Lab Name: TestAmerica Pittsburgh Job No.: 460-107718-1

SDG No.:

Matrix: Water Level: Low Lab File ID: A-ICS2100 A 01-20.-2016A-22.d

Lab ID: 460-107394-H-1 MS Client ID:

COMPOUND	SPIKE ADDED (mg/L)	SAMPLE CONCENTRATION (mg/L)	MS CONCENTRATION (mg/L)	MS % REC	QC LIMITS REC	#
Bromide	0.0500	0.0047	0.0458	82	80-120	

Column to be used to flag recovery and RPD values

FORM III 300.0

FORM III
HPLC/IC MATRIX SPIKE RECOVERY

Lab Name: TestAmerica Pittsburgh Job No.: 460-107718-1

SDG No.:

Matrix: Water Level: Low Lab File ID: A-ICS2100 A 01-20.-2016A-33.d

Lab ID: 460-107721-D-6 MS Client ID:

COMPOUND	SPIKE ADDED (mg/L)	SAMPLE CONCENTRATION (mg/L)	MS CONCENTRATION (mg/L)	MS % REC	QC LIMITS REC	#
Bromide	0.0500	0.13	0.183	101	80-120	

Column to be used to flag recovery and RPD values

FORM III 300.0

FORM III
HPLC/IC MATRIX SPIKE DUPLICATE RECOVERY

Lab Name: TestAmerica Pittsburgh Job No.: 460-107718-1

SDG No.:

Matrix: Water Level: Low Lab File ID: A-ICS2100 A 01-20.-2016A-23.d

Lab ID: 460-107394-H-1 MSD Client ID:

COMPOUND	SPIKE ADDED (mg/L)	MSD CONCENTRATION (mg/L)	MSD % REC	% RPD	QC LIMITS		#
					RPD	REC	
Bromide	0.0500	0.0449	80	2	20	80-120	

Column to be used to flag recovery and RPD values

FORM III 300.0

FORM III
HPLC/IC MATRIX SPIKE DUPLICATE RECOVERY

Lab Name: TestAmerica Pittsburgh Job No.: 460-107718-1

SDG No.:

Matrix: Water Level: Low Lab File ID: A-ICS2100 A 01-20.-2016A-34.d

Lab ID: 460-107721-D-6 MSD Client ID:

COMPOUND	SPIKE ADDED (mg/L)	MSD CONCENTRATION (mg/L)	MSD % REC	% RPD	QC LIMITS		#
					RPD	REC	
Bromide	0.0500	0.186	109	2	20	80-120	

Column to be used to flag recovery and RPD values

FORM III 300.0

13-IN
ANALYSIS RUN LOG
GENERAL CHEMISTRY

Lab Name: TestAmerica Edison Job No.: 460-107718-1

SDG No.:

Instrument ID: NOEQUIP Method: SM 4500 Cl- B

Start Date: 01/27/2016 14:00 End Date: 01/27/2016 14:00

Lab Sample ID	D/F	Type	Time	Analytes																			
				CL-																			
MB 460-347863/1	1	T	14:00	X																			
LCSSRM 460-347863/2 ^2	2	T	14:00	X																			
ZZZZZZ			14:00																				
460-107721-E-6 MS ^4	4	T	14:00	X																			
460-107721-E-6 MSD ^4	4	T	14:00	X																			
ZZZZZZ			14:00																				
ZZZZZZ			14:00																				
ZZZZZZ			14:00																				
ZZZZZZ			14:00																				
ZZZZZZ			14:00																				
ZZZZZZ			14:00																				
ZZZZZZ			14:00																				
ZZZZZZ			14:00																				
ZZZZZZ			14:00																				
460-107718-2	1	T	14:00	X																			
460-107718-3	1	T	14:00	X																			
ZZZZZZ			14:00																				

Prep Types
T = Total/NA

3-IN
METHOD BLANK
GENERAL CHEMISTRY

Lab Name: TestAmerica Edison Job No.: 460-107718-1

SDG No.:

Method	Lab Sample ID	Analyte	Result	Qual	Units	RL	Dil
Batch ID: 347863 Date: 01/27/2016 14:00							
SM 4500 Cl- B	MB 460-347863/1	Chloride	5.0	U	mg/L	5.0	1

FORM III-IN

5-IN
MATRIX SPIKE SAMPLE RECOVERY
GENERAL CHEMISTRY

Lab Name: TestAmerica Edison Job No.: 460-107718-1

SDG No.:

Matrix: Water

Method	Lab Sample ID	Analyte	Result	C	Unit	Spike Amount	Pct. Rec.	Limits	RPD	RPD Limit	Q
Batch ID: 347863 Date: 01/27/2016 14:00											
SM 4500 Cl- B	460-107721-E-6 ^4	Chloride	65.5		mg/L						
SM 4500 Cl- B	460-107721-E-6 MS ^4	Chloride	168.0		mg/L	100	102	90-110			

Calculations are performed before rounding to avoid round-off errors in calculated results.

FORM V-IN

5-IN
MATRIX SPIKE DUPLICATE SAMPLE RECOVERY
GENERAL CHEMISTRY

Lab Name: TestAmerica Edison Job No.: 460-107718-1

SDG No.:

Matrix: Water

Method	Lab Sample ID	Analyte	Result	C	Unit	Spike Amount	Pct. Rec.	Limits	RPD	RPD Limit	Q
Batch ID: 347863 Date: 01/27/2016 14:00											
SM 4500 Cl- B	460-107721-E-6 MSD ^4	Chloride	170.0		mg/L	100	104	90-110	1	10	

Calculations are performed before rounding to avoid round-off errors in calculated results.

FORM V-IN

7A-IN
LCS-CERTIFIED REFERENCE MATERIAL
GENERAL CHEMISTRY

Lab Name: TestAmerica Edison Job No.: 460-107718-1

SDG No.:

Matrix: Water

Method	Lab Sample ID	Analyte	Result	C	Unit	Spike Amount	Pct. Rec.	Limits	RPD	RPD Limit	Q
Batch ID: 347863	Date: 01/27/2016 14:00										
						LCS Source: WTchlLCS_00061					
SM 4500 Cl- B	LCSSRM 460-347863/2 ^2	Chloride	94.98		mg/L	96.1	98.8	90.9-109.3			

Calculations are performed before rounding to avoid round-off errors in calculated results.

FORM VIIA-IN

9-IN
DETECTION LIMITS
GENERAL CHEMISTRY

Lab Name: TestAmerica Edison Job Number: 460-107718-1

SDG Number:

Matrix: Water Instrument ID: NOEQUIP

Method: SM 4500 Cl- B MDL Date: 03/02/2015 07:40

Analyte	Wavelength/ Mass	RL (mg/L)	MDL (mg/L)
Chloride		5	0.84

9-IN
CALIBRATION BLANK DETECTION LIMITS
GENERAL CHEMISTRY

Lab Name: TestAmerica Edison Job Number: 460-107718-1

SDG Number:

Matrix: Water Instrument ID: NOEQUIP

Method: SM 4500 Cl- B XMDL Date: 03/02/2015 07:41

Analyte	Wavelength/ Mass	XRL (mg/L)	XMDL (mg/L)
Chloride		5	0.84

DATA USABILITY SUMMARY REPORT
AQUEOUS COMPLIANCE MONITORING
PROJECT: LMC GREAT NECK
NEW YORK
DATE SAMPLES COLLECTED: JANUARY 14 and 15, 2016

LAB REPORT No. 460-107721-1

1.0 INTRODUCTION

Twelve aqueous samples, one trip blank, and one equipment blank were collected by Tetra Tech, Inc., at the Lockheed Martin Great Neck site on January 14 and 15, 2016. One field duplicate pair (samples MW-31MI-XX/ MW-500-XX) was collected and included in this sample data set. The samples were sent to TestAmerica Laboratories, Inc., in Edison, New Jersey. All analyses were conducted in accordance with USEPA Contract Laboratory Program (CLP) OLM04.2 Method Volatile Organic Compound (VOC) Low Level (LL), Standard Method 4500 and EPA Method 300.0 analytical and reporting protocols.

The data package deliverables provided by the laboratory included a Category B deliverable as outlined in the New York State Department of Environmental Conservation (NYSDEC) Analytical Services Protocols.

Data validation was performed on the aforementioned samples in accordance with EPA Region II data validation guidelines. However, the data validation review requirements were applied such that specifications of the method (OLM04.2) took precedence over the specifications of the outlined in the USEPA Region II Standard Operating Procedure (SOP) Low/Medium Volatile Data Validation, HW-33 Revision 3, (March 2013). Validation of chloride and bromide analytes were conducted in accordance with SM 4500 and EPA Method 300. Likewise, in the instances when method requirements were not defined, Region II guidelines were applied.

The Data Usability Summary Report (DUSR) was prepared after the process of data validation was completed and summarizes the overall data quality and usability in accordance with the NYSDEC Technical Guidance for Site Investigation and Remediation (NYSDEC 2010).

The DUSR review is based on the following parameters:

* ● Data completeness
* ● Hold times/Sample Preservation
* ● GC/MS System Tuning and Performance
● Initial/continuing calibrations
* ● Laboratory Method and Trip Blank Results
* ● Surrogate Spike Recoveries
* ● Internal Standard Results
* ● Laboratory Control Sample/Laboratory Control Sample Duplicate Results
● Matrix Spike/Matrix Spike Duplicate Results
* ● Compound Identification/Quantitation
● Field Duplicate Precision
● Tentatively Identified Compounds Results
* ● Detection Limits

The symbol (*) indicates that all quality control criteria were met for this parameter.

This report was prepared to provide a critical review of the laboratory analysis and reported chemical results. Overall, the data quality is acceptable. The results of the DUSR are presented in

Section 3.0. Appendices A, B, and C are provided so that the data user can review the qualified analytical results, results reported by the laboratory and the supporting documentation associated with data findings and data quality.

2.0 SAMPLES INCLUDED IN REVIEW

Lab Report No. 460-107721-1

Sample ID	Lab ID	Date Collected	Test Requested
MW-31GL-XX	460-107721-5	1/14/2016	VOCs, bromide, chloride
MW-31MI-XX	460-107721-6	1/14/2016	VOCs, bromide, chloride
MW-31ML-XX	460-107721-4	1/14/2016	VOCs, bromide, chloride
MW-35GL-XX	460-107721-3	1/14/2016	VOCs
MW-43MI-XX	460-107721-7	1/14/2016	VOCs, bromide, chloride
MW-43MU-XX	460-107721-8	1/14/2016	VOCs, bromide, chloride
MW-500-XX	460-107721-9	1/14/2016	VOCs, bromide, chloride
MW-51MI-XX	460-107721-13	1/15/2016	VOCs *
MW-51ML-XX	460-107721-14	1/15/2016	VOCs *
QC-EB011416-XX	460-107721-2	1/14/2016	VOCs, bromide, chloride
QC-TB011416-XX	460-107721-1	1/14/2016	VOCs
SW-N12999-XX	460-107721-11	1/15/2016	VOCs, bromide, chloride
SW-N13000-XX	460-107721-10	1/15/2016	VOCs, bromide, chloride
SW-N5099-XX	460-107721-12	1/15/2016	VOCs, bromide, chloride

Legend:

VOCs = CLP Low Level (LL) Volatile Organic Compounds in accordance with OLM04.2 Method

VOCs* = Analyzed for 1,1,2-trichlorotrifluoroethane, cis-1,2-dichloroethene, tetrachloroethene and trichloroethene

Bromide = EPA Method 300.0 Anions, Ion Chromatography

Chloride = Standard Method 4500

3.0 RESULTS

3.1 DATA COMPLETENESS

With regard to the data package deliverables, the format requirements were met, and no further action was required from the laboratory.

Samples MW-51ML-XX and MW-51-MI-XX were analyzed for cis-1,2-dichloroethene, tetrachloroethene, trichloroethene, and Freon 113. All other samples were analyzed for the complete volatile organic target compound analyte list.

3.2 ORGANIC and MISCELLANEOUS QUALIFIERS

Hold Times/Sample Preservation: Technical hold times and preservation were assessed by comparing the sample dates and preservation code on the sample Chain of Custody (COC) with that of the analysis dates.

- All project samples were properly preserved and analyzed within the required hold time for VOC, chloride and bromide analyses.

GC/MS Performance Check (Tuning) Summary: Gas chromatograph/mass spectrometer (GC/MS) instrument tuning and performance checks are performed to ensure the instrument's ability to provide appropriate mass-resolution, identification and sensitivity.

- The BFB tuning compound mass-ion abundance criteria for the LL VOC analyses were reported within control limits.

Initial and Continuing Calibration Results: Control limits for initial and continuing instrument calibrations are established to ensure that the instrument is capable of producing accurate quantitative data. The following issues were noted:

- The initial calibration performed on 10/02/2015 had Percent Relative Standard Deviations (%RSDs) which exceeded the 20% quality control limit or the 40% quality control limit (for compounds exhibiting poor response) for acetone. All samples were affected. Only non-detected results were reported for this compounds in the affected samples and these non-detects were qualified as estimated, "UJ".

- The continuing calibration performed on 1/20/2016 @ 17:44 had Percent Differences (%Ds) which exceeded the 25% method quality control limit for bromomethane, m/p-xylene, and 1,2,4-trichlorobenzene. In addition the 40% quality control limit (for compounds exhibiting poor response) was exceeded for 1,1-difluoroethane. All samples were affected. Only non-detected results were reported for these compounds. The non-detected results reported for these compounds in the affected samples were qualified as estimated "UJ".

- The continuing calibration performed on 1/21/2016 @ 23:21 had %D which exceeded the 25% method quality control limit for bromomethane and m/p-xylene. In addition the 40% quality control limit (for compounds exhibiting poor response) was exceeded for 1,1-difluoroethane.The detected and non-detected results reported for these compounds were qualified as estimated, "J" and "UJ", respectively in the affected samples.

- The continuing calibration performed on January 22, 2016 @ 19:21 had %Ds which exceeded the 25% method quality control limit for bromomethane, 1,1-dichloroethene, and m/p-xylene. The detected 1,1-dichloroethene result and the nondetected bromomethane and m/p-xylene results reported form the affected sample MW-31MI-XX were qualified as estimated (J) and (UJ), respectively. No action was required for diluted samples MW-500-XX, MW-35GL-XX and MW-31MI-XX because the aforementioned analytes were not reported form this sequence in these samples.

- All other initial and continuing calibration response factors and percent relative standard deviations were within acceptable quality control limits for the parameters reviewed.

Laboratory Method and Trip Blank Contamination:

- No target compound contaminants were detected in the laboratory method blanks or the trip blank associated with the reviewed parameters in this data set.

System Monitoring Compound (Surrogate) Recoveries:

- All surrogate recoveries fell within control limits for the project samples received for LL VOC reviewed.

Internal Standards Area Performance:

- The internal standard area counts and retention times fell within control limits for the project samples received and reviewed.

Laboratory Control Spike/Laboratory Control Spike Duplicate (LCS/LCSD) Results:

- The LCS results associated with all samples were within the quality control limits, verifying the overall accuracy and precision associated with the parameters reviewed in a clean matrix.

Matrix Spike/Matrix Spike Duplicate Samples Results:

- The MS %R of cis-1,2-dichloroethene was less than the lower quality control limit in spiked sample MW-31MI-XX. The MSD %R and RPD were within quality control limits. No action was taken on the cis-1,2-dichloroethene results because the sample concentration exceeded instrument calibration range. The sample was diluted and re-analyzed for cis-1,2-dichloroethene.

- All other MS/MSD results associated with the reviewed project samples fell within control limits of accuracy and precision.

Target Compound Identification and Quantitation: The laboratory calculations are verified and compound identifications are reviewed and assessed by the data reviewer.

- The GC/MS raw data (quantitation reports and chromatograms) were provided for review. No laboratory calculation errors were noted for the sample selected for verification during data validation.

Field Duplicate Precision: Field duplicates are collected to provide information on sampling precision and homogeneity.

- Sample MW-500-XX was collected as a field duplicate of MW-31MI-XX. Results for 1,1,2-trichlorotrifluoroethane were greater than 30% Relative Percent Difference (RPD). All other

results met precision criterion. The results for 1,1,2-trichlorotrifluoroethane in the field duplicate pair were qualified as estimated, "J".

Tentatively Identified Compounds (TIC) Results:

- The TICs 1,2-dichloro-1,1,2-trifluoroethane and 1-bromo-2-ethyl benzene were reported in sample MW-35GL-XX. The results was qualified as presumptively present, "NJ".

Detection Limits: Non-detected results were reported to the Method Detection Limit (MDL). Samples MW-31MI-XX and MW-500-XX were analyzed at a 5X dilution for cis-1,2-dichloroethene. Sample MW-35GL-XX was analyzed at a 50X dilution for cis-1,2-dichloroethene and trichloroethene. Sample MW-31GL-XX was analyzed at a 2X dilution for chloride and a 5X dilution for bromide.

- Detected result reported below the Reporting Limit (RL) but above the MDL were qualified as estimated, "J".

4.0 CONCLUSIONS

Overall, based on the outcome of data validation and as summarized in the DUSR, the data quality is acceptable with the qualifiers noted in this report.

Ann Cognetti

Tetra Tech, Inc.
Ann Cognetti
Chemist/Data Validator

Joseph A. Samchuck

Tetra Tech, Inc.
Joseph A. Samchuck
Data Validation Manager

February 16, 2016

Attachments:
Appendix A – Qualified Analytical Results
Appendix B – Results as Reported by the Laboratory
Appendix C – Support Documentation

Appendix A

Qualified Analytical Results

Qualifier Codes:

A = Lab Blank Contamination
B = Field Blank Contamination
C = Calibration Noncompliance (i.e., % RSDs, %Ds, ICVs, CCVs, RRFs, etc.)
C01 = GC/MS Tuning Noncompliance
D = MS/MSD Recovery Noncompliance
E = LCS/LCSD Recovery Noncompliance
F = Lab Duplicate Imprecision
G = Field Duplicate Imprecision
H = Holding Time Exceedance
I = ICP Serial Dilution Noncompliance
J = ICP PDS Recovery Noncompliance; MSA's $r < 0.995$
K = ICP Interference - includes ICS % R Noncompliance
L = Instrument Calibration Range Exceedance
M = Sample Preservation Noncompliance
N = Internal Standard Noncompliance
N01 = Internal Standard Recovery Noncompliance Dioxins
N02 = Recovery Standard Noncompliance Dioxins
N03 = Clean-up Standard Noncompliance Dioxins
O = Poor Instrument Performance (i.e., base-time drifting)
P = Uncertainty near detection limit (< 2 x IDL for inorganics and <CRQL for organics)
Q = Other problems (can encompass a number of issues; i.e.chromatography,interferences, etc.)
R = Surrogates Recovery Noncompliance
S = Pesticide/PCB Resolution
T = % Breakdown Noncompliance for DDT and Endrin
U = RPD between columns/detectors >40% for positive results determined via GC/HPLC
V = Non-linear calibrations; correlation coefficient $r < 0.995$
W = EMPC result
X = Signal to noise response drop
Y = Percent solids <30%
Z = Uncertainty at 2 standard deviations is greater than sample activity
Z1 = Tentatively Identified Compound considered presumptively present
Z2 = Tentatively Identified Compound column bleed
Z3 = Tentatively Identified Compound aldol condensate

PROJ_NO: 07793	NSAMPLE	MW-31GL-XX			MW-31MI-XX			MW-31MI-XX-DL			MW-31ML-XX		
SDG: 460-107721-1	LAB_ID	460-107721-5			460-107721-6			460-107721-6			460-107721-4		
FRACTION: OV	SAMP_DATE	1/14/2016			1/14/2016			1/14/2016			1/14/2016		
MEDIA: WATER	QC_TYPE	NM			NM			NM			NM		
	UNITS	UG/L			UG/L			UG/L			UG/L		
	PCT_SOLIDS	0.0			0.0			0.0			0.0		
	DUP_OF												
PARAMETER		RESULT	VQL	QLCD	RESULT	VQL	QLCD	RESULT	VQL	QLCD	RESULT	VQL	QLCD
1,1,1-TRICHLOROETHANE		0.1	U		0.1	U					0.1	U	
1,1,2,2-TETRACHLOROETHANE		0.1	U		0.1	U					0.1	U	
1,1,2-TRICHLOROETHANE		0.1	U		0.31	J	P				0.1	U	
1,1,2-TRICHLOROTRIFLUOROETHANE		0.7	J	P	13	J	G				3.9		
1,1-DICHLORO-2,2,2-TRIFLUOROETHANE		0.1	U		0.1	U					0.1	U	
1,1-DICHLOROETHANE		0.1	U		0.49	J	P				0.1	U	
1,1-DICHLOROETHENE		0.1	U		0.51	J	CP				0.1	U	
1,1-DIFLUOROETHANE		0.1	UJ	C	0.1	U					0.1	UJ	C
1,2,4-TRICHLOROBENZENE		0.1	U		0.43	J	P				0.1	U	
1,2-DIBROMO-3-CHLOROPROPANE		0.1	U		0.1	U					0.1	U	
1,2-DIBROMOETHANE		0.1	U		0.1	U					0.1	U	
1,2-DICHLOROBENZENE		0.1	U		0.1	U					0.1	U	
1,2-DICHLOROETHANE		0.1	U		0.91	J	P				0.1	U	
1,2-DICHLOROPROPANE		0.1	U		0.38	J	P				0.1	U	
1,3-DICHLOROBENZENE		0.1	U		0.1	U					0.1	U	
1,4-DICHLOROBENZENE		0.1	U		0.1	U					0.1	U	
2-BUTANONE		0.1	U		0.1	U					0.1	U	
2-HEXANONE		0.1	U		0.1	U					0.1	U	
4-METHYL-2-PENTANONE		0.1	U		0.1	U					0.1	U	
ACETONE		0.1	UJ	C	0.1	UJ	C				0.1	UJ	C
BENZENE		0.1	U		0.1	U					0.1	U	
BROMODICHLOROMETHANE		0.1	U		0.1	U					0.1	U	
BROMOFORM		0.1	U		0.1	U					0.1	U	
BROMOMETHANE		0.1	UJ	C	0.1	UJ	C				0.1	UJ	C
CARBON DISULFIDE		0.1	U		0.1	U					0.1	U	
CARBON TETRACHLORIDE		0.1	U		0.1	U					0.1	U	
CHLOROBENZENE		0.1	U		0.1	U					0.1	U	
CHLORODIBROMOMETHANE		0.1	U		0.1	U					0.1	U	
CHLORODIFLUOROMETHANE		0.28	J	P	4.5						3.2		
CHLOROETHANE		0.1	U		0.1	U					0.1	U	
CHLOROFORM		0.1	U		0.93	J	P				0.26	J	P
CHLOROMETHANE		0.1	U		0.1	U					0.1	U	
CIS-1,2-DICHLOROETHENE		14						330			47		
CIS-1,3-DICHLOROPROPENE		0.1	U		0.1	U					0.1	U	
CYCLOHEXANE		0.1	U		0.1	U					0.1	U	

PROJ_NO: 07793	NSAMPLE	MW-35GL-XX			MW-35GL-XX-DL			MW-43MI-XX			MW-43MU-XX		
SDG: 460-107721-1	LAB_ID	460-107721-3			460-107721-3			460-107721-7			460-107721-8		
FRACTION: OV	SAMP_DATE	1/14/2016			1/14/2016			1/14/2016			1/14/2016		
MEDIA: WATER	QC_TYPE	NM			NM			NM			NM		
	UNITS	UG/L			UG/L			UG/L			UG/L		
	PCT_SOLIDS	0.0			0.0			0.0			0.0		
	DUP_OF												
PARAMETER		RESULT	VQL	QLCD	RESULT	VQL	QLCD	RESULT	VQL	QLCD	RESULT	VQL	QLCD
1,1,1-TRICHLOROETHANE		0.1	U					0.1	U		0.1	U	
1,1,2,2-TETRACHLOROETHANE		0.1	U					0.1	U		0.1	U	
1,1,2-TRICHLOROETHANE		0.1	U					0.1	U		0.1	U	
1,1,2-TRICHLOROTRIFLUOROETHANE		33						2.9			0.1	U	
1,1-DICHLORO-2,2,2-TRIFLUOROETHANE		0.1	U					0.1	U		0.1	U	
1,1-DICHLOROETHANE		5.7						0.1	U		0.1	U	
1,1-DICHLOROETHENE		16						0.18	J	P	0.1	U	
1,1-DIFLUOROETHANE		0.1	UJ	C				0.1	UJ	C	0.1	UJ	C
1,2,4-TRICHLOROBENZENE		0.1	U					0.1	UJ	C	0.1	UJ	C
1,2-DIBROMO-3-CHLOROPROPANE		0.1	U					0.1	U		0.1	U	
1,2-DIBROMOETHANE		0.1	U					0.1	U		0.1	U	
1,2-DICHLOROBENZENE		4.3						0.1	U		0.1	U	
1,2-DICHLOROETHANE		8.3						0.1	U		0.1	U	
1,2-DICHLOROPROPANE		1.6						0.1	U		0.1	U	
1,3-DICHLOROBENZENE		0.12	J	P				0.1	U		0.1	U	
1,4-DICHLOROBENZENE		0.66	J	P				0.1	U		0.1	U	
2-BUTANONE		0.1	U					0.1	U		0.1	U	
2-HEXANONE		0.1	U					0.1	U		0.1	U	
4-METHYL-2-PENTANONE		0.1	U					0.1	U		0.1	U	
ACETONE		0.1	UJ	C				0.1	UJ	C	0.1	UJ	C
BENZENE		5.3						0.1	U		0.1	U	
BROMODICHLOROMETHANE		0.1	U					0.1	U		0.1	U	
BROMOFORM		0.1	U					0.1	U		0.1	U	
BROMOMETHANE		0.1	UJ	C				0.1	UJ	C	0.1	UJ	C
CARBON DISULFIDE		0.1	U					0.1	U		0.1	U	
CARBON TETRACHLORIDE		0.1	U					0.1	U		0.1	U	
CHLOROBENZENE		0.19	J	P				0.1	U		0.1	U	
CHLORODIBROMOMETHANE		0.1	U					0.1	U		0.1	U	
CHLORODIFLUOROMETHANE		2.4						3.6			0.1	U	
CHLOROETHANE		0.1	U					0.1	U		0.1	U	
CHLOROFORM		1.4						0.29	J	P	0.1	U	
CHLOROMETHANE		0.1	U					0.1	U		0.1	U	
CIS-1,2-DICHLOROETHENE					4800			42			0.11	J	P
CIS-1,3-DICHLOROPROPENE		0.1	U					0.1	U		0.1	U	
CYCLOHEXANE		0.1	U					0.1	U		0.1	U	

PROJ_NO: 07793	NSAMPLE	MW-500-XX			MW-500-XX-DL			MW-51MI-XX			MW-51ML-XX		
SDG: 460-107721-1	LAB_ID	460-107721-9			460-107721-9			460-107721-14			460-107721-13		
FRACTION: OV	SAMP_DATE	1/14/2016			1/14/2016			1/15/2016			1/15/2016		
MEDIA: WATER	QC_TYPE	NM			NM			NM			NM		
	UNITS	UG/L			UG/L			UG/L			UG/L		
	PCT_SOLIDS	0.0			0.0			0.0			0.0		
	DUP_OF	MW-31MI-XX			MW-31MI-XX								
PARAMETER		RESULT	VQL	QLCD	RESULT	VQL	QLCD	RESULT	VQL	QLCD	RESULT	VQL	QLCD
1,1,1-TRICHLOROETHANE		0.1	U										
1,1,2,2-TETRACHLOROETHANE		0.1	U										
1,1,2-TRICHLOROETHANE		0.32	J	P									
1,1,2-TRICHLOROTRIFLUOROETHANE		19	J	G				3.2			0.16	J	P
1,1-DICHLORO-2,2,2-TRIFLUOROETHANE		0.1	U										
1,1-DICHLOROETHANE		0.1	U										
1,1-DICHLOROETHENE		0.65	J	P									
1,1-DIFLUOROETHANE		0.1	UJ	C									
1,2,4-TRICHLOROBENZENE		0.1	UJ	C									
1,2-DIBROMO-3-CHLOROPROPANE		0.1	U										
1,2-DIBROMOETHANE		0.1	U										
1,2-DICHLOROBENZENE		0.1	U										
1,2-DICHLOROETHANE		1											
1,2-DICHLOROPROPANE		0.42	J	P									
1,3-DICHLOROBENZENE		0.1	U										
1,4-DICHLOROBENZENE		0.1	U										
2-BUTANONE		0.1	U										
2-HEXANONE		0.1	U										
4-METHYL-2-PENTANONE		0.1	U										
ACETONE		0.1	UJ	C									
BENZENE		0.1	U										
BROMODICHLOROMETHANE		0.1	U										
BROMOFORM		0.1	U										
BROMOMETHANE		0.1	UJ	C									
CARBON DISULFIDE		0.1	U										
CARBON TETRACHLORIDE		0.1	U										
CHLOROBENZENE		0.1	U										
CHLORODIBROMOMETHANE		0.1	U										
CHLORODIFLUOROMETHANE		5											
CHLOROETHANE		0.1	U										
CHLOROFORM		1											
CHLOROMETHANE		0.1	U										
CIS-1,2-DICHLOROETHENE					340			50			2.8		
CIS-1,3-DICHLOROPROPENE		0.1	U										
CYCLOHEXANE		0.1	U										

PROJ_NO: 07793	NSAMPLE	QC-EB011416-XX			QC-TB011416-XX			SW-N12999-XX			SW-N13000-XX		
SDG: 460-107721-1	LAB_ID	460-107721-2			460-107721-1			460-107721-11			460-107721-10		
FRACTION: OV	SAMP_DATE	1/14/2016			1/14/2016			1/15/2016			1/15/2016		
MEDIA: WATER	QC_TYPE	EB			TB			NM			NM		
	UNITS	UG/L			UG/L			UG/L			UG/L		
	PCT_SOLIDS	0.0			0.0			0.0			0.0		
	DUP_OF												
PARAMETER		RESULT	VQL	QLCD	RESULT	VQL	QLCD	RESULT	VQL	QLCD	RESULT	VQL	QLCD
1,1,1-TRICHLOROETHANE		0.1	U		0.1	U		0.1	U		0.1	U	
1,1,2,2-TETRACHLOROETHANE		0.1	U		0.1	U		0.1	U		0.1	U	
1,1,2-TRICHLOROETHANE		0.1	U		0.1	U		0.1	U		0.1	U	
1,1,2-TRICHLOROTRIFLUOROETHANE		0.1	U		0.1	U		0.17	J	P	0.39	J	P
1,1-DICHLORO-2,2,2-TRIFLUOROETHANE		0.1	U		0.1	U		0.1	U		0.1	U	
1,1-DICHLOROETHANE		0.1	U		0.1	U		0.1	U		0.1	U	
1,1-DICHLOROETHENE		0.1	U		0.1	U		0.32	J	P	0.3	J	P
1,1-DIFLUOROETHANE		0.1	UJ	C	0.1	UJ	C	0.1	UJ	C	0.1	UJ	C
1,2,4-TRICHLOROBENZENE		0.1	UJ	C	0.1	U	C	0.1	U		0.1	U	
1,2-DIBROMO-3-CHLOROPROPANE		0.1	U		0.1	U		0.1	U		0.1	U	
1,2-DIBROMOETHANE		0.1	U		0.1	U		0.1	U		0.1	U	
1,2-DICHLOROBENZENE		0.1	U		0.1	U		0.1	U		0.1	U	
1,2-DICHLOROETHANE		0.1	U		0.1	U		0.1	U		0.1	U	
1,2-DICHLOROPROPANE		0.1	U		0.1	U		0.1	U		0.1	U	
1,3-DICHLOROBENZENE		0.1	U		0.1	U		0.1	U		0.1	U	
1,4-DICHLOROBENZENE		0.1	U		0.1	U		0.1	U		0.1	U	
2-BUTANONE		0.1	U		0.1	U		0.1	U		0.1	U	
2-HEXANONE		0.1	U		0.1	U		0.1	U		0.1	U	
4-METHYL-2-PENTANONE		0.1	U		0.1	U		0.1	U		0.1	U	
ACETONE		0.1	U		0.1	UJ	C	0.1	UJ	C	0.1	UJ	C
BENZENE		0.1	U		0.1	U		0.1	U		0.1	U	
BROMODICHLOROMETHANE		0.1	U		0.1	U		0.1	U		0.1	U	
BROMOFORM		0.1	U		0.1	U		0.1	U		0.1	U	
BROMOMETHANE		0.1	UJ	C	0.1	UJ	C	0.1	UJ	C	0.1	UJ	C
CARBON DISULFIDE		0.1	U		0.1	U		0.1	U		0.1	U	
CARBON TETRACHLORIDE		0.1	U		0.1	U		0.1	U		0.1	U	
CHLOROBENZENE		0.1	U		0.1	U		0.1	U		0.1	U	
CHLORODIBROMOMETHANE		0.1	U		0.1	U		0.1	U		0.1	U	
CHLORODIFLUOROMETHANE		0.1	U		0.1	U		0.1	U		0.6	J	P
CHLOROETHANE		0.1	U		0.1	U		0.1	U		0.1	U	
CHLOROFORM		0.1	U		0.1	U		0.1	U		0.1	U	
CHLOROMETHANE		0.1	U		0.1	U		0.1	U		0.1	U	
CIS-1,2-DICHLOROETHENE		0.1	U		0.1	U		0.23	J	P	4.1		
CIS-1,3-DICHLOROPROPENE		0.1	U		0.1	U		0.1	U		0.1	U	
CYCLOHEXANE		0.1	U		0.1	U		0.1	U		0.1	U	

PROJ_NO: 07793	NSAMPLE	SW-N5099-XX		
SDG: 460-107721-1	LAB_ID	460-107721-12		
FRACTION: OV	SAMP_DATE	1/15/2016		
MEDIA: WATER	QC_TYPE	NM		
	UNITS	UG/L		
	PCT_SOLIDS	0.0		
	DUP_OF			
PARAMETER		RESULT	VQL	QLCD
1,1,1-TRICHLOROETHANE		0.1	U	
1,1,2,2-TETRACHLOROETHANE		0.1	U	
1,1,2-TRICHLOROETHANE		0.1	U	
1,1,2-TRICHLOROTRIFLUOROETHANE		0.29	J	P
1,1-DICHLORO-2,2,2-TRIFLUOROETHANE		0.1	U	
1,1-DICHLOROETHANE		0.1	U	
1,1-DICHLOROETHENE		0.1	U	
1,1-DIFLUOROETHANE		0.1	UJ	C
1,2,4-TRICHLOROBENZENE		0.1	U	
1,2-DIBROMO-3-CHLOROPROPANE		0.1	U	
1,2-DIBROMOETHANE		0.1	U	
1,2-DICHLOROBENZENE		0.1	U	
1,2-DICHLOROETHANE		0.1	U	
1,2-DICHLOROPROPANE		0.1	U	
1,3-DICHLOROBENZENE		0.1	U	
1,4-DICHLOROBENZENE		0.1	U	
2-BUTANONE		0.1	U	
2-HEXANONE		0.1	U	
4-METHYL-2-PENTANONE		0.1	U	
ACETONE		0.1	UJ	C
BENZENE		0.1	U	
BROMODICHLOROMETHANE		0.1	U	
BROMOFORM		0.1	U	
BROMOMETHANE		0.1	UJ	C
CARBON DISULFIDE		0.1	U	
CARBON TETRACHLORIDE		0.1	U	
CHLOROBENZENE		0.1	U	
CHLORODIBROMOMETHANE		0.1	U	
CHLORODIFLUOROMETHANE		0.1	U	
CHLOROETHANE		0.1	U	
CHLOROFORM		0.1	U	
CHLOROMETHANE		0.1	U	
CIS-1,2-DICHLOROETHENE		2.9		
CIS-1,3-DICHLOROPROPENE		0.1	U	
CYCLOHEXANE		0.1	U	

PROJ_NO: 07793	NSAMPLE	MW-31GL-XX			MW-31MI-XX			MW-31MI-XX-DL			MW-31ML-XX		
SDG: 460-107721-1	LAB_ID	460-107721-5			460-107721-6			460-107721-6			460-107721-4		
FRACTION: OV	SAMP_DATE	1/14/2016			1/14/2016			1/14/2016			1/14/2016		
MEDIA: WATER	QC_TYPE	NM			NM			NM			NM		
	UNITS	UG/L			UG/L			UG/L			UG/L		
	PCT_SOLIDS	0.0			0.0			0.0			0.0		
	DUP_OF												
PARAMETER		RESULT	VQL	QLCD	RESULT	VQL	QLCD	RESULT	VQL	QLCD	RESULT	VQL	QLCD
DICHLORODIFLUOROMETHANE		0.1	U		0.1	U					0.1	U	
ETHYLBENZENE		0.1	U		0.1	U					0.1	U	
ISOPROPYLBENZENE		0.1	U		0.1	U					0.1	U	
M+P-XYLENES		0.1	UJ	C	0.1	U					0.1	UJ	C
METHYL ACETATE		0.1	U		0.1	U					0.1	U	
METHYL CYCLOHEXANE		0.1	U		0.1	U					0.1	U	
METHYL TERT-BUTYL ETHER		0.1	U		0.1	J	P				0.1	U	
METHYLENE CHLORIDE		0.1	U		0.1	U					0.1	U	
O-XYLENE		0.1	U		0.1	U					0.1	U	
PENTAFLUOROETHYL CHLORIDE		0.1	U		0.1	U					0.1	U	
STYRENE		0.1	U		0.1	U					0.1	U	
TETRACHLOROETHENE		2.2			42						9.8		
TOLUENE		0.1	U		0.1	U					0.1	U	
TOTAL XYLENES		0.1	U		0.1	U					0.1	U	
TRANS-1,2-DICHLOROETHENE		0.1	U		9.7						0.1	U	
TRANS-1,3-DICHLOROPROPENE		0.1	U		0.1	U					0.1	U	
TRICHLOROETHENE		4.4			95						21		
TRICHLOROFLUOROMETHANE		0.1	U		0.2	J	P				0.1	U	
VINYL CHLORIDE		0.1	U		0.1	U					0.1	U	

PROJ_NO: 07793	NSAMPLE	MW-35GL-XX			MW-35GL-XX-DL			MW-43MI-XX			MW-43MU-XX		
SDG: 460-107721-1	LAB_ID	460-107721-3			460-107721-3			460-107721-7			460-107721-8		
FRACTION: OV	SAMP_DATE	1/14/2016			1/14/2016			1/14/2016			1/14/2016		
MEDIA: WATER	QC_TYPE	NM			NM			NM			NM		
	UNITS	UG/L			UG/L			UG/L			UG/L		
	PCT_SOLIDS	0.0			0.0			0.0			0.0		
	DUP_OF												
PARAMETER		RESULT	VQL	QLCD	RESULT	VQL	QLCD	RESULT	VQL	QLCD	RESULT	VQL	QLCD
DICHLORODIFLUOROMETHANE		0.1	U					0.1	U		0.1	U	
ETHYLBENZENE		0.14	J	P				0.1	U		0.1	U	
ISOPROPYLBENZENE		0.64	J	P				0.1	U		0.1	U	
M+P-XYLENES		0.17	J	P				0.1	UJ	C	0.1	UJ	C
METHYL ACETATE		0.1	U					0.1	U		0.1	U	
METHYL CYCLOHEXANE		16						0.1	U		0.1	U	
METHYL TERT-BUTYL ETHER		0.16	J	P				0.1	U		0.1	U	
METHYLENE CHLORIDE		0.1	U					0.1	U		0.1	U	
O-XYLENE		0.25	J	P				0.1	U		0.1	U	
PENTAFLUOROETHYL CHLORIDE		0.1	U					0.1	U		0.1	U	
STYRENE		0.1	U					0.1	U		0.1	U	
TETRACHLOROETHENE		150						5.8			0.1	U	
TOLUENE		0.32	J	P				0.1	U		0.1	U	
TOTAL XYLENES		0.42	J	P				0.1	U		0.1	U	
TRANS-1,2-DICHLOROETHENE		7						0.1	U		0.1	U	
TRANS-1,3-DICHLOROPROPENE		0.1	U					0.1	U		0.1	U	
TRICHLOROETHENE					390			15			0.14	J	P
TRICHLOROFLUOROMETHANE		0.1	U					0.15	J	P	0.1	U	
VINYL CHLORIDE		76						0.1	U		0.1	U	

PROJ_NO: 07793	NSAMPLE	MW-500-XX			MW-500-XX-DL			MW-51MI-XX			MW-51ML-XX		
SDG: 460-107721-1	LAB_ID	460-107721-9			460-107721-9			460-107721-14			460-107721-13		
FRACTION: OV	SAMP_DATE	1/14/2016			1/14/2016			1/15/2016			1/15/2016		
MEDIA: WATER	QC_TYPE	NM			NM			NM			NM		
	UNITS	UG/L			UG/L			UG/L			UG/L		
	PCT_SOLIDS	0.0			0.0			0.0			0.0		
	DUP_OF	MW-31MI-XX			MW-31MI-XX								
PARAMETER		RESULT	VQL	QLCD	RESULT	VQL	QLCD	RESULT	VQL	QLCD	RESULT	VQL	QLCD
DICHLORODIFLUOROMETHANE		0.1	U										
ETHYLBENZENE		0.1	U										
ISOPROPYLBENZENE		0.1	U										
M+P-XYLENES		0.1	UJ	C									
METHYL ACETATE		0.1	U										
METHYL CYCLOHEXANE		0.1	U										
METHYL TERT-BUTYL ETHER		0.13	J	P									
METHYLENE CHLORIDE		0.1	U										
O-XYLENE		0.1	U										
PENTAFLUOROETHYL CHLORIDE		0.1	U										
STYRENE		0.1	U										
TETRACHLOROETHENE		41						4.6			0.41	J	P
TOLUENE		0.1	U										
TOTAL XYLENES		0.1	U										
TRANS-1,2-DICHLOROETHENE		9.7											
TRANS-1,3-DICHLOROPROPENE		0.1	U										
TRICHLOROETHENE		99						15			1.1		
TRICHLOROFLUOROMETHANE		0.25	J	P									
VINYL CHLORIDE		0.1	U										

PROJ_NO: 07793	NSAMPLE	QC-EB011416-XX			QC-TB011416-XX			SW-N12999-XX			SW-N13000-XX		
SDG: 460-107721-1	LAB_ID	460-107721-2			460-107721-1			460-107721-11			460-107721-10		
FRACTION: OV	SAMP_DATE	1/14/2016			1/14/2016			1/15/2016			1/15/2016		
MEDIA: WATER	QC_TYPE	EB			TB			NM			NM		
	UNITS	UG/L			UG/L			UG/L			UG/L		
	PCT_SOLIDS	0.0			0.0			0.0			0.0		
	DUP_OF												
PARAMETER		RESULT	VQL	QLCD	RESULT	VQL	QLCD	RESULT	VQL	QLCD	RESULT	VQL	QLCD
DICHLORODIFLUOROMETHANE		0.1	U		0.1	U		0.1	U		0.1	U	
ETHYLBENZENE		0.1	U		0.1	U		0.1	U		0.1	U	
ISOPROPYLBENZENE		0.1	U		0.1	U		0.1	U		0.1	U	
M+P-XYLENES		0.1	UJ	C	0.1	UJ	C	0.1	UJ	C	0.1	UJ	C
METHYL ACETATE		0.1	U		0.1	U		0.1	U		0.1	U	
METHYL CYCLOHEXANE		0.1	U		0.1	U		0.1	U		0.1	U	
METHYL TERT-BUTYL ETHER		0.1	U		0.1	U		0.15	J	P	0.1	U	
METHYLENE CHLORIDE		0.1	U		0.1	U		0.1	U		0.1	U	
O-XYLENE		0.1	U		0.1	U		0.1	U		0.1	U	
PENTAFLUOROETHYL CHLORIDE		0.1	U		0.1	U		0.1	U		0.1	U	
STYRENE		0.1	U		0.1	U		0.1	U		0.1	U	
TETRACHLOROETHENE		0.1	U		0.1	U		0.21	J	P	1		
TOLUENE		0.1	U		0.1	U		0.1	U		0.1	U	
TOTAL XYLENES		0.1	U		0.1	U		0.1	U		0.1	U	
TRANS-1,2-DICHLOROETHENE		0.1	U		0.1	U		0.1	U		0.1	U	
TRANS-1,3-DICHLOROPROPENE		0.1	U		0.1	U		0.1	U		0.1	U	
TRICHLOROETHENE		0.1	U		0.1	U		0.56	J	P	1.6		
TRICHLOROFLUOROMETHANE		0.1	U		0.1	U		0.1	U		0.1	U	
VINYL CHLORIDE		0.1	U		0.1	U		0.1	U		0.1	U	

PROJ_NO: 07793	NSAMPLE	SW-N5099-XX		
SDG: 460-107721-1	LAB_ID	460-107721-12		
FRACTION: OV	SAMP_DATE	1/15/2016		
MEDIA: WATER	QC_TYPE	NM		
	UNITS	UG/L		
	PCT_SOLIDS	0.0		
	DUP_OF			
PARAMETER		RESULT	VQL	QLCD
DICHLORODIFLUOROMETHANE		0.1	U	
ETHYLBENZENE		0.1	U	
ISOPROPYLBENZENE		0.1	U	
M+P-XYLENES		0.1	UJ	C
METHYL ACETATE		0.1	U	
METHYL CYCLOHEXANE		0.1	U	
METHYL TERT-BUTYL ETHER		0.1	U	
METHYLENE CHLORIDE		0.1	U	
O-XYLENE		0.1	U	
PENTAFLUOROETHYL CHLORIDE		0.1	U	
STYRENE		0.1	U	
TETRACHLOROETHENE		0.73	J	P
TOLUENE		0.1	U	
TOTAL XYLENES		0.1	U	
TRANS-1,2-DICHLOROETHENE		0.1	U	
TRANS-1,3-DICHLOROPROPENE		0.1	U	
TRICHLOROETHENE		2.6		
TRICHLOROFLUOROMETHANE		0.13	J	P
VINYL CHLORIDE		0.1	U	

PROJ_NO: 07793	NSAMPLE	MW-35GL-XX		
SDG: 460-107721-1	LAB_ID	460-107721-3		
FRACTION: TICOV	SAMP_DATE	1/14/2016		
MEDIA: WATER	QC_TYPE	NM		
	UNITS	UG/L		
	PCT_SOLIDS	0.0		
	DUP_OF			
PARAMETER		RESULT	VQL	QLCD
BENZENE, 1-BROMO-2-ETHYL-		31	NJ	Z1
ETHANE, 1,2-DICHLORO-1,1,2-TRIFLUORO-		16	NJ	Z1

PROJ_NO: 07793	NSAMPLE	MW-31GL-XX			MW-31MI-XX			MW-31ML-XX			MW-43MI-XX		
SDG: 460-107721-1	LAB_ID	460-107721-5			460-107721-6			460-107721-4			460-107721-7		
FRACTION: MISC	SAMP_DATE	1/14/2016			1/14/2016			1/14/2016			1/14/2016		
MEDIA: WATER	QC_TYPE	NM			NM			NM			NM		
	UNITS	MG/L			MG/L			MG/L			MG/L		
	PCT_SOLIDS	0.0			0.0			0.0			0.0		
	DUP_OF												
PARAMETER		RESULT	VQL	QLCD	RESULT	VQL	QLCD	RESULT	VQL	QLCD	RESULT	VQL	QLCD
BROMIDE		0.19			0.13			0.039			0.037		
CHLORIDE		125			65.5			12			12		

PROJ_NO: 07793	NSAMPLE	MW-43MU-XX			MW-500-XX			QC-EB011416-XX			SW-N12999-XX		
SDG: 460-107721-1	LAB_ID	460-107721-8			460-107721-9			460-107721-2			460-107721-11		
FRACTION: MISC	SAMP_DATE	1/14/2016			1/14/2016			1/14/2016			1/15/2016		
MEDIA: WATER	QC_TYPE	NM			NM			EB			NM		
	UNITS	MG/L			MG/L			MG/L			MG/L		
	PCT_SOLIDS	0.0			0.0			0.0			0.0		
	DUP_OF				MW-31MI-XX								
PARAMETER		RESULT	VQL	QLCD	RESULT	VQL	QLCD	RESULT	VQL	QLCD	RESULT	VQL	QLCD
BROMIDE		0.074			0.13			0.0022	U		0.14		
CHLORIDE		12.5			64			0.84	U		65		

PROJ_NO: 07793	NSAMPLE	SW-N13000-XX			SW-N5099-XX		
SDG: 460-107721-1	LAB_ID	460-107721-10			460-107721-12		
FRACTION: MISC	SAMP_DATE	1/15/2016			1/15/2016		
MEDIA: WATER	QC_TYPE	NM			NM		
	UNITS	MG/L			MG/L		
	PCT_SOLIDS	0.0			0.0		
	DUP_OF						
PARAMETER		RESULT	VQL	QLCD	RESULT	VQL	QLCD
BROMIDE		0.066			0.2		
CHLORIDE		35			25		

Appendix B

Results as Reported by the Laboratory

FORM I
GC/MS VOA ORGANICS ANALYSIS DATA SHEET

Lab Name: TestAmerica Edison | Job No.: 460-107721-1

SDG No.:

Client Sample ID: QC-TB011416-XX | Lab Sample ID: 460-107721-1

Matrix: Water | Lab File ID: V43867.D

Analysis Method: OLM04.2/VOL | Date Collected: 01/14/2016 12:00

Sample wt/vol: 5(mL) | Date Analyzed: 01/20/2016 21:40

Soil Aliquot Vol: | Dilution Factor: 1

Soil Extract Vol.: | GC Column: Rtx-624 ID: 0.25(mm)

% Moisture: | Level: (low/med) Low

Analysis Batch No.: 346773 | Units: ug/L

CAS NO.	COMPOUND NAME	RESULT	Q	RL	MDL
71-55-6	1,1,1-Trichloroethane	1.0	U	1.0	0.10
79-34-5	1,1,2,2-Tetrachloroethane	1.0	U	1.0	0.10
76-13-1	1,1,2-Trichloro-1,2,2-trifluoroethane	1.0	U	1.0	0.10
79-00-5	1,1,2-Trichloroethane	1.0	U	1.0	0.10
75-34-3	1,1-Dichloroethane	1.0	U	1.0	0.10
75-35-4	1,1-Dichloroethene	1.0	U	1.0	0.10
120-82-1	1,2,4-Trichlorobenzene	1.0	U	1.0	0.10
96-12-8	1,2-Dibromo-3-Chloropropane	1.0	U	1.0	0.10
106-93-4	1,2-Dibromoethane	1.0	U	1.0	0.10
95-50-1	1,2-Dichlorobenzene	1.0	U	1.0	0.10
107-06-2	1,2-Dichloroethane	1.0	U	1.0	0.10
78-87-5	1,2-Dichloropropane	1.0	U	1.0	0.10
541-73-1	1,3-Dichlorobenzene	1.0	U	1.0	0.10
106-46-7	1,4-Dichlorobenzene	1.0	U	1.0	0.10
591-78-6	2-Hexanone	1.0	U	1.0	0.10
67-64-1	Acetone	1.0	U	1.0	0.10
71-43-2	Benzene	1.0	U	1.0	0.10
75-27-4	Bromodichloromethane	1.0	U	1.0	0.10
75-25-2	Bromoform	1.0	U	1.0	0.10
74-83-9	Bromomethane	1.0	U	1.0	0.10
75-15-0	Carbon disulfide	1.0	U	1.0	0.10
56-23-5	Carbon tetrachloride	1.0	U	1.0	0.10
108-90-7	Chlorobenzene	1.0	U	1.0	0.10
75-45-6	Chlorodifluoromethane	1.0	U	1.0	0.10
75-00-3	Chloroethane	1.0	U	1.0	0.10
67-66-3	Chloroform	1.0	U	1.0	0.10
74-87-3	Chloromethane	1.0	U	1.0	0.10
156-59-2	cis-1,2-Dichloroethene	1.0	U	1.0	0.10
10061-01-5	cis-1,3-Dichloropropene	1.0	U	1.0	0.10
110-82-7	Cyclohexane	1.0	U	1.0	0.10
124-48-1	Dibromochloromethane	1.0	U	1.0	0.10
75-71-8	Dichlorodifluoromethane	1.0	U	1.0	0.10
100-41-4	Ethylbenzene	1.0	U	1.0	0.10
75-69-4	Freon 11	1.0	U	1.0	0.10
76-15-3	Freon 115	1.0	U	1.0	0.10

FORM I
GC/MS VOA ORGANICS ANALYSIS DATA SHEET

Lab Name: TestAmerica Edison | Job No.: 460-107721-1

SDG No.:

Client Sample ID: QC-TB011416-XX | Lab Sample ID: 460-107721-1

Matrix: Water | Lab File ID: V43867.D

Analysis Method: OLM04.2/VOL | Date Collected: 01/14/2016 12:00

Sample wt/vol: 5(mL) | Date Analyzed: 01/20/2016 21:40

Soil Aliquot Vol: | Dilution Factor: 1

Soil Extract Vol.: | GC Column: Rtx-624 ID: 0.25(mm)

% Moisture: | Level: (low/med) Low

Analysis Batch No.: 346773 | Units: ug/L

CAS NO.	COMPOUND NAME	RESULT	Q	RL	MDL
306-83-2	Freon 123	1.0	U	1.0	0.10
75-37-6	Freon 152a	1.0	U	1.0	0.10
98-82-8	Isopropylbenzene	1.0	U	1.0	0.10
179601-23-1	m&p-Xylene	1.0	U	1.0	0.10
79-20-9	Methyl acetate	1.0	U	1.0	0.10
78-93-3	Methyl ethyl ketone (MEK)	1.0	U	1.0	0.10
108-10-1	Methyl isobutyl ketone (MIBK)	1.0	U	1.0	0.10
1634-04-4	Methyl tert-butyl ether	1.0	U	1.0	0.10
108-87-2	Methylcyclohexane	1.0	U	1.0	0.10
75-09-2	Methylene Chloride	1.0	U	1.0	0.10
95-47-6	o-Xylene	1.0	U	1.0	0.10
100-42-5	Styrene	1.0	U	1.0	0.10
127-18-4	Tetrachloroethene	1.0	U	1.0	0.10
108-88-3	Toluene	1.0	U	1.0	0.10
156-60-5	trans-1,2-Dichloroethene	1.0	U	1.0	0.10
10061-02-6	trans-1,3-Dichloropropene	1.0	U	1.0	0.10
79-01-6	Trichloroethene	1.0	U	1.0	0.10
75-01-4	Vinyl chloride	1.0	U	1.0	0.10
1330-20-7	Xylenes, Total	1.0	U	1.0	0.10

CAS NO.	SURROGATE	%REC	Q	LIMITS
17060-07-0	1,2-Dichloroethane-d4 (Surr)	107		76-114
460-00-4	Bromofluorobenzene	105		86-115
2037-26-5	Toluene-d8 (Surr)	94		88-110

FORM I
GC/MS VOA ORGANICS ANALYSIS DATA SHEET
TENTATIVELY IDENTIFIED COMPOUNDS

Lab Name: TestAmerica Edison Job No.: 460-107721-1

SDG No.:

Client Sample ID: QC-TB011416-XX Lab Sample ID: 460-107721-1

Matrix: Water Lab File ID: V43867.D

Analysis Method: OLM04.2/VOL Date Collected: 01/14/2016 12:00

Sample wt/vol: 5(mL) Date Analyzed: 01/20/2016 21:40

Soil Aliquot Vol: Dilution Factor: 1

Soil Extract Vol.: GC Column: Rtx-624 ID: 0.25(mm)

% Moisture: Level: (low/med) Low

Analysis Batch No.: 346773 Units: ug/L

Number TICs Found: 0 TIC Result Total: 0

CAS NO.	COMPOUND NAME	RT	RESULT	Q
	Tentatively Identified Compound		None	

FORM I
GC/MS VOA ORGANICS ANALYSIS DATA SHEET

Lab Name: TestAmerica Edison | Job No.: 460-107721-1

SDG No.:

Client Sample ID: QC-EB011416-XX | Lab Sample ID: 460-107721-2

Matrix: Water | Lab File ID: V43868.D

Analysis Method: OLM04.2/VOL | Date Collected: 01/14/2016 09:25

Sample wt/vol: 5(mL) | Date Analyzed: 01/20/2016 22:03

Soil Aliquot Vol: | Dilution Factor: 1

Soil Extract Vol.: | GC Column: Rtx-624 ID: 0.25(mm)

% Moisture: | Level: (low/med) Low

Analysis Batch No.: 346773 | Units: ug/L

CAS NO.	COMPOUND NAME	RESULT	Q	RL	MDL
71-55-6	1,1,1-Trichloroethane	1.0	U	1.0	0.10
79-34-5	1,1,2,2-Tetrachloroethane	1.0	U	1.0	0.10
76-13-1	1,1,2-Trichloro-1,2,2-trifluoroethane	1.0	U	1.0	0.10
79-00-5	1,1,2-Trichloroethane	1.0	U	1.0	0.10
75-34-3	1,1-Dichloroethane	1.0	U	1.0	0.10
75-35-4	1,1-Dichloroethene	1.0	U	1.0	0.10
120-82-1	1,2,4-Trichlorobenzene	1.0	U	1.0	0.10
96-12-8	1,2-Dibromo-3-Chloropropane	1.0	U	1.0	0.10
106-93-4	1,2-Dibromoethane	1.0	U	1.0	0.10
95-50-1	1,2-Dichlorobenzene	1.0	U	1.0	0.10
107-06-2	1,2-Dichloroethane	1.0	U	1.0	0.10
78-87-5	1,2-Dichloropropane	1.0	U	1.0	0.10
541-73-1	1,3-Dichlorobenzene	1.0	U	1.0	0.10
106-46-7	1,4-Dichlorobenzene	1.0	U	1.0	0.10
591-78-6	2-Hexanone	1.0	U	1.0	0.10
67-64-1	Acetone	1.0	U	1.0	0.10
71-43-2	Benzene	1.0	U	1.0	0.10
75-27-4	Bromodichloromethane	1.0	U	1.0	0.10
75-25-2	Bromoform	1.0	U	1.0	0.10
74-83-9	Bromomethane	1.0	U	1.0	0.10
75-15-0	Carbon disulfide	1.0	U	1.0	0.10
56-23-5	Carbon tetrachloride	1.0	U	1.0	0.10
108-90-7	Chlorobenzene	1.0	U	1.0	0.10
75-45-6	Chlorodifluoromethane	1.0	U	1.0	0.10
75-00-3	Chloroethane	1.0	U	1.0	0.10
67-66-3	Chloroform	1.0	U	1.0	0.10
74-87-3	Chloromethane	1.0	U	1.0	0.10
156-59-2	cis-1,2-Dichloroethene	1.0	U	1.0	0.10
10061-01-5	cis-1,3-Dichloropropene	1.0	U	1.0	0.10
110-82-7	Cyclohexane	1.0	U	1.0	0.10
124-48-1	Dibromochloromethane	1.0	U	1.0	0.10
75-71-8	Dichlorodifluoromethane	1.0	U	1.0	0.10
100-41-4	Ethylbenzene	1.0	U	1.0	0.10
75-69-4	Freon 11	1.0	U	1.0	0.10
76-15-3	Freon 115	1.0	U	1.0	0.10

FORM I
GC/MS VOA ORGANICS ANALYSIS DATA SHEET

Lab Name: TestAmerica Edison | Job No.: 460-107721-1

SDG No.:

Client Sample ID: QC-EB011416-XX | Lab Sample ID: 460-107721-2

Matrix: Water | Lab File ID: V43868.D

Analysis Method: OLM04.2/VOL | Date Collected: 01/14/2016 09:25

Sample wt/vol: 5(mL) | Date Analyzed: 01/20/2016 22:03

Soil Aliquot Vol: | Dilution Factor: 1

Soil Extract Vol.: | GC Column: Rtx-624 ID: 0.25(mm)

% Moisture: | Level: (low/med) Low

Analysis Batch No.: 346773 | Units: ug/L

CAS NO.	COMPOUND NAME	RESULT	Q	RL	MDL
306-83-2	Freon 123	1.0	U	1.0	0.10
75-37-6	Freon 152a	1.0	U	1.0	0.10
98-82-8	Isopropylbenzene	1.0	U	1.0	0.10
179601-23-1	m&p-Xylene	1.0	U	1.0	0.10
79-20-9	Methyl acetate	1.0	U	1.0	0.10
78-93-3	Methyl ethyl ketone (MEK)	1.0	U	1.0	0.10
108-10-1	Methyl isobutyl ketone (MIBK)	1.0	U	1.0	0.10
1634-04-4	Methyl tert-butyl ether	1.0	U	1.0	0.10
108-87-2	Methylcyclohexane	1.0	U	1.0	0.10
75-09-2	Methylene Chloride	1.0	U	1.0	0.10
95-47-6	o-Xylene	1.0	U	1.0	0.10
100-42-5	Styrene	1.0	U	1.0	0.10
127-18-4	Tetrachloroethene	1.0	U	1.0	0.10
108-88-3	Toluene	1.0	U	1.0	0.10
156-60-5	trans-1,2-Dichloroethene	1.0	U	1.0	0.10
10061-02-6	trans-1,3-Dichloropropene	1.0	U	1.0	0.10
79-01-6	Trichloroethene	1.0	U	1.0	0.10
75-01-4	Vinyl chloride	1.0	U	1.0	0.10
1330-20-7	Xylenes, Total	1.0	U	1.0	0.10

CAS NO.	SURROGATE	%REC	Q	LIMITS
17060-07-0	1,2-Dichloroethane-d4 (Surr)	112		76-114
460-00-4	Bromofluorobenzene	105		86-115
2037-26-5	Toluene-d8 (Surr)	94		88-110

FORM I
GC/MS VOA ORGANICS ANALYSIS DATA SHEET
TENTATIVELY IDENTIFIED COMPOUNDS

Lab Name: TestAmerica Edison Job No.: 460-107721-1

SDG No.:

Client Sample ID: QC-EB011416-XX Lab Sample ID: 460-107721-2

Matrix: Water Lab File ID: V43868.D

Analysis Method: OLM04.2/VOL Date Collected: 01/14/2016 09:25

Sample wt/vol: 5(mL) Date Analyzed: 01/20/2016 22:03

Soil Aliquot Vol: Dilution Factor: 1

Soil Extract Vol.: GC Column: Rtx-624 ID: 0.25(mm)

% Moisture: Level: (low/med) Low

Analysis Batch No.: 346773 Units: ug/L

Number TICs Found: 0 TIC Result Total: 0

CAS NO.	COMPOUND NAME	RT	RESULT	Q
	Tentatively Identified Compound		None	

FORM I
GC/MS VOA ORGANICS ANALYSIS DATA SHEET

Lab Name: TestAmerica Edison | Job No.: 460-107721-1

SDG No.:

Client Sample ID: MW-35GL-XX | Lab Sample ID: 460-107721-3

Matrix: Water | Lab File ID: V43916.D

Analysis Method: OLM04.2/VOL | Date Collected: 01/14/2016 12:35

Sample wt/vol: 5(mL) | Date Analyzed: 01/22/2016 06:07

Soil Aliquot Vol: | Dilution Factor: 1

Soil Extract Vol.: | GC Column: Rtx-624 ID: 0.25(mm)

% Moisture: | Level: (low/med) Low

Analysis Batch No.: 347048 | Units: ug/L

CAS NO.	COMPOUND NAME	RESULT	Q	RL	MDL
71-55-6	1,1,1-Trichloroethane	1.0	U	1.0	0.10
79-34-5	1,1,2,2-Tetrachloroethane	1.0	U	1.0	0.10
76-13-1	1,1,2-Trichloro-1,2,2-trifluoroethane	33		1.0	0.10
79-00-5	1,1,2-Trichloroethane	1.0	U	1.0	0.10
75-34-3	1,1-Dichloroethane	5.7		1.0	0.10
75-35-4	1,1-Dichloroethene	16		1.0	0.10
120-82-1	1,2,4-Trichlorobenzene	1.0	U	1.0	0.10
96-12-8	1,2-Dibromo-3-Chloropropane	1.0	U	1.0	0.10
106-93-4	1,2-Dibromoethane	1.0	U	1.0	0.10
95-50-1	1,2-Dichlorobenzene	4.3		1.0	0.10
107-06-2	1,2-Dichloroethane	8.3		1.0	0.10
78-87-5	1,2-Dichloropropane	1.6		1.0	0.10
541-73-1	1,3-Dichlorobenzene	0.12	J	1.0	0.10
106-46-7	1,4-Dichlorobenzene	0.66	J	1.0	0.10
591-78-6	2-Hexanone	1.0	U	1.0	0.10
67-64-1	Acetone	1.0	U	1.0	0.10
71-43-2	Benzene	5.3		1.0	0.10
75-27-4	Bromodichloromethane	1.0	U	1.0	0.10
75-25-2	Bromoform	1.0	U	1.0	0.10
74-83-9	Bromomethane	1.0	U	1.0	0.10
75-15-0	Carbon disulfide	1.0	U	1.0	0.10
56-23-5	Carbon tetrachloride	1.0	U	1.0	0.10
108-90-7	Chlorobenzene	0.19	J	1.0	0.10
75-45-6	Chlorodifluoromethane	2.4		1.0	0.10
75-00-3	Chloroethane	1.0	U	1.0	0.10
67-66-3	Chloroform	1.4		1.0	0.10
74-87-3	Chloromethane	1.0	U	1.0	0.10
156-59-2	cis-1,2-Dichloroethene	3600	E	1.0	0.10
10061-01-5	cis-1,3-Dichloropropene	1.0	U	1.0	0.10
110-82-7	Cyclohexane	1.0	U	1.0	0.10
124-48-1	Dibromochloromethane	1.0	U	1.0	0.10
75-71-8	Dichlorodifluoromethane	1.0	U	1.0	0.10
100-41-4	Ethylbenzene	0.14	J	1.0	0.10
75-69-4	Freon 11	1.0	U	1.0	0.10
76-15-3	Freon 115	1.0	U	1.0	0.10

FORM I
GC/MS VOA ORGANICS ANALYSIS DATA SHEET

Lab Name: TestAmerica Edison | Job No.: 460-107721-1

SDG No.:

Client Sample ID: MW-35GL-XX | Lab Sample ID: 460-107721-3

Matrix: Water | Lab File ID: V43916.D

Analysis Method: OLM04.2/VOL | Date Collected: 01/14/2016 12:35

Sample wt/vol: 5(mL) | Date Analyzed: 01/22/2016 06:07

Soil Aliquot Vol: | Dilution Factor: 1

Soil Extract Vol.: | GC Column: Rtx-624 ID: 0.25(mm)

% Moisture: | Level: (low/med) Low

Analysis Batch No.: 347048 | Units: ug/L

CAS NO.	COMPOUND NAME	RESULT	Q	RL	MDL
306-83-2	Freon 123	1.0	U	1.0	0.10
75-37-6	Freon 152a	1.0	U	1.0	0.10
98-82-8	Isopropylbenzene	0.64	J	1.0	0.10
179601-23-1	m&p-Xylene	0.17	J	1.0	0.10
79-20-9	Methyl acetate	1.0	U	1.0	0.10
78-93-3	Methyl ethyl ketone (MEK)	1.0	U	1.0	0.10
108-10-1	Methyl isobutyl ketone (MIBK)	1.0	U	1.0	0.10
1634-04-4	Methyl tert-butyl ether	0.16	J	1.0	0.10
108-87-2	Methylcyclohexane	16		1.0	0.10
75-09-2	Methylene Chloride	1.0	U	1.0	0.10
95-47-6	o-Xylene	0.25	J	1.0	0.10
100-42-5	Styrene	1.0	U	1.0	0.10
127-18-4	Tetrachloroethene	150		1.0	0.10
108-88-3	Toluene	0.32	J	1.0	0.10
156-60-5	trans-1,2-Dichloroethene	7.0		1.0	0.10
10061-02-6	trans-1,3-Dichloropropene	1.0	U	1.0	0.10
79-01-6	Trichloroethene	470	E	1.0	0.10
75-01-4	Vinyl chloride	76		1.0	0.10
1330-20-7	Xylenes, Total	0.42	J	1.0	0.10

CAS NO.	SURROGATE	%REC	Q	LIMITS
17060-07-0	1,2-Dichloroethane-d4 (Surr)	112		76-114
460-00-4	Bromofluorobenzene	104		86-115
2037-26-5	Toluene-d8 (Surr)	99		88-110

FORM I
GC/MS VOA ORGANICS ANALYSIS DATA SHEET
TENTATIVELY IDENTIFIED COMPOUNDS

Lab Name: TestAmerica Edison Job No.: 460-107721-1

SDG No.:

Client Sample ID: MW-35GL-XX Lab Sample ID: 460-107721-3

Matrix: Water Lab File ID: V43916.D

Analysis Method: OLM04.2/VOL Date Collected: 01/14/2016 12:35

Sample wt/vol: 5(mL) Date Analyzed: 01/22/2016 06:07

Soil Aliquot Vol: Dilution Factor: 1

Soil Extract Vol.: GC Column: Rtx-624 ID: 0.25(mm)

% Moisture: Level: (low/med) Low

Analysis Batch No.: 347048 Units: ug/L

Number TICs Found: 2 TIC Result Total: 47

CAS NO.	COMPOUND NAME	RT	RESULT	Q
354-23-4	Ethane, 1,2-dichloro-1,1,2-trifluoro-	2.54	16	J N
1973-22-4	Benzene, 1-bromo-2-ethyl-	8.75	31	J N

FORM I
GC/MS VOA ORGANICS ANALYSIS DATA SHEET

Lab Name: TestAmerica Edison | Job No.: 460-107721-1

SDG No.:

Client Sample ID: MW-35GL-XX DL | Lab Sample ID: 460-107721-3 DL

Matrix: Water | Lab File ID: V43939.D

Analysis Method: OLM04.2/VOL | Date Collected: 01/14/2016 12:35

Sample wt/vol: 5(mL) | Date Analyzed: 01/22/2016 23:59

Soil Aliquot Vol: | Dilution Factor: 50

Soil Extract Vol.: | GC Column: Rtx-624 ID: 0.25(mm)

% Moisture: | Level: (low/med) Low

Analysis Batch No.: 347228 | Units: ug/L

CAS NO.	COMPOUND NAME	RESULT	Q	RL	MDL
71-55-6	1,1,1-Trichloroethane	50	U	50	5.0
79-34-5	1,1,2,2-Tetrachloroethane	50	U	50	5.0
76-13-1	1,1,2-Trichloro-1,2,2-trifluoroethane	18	J D	50	5.0
79-00-5	1,1,2-Trichloroethane	50	U	50	5.0
75-34-3	1,1-Dichloroethane	50	U	50	5.0
75-35-4	1,1-Dichloroethene	12	J D	50	5.0
120-82-1	1,2,4-Trichlorobenzene	50	U	50	5.0
96-12-8	1,2-Dibromo-3-Chloropropane	50	U	50	5.0
106-93-4	1,2-Dibromoethane	50	U	50	5.0
95-50-1	1,2-Dichlorobenzene	50	U	50	5.0
107-06-2	1,2-Dichloroethane	6.0	J D	50	5.0
78-87-5	1,2-Dichloropropane	50	U	50	5.0
541-73-1	1,3-Dichlorobenzene	50	U	50	5.0
106-46-7	1,4-Dichlorobenzene	50	U	50	5.0
591-78-6	2-Hexanone	50	U	50	5.0
67-64-1	Acetone	50	U	50	5.0
71-43-2	Benzene	5.1	J D	50	5.0
75-27-4	Bromodichloromethane	50	U	50	5.0
75-25-2	Bromoform	50	U	50	5.0
74-83-9	Bromomethane	50	U	50	5.0
75-15-0	Carbon disulfide	50	U	50	5.0
56-23-5	Carbon tetrachloride	50	U	50	5.0
108-90-7	Chlorobenzene	50	U	50	5.0
75-45-6	Chlorodifluoromethane	50	U	50	5.0
75-00-3	Chloroethane	50	U	50	5.0
67-66-3	Chloroform	50	U	50	5.0
74-87-3	Chloromethane	50	U	50	5.0
156-59-2	cis-1,2-Dichloroethene	4800	D	50	5.0
10061-01-5	cis-1,3-Dichloropropene	50	U	50	5.0
110-82-7	Cyclohexane	50	U	50	5.0
124-48-1	Dibromochloromethane	50	U	50	5.0
75-71-8	Dichlorodifluoromethane	50	U	50	5.0
100-41-4	Ethylbenzene	50	U	50	5.0
75-69-4	Freon 11	50	U	50	5.0
76-15-3	Freon 115	50	U	50	5.0

FORM I
GC/MS VOA ORGANICS ANALYSIS DATA SHEET

Lab Name: TestAmerica Edison | Job No.: 460-107721-1

SDG No.:

Client Sample ID: MW-35GL-XX DL | Lab Sample ID: 460-107721-3 DL

Matrix: Water | Lab File ID: V43939.D

Analysis Method: OLM04.2/VOL | Date Collected: 01/14/2016 12:35

Sample wt/vol: 5(mL) | Date Analyzed: 01/22/2016 23:59

Soil Aliquot Vol: | Dilution Factor: 50

Soil Extract Vol.: | GC Column: Rtx-624 ID: 0.25(mm)

% Moisture: | Level: (low/med) Low

Analysis Batch No.: 347228 | Units: ug/L

CAS NO.	COMPOUND NAME	RESULT	Q	RL	MDL
306-83-2	Freon 123	50	U	50	5.0
75-37-6	Freon 152a	50	U	50	5.0
98-82-8	Isopropylbenzene	50	U	50	5.0
179601-23-1	m&p-Xylene	50	U	50	5.0
79-20-9	Methyl acetate	50	U	50	5.0
78-93-3	Methyl ethyl ketone (MEK)	50	U	50	5.0
108-10-1	Methyl isobutyl ketone (MIBK)	50	U	50	5.0
1634-04-4	Methyl tert-butyl ether	50	U	50	5.0
108-87-2	Methylcyclohexane	13	J D	50	5.0
75-09-2	Methylene Chloride	50	U	50	5.0
95-47-6	o-Xylene	50	U	50	5.0
100-42-5	Styrene	50	U	50	5.0
127-18-4	Tetrachloroethene	120	D	50	5.0
108-88-3	Toluene	50	U	50	5.0
156-60-5	trans-1,2-Dichloroethene	50	U	50	5.0
10061-02-6	trans-1,3-Dichloropropene	50	U	50	5.0
79-01-6	Trichloroethene	390	D	50	5.0
75-01-4	Vinyl chloride	55	D	50	5.0
1330-20-7	Xylenes, Total	50	U	50	5.0

CAS NO.	SURROGATE	%REC	Q	LIMITS
17060-07-0	1,2-Dichloroethane-d4 (Surr)	102	D	76-114
460-00-4	Bromofluorobenzene	99	D	86-115
2037-26-5	Toluene-d8 (Surr)	102	D	88-110

FORM I
GC/MS VOA ORGANICS ANALYSIS DATA SHEET
TENTATIVELY IDENTIFIED COMPOUNDS

Lab Name: TestAmerica Edison Job No.: 460-107721-1

SDG No.:

Client Sample ID: MW-35GL-XX DL Lab Sample ID: 460-107721-3 DL

Matrix: Water Lab File ID: V43939.D

Analysis Method: OLM04.2/VOL Date Collected: 01/14/2016 12:35

Sample wt/vol: 5(mL) Date Analyzed: 01/22/2016 23:59

Soil Aliquot Vol: Dilution Factor: 50

Soil Extract Vol.: GC Column: Rtx-624 ID: 0.25(mm)

% Moisture: Level: (low/med) Low

Analysis Batch No.: 347228 Units: ug/L

Number TICs Found: 0 TIC Result Total: 0

CAS NO.	COMPOUND NAME	RT	RESULT	Q
	Tentatively Identified Compound		*None*	

FORM I
GC/MS VOA ORGANICS ANALYSIS DATA SHEET

Lab Name: TestAmerica Edison | Job No.: 460-107721-1
SDG No.:
Client Sample ID: MW-31ML-XX | Lab Sample ID: 460-107721-4
Matrix: Water | Lab File ID: V43913.D
Analysis Method: OLM04.2/VOL | Date Collected: 01/14/2016 13:48
Sample wt/vol: 5(mL) | Date Analyzed: 01/22/2016 04:57
Soil Aliquot Vol: | Dilution Factor: 1
Soil Extract Vol.: | GC Column: Rtx-624 ID: 0.25(mm)
% Moisture: | Level: (low/med) Low
Analysis Batch No.: 347048 | Units: ug/L

CAS NO.	COMPOUND NAME	RESULT	Q	RL	MDL
71-55-6	1,1,1-Trichloroethane	1.0	U	1.0	0.10
79-34-5	1,1,2,2-Tetrachloroethane	1.0	U	1.0	0.10
76-13-1	1,1,2-Trichloro-1,2,2-trifluoroethane	3.9		1.0	0.10
79-00-5	1,1,2-Trichloroethane	1.0	U	1.0	0.10
75-34-3	1,1-Dichloroethane	1.0	U	1.0	0.10
75-35-4	1,1-Dichloroethene	1.0	U	1.0	0.10
120-82-1	1,2,4-Trichlorobenzene	1.0	U	1.0	0.10
96-12-8	1,2-Dibromo-3-Chloropropane	1.0	U	1.0	0.10
106-93-4	1,2-Dibromoethane	1.0	U	1.0	0.10
95-50-1	1,2-Dichlorobenzene	1.0	U	1.0	0.10
107-06-2	1,2-Dichloroethane	1.0	U	1.0	0.10
78-87-5	1,2-Dichloropropane	1.0	U	1.0	0.10
541-73-1	1,3-Dichlorobenzene	1.0	U	1.0	0.10
106-46-7	1,4-Dichlorobenzene	1.0	U	1.0	0.10
591-78-6	2-Hexanone	1.0	U	1.0	0.10
67-64-1	Acetone	1.0	U	1.0	0.10
71-43-2	Benzene	1.0	U	1.0	0.10
75-27-4	Bromodichloromethane	1.0	U	1.0	0.10
75-25-2	Bromoform	1.0	U	1.0	0.10
74-83-9	Bromomethane	1.0	U	1.0	0.10
75-15-0	Carbon disulfide	1.0	U	1.0	0.10
56-23-5	Carbon tetrachloride	1.0	U	1.0	0.10
108-90-7	Chlorobenzene	1.0	U	1.0	0.10
75-45-6	Chlorodifluoromethane	3.2		1.0	0.10
75-00-3	Chloroethane	1.0	U	1.0	0.10
67-66-3	Chloroform	0.26	J	1.0	0.10
74-87-3	Chloromethane	1.0	U	1.0	0.10
156-59-2	cis-1,2-Dichloroethene	47		1.0	0.10
10061-01-5	cis-1,3-Dichloropropene	1.0	U	1.0	0.10
110-82-7	Cyclohexane	1.0	U	1.0	0.10
124-48-1	Dibromochloromethane	1.0	U	1.0	0.10
75-71-8	Dichlorodifluoromethane	1.0	U	1.0	0.10
100-41-4	Ethylbenzene	1.0	U	1.0	0.10
75-69-4	Freon 11	1.0	U	1.0	0.10
76-15-3	Freon 115	1.0	U	1.0	0.10

FORM I
GC/MS VOA ORGANICS ANALYSIS DATA SHEET

Lab Name: TestAmerica Edison | Job No.: 460-107721-1

SDG No.:

Client Sample ID: MW-31ML-XX | Lab Sample ID: 460-107721-4

Matrix: Water | Lab File ID: V43913.D

Analysis Method: OLM04.2/VOL | Date Collected: 01/14/2016 13:48

Sample wt/vol: 5(mL) | Date Analyzed: 01/22/2016 04:57

Soil Aliquot Vol: | Dilution Factor: 1

Soil Extract Vol.: | GC Column: Rtx-624 ID: 0.25(mm)

% Moisture: | Level: (low/med) Low

Analysis Batch No.: 347048 | Units: ug/L

CAS NO.	COMPOUND NAME	RESULT	Q	RL	MDL
306-83-2	Freon 123	1.0	U	1.0	0.10
75-37-6	Freon 152a	1.0	U	1.0	0.10
98-82-8	Isopropylbenzene	1.0	U	1.0	0.10
179601-23-1	m&p-Xylene	1.0	U	1.0	0.10
79-20-9	Methyl acetate	1.0	U	1.0	0.10
78-93-3	Methyl ethyl ketone (MEK)	1.0	U	1.0	0.10
108-10-1	Methyl isobutyl ketone (MIBK)	1.0	U	1.0	0.10
1634-04-4	Methyl tert-butyl ether	1.0	U	1.0	0.10
108-87-2	Methylcyclohexane	1.0	U	1.0	0.10
75-09-2	Methylene Chloride	1.0	U	1.0	0.10
95-47-6	o-Xylene	1.0	U	1.0	0.10
100-42-5	Styrene	1.0	U	1.0	0.10
127-18-4	Tetrachloroethene	9.8		1.0	0.10
108-88-3	Toluene	1.0	U	1.0	0.10
156-60-5	trans-1,2-Dichloroethene	1.0	U	1.0	0.10
10061-02-6	trans-1,3-Dichloropropene	1.0	U	1.0	0.10
79-01-6	Trichloroethene	21		1.0	0.10
75-01-4	Vinyl chloride	1.0	U	1.0	0.10
1330-20-7	Xylenes, Total	1.0	U	1.0	0.10

CAS NO.	SURROGATE	%REC	Q	LIMITS
17060-07-0	1,2-Dichloroethane-d4 (Surr)	111		76-114
460-00-4	Bromofluorobenzene	101		86-115
2037-26-5	Toluene-d8 (Surr)	99		88-110

FORM I
GC/MS VOA ORGANICS ANALYSIS DATA SHEET
TENTATIVELY IDENTIFIED COMPOUNDS

Lab Name: TestAmerica Edison Job No.: 460-107721-1

SDG No.:

Client Sample ID: MW-31ML-XX Lab Sample ID: 460-107721-4

Matrix: Water Lab File ID: V43913.D

Analysis Method: OLM04.2/VOL Date Collected: 01/14/2016 13:48

Sample wt/vol: 5(mL) Date Analyzed: 01/22/2016 04:57

Soil Aliquot Vol: Dilution Factor: 1

Soil Extract Vol.: GC Column: Rtx-624 ID: 0.25(mm)

% Moisture: Level: (low/med) Low

Analysis Batch No.: 347048 Units: ug/L

Number TICs Found: 0 TIC Result Total: 0

CAS NO.	COMPOUND NAME	RT	RESULT	Q
	Tentatively Identified Compound		None	

FORM I
GC/MS VOA ORGANICS ANALYSIS DATA SHEET

Lab Name: TestAmerica Edison | Job No.: 460-107721-1

SDG No.:

Client Sample ID: MW-31GL-XX | Lab Sample ID: 460-107721-5

Matrix: Water | Lab File ID: V43914.D

Analysis Method: OLM04.2/VOL | Date Collected: 01/14/2016 12:05

Sample wt/vol: 5(mL) | Date Analyzed: 01/22/2016 05:21

Soil Aliquot Vol: | Dilution Factor: 1

Soil Extract Vol.: | GC Column: Rtx-624 ID: 0.25(mm)

% Moisture: | Level: (low/med) Low

Analysis Batch No.: 347048 | Units: ug/L

CAS NO.	COMPOUND NAME	RESULT	Q	RL	MDL
71-55-6	1,1,1-Trichloroethane	1.0	U	1.0	0.10
79-34-5	1,1,2,2-Tetrachloroethane	1.0	U	1.0	0.10
76-13-1	1,1,2-Trichloro-1,2,2-trifluoroethane	0.70	J	1.0	0.10
79-00-5	1,1,2-Trichloroethane	1.0	U	1.0	0.10
75-34-3	1,1-Dichloroethane	1.0	U	1.0	0.10
75-35-4	1,1-Dichloroethene	1.0	U	1.0	0.10
120-82-1	1,2,4-Trichlorobenzene	1.0	U	1.0	0.10
96-12-8	1,2-Dibromo-3-Chloropropane	1.0	U	1.0	0.10
106-93-4	1,2-Dibromoethane	1.0	U	1.0	0.10
95-50-1	1,2-Dichlorobenzene	1.0	U	1.0	0.10
107-06-2	1,2-Dichloroethane	1.0	U	1.0	0.10
78-87-5	1,2-Dichloropropane	1.0	U	1.0	0.10
541-73-1	1,3-Dichlorobenzene	1.0	U	1.0	0.10
106-46-7	1,4-Dichlorobenzene	1.0	U	1.0	0.10
591-78-6	2-Hexanone	1.0	U	1.0	0.10
67-64-1	Acetone	1.0	U	1.0	0.10
71-43-2	Benzene	1.0	U	1.0	0.10
75-27-4	Bromodichloromethane	1.0	U	1.0	0.10
75-25-2	Bromoform	1.0	U	1.0	0.10
74-83-9	Bromomethane	1.0	U	1.0	0.10
75-15-0	Carbon disulfide	1.0	U	1.0	0.10
56-23-5	Carbon tetrachloride	1.0	U	1.0	0.10
108-90-7	Chlorobenzene	1.0	U	1.0	0.10
75-45-6	Chlorodifluoromethane	0.28	J	1.0	0.10
75-00-3	Chloroethane	1.0	U	1.0	0.10
67-66-3	Chloroform	1.0	U	1.0	0.10
74-87-3	Chloromethane	1.0	U	1.0	0.10
156-59-2	cis-1,2-Dichloroethene	14		1.0	0.10
10061-01-5	cis-1,3-Dichloropropene	1.0	U	1.0	0.10
110-82-7	Cyclohexane	1.0	U	1.0	0.10
124-48-1	Dibromochloromethane	1.0	U	1.0	0.10
75-71-8	Dichlorodifluoromethane	1.0	U	1.0	0.10
100-41-4	Ethylbenzene	1.0	U	1.0	0.10
75-69-4	Freon 11	1.0	U	1.0	0.10
76-15-3	Freon 115	1.0	U	1.0	0.10

FORM I
GC/MS VOA ORGANICS ANALYSIS DATA SHEET

Lab Name: TestAmerica Edison | Job No.: 460-107721-1
SDG No.:
Client Sample ID: MW-31GL-XX | Lab Sample ID: 460-107721-5
Matrix: Water | Lab File ID: V43914.D
Analysis Method: OLM04.2/VOL | Date Collected: 01/14/2016 12:05
Sample wt/vol: 5(mL) | Date Analyzed: 01/22/2016 05:21
Soil Aliquot Vol: | Dilution Factor: 1
Soil Extract Vol.: | GC Column: Rtx-624 ID: 0.25(mm)
% Moisture: | Level: (low/med) Low
Analysis Batch No.: 347048 | Units: ug/L

CAS NO.	COMPOUND NAME	RESULT	Q	RL	MDL
306-83-2	Freon 123	1.0	U	1.0	0.10
75-37-6	Freon 152a	1.0	U	1.0	0.10
98-82-8	Isopropylbenzene	1.0	U	1.0	0.10
179601-23-1	m&p-Xylene	1.0	U	1.0	0.10
79-20-9	Methyl acetate	1.0	U	1.0	0.10
78-93-3	Methyl ethyl ketone (MEK)	1.0	U	1.0	0.10
108-10-1	Methyl isobutyl ketone (MIBK)	1.0	U	1.0	0.10
1634-04-4	Methyl tert-butyl ether	1.0	U	1.0	0.10
108-87-2	Methylcyclohexane	1.0	U	1.0	0.10
75-09-2	Methylene Chloride	1.0	U	1.0	0.10
95-47-6	o-Xylene	1.0	U	1.0	0.10
100-42-5	Styrene	1.0	U	1.0	0.10
127-18-4	Tetrachloroethene	2.2		1.0	0.10
108-88-3	Toluene	1.0	U	1.0	0.10
156-60-5	trans-1,2-Dichloroethene	1.0	U	1.0	0.10
10061-02-6	trans-1,3-Dichloropropene	1.0	U	1.0	0.10
79-01-6	Trichloroethene	4.4		1.0	0.10
75-01-4	Vinyl chloride	1.0	U	1.0	0.10
1330-20-7	Xylenes, Total	1.0	U	1.0	0.10

CAS NO.	SURROGATE	%REC	Q	LIMITS
17060-07-0	1,2-Dichloroethane-d4 (Surr)	111		76-114
460-00-4	Bromofluorobenzene	101		86-115
2037-26-5	Toluene-d8 (Surr)	98		88-110

FORM I
GC/MS VOA ORGANICS ANALYSIS DATA SHEET
TENTATIVELY IDENTIFIED COMPOUNDS

Lab Name: TestAmerica Edison Job No.: 460-107721-1

SDG No.:

Client Sample ID: MW-31GL-XX Lab Sample ID: 460-107721-5

Matrix: Water Lab File ID: V43914.D

Analysis Method: OLM04.2/VOL Date Collected: 01/14/2016 12:05

Sample wt/vol: 5(mL) Date Analyzed: 01/22/2016 05:21

Soil Aliquot Vol: Dilution Factor: 1

Soil Extract Vol.: GC Column: Rtx-624 ID: 0.25(mm)

% Moisture: Level: (low/med) Low

Analysis Batch No.: 347048 Units: ug/L

Number TICs Found: 0 TIC Result Total: 0

CAS NO.	COMPOUND NAME	RT	RESULT	Q
	Tentatively Identified Compound		None	

FORM I
GC/MS VOA ORGANICS ANALYSIS DATA SHEET

Lab Name: TestAmerica Edison | Job No.: 460-107721-1
SDG No.:
Client Sample ID: MW-31MI-XX | Lab Sample ID: 460-107721-6
Matrix: Water | Lab File ID: V43945.D
Analysis Method: OLM04.2/VOL | Date Collected: 01/14/2016 10:42
Sample wt/vol: 5(mL) | Date Analyzed: 01/23/2016 02:21
Soil Aliquot Vol: | Dilution Factor: 1
Soil Extract Vol.: | GC Column: Rtx-624 ID: 0.25(mm)
% Moisture: | Level: (low/med) Low
Analysis Batch No.: 347228 | Units: ug/L

CAS NO.	COMPOUND NAME	RESULT	Q	RL	MDL
71-55-6	1,1,1-Trichloroethane	1.0	U	1.0	0.10
79-34-5	1,1,2,2-Tetrachloroethane	1.0	U	1.0	0.10
76-13-1	1,1,2-Trichloro-1,2,2-trifluoroethane	13		1.0	0.10
79-00-5	1,1,2-Trichloroethane	0.31	J	1.0	0.10
75-34-3	1,1-Dichloroethane	0.49	J	1.0	0.10
75-35-4	1,1-Dichloroethene	0.51	J	1.0	0.10
120-82-1	1,2,4-Trichlorobenzene	0.43	J	1.0	0.10
96-12-8	1,2-Dibromo-3-Chloropropane	1.0	U	1.0	0.10
106-93-4	1,2-Dibromoethane	1.0	U	1.0	0.10
95-50-1	1,2-Dichlorobenzene	1.0	U	1.0	0.10
107-06-2	1,2-Dichloroethane	0.91	J	1.0	0.10
78-87-5	1,2-Dichloropropane	0.38	J	1.0	0.10
541-73-1	1,3-Dichlorobenzene	1.0	U	1.0	0.10
106-46-7	1,4-Dichlorobenzene	1.0	U	1.0	0.10
591-78-6	2-Hexanone	1.0	U	1.0	0.10
67-64-1	Acetone	1.0	U	1.0	0.10
71-43-2	Benzene	1.0	U	1.0	0.10
75-27-4	Bromodichloromethane	1.0	U	1.0	0.10
75-25-2	Bromoform	1.0	U	1.0	0.10
74-83-9	Bromomethane	1.0	U	1.0	0.10
75-15-0	Carbon disulfide	1.0	U	1.0	0.10
56-23-5	Carbon tetrachloride	1.0	U	1.0	0.10
108-90-7	Chlorobenzene	1.0	U	1.0	0.10
75-45-6	Chlorodifluoromethane	4.5		1.0	0.10
75-00-3	Chloroethane	1.0	U	1.0	0.10
67-66-3	Chloroform	0.93	J	1.0	0.10
74-87-3	Chloromethane	1.0	U	1.0	0.10
156-59-2	cis-1,2-Dichloroethene	390	E F1	1.0	0.10
10061-01-5	cis-1,3-Dichloropropene	1.0	U	1.0	0.10
110-82-7	Cyclohexane	1.0	U	1.0	0.10
124-48-1	Dibromochloromethane	1.0	U	1.0	0.10
75-71-8	Dichlorodifluoromethane	1.0	U	1.0	0.10
100-41-4	Ethylbenzene	1.0	U	1.0	0.10
75-69-4	Freon 11	0.20	J	1.0	0.10
76-15-3	Freon 115	1.0	U	1.0	0.10

FORM I
GC/MS VOA ORGANICS ANALYSIS DATA SHEET

Lab Name: TestAmerica Edison | Job No.: 460-107721-1

SDG No.:

Client Sample ID: MW-31MI-XX | Lab Sample ID: 460-107721-6

Matrix: Water | Lab File ID: V43945.D

Analysis Method: OLM04.2/VOL | Date Collected: 01/14/2016 10:42

Sample wt/vol: 5(mL) | Date Analyzed: 01/23/2016 02:21

Soil Aliquot Vol: | Dilution Factor: 1

Soil Extract Vol.: | GC Column: Rtx-624 ID: 0.25(mm)

% Moisture: | Level: (low/med) Low

Analysis Batch No.: 347228 | Units: ug/L

CAS NO.	COMPOUND NAME	RESULT	Q	RL	MDL
306-83-2	Freon 123	1.0	U	1.0	0.10
75-37-6	Freon 152a	1.0	U	1.0	0.10
98-82-8	Isopropylbenzene	1.0	U	1.0	0.10
179601-23-1	m&p-Xylene	1.0	U	1.0	0.10
79-20-9	Methyl acetate	1.0	U	1.0	0.10
78-93-3	Methyl ethyl ketone (MEK)	1.0	U	1.0	0.10
108-10-1	Methyl isobutyl ketone (MIBK)	1.0	U	1.0	0.10
1634-04-4	Methyl tert-butyl ether	0.10	J	1.0	0.10
108-87-2	Methylcyclohexane	1.0	U	1.0	0.10
75-09-2	Methylene Chloride	1.0	U	1.0	0.10
95-47-6	o-Xylene	1.0	U	1.0	0.10
100-42-5	Styrene	1.0	U	1.0	0.10
127-18-4	Tetrachloroethene	42		1.0	0.10
108-88-3	Toluene	1.0	U	1.0	0.10
156-60-5	trans-1,2-Dichloroethene	9.7		1.0	0.10
10061-02-6	trans-1,3-Dichloropropene	1.0	U	1.0	0.10
79-01-6	Trichloroethene	95		1.0	0.10
75-01-4	Vinyl chloride	1.0	U	1.0	0.10
1330-20-7	Xylenes, Total	1.0	U	1.0	0.10

CAS NO.	SURROGATE	%REC	Q	LIMITS
17060-07-0	1,2-Dichloroethane-d4 (Surr)	104		76-114
460-00-4	Bromofluorobenzene	99		86-115
2037-26-5	Toluene-d8 (Surr)	101		88-110

FORM I
GC/MS VOA ORGANICS ANALYSIS DATA SHEET
TENTATIVELY IDENTIFIED COMPOUNDS

Lab Name: TestAmerica Edison Job No.: 460-107721-1

SDG No.:

Client Sample ID: MW-31MI-XX Lab Sample ID: 460-107721-6

Matrix: Water Lab File ID: V43945.D

Analysis Method: OLM04.2/VOL Date Collected: 01/14/2016 10:42

Sample wt/vol: 5(mL) Date Analyzed: 01/23/2016 02:21

Soil Aliquot Vol: Dilution Factor: 1

Soil Extract Vol.: GC Column: Rtx-624 ID: 0.25(mm)

% Moisture: Level: (low/med) Low

Analysis Batch No.: 347228 Units: ug/L

Number TICs Found: 0 TIC Result Total: 0

CAS NO.	COMPOUND NAME	RT	RESULT	Q
	Tentatively Identified Compound		None	

FORM I
GC/MS VOA ORGANICS ANALYSIS DATA SHEET

Lab Name: TestAmerica Edison | Job No.: 460-107721-1

SDG No.:

Client Sample ID: MW-31MI-XX DL | Lab Sample ID: 460-107721-6 DL

Matrix: Water | Lab File ID: V43940.D

Analysis Method: OLM04.2/VOL | Date Collected: 01/14/2016 10:42

Sample wt/vol: 5(mL) | Date Analyzed: 01/23/2016 00:22

Soil Aliquot Vol: | Dilution Factor: 5

Soil Extract Vol.: | GC Column: Rtx-624 ID: 0.25(mm)

% Moisture: | Level: (low/med) Low

Analysis Batch No.: 347228 | Units: ug/L

CAS NO.	COMPOUND NAME	RESULT	Q	RL	MDL
71-55-6	1,1,1-Trichloroethane	5.0	U	5.0	0.50
79-34-5	1,1,2,2-Tetrachloroethane	5.0	U	5.0	0.50
76-13-1	1,1,2-Trichloro-1,2,2-trifluoroethane	9.5	D	5.0	0.50
79-00-5	1,1,2-Trichloroethane	5.0	U	5.0	0.50
75-34-3	1,1-Dichloroethane	5.0	U	5.0	0.50
75-35-4	1,1-Dichloroethene	5.0	U	5.0	0.50
120-82-1	1,2,4-Trichlorobenzene	5.0	U	5.0	0.50
96-12-8	1,2-Dibromo-3-Chloropropane	5.0	U	5.0	0.50
106-93-4	1,2-Dibromoethane	5.0	U	5.0	0.50
95-50-1	1,2-Dichlorobenzene	5.0	U	5.0	0.50
107-06-2	1,2-Dichloroethane	0.91	J D	5.0	0.50
78-87-5	1,2-Dichloropropane	5.0	U	5.0	0.50
541-73-1	1,3-Dichlorobenzene	5.0	U	5.0	0.50
106-46-7	1,4-Dichlorobenzene	5.0	U	5.0	0.50
591-78-6	2-Hexanone	5.0	U	5.0	0.50
67-64-1	Acetone	5.0	U	5.0	0.50
71-43-2	Benzene	5.0	U	5.0	0.50
75-27-4	Bromodichloromethane	5.0	U	5.0	0.50
75-25-2	Bromoform	5.0	U	5.0	0.50
74-83-9	Bromomethane	5.0	U	5.0	0.50
75-15-0	Carbon disulfide	5.0	U	5.0	0.50
56-23-5	Carbon tetrachloride	5.0	U	5.0	0.50
108-90-7	Chlorobenzene	5.0	U	5.0	0.50
75-45-6	Chlorodifluoromethane	3.6	J D	5.0	0.50
75-00-3	Chloroethane	5.0	U	5.0	0.50
67-66-3	Chloroform	0.87	J D	5.0	0.50
74-87-3	Chloromethane	5.0	U	5.0	0.50
156-59-2	cis-1,2-Dichloroethene	330	D	5.0	0.50
10061-01-5	cis-1,3-Dichloropropene	5.0	U	5.0	0.50
110-82-7	Cyclohexane	5.0	U	5.0	0.50
124-48-1	Dibromochloromethane	5.0	U	5.0	0.50
75-71-8	Dichlorodifluoromethane	5.0	U	5.0	0.50
100-41-4	Ethylbenzene	5.0	U	5.0	0.50
75-69-4	Freon 11	5.0	U	5.0	0.50
76-15-3	Freon 115	5.0	U	5.0	0.50

FORM I
GC/MS VOA ORGANICS ANALYSIS DATA SHEET

Lab Name: TestAmerica Edison | Job No.: 460-107721-1

SDG No.:

Client Sample ID: MW-31MI-XX DL | Lab Sample ID: 460-107721-6 DL

Matrix: Water | Lab File ID: V43940.D

Analysis Method: OLM04.2/VOL | Date Collected: 01/14/2016 10:42

Sample wt/vol: 5(mL) | Date Analyzed: 01/23/2016 00:22

Soil Aliquot Vol: | Dilution Factor: 5

Soil Extract Vol.: | GC Column: Rtx-624 ID: 0.25(mm)

% Moisture: | Level: (low/med) Low

Analysis Batch No.: 347228 | Units: ug/L

CAS NO.	COMPOUND NAME	RESULT	Q	RL	MDL
306-83-2	Freon 123	5.0	U	5.0	0.50
75-37-6	Freon 152a	5.0	U	5.0	0.50
98-82-8	Isopropylbenzene	5.0	U	5.0	0.50
179601-23-1	m&p-Xylene	5.0	U	5.0	0.50
79-20-9	Methyl acetate	5.0	U	5.0	0.50
78-93-3	Methyl ethyl ketone (MEK)	5.0	U	5.0	0.50
108-10-1	Methyl isobutyl ketone (MIBK)	5.0	U	5.0	0.50
1634-04-4	Methyl tert-butyl ether	5.0	U	5.0	0.50
108-87-2	Methylcyclohexane	5.0	U	5.0	0.50
75-09-2	Methylene Chloride	5.0	U	5.0	0.50
95-47-6	o-Xylene	5.0	U	5.0	0.50
100-42-5	Styrene	5.0	U	5.0	0.50
127-18-4	Tetrachloroethene	32	D	5.0	0.50
108-88-3	Toluene	5.0	U	5.0	0.50
156-60-5	trans-1,2-Dichloroethene	5.4	D	5.0	0.50
10061-02-6	trans-1,3-Dichloropropene	5.0	U	5.0	0.50
79-01-6	Trichloroethene	72	D	5.0	0.50
75-01-4	Vinyl chloride	5.0	U	5.0	0.50
1330-20-7	Xylenes, Total	5.0	U	5.0	0.50

CAS NO.	SURROGATE	%REC	Q	LIMITS
17060-07-0	1,2-Dichloroethane-d4 (Surr)	105	D	76-114
460-00-4	Bromofluorobenzene	98	D	86-115
2037-26-5	Toluene-d8 (Surr)	101	D	88-110

FORM I
GC/MS VOA ORGANICS ANALYSIS DATA SHEET
TENTATIVELY IDENTIFIED COMPOUNDS

Lab Name: TestAmerica Edison Job No.: 460-107721-1

SDG No.:

Client Sample ID: MW-31MI-XX DL Lab Sample ID: 460-107721-6 DL

Matrix: Water Lab File ID: V43940.D

Analysis Method: OLM04.2/VOL Date Collected: 01/14/2016 10:42

Sample wt/vol: 5(mL) Date Analyzed: 01/23/2016 00:22

Soil Aliquot Vol: Dilution Factor: 5

Soil Extract Vol.: GC Column: Rtx-624 ID: 0.25(mm)

% Moisture: Level: (low/med) Low

Analysis Batch No.: 347228 Units: ug/L

Number TICs Found: 0 TIC Result Total: 0

CAS NO.	COMPOUND NAME	RT	RESULT	Q
	Tentatively Identified Compound		*None*	

FORM I
GC/MS VOA ORGANICS ANALYSIS DATA SHEET

Lab Name: TestAmerica Edison | Job No.: 460-107721-1

SDG No.:

Client Sample ID: MW-43MI-XX | Lab Sample ID: 460-107721-7

Matrix: Water | Lab File ID: V43875.D

Analysis Method: OLM04.2/VOL | Date Collected: 01/14/2016 15:55

Sample wt/vol: 5(mL) | Date Analyzed: 01/21/2016 00:46

Soil Aliquot Vol: | Dilution Factor: 1

Soil Extract Vol.: | GC Column: Rtx-624 ID: 0.25(mm)

% Moisture: | Level: (low/med) Low

Analysis Batch No.: 346773 | Units: ug/L

CAS NO.	COMPOUND NAME	RESULT	Q	RL	MDL
71-55-6	1,1,1-Trichloroethane	1.0	U	1.0	0.10
79-34-5	1,1,2,2-Tetrachloroethane	1.0	U	1.0	0.10
76-13-1	1,1,2-Trichloro-1,2,2-trifluoroethane	2.9		1.0	0.10
79-00-5	1,1,2-Trichloroethane	1.0	U	1.0	0.10
75-34-3	1,1-Dichloroethane	1.0	U	1.0	0.10
75-35-4	1,1-Dichloroethene	0.18	J	1.0	0.10
120-82-1	1,2,4-Trichlorobenzene	1.0	U	1.0	0.10
96-12-8	1,2-Dibromo-3-Chloropropane	1.0	U	1.0	0.10
106-93-4	1,2-Dibromoethane	1.0	U	1.0	0.10
95-50-1	1,2-Dichlorobenzene	1.0	U	1.0	0.10
107-06-2	1,2-Dichloroethane	1.0	U	1.0	0.10
78-87-5	1,2-Dichloropropane	1.0	U	1.0	0.10
541-73-1	1,3-Dichlorobenzene	1.0	U	1.0	0.10
106-46-7	1,4-Dichlorobenzene	1.0	U	1.0	0.10
591-78-6	2-Hexanone	1.0	U	1.0	0.10
67-64-1	Acetone	1.0	U	1.0	0.10
71-43-2	Benzene	1.0	U	1.0	0.10
75-27-4	Bromodichloromethane	1.0	U	1.0	0.10
75-25-2	Bromoform	1.0	U	1.0	0.10
74-83-9	Bromomethane	1.0	U	1.0	0.10
75-15-0	Carbon disulfide	1.0	U	1.0	0.10
56-23-5	Carbon tetrachloride	1.0	U	1.0	0.10
108-90-7	Chlorobenzene	1.0	U	1.0	0.10
75-45-6	Chlorodifluoromethane	3.6		1.0	0.10
75-00-3	Chloroethane	1.0	U	1.0	0.10
67-66-3	Chloroform	0.29	J	1.0	0.10
74-87-3	Chloromethane	1.0	U	1.0	0.10
156-59-2	cis-1,2-Dichloroethene	42		1.0	0.10
10061-01-5	cis-1,3-Dichloropropene	1.0	U	1.0	0.10
110-82-7	Cyclohexane	1.0	U	1.0	0.10
124-48-1	Dibromochloromethane	1.0	U	1.0	0.10
75-71-8	Dichlorodifluoromethane	1.0	U	1.0	0.10
100-41-4	Ethylbenzene	1.0	U	1.0	0.10
75-69-4	Freon 11	0.15	J	1.0	0.10
76-15-3	Freon 115	1.0	U	1.0	0.10

FORM I
GC/MS VOA ORGANICS ANALYSIS DATA SHEET

Lab Name: TestAmerica Edison | Job No.: 460-107721-1
SDG No.:
Client Sample ID: MW-43MI-XX | Lab Sample ID: 460-107721-7
Matrix: Water | Lab File ID: V43875.D
Analysis Method: OLM04.2/VOL | Date Collected: 01/14/2016 15:55
Sample wt/vol: 5(mL) | Date Analyzed: 01/21/2016 00:46
Soil Aliquot Vol: | Dilution Factor: 1
Soil Extract Vol.: | GC Column: Rtx-624 ID: 0.25(mm)
% Moisture: | Level: (low/med) Low
Analysis Batch No.: 346773 | Units: ug/L

CAS NO.	COMPOUND NAME	RESULT	Q	RL	MDL
306-83-2	Freon 123	1.0	U	1.0	0.10
75-37-6	Freon 152a	1.0	U	1.0	0.10
98-82-8	Isopropylbenzene	1.0	U	1.0	0.10
179601-23-1	m&p-Xylene	1.0	U	1.0	0.10
79-20-9	Methyl acetate	1.0	U	1.0	0.10
78-93-3	Methyl ethyl ketone (MEK)	1.0	U	1.0	0.10
108-10-1	Methyl isobutyl ketone (MIBK)	1.0	U	1.0	0.10
1634-04-4	Methyl tert-butyl ether	1.0	U	1.0	0.10
108-87-2	Methylcyclohexane	1.0	U	1.0	0.10
75-09-2	Methylene Chloride	1.0	U	1.0	0.10
95-47-6	o-Xylene	1.0	U	1.0	0.10
100-42-5	Styrene	1.0	U	1.0	0.10
127-18-4	Tetrachloroethene	5.8		1.0	0.10
108-88-3	Toluene	1.0	U	1.0	0.10
156-60-5	trans-1,2-Dichloroethene	1.0	U	1.0	0.10
10061-02-6	trans-1,3-Dichloropropene	1.0	U	1.0	0.10
79-01-6	Trichloroethene	15		1.0	0.10
75-01-4	Vinyl chloride	1.0	U	1.0	0.10
1330-20-7	Xylenes, Total	1.0	U	1.0	0.10

CAS NO.	SURROGATE	%REC	Q	LIMITS
17060-07-0	1,2-Dichloroethane-d4 (Surr)	108		76-114
460-00-4	Bromofluorobenzene	107		86-115
2037-26-5	Toluene-d8 (Surr)	93		88-110

FORM I
GC/MS VOA ORGANICS ANALYSIS DATA SHEET
TENTATIVELY IDENTIFIED COMPOUNDS

Lab Name: TestAmerica Edison Job No.: 460-107721-1

SDG No.:

Client Sample ID: MW-43MI-XX Lab Sample ID: 460-107721-7

Matrix: Water Lab File ID: V43875.D

Analysis Method: OLM04.2/VOL Date Collected: 01/14/2016 15:55

Sample wt/vol: 5(mL) Date Analyzed: 01/21/2016 00:46

Soil Aliquot Vol: Dilution Factor: 1

Soil Extract Vol.: GC Column: Rtx-624 ID: 0.25(mm)

% Moisture: Level: (low/med) Low

Analysis Batch No.: 346773 Units: ug/L

Number TICs Found: 0 TIC Result Total: 0

CAS NO.	COMPOUND NAME	RT	RESULT	Q
	Tentatively Identified Compound		None	

FORM I
GC/MS VOA ORGANICS ANALYSIS DATA SHEET

Lab Name: TestAmerica Edison | Job No.: 460-107721-1

SDG No.:

Client Sample ID: MW-43MU-XX | Lab Sample ID: 460-107721-8

Matrix: Water | Lab File ID: V43869.D

Analysis Method: OLM04.2/VOL | Date Collected: 01/14/2016 15:20

Sample wt/vol: 5(mL) | Date Analyzed: 01/20/2016 22:26

Soil Aliquot Vol: | Dilution Factor: 1

Soil Extract Vol.: | GC Column: Rtx-624 ID: 0.25(mm)

% Moisture: | Level: (low/med) Low

Analysis Batch No.: 346773 | Units: ug/L

CAS NO.	COMPOUND NAME	RESULT	Q	RL	MDL
71-55-6	1,1,1-Trichloroethane	1.0	U	1.0	0.10
79-34-5	1,1,2,2-Tetrachloroethane	1.0	U	1.0	0.10
76-13-1	1,1,2-Trichloro-1,2,2-trifluoroethane	1.0	U	1.0	0.10
79-00-5	1,1,2-Trichloroethane	1.0	U	1.0	0.10
75-34-3	1,1-Dichloroethane	1.0	U	1.0	0.10
75-35-4	1,1-Dichloroethene	1.0	U	1.0	0.10
120-82-1	1,2,4-Trichlorobenzene	1.0	U	1.0	0.10
96-12-8	1,2-Dibromo-3-Chloropropane	1.0	U	1.0	0.10
106-93-4	1,2-Dibromoethane	1.0	U	1.0	0.10
95-50-1	1,2-Dichlorobenzene	1.0	U	1.0	0.10
107-06-2	1,2-Dichloroethane	1.0	U	1.0	0.10
78-87-5	1,2-Dichloropropane	1.0	U	1.0	0.10
541-73-1	1,3-Dichlorobenzene	1.0	U	1.0	0.10
106-46-7	1,4-Dichlorobenzene	1.0	U	1.0	0.10
591-78-6	2-Hexanone	1.0	U	1.0	0.10
67-64-1	Acetone	1.0	U	1.0	0.10
71-43-2	Benzene	1.0	U	1.0	0.10
75-27-4	Bromodichloromethane	1.0	U	1.0	0.10
75-25-2	Bromoform	1.0	U	1.0	0.10
74-83-9	Bromomethane	1.0	U	1.0	0.10
75-15-0	Carbon disulfide	1.0	U	1.0	0.10
56-23-5	Carbon tetrachloride	1.0	U	1.0	0.10
108-90-7	Chlorobenzene	1.0	U	1.0	0.10
75-45-6	Chlorodifluoromethane	1.0	U	1.0	0.10
75-00-3	Chloroethane	1.0	U	1.0	0.10
67-66-3	Chloroform	1.0	U	1.0	0.10
74-87-3	Chloromethane	1.0	U	1.0	0.10
156-59-2	cis-1,2-Dichloroethene	0.11	J	1.0	0.10
10061-01-5	cis-1,3-Dichloropropene	1.0	U	1.0	0.10
110-82-7	Cyclohexane	1.0	U	1.0	0.10
124-48-1	Dibromochloromethane	1.0	U	1.0	0.10
75-71-8	Dichlorodifluoromethane	1.0	U	1.0	0.10
100-41-4	Ethylbenzene	1.0	U	1.0	0.10
75-69-4	Freon 11	1.0	U	1.0	0.10
76-15-3	Freon 115	1.0	U	1.0	0.10

FORM I
GC/MS VOA ORGANICS ANALYSIS DATA SHEET

Lab Name: TestAmerica Edison | Job No.: 460-107721-1

SDG No.:

Client Sample ID: MW-43MU-XX | Lab Sample ID: 460-107721-8

Matrix: Water | Lab File ID: V43869.D

Analysis Method: OLM04.2/VOL | Date Collected: 01/14/2016 15:20

Sample wt/vol: 5(mL) | Date Analyzed: 01/20/2016 22:26

Soil Aliquot Vol: | Dilution Factor: 1

Soil Extract Vol.: | GC Column: Rtx-624 ID: 0.25(mm)

% Moisture: | Level: (low/med) Low

Analysis Batch No.: 346773 | Units: ug/L

CAS NO.	COMPOUND NAME	RESULT	Q	RL	MDL
306-83-2	Freon 123	1.0	U	1.0	0.10
75-37-6	Freon 152a	1.0	U	1.0	0.10
98-82-8	Isopropylbenzene	1.0	U	1.0	0.10
179601-23-1	m&p-Xylene	1.0	U	1.0	0.10
79-20-9	Methyl acetate	1.0	U	1.0	0.10
78-93-3	Methyl ethyl ketone (MEK)	1.0	U	1.0	0.10
108-10-1	Methyl isobutyl ketone (MIBK)	1.0	U	1.0	0.10
1634-04-4	Methyl tert-butyl ether	1.0	U	1.0	0.10
108-87-2	Methylcyclohexane	1.0	U	1.0	0.10
75-09-2	Methylene Chloride	1.0	U	1.0	0.10
95-47-6	o-Xylene	1.0	U	1.0	0.10
100-42-5	Styrene	1.0	U	1.0	0.10
127-18-4	Tetrachloroethene	1.0	U	1.0	0.10
108-88-3	Toluene	1.0	U	1.0	0.10
156-60-5	trans-1,2-Dichloroethene	1.0	U	1.0	0.10
10061-02-6	trans-1,3-Dichloropropene	1.0	U	1.0	0.10
79-01-6	Trichloroethene	0.14	J	1.0	0.10
75-01-4	Vinyl chloride	1.0	U	1.0	0.10
1330-20-7	Xylenes, Total	1.0	U	1.0	0.10

CAS NO.	SURROGATE	%REC	Q	LIMITS
17060-07-0	1,2-Dichloroethane-d4 (Surr)	111		76-114
460-00-4	Bromofluorobenzene	105		86-115
2037-26-5	Toluene-d8 (Surr)	94		88-110

FORM I
GC/MS VOA ORGANICS ANALYSIS DATA SHEET
TENTATIVELY IDENTIFIED COMPOUNDS

Lab Name: TestAmerica Edison Job No.: 460-107721-1

SDG No.:

Client Sample ID: MW-43MU-XX Lab Sample ID: 460-107721-8

Matrix: Water Lab File ID: V43869.D

Analysis Method: OLM04.2/VOL Date Collected: 01/14/2016 15:20

Sample wt/vol: 5(mL) Date Analyzed: 01/20/2016 22:26

Soil Aliquot Vol: Dilution Factor: 1

Soil Extract Vol.: GC Column: Rtx-624 ID: 0.25(mm)

% Moisture: Level: (low/med) Low

Analysis Batch No.: 346773 Units: ug/L

Number TICs Found: 0 TIC Result Total: 0

CAS NO.	COMPOUND NAME	RT	RESULT	Q
	Tentatively Identified Compound		None	

FORM I
GC/MS VOA ORGANICS ANALYSIS DATA SHEET

Lab Name: TestAmerica Edison | Job No.: 460-107721-1
SDG No.:
Client Sample ID: MW-500-XX | Lab Sample ID: 460-107721-9
Matrix: Water | Lab File ID: V43876.D
Analysis Method: OLM04.2/VOL | Date Collected: 01/14/2016 12:00
Sample wt/vol: 5(mL) | Date Analyzed: 01/21/2016 01:09
Soil Aliquot Vol: | Dilution Factor: 1
Soil Extract Vol.: | GC Column: Rtx-624 ID: 0.25(mm)
% Moisture: | Level: (low/med) Low
Analysis Batch No.: 346773 | Units: ug/L

CAS NO.	COMPOUND NAME	RESULT	Q	RL	MDL
71-55-6	1,1,1-Trichloroethane	1.0	U	1.0	0.10
79-34-5	1,1,2,2-Tetrachloroethane	1.0	U	1.0	0.10
76-13-1	1,1,2-Trichloro-1,2,2-trifluoroethane	19		1.0	0.10
79-00-5	1,1,2-Trichloroethane	0.32	J	1.0	0.10
75-34-3	1,1-Dichloroethane	1.0	U	1.0	0.10
75-35-4	1,1-Dichloroethene	0.65	J	1.0	0.10
120-82-1	1,2,4-Trichlorobenzene	1.0	U	1.0	0.10
96-12-8	1,2-Dibromo-3-Chloropropane	1.0	U	1.0	0.10
106-93-4	1,2-Dibromoethane	1.0	U	1.0	0.10
95-50-1	1,2-Dichlorobenzene	1.0	U	1.0	0.10
107-06-2	1,2-Dichloroethane	1.0		1.0	0.10
78-87-5	1,2-Dichloropropane	0.42	J	1.0	0.10
541-73-1	1,3-Dichlorobenzene	1.0	U	1.0	0.10
106-46-7	1,4-Dichlorobenzene	1.0	U	1.0	0.10
591-78-6	2-Hexanone	1.0	U	1.0	0.10
67-64-1	Acetone	1.0	U	1.0	0.10
71-43-2	Benzene	1.0	U	1.0	0.10
75-27-4	Bromodichloromethane	1.0	U	1.0	0.10
75-25-2	Bromoform	1.0	U	1.0	0.10
74-83-9	Bromomethane	1.0	U	1.0	0.10
75-15-0	Carbon disulfide	1.0	U	1.0	0.10
56-23-5	Carbon tetrachloride	1.0	U	1.0	0.10
108-90-7	Chlorobenzene	1.0	U	1.0	0.10
75-45-6	Chlorodifluoromethane	5.0		1.0	0.10
75-00-3	Chloroethane	1.0	U	1.0	0.10
67-66-3	Chloroform	1.0		1.0	0.10
74-87-3	Chloromethane	1.0	U	1.0	0.10
156-59-2	cis-1,2-Dichloroethene	420	E	1.0	0.10
10061-01-5	cis-1,3-Dichloropropene	1.0	U	1.0	0.10
110-82-7	Cyclohexane	1.0	U	1.0	0.10
124-48-1	Dibromochloromethane	1.0	U	1.0	0.10
75-71-8	Dichlorodifluoromethane	1.0	U	1.0	0.10
100-41-4	Ethylbenzene	1.0	U	1.0	0.10
75-69-4	Freon 11	0.25	J	1.0	0.10
76-15-3	Freon 115	1.0	U	1.0	0.10

FORM I
GC/MS VOA ORGANICS ANALYSIS DATA SHEET

Lab Name: TestAmerica Edison | Job No.: 460-107721-1

SDG No.:

Client Sample ID: MW-500-XX | Lab Sample ID: 460-107721-9

Matrix: Water | Lab File ID: V43876.D

Analysis Method: OLM04.2/VOL | Date Collected: 01/14/2016 12:00

Sample wt/vol: 5(mL) | Date Analyzed: 01/21/2016 01:09

Soil Aliquot Vol: | Dilution Factor: 1

Soil Extract Vol.: | GC Column: Rtx-624 ID: 0.25(mm)

% Moisture: | Level: (low/med) Low

Analysis Batch No.: 346773 | Units: ug/L

CAS NO.	COMPOUND NAME	RESULT	Q	RL	MDL
306-83-2	Freon 123	1.0	U	1.0	0.10
75-37-6	Freon 152a	1.0	U	1.0	0.10
98-82-8	Isopropylbenzene	1.0	U	1.0	0.10
179601-23-1	m&p-Xylene	1.0	U	1.0	0.10
79-20-9	Methyl acetate	1.0	U	1.0	0.10
78-93-3	Methyl ethyl ketone (MEK)	1.0	U	1.0	0.10
108-10-1	Methyl isobutyl ketone (MIBK)	1.0	U	1.0	0.10
1634-04-4	Methyl tert-butyl ether	0.13	J	1.0	0.10
108-87-2	Methylcyclohexane	1.0	U	1.0	0.10
75-09-2	Methylene Chloride	1.0	U	1.0	0.10
95-47-6	o-Xylene	1.0	U	1.0	0.10
100-42-5	Styrene	1.0	U	1.0	0.10
127-18-4	Tetrachloroethene	41		1.0	0.10
108-88-3	Toluene	1.0	U	1.0	0.10
156-60-5	trans-1,2-Dichloroethene	9.7		1.0	0.10
10061-02-6	trans-1,3-Dichloropropene	1.0	U	1.0	0.10
79-01-6	Trichloroethene	99		1.0	0.10
75-01-4	Vinyl chloride	1.0	U	1.0	0.10
1330-20-7	Xylenes, Total	1.0	U	1.0	0.10

CAS NO.	SURROGATE	%REC	Q	LIMITS
17060-07-0	1,2-Dichloroethane-d4 (Surr)	110		76-114
460-00-4	Bromofluorobenzene	109		86-115
2037-26-5	Toluene-d8 (Surr)	93		88-110

FORM I
GC/MS VOA ORGANICS ANALYSIS DATA SHEET
TENTATIVELY IDENTIFIED COMPOUNDS

Lab Name: TestAmerica Edison Job No.: 460-107721-1

SDG No.:

Client Sample ID: MW-500-XX Lab Sample ID: 460-107721-9

Matrix: Water Lab File ID: V43876.D

Analysis Method: OLM04.2/VOL Date Collected: 01/14/2016 12:00

Sample wt/vol: 5(mL) Date Analyzed: 01/21/2016 01:09

Soil Aliquot Vol: Dilution Factor: 1

Soil Extract Vol.: GC Column: Rtx-624 ID: 0.25(mm)

% Moisture: Level: (low/med) Low

Analysis Batch No.: 346773 Units: ug/L

Number TICs Found: 0 TIC Result Total: 0

CAS NO.	COMPOUND NAME	RT	RESULT	Q
	Tentatively Identified Compound		None	

FORM I
GC/MS VOA ORGANICS ANALYSIS DATA SHEET

Lab Name: TestAmerica Edison | Job No.: 460-107721-1

SDG No.:

Client Sample ID: MW-500-XX DL | Lab Sample ID: 460-107721-9 DL

Matrix: Water | Lab File ID: V43937.D

Analysis Method: OLM04.2/VOL | Date Collected: 01/14/2016 12:00

Sample wt/vol: 5(mL) | Date Analyzed: 01/22/2016 23:12

Soil Aliquot Vol: | Dilution Factor: 5

Soil Extract Vol.: | GC Column: Rtx-624 ID: 0.25(mm)

% Moisture: | Level: (low/med) Low

Analysis Batch No.: 347228 | Units: ug/L

CAS NO.	COMPOUND NAME	RESULT	Q	RL	MDL
71-55-6	1,1,1-Trichloroethane	5.0	U	5.0	0.50
79-34-5	1,1,2,2-Tetrachloroethane	5.0	U	5.0	0.50
76-13-1	1,1,2-Trichloro-1,2,2-trifluoroethane	11	D	5.0	0.50
79-00-5	1,1,2-Trichloroethane	5.0	U	5.0	0.50
75-34-3	1,1-Dichloroethane	5.0	U	5.0	0.50
75-35-4	1,1-Dichloroethene	5.0	U	5.0	0.50
120-82-1	1,2,4-Trichlorobenzene	5.0	U	5.0	0.50
96-12-8	1,2-Dibromo-3-Chloropropane	5.0	U	5.0	0.50
106-93-4	1,2-Dibromoethane	5.0	U	5.0	0.50
95-50-1	1,2-Dichlorobenzene	5.0	U	5.0	0.50
107-06-2	1,2-Dichloroethane	0.84	J D	5.0	0.50
78-87-5	1,2-Dichloropropane	5.0	U	5.0	0.50
541-73-1	1,3-Dichlorobenzene	5.0	U	5.0	0.50
106-46-7	1,4-Dichlorobenzene	5.0	U	5.0	0.50
591-78-6	2-Hexanone	5.0	U	5.0	0.50
67-64-1	Acetone	5.0	U	5.0	0.50
71-43-2	Benzene	5.0	U	5.0	0.50
75-27-4	Bromodichloromethane	5.0	U	5.0	0.50
75-25-2	Bromoform	5.0	U	5.0	0.50
74-83-9	Bromomethane	5.0	U	5.0	0.50
75-15-0	Carbon disulfide	5.0	U	5.0	0.50
56-23-5	Carbon tetrachloride	5.0	U	5.0	0.50
108-90-7	Chlorobenzene	5.0	U	5.0	0.50
75-45-6	Chlorodifluoromethane	3.8	J D	5.0	0.50
75-00-3	Chloroethane	5.0	U	5.0	0.50
67-66-3	Chloroform	0.89	J D	5.0	0.50
74-87-3	Chloromethane	5.0	U	5.0	0.50
156-59-2	cis-1,2-Dichloroethene	340	D	5.0	0.50
10061-01-5	cis-1,3-Dichloropropene	5.0	U	5.0	0.50
110-82-7	Cyclohexane	5.0	U	5.0	0.50
124-48-1	Dibromochloromethane	5.0	U	5.0	0.50
75-71-8	Dichlorodifluoromethane	5.0	U	5.0	0.50
100-41-4	Ethylbenzene	5.0	U	5.0	0.50
75-69-4	Freon 11	5.0	U	5.0	0.50
76-15-3	Freon 115	5.0	U	5.0	0.50

FORM I
GC/MS VOA ORGANICS ANALYSIS DATA SHEET

Lab Name: TestAmerica Edison | Job No.: 460-107721-1

SDG No.:

Client Sample ID: MW-500-XX DL | Lab Sample ID: 460-107721-9 DL

Matrix: Water | Lab File ID: V43937.D

Analysis Method: OLM04.2/VOL | Date Collected: 01/14/2016 12:00

Sample wt/vol: 5(mL) | Date Analyzed: 01/22/2016 23:12

Soil Aliquot Vol: | Dilution Factor: 5

Soil Extract Vol.: | GC Column: Rtx-624 ID: 0.25(mm)

% Moisture: | Level: (low/med) Low

Analysis Batch No.: 347228 | Units: ug/L

CAS NO.	COMPOUND NAME	RESULT	Q	RL	MDL
306-83-2	Freon 123	5.0	U	5.0	0.50
75-37-6	Freon 152a	5.0	U	5.0	0.50
98-82-8	Isopropylbenzene	5.0	U	5.0	0.50
179601-23-1	m&p-Xylene	5.0	U	5.0	0.50
79-20-9	Methyl acetate	5.0	U	5.0	0.50
78-93-3	Methyl ethyl ketone (MEK)	5.0	U	5.0	0.50
108-10-1	Methyl isobutyl ketone (MIBK)	5.0	U	5.0	0.50
1634-04-4	Methyl tert-butyl ether	5.0	U	5.0	0.50
108-87-2	Methylcyclohexane	5.0	U	5.0	0.50
75-09-2	Methylene Chloride	5.0	U	5.0	0.50
95-47-6	o-Xylene	5.0	U	5.0	0.50
100-42-5	Styrene	5.0	U	5.0	0.50
127-18-4	Tetrachloroethene	34	D	5.0	0.50
108-88-3	Toluene	5.0	U	5.0	0.50
156-60-5	trans-1,2-Dichloroethene	7.1	D	5.0	0.50
10061-02-6	trans-1,3-Dichloropropene	5.0	U	5.0	0.50
79-01-6	Trichloroethene	80	D	5.0	0.50
75-01-4	Vinyl chloride	5.0	U	5.0	0.50
1330-20-7	Xylenes, Total	5.0	U	5.0	0.50

CAS NO.	SURROGATE	%REC	Q	LIMITS
17060-07-0	1,2-Dichloroethane-d4 (Surr)	105	D	76-114
460-00-4	Bromofluorobenzene	97	D	86-115
2037-26-5	Toluene-d8 (Surr)	101	D	88-110

FORM I
GC/MS VOA ORGANICS ANALYSIS DATA SHEET
TENTATIVELY IDENTIFIED COMPOUNDS

Lab Name: TestAmerica Edison Job No.: 460-107721-1

SDG No.:

Client Sample ID: MW-500-XX DL Lab Sample ID: 460-107721-9 DL

Matrix: Water Lab File ID: V43937.D

Analysis Method: OLM04.2/VOL Date Collected: 01/14/2016 12:00

Sample wt/vol: 5(mL) Date Analyzed: 01/22/2016 23:12

Soil Aliquot Vol: Dilution Factor: 5

Soil Extract Vol.: GC Column: Rtx-624 ID: 0.25(mm)

% Moisture: Level: (low/med) Low

Analysis Batch No.: 347228 Units: ug/L

Number TICs Found: 0 TIC Result Total: 0

CAS NO.	COMPOUND NAME	RT	RESULT	Q
	Tentatively Identified Compound		*None*	

FORM I
GC/MS VOA ORGANICS ANALYSIS DATA SHEET

Lab Name: TestAmerica Edison | Job No.: 460-107721-1

SDG No.:

Client Sample ID: SW-N13000-XX | Lab Sample ID: 460-107721-10

Matrix: Water | Lab File ID: V43908.D

Analysis Method: OLM04.2/VOL | Date Collected: 01/15/2016 09:28

Sample wt/vol: 5(mL) | Date Analyzed: 01/22/2016 03:02

Soil Aliquot Vol: | Dilution Factor: 1

Soil Extract Vol.: | GC Column: Rtx-624 ID: 0.25(mm)

% Moisture: | Level: (low/med) Low

Analysis Batch No.: 347048 | Units: ug/L

CAS NO.	COMPOUND NAME	RESULT	Q	RL	MDL
71-55-6	1,1,1-Trichloroethane	1.0	U	1.0	0.10
79-34-5	1,1,2,2-Tetrachloroethane	1.0	U	1.0	0.10
76-13-1	1,1,2-Trichloro-1,2,2-trifluoroethane	0.39	J	1.0	0.10
79-00-5	1,1,2-Trichloroethane	1.0	U	1.0	0.10
75-34-3	1,1-Dichloroethane	1.0	U	1.0	0.10
75-35-4	1,1-Dichloroethene	0.30	J	1.0	0.10
120-82-1	1,2,4-Trichlorobenzene	1.0	U	1.0	0.10
96-12-8	1,2-Dibromo-3-Chloropropane	1.0	U	1.0	0.10
106-93-4	1,2-Dibromoethane	1.0	U	1.0	0.10
95-50-1	1,2-Dichlorobenzene	1.0	U	1.0	0.10
107-06-2	1,2-Dichloroethane	1.0	U	1.0	0.10
78-87-5	1,2-Dichloropropane	1.0	U	1.0	0.10
541-73-1	1,3-Dichlorobenzene	1.0	U	1.0	0.10
106-46-7	1,4-Dichlorobenzene	1.0	U	1.0	0.10
591-78-6	2-Hexanone	1.0	U	1.0	0.10
67-64-1	Acetone	1.0	U	1.0	0.10
71-43-2	Benzene	1.0	U	1.0	0.10
75-27-4	Bromodichloromethane	1.0	U	1.0	0.10
75-25-2	Bromoform	1.0	U	1.0	0.10
74-83-9	Bromomethane	1.0	U	1.0	0.10
75-15-0	Carbon disulfide	1.0	U	1.0	0.10
56-23-5	Carbon tetrachloride	1.0	U	1.0	0.10
108-90-7	Chlorobenzene	1.0	U	1.0	0.10
75-45-6	Chlorodifluoromethane	0.60	J	1.0	0.10
75-00-3	Chloroethane	1.0	U	1.0	0.10
67-66-3	Chloroform	1.0	U	1.0	0.10
74-87-3	Chloromethane	1.0	U	1.0	0.10
156-59-2	cis-1,2-Dichloroethene	4.1		1.0	0.10
10061-01-5	cis-1,3-Dichloropropene	1.0	U	1.0	0.10
110-82-7	Cyclohexane	1.0	U	1.0	0.10
124-48-1	Dibromochloromethane	1.0	U	1.0	0.10
75-71-8	Dichlorodifluoromethane	1.0	U	1.0	0.10
100-41-4	Ethylbenzene	1.0	U	1.0	0.10
75-69-4	Freon 11	1.0	U	1.0	0.10
76-15-3	Freon 115	1.0	U	1.0	0.10

FORM I
GC/MS VOA ORGANICS ANALYSIS DATA SHEET

Lab Name: TestAmerica Edison | Job No.: 460-107721-1

SDG No.:

Client Sample ID: SW-N13000-XX | Lab Sample ID: 460-107721-10

Matrix: Water | Lab File ID: V43908.D

Analysis Method: OLM04.2/VOL | Date Collected: 01/15/2016 09:28

Sample wt/vol: 5(mL) | Date Analyzed: 01/22/2016 03:02

Soil Aliquot Vol: | Dilution Factor: 1

Soil Extract Vol.: | GC Column: Rtx-624 ID: 0.25(mm)

% Moisture: | Level: (low/med) Low

Analysis Batch No.: 347048 | Units: ug/L

CAS NO.	COMPOUND NAME	RESULT	Q	RL	MDL
306-83-2	Freon 123	1.0	U	1.0	0.10
75-37-6	Freon 152a	1.0	U	1.0	0.10
98-82-8	Isopropylbenzene	1.0	U	1.0	0.10
179601-23-1	m&p-Xylene	1.0	U	1.0	0.10
79-20-9	Methyl acetate	1.0	U	1.0	0.10
78-93-3	Methyl ethyl ketone (MEK)	1.0	U	1.0	0.10
108-10-1	Methyl isobutyl ketone (MIBK)	1.0	U	1.0	0.10
1634-04-4	Methyl tert-butyl ether	1.0	U	1.0	0.10
108-87-2	Methylcyclohexane	1.0	U	1.0	0.10
75-09-2	Methylene Chloride	1.0	U	1.0	0.10
95-47-6	o-Xylene	1.0	U	1.0	0.10
100-42-5	Styrene	1.0	U	1.0	0.10
127-18-4	Tetrachloroethene	1.0		1.0	0.10
108-88-3	Toluene	1.0	U	1.0	0.10
156-60-5	trans-1,2-Dichloroethene	1.0	U	1.0	0.10
10061-02-6	trans-1,3-Dichloropropene	1.0	U	1.0	0.10
79-01-6	Trichloroethene	1.6		1.0	0.10
75-01-4	Vinyl chloride	1.0	U	1.0	0.10
1330-20-7	Xylenes, Total	1.0	U	1.0	0.10

CAS NO.	SURROGATE	%REC	Q	LIMITS
17060-07-0	1,2-Dichloroethane-d4 (Surr)	111		76-114
460-00-4	Bromofluorobenzene	100		86-115
2037-26-5	Toluene-d8 (Surr)	100		88-110

FORM I
GC/MS VOA ORGANICS ANALYSIS DATA SHEET
TENTATIVELY IDENTIFIED COMPOUNDS

Lab Name: TestAmerica Edison Job No.: 460-107721-1

SDG No.:

Client Sample ID: SW-N13000-XX Lab Sample ID: 460-107721-10

Matrix: Water Lab File ID: V43908.D

Analysis Method: OLM04.2/VOL Date Collected: 01/15/2016 09:28

Sample wt/vol: 5(mL) Date Analyzed: 01/22/2016 03:02

Soil Aliquot Vol: Dilution Factor: 1

Soil Extract Vol.: GC Column: Rtx-624 ID: 0.25(mm)

% Moisture: Level: (low/med) Low

Analysis Batch No.: 347048 Units: ug/L

Number TICs Found: 0 TIC Result Total: 0

CAS NO.	COMPOUND NAME	RT	RESULT	Q
	Tentatively Identified Compound		None	

FORM I
GC/MS VOA ORGANICS ANALYSIS DATA SHEET

Lab Name: TestAmerica Edison | Job No.: 460-107721-1

SDG No.:

Client Sample ID: SW-N12999-XX | Lab Sample ID: 460-107721-11

Matrix: Water | Lab File ID: V43909.D

Analysis Method: OLM04.2/VOL | Date Collected: 01/15/2016 10:12

Sample wt/vol: 5(mL) | Date Analyzed: 01/22/2016 03:25

Soil Aliquot Vol: | Dilution Factor: 1

Soil Extract Vol.: | GC Column: Rtx-624 ID: 0.25(mm)

% Moisture: | Level: (low/med) Low

Analysis Batch No.: 347048 | Units: ug/L

CAS NO.	COMPOUND NAME	RESULT	Q	RL	MDL
71-55-6	1,1,1-Trichloroethane	1.0	U	1.0	0.10
79-34-5	1,1,2,2-Tetrachloroethane	1.0	U	1.0	0.10
76-13-1	1,1,2-Trichloro-1,2,2-trifluoroethane	0.17	J	1.0	0.10
79-00-5	1,1,2-Trichloroethane	1.0	U	1.0	0.10
75-34-3	1,1-Dichloroethane	1.0	U	1.0	0.10
75-35-4	1,1-Dichloroethene	0.32	J	1.0	0.10
120-82-1	1,2,4-Trichlorobenzene	1.0	U	1.0	0.10
96-12-8	1,2-Dibromo-3-Chloropropane	1.0	U	1.0	0.10
106-93-4	1,2-Dibromoethane	1.0	U	1.0	0.10
95-50-1	1,2-Dichlorobenzene	1.0	U	1.0	0.10
107-06-2	1,2-Dichloroethane	1.0	U	1.0	0.10
78-87-5	1,2-Dichloropropane	1.0	U	1.0	0.10
541-73-1	1,3-Dichlorobenzene	1.0	U	1.0	0.10
106-46-7	1,4-Dichlorobenzene	1.0	U	1.0	0.10
591-78-6	2-Hexanone	1.0	U	1.0	0.10
67-64-1	Acetone	1.0	U	1.0	0.10
71-43-2	Benzene	1.0	U	1.0	0.10
75-27-4	Bromodichloromethane	1.0	U	1.0	0.10
75-25-2	Bromoform	1.0	U	1.0	0.10
74-83-9	Bromomethane	1.0	U	1.0	0.10
75-15-0	Carbon disulfide	1.0	U	1.0	0.10
56-23-5	Carbon tetrachloride	1.0	U	1.0	0.10
108-90-7	Chlorobenzene	1.0	U	1.0	0.10
75-45-6	Chlorodifluoromethane	1.0	U	1.0	0.10
75-00-3	Chloroethane	1.0	U	1.0	0.10
67-66-3	Chloroform	1.0	U	1.0	0.10
74-87-3	Chloromethane	1.0	U	1.0	0.10
156-59-2	cis-1,2-Dichloroethene	0.23	J	1.0	0.10
10061-01-5	cis-1,3-Dichloropropene	1.0	U	1.0	0.10
110-82-7	Cyclohexane	1.0	U	1.0	0.10
124-48-1	Dibromochloromethane	1.0	U	1.0	0.10
75-71-8	Dichlorodifluoromethane	1.0	U	1.0	0.10
100-41-4	Ethylbenzene	1.0	U	1.0	0.10
75-69-4	Freon 11	1.0	U	1.0	0.10
76-15-3	Freon 115	1.0	U	1.0	0.10

FORM I
GC/MS VOA ORGANICS ANALYSIS DATA SHEET

Lab Name: TestAmerica Edison | Job No.: 460-107721-1

SDG No.:

Client Sample ID: SW-N12999-XX | Lab Sample ID: 460-107721-11

Matrix: Water | Lab File ID: V43909.D

Analysis Method: OLM04.2/VOL | Date Collected: 01/15/2016 10:12

Sample wt/vol: 5(mL) | Date Analyzed: 01/22/2016 03:25

Soil Aliquot Vol: | Dilution Factor: 1

Soil Extract Vol.: | GC Column: Rtx-624 ID: 0.25(mm)

% Moisture: | Level: (low/med) Low

Analysis Batch No.: 347048 | Units: ug/L

CAS NO.	COMPOUND NAME	RESULT	Q	RL	MDL
306-83-2	Freon 123	1.0	U	1.0	0.10
75-37-6	Freon 152a	1.0	U	1.0	0.10
98-82-8	Isopropylbenzene	1.0	U	1.0	0.10
179601-23-1	m&p-Xylene	1.0	U	1.0	0.10
79-20-9	Methyl acetate	1.0	U	1.0	0.10
78-93-3	Methyl ethyl ketone (MEK)	1.0	U	1.0	0.10
108-10-1	Methyl isobutyl ketone (MIBK)	1.0	U	1.0	0.10
1634-04-4	Methyl tert-butyl ether	0.15	J	1.0	0.10
108-87-2	Methylcyclohexane	1.0	U	1.0	0.10
75-09-2	Methylene Chloride	1.0	U	1.0	0.10
95-47-6	o-Xylene	1.0	U	1.0	0.10
100-42-5	Styrene	1.0	U	1.0	0.10
127-18-4	Tetrachloroethene	0.21	J	1.0	0.10
108-88-3	Toluene	1.0	U	1.0	0.10
156-60-5	trans-1,2-Dichloroethene	1.0	U	1.0	0.10
10061-02-6	trans-1,3-Dichloropropene	1.0	U	1.0	0.10
79-01-6	Trichloroethene	0.56	J	1.0	0.10
75-01-4	Vinyl chloride	1.0	U	1.0	0.10
1330-20-7	Xylenes, Total	1.0	U	1.0	0.10

CAS NO.	SURROGATE	%REC	Q	LIMITS
17060-07-0	1,2-Dichloroethane-d4 (Surr)	109		76-114
460-00-4	Bromofluorobenzene	101		86-115
2037-26-5	Toluene-d8 (Surr)	100		88-110

FORM I
GC/MS VOA ORGANICS ANALYSIS DATA SHEET
TENTATIVELY IDENTIFIED COMPOUNDS

Lab Name: TestAmerica Edison Job No.: 460-107721-1

SDG No.:

Client Sample ID: SW-N12999-XX Lab Sample ID: 460-107721-11

Matrix: Water Lab File ID: V43909.D

Analysis Method: OLM04.2/VOL Date Collected: 01/15/2016 10:12

Sample wt/vol: 5(mL) Date Analyzed: 01/22/2016 03:25

Soil Aliquot Vol: Dilution Factor: 1

Soil Extract Vol.: GC Column: Rtx-624 ID: 0.25(mm)

% Moisture: Level: (low/med) Low

Analysis Batch No.: 347048 Units: ug/L

Number TICs Found: 0 TIC Result Total: 0

CAS NO.	COMPOUND NAME	RT	RESULT	Q
	Tentatively Identified Compound		None	

FORM I
GC/MS VOA ORGANICS ANALYSIS DATA SHEET

Lab Name: TestAmerica Edison | Job No.: 460-107721-1

SDG No.:

Client Sample ID: SW-N5099-XX | Lab Sample ID: 460-107721-12

Matrix: Water | Lab File ID: V43915.D

Analysis Method: OLM04.2/VOL | Date Collected: 01/15/2016 11:05

Sample wt/vol: 5(mL) | Date Analyzed: 01/22/2016 05:44

Soil Aliquot Vol: | Dilution Factor: 1

Soil Extract Vol.: | GC Column: Rtx-624 ID: 0.25(mm)

% Moisture: | Level: (low/med) Low

Analysis Batch No.: 347048 | Units: ug/L

CAS NO.	COMPOUND NAME	RESULT	Q	RL	MDL
71-55-6	1,1,1-Trichloroethane	1.0	U	1.0	0.10
79-34-5	1,1,2,2-Tetrachloroethane	1.0	U	1.0	0.10
76-13-1	1,1,2-Trichloro-1,2,2-trifluoroethane	0.29	J	1.0	0.10
79-00-5	1,1,2-Trichloroethane	1.0	U	1.0	0.10
75-34-3	1,1-Dichloroethane	1.0	U	1.0	0.10
75-35-4	1,1-Dichloroethene	1.0	U	1.0	0.10
120-82-1	1,2,4-Trichlorobenzene	1.0	U	1.0	0.10
96-12-8	1,2-Dibromo-3-Chloropropane	1.0	U	1.0	0.10
106-93-4	1,2-Dibromoethane	1.0	U	1.0	0.10
95-50-1	1,2-Dichlorobenzene	1.0	U	1.0	0.10
107-06-2	1,2-Dichloroethane	1.0	U	1.0	0.10
78-87-5	1,2-Dichloropropane	1.0	U	1.0	0.10
541-73-1	1,3-Dichlorobenzene	1.0	U	1.0	0.10
106-46-7	1,4-Dichlorobenzene	1.0	U	1.0	0.10
591-78-6	2-Hexanone	1.0	U	1.0	0.10
67-64-1	Acetone	1.0	U	1.0	0.10
71-43-2	Benzene	1.0	U	1.0	0.10
75-27-4	Bromodichloromethane	1.0	U	1.0	0.10
75-25-2	Bromoform	1.0	U	1.0	0.10
74-83-9	Bromomethane	1.0	U	1.0	0.10
75-15-0	Carbon disulfide	1.0	U	1.0	0.10
56-23-5	Carbon tetrachloride	1.0	U	1.0	0.10
108-90-7	Chlorobenzene	1.0	U	1.0	0.10
75-45-6	Chlorodifluoromethane	1.0	U	1.0	0.10
75-00-3	Chloroethane	1.0	U	1.0	0.10
67-66-3	Chloroform	1.0	U	1.0	0.10
74-87-3	Chloromethane	1.0	U	1.0	0.10
156-59-2	cis-1,2-Dichloroethene	2.9		1.0	0.10
10061-01-5	cis-1,3-Dichloropropene	1.0	U	1.0	0.10
110-82-7	Cyclohexane	1.0	U	1.0	0.10
124-48-1	Dibromochloromethane	1.0	U	1.0	0.10
75-71-8	Dichlorodifluoromethane	1.0	U	1.0	0.10
100-41-4	Ethylbenzene	1.0	U	1.0	0.10
75-69-4	Freon 11	0.13	J	1.0	0.10
76-15-3	Freon 115	1.0	U	1.0	0.10

FORM I
GC/MS VOA ORGANICS ANALYSIS DATA SHEET

Lab Name: TestAmerica Edison | Job No.: 460-107721-1
SDG No.:
Client Sample ID: SW-N5099-XX | Lab Sample ID: 460-107721-12
Matrix: Water | Lab File ID: V43915.D
Analysis Method: OLM04.2/VOL | Date Collected: 01/15/2016 11:05
Sample wt/vol: 5(mL) | Date Analyzed: 01/22/2016 05:44
Soil Aliquot Vol: | Dilution Factor: 1
Soil Extract Vol.: | GC Column: Rtx-624 ID: 0.25(mm)
% Moisture: | Level: (low/med) Low
Analysis Batch No.: 347048 | Units: ug/L

CAS NO.	COMPOUND NAME	RESULT	Q	RL	MDL
306-83-2	Freon 123	1.0	U	1.0	0.10
75-37-6	Freon 152a	1.0	U	1.0	0.10
98-82-8	Isopropylbenzene	1.0	U	1.0	0.10
179601-23-1	m&p-Xylene	1.0	U	1.0	0.10
79-20-9	Methyl acetate	1.0	U	1.0	0.10
78-93-3	Methyl ethyl ketone (MEK)	1.0	U	1.0	0.10
108-10-1	Methyl isobutyl ketone (MIBK)	1.0	U	1.0	0.10
1634-04-4	Methyl tert-butyl ether	1.0	U	1.0	0.10
108-87-2	Methylcyclohexane	1.0	U	1.0	0.10
75-09-2	Methylene Chloride	1.0	U	1.0	0.10
95-47-6	o-Xylene	1.0	U	1.0	0.10
100-42-5	Styrene	1.0	U	1.0	0.10
127-18-4	Tetrachloroethene	0.73	J	1.0	0.10
108-88-3	Toluene	1.0	U	1.0	0.10
156-60-5	trans-1,2-Dichloroethene	1.0	U	1.0	0.10
10061-02-6	trans-1,3-Dichloropropene	1.0	U	1.0	0.10
79-01-6	Trichloroethene	2.6		1.0	0.10
75-01-4	Vinyl chloride	1.0	U	1.0	0.10
1330-20-7	Xylenes, Total	1.0	U	1.0	0.10

CAS NO.	SURROGATE	%REC	Q	LIMITS
17060-07-0	1,2-Dichloroethane-d4 (Surr)	111		76-114
460-00-4	Bromofluorobenzene	100		86-115
2037-26-5	Toluene-d8 (Surr)	99		88-110

FORM I
GC/MS VOA ORGANICS ANALYSIS DATA SHEET
TENTATIVELY IDENTIFIED COMPOUNDS

Lab Name: TestAmerica Edison Job No.: 460-107721-1

SDG No.:

Client Sample ID: SW-N5099-XX Lab Sample ID: 460-107721-12

Matrix: Water Lab File ID: V43915.D

Analysis Method: OLM04.2/VOL Date Collected: 01/15/2016 11:05

Sample wt/vol: 5(mL) Date Analyzed: 01/22/2016 05:44

Soil Aliquot Vol: Dilution Factor: 1

Soil Extract Vol.: GC Column: Rtx-624 ID: 0.25(mm)

% Moisture: Level: (low/med) Low

Analysis Batch No.: 347048 Units: ug/L

Number TICs Found: 0 TIC Result Total: 0

CAS NO.	COMPOUND NAME	RT	RESULT	Q
	Tentatively Identified Compound		None	

FORM I
GC/MS VOA ORGANICS ANALYSIS DATA SHEET

Lab Name: TestAmerica Edison | Job No.: 460-107721-1

SDG No.:

Client Sample ID: MW-51ML-XX | Lab Sample ID: 460-107721-13

Matrix: Water | Lab File ID: V43910.D

Analysis Method: OLM04.2/VOL | Date Collected: 01/15/2016 10:15

Sample wt/vol: 5(mL) | Date Analyzed: 01/22/2016 03:48

Soil Aliquot Vol: | Dilution Factor: 1

Soil Extract Vol.: | GC Column: Rtx-624 ID: 0.25(mm)

% Moisture: | Level: (low/med) Low

Analysis Batch No.: 347048 | Units: ug/L

CAS NO.	COMPOUND NAME	RESULT	Q	RL	MDL
156-59-2	cis-1,2-Dichloroethene	2.8		1.0	0.10
127-18-4	Tetrachloroethene	0.41	J	1.0	0.10
79-01-6	Trichloroethene	1.1		1.0	0.10
76-13-1	Freon 113	0.16	J	1.0	0.10

CAS NO.	SURROGATE	%REC	Q	LIMITS
17060-07-0	1,2-Dichloroethane-d4 (Surr)	111		76-114
460-00-4	Bromofluorobenzene	102		86-115
2037-26-5	Toluene-d8 (Surr)	99		88-110

FORM I
GC/MS VOA ORGANICS ANALYSIS DATA SHEET

Lab Name: TestAmerica Edison | Job No.: 460-107721-1

SDG No.:

Client Sample ID: MW-51MI-XX | Lab Sample ID: 460-107721-14

Matrix: Water | Lab File ID: V43911.D

Analysis Method: OLM04.2/VOL | Date Collected: 01/15/2016 11:15

Sample wt/vol: 5(mL) | Date Analyzed: 01/22/2016 04:11

Soil Aliquot Vol: | Dilution Factor: 1

Soil Extract Vol.: | GC Column: Rtx-624 ID: 0.25(mm)

% Moisture: | Level: (low/med) Low

Analysis Batch No.: 347048 | Units: ug/L

CAS NO.	COMPOUND NAME	RESULT	Q	RL	MDL
156-59-2	cis-1,2-Dichloroethene	50		1.0	0.10
127-18-4	Tetrachloroethene	4.6		1.0	0.10
79-01-6	Trichloroethene	15		1.0	0.10
76-13-1	Freon 113	3.2		1.0	0.10

CAS NO.	SURROGATE	%REC	Q	LIMITS
17060-07-0	1,2-Dichloroethane-d4 (Surr)	110		76-114
460-00-4	Bromofluorobenzene	101		86-115
2037-26-5	Toluene-d8 (Surr)	98		88-110

FORM I
HPLC/IC ORGANICS ANALYSIS DATA SHEET

Lab Name: TestAmerica Pittsburgh
Job No.: 460-107721-1
SDG No.:
Client Sample ID: QC-EB011416-XX
Lab Sample ID: 460-107721-2
Matrix: Water
Lab File ID: A-ICS2100 A 01-20.-2016A-36.d
Analysis Method: 300.0
Date Collected: 01/14/2016 09:25
Extraction Method:
Date Extracted:
Sample wt/vol: 1(mL)
Date Analyzed: 01/20/2016 23:44
Con. Extract Vol.:
Dilution Factor: 1
Injection Volume: 25(mL)
GC Column: AS-18 ID:
% Moisture:
GPC Cleanup:(Y/N) N
Analysis Batch No.: 166538
Units: mg/L

CAS NO.	COMPOUND NAME	RESULT	Q	RL	MDL
24959-67-9	Bromide	0.0025	U	0.0025	0.0022

FORM I
HPLC/IC ORGANICS ANALYSIS DATA SHEET

Lab Name: TestAmerica Pittsburgh
Job No.: 460-107721-1
SDG No.:
Client Sample ID: MW-31ML-XX
Lab Sample ID: 460-107721-4
Matrix: Water
Lab File ID: A-ICS2100 A 01-20.-2016A-28.d
Analysis Method: 300.0
Date Collected: 01/14/2016 13:48
Extraction Method:
Date Extracted:
Sample wt/vol: 1(mL)
Date Analyzed: 01/20/2016 21:40
Con. Extract Vol.: 1.0(mL)
Dilution Factor: 1
Injection Volume: 25(mL)
GC Column: AS-18 ID:
% Moisture:
GPC Cleanup:(Y/N) N
Analysis Batch No.: 166538
Units: mg/L

CAS NO.	COMPOUND NAME	RESULT	Q	RL	MDL
24959-67-9	Bromide	0.039		0.0025	0.0022

FORM I
HPLC/IC ORGANICS ANALYSIS DATA SHEET

Lab Name: TestAmerica Pittsburgh
Job No.: 460-107721-1
SDG No.:
Client Sample ID: MW-31GL-XX
Lab Sample ID: 460-107721-5
Matrix: Water
Lab File ID: A-ICS2100 A 01-20.-2016A-37.d
Analysis Method: 300.0
Date Collected: 01/14/2016 12:05
Extraction Method:
Date Extracted:
Sample wt/vol: 1(mL)
Date Analyzed: 01/21/2016 00:00
Con. Extract Vol.:
Dilution Factor: 5
Injection Volume: 25(mL)
GC Column: AS-18 ID:
% Moisture:
GPC Cleanup:(Y/N) N
Analysis Batch No.: 166538
Units: mg/L

CAS NO.	COMPOUND NAME	RESULT	Q	RL	MDL
24959-67-9	Bromide	0.19		0.013	0.011

FORM I
HPLC/IC ORGANICS ANALYSIS DATA SHEET

Lab Name: TestAmerica Pittsburgh
Job No.: 460-107721-1
SDG No.:
Client Sample ID: MW-31MI-XX
Lab Sample ID: 460-107721-6
Matrix: Water
Lab File ID: A-ICS2100 A 01-20.-2016A-32.d
Analysis Method: 300.0
Date Collected: 01/14/2016 10:42
Extraction Method:
Date Extracted:
Sample wt/vol: 1(mL)
Date Analyzed: 01/20/2016 22:42
Con. Extract Vol.:
Dilution Factor: 1
Injection Volume: 25(mL)
GC Column: AS-18 ID:
% Moisture:
GPC Cleanup:(Y/N) N
Analysis Batch No.: 166538
Units: mg/L

CAS NO.	COMPOUND NAME	RESULT	Q	RL	MDL
24959-67-9	Bromide	0.13		0.0025	0.0022

FORM I
HPLC/IC ORGANICS ANALYSIS DATA SHEET

Lab Name: TestAmerica Pittsburgh
Job No.: 460-107721-1
SDG No.:
Client Sample ID: MW-43MI-XX
Lab Sample ID: 460-107721-7
Matrix: Water
Lab File ID: A-ICS2100 A 01-20.-2016A-24.d
Analysis Method: 300.0
Date Collected: 01/14/2016 15:55
Extraction Method:
Date Extracted:
Sample wt/vol: 1(mL)
Date Analyzed: 01/20/2016 20:38
Con. Extract Vol.: 1.0(mL)
Dilution Factor: 1
Injection Volume: 25(mL)
GC Column: AS-18 ID:
% Moisture:
GPC Cleanup:(Y/N) N
Analysis Batch No.: 166538
Units: mg/L

CAS NO.	COMPOUND NAME	RESULT	Q	RL	MDL
24959-67-9	Bromide	0.037		0.0025	0.0022

FORM I
HPLC/IC ORGANICS ANALYSIS DATA SHEET

Lab Name: TestAmerica Pittsburgh
Job No.: 460-107721-1
SDG No.:
Client Sample ID: MW-43MU-XX
Lab Sample ID: 460-107721-8
Matrix: Water
Lab File ID: A-ICS2100 A 01-20.-2016A-29.d
Analysis Method: 300.0
Date Collected: 01/14/2016 15:20
Extraction Method:
Date Extracted:
Sample wt/vol: 1(mL)
Date Analyzed: 01/20/2016 21:56
Con. Extract Vol.: 1.0(mL)
Dilution Factor: 1
Injection Volume: 25(mL)
GC Column: AS-18 ID:
% Moisture:
GPC Cleanup:(Y/N) N
Analysis Batch No.: 166538
Units: mg/L

CAS NO.	COMPOUND NAME	RESULT	Q	RL	MDL
24959-67-9	Bromide	0.074		0.0025	0.0022

FORM I
HPLC/IC ORGANICS ANALYSIS DATA SHEET

Lab Name: TestAmerica Pittsburgh
Job No.: 460-107721-1
SDG No.:
Client Sample ID: MW-500-XX
Lab Sample ID: 460-107721-9
Matrix: Water
Lab File ID: A-ICS2100 A 01-20.-2016A-19.d
Analysis Method: 300.0
Date Collected: 01/14/2016 12:00
Extraction Method:
Date Extracted:
Sample wt/vol: 1(mL)
Date Analyzed: 01/20/2016 19:20
Con. Extract Vol.: 1.0(mL)
Dilution Factor: 1
Injection Volume: 25(mL)
GC Column: AS-18 ID:
% Moisture:
GPC Cleanup:(Y/N) N
Analysis Batch No.: 166538
Units: mg/L

CAS NO.	COMPOUND NAME	RESULT	Q	RL	MDL
24959-67-9	Bromide	0.13		0.0025	0.0022

FORM I
HPLC/IC ORGANICS ANALYSIS DATA SHEET

Lab Name: TestAmerica Pittsburgh
Job No.: 460-107721-1
SDG No.:
Client Sample ID: SW-N13000-XX
Lab Sample ID: 460-107721-10
Matrix: Water
Lab File ID: A-ICS2100 A 01-20.-2016A-30.d
Analysis Method: 300.0
Date Collected: 01/15/2016 09:28
Extraction Method:
Date Extracted:
Sample wt/vol: 1(mL)
Date Analyzed: 01/20/2016 22:11
Con. Extract Vol.: 1.0(mL)
Dilution Factor: 1
Injection Volume: 25(mL)
GC Column: AS-18 ID:
% Moisture:
GPC Cleanup:(Y/N) N
Analysis Batch No.: 166538
Units: mg/L

CAS NO.	COMPOUND NAME	RESULT	Q	RL	MDL
24959-67-9	Bromide	0.066		0.0025	0.0022

FORM I
HPLC/IC ORGANICS ANALYSIS DATA SHEET

Lab Name: TestAmerica Pittsburgh
Job No.: 460-107721-1
SDG No.:
Client Sample ID: SW-N12999-XX
Lab Sample ID: 460-107721-11
Matrix: Water
Lab File ID: A-ICS2100 A 01-20.-2016A-31.d
Analysis Method: 300.0
Date Collected: 01/15/2016 10:12
Extraction Method:
Date Extracted:
Sample wt/vol: 1(mL)
Date Analyzed: 01/20/2016 22:27
Con. Extract Vol.: 1.0(mL)
Dilution Factor: 1
Injection Volume: 25(mL)
GC Column: AS-18 ID:
% Moisture:
GPC Cleanup:(Y/N) N
Analysis Batch No.: 166538
Units: mg/L

CAS NO.	COMPOUND NAME	RESULT	Q	RL	MDL
24959-67-9	Bromide	0.14		0.0025	0.0022

FORM I
HPLC/IC ORGANICS ANALYSIS DATA SHEET

Lab Name: TestAmerica Pittsburgh
Job No.: 460-107721-1
SDG No.:
Client Sample ID: SW-N5099-XX
Lab Sample ID: 460-107721-12
Matrix: Water
Lab File ID: A-ICS2100 A 01-20.-2016A-20.d
Analysis Method: 300.0
Date Collected: 01/15/2016 11:05
Extraction Method:
Date Extracted:
Sample wt/vol: 1(mL)
Date Analyzed: 01/20/2016 19:36
Con. Extract Vol.: 1.0(mL)
Dilution Factor: 1
Injection Volume: 25(mL)
GC Column: AS-18 ID:
% Moisture:
GPC Cleanup:(Y/N) N
Analysis Batch No.: 166538
Units: mg/L

CAS NO.	COMPOUND NAME	RESULT	Q	RL	MDL
24959-67-9	Bromide	0.20		0.0025	0.0022

1B-IN
INORGANIC ANALYSIS DATA SHEET
GENERAL CHEMISTRY

Client Sample ID: QC-EB011416-XX
Lab Sample ID: 460-107721-2
Lab Name: TestAmerica Edison
Job No.: 460-107721-1
SDG ID.:
Matrix: Water
Date Sampled: 01/14/2016 09:25
Reporting Basis: WET
Date Received: 01/15/2016 15:50

CAS No.	Analyte	Result	RL	MDL	Units	C	Q	DIL	Method
16887-00-6	Chloride	5.0	5.0	0.84	mg/L	U		1	SM 4500 Cl- B

1B-IN
INORGANIC ANALYSIS DATA SHEET
GENERAL CHEMISTRY

Client Sample ID: MW-31ML-XX
Lab Sample ID: 460-107721-4
Lab Name: TestAmerica Edison
Job No.: 460-107721-1
SDG ID.:
Matrix: Water
Date Sampled: 01/14/2016 13:48
Reporting Basis: WET
Date Received: 01/15/2016 15:50

CAS No.	Analyte	Result	RL	MDL	Units	C	Q	DIL	Method
16887-00-6	Chloride	12.0	5.0	0.84	mg/L			1	SM 4500 Cl- B

1B-IN
INORGANIC ANALYSIS DATA SHEET
GENERAL CHEMISTRY

Client Sample ID: MW-31GL-XX
Lab Sample ID: 460-107721-5
Lab Name: TestAmerica Edison
Job No.: 460-107721-1
SDG ID.:
Matrix: Water
Date Sampled: 01/14/2016 12:05
Reporting Basis: WET
Date Received: 01/15/2016 15:50

CAS No.	Analyte	Result	RL	MDL	Units	C	Q	DIL	Method
16887-00-6	Chloride	125	10.0	1.7	mg/L			2	SM 4500 Cl- B

1B-IN
INORGANIC ANALYSIS DATA SHEET
GENERAL CHEMISTRY

Client Sample ID: MW-31MI-XX
Lab Sample ID: 460-107721-6
Lab Name: TestAmerica Edison
Job No.: 460-107721-1
SDG ID.:
Matrix: Water
Date Sampled: 01/14/2016 10:42
Reporting Basis: WET
Date Received: 01/15/2016 15:50

CAS No.	Analyte	Result	RL	MDL	Units	C	Q	DIL	Method
16887-00-6	Chloride	65.5	5.0	0.84	mg/L			1	SM 4500 Cl- B

1B-IN
INORGANIC ANALYSIS DATA SHEET
GENERAL CHEMISTRY

Client Sample ID: MW-43MI-XX
Lab Sample ID: 460-107721-7
Lab Name: TestAmerica Edison
Job No.: 460-107721-1
SDG ID.:
Matrix: Water
Date Sampled: 01/14/2016 15:55
Reporting Basis: WET
Date Received: 01/15/2016 15:50

CAS No.	Analyte	Result	RL	MDL	Units	C	Q	DIL	Method
16887-00-6	Chloride	12.0	5.0	0.84	mg/L			1	SM 4500 Cl- B

1B-IN
INORGANIC ANALYSIS DATA SHEET
GENERAL CHEMISTRY

Client Sample ID: MW-43MU-XX
Lab Sample ID: 460-107721-8
Lab Name: TestAmerica Edison
Job No.: 460-107721-1
SDG ID.:
Matrix: Water
Date Sampled: 01/14/2016 15:20
Reporting Basis: WET
Date Received: 01/15/2016 15:50

CAS No.	Analyte	Result	RL	MDL	Units	C	Q	DIL	Method
16887-00-6	Chloride	12.5	5.0	0.84	mg/L			1	SM 4500 Cl- B

1B-IN
INORGANIC ANALYSIS DATA SHEET
GENERAL CHEMISTRY

Client Sample ID: MW-500-XX
Lab Sample ID: 460-107721-9
Lab Name: TestAmerica Edison
Job No.: 460-107721-1
SDG ID.:
Matrix: Water
Date Sampled: 01/14/2016 12:00
Reporting Basis: WET
Date Received: 01/15/2016 15:50

CAS No.	Analyte	Result	RL	MDL	Units	C	Q	DIL	Method
16887-00-6	Chloride	64.0	5.0	0.84	mg/L			1	SM 4500 Cl- B

1B-IN
INORGANIC ANALYSIS DATA SHEET
GENERAL CHEMISTRY

Client Sample ID: SW-N13000-XX
Lab Sample ID: 460-107721-10
Lab Name: TestAmerica Edison
Job No.: 460-107721-1
SDG ID.:
Matrix: Water
Date Sampled: 01/15/2016 09:28
Reporting Basis: WET
Date Received: 01/15/2016 15:50

CAS No.	Analyte	Result	RL	MDL	Units	C	Q	DIL	Method
16887-00-6	Chloride	35.0	5.0	0.84	mg/L			1	SM 4500 Cl- B

1B-IN
INORGANIC ANALYSIS DATA SHEET
GENERAL CHEMISTRY

Client Sample ID: SW-N12999-XX
Lab Sample ID: 460-107721-11
Lab Name: TestAmerica Edison
Job No.: 460-107721-1
SDG ID.:
Matrix: Water
Date Sampled: 01/15/2016 10:12
Reporting Basis: WET
Date Received: 01/15/2016 15:50

CAS No.	Analyte	Result	RL	MDL	Units	C	Q	DIL	Method
16887-00-6	Chloride	65.0	5.0	0.84	mg/L			1	SM 4500 Cl- B

1B-IN
INORGANIC ANALYSIS DATA SHEET
GENERAL CHEMISTRY

Client Sample ID: SW-N5099-XX
Lab Sample ID: 460-107721-12
Lab Name: TestAmerica Edison
Job No.: 460-107721-1
SDG ID.:
Matrix: Water
Date Sampled: 01/15/2016 11:05
Reporting Basis: WET
Date Received: 01/15/2016 15:50

CAS No.	Analyte	Result	RL	MDL	Units	C	Q	DIL	Method
16887-00-6	Chloride	25.0	5.0	0.84	mg/L			1	SM 4500 Cl- B

Appendix C

Support Documentation

CASE NARRATIVE

Client: Tetra Tech GEO

Project: LMC Great Neck

Report Number: 460-107721-1

This case narrative is in the form of an exception report, where only the anomalies related to this report, method specific performance and/or QA/QC issues are discussed. If there are no issues to report, this narrative will include a statement that documents that there are no relevant data issues.

It should be noted that samples with elevated Reporting Limits (RLs) as a result of a dilution may not be able to satisfy customer reporting limits in some cases. Such increases in the RLs are unavoidable but acceptable consequence of sample dilution that enables quantification of target analytes or interferences which exceed the calibration range of the instrument.

Calculations are performed before rounding to avoid round-off errors in calculated results.

All holding times were met and proper preservation noted for the methods performed on these samples, unless otherwise detailed in the individual sections below.

RECEIPT
The samples were received on 1/15/2016 3:50 PM; the samples arrived in good condition, properly preserved and, where required, on ice. The temperature of the cooler at receipt was 2.4º C.

Receipt Exceptions

No sample volume was provided for the following samples for the Bromide and Chloride analysis: MW-35GL-XX (460-107721-3).

Method(s) 300.0, SM 4500 Cl- B: The following sample was canceled by the client on 1/16/16: MW-35GL-XX (460-107721-3).

Note: All samples which require thermal preservation are considered acceptable if the arrival temperature is within 2C of the required temperature or method specified range. For samples with a specified temperature of 4C, samples with a temperature ranging from just above freezing temperature of water to 6C shall be acceptable. Samples that are hand delivered immediately following collection may not meet these criteria, however they will be deemed acceptable according to NELAC standards, if there is evidence that the chilling process has begun, such as arrival on ice, etc.

CLP VOLATILES (LL)
Samples QC-TB011416-XX (460-107721-1), QC-EB011416-XX (460-107721-2), MW-35GL-XX (460-107721-3), MW-31ML-XX (460-107721-4), MW-31GL-XX (460-107721-5), MW-31MI-XX (460-107721-6), MW-43MI-XX (460-107721-7), MW-43MU-XX (460-107721-8), MW-500-XX (460-107721-9), SW-N13000-XX (460-107721-10), SW-N12999-XX (460-107721-11), SW-N5099-XX (460-107721-12), MW-51ML-XX (460-107721-13) and MW-51MI-XX (460-107721-14) were analyzed for CLP volatiles (LL) in accordance with OLM04.2 Method Volatiles (Low Level - LL). The samples were analyzed on 01/20/2016, 01/21/2016, 01/22/2016 and 01/23/2016.

The continuing calibration verification (CCV) associated with batch 460-347048 recovered outside control limits for Bromomethane. The samples associated with this CCV were non-detects for the affected analyte; therefore, the data have been reported.

The continuing calibration verification (CCV) associated with batch 460-346773 recovered outside control limits for Bromomethane and 1,2,4-Trichlorobenzene. The samples associated with this CCV were non-detects for the affected analytes; therefore, the data have been reported.

The continuing calibration verification (CCV) associated with batch 460-347228 recovered outside control limits for Bromomethane and 1,1-Dichloroethene. 1,1-Dichloroethene was detected in the associated samples. The following samples are impacted: MW-35GL-XX (460-107721-3), MW-31MI-XX (460-107721-6) and (CCVIS 460-347228/2).

The continuing calibration verification (CCV) associated with batch 460-347462 recovered outside control limits for Bromomethane and 1,1-Dichloroethene. The storage blank (STOBLK) associated with this CCV was non-detect for the affected analytes; therefore, the data have been reported.

Surrogate Bromofluorobenzene recovery for the following matrix spike duplicate (MSD) was outside control limits: (460-107654-A-1 MSD). Re-analysis was not performed.

Bromofluorobenzene failed the surrogate recovery criteria high for 460-107654-A-1 MSD.

cis-1,2-Dichloroethene failed the recovery criteria low for the MS of sample MW-31MI-XXMS (460-107721-6) in batch 460-347462.

Refer to the QC report for details.

Samples MW-35GL-XX (460-107721-3)[50X], MW-31MI-XX (460-107721-6)[5X] and MW-500-XX (460-107721-9)[5X] required dilution prior to analysis. The reporting limits have been adjusted accordingly.

No other difficulties were encountered during the volatiles analysis.

All other quality control parameters were within the acceptance limits.

CHLORIDE

Samples QC-EB011416-XX (460-107721-2), MW-31ML-XX (460-107721-4), MW-31GL-XX (460-107721-5), MW-31MI-XX (460-107721-6), MW-43MI-XX (460-107721-7), MW-43MU-XX (460-107721-8), MW-500-XX (460-107721-9), SW-N13000-XX (460-107721-10), SW-N12999-XX (460-107721-11) and SW-N5099-XX (460-107721-12) were analyzed for chloride in accordance with SM 4500 CL B. The samples were analyzed on 01/27/2016.

Sample MW-31GL-XX (460-107721-5)[2X] required dilution prior to analysis. The reporting limits have been adjusted accordingly.

No other difficulties were encountered during the chloride analysis.

All quality control parameters were within the acceptance limits.

ANIONS, ION CHROMATOGRAPHY

Samples QC-EB011416-XX (460-107721-2), MW-31ML-XX (460-107721-4), MW-31GL-XX (460-107721-5), MW-31MI-XX (460-107721-6), MW-43MI-XX (460-107721-7), MW-43MU-XX (460-107721-8), MW-500-XX (460-107721-9), SW-N13000-XX (460-107721-10), SW-N12999-XX (460-107721-11) and SW-N5099-XX (460-107721-12) were analyzed for Anions, Ion Chromatography in accordance with EPA Method 300.0_28D Anions by Ion Chromatograph (Low Level - LL). The samples were analyzed on 01/20/2016 and 01/21/2016.

Sample MW-31GL-XX (460-107721-5)[5X] required dilution prior to analysis. The reporting limits have been adjusted accordingly.

No other difficulties were encountered during the Anions, Ion Chromatography analysis.

All quality control parameters were within the acceptance limits.

Method Summary

Client: Tetra Tech GEO
Project/Site: LMC Great Neck

TestAmerica Job ID: 460-107721-1

Method	Method Description	Protocol	Laboratory
OLM04.2/VOL	Volatile Organic Compounds (GC/MS)	OLM04.2	TAL EDI
300.0	Anions, Ion Chromatography	MCAWW	TAL PIT
SM 4500 Cl- B	Chloride	SM	TAL EDI

Protocol References:

MCAWW = "Methods For Chemical Analysis Of Water And Wastes", EPA-600/4-79-020, March 1983 And Subsequent Revisions.

OLM04.2 = "Statement of Work for Organic Analysis", Multi-Media, Multi-Concentration September 1998

SM = "Standard Methods For The Examination Of Water And Wastewater",

Laboratory References:

TAL EDI = TestAmerica Edison, 777 New Durham Road, Edison, NJ 08817, TEL (732)549-3900

TAL PIT = TestAmerica Pittsburgh, 301 Alpha Drive, RIDC Park, Pittsburgh, PA 15238, TEL (412)963-7058

Sample Summary

Client: Tetra Tech GEO
Project/Site: LMC Great Neck

TestAmerica Job ID: 460-107721-1

Lab Sample ID	Client Sample ID	Matrix	Collected	Received
460-107721-1	QC-TB011416-XX	Water	01/14/16 12:00	01/15/16 15:50
460-107721-2	QC-EB011416-XX	Water	01/14/16 09:25	01/15/16 15:50
460-107721-3	MW-35GL-XX	Water	01/14/16 12:35	01/15/16 15:50
460-107721-4	MW-31ML-XX	Water	01/14/16 13:48	01/15/16 15:50
460-107721-5	MW-31GL-XX	Water	01/14/16 12:05	01/15/16 15:50
460-107721-6	MW-31MI-XX	Water	01/14/16 10:42	01/15/16 15:50
460-107721-7	MW-43MI-XX	Water	01/14/16 15:55	01/15/16 15:50
460-107721-8	MW-43MU-XX	Water	01/14/16 15:20	01/15/16 15:50
460-107721-9	MW-500-XX	Water	01/14/16 12:00	01/15/16 15:50
460-107721-10	SW-N13000-XX	Water	01/15/16 09:28	01/15/16 15:50
460-107721-11	SW-N12999-XX	Water	01/15/16 10:12	01/15/16 15:50
460-107721-12	SW-N5099-XX	Water	01/15/16 11:05	01/15/16 15:50
460-107721-13	MW-51ML-XX	Water	01/15/16 10:15	01/15/16 15:50
460-107721-14	MW-51MI-XX	Water	01/15/16 11:15	01/15/16 15:50

TestAmerica

THE LEADER IN ENVIRONMENTAL TESTING

CHAIN OF CUSTODY

460-107721 Chain of Custody

77 New Durham Road
dison, New Jersey 08817
hone: (732) 549-3900 Fax: (732) 549-3679

01/28/2016

Name (for report and invoice) STEVE FELDMANN	Samplers Name (Printed) JON TYLR / ROY WAGNER	Site/Project Identification LMC- GREAT NECK
Company TETRA TECH	P. O. # 117-0507642	State (Location of site): NJ: ☐ NY: ☒ Other:
		Regulatory Program: DKQP: ☐
Address 295 ROUTE 22E, SUITE 104E	Analysis Turnaround Time: Standard ☒	
City WHITEHOUSE STATION, State NJ	Rush Charges Authorized For: 2 Week ☒	
Phone (908) 534-2303 Fax	1 Week ☐ Other ☐	

ANALYSIS REQUESTED (ENTER "X: BELOW TO INDICATE REQUEST)

LAB USE ONLY
Project No:
Job No: 107721

Sample Identification	Date	Time	Matrix	No. of Cont.	TCL VOCs + TICs + FREONS (OLM 04.2)	BROMIDE (EPA 300.0)	CHLORIDE (SM 4500)	Sample Numbers
QC-TB011416-XX	1/14/16	—	GW	2	X			-1
QC-EB011416-XX	1/14/16	0925	GW	4	X	X	X	-2
MW-35GL-XX	1/14/16	1235	GW	3	X	X	X	-3
MW-31ML-XX	1/14/16	1348	GW	5	X	X	X	-4
MW-31GL-XX	1/14/16	1205	GW	5	X	X	X	-5
MW-31MI-XX	1/14/16	1042	GW	5	X	X	X	-6
MW-31MI-MS	1/14/16	1042	GW	5	X	X	X	-6
MW-31MI-MSD	1/14/16	1042	GW	5	X	X	X	-6
MW-43MI-XX	1/14/16	1555	GW	5	X	X	X	-7
MW-43MU-XX	1/14/16	1520	GW	5	X	X	X	-8

Preservation Used: 1 = ICE, 2 = HCl, 3 = H_2SO_4, 4 = HNO_3, 5 = NaOH
6 = Other _____, 7 = Other _____

Soil:
Water:

SUB Work

Special Instructions _____ Water Metals Filtered (Yes/No)? _____

Relinquished by	Company	Date / Time	Received by	Company
1)	TETRA TECH	1/15/16 1222	1)	TA
2)	T. A	1/15/16 1515	2)	TA
3)			3)	
4)			4)	

Laboratory Certifications: New Jersey (12028), New York (11452), Pennsylvania (68-522), Connecticut (PH-0200), Rhode Island (132). TAL - 0016 (0715)

Massachusetts (M-NJ312), North Carolina (No. 578) 1.4/2.4 1.7/2.7 IRF 6 565322 565321

777 New Durham Road
Edison, New Jersey 08817
Phone: (732) 549-3900 Fax: (732) 549-3679

01/28/2016

TestAmerica
THE LEADER IN ENVIRONMENTAL TESTING

CHAIN OF CUSTODY / ANALYSIS REQUEST

Name (for report and invoice): STEVE FELDMANN	Samplers Name (Printed): Jon Bulk / Roy WAGNER	Site/Project Identification: NWL - GREAT NECK
Company: TETRA TECH	P. O. #: 117-0507642	State (Location of site): NJ: ☐ NY: ☒ Other:
		Regulatory Program: / DKQP: ☐
Address: 295 ROUTE 22E, SUITE 104E	Analysis Turnaround Time: Standard ☒	
City: WHITEHOUSE STATION, State: NJ	Rush Charges Authorized For: 2 Week ☐ 1 Week ☐ Other ☐	
Phone: (908) 534-2303 Fax:		

ANALYSIS REQUESTED (ENTER "X" BELOW TO INDICATE REQUEST)

LAB USE ONLY
Project No:
Job No: 107721

Sample Identification	Date	Time	Matrix	No. of Cont.	TCL VOCs + TIGs + FREONS (SW 8260)	BROMIDE (EPA 300.0)	CHLORIDE (SM 4500)	TCE	PCE	cis-1,2-DCE	FREON 113					Sample Numbers
MW-500-XX	1/14/16	1200	GW	5	X	X	X									-9
SW-N3000-XX	1/15/16	0928	GW	5	X	X	X									-10
SW-N2995-XX	1/15/16	1012	GW	5	X	X	X									-11
SW-N5099-XX	1/15/16	1105	GW	5	X	X	X									-12
MW-51ML-XX	1/15/16	1015	GW	3				X	X	X	X					-13
MW-51MT-XX	1/15/16	1115	GW	3				X	X	X	X					-14

Preservation Used: 1 = ICE, 2 = HCl, 3 = H_2SO_4, 4 = HNO_3, 5 = NaOH
6 = Other _____, 7 = Other _____

Soil:										
Water:										

Special Instructions _____ Water Metals Filtered (Yes/No)? _____

Relinquished by	Company	Date / Time	Received by	Company
[signature]	TETRA TECH	1/15/16 1222	1) [signature]	TA
Relinquished by 2) [signature]	Company TA	Date / Time 1/15/16 1515	Received by 2) [signature]	Company TA
Relinquished by 3)	Company	Date / Time	Received by 3)	Company
Relinquished by 4)	Company	Date / Time	Received by 4)	Company

Laboratory Certifications: New Jersey (12028), New York (11452), Pennsylvania (68-522), Connecticut (PH-0200), Rhode Island (132). TAL - 0016 (0715)

Massachusetts (M-NJ312), North Carolina (No. 578)

TestAmerica Edison
Receipt Temperature and pH Log

Job Number: 107721

Number of Coolers: 1 IR Gun # 6

Cooler Temperatures

	RAW	CORRECTED		RAW	CORRECTED		RAW	CORRECTED
Cooler #1:	1.4 °C	2.4 °C	Cooler #4:	°C	°C	Cooler #7:	°C	°C
Cooler #2:	1.7 °C	2.7 °C	Cooler #5:	°C	°C	Cooler #8:	°C	°C
Cooler #3:	°C	°C	Cooler #6:	°C	°C	Cooler #9:	°C	°C

TALS Sample Number	Ammonia (pH<2)	COD (pH<2)	Nitrate Nitrite (pH<2)	Metals* (pH<2)	Hardness (pH<2)	Pest (pH 5-9)	EPH or QAM (pH<2)	Phenols (pH<2)	Sulfide (pH>9)	TKN (pH<2)	TOC (pH<2)	Total Cyanide (pH>12)	Total Phos (pH<2)	Other	Other

If pH adjustments are required record the information below:

Sample No(s). adjusted: _____

Preservative Name/Conc.: _____ Volume of Preservative used (ml): _____

Lot # of Preservative(s): _____ Expiration Date: _____

The appropriate Project Manager and Department Manager should be notified about the samples which were pH adjusted.

**Samples for Metal analysis which are out of compliance must be acidified at least 24 hours prior to analysis.*

Initials: ✓ Date: 1/11/16

TestAmerica Edison
777 New Durham Road
Edison, NJ 08817
Phone (732) 549-3900 Fax (732) 549-3679

Chain of Custody Record

460-107721 Chain of Custody

TestAmerica

Client Information (Sub Contract Lab)	Sampler:	Lab PM: Franklin, Jannel O	C No: 0-44278.1
Client Contact: Shipping/Receiving	Phone:	E-Mail: jannel.franklin@testamericainc.com	Page: Page 1 of 2
Company: TestAmerica Laboratories, Inc.			Job #: 460-107721-1
Address: 301 Alpha Drive, RIDC Park,	Due Date Requested: 1/27/2016		
City: Pittsburgh	TAT Requested (days):		
State, Zip: PA, 15238			
Phone: 412-963-7058(Tel) 412-963-2468(Fax)	PO #:		
Email:	WO #:		
Project Name: LMC Great Neck	Project #: 46018731		
Site:	SSOW#:		

Analysis Requested

Preservation Codes:

A - HCL, B - NaOH, C - Zn Acetate, D - Nitric Acid, E - NaHSO4, F - MeOH, G - Amchlor, H - Ascorbic Acid, I - Ice, J - DI Water, K - EDTA, L - EDA, M - Hexane, N - None, O - AsNaO2, P - Na2O4S, Q - Na2SO3, R - Na2S2SO3, S - H2SO4, T - TSP Dodecahydrate, U - Acetone, V - MCAA, W - ph 4-5, Z - other (specify)

Other:

Sample Identification - Client ID (Lab ID)	Sample Date	Sample Time	Sample Type (C=Comp, G=grab)	Matrix (W=water, S=solid, O=waste/oil, BT=Tissue, A=Air)	Field Filtered Sample (Yes or No)	Perform MS/MSD (Yes or No)	300_28D_LL_OF/ Bromide (Low Level)	Total Number of containers	Special Instructions/Note:
			Preservation Code:						
QC-EB011416-XX (460-107721-2)	1/14/16	09:25 Eastern		Water			X	1	
MW-31ML-XX (460-107721-4)	1/14/16	13:48 Eastern		Water			X	1	
MW-31GL-XX (460-107721-5)	1/14/16	12:05 Eastern		Water			X	1	
MW-31MI-XX (460-107721-6)	1/14/16	10:42 Eastern		Water			X	1	
MW-31MI-XX (460-107721-6MS)	1/14/16	10:42 Eastern	MS	Water			X	1	
MW-31MI-XX (460-107721-6MSD)	1/14/16	10:42 Eastern	MSD	Water			X	1	
MW-43MI-XX (460-107721-7)	1/14/16	15:55 Eastern		Water			X	1	
MW-43MU-XX (460-107721-8)	1/14/16	15:20 Eastern		Water			X	1	
MW-500-XX (460-107721-9)	1/14/16	12:00 Eastern		Water			X	1	
SW-N13000-XX (460-107721-10)	1/15/16	09:28 Eastern		Water			X	1	
SW-N12999-XX (460-107721-11)	1/15/16	10:12 Eastern		Water			X	1	

Possible Hazard Identification
Unconfirmed

Sample Disposal (A fee may be assessed if samples are retained longer than 1 month)
☐ *Return To Client* ☐ *Disposal By Lab* ☐ *Archive For* _____ *Months*

Deliverable Requested: I, II, III, IV, Other (specify)

Special Instructions/QC Requirements:

Empty Kit Relinquished by:	Date:	Time:	Method of Shipment:		
Relinquished by:	Date/Time: 1/18/16/1800	Company: RST Amer	Received by:	Date/Time: 1-19-16 9:15	Company: TAP
Relinquished by:	Date/Time:	Company	Received by:	Date/Time:	Company
Relinquished by:	Date/Time:	Company	Received by:	Date/Time:	Company
Custody Seals Intact: Δ Yes Δ No	Custody Seal No.:		Cooler Temperature(s) °C and Other Remarks:		

01/28/2016

TestAmerica Edison
777 New Durham Road
Edison, NJ 08817
Phone (732) 549-3900 Fax (732) 549-3679

Chain of Custody Record

TestAmerica

Client Information (Sub Contract Lab)	Sampler:	Lab PM: Franklin, Jannel O	Carrier Tracking No(s):	COC No: 460-44278.2
Client Contact: Shipping/Receiving	Phone:	E-Mail: jannel.franklin@testamericainc.com		Page: Page 2 of 2
Company: TestAmerica Laboratories, Inc.				Job #: 460-107721-1
Address: 301 Alpha Drive, RIDC Park,	Due Date Requested: 1/27/2016			
City: Pittsburgh	TAT Requested (days):			
State, Zip: PA, 15238				
Phone: 412-963-7058(Tel) 412-963-2468(Fax)	PO #:			
Email:	WO #:			
Project Name: LMC Great Neck	Project #: 46018731			
Site:	SSOW#:			

Analysis Requested

Preservation Codes:

A - HCL, B - NaOH, C - Zn Acetate, D - Nitric Acid, E - NaHSO4, F - MeOH, G - Amchlor, H - Ascorbic Acid, I - Ice, J - DI Water, K - EDTA, L - EDA, M - Hexane, N - None, O - AsNaO2, P - Na2O4S, Q - Na2SO3, R - Na2S2SO3, S - H2SO4, T - TSP Dodecahydrate, U - Acetone, V - MCAA, W - ph 4-5, Z - other (specify)

Other:

Sample Identification - Client ID (Lab ID)	Sample Date	Sample Time	Sample Type (C=comp, G=grab)	Matrix (W=water, S=solid, O=waste/oil, BT=Tissue, A=Air)	Field Filtered Sample (Yes or No)	Perform MS/MSD (Yes or No)	300_28D_LL_OF/ Bromide (Low Level)	Total Number of containers	Special Instructions/Note:
			Preservation Code:						
SW-N5099-XX (460-107721-12)	1/15/16	11:05 Eastern		Water			X	1	

Possible Hazard Identification
Unconfirmed

Sample Disposal (A fee may be assessed if samples are retained longer than 1 month)
☐ *Return To Client* ☐ *Disposal By Lab* ☐ *Archive For* _____ *Months*

Deliverable Requested: I, II, III, IV, Other (specify)

Special Instructions/QC Requirements:

Empty Kit Relinquished by:	Date:	Time:	Method of Shipment:		
Relinquished by:	Date/Time: 1/18/16 1800	Company: TestAm	Received by:	Date/Time: 1-19-16	Company: AP
Relinquished by:	Date/Time:	Company	Received by:	Date/Time: 9:15	Company
Relinquished by:	Date/Time:	Company	Received by:	Date/Time:	Company

Custody Seals Intact: Δ Yes Δ No | Custody Seal No.: | Cooler Temperature(s) °C and Other Remarks:

Login Sample Receipt Checklist

Client: Tetra Tech GEO

Job Number: 460-107721-1

Login Number: 107721
List Number: 1
Creator: Rivera, Kenneth

List Source: TestAmerica Edison

Question	Answer	Comment
Radioactivity wasn't checked or is </= background as measured by a survey meter.	N/A	
The cooler's custody seal, if present, is intact.	True	565322, 565321
Sample custody seals, if present, are intact.	True	
The cooler or samples do not appear to have been compromised or tampered with.	True	
Samples were received on ice.	True	
Cooler Temperature is acceptable.	True	
Cooler Temperature is recorded.	True	2.4°C, 2.7°C, IR #6
COC is present.	True	
COC is filled out in ink and legible.	True	
COC is filled out with all pertinent information.	True	
Is the Field Sampler's name present on COC?	True	
There are no discrepancies between the containers received and the COC.	False	See NCM
Samples are received within Holding Time.	True	
Sample containers have legible labels.	True	
Containers are not broken or leaking.	True	
Sample collection date/times are provided.	True	
Appropriate sample containers are used.	True	
Sample bottles are completely filled.	True	
Sample Preservation Verified.	True	
There is sufficient vol. for all requested analyses, incl. any requested MS/MSDs	True	
Containers requiring zero headspace have no headspace or bubble is <6mm (1/4").	True	
Multiphasic samples are not present.	True	
Samples do not require splitting or compositing.	True	
Residual Chlorine Checked.	N/A	No analysis requiring residual chlorine check assigned.

Login Sample Receipt Checklist

Client: Tetra Tech GEO

Job Number: 460-107721-1

Login Number: 107721
List Number: 2
Creator: Watson, Debbie

List Source: TestAmerica Pittsburgh
List Creation: 01/19/16 12:05 PM

Question	Answer	Comment
Radioactivity wasn't checked or is </= background as measured by a survey meter.	True	
The cooler's custody seal, if present, is intact.	True	
Sample custody seals, if present, are intact.	True	
The cooler or samples do not appear to have been compromised or tampered with.	True	
Samples were received on ice.	True	
Cooler Temperature is acceptable.	True	
Cooler Temperature is recorded.	True	
COC is present.	True	
COC is filled out in ink and legible.	True	
COC is filled out with all pertinent information.	True	
Is the Field Sampler's name present on COC?	True	
There are no discrepancies between the containers received and the COC.	True	
Samples are received within Holding Time (excluding tests with immediate HTs)	True	
Sample containers have legible labels.	True	
Containers are not broken or leaking.	True	
Sample collection date/times are provided.	True	
Appropriate sample containers are used.	True	
Sample bottles are completely filled.	True	
Sample Preservation Verified.	True	
There is sufficient vol. for all requested analyses, incl. any requested MS/MSDs	True	
Containers requiring zero headspace have no headspace or bubble is <6mm (1/4").	True	
Multiphasic samples are not present.	True	
Samples do not require splitting or compositing.	True	
Residual Chlorine Checked.	N/A	

FORM V
GC/MS VOA INSTRUMENT PERFORMANCE CHECK
BROMOFLUOROBENZENE (BFB)

Lab Name: TestAmerica Edison Job No.: 460-107721-1

SDG No.:

Lab File ID: V42896.D BFB Injection Date: 10/02/2015

Instrument ID: CVOAMS7 BFB Injection Time: 07:43

Analysis Batch No.: 326172

M/E	ION ABUNDANCE CRITERIA	% RELATIVE ABUNDANCE	
50	8.0 - 40.0% of mass 95	19.1	
75	30.0 - 66.0% of mass 95	54.6	
95	Base peak, 100% relative abundance	100.0	
96	5.0 - 9.0% of mass 95	6.6	
173	Less than 2.0% of mass 174	1.5	(1.5) 1
174	50.0 - 120.0% of mass 95	98.6	
175	4.0 - 9.0 % of mass 174	7.5	(7.6) 1
176	93.0 - 101.0% of mass 174	96.7	(98.1) 1
177	5.0 - 9.0% of mass 176	6.4	(6.6) 2

1-Value is % mass 174 2-Value is % mass 176

THIS CHECK APPLIES TO THE FOLLOWING SAMPLES, MS, MSD, BLANKS AND STANDARDS:

CLIENT SAMPLE ID	LAB SAMPLE ID	LAB FILE ID	DATE ANALYZED	TIME ANALYZED
	STD50 460-326172/2	V42897.D	10/02/2015	08:13
	STD20 460-326172/4	V42899.D	10/02/2015	09:06
	STD1 460-326172/5	V42900.D	10/02/2015	09:29
	STD100 460-326172/6	V42901.D	10/02/2015	09:52
	STD200 460-326172/7	V42902.D	10/02/2015	10:16

FORM VI
GC/MS VOA BY INTERNAL STANDARD - INITIAL CALIBRATION DATA
CURVE EVALUATION

Lab Name: TestAmerica Edison Job No.: 460-107721-1 Analy Batch No.: 326172

SDG No.:

Instrument ID: CVOAMS7 GC Column: Rtx-624 ID: 0.25(mm) Heated Purge: (Y/N) N

Calibration Start Date: 10/02/2015 08:13 Calibration End Date: 10/02/2015 10:16 Calibration ID: 52605

Calibration Files:

LEVEL:	LAB SAMPLE ID:	LAB FILE ID:
Level 1	STD1 460-326172/5	V42900.D
Level 2	STD20 460-326172/4	V42899.D
Level 3	STD50 460-326172/2	V42897.D
Level 4	STD100 460-326172/6	V42901.D
Level 5	STD200 460-326172/7	V42902.D

ANALYTE	RRF					CURVE TYPE	COEFFICIENT			#	MIN RRF	%RSD	#	MAX %RSD	R^2 OR COD	#	MIN R^2 OR COD
	LVL 1	LVL 2	LVL 3	LVL 4	LVL 5		B	M1	M2								
Chlorotrifluoromethane	0.6495	0.5427	0.5658	0.4679	0.4642	Ave		0.5380			0.0100	14.3		100.0			
Freon 115	0.1572	0.2285	0.2512	0.2074	0.2036	Ave		0.2096			0.0100	16.6		100.0			
Chlorotrifluoroethene	0.8553	0.7080	0.7566	0.6260	0.6323	Ave		0.7156			0.0100	13.3		100.0			
Freon 152a	1.7527	1.7898	1.8656	1.6695	1.7119	Ave		1.7579			0.0100	4.3		100.0			
Dichlorodifluoromethane	2.0624	1.6905	1.8061	1.4244	1.5121	Ave		1.6991			0.0100	14.8		100.0			
Chlorodifluoromethane	3.1445	2.4235	2.5667	2.2501	2.2231	Ave		2.5216			0.0100	14.9		100.0			
Chloromethane	2.6685	2.1260	2.4254	1.8266	1.9764	Ave		2.2046			0.0100	15.5		100.0			
Vinyl chloride	2.6034	2.2683	2.5423	1.9317	2.1195	Ave		2.2930			0.1000	12.3		20.5			
Bromomethane	2.1667	1.7032	1.8760	1.4898	1.6335	Ave		1.7738			0.1000	14.6		20.5			
Chloroethane	2.5922	1.8772	2.0221	1.6197	1.7582	Ave		1.9739			0.0100	19.1		100.0			
Freon 11	4.6010	4.0137	4.2540	3.5277	3.7488	Ave		4.0290			0.0100	10.4		100.0			
1,2-Dichloro-1,1,2-trifluoroethane	3.4767	2.8812	2.9442	2.6816	2.7243	Ave		2.9416			0.0100	10.8		100.0			
Freon 123	3.9730	3.6075	3.6905	3.3534	3.3280	Ave		3.5905			0.0100	7.4		100.0			
1,1,2-Trichloro-1,2,2-trifluoroethane	2.7446	2.4492	2.5237	2.0410	2.1664	Ave		2.3850			0.0100	11.8		100.0			
1,1-Dichloroethene	2.8542	2.3076	2.5867	2.0347	2.1997	Ave		2.3966			0.1000	13.6		20.5			
Acetone	1.7470	0.8937	0.8944	0.7576	0.7941	Ave		1.0174			0.0100	40.5		100.0			
Carbon disulfide	13.042	7.3810	8.5288	6.2072	6.7115	Ave		8.3741			0.0100	32.8		100.0			
Methyl acetate	2.5857	2.1730	2.1443	1.9218	1.5723	Ave		2.0794			0.0100	17.9		100.0			
Methylene Chloride	3.9381	2.8567	3.0949	1.8871	1.9907	Ave		2.7535			0.0100	30.7		100.0			
Methyl tert-butyl ether	5.5613	5.7717	6.0892	5.3086	5.7190	Ave		5.6900			0.0100	5.0		100.0			
trans-1,2-Dichloroethene	2.7343	1.9335	2.1609	1.6857	1.8723	Ave		2.0773			0.0100	19.5		100.0			
1,1-Dichloroethane	3.5997	3.4856	3.7358	3.0307	3.2992	Ave		3.4302			0.2000	8.0		20.5			
cis-1,2-Dichloroethene	2.4340	2.1242	2.3445	1.8900	2.1249	Ave		2.1835			0.0100	9.8		100.0			
Methyl ethyl ketone (MEK)	1.3550	0.9234	0.9505	0.8343	0.9152	Ave		0.9957			0.0100	20.6		100.0			
Chloroform	3.9151	3.6382	3.8809	3.1724	3.4322	Ave		3.6078			0.2000	8.7		20.5			
Cyclohexane	0.4808	0.4796	0.5205	0.4307	0.4835	Ave		0.4790			0.0100	6.7		100.0			
1,1,1-Trichloroethane	0.5706	0.5320	0.5859	0.4830	0.5458	Ave		0.5435			0.1000	7.3		20.5			
Carbon tetrachloride	0.4719	0.4344	0.4991	0.3982	0.4534	Ave		0.4514			0.1000	8.4		20.5			
Benzene	1.3583	1.3860	1.4760	1.2268	1.3903	Ave		1.3675			0.5000	6.6		20.5			
1,2-Dichloroethane	3.1512	2.8277	2.9865	2.4921	2.7316	Ave		2.8378			0.1000	8.8		20.5			
Trichloroethene	0.4680	0.3864	0.4155	0.3422	0.3854	Ave		0.3995			0.3000	11.6		20.5			
Methylcyclohexane	0.5687	0.5208	0.5548	0.4451	0.4972	Ave		0.5173			0.0100	9.5		100.0			

Note: The m1 coefficient is the same as Ave RRF for an Ave curve type.

FORM VI
GC/MS VOA BY INTERNAL STANDARD - INITIAL CALIBRATION DATA
CURVE EVALUATION

Lab Name: TestAmerica Edison Job No.: 460-107721-1 Analy Batch No.: 326172

SDG No.:

Instrument ID: CVOAMS7 GC Column: Rtx-624 ID: 0.25(mm) Heated Purge: (Y/N) N

Calibration Start Date: 10/02/2015 08:13 Calibration End Date: 10/02/2015 10:16 Calibration ID: 52605

ANALYTE	RRF					CURVE TYPE	COEFFICIENT			#	MIN RRF	%RSD	#	MAX %RSD	R^2 OR COD	#	MIN R^2 OR COD
	LVL 1	LVL 2	LVL 3	LVL 4	LVL 5		B	M1	M2								
1,2-Dichloropropane	0.3566	0.3479	0.3557	0.3002	0.3356	Ave		0.3392			0.0100	6.9		100.0			
Bromodichloromethane	0.4699	0.4764	0.5087	0.4244	0.4794	Ave		0.4717			0.2000	6.4		20.5			
cis-1,3-Dichloropropene	0.5594	0.5230	0.5711	0.4882	0.5603	Ave		0.5404			0.2000	6.4		20.5			
Methyl isobutyl ketone (MIBK)	0.4892	0.3466	0.3576	0.3078	0.3317	Ave		0.3666			0.0100	19.4		100.0			
Toluene	1.6153	1.5978	1.7295	1.4417	1.5741	Ave		1.5917			0.4000	6.5		20.5			
trans-1,3-Dichloropropene	0.5147	0.4973	0.5441	0.4584	0.5342	Ave		0.5097			0.1000	6.6		20.5			
1,1,2-Trichloroethane	0.3204	0.3332	0.3525	0.2956	0.3319	Ave		0.3267			0.1000	6.4		20.5			
Tetrachloroethene	0.3901	0.3103	0.3511	0.2828	0.3206	Ave		0.3310			0.2000	12.4		20.5			
2-Hexanone	0.3670	0.2281	0.2418	0.2027	0.2201	Ave		0.2519			0.0100	26.1		100.0			
Dibromochloromethane	0.3867	0.4062	0.4398	0.3746	0.4207	Ave		0.4056			0.1000	6.4		20.5			
1,2-Dibromoethane	0.3558	0.3615	0.3796	0.3352	0.3559	Ave		0.3576			0.0100	4.4		100.0			
Chlorobenzene	1.2957	1.1021	1.1653	0.9722	1.0813	Ave		1.1233			0.5000	10.6		20.5			
Ethylbenzene	0.6050	0.5351	0.5872	0.4956	0.5639	Ave		0.5574			0.1000	7.8		20.5			
m&p-Xylene	1.3783	1.3679	1.5264	1.2835	1.4983	Ave		0.6685			0.3000	6.8		100.0			
o-Xylene	0.6460	0.6519	0.7232	0.6145	0.7068	Ave		0.6685			0.3000	6.8		100.0			
Styrene	1.0495	1.1378	1.2426	1.0698	1.2129	Ave		1.1425			0.3000	7.4		20.5			
Bromoform	0.2548	0.2532	0.2863	0.2443	0.2852	Ave		0.2647			0.1000	7.4		20.5			
Isopropylbenzene	1.5967	1.6230	1.6956	1.5002	1.6133	Ave		1.6058			0.0100	4.4		100.0			
1,1,2,2-Tetrachloroethane	0.4530	0.4439	0.4554	0.3860	0.4184	Ave		0.4313			0.3000	6.8		20.5			
1,3-Dichlorobenzene	0.9788	0.7812	0.8296	0.7171	0.7598	Ave		0.8133			0.6000	12.4		20.5			
1,4-Dichlorobenzene	0.9222	0.7956	0.8529	0.7366	0.7708	Ave		0.8156			0.5000	9.0		20.5			
1,2-Dichlorobenzene	0.8911	0.7665	0.8059	0.6983	0.7304	Ave		0.7784			0.4000	9.6		20.5			
1,2-Dibromo-3-Chloropropane	0.0850	0.0748	0.0770	0.0715	0.0740	Ave		0.0764			0.0100	6.8		100.0			
1,2,4-Trichlorobenzene	0.8031	0.4179	0.4719	0.3918	0.4217	Lin	0.4395	0.4153			0.2000				0.9970		0.9900
1,2-Dichloroethane-d4 (Surr)	2.5413	1.8537	1.6247	1.7217	1.8237	Ave		1.9130			0.0100	19.0		100.0			
Toluene-d8 (Surr)	1.1968	0.9346	0.9040	0.8721	0.9161	Ave		0.9647			0.0100	13.7		100.0			
Bromofluorobenzene	0.6045	0.4430	0.4069	0.4081	0.4239	Ave		0.4573			0.2000	18.3		20.5			

Note: The m1 coefficient is the same as Ave RRF for an Ave curve type.

FORM V
GC/MS VOA INSTRUMENT PERFORMANCE CHECK
BROMOFLUOROBENZENE (BFB)

Lab Name: TestAmerica Edison Job No.: 460-107721-1

SDG No.:

Lab File ID: V43857.D BFB Injection Date: 01/20/2016

Instrument ID: CVOAMS7 BFB Injection Time: 17:20

Analysis Batch No.: 346773

M/E	ION ABUNDANCE CRITERIA	% RELATIVE ABUNDANCE	
50	8.0 - 40.0% of mass 95	17.4	
75	30.0 - 66.0% of mass 95	49.0	
95	Base peak, 100% relative abundance	100.0	
96	5.0 - 9.0% of mass 95	7.2	
173	Less than 2.0% of mass 174	0.7	(0.7) 1
174	50.0 - 120.0% of mass 95	94.1	
175	4.0 - 9.0 % of mass 174	7.2	(7.7) 1
176	93.0 - 101.0% of mass 174	91.3	(97.0) 1
177	5.0 - 9.0% of mass 176	5.4	(5.9) 2

1-Value is % mass 174 2-Value is % mass 176

THIS CHECK APPLIES TO THE FOLLOWING SAMPLES, MS, MSD, BLANKS AND STANDARDS:

CLIENT SAMPLE ID	LAB SAMPLE ID	LAB FILE ID	DATE ANALYZED	TIME ANALYZED
	CCVIS 460-346773/2	V43858.D	01/20/2016	17:44
	LCS 460-346773/3	V43859.D	01/20/2016	18:21
	MB 460-346773/7	V43863.D	01/20/2016	19:53
QC-TB011416-XX	460-107721-1	V43867.D	01/20/2016	21:40
QC-EB011416-XX	460-107721-2	V43868.D	01/20/2016	22:03
MW-43MU-XX	460-107721-8	V43869.D	01/20/2016	22:26
MW-43MI-XX	460-107721-7	V43875.D	01/21/2016	00:46
MW-500-XX	460-107721-9	V43876.D	01/21/2016	01:09
	460-107654-A-1 MS	V43883.D	01/21/2016	03:53
	460-107654-A-1 MSD	V43884.D	01/21/2016	04:16

FORM VII
GC/MS VOA CONTINUING CALIBRATION DATA

Lab Name: TestAmerica Edison Job No.: 460-107721-1

SDG No.:

Lab Sample ID: CCVIS 460-346773/2 Calibration Date: 01/20/2016 17:44

Instrument ID: CVOAMS7 Calib Start Date: 10/02/2015 08:13

GC Column: Rtx-624 ID: 0.25(mm) Calib End Date: 10/02/2015 10:16

Lab File ID: V43858.D Conc. Units: ug/L Heated Purge: (Y/N) N

ANALYTE	CURVE TYPE	AVE RRF	RRF	MIN RRF	CALC AMOUNT	SPIKE AMOUNT	%D	MAX %D
Chlorotrifluoromethane	Ave	0.5380	0.5814		54.0	50.0	8.1	
Freon 115	Ave	0.2096	0.2571		61.3	50.0	22.7	
Chlorotrifluoroethene	Ave	0.7156	0.7063		49.3	50.0	-1.3	
Freon 152a	Ave	1.758	2.543		72.3	50.0	44.7	
Dichlorodifluoromethane	Ave	1.699	1.663	0.0100	48.9	50.0	-2.1	
Chlorodifluoromethane	Ave	2.522	3.128		62.0	50.0	24.0	
Chloromethane	Ave	2.205	2.647	0.0100	60.0	50.0	20.1	
Vinyl chloride	Ave	2.293	2.453	0.1000	53.5	50.0	7.0	25.0
Bromomethane	Ave	1.774	0.8828	0.1000	24.9	50.0	-50.2*	25.0
Chloroethane	Ave	1.974	1.609	0.0100	40.8	50.0	-18.5	
Freon 11	Ave	4.029	3.091	0.0100	38.4	50.0	-23.3	
1,2-Dichloro-1,1,2-trifluoro ethane	Ave	2.942	2.205		37.5	50.0	-25.0	
Freon 123	Ave	3.590	2.986		41.6	50.0	-16.8	
1,1,2-Trichloro-1,2,2-triflu oroethane	Ave	2.385	1.746	0.0100	36.6	50.0	-26.8	
1,1-Dichloroethene	Ave	2.397	2.050	0.1000	42.8	50.0	-14.4	25.0
Acetone	Ave	1.017	0.6205	0.0100	30.5	50.0	-39.0	
Carbon disulfide	Ave	8.374	5.767	0.0100	34.4	50.0	-31.1	
Methyl acetate	Ave	2.079	1.795	0.0100	43.2	50.0	-13.7	
Methylene Chloride	Ave	2.753	2.501	0.0100	45.4	50.0	-9.2	
Methyl tert-butyl ether	Ave	5.690	6.654	0.0100	58.5	50.0	16.9	
trans-1,2-Dichloroethene	Ave	2.077	2.205	0.0100	53.1	50.0	6.1	
1,1-Dichloroethane	Ave	3.430	4.006	0.2000	58.4	50.0	16.8	25.0
cis-1,2-Dichloroethene	Ave	2.184	2.439	0.0100	55.8	50.0	11.7	
Methyl ethyl ketone (MEK)	Ave	0.996	1.059	0.0100	53.2	50.0	6.4	
Chloroform	Ave	3.608	3.952	0.2000	54.8	50.0	9.5	25.0
Cyclohexane	Ave	0.4790	0.4831	0.0100	50.4	50.0	0.9	
1,1,1-Trichloroethane	Ave	0.5435	0.5405	0.1000	49.7	50.0	-0.6	25.0
Carbon tetrachloride	Ave	0.4514	0.4647	0.1000	51.5	50.0	3.0	25.0
Benzene	Ave	1.367	1.436	0.5000	52.5	50.0	5.0	25.0
1,2-Dichloroethane	Ave	2.838	3.037	0.1000	53.5	50.0	7.0	25.0
Trichloroethene	Ave	0.3995	0.3930	0.3000	49.2	50.0	-1.6	25.0
Methylcyclohexane	Ave	0.5173	0.4809	0.0100	46.5	50.0	-7.0	
1,2-Dichloropropane	Ave	0.3392	0.3578	0.0100	52.7	50.0	5.5	
Bromodichloromethane	Ave	0.4717	0.4758	0.2000	50.4	50.0	0.9	25.0
cis-1,3-Dichloropropene	Ave	0.5404	0.5559	0.2000	51.4	50.0	2.9	25.0
Methyl isobutyl ketone (MIBK)	Ave	0.3666	0.3430	0.0100	46.8	50.0	-6.4	
Toluene	Ave	1.592	1.593	0.4000	50.1	50.0	0.1	25.0
trans-1,3-Dichloropropene	Ave	0.5097	0.4920	0.1000	48.3	50.0	-3.5	25.0
1,1,2-Trichloroethane	Ave	0.3267	0.3276	0.1000	50.1	50.0	0.3	25.0

FORM VII
GC/MS VOA CONTINUING CALIBRATION DATA

Lab Name: TestAmerica Edison Job No.: 460-107721-1

SDG No.:

Lab Sample ID: CCVIS 460-346773/2 Calibration Date: 01/20/2016 17:44

Instrument ID: CVOAMS7 Calib Start Date: 10/02/2015 08:13

GC Column: Rtx-624 ID: 0.25(mm) Calib End Date: 10/02/2015 10:16

Lab File ID: V43858.D Conc. Units: ug/L Heated Purge: (Y/N) N

ANALYTE	CURVE TYPE	AVE RRF	RRF	MIN RRF	CALC AMOUNT	SPIKE AMOUNT	%D	MAX %D
Tetrachloroethene	Ave	0.3310	0.3245	0.2000	49.0	50.0	-2.0	25.0
2-Hexanone	Ave	0.2519	0.2065	0.0100	41.0	50.0	-18.0	
Dibromochloromethane	Ave	0.4056	0.4053	0.1000	50.0	50.0	-0.0	25.0
1,2-Dibromoethane	Ave	0.3576	0.3625	0.0100	50.7	50.0	1.4	
Chlorobenzene	Ave	1.123	1.058	0.5000	47.1	50.0	-5.8	25.0
Ethylbenzene	Ave	0.5574	0.5240	0.1000	47.0	50.0	-6.0	25.0
m&p-Xylene	Ave	1.411	0.6464	0.3000	96.7	100	-54.2	
o-Xylene	Ave	0.6685	0.6406	0.3000	47.9	50.0	-4.2	
Styrene	Ave	1.143	1.033	0.3000	45.2	50.0	-9.6	25.0
Bromoform	Ave	0.2647	0.2490	0.1000	47.0	50.0	-5.9	25.0
Isopropylbenzene	Ave	1.606	1.505	0.0100	46.9	50.0	-6.3	
1,1,2,2-Tetrachloroethane	Ave	0.4313	0.3981	0.3000	46.1	50.0	-7.7	25.0
1,3-Dichlorobenzene	Ave	0.8133	0.6772	0.6000	41.6	50.0	-16.7	25.0
1,4-Dichlorobenzene	Ave	0.8156	0.6699	0.5000	41.1	50.0	-17.9	25.0
1,2-Dichlorobenzene	Ave	0.7784	0.6778	0.4000	43.5	50.0	-12.9	25.0
1,2-Dibromo-3-Chloropropane	Ave	0.0764	0.0594	0.0100	38.9	50.0	-22.3	
1,2,4-Trichlorobenzene	Lin		0.2984	0.2000	34.9	50.0	-30.3*	25.0
1,2-Dichloroethane-d4 (Surr)	Ave	1.913	1.477	0.0100	38.6	50.0	-22.8	
Toluene-d8 (Surr)	Ave	0.9647	0.8321	0.0100	43.1	50.0	-13.7	
Bromofluorobenzene	Ave	0.4573	0.3689	0.2000	40.4	50.0	-19.3	25.0

FORM IV
GC/MS VOA METHOD BLANK SUMMARY

Lab Name: TestAmerica Edison Job No.: 460-107721-1

SDG No.:

Lab File ID: V43863.D Lab Sample ID: MB 460-346773/7

Matrix: Water Heated Purge:(Y/N) N

Instrument ID: CVOAMS7 Date Analyzed: 01/20/2016 19:53

GC Column: Rtx-624 ID: 0.25(mm)

THIS METHOD BLANK APPLIES TO THE FOLLOWING SAMPLES:

CLIENT SAMPLE ID	LAB SAMPLE ID	LAB FILE ID	DATE ANALYZED
	LCS 460-346773/3	V43859.D	01/20/2016 18:21
QC-TB011416-XX	460-107721-1	V43867.D	01/20/2016 21:40
QC-EB011416-XX	460-107721-2	V43868.D	01/20/2016 22:03
MW-43MU-XX	460-107721-8	V43869.D	01/20/2016 22:26
MW-43MI-XX	460-107721-7	V43875.D	01/21/2016 00:46
MW-500-XX	460-107721-9	V43876.D	01/21/2016 01:09
	460-107654-A-1 MS	V43883.D	01/21/2016 03:53
	460-107654-A-1 MSD	V43884.D	01/21/2016 04:16

FORM I
GC/MS VOA ORGANICS ANALYSIS DATA SHEET

Lab Name: TestAmerica Edison | Job No.: 460-107721-1
SDG No.:
Client Sample ID: | Lab Sample ID: MB 460-346773/7
Matrix: Water | Lab File ID: V43863.D
Analysis Method: OLM04.2/VOL | Date Collected:
Sample wt/vol: 5(mL) | Date Analyzed: 01/20/2016 19:53
Soil Aliquot Vol: | Dilution Factor: 1
Soil Extract Vol.: | GC Column: Rtx-624 ID: 0.25(mm)
% Moisture: | Level: (low/med) Low
Analysis Batch No.: 346773 | Units: ug/L

CAS NO.	COMPOUND NAME	RESULT	Q	RL	MDL
71-55-6	1,1,1-Trichloroethane	1.0	U	1.0	0.10
79-34-5	1,1,2,2-Tetrachloroethane	1.0	U	1.0	0.10
79-00-5	1,1,2-Trichloroethane	1.0	U	1.0	0.10
75-34-3	1,1-Dichloroethane	1.0	U	1.0	0.10
75-35-4	1,1-Dichloroethene	1.0	U	1.0	0.10
120-82-1	1,2,4-Trichlorobenzene	1.0	U	1.0	0.10
96-12-8	1,2-Dibromo-3-Chloropropane	1.0	U	1.0	0.10
106-93-4	1,2-Dibromoethane	1.0	U	1.0	0.10
95-50-1	1,2-Dichlorobenzene	1.0	U	1.0	0.10
107-06-2	1,2-Dichloroethane	1.0	U	1.0	0.10
78-87-5	1,2-Dichloropropane	1.0	U	1.0	0.10
541-73-1	1,3-Dichlorobenzene	1.0	U	1.0	0.10
106-46-7	1,4-Dichlorobenzene	1.0	U	1.0	0.10
591-78-6	2-Hexanone	1.0	U	1.0	0.10
67-64-1	Acetone	1.0	U	1.0	0.10
71-43-2	Benzene	1.0	U	1.0	0.10
75-27-4	Bromodichloromethane	1.0	U	1.0	0.10
75-25-2	Bromoform	1.0	U	1.0	0.10
74-83-9	Bromomethane	1.0	U	1.0	0.10
75-15-0	Carbon disulfide	1.0	U	1.0	0.10
56-23-5	Carbon tetrachloride	1.0	U	1.0	0.10
108-90-7	Chlorobenzene	1.0	U	1.0	0.10
75-45-6	Chlorodifluoromethane	1.0	U	1.0	0.10
75-00-3	Chloroethane	1.0	U	1.0	0.10
67-66-3	Chloroform	1.0	U	1.0	0.10
74-87-3	Chloromethane	1.0	U	1.0	0.10
156-59-2	cis-1,2-Dichloroethene	1.0	U	1.0	0.10
10061-01-5	cis-1,3-Dichloropropene	1.0	U	1.0	0.10
110-82-7	Cyclohexane	1.0	U	1.0	0.10
124-48-1	Dibromochloromethane	1.0	U	1.0	0.10
75-71-8	Dichlorodifluoromethane	1.0	U	1.0	0.10
100-41-4	Ethylbenzene	1.0	U	1.0	0.10
75-69-4	Freon 11	1.0	U	1.0	0.10
76-15-3	Freon 115	1.0	U	1.0	0.10
306-83-2	Freon 123	1.0	U	1.0	0.10
75-37-6	Freon 152a	1.0	U	1.0	0.10

FORM I
GC/MS VOA ORGANICS ANALYSIS DATA SHEET

Lab Name: TestAmerica Edison | Job No.: 460-107721-1
SDG No.:
Client Sample ID: | Lab Sample ID: MB 460-346773/7
Matrix: Water | Lab File ID: V43863.D
Analysis Method: OLM04.2/VOL | Date Collected:
Sample wt/vol: 5(mL) | Date Analyzed: 01/20/2016 19:53
Soil Aliquot Vol: | Dilution Factor: 1
Soil Extract Vol.: | GC Column: Rtx-624 ID: 0.25(mm)
% Moisture: | Level: (low/med) Low
Analysis Batch No.: 346773 | Units: ug/L

CAS NO.	COMPOUND NAME	RESULT	Q	RL	MDL
98-82-8	Isopropylbenzene	1.0	U	1.0	0.10
179601-23-1	m&p-Xylene	1.0	U	1.0	0.10
79-20-9	Methyl acetate	1.0	U	1.0	0.10
78-93-3	Methyl ethyl ketone (MEK)	1.0	U	1.0	0.10
108-10-1	Methyl isobutyl ketone (MIBK)	1.0	U	1.0	0.10
1634-04-4	Methyl tert-butyl ether	1.0	U	1.0	0.10
108-87-2	Methylcyclohexane	1.0	U	1.0	0.10
75-09-2	Methylene Chloride	1.0	U	1.0	0.10
95-47-6	o-Xylene	1.0	U	1.0	0.10
100-42-5	Styrene	1.0	U	1.0	0.10
127-18-4	Tetrachloroethene	1.0	U	1.0	0.10
108-88-3	Toluene	1.0	U	1.0	0.10
156-60-5	trans-1,2-Dichloroethene	1.0	U	1.0	0.10
10061-02-6	trans-1,3-Dichloropropene	1.0	U	1.0	0.10
79-01-6	Trichloroethene	1.0	U	1.0	0.10
75-01-4	Vinyl chloride	1.0	U	1.0	0.10
1330-20-7	Xylenes, Total	1.0	U	1.0	0.10
76-13-1	1,1,2-Trichloro-1,2,2-trifluoroethane	1.0	U	1.0	0.10

CAS NO.	SURROGATE	%REC	Q	LIMITS
17060-07-0	1,2-Dichloroethane-d4 (Surr)	112		76-114
460-00-4	Bromofluorobenzene	102		86-115
2037-26-5	Toluene-d8 (Surr)	97		88-110

FORM I
GC/MS VOA ORGANICS ANALYSIS DATA SHEET
TENTATIVELY IDENTIFIED COMPOUNDS

Lab Name: TestAmerica Edison Job No.: 460-107721-1

SDG No.:

Client Sample ID: Lab Sample ID: MB 460-346773/7

Matrix: Water Lab File ID: V43863.D

Analysis Method: OLM04.2/VOL Date Collected:

Sample wt/vol: 5(mL) Date Analyzed: 01/20/2016 19:53

Soil Aliquot Vol: Dilution Factor: 1

Soil Extract Vol.: GC Column: Rtx-624 ID: 0.25(mm)

% Moisture: Level: (low/med) Low

Analysis Batch No.: 346773 Units: ug/L

Number TICs Found: 0 TIC Result Total: 0

CAS NO.	COMPOUND NAME	RT	RESULT	Q
	Tentatively Identified Compound		None	

FORM V
GC/MS VOA INSTRUMENT PERFORMANCE CHECK
BROMOFLUOROBENZENE (BFB)

Lab Name: TestAmerica Edison Job No.: 460-107721-1

SDG No.:

Lab File ID: V43898.D BFB Injection Date: 01/21/2016

Instrument ID: CVOAMS7 BFB Injection Time: 22:58

Analysis Batch No.: 347048

M/E	ION ABUNDANCE CRITERIA	% RELATIVE ABUNDANCE	
50	8.0 - 40.0% of mass 95	18.0	
75	30.0 - 66.0% of mass 95	46.5	
95	Base peak, 100% relative abundance	100.0	
96	5.0 - 9.0% of mass 95	6.5	
173	Less than 2.0% of mass 174	1.1	(1.2) 1
174	50.0 - 120.0% of mass 95	92.5	
175	4.0 - 9.0 % of mass 174	6.9	(7.4) 1
176	93.0 - 101.0% of mass 174	89.6	(96.9) 1
177	5.0 - 9.0% of mass 176	5.3	(6.0) 2

1-Value is % mass 174 2-Value is % mass 176

THIS CHECK APPLIES TO THE FOLLOWING SAMPLES, MS, MSD, BLANKS AND STANDARDS:

CLIENT SAMPLE ID	LAB SAMPLE ID	LAB FILE ID	DATE ANALYZED	TIME ANALYZED
	CCVIS 460-347048/2	V43899.D	01/21/2016	23:21
	LCS 460-347048/3	V43900.D	01/21/2016	23:44
	LCSD 460-347048/4	V43901.D	01/22/2016	00:07
	MB 460-347048/7	V43904.D	01/22/2016	01:29
SW-N13000-XX	460-107721-10	V43908.D	01/22/2016	03:02
SW-N12999-XX	460-107721-11	V43909.D	01/22/2016	03:25
MW-51ML-XX	460-107721-13	V43910.D	01/22/2016	03:48
MW-51MI-XX	460-107721-14	V43911.D	01/22/2016	04:11
MW-31ML-XX	460-107721-4	V43913.D	01/22/2016	04:57
MW-31GL-XX	460-107721-5	V43914.D	01/22/2016	05:21
SW-N5099-XX	460-107721-12	V43915.D	01/22/2016	05:44
MW-35GL-XX	460-107721-3	V43916.D	01/22/2016	06:07

FORM VII
GC/MS VOA CONTINUING CALIBRATION DATA

Lab Name: TestAmerica Edison Job No.: 460-107721-1

SDG No.:

Lab Sample ID: CCVIS 460-347048/2 Calibration Date: 01/21/2016 23:21

Instrument ID: CVOAMS7 Calib Start Date: 10/02/2015 08:13

GC Column: Rtx-624 ID: 0.25(mm) Calib End Date: 10/02/2015 10:16

Lab File ID: V43899.D Conc. Units: ug/L Heated Purge: (Y/N) N

ANALYTE	CURVE TYPE	AVE RRF	RRF	MIN RRF	CALC AMOUNT	SPIKE AMOUNT	%D	MAX %D
Chlorotrifluoromethane	Ave	0.5380	0.5577		51.8	50.0	3.7	
Freon 115	Ave	0.2096	0.2477		59.1	50.0	18.2	
Chlorotrifluoroethene	Ave	0.7156	0.7003		48.9	50.0	-2.1	
Freon 152a	Ave	1.758	2.502		71.1	50.0	42.3	
Dichlorodifluoromethane	Ave	1.699	1.839	0.0100	54.1	50.0	8.2	
Chlorodifluoromethane	Ave	2.522	3.015		59.8	50.0	19.6	
Chloromethane	Ave	2.205	2.696	0.0100	61.1	50.0	22.3	
Vinyl chloride	Ave	2.293	2.538	0.1000	55.3	50.0	10.7	25.0
Bromomethane	Ave	1.774	0.9685	0.1000	27.3	50.0	-45.4*	25.0
Chloroethane	Ave	1.974	1.646	0.0100	41.7	50.0	-16.6	
Freon 11	Ave	4.029	3.425	0.0100	42.5	50.0	-15.0	
1,2-Dichloro-1,1,2-trifluoro ethane	Ave	2.942	2.181		37.1	50.0	-25.9	
Freon 123	Ave	3.590	2.811		39.1	50.0	-21.7	
1,1,2-Trichloro-1,2,2-triflu oroethane	Ave	2.385	1.877	0.0100	39.4	50.0	-21.3	
1,1-Dichloroethene	Ave	2.397	2.124	0.1000	44.3	50.0	-11.4	25.0
Acetone	Ave	1.017	0.7228	0.0100	35.5	50.0	-29.0	
Carbon disulfide	Ave	8.374	5.984	0.0100	35.7	50.0	-28.5	
Methyl acetate	Ave	2.079	1.937	0.0100	46.6	50.0	-6.8	
Methylene Chloride	Ave	2.753	2.601	0.0100	47.2	50.0	-5.5	
Methyl tert-butyl ether	Ave	5.690	6.799	0.0100	59.7	50.0	19.5	
trans-1,2-Dichloroethene	Ave	2.077	2.338	0.0100	56.3	50.0	12.5	
1,1-Dichloroethane	Ave	3.430	4.218	0.2000	61.5	50.0	23.0	25.0
cis-1,2-Dichloroethene	Ave	2.184	2.607	0.0100	59.7	50.0	19.4	
Methyl ethyl ketone (MEK)	Ave	0.996	1.112	0.0100	55.9	50.0	11.7	
Chloroform	Ave	3.608	4.192	0.2000	58.1	50.0	16.2	25.0
Cyclohexane	Ave	0.4790	0.5077	0.0100	53.0	50.0	6.0	
1,1,1-Trichloroethane	Ave	0.5435	0.5686	0.1000	52.3	50.0	4.6	25.0
Carbon tetrachloride	Ave	0.4514	0.4895	0.1000	54.2	50.0	8.4	25.0
Benzene	Ave	1.367	1.538	0.5000	56.2	50.0	12.4	25.0
1,2-Dichloroethane	Ave	2.838	3.229	0.1000	56.9	50.0	13.8	25.0
Trichloroethene	Ave	0.3995	0.4215	0.3000	52.8	50.0	5.5	25.0
Methylcyclohexane	Ave	0.5173	0.5059	0.0100	48.9	50.0	-2.2	
1,2-Dichloropropane	Ave	0.3392	0.3858	0.0100	56.9	50.0	13.7	
Bromodichloromethane	Ave	0.4717	0.5118	0.2000	54.2	50.0	8.5	25.0
cis-1,3-Dichloropropene	Ave	0.5404	0.5969	0.2000	55.2	50.0	10.5	25.0
Methyl isobutyl ketone (MIBK)	Ave	0.3666	0.3385	0.0100	46.2	50.0	-7.7	
Toluene	Ave	1.592	1.567	0.4000	49.2	50.0	-1.5	25.0
trans-1,3-Dichloropropene	Ave	0.5097	0.5383	0.1000	52.8	50.0	5.6	25.0
1,1,2-Trichloroethane	Ave	0.3267	0.3552	0.1000	54.4	50.0	8.7	25.0

FORM VII
GC/MS VOA CONTINUING CALIBRATION DATA

Lab Name: TestAmerica Edison Job No.: 460-107721-1

SDG No.:

Lab Sample ID: CCVIS 460-347048/2 Calibration Date: 01/21/2016 23:21

Instrument ID: CVOAMS7 Calib Start Date: 10/02/2015 08:13

GC Column: Rtx-624 ID: 0.25(mm) Calib End Date: 10/02/2015 10:16

Lab File ID: V43899.D Conc. Units: ug/L Heated Purge: (Y/N) N

ANALYTE	CURVE TYPE	AVE RRF	RRF	MIN RRF	CALC AMOUNT	SPIKE AMOUNT	%D	MAX %D
Tetrachloroethene	Ave	0.3310	0.3204	0.2000	48.4	50.0	-3.2	25.0
2-Hexanone	Ave	0.2519	0.2084	0.0100	41.3	50.0	-17.3	
Dibromochloromethane	Ave	0.4056	0.4040	0.1000	49.8	50.0	-0.4	25.0
1,2-Dibromoethane	Ave	0.3576	0.3654	0.0100	51.1	50.0	2.2	
Chlorobenzene	Ave	1.123	1.050	0.5000	46.7	50.0	-6.6	25.0
Ethylbenzene	Ave	0.5574	0.5237	0.1000	47.0	50.0	-6.0	25.0
m&p-Xylene	Ave	1.411	0.6442	0.3000	96.4	100	-54.3	
o-Xylene	Ave	0.6685	0.6411	0.3000	47.9	50.0	-4.1	
Styrene	Ave	1.143	1.066	0.3000	46.7	50.0	-6.7	25.0
Bromoform	Ave	0.2647	0.2870	0.1000	54.2	50.0	8.4	25.0
Isopropylbenzene	Ave	1.606	1.489	0.0100	46.4	50.0	-7.3	
1,1,2,2-Tetrachloroethane	Ave	0.4313	0.3966	0.3000	46.0	50.0	-8.1	25.0
1,3-Dichlorobenzene	Ave	0.8133	0.7431	0.6000	45.7	50.0	-8.6	25.0
1,4-Dichlorobenzene	Ave	0.8156	0.7536	0.5000	46.2	50.0	-7.6	25.0
1,2-Dichlorobenzene	Ave	0.7784	0.7409	0.4000	47.6	50.0	-4.8	25.0
1,2-Dibromo-3-Chloropropane	Ave	0.0764	0.0655	0.0100	42.8	50.0	-14.3	
1,2,4-Trichlorobenzene	Lin		0.3629	0.2000	42.6	50.0	-14.7	25.0
1,2-Dichloroethane-d4 (Surr)	Ave	1.913	1.478	0.0100	38.7	50.0	-22.7	
Toluene-d8 (Surr)	Ave	0.9647	0.7538	0.0100	39.1	50.0	-21.9	
Bromofluorobenzene	Ave	0.4573	0.4121	0.2000	45.1	50.0	-9.9	25.0

FORM IV
GC/MS VOA METHOD BLANK SUMMARY

Lab Name: TestAmerica Edison Job No.: 460-107721-1

SDG No.:

Lab File ID: V43904.D Lab Sample ID: MB 460-347048/7

Matrix: Water Heated Purge:(Y/N) N

Instrument ID: CVOAMS7 Date Analyzed: 01/22/2016 01:29

GC Column: Rtx-624 ID: 0.25(mm)

THIS METHOD BLANK APPLIES TO THE FOLLOWING SAMPLES:

CLIENT SAMPLE ID	LAB SAMPLE ID	LAB FILE ID	DATE ANALYZED
	LCS 460-347048/3	V43900.D	01/21/2016 23:44
	LCSD 460-347048/4	V43901.D	01/22/2016 00:07
SW-N13000-XX	460-107721-10	V43908.D	01/22/2016 03:02
SW-N12999-XX	460-107721-11	V43909.D	01/22/2016 03:25
MW-51ML-XX	460-107721-13	V43910.D	01/22/2016 03:48
MW-51MI-XX	460-107721-14	V43911.D	01/22/2016 04:11
MW-31ML-XX	460-107721-4	V43913.D	01/22/2016 04:57
MW-31GL-XX	460-107721-5	V43914.D	01/22/2016 05:21
SW-N5099-XX	460-107721-12	V43915.D	01/22/2016 05:44
MW-35GL-XX	460-107721-3	V43916.D	01/22/2016 06:07

FORM I
GC/MS VOA ORGANICS ANALYSIS DATA SHEET

Lab Name: TestAmerica Edison | Job No.: 460-107721-1
SDG No.:
Client Sample ID: | Lab Sample ID: MB 460-347048/7
Matrix: Water | Lab File ID: V43904.D
Analysis Method: OLM04.2/VOL | Date Collected:
Sample wt/vol: 5(mL) | Date Analyzed: 01/22/2016 01:29
Soil Aliquot Vol: | Dilution Factor: 1
Soil Extract Vol.: | GC Column: Rtx-624 ID: 0.25(mm)
% Moisture: | Level: (low/med) Low
Analysis Batch No.: 347048 | Units: ug/L

CAS NO.	COMPOUND NAME	RESULT	Q	RL	MDL
71-55-6	1,1,1-Trichloroethane	1.0	U	1.0	0.10
79-34-5	1,1,2,2-Tetrachloroethane	1.0	U	1.0	0.10
79-00-5	1,1,2-Trichloroethane	1.0	U	1.0	0.10
75-34-3	1,1-Dichloroethane	1.0	U	1.0	0.10
75-35-4	1,1-Dichloroethene	1.0	U	1.0	0.10
120-82-1	1,2,4-Trichlorobenzene	1.0	U	1.0	0.10
96-12-8	1,2-Dibromo-3-Chloropropane	1.0	U	1.0	0.10
106-93-4	1,2-Dibromoethane	1.0	U	1.0	0.10
95-50-1	1,2-Dichlorobenzene	1.0	U	1.0	0.10
107-06-2	1,2-Dichloroethane	1.0	U	1.0	0.10
78-87-5	1,2-Dichloropropane	1.0	U	1.0	0.10
541-73-1	1,3-Dichlorobenzene	1.0	U	1.0	0.10
106-46-7	1,4-Dichlorobenzene	1.0	U	1.0	0.10
591-78-6	2-Hexanone	1.0	U	1.0	0.10
67-64-1	Acetone	1.0	U	1.0	0.10
71-43-2	Benzene	1.0	U	1.0	0.10
75-27-4	Bromodichloromethane	1.0	U	1.0	0.10
75-25-2	Bromoform	1.0	U	1.0	0.10
74-83-9	Bromomethane	1.0	U	1.0	0.10
75-15-0	Carbon disulfide	1.0	U	1.0	0.10
56-23-5	Carbon tetrachloride	1.0	U	1.0	0.10
108-90-7	Chlorobenzene	1.0	U	1.0	0.10
75-45-6	Chlorodifluoromethane	1.0	U	1.0	0.10
75-00-3	Chloroethane	1.0	U	1.0	0.10
67-66-3	Chloroform	1.0	U	1.0	0.10
74-87-3	Chloromethane	1.0	U	1.0	0.10
156-59-2	cis-1,2-Dichloroethene	1.0	U	1.0	0.10
10061-01-5	cis-1,3-Dichloropropene	1.0	U	1.0	0.10
110-82-7	Cyclohexane	1.0	U	1.0	0.10
124-48-1	Dibromochloromethane	1.0	U	1.0	0.10
75-71-8	Dichlorodifluoromethane	1.0	U	1.0	0.10
100-41-4	Ethylbenzene	1.0	U	1.0	0.10
75-69-4	Freon 11	1.0	U	1.0	0.10
76-15-3	Freon 115	1.0	U	1.0	0.10
306-83-2	Freon 123	1.0	U	1.0	0.10
75-37-6	Freon 152a	1.0	U	1.0	0.10

FORM I
GC/MS VOA ORGANICS ANALYSIS DATA SHEET

Lab Name: TestAmerica Edison | Job No.: 460-107721-1

SDG No.:

Client Sample ID: | Lab Sample ID: MB 460-347048/7

Matrix: Water | Lab File ID: V43904.D

Analysis Method: OLM04.2/VOL | Date Collected:

Sample wt/vol: 5(mL) | Date Analyzed: 01/22/2016 01:29

Soil Aliquot Vol: | Dilution Factor: 1

Soil Extract Vol.: | GC Column: Rtx-624 ID: 0.25(mm)

% Moisture: | Level: (low/med) Low

Analysis Batch No.: 347048 | Units: ug/L

CAS NO.	COMPOUND NAME	RESULT	Q	RL	MDL
98-82-8	Isopropylbenzene	1.0	U	1.0	0.10
179601-23-1	m&p-Xylene	1.0	U	1.0	0.10
79-20-9	Methyl acetate	1.0	U	1.0	0.10
78-93-3	Methyl ethyl ketone (MEK)	1.0	U	1.0	0.10
108-10-1	Methyl isobutyl ketone (MIBK)	1.0	U	1.0	0.10
1634-04-4	Methyl tert-butyl ether	1.0	U	1.0	0.10
108-87-2	Methylcyclohexane	1.0	U	1.0	0.10
75-09-2	Methylene Chloride	1.0	U	1.0	0.10
95-47-6	o-Xylene	1.0	U	1.0	0.10
100-42-5	Styrene	1.0	U	1.0	0.10
127-18-4	Tetrachloroethene	1.0	U	1.0	0.10
108-88-3	Toluene	1.0	U	1.0	0.10
156-60-5	trans-1,2-Dichloroethene	1.0	U	1.0	0.10
10061-02-6	trans-1,3-Dichloropropene	1.0	U	1.0	0.10
79-01-6	Trichloroethene	1.0	U	1.0	0.10
75-01-4	Vinyl chloride	1.0	U	1.0	0.10
1330-20-7	Xylenes, Total	1.0	U	1.0	0.10
76-13-1	1,1,2-Trichloro-1,2,2-trifluoroethane	1.0	U	1.0	0.10
76-13-1	Freon 113	1.0	U	1.0	0.10

CAS NO.	SURROGATE	%REC	Q	LIMITS
17060-07-0	1,2-Dichloroethane-d4 (Surr)	106		76-114
460-00-4	Bromofluorobenzene	103		86-115
2037-26-5	Toluene-d8 (Surr)	101		88-110

FORM I
GC/MS VOA ORGANICS ANALYSIS DATA SHEET
TENTATIVELY IDENTIFIED COMPOUNDS

Lab Name: TestAmerica Edison Job No.: 460-107721-1

SDG No.:

Client Sample ID: Lab Sample ID: MB 460-347048/7

Matrix: Water Lab File ID: V43904.D

Analysis Method: OLM04.2/VOL Date Collected:

Sample wt/vol: 5(mL) Date Analyzed: 01/22/2016 01:29

Soil Aliquot Vol: Dilution Factor: 1

Soil Extract Vol.: GC Column: Rtx-624 ID: 0.25(mm)

% Moisture: Level: (low/med) Low

Analysis Batch No.: 347048 Units: ug/L

Number TICs Found: 0 TIC Result Total: 0

CAS NO.	COMPOUND NAME	RT	RESULT	Q
	Tentatively Identified Compound		None	

FORM V
GC/MS VOA INSTRUMENT PERFORMANCE CHECK
BROMOFLUOROBENZENE (BFB)

Lab Name: TestAmerica Edison Job No.: 460-107721-1

SDG No.:

Lab File ID: V43928.D BFB Injection Date: 01/22/2016

Instrument ID: CVOAMS7 BFB Injection Time: 18:33

Analysis Batch No.: 347228

M/E	ION ABUNDANCE CRITERIA	% RELATIVE ABUNDANCE	
50	8.0 - 40.0% of mass 95	17.8	
75	30.0 - 66.0% of mass 95	49.1	
95	Base peak, 100% relative abundance	100.0	
96	5.0 - 9.0% of mass 95	6.2	
173	Less than 2.0% of mass 174	1.3	(1.3) 1
174	50.0 - 120.0% of mass 95	100.1	
175	4.0 - 9.0 % of mass 174	7.6	(7.6) 1
176	93.0 - 101.0% of mass 174	96.3	(96.3) 1
177	5.0 - 9.0% of mass 176	6.1	(6.4) 2

1-Value is % mass 174 2-Value is % mass 176

THIS CHECK APPLIES TO THE FOLLOWING SAMPLES, MS, MSD, BLANKS AND STANDARDS:

CLIENT SAMPLE ID	LAB SAMPLE ID	LAB FILE ID	DATE ANALYZED	TIME ANALYZED
	CCVIS 460-347228/2	V43929.D	01/22/2016	19:21
	LCS 460-347228/3	V43930.D	01/22/2016	20:08
	LCSD 460-347228/4	V43931.D	01/22/2016	20:31
	MB 460-347228/7	V43934.D	01/22/2016	21:40
MW-500-XX DL	460-107721-9 DL	V43937.D	01/22/2016	23:12
MW-35GL-XX DL	460-107721-3 DL	V43939.D	01/22/2016	23:59
MW-31MI-XX DL	460-107721-6 DL	V43940.D	01/23/2016	00:22
MW-31MI-XX	460-107721-6	V43945.D	01/23/2016	02:21

FORM VII
GC/MS VOA CONTINUING CALIBRATION DATA

Lab Name: TestAmerica Edison Job No.: 460-107721-1

SDG No.:

Lab Sample ID: CCVIS 460-347228/2 Calibration Date: 01/22/2016 19:21

Instrument ID: CVOAMS7 Calib Start Date: 10/02/2015 08:13

GC Column: Rtx-624 ID: 0.25(mm) Calib End Date: 10/02/2015 10:16

Lab File ID: V43929.D Conc. Units: ug/L Heated Purge: (Y/N) N

ANALYTE	CURVE TYPE	AVE RRF	RRF	MIN RRF	CALC AMOUNT	SPIKE AMOUNT	%D	MAX %D
Chlorotrifluoromethane	Ave	0.5380	0.4619		42.9	50.0	-14.1	
Freon 115	Ave	0.2096	0.2057		49.1	50.0	-1.9	
Chlorotrifluoroethene	Ave	0.7156	0.6256		43.7	50.0	-12.6	
Freon 152a	Ave	1.758	1.935		55.0	50.0	10.1	
Dichlorodifluoromethane	Ave	1.699	1.633	0.0100	48.0	50.0	-3.9	
Chlorodifluoromethane	Ave	2.522	2.414		47.9	50.0	-4.3	
Chloromethane	Ave	2.205	2.084	0.0100	47.3	50.0	-5.5	
Vinyl chloride	Ave	2.293	1.922	0.1000	41.9	50.0	-16.2	25.0
Bromomethane	Ave	1.774	0.8014	0.1000	22.6	50.0	-54.8*	25.0
Chloroethane	Ave	1.974	1.252	0.0100	31.7	50.0	-36.6	
Freon 11	Ave	4.029	3.073	0.0100	38.1	50.0	-23.7	
1,2-Dichloro-1,1,2-trifluoro ethane	Ave	2.942	1.865		31.7	50.0	-36.6	
Freon 123	Ave	3.590	2.395		33.4	50.0	-33.3	
1,1,2-Trichloro-1,2,2-triflu oroethane	Ave	2.385	1.730	0.0100	36.3	50.0	-27.5	
1,1-Dichloroethene	Ave	2.397	1.640	0.1000	34.2	50.0	-31.6*	25.0
Acetone	Ave	1.017	0.6901	0.0100	33.9	50.0	-32.2	
Carbon disulfide	Ave	8.374	4.257	0.0100	25.4	50.0	-49.2	
Methyl acetate	Ave	2.079	1.502	0.0100	36.1	50.0	-27.8	
Methylene Chloride	Ave	2.753	1.848	0.0100	33.6	50.0	-32.9	
Methyl tert-butyl ether	Ave	5.690	5.359	0.0100	47.1	50.0	-5.8	
trans-1,2-Dichloroethene	Ave	2.077	1.712	0.0100	41.2	50.0	-17.6	
1,1-Dichloroethane	Ave	3.430	3.154	0.2000	46.0	50.0	-8.1	25.0
cis-1,2-Dichloroethene	Ave	2.184	1.918	0.0100	43.9	50.0	-12.1	
Methyl ethyl ketone (MEK)	Ave	0.996	0.9055	0.0100	45.5	50.0	-9.1	
Chloroform	Ave	3.608	3.145	0.2000	43.6	50.0	-12.8	25.0
Cyclohexane	Ave	0.4790	0.5036	0.0100	52.6	50.0	5.1	
1,1,1-Trichloroethane	Ave	0.5435	0.4965	0.1000	45.7	50.0	-8.6	25.0
Carbon tetrachloride	Ave	0.4514	0.4379	0.1000	48.5	50.0	-3.0	25.0
Benzene	Ave	1.367	1.270	0.5000	46.5	50.0	-7.1	25.0
1,2-Dichloroethane	Ave	2.838	2.428	0.1000	42.8	50.0	-14.4	25.0
Trichloroethene	Ave	0.3995	0.3516	0.3000	44.0	50.0	-12.0	25.0
Methylcyclohexane	Ave	0.5173	0.4938	0.0100	47.7	50.0	-4.5	
1,2-Dichloropropane	Ave	0.3392	0.3180	0.0100	46.9	50.0	-6.2	
Bromodichloromethane	Ave	0.4717	0.4210	0.2000	44.6	50.0	-10.8	25.0
cis-1,3-Dichloropropene	Ave	0.5404	0.4830	0.2000	44.7	50.0	-10.6	25.0
Methyl isobutyl ketone (MIBK)	Ave	0.3666	0.3147	0.0100	42.9	50.0	-14.2	
Toluene	Ave	1.592	1.418	0.4000	44.6	50.0	-10.9	25.0
trans-1,3-Dichloropropene	Ave	0.5097	0.4328	0.1000	42.5	50.0	-15.1	25.0
1,1,2-Trichloroethane	Ave	0.3267	0.3047	0.1000	46.6	50.0	-6.7	25.0

FORM VII
GC/MS VOA CONTINUING CALIBRATION DATA

Lab Name: TestAmerica Edison Job No.: 460-107721-1

SDG No.:

Lab Sample ID: CCVIS 460-347228/2 Calibration Date: 01/22/2016 19:21

Instrument ID: CVOAMS7 Calib Start Date: 10/02/2015 08:13

GC Column: Rtx-624 ID: 0.25(mm) Calib End Date: 10/02/2015 10:16

Lab File ID: V43929.D Conc. Units: ug/L Heated Purge: (Y/N) N

ANALYTE	CURVE TYPE	AVE RRF	RRF	MIN RRF	CALC AMOUNT	SPIKE AMOUNT	%D	MAX %D
Tetrachloroethene	Ave	0.3310	0.2980	0.2000	45.0	50.0	-10.0	25.0
2-Hexanone	Ave	0.2519	0.2107	0.0100	41.8	50.0	-16.4	
Dibromochloromethane	Ave	0.4056	0.3618	0.1000	44.6	50.0	-10.8	25.0
1,2-Dibromoethane	Ave	0.3576	0.3386	0.0100	47.3	50.0	-5.3	
Chlorobenzene	Ave	1.123	0.9570	0.5000	42.6	50.0	-14.8	25.0
Ethylbenzene	Ave	0.5574	0.4703	0.1000	42.2	50.0	-15.6	25.0
m&p-Xylene	Ave	1.411	0.5881	0.3000	88.0	100	-58.3	
o-Xylene	Ave	0.6685	0.5823	0.3000	43.6	50.0	-12.9	
Styrene	Ave	1.143	0.9807	0.3000	42.9	50.0	-14.2	25.0
Bromoform	Ave	0.2647	0.2442	0.1000	46.1	50.0	-7.8	25.0
Isopropylbenzene	Ave	1.606	1.451	0.0100	45.2	50.0	-9.6	
1,1,2,2-Tetrachloroethane	Ave	0.4313	0.3842	0.3000	44.5	50.0	-10.9	25.0
1,3-Dichlorobenzene	Ave	0.8133	0.7036	0.6000	43.3	50.0	-13.5	25.0
1,4-Dichlorobenzene	Ave	0.8156	0.7198	0.5000	44.1	50.0	-11.7	25.0
1,2-Dichlorobenzene	Ave	0.7784	0.7064	0.4000	45.4	50.0	-9.3	25.0
1,2-Dibromo-3-Chloropropane	Ave	0.0764	0.0640	0.0100	41.9	50.0	-16.3	
1,2,4-Trichlorobenzene	Lin		0.3704	0.2000	43.5	50.0	-12.9	25.0
1,2-Dichloroethane-d4 (Surr)	Ave	1.913	1.490	0.0100	39.0	50.0	-22.1	
Toluene-d8 (Surr)	Ave	0.9647	0.8314	0.0100	43.1	50.0	-13.8	
Bromofluorobenzene	Ave	0.4573	0.4286	0.2000	46.9	50.0	-6.3	25.0

FORM IV
GC/MS VOA METHOD BLANK SUMMARY

Lab Name: TestAmerica Edison Job No.: 460-107721-1

SDG No.:

Lab File ID: V43934.D Lab Sample ID: MB 460-347228/7

Matrix: Water Heated Purge:(Y/N) N

Instrument ID: CVOAMS7 Date Analyzed: 01/22/2016 21:40

GC Column: Rtx-624 ID: 0.25(mm)

THIS METHOD BLANK APPLIES TO THE FOLLOWING SAMPLES:

CLIENT SAMPLE ID	LAB SAMPLE ID	LAB FILE ID	DATE ANALYZED
	LCS 460-347228/3	V43930.D	01/22/2016 20:08
	LCSD 460-347228/4	V43931.D	01/22/2016 20:31
MW-500-XX DL	460-107721-9 DL	V43937.D	01/22/2016 23:12
MW-35GL-XX DL	460-107721-3 DL	V43939.D	01/22/2016 23:59
MW-31MI-XX DL	460-107721-6 DL	V43940.D	01/23/2016 00:22
MW-31MI-XX	460-107721-6	V43945.D	01/23/2016 02:21

FORM I
GC/MS VOA ORGANICS ANALYSIS DATA SHEET

Lab Name: TestAmerica Edison | Job No.: 460-107721-1
SDG No.:
Client Sample ID: | Lab Sample ID: MB 460-347228/7
Matrix: Water | Lab File ID: V43934.D
Analysis Method: OLM04.2/VOL | Date Collected:
Sample wt/vol: 5(mL) | Date Analyzed: 01/22/2016 21:40
Soil Aliquot Vol: | Dilution Factor: 1
Soil Extract Vol.: | GC Column: Rtx-624 ID: 0.25(mm)
% Moisture: | Level: (low/med) Low
Analysis Batch No.: 347228 | Units: ug/L

CAS NO.	COMPOUND NAME	RESULT	Q	RL	MDL
71-55-6	1,1,1-Trichloroethane	1.0	U	1.0	0.10
79-34-5	1,1,2,2-Tetrachloroethane	1.0	U	1.0	0.10
79-00-5	1,1,2-Trichloroethane	1.0	U	1.0	0.10
75-34-3	1,1-Dichloroethane	1.0	U	1.0	0.10
75-35-4	1,1-Dichloroethene	1.0	U	1.0	0.10
120-82-1	1,2,4-Trichlorobenzene	1.0	U	1.0	0.10
96-12-8	1,2-Dibromo-3-Chloropropane	1.0	U	1.0	0.10
106-93-4	1,2-Dibromoethane	1.0	U	1.0	0.10
95-50-1	1,2-Dichlorobenzene	1.0	U	1.0	0.10
107-06-2	1,2-Dichloroethane	1.0	U	1.0	0.10
78-87-5	1,2-Dichloropropane	1.0	U	1.0	0.10
541-73-1	1,3-Dichlorobenzene	1.0	U	1.0	0.10
106-46-7	1,4-Dichlorobenzene	1.0	U	1.0	0.10
591-78-6	2-Hexanone	1.0	U	1.0	0.10
67-64-1	Acetone	1.0	U	1.0	0.10
71-43-2	Benzene	1.0	U	1.0	0.10
75-27-4	Bromodichloromethane	1.0	U	1.0	0.10
75-25-2	Bromoform	1.0	U	1.0	0.10
74-83-9	Bromomethane	1.0	U	1.0	0.10
75-15-0	Carbon disulfide	1.0	U	1.0	0.10
56-23-5	Carbon tetrachloride	1.0	U	1.0	0.10
108-90-7	Chlorobenzene	1.0	U	1.0	0.10
75-45-6	Chlorodifluoromethane	1.0	U	1.0	0.10
75-00-3	Chloroethane	1.0	U	1.0	0.10
67-66-3	Chloroform	1.0	U	1.0	0.10
74-87-3	Chloromethane	1.0	U	1.0	0.10
156-59-2	cis-1,2-Dichloroethene	1.0	U	1.0	0.10
10061-01-5	cis-1,3-Dichloropropene	1.0	U	1.0	0.10
110-82-7	Cyclohexane	1.0	U	1.0	0.10
124-48-1	Dibromochloromethane	1.0	U	1.0	0.10
75-71-8	Dichlorodifluoromethane	1.0	U	1.0	0.10
100-41-4	Ethylbenzene	1.0	U	1.0	0.10
75-69-4	Freon 11	1.0	U	1.0	0.10
76-15-3	Freon 115	1.0	U	1.0	0.10
306-83-2	Freon 123	1.0	U	1.0	0.10
75-37-6	Freon 152a	1.0	U	1.0	0.10

FORM I
GC/MS VOA ORGANICS ANALYSIS DATA SHEET

Lab Name: TestAmerica Edison | Job No.: 460-107721-1

SDG No.:

Client Sample ID: | Lab Sample ID: MB 460-347228/7

Matrix: Water | Lab File ID: V43934.D

Analysis Method: OLM04.2/VOL | Date Collected:

Sample wt/vol: 5(mL) | Date Analyzed: 01/22/2016 21:40

Soil Aliquot Vol: | Dilution Factor: 1

Soil Extract Vol.: | GC Column: Rtx-624 ID: 0.25(mm)

% Moisture: | Level: (low/med) Low

Analysis Batch No.: 347228 | Units: ug/L

CAS NO.	COMPOUND NAME	RESULT	Q	RL	MDL
98-82-8	Isopropylbenzene	1.0	U	1.0	0.10
179601-23-1	m&p-Xylene	1.0	U	1.0	0.10
79-20-9	Methyl acetate	1.0	U	1.0	0.10
78-93-3	Methyl ethyl ketone (MEK)	1.0	U	1.0	0.10
108-10-1	Methyl isobutyl ketone (MIBK)	1.0	U	1.0	0.10
1634-04-4	Methyl tert-butyl ether	1.0	U	1.0	0.10
108-87-2	Methylcyclohexane	1.0	U	1.0	0.10
75-09-2	Methylene Chloride	1.0	U	1.0	0.10
95-47-6	o-Xylene	1.0	U	1.0	0.10
100-42-5	Styrene	1.0	U	1.0	0.10
127-18-4	Tetrachloroethene	1.0	U	1.0	0.10
108-88-3	Toluene	1.0	U	1.0	0.10
156-60-5	trans-1,2-Dichloroethene	1.0	U	1.0	0.10
10061-02-6	trans-1,3-Dichloropropene	1.0	U	1.0	0.10
79-01-6	Trichloroethene	1.0	U	1.0	0.10
75-01-4	Vinyl chloride	1.0	U	1.0	0.10
1330-20-7	Xylenes, Total	1.0	U	1.0	0.10
76-13-1	1,1,2-Trichloro-1,2,2-trifluoroethane	1.0	U	1.0	0.10

CAS NO.	SURROGATE	%REC	Q	LIMITS
17060-07-0	1,2-Dichloroethane-d4 (Surr)	104		76-114
460-00-4	Bromofluorobenzene	100		86-115
2037-26-5	Toluene-d8 (Surr)	102		88-110

FORM I
GC/MS VOA ORGANICS ANALYSIS DATA SHEET
TENTATIVELY IDENTIFIED COMPOUNDS

Lab Name: TestAmerica Edison Job No.: 460-107721-1

SDG No.:

Client Sample ID: Lab Sample ID: MB 460-347228/7

Matrix: Water Lab File ID: V43934.D

Analysis Method: OLM04.2/VOL Date Collected:

Sample wt/vol: 5(mL) Date Analyzed: 01/22/2016 21:40

Soil Aliquot Vol: Dilution Factor: 1

Soil Extract Vol.: GC Column: Rtx-624 ID: 0.25(mm)

% Moisture: Level: (low/med) Low

Analysis Batch No.: 347228 Units: ug/L

Number TICs Found: 0 TIC Result Total: 0

CAS NO.	COMPOUND NAME	RT	RESULT	Q
	Tentatively Identified Compound		None	

FORM V
GC/MS VOA INSTRUMENT PERFORMANCE CHECK
BROMOFLUOROBENZENE (BFB)

Lab Name: TestAmerica Edison Job No.: 460-107721-1

SDG No.:

Lab File ID: V43951.D BFB Injection Date: 01/25/2016

Instrument ID: CVOAMS7 BFB Injection Time: 20:26

Analysis Batch No.: 347462

M/E	ION ABUNDANCE CRITERIA	% RELATIVE ABUNDANCE	
50	8.0 - 40.0% of mass 95	17.7	
75	30.0 - 66.0% of mass 95	50.4	
95	Base peak, 100% relative abundance	100.0	
96	5.0 - 9.0% of mass 95	6.3	
173	Less than 2.0% of mass 174	0.4	(0.4) 1
174	50.0 - 120.0% of mass 95	97.3	
175	4.0 - 9.0 % of mass 174	7.6	(7.8) 1
176	93.0 - 101.0% of mass 174	93.5	(96.1) 1
177	5.0 - 9.0% of mass 176	6.4	(6.9) 2

1-Value is % mass 174 2-Value is % mass 176

THIS CHECK APPLIES TO THE FOLLOWING SAMPLES, MS, MSD, BLANKS AND STANDARDS:

CLIENT SAMPLE ID	LAB SAMPLE ID	LAB FILE ID	DATE ANALYZED	TIME ANALYZED
	CCVIS 460-347462/2	V43952.D	01/25/2016	21:05
	LCS 460-347462/3	V43953.D	01/25/2016	21:41
	MB 460-347462/7	V43957.D	01/25/2016	23:13
MW-31MI-XX MS	460-107721-6 MS	V43958.D	01/25/2016	23:36
MW-31MI-XX MSD	460-107721-6 MSD	V43959.D	01/26/2016	00:00
	STOBLK 460-347462/13	V43963.D	01/26/2016	06:42

FORM VII
GC/MS VOA CONTINUING CALIBRATION DATA

Lab Name: TestAmerica Edison Job No.: 460-107721-1

SDG No.:

Lab Sample ID: CCVIS 460-347462/2 Calibration Date: 01/25/2016 21:05

Instrument ID: CVOAMS7 Calib Start Date: 10/02/2015 08:13

GC Column: Rtx-624 ID: 0.25(mm) Calib End Date: 10/02/2015 10:16

Lab File ID: V43952.D Conc. Units: ug/L Heated Purge: (Y/N) N

ANALYTE	CURVE TYPE	AVE RRF	RRF	MIN RRF	CALC AMOUNT	SPIKE AMOUNT	%D	MAX %D
Chlorotrifluoromethane	Ave	0.5380	0.4885		45.4	50.0	-9.2	
Freon 115	Ave	0.2096	0.2187		52.2	50.0	4.3	
Chlorotrifluoroethene	Ave	0.7156	0.6479		45.3	50.0	-9.5	
Freon 152a	Ave	1.758	2.057		58.5	50.0	17.0	
Dichlorodifluoromethane	Ave	1.699	1.630	0.0100	48.0	50.0	-4.1	
Chlorodifluoromethane	Ave	2.522	2.454		48.7	50.0	-2.7	
Chloromethane	Ave	2.205	2.132	0.0100	48.4	50.0	-3.3	
Vinyl chloride	Ave	2.293	1.980	0.1000	43.2	50.0	-13.7	25.0
Bromomethane	Ave	1.774	0.8457	0.1000	23.8	50.0	-52.3*	25.0
Chloroethane	Ave	1.974	1.288	0.0100	32.6	50.0	-34.8	
Freon 11	Ave	4.029	2.990	0.0100	37.1	50.0	-25.8	
1,2-Dichloro-1,1,2-trifluoro ethane	Ave	2.942	1.908		32.4	50.0	-35.1	
Freon 123	Ave	3.590	2.363		32.9	50.0	-34.2	
1,1,2-Trichloro-1,2,2-triflu oroethane	Ave	2.385	1.722	0.0100	36.1	50.0	-27.8	
1,1-Dichloroethene	Ave	2.397	1.660	0.1000	34.6	50.0	-30.7*	25.0
Acetone	Ave	1.017	0.5456	0.0100	26.8	50.0	-46.4	
Carbon disulfide	Ave	8.374	4.767	0.0100	28.5	50.0	-43.1	
Methyl acetate	Ave	2.079	1.427	0.0100	34.3	50.0	-31.4	
Methylene Chloride	Ave	2.753	1.983	0.0100	36.0	50.0	-28.0	
Methyl tert-butyl ether	Ave	5.690	5.001	0.0100	43.9	50.0	-12.1	
trans-1,2-Dichloroethene	Ave	2.077	1.765	0.0100	42.5	50.0	-15.0	
1,1-Dichloroethane	Ave	3.430	3.201	0.2000	46.7	50.0	-6.7	25.0
cis-1,2-Dichloroethene	Ave	2.184	2.007	0.0100	46.0	50.0	-8.1	
Methyl ethyl ketone (MEK)	Ave	0.996	0.8188	0.0100	41.1	50.0	-17.8	
Chloroform	Ave	3.608	3.191	0.2000	44.2	50.0	-11.5	25.0
Cyclohexane	Ave	0.4790	0.5040	0.0100	52.6	50.0	5.2	
1,1,1-Trichloroethane	Ave	0.5435	0.4935	0.1000	45.4	50.0	-9.2	25.0
Carbon tetrachloride	Ave	0.4514	0.4397	0.1000	48.7	50.0	-2.6	25.0
Benzene	Ave	1.367	1.297	0.5000	47.4	50.0	-5.2	25.0
1,2-Dichloroethane	Ave	2.838	2.479	0.1000	43.7	50.0	-12.6	25.0
Trichloroethene	Ave	0.3995	0.3627	0.3000	45.4	50.0	-9.2	25.0
Methylcyclohexane	Ave	0.5173	0.5007	0.0100	48.4	50.0	-3.2	
1,2-Dichloropropane	Ave	0.3392	0.3256	0.0100	48.0	50.0	-4.0	
Bromodichloromethane	Ave	0.4717	0.4435	0.2000	47.0	50.0	-6.0	25.0
cis-1,3-Dichloropropene	Ave	0.5404	0.4897	0.2000	45.3	50.0	-9.4	25.0
Methyl isobutyl ketone (MIBK)	Ave	0.3666	0.3398	0.0100	46.3	50.0	-7.3	
Toluene	Ave	1.592	1.433	0.4000	45.0	50.0	-10.0	25.0
trans-1,3-Dichloropropene	Ave	0.5097	0.4550	0.1000	44.6	50.0	-10.7	25.0
1,1,2-Trichloroethane	Ave	0.3267	0.3048	0.1000	46.6	50.0	-6.7	25.0

FORM VII
GC/MS VOA CONTINUING CALIBRATION DATA

Lab Name: TestAmerica Edison Job No.: 460-107721-1

SDG No.:

Lab Sample ID: CCVIS 460-347462/2 Calibration Date: 01/25/2016 21:05

Instrument ID: CVOAMS7 Calib Start Date: 10/02/2015 08:13

GC Column: Rtx-624 ID: 0.25(mm) Calib End Date: 10/02/2015 10:16

Lab File ID: V43952.D Conc. Units: ug/L Heated Purge: (Y/N) N

ANALYTE	CURVE TYPE	AVE RRF	RRF	MIN RRF	CALC AMOUNT	SPIKE AMOUNT	%D	MAX %D
Tetrachloroethene	Ave	0.3310	0.3031	0.2000	45.8	50.0	-8.4	25.0
2-Hexanone	Ave	0.2519	0.2184	0.0100	43.4	50.0	-13.3	
Dibromochloromethane	Ave	0.4056	0.3862	0.1000	47.6	50.0	-4.8	25.0
1,2-Dibromoethane	Ave	0.3576	0.3321	0.0100	46.4	50.0	-7.1	
Chlorobenzene	Ave	1.123	0.9765	0.5000	43.5	50.0	-13.1	25.0
Ethylbenzene	Ave	0.5574	0.4868	0.1000	43.7	50.0	-12.7	25.0
m&p-Xylene	Ave	1.411	0.6099	0.3000	91.2	100	-56.8	
o-Xylene	Ave	0.6685	0.6055	0.3000	45.3	50.0	-9.4	
Styrene	Ave	1.143	1.065	0.3000	46.6	50.0	-6.8	25.0
Bromoform	Ave	0.2647	0.2590	0.1000	48.9	50.0	-2.2	25.0
Isopropylbenzene	Ave	1.606	1.477	0.0100	46.0	50.0	-8.0	
1,1,2,2-Tetrachloroethane	Ave	0.4313	0.3941	0.3000	45.7	50.0	-8.6	25.0
1,3-Dichlorobenzene	Ave	0.8133	0.7684	0.6000	47.2	50.0	-5.5	25.0
1,4-Dichlorobenzene	Ave	0.8156	0.7903	0.5000	48.4	50.0	-3.1	25.0
1,2-Dichlorobenzene	Ave	0.7784	0.7476	0.4000	48.0	50.0	-4.0	25.0
1,2-Dibromo-3-Chloropropane	Ave	0.0764	0.0659	0.0100	43.1	50.0	-13.8	
1,2,4-Trichlorobenzene	Lin		0.4987	0.2000	59.0	50.0	18.0	25.0
1,2-Dichloroethane-d4 (Surr)	Ave	1.913	1.490	0.0100	39.0	50.0	-22.1	
Toluene-d8 (Surr)	Ave	0.9647	0.8399	0.0100	43.5	50.0	-12.9	
Bromofluorobenzene	Ave	0.4573	0.4318	0.2000	47.2	50.0	-5.6	25.0

FORM IV
GC/MS VOA METHOD BLANK SUMMARY

Lab Name: TestAmerica Edison Job No.: 460-107721-1

SDG No.:

Lab File ID: V43957.D Lab Sample ID: MB 460-347462/7

Matrix: Water Heated Purge:(Y/N) N

Instrument ID: CVOAMS7 Date Analyzed: 01/25/2016 23:13

GC Column: Rtx-624 ID: 0.25(mm)

THIS METHOD BLANK APPLIES TO THE FOLLOWING SAMPLES:

CLIENT SAMPLE ID	LAB SAMPLE ID	LAB FILE ID	DATE ANALYZED
	LCS 460-347462/3	V43953.D	01/25/2016 21:41
MW-31MI-XX MS	460-107721-6 MS	V43958.D	01/25/2016 23:36
MW-31MI-XX MSD	460-107721-6 MSD	V43959.D	01/26/2016 00:00
	STOBLK 460-347462/13	V43963.D	01/26/2016 06:42

FORM I
GC/MS VOA ORGANICS ANALYSIS DATA SHEET

Lab Name: TestAmerica Edison | Job No.: 460-107721-1
SDG No.:
Client Sample ID: | Lab Sample ID: MB 460-347462/7
Matrix: Water | Lab File ID: V43957.D
Analysis Method: OLM04.2/VOL | Date Collected:
Sample wt/vol: 5(mL) | Date Analyzed: 01/25/2016 23:13
Soil Aliquot Vol: | Dilution Factor: 1
Soil Extract Vol.: | GC Column: Rtx-624 ID: 0.25(mm)
% Moisture: | Level: (low/med) Low
Analysis Batch No.: 347462 | Units: ug/L

CAS NO.	COMPOUND NAME	RESULT	Q	RL	MDL
71-55-6	1,1,1-Trichloroethane	1.0	U	1.0	0.10
79-34-5	1,1,2,2-Tetrachloroethane	1.0	U	1.0	0.10
79-00-5	1,1,2-Trichloroethane	1.0	U	1.0	0.10
75-34-3	1,1-Dichloroethane	1.0	U	1.0	0.10
75-35-4	1,1-Dichloroethene	1.0	U	1.0	0.10
120-82-1	1,2,4-Trichlorobenzene	1.0	U	1.0	0.10
96-12-8	1,2-Dibromo-3-Chloropropane	1.0	U	1.0	0.10
106-93-4	1,2-Dibromoethane	1.0	U	1.0	0.10
95-50-1	1,2-Dichlorobenzene	1.0	U	1.0	0.10
107-06-2	1,2-Dichloroethane	1.0	U	1.0	0.10
78-87-5	1,2-Dichloropropane	1.0	U	1.0	0.10
541-73-1	1,3-Dichlorobenzene	1.0	U	1.0	0.10
106-46-7	1,4-Dichlorobenzene	1.0	U	1.0	0.10
591-78-6	2-Hexanone	1.0	U	1.0	0.10
67-64-1	Acetone	1.0	U	1.0	0.10
71-43-2	Benzene	1.0	U	1.0	0.10
75-27-4	Bromodichloromethane	1.0	U	1.0	0.10
75-25-2	Bromoform	1.0	U	1.0	0.10
74-83-9	Bromomethane	1.0	U	1.0	0.10
75-15-0	Carbon disulfide	1.0	U	1.0	0.10
56-23-5	Carbon tetrachloride	1.0	U	1.0	0.10
108-90-7	Chlorobenzene	1.0	U	1.0	0.10
75-45-6	Chlorodifluoromethane	1.0	U	1.0	0.10
75-00-3	Chloroethane	1.0	U	1.0	0.10
67-66-3	Chloroform	1.0	U	1.0	0.10
74-87-3	Chloromethane	1.0	U	1.0	0.10
156-59-2	cis-1,2-Dichloroethene	1.0	U	1.0	0.10
10061-01-5	cis-1,3-Dichloropropene	1.0	U	1.0	0.10
110-82-7	Cyclohexane	1.0	U	1.0	0.10
124-48-1	Dibromochloromethane	1.0	U	1.0	0.10
75-71-8	Dichlorodifluoromethane	1.0	U	1.0	0.10
100-41-4	Ethylbenzene	1.0	U	1.0	0.10
75-69-4	Freon 11	1.0	U	1.0	0.10
76-15-3	Freon 115	1.0	U	1.0	0.10
306-83-2	Freon 123	1.0	U	1.0	0.10
75-37-6	Freon 152a	1.0	U	1.0	0.10

FORM I
GC/MS VOA ORGANICS ANALYSIS DATA SHEET

Lab Name: TestAmerica Edison | Job No.: 460-107721-1

SDG No.:

Client Sample ID: | Lab Sample ID: MB 460-347462/7

Matrix: Water | Lab File ID: V43957.D

Analysis Method: OLM04.2/VOL | Date Collected:

Sample wt/vol: 5(mL) | Date Analyzed: 01/25/2016 23:13

Soil Aliquot Vol: | Dilution Factor: 1

Soil Extract Vol.: | GC Column: Rtx-624 ID: 0.25(mm)

% Moisture: | Level: (low/med) Low

Analysis Batch No.: 347462 | Units: ug/L

CAS NO.	COMPOUND NAME	RESULT	Q	RL	MDL
98-82-8	Isopropylbenzene	1.0	U	1.0	0.10
179601-23-1	m&p-Xylene	1.0	U	1.0	0.10
79-20-9	Methyl acetate	1.0	U	1.0	0.10
78-93-3	Methyl ethyl ketone (MEK)	1.0	U	1.0	0.10
108-10-1	Methyl isobutyl ketone (MIBK)	1.0	U	1.0	0.10
1634-04-4	Methyl tert-butyl ether	1.0	U	1.0	0.10
108-87-2	Methylcyclohexane	1.0	U	1.0	0.10
75-09-2	Methylene Chloride	1.0	U	1.0	0.10
95-47-6	o-Xylene	1.0	U	1.0	0.10
100-42-5	Styrene	1.0	U	1.0	0.10
127-18-4	Tetrachloroethene	1.0	U	1.0	0.10
108-88-3	Toluene	1.0	U	1.0	0.10
156-60-5	trans-1,2-Dichloroethene	1.0	U	1.0	0.10
10061-02-6	trans-1,3-Dichloropropene	1.0	U	1.0	0.10
79-01-6	Trichloroethene	1.0	U	1.0	0.10
75-01-4	Vinyl chloride	1.0	U	1.0	0.10
1330-20-7	Xylenes, Total	1.0	U	1.0	0.10
76-13-1	1,1,2-Trichloro-1,2,2-trifluoroethane	1.0	U	1.0	0.10

CAS NO.	SURROGATE	%REC	Q	LIMITS
17060-07-0	1,2-Dichloroethane-d4 (Surr)	105		76-114
460-00-4	Bromofluorobenzene	103		86-115
2037-26-5	Toluene-d8 (Surr)	98		88-110

FORM I
GC/MS VOA ORGANICS ANALYSIS DATA SHEET

Lab Name: TestAmerica Edison
Job No.: 460-107721-1
SDG No.:
Client Sample ID:
Lab Sample ID: STOBLK 460-347462/13
Matrix: Water
Lab File ID: V43963.D
Analysis Method: OLM04.2/VOL
Date Collected:
Sample wt/vol: 5(mL)
Date Analyzed: 01/26/2016 06:42
Soil Aliquot Vol:
Dilution Factor: 1
Soil Extract Vol.:
GC Column: Rtx-624 ID: 0.25(mm)
% Moisture:
Level: (low/med) Low
Analysis Batch No.: 347462
Units: ug/L

CAS NO.	COMPOUND NAME	RESULT	Q	RL	MDL
71-55-6	1,1,1-Trichloroethane	1.0	U	1.0	0.10
79-34-5	1,1,2,2-Tetrachloroethane	1.0	U	1.0	0.10
79-00-5	1,1,2-Trichloroethane	1.0	U	1.0	0.10
75-34-3	1,1-Dichloroethane	1.0	U	1.0	0.10
75-35-4	1,1-Dichloroethene	1.0	U	1.0	0.10
120-82-1	1,2,4-Trichlorobenzene	1.0	U	1.0	0.10
96-12-8	1,2-Dibromo-3-Chloropropane	1.0	U	1.0	0.10
106-93-4	1,2-Dibromoethane	1.0	U	1.0	0.10
95-50-1	1,2-Dichlorobenzene	1.0	U	1.0	0.10
107-06-2	1,2-Dichloroethane	1.0	U	1.0	0.10
78-87-5	1,2-Dichloropropane	1.0	U	1.0	0.10
541-73-1	1,3-Dichlorobenzene	1.0	U	1.0	0.10
106-46-7	1,4-Dichlorobenzene	1.0	U	1.0	0.10
591-78-6	2-Hexanone	1.0	U	1.0	0.10
67-64-1	Acetone	1.0	U	1.0	0.10
71-43-2	Benzene	1.0	U	1.0	0.10
75-27-4	Bromodichloromethane	1.0	U	1.0	0.10
75-25-2	Bromoform	1.0	U	1.0	0.10
74-83-9	Bromomethane	1.0	U	1.0	0.10
75-15-0	Carbon disulfide	1.0	U	1.0	0.10
56-23-5	Carbon tetrachloride	1.0	U	1.0	0.10
108-90-7	Chlorobenzene	1.0	U	1.0	0.10
75-45-6	Chlorodifluoromethane	1.0	U	1.0	0.10
75-00-3	Chloroethane	1.0	U	1.0	0.10
67-66-3	Chloroform	1.0	U	1.0	0.10
74-87-3	Chloromethane	1.0	U	1.0	0.10
156-59-2	cis-1,2-Dichloroethene	1.0	U	1.0	0.10
10061-01-5	cis-1,3-Dichloropropene	1.0	U	1.0	0.10
110-82-7	Cyclohexane	1.0	U	1.0	0.10
124-48-1	Dibromochloromethane	1.0	U	1.0	0.10
75-71-8	Dichlorodifluoromethane	1.0	U	1.0	0.10
100-41-4	Ethylbenzene	1.0	U	1.0	0.10
75-69-4	Freon 11	1.0	U	1.0	0.10
76-15-3	Freon 115	1.0	U	1.0	0.10
306-83-2	Freon 123	1.0	U	1.0	0.10
75-37-6	Freon 152a	1.0	U	1.0	0.10

FORM I
GC/MS VOA ORGANICS ANALYSIS DATA SHEET

Lab Name: TestAmerica Edison | Job No.: 460-107721-1
SDG No.:
Client Sample ID: | Lab Sample ID: STOBLK 460-347462/13
Matrix: Water | Lab File ID: V43963.D
Analysis Method: OLM04.2/VOL | Date Collected:
Sample wt/vol: 5(mL) | Date Analyzed: 01/26/2016 06:42
Soil Aliquot Vol: | Dilution Factor: 1
Soil Extract Vol.: | GC Column: Rtx-624 ID: 0.25(mm)
% Moisture: | Level: (low/med) Low
Analysis Batch No.: 347462 | Units: ug/L

CAS NO.	COMPOUND NAME	RESULT	Q	RL	MDL
98-82-8	Isopropylbenzene	1.0	U	1.0	0.10
179601-23-1	m&p-Xylene	1.0	U	1.0	0.10
79-20-9	Methyl acetate	1.0	U	1.0	0.10
78-93-3	Methyl ethyl ketone (MEK)	1.0	U	1.0	0.10
108-10-1	Methyl isobutyl ketone (MIBK)	1.0	U	1.0	0.10
1634-04-4	Methyl tert-butyl ether	1.0	U	1.0	0.10
108-87-2	Methylcyclohexane	1.0	U	1.0	0.10
75-09-2	Methylene Chloride	1.0	U	1.0	0.10
95-47-6	o-Xylene	1.0	U	1.0	0.10
100-42-5	Styrene	1.0	U	1.0	0.10
127-18-4	Tetrachloroethene	1.0	U	1.0	0.10
108-88-3	Toluene	1.0	U	1.0	0.10
156-60-5	trans-1,2-Dichloroethene	1.0	U	1.0	0.10
10061-02-6	trans-1,3-Dichloropropene	1.0	U	1.0	0.10
79-01-6	Trichloroethene	1.0	U	1.0	0.10
75-01-4	Vinyl chloride	1.0	U	1.0	0.10
1330-20-7	Xylenes, Total	1.0	U	1.0	0.10
76-13-1	1,1,2-Trichloro-1,2,2-trifluoroethane	1.0	U	1.0	0.10

CAS NO.	SURROGATE	%REC	Q	LIMITS
17060-07-0	1,2-Dichloroethane-d4 (Surr)	103		76-114
460-00-4	Bromofluorobenzene	95		86-115
2037-26-5	Toluene-d8 (Surr)	99		88-110

FORM I
GC/MS VOA ORGANICS ANALYSIS DATA SHEET
TENTATIVELY IDENTIFIED COMPOUNDS

Lab Name: TestAmerica Edison Job No.: 460-107721-1

SDG No.:

Client Sample ID: Lab Sample ID: STOBLK 460-347462/13

Matrix: Water Lab File ID: V43963.D

Analysis Method: OLM04.2/VOL Date Collected:

Sample wt/vol: 5(mL) Date Analyzed: 01/26/2016 06:42

Soil Aliquot Vol: Dilution Factor: 1

Soil Extract Vol.: GC Column: Rtx-624 ID: 0.25(mm)

% Moisture: Level: (low/med) Low

Analysis Batch No.: 347462 Units: ug/L

Number TICs Found: 0 TIC Result Total: 0

CAS NO.	COMPOUND NAME	RT	RESULT	Q
	Tentatively Identified Compound		None	

FORM II
GC/MS VOA SURROGATE RECOVERY

Lab Name: TestAmerica Edison Job No.: 460-107721-1

SDG No.:

Matrix: Water Level: Low

GC Column (1): Rtx-624 ID: 0.25(mm)

Client Sample ID	Lab Sample ID	DCA	#	TOL	#	BFB	#
QC-TB011416-XX	460-107721-1	107		94		105	
QC-EB011416-XX	460-107721-2	112		94		105	
MW-35GL-XX	460-107721-3	112		99		104	
MW-35GL-XX DL	460-107721-3 DL	102	D	102	D	99	D
MW-31ML-XX	460-107721-4	111		99		101	
MW-31GL-XX	460-107721-5	111		98		101	
MW-31MI-XX	460-107721-6	104		101		99	
MW-31MI-XX DL	460-107721-6 DL	105	D	101	D	98	D
MW-43MI-XX	460-107721-7	108		93		107	
MW-43MU-XX	460-107721-8	111		94		105	
MW-500-XX	460-107721-9	110		93		109	
MW-500-XX DL	460-107721-9 DL	105	D	101	D	97	D
SW-N13000-XX	460-107721-10	111		100		100	
SW-N12999-XX	460-107721-11	109		100		101	
SW-N5099-XX	460-107721-12	111		99		100	
MW-51ML-XX	460-107721-13	111		99		102	
MW-51MI-XX	460-107721-14	110		98		101	
	MB 460-346773/7	112		97		102	
	MB 460-347048/7	106		101		103	
	MB 460-347228/7	104		102		100	
	MB 460-347462/7	105		98		103	
	LCS 460-346773/3	105		98		100	
	LCS 460-347048/3	102		100		99	
	LCS 460-347228/3	97		104		102	
	LCS 460-347462/3	100		101		102	
	LCSD 460-347048/4	102		99		100	
	LCSD 460-347228/4	98		101		102	
MW-31MI-XX MS	460-107721-6 MS	99		98		102	
	460-107654-A-1 MS	100		90		115	
MW-31MI-XX MSD	460-107721-6 MSD	97		98		100	
	460-107654-A-1 MSD	100		90		116	X
	STOBLK 460-347462/13	103		99		95	

	QC LIMITS
DCA = 1,2-Dichloroethane-d4 (Surr)	76-114
TOL = Toluene-d8 (Surr)	88-110
BFB = Bromofluorobenzene	86-115

Column to be used to flag recovery values

FORM II OLM04.2/VOL

FORM III
GC/MS VOA LAB CONTROL SAMPLE RECOVERY

Lab Name: TestAmerica Edison Job No.: 460-107721-1

SDG No.:

Matrix: Water Level: Low Lab File ID: V43859.D

Lab ID: LCS 460-346773/3 Client ID:

COMPOUND	SPIKE ADDED (ug/L)	LCS CONCENTRATION (ug/L)	LCS % REC	QC LIMITS REC	#
1,1,1-Trichloroethane	50.0	49.8	100	70-130	
1,1,2,2-Tetrachloroethane	50.0	49.6	99	70-130	
1,1,2-Trichloroethane	50.0	50.5	101	70-130	
1,1-Dichloroethane	50.0	53.2	106	70-130	
1,1-Dichloroethene	50.0	51.7	103	61-145	
1,2,4-Trichlorobenzene	50.0	55.6	111	70-130	
1,2-Dibromo-3-Chloropropane	50.0	51.7	103	70-130	
1,2-Dibromoethane	50.0	49.2	98	70-130	
1,2-Dichlorobenzene	50.0	50.8	102	70-130	
1,2-Dichloroethane	50.0	51.7	103	70-130	
1,2-Dichloropropane	50.0	50.2	100	70-130	
1,3-Dichlorobenzene	50.0	51.1	102	70-130	
1,4-Dichlorobenzene	50.0	51.6	103	70-130	
2-Hexanone	50.0	52.9	106	70-130	
Acetone	50.0	53.4	107	70-130	
Benzene	50.0	49.6	99	76-127	
Bromodichloromethane	50.0	49.7	99	70-130	
Bromoform	50.0	51.2	102	70-130	
Bromomethane	50.0	55.1	110	70-130	
Carbon disulfide	50.0	53.5	107	70-130	
Carbon tetrachloride	50.0	50.9	102	70-130	
Chlorobenzene	50.0	49.5	99	75-130	
Chlorodifluoromethane	50.0	51.7	103	70-130	
Chloroethane	50.0	49.8	100	70-130	
Chloroform	50.0	51.1	102	70-130	
Chloromethane	50.0	52.7	105	70-130	
cis-1,2-Dichloroethene	50.0	52.0	104	70-130	
cis-1,3-Dichloropropene	50.0	50.1	100	70-130	
Cyclohexane	50.0	50.2	100	70-130	
Dibromochloromethane	50.0	49.4	99	70-130	
Dichlorodifluoromethane	50.0	52.7	105	70-130	
Ethylbenzene	50.0	50.0	100	70-130	
Freon 11	50.0	52.4	105	70-130	
Freon 115	50.0	53.7	107	70-130	
Freon 123	50.0	50.1	100	70-130	
Freon 152a	50.0	51.0	102	70-130	
Isopropylbenzene	50.0	50.5	101	70-130	
m&p-Xylene	100	99.6	100	70-130	
Methyl acetate	50.0	51.1	102	70-130	
Methyl ethyl ketone (MEK)	50.0	49.6	99	70-130	
Methyl isobutyl ketone (MIBK)	50.0	51.3	103	70-130	
Methyl tert-butyl ether	50.0	50.9	102	70-130	

Column to be used to flag recovery and RPD values

FORM III OLM04.2/VOL

FORM III
GC/MS VOA LAB CONTROL SAMPLE RECOVERY

Lab Name: TestAmerica Edison Job No.: 460-107721-1

SDG No.:

Matrix: Water Level: Low Lab File ID: V43859.D

Lab ID: LCS 460-346773/3 Client ID:

COMPOUND	SPIKE ADDED (ug/L)	LCS CONCENTRATION (ug/L)	LCS % REC	QC LIMITS REC	#
Methylcyclohexane	50.0	50.1	100	70-130	
Methylene Chloride	50.0	52.0	104	70-130	
o-Xylene	50.0	50.0	100	70-130	
Styrene	50.0	49.7	99	70-130	
Tetrachloroethene	50.0	49.3	99	70-130	
Toluene	50.0	50.0	100	76-125	
trans-1,2-Dichloroethene	50.0	52.0	104	70-130	
trans-1,3-Dichloropropene	50.0	50.2	100	70-130	
Trichloroethene	50.0	48.5	97	71-120	
Vinyl chloride	50.0	52.0	104	70-130	
Xylenes, Total	150	150	100	70-130	
1,1,2-Trichloro-1,2,2-trifluoroethane	50.0	51.5	103	70-130	

Column to be used to flag recovery and RPD values

FORM III OLM04.2/VOL

FORM III
GC/MS VOA LAB CONTROL SAMPLE RECOVERY

Lab Name: TestAmerica Edison Job No.: 460-107721-1

SDG No.:

Matrix: Water Level: Low Lab File ID: V43900.D

Lab ID: LCS 460-347048/3 Client ID:

COMPOUND	SPIKE ADDED (ug/L)	LCS CONCENTRATION (ug/L)	LCS % REC	QC LIMITS REC	#
1,1,1-Trichloroethane	50.0	50.6	101	70-130	
1,1,2,2-Tetrachloroethane	50.0	53.0	106	70-130	
1,1,2-Trichloroethane	50.0	52.0	104	70-130	
1,1-Dichloroethane	50.0	50.0	100	70-130	
1,1-Dichloroethene	50.0	49.9	100	61-145	
1,2,4-Trichlorobenzene	50.0	51.6	103	70-130	
1,2-Dibromo-3-Chloropropane	50.0	50.7	101	70-130	
1,2-Dibromoethane	50.0	49.5	99	70-130	
1,2-Dichlorobenzene	50.0	49.2	98	70-130	
1,2-Dichloroethane	50.0	51.4	103	70-130	
1,2-Dichloropropane	50.0	50.0	100	70-130	
1,3-Dichlorobenzene	50.0	48.5	97	70-130	
1,4-Dichlorobenzene	50.0	48.9	98	70-130	
2-Hexanone	50.0	54.5	109	70-130	
Acetone	50.0	49.0	98	70-130	
Benzene	50.0	49.9	100	76-127	
Bromodichloromethane	50.0	50.7	101	70-130	
Bromoform	50.0	53.1	106	70-130	
Bromomethane	50.0	55.3	111	70-130	
Carbon disulfide	50.0	46.7	93	70-130	
Carbon tetrachloride	50.0	52.1	104	70-130	
Chlorobenzene	50.0	49.5	99	75-130	
Chlorodifluoromethane	50.0	53.5	107	70-130	
Chloroethane	50.0	49.7	99	70-130	
Chloroform	50.0	49.8	100	70-130	
Chloromethane	50.0	49.5	99	70-130	
cis-1,2-Dichloroethene	50.0	51.0	102	70-130	
cis-1,3-Dichloropropene	50.0	49.6	99	70-130	
Cyclohexane	50.0	52.1	104	70-130	
Dibromochloromethane	50.0	51.0	102	70-130	
Dichlorodifluoromethane	50.0	52.1	104	70-130	
Ethylbenzene	50.0	48.8	98	70-130	
Freon 11	50.0	52.1	104	70-130	
Freon 115	50.0	56.7	113	70-130	
Freon 123	50.0	55.7	111	70-130	
Freon 152a	50.0	52.1	104	70-130	
Isopropylbenzene	50.0	48.9	98	70-130	
m&p-Xylene	100	99.0	99	70-130	
Methyl acetate	50.0	50.4	101	70-130	
Methyl ethyl ketone (MEK)	50.0	51.3	103	70-130	
Methyl isobutyl ketone (MIBK)	50.0	52.8	106	70-130	
Methyl tert-butyl ether	50.0	51.0	102	70-130	

Column to be used to flag recovery and RPD values

FORM III OLM04.2/VOL

FORM III
GC/MS VOA LAB CONTROL SAMPLE RECOVERY

Lab Name: TestAmerica Edison Job No.: 460-107721-1

SDG No.:

Matrix: Water Level: Low Lab File ID: V43900.D

Lab ID: LCS 460-347048/3 Client ID:

COMPOUND	SPIKE ADDED (ug/L)	LCS CONCENTRATION (ug/L)	LCS % REC	QC LIMITS REC	#
Methylcyclohexane	50.0	51.7	103	70-130	
Methylene Chloride	50.0	50.4	101	70-130	
o-Xylene	50.0	48.9	98	70-130	
Styrene	50.0	49.7	99	70-130	
Tetrachloroethene	50.0	49.9	100	70-130	
Toluene	50.0	48.8	98	76-125	
trans-1,2-Dichloroethene	50.0	48.1	96	70-130	
trans-1,3-Dichloropropene	50.0	50.3	101	70-130	
Trichloroethene	50.0	50.3	101	71-120	
Vinyl chloride	50.0	47.9	96	70-130	
Xylenes, Total	150	148	99	70-130	
1,1,2-Trichloro-1,2,2-trifluoroethane	50.0	53.1	106	70-130	
Freon 113	50.0	53.1	106	70-130	

Column to be used to flag recovery and RPD values

FORM III OLM04.2/VOL

FORM III
GC/MS VOA LAB CONTROL SAMPLE RECOVERY

Lab Name: TestAmerica Edison Job No.: 460-107721-1

SDG No.:

Matrix: Water Level: Low Lab File ID: V43930.D

Lab ID: LCS 460-347228/3 Client ID:

COMPOUND	SPIKE ADDED (ug/L)	LCS CONCENTRATION (ug/L)	LCS % REC	QC LIMITS REC	#
1,1,1-Trichloroethane	50.0	49.9	100	70-130	
1,1,2,2-Tetrachloroethane	50.0	51.5	103	70-130	
1,1,2-Trichloroethane	50.0	50.6	101	70-130	
1,1-Dichloroethane	50.0	49.8	100	70-130	
1,1-Dichloroethene	50.0	48.7	97	61-145	
1,2,4-Trichlorobenzene	50.0	50.8	102	70-130	
1,2-Dibromo-3-Chloropropane	50.0	49.4	99	70-130	
1,2-Dibromoethane	50.0	48.8	98	70-130	
1,2-Dichlorobenzene	50.0	49.0	98	70-130	
1,2-Dichloroethane	50.0	50.1	100	70-130	
1,2-Dichloropropane	50.0	50.1	100	70-130	
1,3-Dichlorobenzene	50.0	49.4	99	70-130	
1,4-Dichlorobenzene	50.0	48.8	98	70-130	
2-Hexanone	50.0	51.0	102	70-130	
Acetone	50.0	42.1	84	70-130	
Benzene	50.0	50.6	101	76-127	
Bromodichloromethane	50.0	50.9	102	70-130	
Bromoform	50.0	50.4	101	70-130	
Bromomethane	50.0	49.9	100	70-130	
Carbon disulfide	50.0	51.6	103	70-130	
Carbon tetrachloride	50.0	49.8	100	70-130	
Chlorobenzene	50.0	51.4	103	75-130	
Chlorodifluoromethane	50.0	49.5	99	70-130	
Chloroethane	50.0	49.4	99	70-130	
Chloroform	50.0	49.8	100	70-130	
Chloromethane	50.0	49.2	98	70-130	
cis-1,2-Dichloroethene	50.0	51.3	103	70-130	
cis-1,3-Dichloropropene	50.0	51.7	103	70-130	
Cyclohexane	50.0	46.2	92	70-130	
Dibromochloromethane	50.0	52.8	106	70-130	
Dichlorodifluoromethane	50.0	44.5	89	70-130	
Ethylbenzene	50.0	52.4	105	70-130	
Freon 11	50.0	43.6	87	70-130	
Freon 115	50.0	49.2	98	70-130	
Freon 123	50.0	48.5	97	70-130	
Freon 152a	50.0	50.5	101	70-130	
Isopropylbenzene	50.0	48.2	96	70-130	
m&p-Xylene	100	105	105	70-130	
Methyl acetate	50.0	46.0	92	70-130	
Methyl ethyl ketone (MEK)	50.0	46.5	93	70-130	
Methyl isobutyl ketone (MIBK)	50.0	51.9	104	70-130	
Methyl tert-butyl ether	50.0	46.5	93	70-130	

Column to be used to flag recovery and RPD values

FORM III OLM04.2/VOL

FORM III
GC/MS VOA LAB CONTROL SAMPLE RECOVERY

Lab Name: TestAmerica Edison Job No.: 460-107721-1

SDG No.:

Matrix: Water Level: Low Lab File ID: V43930.D

Lab ID: LCS 460-347228/3 Client ID:

COMPOUND	SPIKE ADDED (ug/L)	LCS CONCENTRATION (ug/L)	LCS % REC	QC LIMITS REC	#
Methylcyclohexane	50.0	46.5	93	70-130	
Methylene Chloride	50.0	51.5	103	70-130	
o-Xylene	50.0	51.2	102	70-130	
Styrene	50.0	51.5	103	70-130	
Tetrachloroethene	50.0	52.8	106	70-130	
Toluene	50.0	51.5	103	76-125	
trans-1,2-Dichloroethene	50.0	50.3	101	70-130	
trans-1,3-Dichloropropene	50.0	51.6	103	70-130	
Trichloroethene	50.0	50.1	100	71-120	
Vinyl chloride	50.0	48.0	96	70-130	
Xylenes, Total	150	156	104	70-130	
1,1,2-Trichloro-1,2,2-trifluoroethane	50.0	43.6	87	70-130	

Column to be used to flag recovery and RPD values

FORM III OLM04.2/VOL

FORM III
GC/MS VOA LAB CONTROL SAMPLE RECOVERY

Lab Name: TestAmerica Edison Job No.: 460-107721-1

SDG No.:

Matrix: Water Level: Low Lab File ID: V43953.D

Lab ID: LCS 460-347462/3 Client ID:

COMPOUND	SPIKE ADDED (ug/L)	LCS CONCENTRATION (ug/L)	LCS % REC	QC LIMITS REC	#
1,1,1-Trichloroethane	50.0	50.8	102	70-130	
1,1,2,2-Tetrachloroethane	50.0	49.0	98	70-130	
1,1,2-Trichloroethane	50.0	48.3	97	70-130	
1,1-Dichloroethane	50.0	50.3	101	70-130	
1,1-Dichloroethene	50.0	49.8	100	61-145	
1,2,4-Trichlorobenzene	50.0	41.6	83	70-130	
1,2-Dibromo-3-Chloropropane	50.0	47.0	94	70-130	
1,2-Dibromoethane	50.0	49.1	98	70-130	
1,2-Dichlorobenzene	50.0	48.0	96	70-130	
1,2-Dichloroethane	50.0	49.3	99	70-130	
1,2-Dichloropropane	50.0	48.4	97	70-130	
1,3-Dichlorobenzene	50.0	48.5	97	70-130	
1,4-Dichlorobenzene	50.0	47.8	96	70-130	
2-Hexanone	50.0	46.5	93	70-130	
Acetone	50.0	62.0	124	70-130	
Benzene	50.0	49.2	98	76-127	
Bromodichloromethane	50.0	48.9	98	70-130	
Bromoform	50.0	47.4	95	70-130	
Bromomethane	50.0	50.5	101	70-130	
Carbon disulfide	50.0	47.8	96	70-130	
Carbon tetrachloride	50.0	50.5	101	70-130	
Chlorobenzene	50.0	49.5	99	75-130	
Chlorodifluoromethane	50.0	49.1	98	70-130	
Chloroethane	50.0	49.3	99	70-130	
Chloroform	50.0	50.2	100	70-130	
Chloromethane	50.0	49.4	99	70-130	
cis-1,2-Dichloroethene	50.0	49.7	99	70-130	
cis-1,3-Dichloropropene	50.0	50.3	101	70-130	
Cyclohexane	50.0	48.0	96	70-130	
Dibromochloromethane	50.0	48.6	97	70-130	
Dichlorodifluoromethane	50.0	47.3	95	70-130	
Ethylbenzene	50.0	49.8	100	70-130	
Freon 11	50.0	49.8	100	70-130	
Freon 115	50.0	48.8	98	70-130	
Freon 123	50.0	51.2	102	70-130	
Freon 152a	50.0	47.3	95	70-130	
Isopropylbenzene	50.0	49.4	99	70-130	
m&p-Xylene	100	98.9	99	70-130	
Methyl acetate	50.0	48.7	97	70-130	
Methyl ethyl ketone (MEK)	50.0	51.4	103	70-130	
Methyl isobutyl ketone (MIBK)	50.0	45.5	91	70-130	
Methyl tert-butyl ether	50.0	50.8	102	70-130	

Column to be used to flag recovery and RPD values

FORM III OLM04.2/VOL

FORM III
GC/MS VOA LAB CONTROL SAMPLE RECOVERY

Lab Name: TestAmerica Edison Job No.: 460-107721-1

SDG No.:

Matrix: Water Level: Low Lab File ID: V43953.D

Lab ID: LCS 460-347462/3 Client ID:

COMPOUND	SPIKE ADDED (ug/L)	LCS CONCENTRATION (ug/L)	LCS % REC	QC LIMITS REC	#
Methylcyclohexane	50.0	47.5	95	70-130	
Methylene Chloride	50.0	48.3	97	70-130	
o-Xylene	50.0	48.4	97	70-130	
Styrene	50.0	47.9	96	70-130	
Tetrachloroethene	50.0	50.1	100	70-130	
Toluene	50.0	50.5	101	76-125	
trans-1,2-Dichloroethene	50.0	49.5	99	70-130	
trans-1,3-Dichloropropene	50.0	48.2	96	70-130	
Trichloroethene	50.0	47.6	95	71-120	
Vinyl chloride	50.0	49.9	100	70-130	
Xylenes, Total	150	147	98	70-130	
1,1,2-Trichloro-1,2,2-trifluoroethane	50.0	47.2	94	70-130	

Column to be used to flag recovery and RPD values

FORM III OLM04.2/VOL

FORM III
GC/MS VOA LAB CONTROL SAMPLE DUPLICATE RECOVERY

Lab Name: TestAmerica Edison Job No.: 460-107721-1

SDG No.:

Matrix: Water Level: Low Lab File ID: V43901.D

Lab ID: LCSD 460-347048/4 Client ID:

COMPOUND	SPIKE ADDED (ug/L)	LCSD CONCENTRATION (ug/L)	LCSD % REC	% RPD	QC LIMITS RPD	QC LIMITS REC	#
1,1,1-Trichloroethane	50.0	50.1	100	1	30	70-130	
1,1,2,2-Tetrachloroethane	50.0	52.0	104	2	30	70-130	
1,1,2-Trichloroethane	50.0	50.8	102	2	30	70-130	
1,1-Dichloroethane	50.0	49.2	98	2	30	70-130	
1,1-Dichloroethene	50.0	50.7	101	1	14	61-145	
1,2,4-Trichlorobenzene	50.0	50.1	100	3	30	70-130	
1,2-Dibromo-3-Chloropropane	50.0	49.6	99	2	30	70-130	
1,2-Dibromoethane	50.0	46.9	94	5	30	70-130	
1,2-Dichlorobenzene	50.0	47.5	95	3	30	70-130	
1,2-Dichloroethane	50.0	50.0	100	3	30	70-130	
1,2-Dichloropropane	50.0	49.3	99	1	30	70-130	
1,3-Dichlorobenzene	50.0	46.9	94	3	30	70-130	
1,4-Dichlorobenzene	50.0	46.7	93	5	30	70-130	
2-Hexanone	50.0	53.6	107	2	30	70-130	
Acetone	50.0	45.5	91	7	30	70-130	
Benzene	50.0	49.0	98	2	11	76-127	
Bromodichloromethane	50.0	49.8	100	2	30	70-130	
Bromoform	50.0	51.6	103	3	30	70-130	
Bromomethane	50.0	55.7	111	1	30	70-130	
Carbon disulfide	50.0	47.3	95	1	30	70-130	
Carbon tetrachloride	50.0	51.5	103	1	30	70-130	
Chlorobenzene	50.0	47.9	96	3	13	75-130	
Chlorodifluoromethane	50.0	54.5	109	2	30	70-130	
Chloroethane	50.0	48.9	98	2	30	70-130	
Chloroform	50.0	49.4	99	1	30	70-130	
Chloromethane	50.0	49.3	99	0	30	70-130	
cis-1,2-Dichloroethene	50.0	48.8	98	4	30	70-130	
cis-1,3-Dichloropropene	50.0	49.0	98	1	30	70-130	
Cyclohexane	50.0	51.4	103	2	30	70-130	
Dibromochloromethane	50.0	49.6	99	3	30	70-130	
Dichlorodifluoromethane	50.0	52.2	104	0	30	70-130	
Ethylbenzene	50.0	48.4	97	1	30	70-130	
Freon 11	50.0	51.5	103	1	30	70-130	
Freon 115	50.0	54.5	109	4	30	70-130	
Freon 123	50.0	56.3	113	1	30	70-130	
Freon 152a	50.0	52.9	106	2	30	70-130	
Isopropylbenzene	50.0	47.0	94	4	30	70-130	
m&p-Xylene	100	97.0	97	2	30	70-130	
Methyl acetate	50.0	47.6	95	6	30	70-130	
Methyl ethyl ketone (MEK)	50.0	49.9	100	3	30	70-130	
Methyl isobutyl ketone (MIBK)	50.0	51.4	103	3	30	70-130	
Methyl tert-butyl ether	50.0	49.7	99	3	30	70-130	

Column to be used to flag recovery and RPD values

FORM III OLM04.2/VOL

FORM III
GC/MS VOA LAB CONTROL SAMPLE DUPLICATE RECOVERY

Lab Name: TestAmerica Edison Job No.: 460-107721-1

SDG No.:

Matrix: Water Level: Low Lab File ID: V43901.D

Lab ID: LCSD 460-347048/4 Client ID:

COMPOUND	SPIKE ADDED (ug/L)	LCSD CONCENTRATION (ug/L)	LCSD % REC	% RPD	QC LIMITS RPD	QC LIMITS REC	#
Methylcyclohexane	50.0	49.2	98	5	30	70-130	
Methylene Chloride	50.0	49.9	100	1	30	70-130	
o-Xylene	50.0	48.1	96	2	30	70-130	
Styrene	50.0	49.3	99	1	30	70-130	
Tetrachloroethene	50.0	48.6	97	3	30	70-130	
Toluene	50.0	47.2	94	3	13	76-125	
trans-1,2-Dichloroethene	50.0	47.7	95	1	30	70-130	
trans-1,3-Dichloropropene	50.0	48.8	98	3	30	70-130	
Trichloroethene	50.0	49.5	99	2	14	71-120	
Vinyl chloride	50.0	48.4	97	1	30	70-130	
Xylenes, Total	150	145	97	2	30	70-130	
1,1,2-Trichloro-1,2,2-trifluoroethane	50.0	52.0	104	2	30	70-130	
Freon 113	50.0	52.0	104	2	30	70-130	

Column to be used to flag recovery and RPD values

FORM III OLM04.2/VOL

FORM III
GC/MS VOA LAB CONTROL SAMPLE DUPLICATE RECOVERY

Lab Name: TestAmerica Edison Job No.: 460-107721-1

SDG No.:

Matrix: Water Level: Low Lab File ID: V43931.D

Lab ID: LCSD 460-347228/4 Client ID:

COMPOUND	SPIKE ADDED (ug/L)	LCSD CONCENTRATION (ug/L)	LCSD % REC	% RPD	QC LIMITS RPD	QC LIMITS REC	#
1,1,1-Trichloroethane	50.0	50.6	101	2	30	70-130	
1,1,2,2-Tetrachloroethane	50.0	52.3	105	2	30	70-130	
1,1,2-Trichloroethane	50.0	51.2	102	1	30	70-130	
1,1-Dichloroethane	50.0	51.1	102	3	30	70-130	
1,1-Dichloroethene	50.0	50.0	100	3	14	61-145	
1,2,4-Trichlorobenzene	50.0	50.3	101	1	30	70-130	
1,2-Dibromo-3-Chloropropane	50.0	50.8	102	3	30	70-130	
1,2-Dibromoethane	50.0	50.3	101	3	30	70-130	
1,2-Dichlorobenzene	50.0	50.3	101	3	30	70-130	
1,2-Dichloroethane	50.0	51.2	102	2	30	70-130	
1,2-Dichloropropane	50.0	50.7	101	1	30	70-130	
1,3-Dichlorobenzene	50.0	49.9	100	1	30	70-130	
1,4-Dichlorobenzene	50.0	50.0	100	2	30	70-130	
2-Hexanone	50.0	50.2	100	2	30	70-130	
Acetone	50.0	43.4	87	3	30	70-130	
Benzene	50.0	50.0	100	1	11	76-127	
Bromodichloromethane	50.0	50.8	102	0	30	70-130	
Bromoform	50.0	51.4	103	2	30	70-130	
Bromomethane	50.0	51.1	102	3	30	70-130	
Carbon disulfide	50.0	50.9	102	1	30	70-130	
Carbon tetrachloride	50.0	50.4	101	1	30	70-130	
Chlorobenzene	50.0	50.3	101	2	13	75-130	
Chlorodifluoromethane	50.0	51.6	103	4	30	70-130	
Chloroethane	50.0	50.2	100	2	30	70-130	
Chloroform	50.0	50.9	102	2	30	70-130	
Chloromethane	50.0	50.7	101	3	30	70-130	
cis-1,2-Dichloroethene	50.0	52.0	104	1	30	70-130	
cis-1,3-Dichloropropene	50.0	51.0	102	1	30	70-130	
Cyclohexane	50.0	47.3	95	2	30	70-130	
Dibromochloromethane	50.0	51.8	104	2	30	70-130	
Dichlorodifluoromethane	50.0	47.0	94	6	30	70-130	
Ethylbenzene	50.0	51.9	104	1	30	70-130	
Freon 11	50.0	47.2	94	8	30	70-130	
Freon 115	50.0	52.0	104	6	30	70-130	
Freon 123	50.0	51.8	104	7	30	70-130	
Freon 152a	50.0	52.1	104	3	30	70-130	
Isopropylbenzene	50.0	49.3	99	2	30	70-130	
m&p-Xylene	100	103	103	2	30	70-130	
Methyl acetate	50.0	49.6	99	7	30	70-130	
Methyl ethyl ketone (MEK)	50.0	49.2	98	6	30	70-130	
Methyl isobutyl ketone (MIBK)	50.0	52.2	104	1	30	70-130	
Methyl tert-butyl ether	50.0	49.9	100	7	30	70-130	

Column to be used to flag recovery and RPD values

FORM III OLM04.2/VOL

FORM III
GC/MS VOA LAB CONTROL SAMPLE DUPLICATE RECOVERY

Lab Name: TestAmerica Edison Job No.: 460-107721-1

SDG No.:

Matrix: Water Level: Low Lab File ID: V43931.D

Lab ID: LCSD 460-347228/4 Client ID:

COMPOUND	SPIKE ADDED (ug/L)	LCSD CONCENTRATION (ug/L)	LCSD % REC	% RPD	QC LIMITS RPD	QC LIMITS REC	#
Methylcyclohexane	50.0	47.7	95	2	30	70-130	
Methylene Chloride	50.0	52.5	105	2	30	70-130	
o-Xylene	50.0	51.1	102	0	30	70-130	
Styrene	50.0	50.9	102	1	30	70-130	
Tetrachloroethene	50.0	51.2	102	3	30	70-130	
Toluene	50.0	51.1	102	1	13	76-125	
trans-1,2-Dichloroethene	50.0	49.5	99	2	30	70-130	
trans-1,3-Dichloropropene	50.0	51.4	103	0	30	70-130	
Trichloroethene	50.0	51.0	102	2	14	71-120	
Vinyl chloride	50.0	49.2	98	3	30	70-130	
Xylenes, Total	150	154	103	1	30	70-130	
1,1,2-Trichloro-1,2,2-trifluoroethane	50.0	47.0	94	8	30	70-130	

Column to be used to flag recovery and RPD values

FORM III OLM04.2/VOL

FORM III
GC/MS VOA MATRIX SPIKE RECOVERY

Lab Name: TestAmerica Edison Job No.: 460-107721-1

SDG No.:

Matrix: Water Level: Low Lab File ID: V43958.D

Lab ID: 460-107721-6 MS Client ID: MW-31MI-XX MS

COMPOUND	SPIKE ADDED (ug/L)	SAMPLE CONCENTRATION (ug/L)	MS CONCENTRATION (ug/L)	MS % REC	QC LIMITS REC	#
1,1,1-Trichloroethane	250	1.0 U	231	92	70-130	
1,1,2,2-Tetrachloroethane	250	1.0 U	252	101	70-130	
1,1,2-Trichloro-1,2,2-trifluoroethane	250	13	234	88	70-130	
1,1,2-Trichloroethane	250	0.31 J	241	96	70-130	
1,1-Dichloroethane	250	0.49 J	232	93	70-130	
1,1-Dichloroethene	250	0.51 J	223	89	61-145	
1,2,4-Trichlorobenzene	250	0.43 J	185	74	70-130	
1,2-Dibromo-3-Chloropropane	250	1.0 U	247	99	70-130	
1,2-Dibromoethane	250	1.0 U	245	98	70-130	
1,2-Dichlorobenzene	250	1.0 U	228	91	70-130	
1,2-Dichloroethane	250	0.91 J	241	96	70-130	
1,2-Dichloropropane	250	0.38 J	233	93	70-130	
1,3-Dichlorobenzene	250	1.0 U	221	88	70-130	
1,4-Dichlorobenzene	250	1.0 U	220	88	70-130	
2-Hexanone	250	1.0 U	243	97	70-130	
Acetone	250	1.0 U	238	95	70-130	
Benzene	250	1.0 U	232	93	76-127	
Bromodichloromethane	250	1.0 U	227	91	70-130	
Bromoform	250	1.0 U	234	94	70-130	
Bromomethane	250	1.0 U	223	89	70-130	
Carbon disulfide	250	1.0 U	201	81	70-130	
Carbon tetrachloride	250	1.0 U	226	91	70-130	
Chlorobenzene	250	1.0 U	233	93	75-130	
Chlorodifluoromethane	250	4.5	226	89	70-130	
Chloroethane	250	1.0 U	217	87	70-130	
Chloroform	250	0.93 J	237	95	70-130	
Chloromethane	250	1.0 U	211	84	70-130	
cis-1,2-Dichloroethene	250	390	546	64	70-130	F1
cis-1,3-Dichloropropene	250	1.0 U	235	94	70-130	
Cyclohexane	250	1.0 U	226	90	70-130	
Dibromochloromethane	250	1.0 U	235	94	70-130	
Dichlorodifluoromethane	250	1.0 U	216	87	70-130	
Ethylbenzene	250	1.0 U	232	93	70-130	
Freon 11	250	0.20 J	229	92	70-130	
Freon 115	250	1.0 U	203	81	70-130	
Freon 123	250	1.0 U	231	92	70-130	
Freon 152a	250	1.0 U	213	85	70-130	
Isopropylbenzene	250	1.0 U	229	91	70-130	
m&p-Xylene	500	1.0 U	468	94	70-130	
Methyl acetate	250	1.0 U	250	100	70-130	
Methyl ethyl ketone (MEK)	250	1.0 U	261	104	70-130	

Column to be used to flag recovery and RPD values

FORM III OLM04.2/VOL

FORM III
GC/MS VOA MATRIX SPIKE RECOVERY

Lab Name: TestAmerica Edison Job No.: 460-107721-1

SDG No.:

Matrix: Water Level: Low Lab File ID: V43958.D

Lab ID: 460-107721-6 MS Client ID: MW-31MI-XX MS

COMPOUND	SPIKE ADDED (ug/L)	SAMPLE CONCENTRATION (ug/L)	MS CONCENTRATION (ug/L)	MS % REC	QC LIMITS REC	#
Methyl isobutyl ketone (MIBK)	250	1.0 U	240	96	70-130	
Methyl tert-butyl ether	250	0.10 J	256	102	70-130	
Methylcyclohexane	250	1.0 U	224	89	70-130	
Methylene Chloride	250	1.0 U	225	90	70-130	
o-Xylene	250	1.0 U	229	91	70-130	
Styrene	250	1.0 U	226	90	70-130	
Tetrachloroethene	250	42	262	88	70-130	
Toluene	250	1.0 U	236	94	76-125	
trans-1,2-Dichloroethene	250	9.7	234	90	70-130	
trans-1,3-Dichloropropene	250	1.0 U	235	94	70-130	
Trichloroethene	250	95	289	77	71-120	
Vinyl chloride	250	1.0 U	217	87	70-130	
Xylenes, Total	750	1.0 U	696	93	70-130	

Column to be used to flag recovery and RPD values

FORM III OLM04.2/VOL

FORM III
GC/MS VOA MATRIX SPIKE RECOVERY

Lab Name: TestAmerica Edison Job No.: 460-107721-1

SDG No.:

Matrix: Water Level: Low Lab File ID: V43883.D

Lab ID: 460-107654-A-1 MS Client ID:

COMPOUND	SPIKE ADDED (ug/L)	SAMPLE CONCENTRATION (ug/L)	MS CONCENTRATION (ug/L)	MS % REC	QC LIMITS REC	#
1,1,1-Trichloroethane	50.0	1.0 U	52.4	105	70-130	
1,1,2,2-Tetrachloroethane	50.0	1.0 U	53.0	106	70-130	
1,1,2-Trichloroethane	50.0	1.0 U	54.7	109	70-130	
1,1-Dichloroethane	50.0	1.0 U	50.6	101	70-130	
1,1-Dichloroethene	50.0	0.51 J	49.6	98	61-145	
1,2,4-Trichlorobenzene	50.0	1.0 U	56.4	113	70-130	
1,2-Dibromo-3-Chloropropane	50.0	1.0 U	55.9	112	70-130	
1,2-Dibromoethane	50.0	1.0 U	47.6	95	70-130	
1,2-Dichlorobenzene	50.0	1.0 U	51.1	102	70-130	
1,2-Dichloroethane	50.0	1.0 U	52.0	104	70-130	
1,2-Dichloropropane	50.0	1.0 U	51.3	103	70-130	
1,3-Dichlorobenzene	50.0	1.0 U	50.9	102	70-130	
1,4-Dichlorobenzene	50.0	1.0 U	51.1	102	70-130	
2-Hexanone	50.0	1.0 U	52.0	104	70-130	
Acetone	50.0	1.0 U	48.4	97	70-130	
Benzene	50.0	1.0 U	51.5	103	76-127	
Bromodichloromethane	50.0	1.0 U	49.6	99	70-130	
Bromoform	50.0	1.0 U	56.2	112	70-130	
Bromomethane	50.0	1.0 U	48.5	97	70-130	
Carbon disulfide	50.0	1.0 U	46.2	92	70-130	
Carbon tetrachloride	50.0	1.0 U	52.9	106	70-130	
Chlorobenzene	50.0	1.0 U	47.6	95	75-130	
Chlorodifluoromethane	50.0	4.1	50.5	93	70-130	
Chloroethane	50.0	1.0 U	48.0	96	70-130	
Chloroform	50.0	0.30 J	51.4	102	70-130	
Chloromethane	50.0	1.0 U	47.7	95	70-130	
cis-1,2-Dichloroethene	50.0	110	144	78	70-130	
cis-1,3-Dichloropropene	50.0	1.0 U	49.8	100	70-130	
Cyclohexane	50.0	1.0 U	58.7	117	70-130	
Dibromochloromethane	50.0	1.0 U	47.5	95	70-130	
Dichlorodifluoromethane	50.0	1.0 U	59.7	119	70-130	
Ethylbenzene	50.0	1.0 U	48.9	98	70-130	
Freon 11	50.0	0.14 J	59.6	119	70-130	
Freon 115	50.0	1.0 U	45.7	91	70-130	
Freon 123	50.0	1.0 U	49.7	99	70-130	
Freon 152a	50.0	1.0 U	46.9	94	70-130	
Isopropylbenzene	50.0	1.0 U	49.2	98	70-130	
m&p-Xylene	100	1.0 U	96.2	96	70-130	
Methyl acetate	50.0	1.0 U	49.9	100	70-130	
Methyl ethyl ketone (MEK)	50.0	1.0 U	53.7	107	70-130	
Methyl isobutyl ketone (MIBK)	50.0	1.0 U	51.5	103	70-130	
Methyl tert-butyl ether	50.0	1.0 U	51.2	102	70-130	

Column to be used to flag recovery and RPD values

FORM III OLM04.2/VOL

FORM III
GC/MS VOA MATRIX SPIKE RECOVERY

Lab Name: TestAmerica Edison Job No.: 460-107721-1

SDG No.:

Matrix: Water Level: Low Lab File ID: V43883.D

Lab ID: 460-107654-A-1 MS Client ID:

COMPOUND	SPIKE ADDED (ug/L)	SAMPLE CONCENTRATION (ug/L)	MS CONCENTRATION (ug/L)	MS % REC	QC LIMITS REC	#
Methylcyclohexane	50.0	1.0 U	57.6	115	70-130	
Methylene Chloride	50.0	1.0 U	50.4	101	70-130	
o-Xylene	50.0	1.0 U	48.1	96	70-130	
Styrene	50.0	1.0 U	45.4	91	70-130	
Tetrachloroethene	50.0	23	66.7	87	70-130	
Toluene	50.0	1.0 U	47.2	94	76-125	
trans-1,2-Dichloroethene	50.0	4.3	57.0	105	70-130	
trans-1,3-Dichloropropene	50.0	1.0 U	51.1	102	70-130	
Trichloroethene	50.0	28	78.1	101	71-120	
Vinyl chloride	50.0	1.0 U	48.7	97	70-130	
Xylenes, Total	150	1.0 U	144	96	70-130	
1,1,2-Trichloro-1,2,2-trifluoroethane	50.0	6.2	66.5	120	70-130	

Column to be used to flag recovery and RPD values

FORM III OLM04.2/VOL

FORM III
GC/MS VOA MATRIX SPIKE DUPLICATE RECOVERY

Lab Name: TestAmerica Edison Job No.: 460-107721-1

SDG No.:

Matrix: Water Level: Low Lab File ID: V43959.D

Lab ID: 460-107721-6 MSD Client ID: MW-31MI-XX MSD

COMPOUND	SPIKE ADDED (ug/L)	MSD CONCENTRATION (ug/L)	MSD % REC	% RPD	QC LIMITS RPD	QC LIMITS REC	#
1,1,1-Trichloroethane	250	246	99	6	30	70-130	
1,1,2,2-Tetrachloroethane	250	252	101	0	30	70-130	
1,1,2-Trichloro-1,2,2-trifluoroethane	250	244	92	4	30	70-130	
1,1,2-Trichloroethane	250	248	99	3	30	70-130	
1,1-Dichloroethane	250	241	96	3	30	70-130	
1,1-Dichloroethene	250	236	94	6	14	61-145	
1,2,4-Trichlorobenzene	250	200	80	8	30	70-130	
1,2-Dibromo-3-Chloropropane	250	255	102	3	30	70-130	
1,2-Dibromoethane	250	247	99	1	30	70-130	
1,2-Dichlorobenzene	250	235	94	3	30	70-130	
1,2-Dichloroethane	250	237	95	1	30	70-130	
1,2-Dichloropropane	250	242	97	4	30	70-130	
1,3-Dichlorobenzene	250	230	92	4	30	70-130	
1,4-Dichlorobenzene	250	231	92	5	30	70-130	
2-Hexanone	250	244	97	0	30	70-130	
Acetone	250	254	102	6	30	70-130	
Benzene	250	243	97	5	11	76-127	
Bromodichloromethane	250	238	95	5	30	70-130	
Bromoform	250	243	97	4	30	70-130	
Bromomethane	250	244	98	9	30	70-130	
Carbon disulfide	250	216	86	7	30	70-130	
Carbon tetrachloride	250	241	96	6	30	70-130	
Chlorobenzene	250	240	96	3	13	75-130	
Chlorodifluoromethane	250	237	93	5	30	70-130	
Chloroethane	250	229	91	5	30	70-130	
Chloroform	250	242	96	2	30	70-130	
Chloromethane	250	223	89	6	30	70-130	
cis-1,2-Dichloroethene	250	563	71	3	30	70-130	
cis-1,3-Dichloropropene	250	244	97	3	30	70-130	
Cyclohexane	250	242	97	7	30	70-130	
Dibromochloromethane	250	236	95	1	30	70-130	
Dichlorodifluoromethane	250	231	92	7	30	70-130	
Ethylbenzene	250	242	97	4	30	70-130	
Freon 11	250	240	96	4	30	70-130	
Freon 115	250	223	89	9	30	70-130	
Freon 123	250	244	98	6	30	70-130	
Freon 152a	250	225	90	6	30	70-130	
Isopropylbenzene	250	239	96	4	30	70-130	
m&p-Xylene	500	482	96	3	30	70-130	
Methyl acetate	250	255	102	2	30	70-130	
Methyl ethyl ketone (MEK)	250	262	105	1	30	70-130	

Column to be used to flag recovery and RPD values

FORM III OLM04.2/VOL

FORM III
GC/MS VOA MATRIX SPIKE DUPLICATE RECOVERY

Lab Name: TestAmerica Edison Job No.: 460-107721-1

SDG No.:

Matrix: Water Level: Low Lab File ID: V43959.D

Lab ID: 460-107721-6 MSD Client ID: MW-31MI-XX MSD

COMPOUND	SPIKE ADDED (ug/L)	MSD CONCENTRATION (ug/L)	MSD % REC	% RPD	QC LIMITS RPD	QC LIMITS REC	#
Methyl isobutyl ketone (MIBK)	250	242	97	1	30	70-130	
Methyl tert-butyl ether	250	252	101	1	30	70-130	
Methylcyclohexane	250	241	96	8	30	70-130	
Methylene Chloride	250	231	92	2	30	70-130	
o-Xylene	250	239	96	5	30	70-130	
Styrene	250	232	93	3	30	70-130	
Tetrachloroethene	250	276	94	5	30	70-130	
Toluene	250	244	97	3	13	76-125	
trans-1,2-Dichloroethene	250	241	93	3	30	70-130	
trans-1,3-Dichloropropene	250	243	97	3	30	70-130	
Trichloroethene	250	308	85	6	14	71-120	
Vinyl chloride	250	226	91	4	30	70-130	
Xylenes, Total	750	721	96	4	30	70-130	

Column to be used to flag recovery and RPD values

FORM III OLM04.2/VOL

FORM III
GC/MS VOA MATRIX SPIKE DUPLICATE RECOVERY

Lab Name: TestAmerica Edison Job No.: 460-107721-1

SDG No.:

Matrix: Water Level: Low Lab File ID: V43884.D

Lab ID: 460-107654-A-1 MSD Client ID:

COMPOUND	SPIKE ADDED (ug/L)	MSD CONCENTRATION (ug/L)	MSD % REC	% RPD	QC LIMITS RPD	QC LIMITS REC	#
1,1,1-Trichloroethane	50.0	54.5	109	4	30	70-130	
1,1,2,2-Tetrachloroethane	50.0	53.5	107	1	30	70-130	
1,1,2-Trichloroethane	50.0	54.4	109	0	30	70-130	
1,1-Dichloroethane	50.0	52.8	106	4	30	70-130	
1,1-Dichloroethene	50.0	52.2	103	5	14	61-145	
1,2,4-Trichlorobenzene	50.0	62.2	124	10	30	70-130	
1,2-Dibromo-3-Chloropropane	50.0	57.4	115	3	30	70-130	
1,2-Dibromoethane	50.0	49.1	98	3	30	70-130	
1,2-Dichlorobenzene	50.0	54.1	108	6	30	70-130	
1,2-Dichloroethane	50.0	51.7	103	0	30	70-130	
1,2-Dichloropropane	50.0	52.8	106	3	30	70-130	
1,3-Dichlorobenzene	50.0	54.1	108	6	30	70-130	
1,4-Dichlorobenzene	50.0	54.2	108	6	30	70-130	
2-Hexanone	50.0	54.4	109	5	30	70-130	
Acetone	50.0	42.4	85	13	30	70-130	
Benzene	50.0	53.5	107	4	11	76-127	
Bromodichloromethane	50.0	51.6	103	4	30	70-130	
Bromoform	50.0	56.9	114	1	30	70-130	
Bromomethane	50.0	53.0	106	9	30	70-130	
Carbon disulfide	50.0	50.2	100	8	30	70-130	
Carbon tetrachloride	50.0	55.7	111	5	30	70-130	
Chlorobenzene	50.0	48.8	98	2	13	75-130	
Chlorodifluoromethane	50.0	54.4	101	7	30	70-130	
Chloroethane	50.0	50.5	101	5	30	70-130	
Chloroform	50.0	52.3	104	2	30	70-130	
Chloromethane	50.0	50.1	100	5	30	70-130	
cis-1,2-Dichloroethene	50.0	147	84	2	30	70-130	
cis-1,3-Dichloropropene	50.0	50.2	100	1	30	70-130	
Cyclohexane	50.0	62.8	126	7	30	70-130	
Dibromochloromethane	50.0	48.7	97	3	30	70-130	
Dichlorodifluoromethane	50.0	64.2	128	7	30	70-130	
Ethylbenzene	50.0	50.5	101	3	30	70-130	
Freon 11	50.0	63.7	127	7	30	70-130	
Freon 115	50.0	50.1	100	9	30	70-130	
Freon 123	50.0	53.6	107	8	30	70-130	
Freon 152a	50.0	50.9	102	8	30	70-130	
Isopropylbenzene	50.0	52.4	105	6	30	70-130	
m&p-Xylene	100	100	100	4	30	70-130	
Methyl acetate	50.0	51.1	102	2	30	70-130	
Methyl ethyl ketone (MEK)	50.0	53.8	108	0	30	70-130	
Methyl isobutyl ketone (MIBK)	50.0	51.7	103	0	30	70-130	
Methyl tert-butyl ether	50.0	52.7	105	3	30	70-130	

Column to be used to flag recovery and RPD values

FORM III OLM04.2/VOL

FORM III
GC/MS VOA MATRIX SPIKE DUPLICATE RECOVERY

Lab Name: TestAmerica Edison Job No.: 460-107721-1

SDG No.:

Matrix: Water Level: Low Lab File ID: V43884.D

Lab ID: 460-107654-A-1 MSD Client ID:

COMPOUND	SPIKE ADDED (ug/L)	MSD CONCENTRATION (ug/L)	MSD % REC	% RPD	QC LIMITS RPD	QC LIMITS REC	#
Methylcyclohexane	50.0	61.3	123	6	30	70-130	
Methylene Chloride	50.0	50.0	100	1	30	70-130	
o-Xylene	50.0	50.2	100	4	30	70-130	
Styrene	50.0	46.8	94	3	30	70-130	
Tetrachloroethene	50.0	70.8	95	6	30	70-130	
Toluene	50.0	49.0	98	4	13	76-125	
trans-1,2-Dichloroethene	50.0	59.9	111	5	30	70-130	
trans-1,3-Dichloropropene	50.0	51.3	103	0	30	70-130	
Trichloroethene	50.0	81.2	107	4	14	71-120	
Vinyl chloride	50.0	51.0	102	5	30	70-130	
Xylenes, Total	150	151	100	4	30	70-130	
1,1,2-Trichloro-1,2,2-trifluoroethane	50.0	68.9	125	4	30	70-130	

Column to be used to flag recovery and RPD values

FORM III OLM04.2/VOL

FORM VIII
GC/MS VOA INTERNAL STANDARD AREA AND RETENTION TIME SUMMARY

Lab Name: TestAmerica Edison Job No.: 460-107721-1

SDG No.:

Sample No.: CCVIS 460-346773/2 Date Analyzed: 01/20/2016 17:44

Instrument ID: CVOAMS7 GC Column: Rtx-624 ID: 0.25(mm)

Lab File ID (Standard): V43858.D Heated Purge: (Y/N) N

Calibration ID: 52605

		BCM		DFB		CBZ	
		AREA #	RT #	AREA #	RT #	AREA #	RT #
12/24 HOUR STD		178354	4.19	1165599	4.88	1067621	6.71
UPPER LIMIT		356708	4.69	2331198	5.38	2135242	7.21
LOWER LIMIT		89177	3.69	582800	4.38	533811	6.21
LAB SAMPLE ID	CLIENT SAMPLE ID						
LCS 460-346773/3		173127	4.19	1164849	4.88	1088160	6.71
MB 460-346773/7		159687	4.19	994990	4.88	955622	6.71
460-107721-1	QC-TB011416-XX	163156	4.19	1019232	4.88	996530	6.71
460-107721-2	QC-EB011416-XX	160147	4.19	1005045	4.88	997343	6.71
460-107721-8	MW-43MU-XX	156444	4.19	1014032	4.88	992990	6.71
460-107721-7	MW-43MI-XX	160647	4.19	1026919	4.88	1007840	6.71
460-107721-9	MW-500-XX	158133	4.19	1012399	4.88	1005796	6.71
460-107654-A-1 MS		161767	4.19	1040923	4.87	1064676	6.71
460-107654-A-1 MSD		160993	4.18	1036329	4.87	1058828	6.71

BCM = Chlorobromomethane
DFB = 1,4-Difluorobenzene
CBZ = Chlorobenzene-d5

Area Limit = 50%-200% of internal standard area
RT Limit = ± 0.5 minutes of internal standard RT

Column used to flag values outside QC limits

FORM VIII OLM04.2/VOL

FORM VIII
GC/MS VOA INTERNAL STANDARD AREA AND RETENTION TIME SUMMARY

Lab Name: TestAmerica Edison Job No.: 460-107721-1

SDG No.:

Sample No.: CCVIS 460-347048/2 Date Analyzed: 01/21/2016 23:21

Instrument ID: CVOAMS7 GC Column: Rtx-624 ID: 0.25(mm)

Lab File ID (Standard): V43899.D Heated Purge: (Y/N) N

Calibration ID: 52605

		BCM		DFB		CBZ	
		AREA #	RT #	AREA #	RT #	AREA #	RT #
12/24 HOUR STD		161858	4.18	1029669	4.87	1040758	6.71
UPPER LIMIT		323716	4.68	2059338	5.37	2081516	7.21
LOWER LIMIT		80929	3.68	514835	4.37	520379	6.21
LAB SAMPLE ID	CLIENT SAMPLE ID						
LCS 460-347048/3		155796	4.19	999269	4.87	1038893	6.71
LCSD 460-347048/4		153373	4.19	988167	4.87	1025855	6.71
MB 460-347048/7		151865	4.19	999775	4.88	960717	6.71
460-107721-10	SW-N13000-XX	143753	4.19	929259	4.88	948057	6.71
460-107721-11	SW-N12999-XX	148388	4.19	995036	4.88	970972	6.71
460-107721-13	MW-51ML-XX	145282	4.19	990062	4.88	963307	6.71
460-107721-14	MW-51MI-XX	144968	4.19	988491	4.88	975689	6.71
460-107721-4	MW-31ML-XX	144379	4.19	934471	4.88	974131	6.71
460-107721-5	MW-31GL-XX	145043	4.19	968500	4.88	957255	6.71
460-107721-12	SW-N5099-XX	140548	4.19	908114	4.88	958109	6.71
460-107721-3	MW-35GL-XX	139082	4.18	908427	4.88	933397	6.71

BCM = Chlorobromomethane
DFB = 1,4-Difluorobenzene
CBZ = Chlorobenzene-d5

Area Limit = 50%-200% of internal standard area
RT Limit = ± 0.5 minutes of internal standard RT

Column used to flag values outside QC limits

FORM VIII OLM04.2/VOL

FORM VIII
GC/MS VOA INTERNAL STANDARD AREA AND RETENTION TIME SUMMARY

Lab Name: TestAmerica Edison Job No.: 460-107721-1

SDG No.:

Sample No.: CCVIS 460-347228/2 Date Analyzed: 01/22/2016 19:21

Instrument ID: CVOAMS7 GC Column: Rtx-624 ID: 0.25(mm)

Lab File ID (Standard): V43929.D Heated Purge: (Y/N) N

Calibration ID: 52605

		BCM		DFB		CBZ	
		AREA #	RT #	AREA #	RT #	AREA #	RT #
12/24 HOUR STD		199565	4.19	1148297	4.87	1079352	6.71
UPPER LIMIT		399130	4.69	2296594	5.37	2158704	7.21
LOWER LIMIT		99783	3.69	574149	4.37	539676	6.21
LAB SAMPLE ID	CLIENT SAMPLE ID						
LCS 460-347228/3		205076	4.18	1148734	4.87	1061210	6.71
LCSD 460-347228/4		202627	4.19	1167129	4.87	1096371	6.71
MB 460-347228/7		196526	4.19	1107595	4.88	1017713	6.71
460-107721-9 DL	MW-500-XX DL	196879	4.19	1106287	4.88	1030815	6.71
460-107721-3 DL	MW-35GL-XX DL	203547	4.19	1137966	4.88	1039718	6.71
460-107721-6 DL	MW-31MI-XX DL	195590	4.19	1099376	4.88	1011081	6.71
460-107721-6	MW-31MI-XX	203946	4.19	1129086	4.87	1043422	6.71

BCM = Chlorobromomethane
DFB = 1,4-Difluorobenzene
CBZ = Chlorobenzene-d5

Area Limit = 50%-200% of internal standard area
RT Limit = ± 0.5 minutes of internal standard RT

Column used to flag values outside QC limits

FORM VIII OLM04.2/VOL

FORM VIII
GC/MS VOA INTERNAL STANDARD AREA AND RETENTION TIME SUMMARY

Lab Name: TestAmerica Edison Job No.: 460-107721-1

SDG No.:

Sample No.: CCVIS 460-347462/2 Date Analyzed: 01/25/2016 21:05

Instrument ID: CVOAMS7 GC Column: Rtx-624 ID: 0.25(mm)

Lab File ID (Standard): V43952.D Heated Purge: (Y/N) N

Calibration ID: 52605

		BCM		DFB		CBZ	
		AREA #	RT #	AREA #	RT #	AREA #	RT #
12/24 HOUR STD		214015	4.18	1220432	4.87	1138577	6.71
UPPER LIMIT		428030	4.68	2440864	5.37	2277154	7.21
LOWER LIMIT		107008	3.68	610216	4.37	569289	6.21
LAB SAMPLE ID	CLIENT SAMPLE ID						
LCS 460-347462/3		215662	4.18	1241635	4.87	1144538	6.71
MB 460-347462/7		198127	4.19	1176652	4.88	1086574	6.71
460-107721-6 MS	MW-31MI-XX MS	211706	4.18	1220825	4.87	1142726	6.71
460-107721-6 MSD	MW-31MI-XX MSD	214731	4.18	1214744	4.87	1153579	6.71
STOBLK 460-347462/13		203127	4.19	1169551	4.88	1092271	6.71

BCM = Chlorobromomethane
DFB = 1,4-Difluorobenzene
CBZ = Chlorobenzene-d5

Area Limit = 50%-200% of internal standard area
RT Limit = ± 0.5 minutes of internal standard RT

Column used to flag values outside QC limits

FORM VIII OLM04.2/VOL

HPLC/IC ANALYSIS RUN LOG

Lab Name: TestAmerica Pittsburgh Job No.: 460-107721-1

SDG No.:

Instrument ID: CHIC2100A Start Date: 01/20/2016 14:05

Analysis Batch Number: 166538 End Date: 01/21/2016 00:31

LAB SAMPLE ID	CLIENT SAMPLE ID	DATE ANALYZED	DILUTION FACTOR	LAB FILE ID	COLUMN ID
IC 180-166538/2		01/20/2016 14:05	1	A-ICS2100 A 01-20. -2016A-2.d	AS-18
IC 180-166538/3		01/20/2016 14:29	1	A-ICS2100 A 01-20. -2016A-3.d	AS-18
IC 180-166538/4		01/20/2016 14:44	1	A-ICS2100 A 01-20. -2016A-4.d	AS-18
IC 180-166538/5		01/20/2016 15:14	1	A-ICS2100 A 01-20. -2016A-5.d	AS-18
IC 180-166538/6		01/20/2016 15:31	1	A-ICS2100 A 01-20. -2016A-6.d	AS-18
IC 180-166538/7		01/20/2016 15:48	1	A-ICS2100 A 01-20. -2016A-7.d	AS-18
IC 180-166538/8		01/20/2016 16:06	1	A-ICS2100 A 01-20. -2016A-8.d	AS-18
RINSE 180-166538/9		01/20/2016 16:23	1		AS-18
RINSE 180-166538/10		01/20/2016 16:40	1		AS-18
ZZZZZ		01/20/2016 16:58	1		AS-18
ZZZZZ		01/20/2016 17:15	1		AS-18
ICV 180-166538/13		01/20/2016 17:32	1	A-ICS2100 A 01-20. -2016A-13.d	AS-18
CCV 180-166538/14		01/20/2016 17:50	1	A-ICS2100 A 01-20. -2016A-14.d	AS-18
CCB 180-166538/15		01/20/2016 18:11	1	A-ICS2100 A 01-20. -2016A-15.d	AS-18
LCS 180-166538/16		01/20/2016 18:28	1	A-ICS2100 A 01-20. -2016A-16.d	AS-18
MB 180-166538/17		01/20/2016 18:46	1	A-ICS2100 A 01-20. -2016A-17.d	AS-18
460-107721-5		01/20/2016 19:03	1	A-ICS2100 A 01-20. -2016A-18.d	AS-18
460-107721-9		01/20/2016 19:20	1	A-ICS2100 A 01-20. -2016A-19.d	AS-18
460-107721-12		01/20/2016 19:36	1	A-ICS2100 A 01-20. -2016A-20.d	AS-18
ZZZZZ		01/20/2016 19:51	1		AS-18
ZZZZZ		01/20/2016 20:07	1		AS-18
ZZZZZ		01/20/2016 20:22	1		AS-18
460-107721-7		01/20/2016 20:38	1	A-ICS2100 A 01-20. -2016A-24.d	AS-18
ZZZZZ		01/20/2016 20:53	1		AS-18
CCV 180-166538/26		01/20/2016 21:09	1	A-ICS2100 A 01-20. -2016A-26.d	AS-18

300.0

HPLC/IC ANALYSIS RUN LOG

Lab Name: TestAmerica Pittsburgh Job No.: 460-107721-1

SDG No.:

Instrument ID: CHIC2100A Start Date: 01/20/2016 14:05

Analysis Batch Number: 166538 End Date: 01/21/2016 00:31

LAB SAMPLE ID	CLIENT SAMPLE ID	DATE ANALYZED	DILUTION FACTOR	LAB FILE ID	COLUMN ID
CCB 180-166538/27		01/20/2016 21:24	1	A-ICS2100 A 01-20. -2016A-27.d	AS-18
460-107721-4		01/20/2016 21:40	1	A-ICS2100 A 01-20. -2016A-28.d	AS-18
460-107721-8		01/20/2016 21:56	1	A-ICS2100 A 01-20. -2016A-29.d	AS-18
460-107721-10		01/20/2016 22:11	1	A-ICS2100 A 01-20. -2016A-30.d	AS-18
460-107721-11		01/20/2016 22:27	1	A-ICS2100 A 01-20. -2016A-31.d	AS-18
460-107721-6		01/20/2016 22:42	1	A-ICS2100 A 01-20. -2016A-32.d	AS-18
460-107721-6 MS		01/20/2016 22:58	1	A-ICS2100 A 01-20. -2016A-33.d	AS-18
460-107721-6 MSD		01/20/2016 23:13	1	A-ICS2100 A 01-20. -2016A-34.d	AS-18
ZZZZZ		01/20/2016 23:29	1		AS-18
460-107721-2		01/20/2016 23:44	1	A-ICS2100 A 01-20. -2016A-36.d	AS-18
460-107721-5		01/21/2016 00:00	5	A-ICS2100 A 01-20. -2016A-37.d	AS-18
CCV 180-166538/38		01/21/2016 00:15	1	A-ICS2100 A 01-20. -2016A-38.d	AS-18
CCB 180-166538/39		01/21/2016 00:31	1	A-ICS2100 A 01-20. -2016A-39.d	AS-18

300.0

FORM VI
HPLC/IC BY EXTERNAL STANDARD - INITIAL CALIBRATION DATA
RETENTION TIME SUMMARY

Lab Name: TestAmerica Pittsburgh Job No.: 460-107721-1 Analy Batch No.: 166538

SDG No.:

Instrument ID: CHIC2100A GC Column: AS-18 ID: Heated Purge: (Y/N) N

Calibration Start Date: 01/20/2016 14:05 Calibration End Date: 01/20/2016 16:06 Calibration ID: 28775

Calibration Files:

LEVEL:	LAB SAMPLE ID:	LAB FILE ID:
Level 1	IC 180-166538/2	A-ICS2100 A 01-20.-2016A-2.d
Level 2	IC 180-166538/3	A-ICS2100 A 01-20.-2016A-3.d
Level 3	IC 180-166538/4	A-ICS2100 A 01-20.-2016A-4.d
Level 4	IC 180-166538/5	A-ICS2100 A 01-20.-2016A-5.d
Level 5	IC 180-166538/6	A-ICS2100 A 01-20.-2016A-6.d
Level 6	IC 180-166538/7	A-ICS2100 A 01-20.-2016A-7.d
Level 7	IC 180-166538/8	A-ICS2100 A 01-20.-2016A-8.d

ANALYTE	LVL 1	LVL 2	LVL 3	LVL 4	LVL 5	LVL 6	LVL 7				RT WINDOW	AVG RT
Bromide	6.558	6.583	6.592	6.592	6.583	6.575	6.575				6.233 - 6.933	6.580

FORM VI
HPLC/IC BY EXTERNAL STANDARD - INITIAL CALIBRATION DATA
CURVE EVALUATION

Lab Name: TestAmerica Pittsburgh Job No.: 460-107721-1 Analy Batch No.: 166538

SDG No.:

Instrument ID: CHIC2100A GC Column: AS-18 ID: Heated Purge: (Y/N) N

Calibration Start Date: 01/20/2016 14:05 Calibration End Date: 01/20/2016 16:06 Calibration ID: 28775

Calibration Files:

LEVEL:	LAB SAMPLE ID:	LAB FILE ID:
Level 1	IC 180-166538/2	A-ICS2100 A 01-20.-2016A-2.d
Level 2	IC 180-166538/3	A-ICS2100 A 01-20.-2016A-3.d
Level 3	IC 180-166538/4	A-ICS2100 A 01-20.-2016A-4.d
Level 4	IC 180-166538/5	A-ICS2100 A 01-20.-2016A-5.d
Level 5	IC 180-166538/6	A-ICS2100 A 01-20.-2016A-6.d
Level 6	IC 180-166538/7	A-ICS2100 A 01-20.-2016A-7.d
Level 7	IC 180-166538/8	A-ICS2100 A 01-20.-2016A-8.d

ANALYTE	CF				CURVE TYPE	COEFFICIENT			#	MIN CF	%RSD	#	MAX %RSD	R^2 OR COD	#	MIN R^2 OR COD
	LVL 1 LVL 5	LVL 2 LVL 6	LVL 3 LVL 7	LVL 4		B	M1	M2								
Bromide	34663200 24546800	32089400 25317160	24481200 26554770	22872960	LinF		26184569.9							0.9990		0.9950

Note: The m1 coefficient is the same as Ave CF for an Ave curve type.

FORM VII
HPLC/IC CONTINUING CALIBRATION DATA

Lab Name: TestAmerica Pittsburgh Job No.: 460-107721-1

SDG No.:

Lab Sample ID: ICV 180-166538/13 Calibration Date: 01/20/2016 17:32

Instrument ID: CHIC2100A Calib Start Date: 01/20/2016 14:05

GC Column: AS-18 ID: Calib End Date: 01/20/2016 16:06

Lab File ID: A-ICS2100 A 01-20.-2016A-13.d Conc. Units: mg/L

ANALYTE	CURVE TYPE	AVE CF	CF	MIN CF	CALC AMOUNT	SPIKE AMOUNT	%D	MAX %D
Bromide	LinF		25236900		0.0482	0.0500	-3.6	10.0

FORM VII 300.0

FORM VII
HPLC/IC CONTINUING CALIBRATION RETENTION TIME SUMMARY

Lab Name: TestAmerica Pittsburgh Job No.: 460-107721-1

SDG No.:

Lab Sample ID: ICV 180-166538/13 Calibration Date: 01/20/2016 17:32

Instrument ID: CHIC2100A Calib Start Date: 01/20/2016 14:05

GC Column: AS-18 ID: Calib End Date: 01/20/2016 16:06

Lab File ID: A-ICS2100 A 01-20.-2016A-13.d

Analyte	RT	RT WINDOW	
		FROM	TO
Bromide	6.58	6.24	6.94

Form VII 300.0

FORM VII
HPLC/IC CONTINUING CALIBRATION DATA

Lab Name: TestAmerica Pittsburgh Job No.: 460-107721-1

SDG No.:

Lab Sample ID: CCV 180-166538/14 Calibration Date: 01/20/2016 17:50

Instrument ID: CHIC2100A Calib Start Date: 01/20/2016 14:05

GC Column: AS-18 ID: Calib End Date: 01/20/2016 16:06

Lab File ID: A-ICS2100 A 01-20.-2016A-14.d Conc. Units: mg/L

ANALYTE	CURVE TYPE	AVE CF	CF	MIN CF	CALC AMOUNT	SPIKE AMOUNT	%D	MAX %D
Bromide	LinF		26910020		0.103	0.100	2.8	10.0

FORM VII 300.0

FORM VII
HPLC/IC CONTINUING CALIBRATION RETENTION TIME SUMMARY

Lab Name: TestAmerica Pittsburgh Job No.: 460-107721-1

SDG No.:

Lab Sample ID: CCV 180-166538/14 Calibration Date: 01/20/2016 17:50

Instrument ID: CHIC2100A Calib Start Date: 01/20/2016 14:05

GC Column: AS-18 ID: Calib End Date: 01/20/2016 16:06

Lab File ID: A-ICS2100 A 01-20.-2016A-14.d

Analyte	RT	RT WINDOW	
		FROM	TO
Bromide	6.58	6.23	6.93

Form VII 300.0

FORM VII
HPLC/IC CONTINUING CALIBRATION DATA

Lab Name: TestAmerica Pittsburgh Job No.: 460-107721-1

SDG No.:

Lab Sample ID: CCV 180-166538/26 Calibration Date: 01/20/2016 21:09

Instrument ID: CHIC2100A Calib Start Date: 01/20/2016 14:05

GC Column: AS-18 ID: Calib End Date: 01/20/2016 16:06

Lab File ID: A-ICS2100 A 01-20.-2016A-26.d Conc. Units: mg/L

ANALYTE	CURVE TYPE	AVE CF	CF	MIN CF	CALC AMOUNT	SPIKE AMOUNT	%D	MAX %D
Bromide	LinF		25834520		0.0987	0.100	-1.3	10.0

FORM VII 300.0

FORM VII
HPLC/IC CONTINUING CALIBRATION RETENTION TIME SUMMARY

Lab Name: TestAmerica Pittsburgh Job No.: 460-107721-1

SDG No.:

Lab Sample ID: CCV 180-166538/26 Calibration Date: 01/20/2016 21:09

Instrument ID: CHIC2100A Calib Start Date: 01/20/2016 14:05

GC Column: AS-18 ID: Calib End Date: 01/20/2016 16:06

Lab File ID: A-ICS2100 A 01-20.-2016A-26.d

Analyte	RT	RT WINDOW	
		FROM	TO
Bromide	6.58	6.23	6.93

FORM VII
HPLC/IC CONTINUING CALIBRATION DATA

Lab Name: TestAmerica Pittsburgh Job No.: 460-107721-1

SDG No.:

Lab Sample ID: CCV 180-166538/38 Calibration Date: 01/21/2016 00:15

Instrument ID: CHIC2100A Calib Start Date: 01/20/2016 14:05

GC Column: AS-18 ID: Calib End Date: 01/20/2016 16:06

Lab File ID: A-ICS2100 A 01-20.-2016A-38.d Conc. Units: mg/L

ANALYTE	CURVE TYPE	AVE CF	CF	MIN CF	CALC AMOUNT	SPIKE AMOUNT	%D	MAX %D
Bromide	LinF		25359280		0.0968	0.100	-3.2	10.0

FORM VII 300.0

FORM VII
HPLC/IC CONTINUING CALIBRATION RETENTION TIME SUMMARY

Lab Name: TestAmerica Pittsburgh Job No.: 460-107721-1

SDG No.:

Lab Sample ID: CCV 180-166538/38 Calibration Date: 01/21/2016 00:15

Instrument ID: CHIC2100A Calib Start Date: 01/20/2016 14:05

GC Column: AS-18 ID: Calib End Date: 01/20/2016 16:06

Lab File ID: A-ICS2100 A 01-20.-2016A-38.d

Analyte	RT	RT WINDOW	
		FROM	TO
Bromide	6.58	6.23	6.93

Form VII 300.0

FORM IV
HPLC/IC METHOD BLANK SUMMARY

Lab Name: TestAmerica Pittsburgh Job No.: 460-107721-1

SDG No.:

Lab File ID: A-ICS2100 A 01-20.-2016A-17.d Lab Sample ID: MB 180-166538/17

Matrix: Water Date Extracted:

Instrument ID: CHIC2100A Date Analyzed: 01/20/2016 18:46

Level:(Low/Med) Low

THIS METHOD BLANK APPLIES TO THE FOLLOWING SAMPLES:

CLIENT SAMPLE ID	LAB SAMPLE ID	LAB FILE ID	DATE ANALYZED
	CCB 180-166538/15	A-ICS2100 A 01-20. -2016A-15.d	01/20/2016 18:11
	LCS 180-166538/16	A-ICS2100 A 01-20. -2016A-16.d	01/20/2016 18:28
MW-500-XX	460-107721-9	A-ICS2100 A 01-20. -2016A-19.d	01/20/2016 19:20
SW-N5099-XX	460-107721-12	A-ICS2100 A 01-20. -2016A-20.d	01/20/2016 19:36
MW-43MI-XX	460-107721-7	A-ICS2100 A 01-20. -2016A-24.d	01/20/2016 20:38
	CCB 180-166538/27	A-ICS2100 A 01-20. -2016A-27.d	01/20/2016 21:24
MW-31ML-XX	460-107721-4	A-ICS2100 A 01-20. -2016A-28.d	01/20/2016 21:40
MW-43MU-XX	460-107721-8	A-ICS2100 A 01-20. -2016A-29.d	01/20/2016 21:56
SW-N13000-XX	460-107721-10	A-ICS2100 A 01-20. -2016A-30.d	01/20/2016 22:11
SW-N12999-XX	460-107721-11	A-ICS2100 A 01-20. -2016A-31.d	01/20/2016 22:27
MW-31MI-XX	460-107721-6	A-ICS2100 A 01-20. -2016A-32.d	01/20/2016 22:42
MW-31MI-XX MS	460-107721-6 MS	A-ICS2100 A 01-20. -2016A-33.d	01/20/2016 22:58
MW-31MI-XX MSD	460-107721-6 MSD	A-ICS2100 A 01-20. -2016A-34.d	01/20/2016 23:13
QC-EB011416-XX	460-107721-2	A-ICS2100 A 01-20. -2016A-36.d	01/20/2016 23:44
MW-31GL-XX	460-107721-5	A-ICS2100 A 01-20. -2016A-37.d	01/21/2016 00:00

FORM IV 300.0

FORM IV
HPLC/IC METHOD BLANK SUMMARY

Lab Name: TestAmerica Pittsburgh Job No.: 460-107721-1

SDG No.:

Lab File ID: A-ICS2100 A 01-20.-2016A-17.d Lab Sample ID: MB 180-166538/17

Matrix: Water Date Extracted:

Instrument ID: CHIC2100A Date Analyzed: 01/20/2016 18:46

Level:(Low/Med) Low

THIS METHOD BLANK APPLIES TO THE FOLLOWING SAMPLES:

CLIENT SAMPLE ID	LAB SAMPLE ID	LAB FILE ID	DATE ANALYZED
	CCB 180-166538/39	A-ICS2100 A 01-20. -2016A-39.d	01/21/2016 00:31

FORM IV 300.0

FORM I
HPLC/IC ORGANICS ANALYSIS DATA SHEET

Lab Name: TestAmerica Pittsburgh
Job No.: 460-107721-1
SDG No.:
Client Sample ID:
Lab Sample ID: MB 180-166538/17
Matrix: Water
Lab File ID: A-ICS2100 A 01-20.-2016A-17.d
Analysis Method: 300.0
Date Collected:
Extraction Method:
Date Extracted:
Sample wt/vol: 1(mL)
Date Analyzed: 01/20/2016 18:46
Con. Extract Vol.:
Dilution Factor: 1
Injection Volume: 25(mL)
GC Column: AS-18 ID:
% Moisture:
GPC Cleanup:(Y/N) N
Analysis Batch No.: 166538
Units: mg/L

CAS NO.	COMPOUND NAME	RESULT	Q	RL	MDL
24959-67-9	Bromide	0.0025	U	0.0025	0.0022

FORM III
HPLC/IC LAB CONTROL SAMPLE RECOVERY

Lab Name: TestAmerica Pittsburgh Job No.: 460-107721-1

SDG No.:

Matrix: Water Level: Low Lab File ID: A-ICS2100 A 01-20.-2016A-16.d

Lab ID: LCS 180-166538/16 Client ID:

COMPOUND	SPIKE ADDED (mg/L)	LCS CONCENTRATION (mg/L)	LCS % REC	QC LIMITS REC	#
Bromide	0.100	0.101	101	90-110	

Column to be used to flag recovery and RPD values

FORM III 300.0

FORM III
HPLC/IC MATRIX SPIKE RECOVERY

Lab Name: TestAmerica Pittsburgh Job No.: 460-107721-1

SDG No.:

Matrix: Water Level: Low Lab File ID: A-ICS2100 A 01-20.-2016A-33.d

Lab ID: 460-107721-6 MS Client ID: MW-31MI-XX MS

COMPOUND	SPIKE ADDED (mg/L)	SAMPLE CONCENTRATION (mg/L)	MS CONCENTRATION (mg/L)	MS % REC	QC LIMITS REC	#
Bromide	0.0500	0.13	0.183	101	80-120	

Column to be used to flag recovery and RPD values

FORM III 300.0

FORM III
HPLC/IC MATRIX SPIKE DUPLICATE RECOVERY

Lab Name: TestAmerica Pittsburgh Job No.: 460-107721-1

SDG No.:

Matrix: Water Level: Low Lab File ID: A-ICS2100 A 01-20.-2016A-34.d

Lab ID: 460-107721-6 MSD Client ID: MW-31MI-XX MSD

COMPOUND	SPIKE ADDED (mg/L)	MSD CONCENTRATION (mg/L)	MSD % REC	% RPD	QC LIMITS		#
					RPD	REC	
Bromide	0.0500	0.186	109	2	20	80-120	

Column to be used to flag recovery and RPD values

FORM III 300.0

13-IN
ANALYSIS RUN LOG
GENERAL CHEMISTRY

Lab Name: TestAmerica Edison Job No.: 460-107721-1

SDG No.:

Instrument ID: NOEQUIP Method: SM 4500 Cl- B

Start Date: 01/27/2016 14:00 End Date: 01/27/2016 14:00

Lab Sample ID	D/F	Type	Time	Analytes																			
				CL-																			
MB 460-347863/1	1	T	14:00	X																			
LCSSRM 460-347863/2 ^2	2	T	14:00	X																			
460-107721-6	1	T	14:00	X																			
460-107721-6 MS	4	T	14:00	X																			
460-107721-6 MSD	4	T	14:00	X																			
460-107721-2	1	T	14:00	X																			
460-107721-4	1	T	14:00	X																			
460-107721-5	2	T	14:00	X																			
460-107721-7	1	T	14:00	X																			
460-107721-8	1	T	14:00	X																			
460-107721-9	1	T	14:00	X																			
460-107721-10	1	T	14:00	X																			
460-107721-11	1	T	14:00	X																			
460-107721-12	1	T	14:00	X																			
ZZZZZZ			14:00																				
ZZZZZZ			14:00																				
ZZZZZZ			14:00																				

Prep Types
T = Total/NA

3-IN
METHOD BLANK
GENERAL CHEMISTRY

Lab Name: TestAmerica Edison Job No.: 460-107721-1

SDG No.:

Method	Lab Sample ID	Analyte	Result	Qual	Units	RL	Dil
Batch ID: 347863 Date: 01/27/2016 14:00							
SM 4500 Cl- B	MB 460-347863/1	Chloride	5.0	U	mg/L	5.0	1

FORM III-IN

5-IN
MATRIX SPIKE SAMPLE RECOVERY
GENERAL CHEMISTRY

Lab Name: TestAmerica Edison Job No.: 460-107721-1

SDG No.:

Matrix: Water

Method	Lab Sample ID	Analyte	Result	C	Unit	Spike Amount	Pct. Rec.	Limits	RPD	RPD Limit	Q
Batch ID: 347863 Date: 01/27/2016 14:00											
SM 4500 Cl- B	460-107721-6	Chloride	65.5		mg/L						
SM 4500 Cl- B	460-107721-6 MS	Chloride	168.0		mg/L	100	102	90-110			

Calculations are performed before rounding to avoid round-off errors in calculated results.

FORM V-IN

5-IN
MATRIX SPIKE DUPLICATE SAMPLE RECOVERY
GENERAL CHEMISTRY

Lab Name: TestAmerica Edison Job No.: 460-107721-1

SDG No.:

Matrix: Water

Method	Lab Sample ID	Analyte	Result	C	Unit	Spike Amount	Pct. Rec.	Limits	RPD	RPD Limit	Q
Batch ID: 347863 Date: 01/27/2016 14:00											
SM 4500 Cl- B	460-107721-6 MSD	Chloride	170.0		mg/L	100	104	90-110	1	10	

Calculations are performed before rounding to avoid round-off errors in calculated results.

FORM V-IN

7A-IN
LCS-CERTIFIED REFERENCE MATERIAL
GENERAL CHEMISTRY

Lab Name: TestAmerica Edison Job No.: 460-107721-1

SDG No.:

Matrix: Water

Method	Lab Sample ID	Analyte	Result	C	Unit	Spike Amount	Pct. Rec.	Limits	RPD	RPD Limit	Q
Batch ID: 347863	Date: 01/27/2016 14:00										
						LCS Source: WTchlLCS_00061					
SM 4500 Cl- B	LCSSRM 460-347863/2 ^2	Chloride	94.98		mg/L	96.1	98.8	90.9-109.3			

Calculations are performed before rounding to avoid round-off errors in calculated results.

FORM VIIA-IN

9-IN
DETECTION LIMITS
GENERAL CHEMISTRY

Lab Name: TestAmerica Edison Job Number: 460-107721-1

SDG Number:

Matrix: Water Instrument ID: NOEQUIP

Method: SM 4500 Cl- B MDL Date: 03/02/2015 07:40

Analyte	Wavelength/ Mass	RL (mg/L)	MDL (mg/L)
Chloride		5	0.84

FORM IX - IN

9-IN
CALIBRATION BLANK DETECTION LIMITS
GENERAL CHEMISTRY

Lab Name: TestAmerica Edison Job Number: 460-107721-1

SDG Number:

Matrix: Water Instrument ID: NOEQUIP

Method: SM 4500 Cl- B XMDL Date: 03/02/2015 07:41

Analyte	Wavelength/ Mass	XRL (mg/L)	XMDL (mg/L)
Chloride		5	0.84

DATA USABILITY SUMMARY REPORT
APRIL 2016 AQUEOUS COMPLIANCE MONITORING
PROJECT: LMC GREAT NECK
NEW YORK
DATE SAMPLES COLLECTED: APRIL 26, & 27, 2016

LAB REPORT No. 460-113008-1

1.0 INTRODUCTION

Nine aqueous samples, consisting of one field duplicate pair (samples MW-500-XX and MW-31MI-XX), and one trip blank were collected by Tetra Tech, Inc., at the Lockheed Martin Great Neck site on April 26 and 27, 2016. The samples were sent to TestAmerica Laboratories, Inc., in Edison, New Jersey. All analyses, except for the analysis of 1,4-dioxane, were conducted in accordance with USEPA Contract Laboratory Program (CLP) OLM04.2 Method Volatile Organic Compound (VOC) Low Level (LL) analytical and reporting protocols. The analysis of 1,4-dioxane was conducted using method 8260C via selected ion monitoring (SIM). The analyses for chloride and bromide were done by Standard Method 4500 and EPA Method 300.0 analytical and reporting protocols.

The data package deliverables provided by the laboratory included a Category B deliverable as outlined in the New York State Department of Environmental Conservation (NYSDEC) Analytical Services Protocols.

Data validation was performed on the aforementioned samples in accordance with EPA Region II data validation guidelines. However, the data validation review requirements were applied such that specifications of the method (OLM04.2) took precedence over the specifications of the outlined in the USEPA Region II Standard Operating Procedure (SOP) Low/Medium Volatile Data Validation, HW-33 Revision 3, (March 2013). Likewise, in the instances when method requirements were not defined, Region II guidelines were applied.

The Data Usability Summary Report (DUSR) was prepared after the process of data validation was completed and summarizes the overall data quality and usability in accordance with the NYSDEC Technical Guidance for Site Investigation and Remediation (NYSDEC 2010).

The DUSR review is based on the following parameters:

* ● Data completeness
* ● Hold times/Sample Preservation
* ● GC/MS System Tuning and Performance
● Initial/continuing calibrations
* ● Laboratory Method and Trip Blank Results
* ● Surrogate Spike Recoveries
* ● Internal Standard Results
* ● Laboratory Control Sample Results
* ● Matrix Spike/Matrix Spike Duplicate Results
* ● Field Duplicate Precision
* ● Compound Identification/Quantitation
* ● Tentatively Identified Compounds Results
* ● Detection Limits

The symbol (*) indicates that all quality control criteria were met for this parameter.

This report was prepared to provide a critical review of the laboratory analysis and reported chemical results. Overall, the data quality is acceptable. The results of the Quality Assurance Review are presented in Section 3.0. Summary tables are provided. Appendices A, B, and C are provided so that the data user can review the qualified analytical results, results reported by the laboratory, and the supporting documentation associated with data findings and data quality.

2.0 SAMPLES INCLUDED IN REVIEW

Lab Report No. 460-113008-1

Sample ID	Lab ID	Date Collected	Analysis
EW-EW1-XX	460-113008-3	4/26/2016	VOC
IW-N13889-XX	460-113008-7	4/27/2016	VOC
MW-31GL-XX	460-113008-9	4/27/2016	VOC
MW-31MI-XX	460-113008-10	4/27/2016	VOC
MW-31ML-XX	460-113008-8	4/27/2016	VOC
MW-500-XX	460-113008-2	4/27/2016	VOC
QC-TB042616	460-113008-1	4/26/2016	VOC
RW-RW100-XX	460-113008-6	4/26/2016	VOC
RW-RW1RD-XX	460-113008-4	4/26/2016	VOC
RW-RW1RS-XX	460-113008-5	4/26/2016	VOC

Legend:

VOCs = CLP Low Level (LL) Volatile Organic Compounds in accordance with OLM04.2 Method and 8260C SIM

3.0 RESULTS

3.1 DATA COMPLETENESS

With regard to the data package deliverables, the contents of the data package were complete and contained all necessary summary forms and raw instrument data.

3.2 QUALITY CONTROL PARAMETERS

Hold Times/Sample Preservation: Technical hold times and preservation were assessed by comparing the sample dates and preservation code on the sample Chain of Custody (COC) with that of the analysis dates.

- All project samples were properly preserved and analyzed within the required hold time for all analyses.

GC/MS Performance Check (Tuning) Summary: Gas chromatograph/mass spectrometer (GC/MS) instrument tuning and performance checks are performed to ensure the instrument's ability to provide appropriate mass-resolution, identification and sensitivity.

- The BFB tuning compound mass-ion abundance criteria for the LL VOC analyses were reported within control limits.

Initial and Continuing Calibration Results: Control limits for initial and continuing instrument calibrations are established to ensure that the instrument is capable of producing accurate quantitative data. The following issues were noted:

- The initial calibration performed on 10/2/15 had a percent relative standard deviation greater than 40% for acetone. Nondetected results for acetone were qualified as estimated, "UJ".

- The continuing calibrations performed on 05/3/2016 @ 23:16 and on 5/4/2016 @ 23:07 had Percent Differences (%Ds) which exceeded the 25% method quality control limit for bromomethane and m&p-xylenes. The non-detected results reported for these compounds in the affected samples were qualified as estimated, "UJ".

- All other initial and continuing calibration response factors were within the quality control limits.

- The initial and continuing calibrations for 1,4-dioxane were within method acceptance limits.

- The initial and continuing calibrations for chloride and bromide were within method acceptance limits.

Laboratory Method and Trip Blank Contamination:

- No target compound contaminants were detected in the laboratory method blanks or the trip blank associated with the reviewed parameters in this data set.

System Monitoring Compound (Surrogate) Recoveries:

- All surrogate recoveries fell within control limits for the project samples received for LL VOC reviewed.

Internal Standards Area Performance:

- The internal standard area counts and retention times fell within control limits for the project samples received and reviewed.

Laboratory Control Spike/Laboratory Control Sample Duplicate (LCS/LCSD) Results:

- The LCS/LCSD Percent Recoveries (%Rs) were within the quality control limits.

Matrix Spike/Matrix Spike Duplicate Samples (MS/MSD) Results:

- Sample MW-31MI-XX was selected as the MS/MSD. The recovery of Freon 115 (pentafluoroethyl chloride) was below the lower quality control limit in the MS but met acceptance limits in the MSD.

Field Duplicate Precision: Field duplicates are collected to provide information on sampling precision and homogeneity. The field duplicate pair included in the SDG, samples MW-500-XX and MW-31MI-XX, exhibited acceptable precision with relative percent differences less than 30%.

Target Compound Identification and Quantitation: The laboratory calculations are verified and compound identifications are reviewed and assessed by the data reviewer.

- The GC/MS raw data (quantitation reports and chromatograms) were provided for review. No laboratory calculation errors were noted for the sample selected for verification during data validation.

Tentatively Identified Compounds (TIC) Results:

- The TIC 1,2-dichloro-1,1,2-trifluoroethane was reported in sample RW-RW1RS-XX. The results was qualified as presumptively present, "NJ".
-

Detection Limits: Non-detected results were reported to the Method Detection Limit (MDL). No samples were analyzed at a dilution.

- Detected results reported below the Reporting Limit (RL) but above the MDL were qualified as estimated, "J".

4.0 CONCLUSIONS

Overall, based on the outcome of data validation and as summarized in the DUSR, the data quality is acceptable with the qualifiers noted in this report.

Tetra Tech, Inc.
Joseph A. Samchuck
Data Validation Manager

June 6, 2016

Attachments:
Appendix A – Qualified Analytical Results
Appendix B – Results as Reported by the Laboratory
Appendix C – Support Documentation

Data Qualifier Definitions

The following definitions provide brief explanations of the validation qualifiers assigned to results in the data review process.

U	The analyte was analyzed for, but was not detected at a level greater than or equal to the level of the adjusted method detection limit for sample and method.
J	The analyte was positively identified and the associated numerical value is the approximate concentration of the analyte in the sample (due either to the quality of the data generated because certain quality control criteria were not met, or the concentration of the analyte was below the reporting limit).
J+	The result is an estimated quantity, but the result may be biased high.
J-	The result is an estimated quantity, but the result may be biased low.
UJ	The analyte was analyzed for, but was not detected. The reported detection limit is approximate and may be inaccurate or imprecise.
R	The sample result (detected) is unusable due to the quality of the data generated because certain criteria were not met. The analyte may or may not be present in the sample.
UR	The sample result (nondetected) is unusable due to the quality of the data generated because certain criteria were not met. The analyte may or may not be present in the sample.

Appendix A

Qualified Analytical Results

Qualifier Codes:

A = Lab Blank Contamination
B = Field Blank Contamination
C = Calibration Noncompliance (i.e., % RSDs, %Ds, ICVs, CCVs, RRFs, etc.)
C01 = GC/MS Tuning Noncompliance
D = MS/MSD Recovery Noncompliance
E = LCS/LCSD Recovery Noncompliance
F = Lab Duplicate Imprecision
G = Field Duplicate Imprecision
H = Holding Time Exceedance
I = ICP Serial Dilution Noncompliance
J = ICP PDS Recovery Noncompliance; MSA's r < 0.995
K = ICP Interference - includes ICS % R Noncompliance
L = Instrument Calibration Range Exceedance
M = Sample Preservation Noncompliance
N = Internal Standard Noncompliance
N01 = Internal Standard Recovery Noncompliance Dioxins
N02 = Recovery Standard Noncompliance Dioxins
N03 = Clean-up Standard Noncompliance Dioxins
O = Poor Instrument Performance (i.e., base-time drifting)
P = Uncertainty near detection limit (< 2 x IDL for inorganics and <CRQL for organics)
Q = Other problems (can encompass a number of issues; i.e.chromatography,interferences, etc.)
R = Surrogates Recovery Noncompliance
S = Pesticide/PCB Resolution
T = % Breakdown Noncompliance for DDT and Endrin
U = RPD between columns/detectors >40% for positive results determined via GC/HPLC
V = Non-linear calibrations; correlation coefficient r < 0.995
W = EMPC result
X = Signal to noise response drop
Y = Percent solids <30%
Z = Uncertainty at 2 standard deviations is greater than sample activity
Z1 = Tentatively Identified Compound considered presumptively present
Z2 = Tentatively Identified Compound column bleed
Z3 = Tentatively Identified Compound aldol condensate
Z4 = Sample activity is less than the at uncertainty at 3 standard deviations and greater than the MDC
Z5 = Sample activity is less than the at uncertainty at 3 standard deviations and less than the MDC

PROJ_NO: 07793	NSAMPLE	EW-EW1-XX			IW-N13889-XX			MW-31GL-XX			MW-31MI-XX		
SDG: 460-113008-1	LAB_ID	460-113008-3			460-113008-7			460-113008-9			460-113008-10		
FRACTION: OV	SAMP_DATE	4/26/2016			4/27/2016			4/27/2016			4/27/2016		
MEDIA: WATER	QC_TYPE	NM			NM			NM			NM		
	UNITS	UG/L			UG/L			UG/L			UG/L		
	PCT_SOLIDS	0.0			0.0			0.0			0.0		
	DUP_OF												
PARAMETER		RESULT	VQL	QLCD	RESULT	VQL	QLCD	RESULT	VQL	QLCD	RESULT	VQL	QLCD
1,1,1-TRICHLOROETHANE		0.1	U		0.1	U		0.1	U		0.1	U	
1,1,2,2-TETRACHLOROETHANE		0.1	U		0.1	U		0.1	U		0.1	U	
1,1,2-TRICHLOROETHANE		0.1	U		0.1	U		0.1	U		0.28	J	P
1,1,2-TRICHLOROTRIFLUOROETHANE		6.6			1.5			0.27	J	P	16		
1,1-DICHLORO-2,2,2-TRIFLUOROETHANE		0.1	U		0.1	U		0.1	U		0.1	U	
1,1-DICHLOROETHANE		0.1	U		0.1	U		0.1	U		0.1	U	
1,1-DICHLOROETHENE		0.55	J	P	0.12	J	P	0.1	U		0.7	J	P
1,1-DIFLUOROETHANE		0.1	U		0.1	U		0.1	U		0.1	U	
1,2,4-TRICHLOROBENZENE		0.1	U		0.1	U		0.1	U		0.1	U	
1,2-DIBROMO-3-CHLOROPROPANE		0.1	U		0.1	U		0.1	U		0.1	U	
1,2-DIBROMOETHANE		0.1	U		0.1	U		0.1	U		0.1	U	
1,2-DICHLOROBENZENE		0.18	J	P	0.1	U		0.1	U		0.1	U	
1,2-DICHLOROETHANE		0.1	U		0.1	U		0.1	U		0.95	J	P
1,2-DICHLOROPROPANE		0.1	U		0.1	U		0.1	U		0.37	J	P
1,3-DICHLOROBENZENE		0.1	U		0.1	U		0.1	U		0.1	U	
1,4-DICHLOROBENZENE		0.1	U		0.1	U		0.1	U		0.1	U	
1,4-DIOXANE		1.1			1.1			0.11	U		1.2		
2-BUTANONE		0.1	U		0.1	U		0.1	U		0.1	U	
2-HEXANONE		0.1	U		0.1	U		0.1	U		0.1	U	
4-METHYL-2-PENTANONE		0.1	U		0.1	U		0.1	U		0.1	U	
ACETONE		0.1	UJ	C	0.1	UJ	C	0.1	UJ	C	0.1	UJ	C
BENZENE		0.1	U		0.1	U		0.1	U		0.1	U	
BROMODICHLOROMETHANE		0.1	U		0.1	U		0.1	U		0.1	U	
BROMOFORM		0.1	U		0.1	U		0.1	U		0.1	U	
BROMOMETHANE		0.1	UJ	C	0.1	UJ	C	0.1	UJ	C	0.1	UJ	C
CARBON DISULFIDE		0.1	U		0.1	U		0.1	U		0.1	U	
CARBON TETRACHLORIDE		0.1	U		0.1	U		0.1	U		0.1	U	
CHLOROBENZENE		0.1	U		0.1	U		0.1	U		0.1	U	
CHLORODIBROMOMETHANE		0.1	U		0.1	U		0.1	U		0.1	U	
CHLORODIFLUOROMETHANE		2.4			0.32	J	P	0.1	U		5.8		
CHLOROETHANE		0.1	U		0.1	U		0.1	U		0.1	U	
CHLOROFORM		0.49	J	P	0.33	J	P	0.1	U		0.98	J	P
CHLOROMETHANE		0.1	U		0.1	U		0.1	U		0.1	U	
CIS-1,2-DICHLOROETHENE		110			22			3.7					
CIS-1,3-DICHLOROPROPENE		0.1	U		0.1	U		0.1	U		0.1	U	

PROJ_NO: 07793	NSAMPLE	MW-31MI-XX-DL			MW-31ML-XX			MW-500-XX			MW-500-XX-DL		
SDG: 460-113008-1	LAB_ID	460-113008-10			460-113008-8			460-113008-2			460-113008-2		
FRACTION: OV	SAMP_DATE	4/27/2016			4/27/2016			4/27/2016			4/27/2016		
MEDIA: WATER	QC_TYPE	NM			NM			NM			NM		
	UNITS	UG/L			UG/L			UG/L			UG/L		
	PCT_SOLIDS	0.0			0.0			0.0			0.0		
	DUP_OF							MW-31MI-XX			MW-31MI-XX		
PARAMETER		RESULT	VQL	QLCD	RESULT	VQL	QLCD	RESULT	VQL	QLCD	RESULT	VQL	QLCD
1,1,1-TRICHLOROETHANE					0.1	U		0.1	U				
1,1,2,2-TETRACHLOROETHANE					0.1	U		0.1	U				
1,1,2-TRICHLOROETHANE					0.1	U		0.3	J	P			
1,1,2-TRICHLOROTRIFLUOROETHANE					4.8			16					
1,1-DICHLORO-2,2,2-TRIFLUOROETHANE					0.1	U		0.1	U				
1,1-DICHLOROETHANE					0.1	U		0.1	U				
1,1-DICHLOROETHENE					0.22	J	P	0.75	J	P			
1,1-DIFLUOROETHANE					0.1	U		0.1	U				
1,2,4-TRICHLOROBENZENE					0.1	U		0.1	U				
1,2-DIBROMO-3-CHLOROPROPANE					0.1	U		0.1	U				
1,2-DIBROMOETHANE					0.1	U		0.1	U				
1,2-DICHLOROBENZENE					0.1	U		0.1	U				
1,2-DICHLOROETHANE					0.31	J	P	0.99	J	P			
1,2-DICHLOROPROPANE					0.1	U		0.41	J	P			
1,3-DICHLOROBENZENE					0.1	U		0.1	U				
1,4-DICHLOROBENZENE					0.1	U		0.1	U				
1,4-DIOXANE					0.68			1.2					
2-BUTANONE					0.1	U		0.1	U				
2-HEXANONE					0.1	U		0.1	U				
4-METHYL-2-PENTANONE					0.1	U		0.1	U				
ACETONE					0.1	UJ	C	0.1	UJ	C			
BENZENE					0.1	U		0.1	U				
BROMODICHLOROMETHANE					0.1	U		0.1	U				
BROMOFORM					0.1	U		0.1	U				
BROMOMETHANE					0.1	UJ	C	0.1	UJ	C			
CARBON DISULFIDE					0.1	U		0.1	U				
CARBON TETRACHLORIDE					0.1	U		0.1	U				
CHLOROBENZENE					0.1	U		0.1	U				
CHLORODIBROMOMETHANE					0.1	U		0.1	U				
CHLORODIFLUOROMETHANE					5.7			6.3					
CHLOROETHANE					0.1	U		0.1	U				
CHLOROFORM					0.42	J	P	1					
CHLOROMETHANE					0.1	U		0.1	U				
CIS-1,2-DICHLOROETHENE		350			81						340		
CIS-1,3-DICHLOROPROPENE					0.1	U		0.1	U				

PROJ_NO: 07793	NSAMPLE	QC-TB042616			RW-RW100-XX			RW-RW1RD-XX			RW-RW1RS-XX		
SDG: 460-113008-1	LAB_ID	460-113008-1			460-113008-6			460-113008-4			460-113008-5		
FRACTION: OV	SAMP_DATE	4/26/2016			4/26/2016			4/26/2016			4/26/2016		
MEDIA: WATER	QC_TYPE	TB			NM			NM			NM		
	UNITS	UG/L			UG/L			UG/L			UG/L		
	PCT_SOLIDS	0.0			0.0			0.0			0.0		
	DUP_OF												
PARAMETER		RESULT	VQL	QLCD	RESULT	VQL	QLCD	RESULT	VQL	QLCD	RESULT	VQL	QLCD
1,1,1-TRICHLOROETHANE		0.1	U		0.1	U		0.1	U		0.1	U	
1,1,2,2-TETRACHLOROETHANE		0.1	U		0.1	U		0.1	U		0.1	U	
1,1,2-TRICHLOROETHANE		0.1	U		0.1	U		0.1	U		0.1	U	
1,1,2-TRICHLOROTRIFLUOROETHANE		0.1	U		4.1			4			8		
1,1-DICHLORO-2,2,2-TRIFLUOROETHANE		0.1	U		0.1	U		0.1	U		0.1	U	
1,1-DICHLOROETHANE		0.1	U		0.1	U		0.1	U		0.1	U	
1,1-DICHLOROETHENE		0.1	U		0.63	J	P	0.72	J	P	1.2		
1,1-DIFLUOROETHANE		0.1	U		0.1	U		0.1	U		0.1	U	
1,2,4-TRICHLOROBENZENE		0.1	U		0.1	U		0.1	U		0.1	U	
1,2-DIBROMO-3-CHLOROPROPANE		0.1	U		0.1	U		0.1	U		0.1	U	
1,2-DIBROMOETHANE		0.1	U		0.1	U		0.1	U		0.1	U	
1,2-DICHLOROBENZENE		0.1	U		0.1	U		0.1	U		1.7		
1,2-DICHLOROETHANE		0.1	U		0.1	U		0.1	U		0.1	U	
1,2-DICHLOROPROPANE		0.1	U		0.1	U		0.1	U		0.1	U	
1,3-DICHLOROBENZENE		0.1	U		0.1	U		0.1	U		0.1	U	
1,4-DICHLOROBENZENE		0.1	U		0.1	U		0.1	U		0.41	J	P
1,4-DIOXANE		0.11	U		0.11	U		1			0.63		
2-BUTANONE		0.1	U		0.1	U		0.1	U		0.1	U	
2-HEXANONE		0.1	U		0.1	U		0.1	U		0.1	U	
4-METHYL-2-PENTANONE		0.1	U		0.1	U		0.1	U		0.1	U	
ACETONE		0.1	UJ	C	0.1	UJ	C	0.1	UJ	C	0.1	UJ	C
BENZENE		0.1	U		0.1	U		0.13	J	P	0.22	J	P
BROMODICHLOROMETHANE		0.1	U		0.1	U		0.1	U		0.1	U	
BROMOFORM		0.1	U		0.1	U		0.1	U		0.1	U	
BROMOMETHANE		0.1	UJ	C	0.1	UJ	C	0.1	UJ	C	0.1	UJ	C
CARBON DISULFIDE		0.1	U		0.1	U		0.1	U		0.1	U	
CARBON TETRACHLORIDE		0.1	U		0.1	U		0.1	U		0.1	U	
CHLOROBENZENE		0.1	U		0.1	U		0.1	U		0.56	J	P
CHLORODIBROMOMETHANE		0.1	U		0.1	U		0.1	U		0.1	U	
CHLORODIFLUOROMETHANE		0.1	U		3.1			2			1.3		
CHLOROETHANE		0.1	U		0.1	U		0.1	U		0.1	U	
CHLOROFORM		0.1	U		0.22	J	P	0.21	J	P	0.12	J	P
CHLOROMETHANE		0.1	U		0.1	U		0.1	U		0.1	U	
CIS-1,2-DICHLOROETHENE		0.1	U		86			40			140		
CIS-1,3-DICHLOROPROPENE		0.1	U		0.1	U		0.1	U		0.1	U	

PROJ_NO: 07793	NSAMPLE	EW-EW1-XX			IW-N13889-XX			MW-31GL-XX			MW-31MI-XX		
SDG: 460-113008-1	LAB_ID	460-113008-3			460-113008-7			460-113008-9			460-113008-10		
FRACTION: OV	SAMP_DATE	4/26/2016			4/27/2016			4/27/2016			4/27/2016		
MEDIA: WATER	QC_TYPE	NM			NM			NM			NM		
	UNITS	UG/L			UG/L			UG/L			UG/L		
	PCT_SOLIDS	0.0			0.0			0.0			0.0		
	DUP_OF												
PARAMETER		RESULT	VQL	QLCD	RESULT	VQL	QLCD	RESULT	VQL	QLCD	RESULT	VQL	QLCD
CYCLOHEXANE		0.1	U		0.1	U		0.1	U		0.1	U	
DICHLORODIFLUOROMETHANE		0.1	U		0.1	U		0.1	U		0.1	U	
ETHYLBENZENE		0.1	U		0.1	U		0.1	U		0.1	U	
ISOPROPYLBENZENE		0.1	U		0.1	U		0.1	U		0.1	U	
M+P-XYLENES		0.1	UJ	C	0.1	UJ	C	0.1	UJ	C	0.1	UJ	C
METHYL ACETATE		0.1	U		0.1	U		0.1	U		0.1	U	
METHYL CYCLOHEXANE		0.1	U		0.1	U		0.1	U		0.1	U	
METHYL TERT-BUTYL ETHER		0.1	U		0.18	J	P	0.1	U		0.14	J	P
METHYLENE CHLORIDE		0.1	U		0.1	U		0.1	U		0.1	U	
O-XYLENE		0.1	U		0.1	U		0.1	U		0.1	U	
PENTAFLUOROETHYL CHLORIDE		0.1	U		0.1	U		0.1	U		0.1	U	
STYRENE		0.1	U		0.1	U		0.1	U		0.1	U	
TETRACHLOROETHENE		24			5.9			1.1			42		
TOLUENE		0.1	U		0.1	U		0.1	U		0.1	U	
TOTAL XYLENES		0.1	U		0.1	U		0.1	U		0.1	U	
TRANS-1,2-DICHLOROETHENE		0.65	J	P	0.32	J	P	0.1	U		3.8		
TRANS-1,3-DICHLOROPROPENE		0.1	U		0.1	U		0.1	U		0.1	U	
TRICHLOROETHENE		30			8.9			2.3			110		
TRICHLOROFLUOROMETHANE		0.1	U		0.1	U		0.1	U		0.2	J	P
VINYL CHLORIDE		3.8			0.1	U		0.1	U		0.1	U	

PROJ_NO: 07793	NSAMPLE	MW-31MI-XX-DL			MW-31ML-XX			MW-500-XX			MW-500-XX-DL		
SDG: 460-113008-1	LAB_ID	460-113008-10			460-113008-8			460-113008-2			460-113008-2		
FRACTION: OV	SAMP_DATE	4/27/2016			4/27/2016			4/27/2016			4/27/2016		
MEDIA: WATER	QC_TYPE	NM			NM			NM			NM		
	UNITS	UG/L			UG/L			UG/L			UG/L		
	PCT_SOLIDS	0.0			0.0			0.0			0.0		
	DUP_OF							MW-31MI-XX			MW-31MI-XX		
PARAMETER		RESULT	VQL	QLCD	RESULT	VQL	QLCD	RESULT	VQL	QLCD	RESULT	VQL	QLCD
CYCLOHEXANE					0.1	U		0.1	U				
DICHLORODIFLUOROMETHANE					0.1	U		0.1	U				
ETHYLBENZENE					0.1	U		0.1	U				
ISOPROPYLBENZENE					0.1	U		0.1	U				
M+P-XYLENES					0.1	UJ	C	0.1	UJ	C			
METHYL ACETATE					0.1	U		0.1	U				
METHYL CYCLOHEXANE					0.1	U		0.1	U				
METHYL TERT-BUTYL ETHER					0.1	U		0.18	J	P			
METHYLENE CHLORIDE					0.1	U		0.1	U				
O-XYLENE					0.1	U		0.1	U				
PENTAFLUOROETHYL CHLORIDE					0.1	U		0.1	U				
STYRENE					0.1	U		0.1	U				
TETRACHLOROETHENE					9.8			41					
TOLUENE					0.1	U		0.1	U				
TOTAL XYLENES					0.1	U		0.1	U				
TRANS-1,2-DICHLOROETHENE					0.22	J	P	3.7					
TRANS-1,3-DICHLOROPROPENE					0.1	U		0.1	U				
TRICHLOROETHENE					28			110					
TRICHLOROFLUOROMETHANE					0.22	J	P	0.2	J	P			
VINYL CHLORIDE					0.1	U		0.1	U				

PROJ_NO: 07793	NSAMPLE	QC-TB042616			RW-RW100-XX			RW-RW1RD-XX			RW-RW1RS-XX		
SDG: 460-113008-1	LAB_ID	460-113008-1			460-113008-6			460-113008-4			460-113008-5		
FRACTION: OV	SAMP_DATE	4/26/2016			4/26/2016			4/26/2016			4/26/2016		
MEDIA: WATER	QC_TYPE	TB			NM			NM			NM		
	UNITS	UG/L			UG/L			UG/L			UG/L		
	PCT_SOLIDS	0.0			0.0			0.0			0.0		
	DUP_OF												
PARAMETER		RESULT	VQL	QLCD	RESULT	VQL	QLCD	RESULT	VQL	QLCD	RESULT	VQL	QLCD
CYCLOHEXANE		0.1	U		0.1	U		0.1	U		0.15	J	P
DICHLORODIFLUOROMETHANE		0.1	U		0.1	U		0.1	U		0.1	U	
ETHYLBENZENE		0.1	U		0.1	U		0.1	U		0.1	U	
ISOPROPYLBENZENE		0.1	U		0.1	U		0.1	U		0.1	U	
M+P-XYLENES		0.1	UJ	C	0.1	UJ	C	0.1	UJ	C	0.1	UJ	C
METHYL ACETATE		0.1	U		0.1	U		0.1	U		0.1	U	
METHYL CYCLOHEXANE		0.1	U		0.1	U		0.1	U		0.1	U	
METHYL TERT-BUTYL ETHER		0.1	U		0.1	U		0.14	J	P	0.1	U	
METHYLENE CHLORIDE		0.1	U		0.1	U		0.1	U		0.1	U	
O-XYLENE		0.1	U		0.1	U		0.1	U		0.1	U	
PENTAFLUOROETHYL CHLORIDE		0.1	U		0.1	U		0.1	U		0.1	U	
STYRENE		0.1	U		0.1	U		0.1	U		0.1	U	
TETRACHLOROETHENE		0.1	U		19			21			8.4		
TOLUENE		0.1	U		0.1	U		0.1	U		0.1	U	
TOTAL XYLENES		0.1	U		0.1	U		0.1	U		0.1	U	
TRANS-1,2-DICHLOROETHENE		0.1	U		1.8			0.38	J	P	0.39	J	P
TRANS-1,3-DICHLOROPROPENE		0.1	U		0.1	U		0.1	U		0.1	U	
TRICHLOROETHENE		0.1	U		26			19			11		
TRICHLOROFLUOROMETHANE		0.1	U		0.1	U		0.1	U		0.1	U	
VINYL CHLORIDE		0.1	U		0.1	U		0.1	U		48		

PROJ_NO: 07793	NSAMPLE	EW-EW1-XX			IW-N13889-XX			MW-31GL-XX			MW-31MI-XX		
SDG: 460-113008-1	LAB_ID	460-113008-3			460-113008-7			460-113008-9			460-113008-10		
FRACTION: MISC	SAMP_DATE	4/26/2016			4/27/2016			4/27/2016			4/27/2016		
MEDIA: WATER	QC_TYPE	NM			NM			NM			NM		
	UNITS	MG/L			MG/L			MG/L			MG/L		
	PCT_SOLIDS	0.0			0.0			0.0			0.0		
	DUP_OF												
PARAMETER		RESULT	VQL	QLCD	RESULT	VQL	QLCD	RESULT	VQL	QLCD	RESULT	VQL	QLCD
BROMIDE		0.22			1.43			0.2			0.15		
CHLORIDE		240			342			131			66.5		

PROJ_NO: 07793	NSAMPLE	MW-31ML-XX			MW-500-XX			RW-RW100-XX			RW-RW1RD-XX		
SDG: 460-113008-1	LAB_ID	460-113008-8			460-113008-2			460-113008-6			460-113008-4		
FRACTION: MISC	SAMP_DATE	4/27/2016			4/27/2016			4/26/2016			4/26/2016		
MEDIA: WATER	QC_TYPE	NM			NM			NM			NM		
	UNITS	MG/L			MG/L			MG/L			MG/L		
	PCT_SOLIDS	0.0			0.0			0.0			0.0		
	DUP_OF				MW-31MI-XX								
PARAMETER		RESULT	VQL	QLCD	RESULT	VQL	QLCD	RESULT	VQL	QLCD	RESULT	VQL	QLCD
BROMIDE		0.039			0.14			0.17			0.1		
CHLORIDE		48.5			65			114			135		

PROJ_NO: 07793	NSAMPLE	RW-RW1RS-XX		
SDG: 460-113008-1	LAB_ID	460-113008-5		
FRACTION: MISC	SAMP_DATE	4/26/2016		
MEDIA: WATER	QC_TYPE	NM		
	UNITS	MG/L		
	PCT_SOLIDS	0.0		
	DUP_OF			
PARAMETER		RESULT	VQL	QLCD
BROMIDE		0.3		
CHLORIDE		286		

PROJ_NO: 07793	NSAMPLE	RW-RW1RS-XX		
SDG: 460-113008-1	LAB_ID	460-113008-5		
FRACTION: TICOV	SAMP_DATE	4/26/2016		
MEDIA: WATER	QC_TYPE	NM		
	UNITS	UG/L		
	PCT_SOLIDS	0.0		
	DUP_OF			
PARAMETER		RESULT	VQL	QLCD
ETHANE, 1,2-DICHLORO-1,1,2-TRIFLUORO-		9.9	NJ	Z1

Appendix B

Results as Reported by the Laboratory

FORM I
GC/MS VOA ORGANICS ANALYSIS DATA SHEET

Lab Name: TestAmerica Edison | Job No.: 460-113008-1

SDG No.:

Client Sample ID: QC-TB042616 | Lab Sample ID: 460-113008-1

Matrix: Water | Lab File ID: V45071.D

Analysis Method: OLM04.2/VOL | Date Collected: 04/26/2016 10:05

Sample wt/vol: 5(mL) | Date Analyzed: 05/04/2016 01:35

Soil Aliquot Vol: | Dilution Factor: 1

Soil Extract Vol.: | GC Column: Rtx-624 ID: 0.25(mm)

% Moisture: | Level: (low/med) Low

Analysis Batch No.: 366098 | Units: ug/L

CAS NO.	COMPOUND NAME	RESULT	Q	RL	MDL
71-55-6	1,1,1-Trichloroethane	1.0	U	1.0	0.10
79-34-5	1,1,2,2-Tetrachloroethane	1.0	U	1.0	0.10
76-13-1	1,1,2-Trichloro-1,2,2-trifluoroethane	1.0	U	1.0	0.10
79-00-5	1,1,2-Trichloroethane	1.0	U	1.0	0.10
75-34-3	1,1-Dichloroethane	1.0	U	1.0	0.10
75-35-4	1,1-Dichloroethene	1.0	U	1.0	0.10
120-82-1	1,2,4-Trichlorobenzene	1.0	U	1.0	0.10
96-12-8	1,2-Dibromo-3-Chloropropane	1.0	U	1.0	0.10
106-93-4	1,2-Dibromoethane	1.0	U	1.0	0.10
95-50-1	1,2-Dichlorobenzene	1.0	U	1.0	0.10
107-06-2	1,2-Dichloroethane	1.0	U	1.0	0.10
78-87-5	1,2-Dichloropropane	1.0	U	1.0	0.10
541-73-1	1,3-Dichlorobenzene	1.0	U	1.0	0.10
106-46-7	1,4-Dichlorobenzene	1.0	U	1.0	0.10
591-78-6	2-Hexanone	1.0	U	1.0	0.10
67-64-1	Acetone	1.0	U	1.0	0.10
71-43-2	Benzene	1.0	U	1.0	0.10
75-27-4	Bromodichloromethane	1.0	U	1.0	0.10
75-25-2	Bromoform	1.0	U	1.0	0.10
74-83-9	Bromomethane	1.0	U	1.0	0.10
75-15-0	Carbon disulfide	1.0	U	1.0	0.10
56-23-5	Carbon tetrachloride	1.0	U	1.0	0.10
108-90-7	Chlorobenzene	1.0	U	1.0	0.10
75-45-6	Chlorodifluoromethane	1.0	U	1.0	0.10
75-00-3	Chloroethane	1.0	U	1.0	0.10
67-66-3	Chloroform	1.0	U	1.0	0.10
74-87-3	Chloromethane	1.0	U	1.0	0.10
156-59-2	cis-1,2-Dichloroethene	1.0	U	1.0	0.10
10061-01-5	cis-1,3-Dichloropropene	1.0	U	1.0	0.10
110-82-7	Cyclohexane	1.0	U	1.0	0.10
124-48-1	Dibromochloromethane	1.0	U	1.0	0.10
75-71-8	Dichlorodifluoromethane	1.0	U	1.0	0.10
100-41-4	Ethylbenzene	1.0	U	1.0	0.10
75-69-4	Freon 11	1.0	U	1.0	0.10
76-15-3	Freon 115	1.0	U	1.0	0.10

FORM I
GC/MS VOA ORGANICS ANALYSIS DATA SHEET

Lab Name: TestAmerica Edison | Job No.: 460-113008-1

SDG No.:

Client Sample ID: QC-TB042616 | Lab Sample ID: 460-113008-1

Matrix: Water | Lab File ID: V45071.D

Analysis Method: OLM04.2/VOL | Date Collected: 04/26/2016 10:05

Sample wt/vol: 5(mL) | Date Analyzed: 05/04/2016 01:35

Soil Aliquot Vol: | Dilution Factor: 1

Soil Extract Vol.: | GC Column: Rtx-624 ID: 0.25(mm)

% Moisture: | Level: (low/med) Low

Analysis Batch No.: 366098 | Units: ug/L

CAS NO.	COMPOUND NAME	RESULT	Q	RL	MDL
306-83-2	Freon 123	1.0	U	1.0	0.10
75-37-6	Freon 152a	1.0	U	1.0	0.10
98-82-8	Isopropylbenzene	1.0	U	1.0	0.10
179601-23-1	m&p-Xylene	1.0	U	1.0	0.10
79-20-9	Methyl acetate	1.0	U	1.0	0.10
78-93-3	Methyl ethyl ketone (MEK)	1.0	U	1.0	0.10
108-10-1	Methyl isobutyl ketone (MIBK)	1.0	U	1.0	0.10
1634-04-4	Methyl tert-butyl ether	1.0	U	1.0	0.10
108-87-2	Methylcyclohexane	1.0	U	1.0	0.10
75-09-2	Methylene Chloride	1.0	U	1.0	0.10
95-47-6	o-Xylene	1.0	U	1.0	0.10
100-42-5	Styrene	1.0	U	1.0	0.10
127-18-4	Tetrachloroethene	1.0	U	1.0	0.10
108-88-3	Toluene	1.0	U	1.0	0.10
156-60-5	trans-1,2-Dichloroethene	1.0	U	1.0	0.10
10061-02-6	trans-1,3-Dichloropropene	1.0	U	1.0	0.10
79-01-6	Trichloroethene	1.0	U	1.0	0.10
75-01-4	Vinyl chloride	1.0	U	1.0	0.10
1330-20-7	Xylenes, Total	1.0	U	1.0	0.10

CAS NO.	SURROGATE	%REC	Q	LIMITS
17060-07-0	1,2-Dichloroethane-d4 (Surr)	106		76-114
460-00-4	Bromofluorobenzene	104		86-115
2037-26-5	Toluene-d8 (Surr)	101		88-110

FORM I
GC/MS VOA ORGANICS ANALYSIS DATA SHEET
TENTATIVELY IDENTIFIED COMPOUNDS

Lab Name: TestAmerica Edison Job No.: 460-113008-1

SDG No.:

Client Sample ID: QC-TB042616 Lab Sample ID: 460-113008-1

Matrix: Water Lab File ID: V45071.D

Analysis Method: OLM04.2/VOL Date Collected: 04/26/2016 10:05

Sample wt/vol: 5(mL) Date Analyzed: 05/04/2016 01:35

Soil Aliquot Vol: Dilution Factor: 1

Soil Extract Vol.: GC Column: Rtx-624 ID: 0.25(mm)

% Moisture: Level: (low/med) Low

Analysis Batch No.: 366098 Units: ug/L

Number TICs Found: 0 TIC Result Total: 0

CAS NO.	COMPOUND NAME	RT	RESULT	Q
	Tentatively Identified Compound		None	

FORM I
GC/MS VOA ORGANICS ANALYSIS DATA SHEET

Lab Name: TestAmerica Edison | Job No.: 460-113008-1

SDG No.:

Client Sample ID: MW-500-XX | Lab Sample ID: 460-113008-2

Matrix: Water | Lab File ID: V45121.D

Analysis Method: OLM04.2/VOL | Date Collected: 04/27/2016 12:00

Sample wt/vol: 5(mL) | Date Analyzed: 05/05/2016 08:28

Soil Aliquot Vol: | Dilution Factor: 1

Soil Extract Vol.: | GC Column: Rtx-624 ID: 0.25(mm)

% Moisture: | Level: (low/med) Low

Analysis Batch No.: 366326 | Units: ug/L

CAS NO.	COMPOUND NAME	RESULT	Q	RL	MDL
71-55-6	1,1,1-Trichloroethane	1.0	U	1.0	0.10
79-34-5	1,1,2,2-Tetrachloroethane	1.0	U	1.0	0.10
76-13-1	1,1,2-Trichloro-1,2,2-trifluoroethane	16		1.0	0.10
79-00-5	1,1,2-Trichloroethane	0.30	J	1.0	0.10
75-34-3	1,1-Dichloroethane	1.0	U	1.0	0.10
75-35-4	1,1-Dichloroethene	0.75	J	1.0	0.10
120-82-1	1,2,4-Trichlorobenzene	1.0	U	1.0	0.10
96-12-8	1,2-Dibromo-3-Chloropropane	1.0	U	1.0	0.10
106-93-4	1,2-Dibromoethane	1.0	U	1.0	0.10
95-50-1	1,2-Dichlorobenzene	1.0	U	1.0	0.10
107-06-2	1,2-Dichloroethane	0.99	J	1.0	0.10
78-87-5	1,2-Dichloropropane	0.41	J	1.0	0.10
541-73-1	1,3-Dichlorobenzene	1.0	U	1.0	0.10
106-46-7	1,4-Dichlorobenzene	1.0	U	1.0	0.10
591-78-6	2-Hexanone	1.0	U	1.0	0.10
67-64-1	Acetone	1.0	U	1.0	0.10
71-43-2	Benzene	1.0	U	1.0	0.10
75-27-4	Bromodichloromethane	1.0	U	1.0	0.10
75-25-2	Bromoform	1.0	U	1.0	0.10
74-83-9	Bromomethane	1.0	U	1.0	0.10
75-15-0	Carbon disulfide	1.0	U	1.0	0.10
56-23-5	Carbon tetrachloride	1.0	U	1.0	0.10
108-90-7	Chlorobenzene	1.0	U	1.0	0.10
75-45-6	Chlorodifluoromethane	6.3		1.0	0.10
75-00-3	Chloroethane	1.0	U	1.0	0.10
67-66-3	Chloroform	1.0		1.0	0.10
74-87-3	Chloromethane	1.0	U	1.0	0.10
156-59-2	cis-1,2-Dichloroethene	430	E	1.0	0.10
10061-01-5	cis-1,3-Dichloropropene	1.0	U	1.0	0.10
110-82-7	Cyclohexane	1.0	U	1.0	0.10
124-48-1	Dibromochloromethane	1.0	U	1.0	0.10
75-71-8	Dichlorodifluoromethane	1.0	U	1.0	0.10
100-41-4	Ethylbenzene	1.0	U	1.0	0.10
75-69-4	Freon 11	0.20	J	1.0	0.10
76-15-3	Freon 115	1.0	U	1.0	0.10

FORM I
GC/MS VOA ORGANICS ANALYSIS DATA SHEET

Lab Name: TestAmerica Edison | Job No.: 460-113008-1
SDG No.:
Client Sample ID: MW-500-XX | Lab Sample ID: 460-113008-2
Matrix: Water | Lab File ID: V45121.D
Analysis Method: OLM04.2/VOL | Date Collected: 04/27/2016 12:00
Sample wt/vol: 5(mL) | Date Analyzed: 05/05/2016 08:28
Soil Aliquot Vol: | Dilution Factor: 1
Soil Extract Vol.: | GC Column: Rtx-624 ID: 0.25(mm)
% Moisture: | Level: (low/med) Low
Analysis Batch No.: 366326 | Units: ug/L

CAS NO.	COMPOUND NAME	RESULT	Q	RL	MDL
306-83-2	Freon 123	1.0	U	1.0	0.10
75-37-6	Freon 152a	1.0	U	1.0	0.10
98-82-8	Isopropylbenzene	1.0	U	1.0	0.10
179601-23-1	m&p-Xylene	1.0	U	1.0	0.10
79-20-9	Methyl acetate	1.0	U	1.0	0.10
78-93-3	Methyl ethyl ketone (MEK)	1.0	U	1.0	0.10
108-10-1	Methyl isobutyl ketone (MIBK)	1.0	U	1.0	0.10
1634-04-4	Methyl tert-butyl ether	0.18	J	1.0	0.10
108-87-2	Methylcyclohexane	1.0	U	1.0	0.10
75-09-2	Methylene Chloride	1.0	U	1.0	0.10
95-47-6	o-Xylene	1.0	U	1.0	0.10
100-42-5	Styrene	1.0	U	1.0	0.10
127-18-4	Tetrachloroethene	41		1.0	0.10
108-88-3	Toluene	1.0	U	1.0	0.10
156-60-5	trans-1,2-Dichloroethene	3.7		1.0	0.10
10061-02-6	trans-1,3-Dichloropropene	1.0	U	1.0	0.10
79-01-6	Trichloroethene	110		1.0	0.10
75-01-4	Vinyl chloride	1.0	U	1.0	0.10
1330-20-7	Xylenes, Total	1.0	U	1.0	0.10

CAS NO.	SURROGATE	%REC	Q	LIMITS
17060-07-0	1,2-Dichloroethane-d4 (Surr)	105		76-114
460-00-4	Bromofluorobenzene	103		86-115
2037-26-5	Toluene-d8 (Surr)	98		88-110

FORM I
GC/MS VOA ORGANICS ANALYSIS DATA SHEET
TENTATIVELY IDENTIFIED COMPOUNDS

Lab Name: TestAmerica Edison Job No.: 460-113008-1

SDG No.:

Client Sample ID: MW-500-XX Lab Sample ID: 460-113008-2

Matrix: Water Lab File ID: V45121.D

Analysis Method: OLM04.2/VOL Date Collected: 04/27/2016 12:00

Sample wt/vol: 5(mL) Date Analyzed: 05/05/2016 08:28

Soil Aliquot Vol: Dilution Factor: 1

Soil Extract Vol.: GC Column: Rtx-624 ID: 0.25(mm)

% Moisture: Level: (low/med) Low

Analysis Batch No.: 366326 Units: ug/L

Number TICs Found: 0 TIC Result Total: 0

CAS NO.	COMPOUND NAME	RT	RESULT	Q
	Tentatively Identified Compound		None	

FORM I
GC/MS VOA ORGANICS ANALYSIS DATA SHEET

Lab Name: TestAmerica Edison | Job No.: 460-113008-1

SDG No.:

Client Sample ID: MW-500-XX DL | Lab Sample ID: 460-113008-2 DL

Matrix: Water | Lab File ID: V45089.D

Analysis Method: OLM04.2/VOL | Date Collected: 04/27/2016 12:00

Sample wt/vol: 5(mL) | Date Analyzed: 05/04/2016 08:43

Soil Aliquot Vol: | Dilution Factor: 5

Soil Extract Vol.: | GC Column: Rtx-624 ID: 0.25(mm)

% Moisture: | Level: (low/med) Low

Analysis Batch No.: 366098 | Units: ug/L

CAS NO.	COMPOUND NAME	RESULT	Q	RL	MDL
71-55-6	1,1,1-Trichloroethane	5.0	U	5.0	0.50
79-34-5	1,1,2,2-Tetrachloroethane	5.0	U	5.0	0.50
76-13-1	1,1,2-Trichloro-1,2,2-trifluoroethane	10	D	5.0	0.50
79-00-5	1,1,2-Trichloroethane	5.0	U	5.0	0.50
75-34-3	1,1-Dichloroethane	5.0	U	5.0	0.50
75-35-4	1,1-Dichloroethene	0.55	J D	5.0	0.50
120-82-1	1,2,4-Trichlorobenzene	5.0	U	5.0	0.50
96-12-8	1,2-Dibromo-3-Chloropropane	5.0	U	5.0	0.50
106-93-4	1,2-Dibromoethane	5.0	U	5.0	0.50
95-50-1	1,2-Dichlorobenzene	5.0	U	5.0	0.50
107-06-2	1,2-Dichloroethane	0.92	J D	5.0	0.50
78-87-5	1,2-Dichloropropane	5.0	U	5.0	0.50
541-73-1	1,3-Dichlorobenzene	5.0	U	5.0	0.50
106-46-7	1,4-Dichlorobenzene	5.0	U	5.0	0.50
591-78-6	2-Hexanone	5.0	U	5.0	0.50
67-64-1	Acetone	5.0	U	5.0	0.50
71-43-2	Benzene	5.0	U	5.0	0.50
75-27-4	Bromodichloromethane	5.0	U	5.0	0.50
75-25-2	Bromoform	5.0	U	5.0	0.50
74-83-9	Bromomethane	5.0	U	5.0	0.50
75-15-0	Carbon disulfide	5.0	U	5.0	0.50
56-23-5	Carbon tetrachloride	5.0	U	5.0	0.50
108-90-7	Chlorobenzene	5.0	U	5.0	0.50
75-45-6	Chlorodifluoromethane	4.3	J D	5.0	0.50
75-00-3	Chloroethane	5.0	U	5.0	0.50
67-66-3	Chloroform	0.87	J D	5.0	0.50
74-87-3	Chloromethane	5.0	U	5.0	0.50
156-59-2	cis-1,2-Dichloroethene	340	D	5.0	0.50
10061-01-5	cis-1,3-Dichloropropene	5.0	U	5.0	0.50
110-82-7	Cyclohexane	5.0	U	5.0	0.50
124-48-1	Dibromochloromethane	5.0	U	5.0	0.50
75-71-8	Dichlorodifluoromethane	5.0	U	5.0	0.50
100-41-4	Ethylbenzene	5.0	U	5.0	0.50
75-69-4	Freon 11	5.0	U	5.0	0.50
76-15-3	Freon 115	5.0	U	5.0	0.50

FORM I
GC/MS VOA ORGANICS ANALYSIS DATA SHEET

Lab Name: TestAmerica Edison | Job No.: 460-113008-1

SDG No.:

Client Sample ID: MW-500-XX DL | Lab Sample ID: 460-113008-2 DL

Matrix: Water | Lab File ID: V45089.D

Analysis Method: OLM04.2/VOL | Date Collected: 04/27/2016 12:00

Sample wt/vol: 5(mL) | Date Analyzed: 05/04/2016 08:43

Soil Aliquot Vol: | Dilution Factor: 5

Soil Extract Vol.: | GC Column: Rtx-624 ID: 0.25(mm)

% Moisture: | Level: (low/med) Low

Analysis Batch No.: 366098 | Units: ug/L

CAS NO.	COMPOUND NAME	RESULT	Q	RL	MDL
306-83-2	Freon 123	5.0	U	5.0	0.50
75-37-6	Freon 152a	5.0	U	5.0	0.50
98-82-8	Isopropylbenzene	5.0	U	5.0	0.50
179601-23-1	m&p-Xylene	5.0	U	5.0	0.50
79-20-9	Methyl acetate	5.0	U	5.0	0.50
78-93-3	Methyl ethyl ketone (MEK)	5.0	U	5.0	0.50
108-10-1	Methyl isobutyl ketone (MIBK)	5.0	U	5.0	0.50
1634-04-4	Methyl tert-butyl ether	5.0	U	5.0	0.50
108-87-2	Methylcyclohexane	5.0	U	5.0	0.50
75-09-2	Methylene Chloride	5.0	U	5.0	0.50
95-47-6	o-Xylene	5.0	U	5.0	0.50
100-42-5	Styrene	5.0	U	5.0	0.50
127-18-4	Tetrachloroethene	28	D	5.0	0.50
108-88-3	Toluene	5.0	U	5.0	0.50
156-60-5	trans-1,2-Dichloroethene	3.0	J D	5.0	0.50
10061-02-6	trans-1,3-Dichloropropene	5.0	U	5.0	0.50
79-01-6	Trichloroethene	78	D	5.0	0.50
75-01-4	Vinyl chloride	5.0	U	5.0	0.50
1330-20-7	Xylenes, Total	5.0	U	5.0	0.50

CAS NO.	SURROGATE	%REC	Q	LIMITS
17060-07-0	1,2-Dichloroethane-d4 (Surr)	106	D	76-114
460-00-4	Bromofluorobenzene	102	D	86-115
2037-26-5	Toluene-d8 (Surr)	98	D	88-110

FORM I
GC/MS VOA ORGANICS ANALYSIS DATA SHEET
TENTATIVELY IDENTIFIED COMPOUNDS

Lab Name: TestAmerica Edison Job No.: 460-113008-1

SDG No.:

Client Sample ID: MW-500-XX DL Lab Sample ID: 460-113008-2 DL

Matrix: Water Lab File ID: V45089.D

Analysis Method: OLM04.2/VOL Date Collected: 04/27/2016 12:00

Sample wt/vol: 5(mL) Date Analyzed: 05/04/2016 08:43

Soil Aliquot Vol: Dilution Factor: 5

Soil Extract Vol.: GC Column: Rtx-624 ID: 0.25(mm)

% Moisture: Level: (low/med) Low

Analysis Batch No.: 366098 Units: ug/L

Number TICs Found: 0 TIC Result Total: 0

CAS NO.	COMPOUND NAME	RT	RESULT	Q
	Tentatively Identified Compound		*None*	

FORM I
GC/MS VOA ORGANICS ANALYSIS DATA SHEET

Lab Name: TestAmerica Edison | Job No.: 460-113008-1

SDG No.:

Client Sample ID: EW-EW1-XX | Lab Sample ID: 460-113008-3

Matrix: Water | Lab File ID: V45084.D

Analysis Method: OLM04.2/VOL | Date Collected: 04/26/2016 09:20

Sample wt/vol: 5(mL) | Date Analyzed: 05/04/2016 06:46

Soil Aliquot Vol: | Dilution Factor: 1

Soil Extract Vol.: | GC Column: Rtx-624 ID: 0.25(mm)

% Moisture: | Level: (low/med) Low

Analysis Batch No.: 366098 | Units: ug/L

CAS NO.	COMPOUND NAME	RESULT	Q	RL	MDL
71-55-6	1,1,1-Trichloroethane	1.0	U	1.0	0.10
79-34-5	1,1,2,2-Tetrachloroethane	1.0	U	1.0	0.10
76-13-1	1,1,2-Trichloro-1,2,2-trifluoroethane	6.6		1.0	0.10
79-00-5	1,1,2-Trichloroethane	1.0	U	1.0	0.10
75-34-3	1,1-Dichloroethane	1.0	U	1.0	0.10
75-35-4	1,1-Dichloroethene	0.55	J	1.0	0.10
120-82-1	1,2,4-Trichlorobenzene	1.0	U	1.0	0.10
96-12-8	1,2-Dibromo-3-Chloropropane	1.0	U	1.0	0.10
106-93-4	1,2-Dibromoethane	1.0	U	1.0	0.10
95-50-1	1,2-Dichlorobenzene	0.18	J	1.0	0.10
107-06-2	1,2-Dichloroethane	1.0	U	1.0	0.10
78-87-5	1,2-Dichloropropane	1.0	U	1.0	0.10
541-73-1	1,3-Dichlorobenzene	1.0	U	1.0	0.10
106-46-7	1,4-Dichlorobenzene	1.0	U	1.0	0.10
591-78-6	2-Hexanone	1.0	U	1.0	0.10
67-64-1	Acetone	1.0	U	1.0	0.10
71-43-2	Benzene	1.0	U	1.0	0.10
75-27-4	Bromodichloromethane	1.0	U	1.0	0.10
75-25-2	Bromoform	1.0	U	1.0	0.10
74-83-9	Bromomethane	1.0	U	1.0	0.10
75-15-0	Carbon disulfide	1.0	U	1.0	0.10
56-23-5	Carbon tetrachloride	1.0	U	1.0	0.10
108-90-7	Chlorobenzene	1.0	U	1.0	0.10
75-45-6	Chlorodifluoromethane	2.4		1.0	0.10
75-00-3	Chloroethane	1.0	U	1.0	0.10
67-66-3	Chloroform	0.49	J	1.0	0.10
74-87-3	Chloromethane	1.0	U	1.0	0.10
156-59-2	cis-1,2-Dichloroethene	110		1.0	0.10
10061-01-5	cis-1,3-Dichloropropene	1.0	U	1.0	0.10
110-82-7	Cyclohexane	1.0	U	1.0	0.10
124-48-1	Dibromochloromethane	1.0	U	1.0	0.10
75-71-8	Dichlorodifluoromethane	1.0	U	1.0	0.10
100-41-4	Ethylbenzene	1.0	U	1.0	0.10
75-69-4	Freon 11	1.0	U	1.0	0.10
76-15-3	Freon 115	1.0	U	1.0	0.10

FORM I
GC/MS VOA ORGANICS ANALYSIS DATA SHEET

Lab Name: TestAmerica Edison | Job No.: 460-113008-1
SDG No.:
Client Sample ID: EW-EW1-XX | Lab Sample ID: 460-113008-3
Matrix: Water | Lab File ID: V45084.D
Analysis Method: OLM04.2/VOL | Date Collected: 04/26/2016 09:20
Sample wt/vol: 5(mL) | Date Analyzed: 05/04/2016 06:46
Soil Aliquot Vol: | Dilution Factor: 1
Soil Extract Vol.: | GC Column: Rtx-624 ID: 0.25(mm)
% Moisture: | Level: (low/med) Low
Analysis Batch No.: 366098 | Units: ug/L

CAS NO.	COMPOUND NAME	RESULT	Q	RL	MDL
306-83-2	Freon 123	1.0	U	1.0	0.10
75-37-6	Freon 152a	1.0	U	1.0	0.10
98-82-8	Isopropylbenzene	1.0	U	1.0	0.10
179601-23-1	m&p-Xylene	1.0	U	1.0	0.10
79-20-9	Methyl acetate	1.0	U	1.0	0.10
78-93-3	Methyl ethyl ketone (MEK)	1.0	U	1.0	0.10
108-10-1	Methyl isobutyl ketone (MIBK)	1.0	U	1.0	0.10
1634-04-4	Methyl tert-butyl ether	1.0	U	1.0	0.10
108-87-2	Methylcyclohexane	1.0	U	1.0	0.10
75-09-2	Methylene Chloride	1.0	U	1.0	0.10
95-47-6	o-Xylene	1.0	U	1.0	0.10
100-42-5	Styrene	1.0	U	1.0	0.10
127-18-4	Tetrachloroethene	24		1.0	0.10
108-88-3	Toluene	1.0	U	1.0	0.10
156-60-5	trans-1,2-Dichloroethene	0.65	J	1.0	0.10
10061-02-6	trans-1,3-Dichloropropene	1.0	U	1.0	0.10
79-01-6	Trichloroethene	30		1.0	0.10
75-01-4	Vinyl chloride	3.8		1.0	0.10
1330-20-7	Xylenes, Total	1.0	U	1.0	0.10

CAS NO.	SURROGATE	%REC	Q	LIMITS
17060-07-0	1,2-Dichloroethane-d4 (Surr)	103		76-114
460-00-4	Bromofluorobenzene	105		86-115
2037-26-5	Toluene-d8 (Surr)	100		88-110

FORM I
GC/MS VOA ORGANICS ANALYSIS DATA SHEET
TENTATIVELY IDENTIFIED COMPOUNDS

Lab Name: TestAmerica Edison Job No.: 460-113008-1

SDG No.:

Client Sample ID: EW-EW1-XX Lab Sample ID: 460-113008-3

Matrix: Water Lab File ID: V45084.D

Analysis Method: OLM04.2/VOL Date Collected: 04/26/2016 09:20

Sample wt/vol: 5(mL) Date Analyzed: 05/04/2016 06:46

Soil Aliquot Vol: Dilution Factor: 1

Soil Extract Vol.: GC Column: Rtx-624 ID: 0.25(mm)

% Moisture: Level: (low/med) Low

Analysis Batch No.: 366098 Units: ug/L

Number TICs Found: 0 TIC Result Total: 0

CAS NO.	COMPOUND NAME	RT	RESULT	Q
	Tentatively Identified Compound		None	

FORM I
GC/MS VOA ORGANICS ANALYSIS DATA SHEET

Lab Name: TestAmerica Edison | Job No.: 460-113008-1

SDG No.:

Client Sample ID: RW-RW1RD-XX | Lab Sample ID: 460-113008-4

Matrix: Water | Lab File ID: V45085.D

Analysis Method: OLM04.2/VOL | Date Collected: 04/26/2016 08:58

Sample wt/vol: 5(mL) | Date Analyzed: 05/04/2016 07:09

Soil Aliquot Vol: | Dilution Factor: 1

Soil Extract Vol.: | GC Column: Rtx-624 ID: 0.25(mm)

% Moisture: | Level: (low/med) Low

Analysis Batch No.: 366098 | Units: ug/L

CAS NO.	COMPOUND NAME	RESULT	Q	RL	MDL
71-55-6	1,1,1-Trichloroethane	1.0	U	1.0	0.10
79-34-5	1,1,2,2-Tetrachloroethane	1.0	U	1.0	0.10
76-13-1	1,1,2-Trichloro-1,2,2-trifluoroethane	4.0		1.0	0.10
79-00-5	1,1,2-Trichloroethane	1.0	U	1.0	0.10
75-34-3	1,1-Dichloroethane	1.0	U	1.0	0.10
75-35-4	1,1-Dichloroethene	0.72	J	1.0	0.10
120-82-1	1,2,4-Trichlorobenzene	1.0	U	1.0	0.10
96-12-8	1,2-Dibromo-3-Chloropropane	1.0	U	1.0	0.10
106-93-4	1,2-Dibromoethane	1.0	U	1.0	0.10
95-50-1	1,2-Dichlorobenzene	1.0	U	1.0	0.10
107-06-2	1,2-Dichloroethane	1.0	U	1.0	0.10
78-87-5	1,2-Dichloropropane	1.0	U	1.0	0.10
541-73-1	1,3-Dichlorobenzene	1.0	U	1.0	0.10
106-46-7	1,4-Dichlorobenzene	1.0	U	1.0	0.10
591-78-6	2-Hexanone	1.0	U	1.0	0.10
67-64-1	Acetone	1.0	U	1.0	0.10
71-43-2	Benzene	0.13	J	1.0	0.10
75-27-4	Bromodichloromethane	1.0	U	1.0	0.10
75-25-2	Bromoform	1.0	U	1.0	0.10
74-83-9	Bromomethane	1.0	U	1.0	0.10
75-15-0	Carbon disulfide	1.0	U	1.0	0.10
56-23-5	Carbon tetrachloride	1.0	U	1.0	0.10
108-90-7	Chlorobenzene	1.0	U	1.0	0.10
75-45-6	Chlorodifluoromethane	2.0		1.0	0.10
75-00-3	Chloroethane	1.0	U	1.0	0.10
67-66-3	Chloroform	0.21	J	1.0	0.10
74-87-3	Chloromethane	1.0	U	1.0	0.10
156-59-2	cis-1,2-Dichloroethene	40		1.0	0.10
10061-01-5	cis-1,3-Dichloropropene	1.0	U	1.0	0.10
110-82-7	Cyclohexane	1.0	U	1.0	0.10
124-48-1	Dibromochloromethane	1.0	U	1.0	0.10
75-71-8	Dichlorodifluoromethane	1.0	U	1.0	0.10
100-41-4	Ethylbenzene	1.0	U	1.0	0.10
75-69-4	Freon 11	1.0	U	1.0	0.10
76-15-3	Freon 115	1.0	U	1.0	0.10

FORM I
GC/MS VOA ORGANICS ANALYSIS DATA SHEET

Lab Name: TestAmerica Edison | Job No.: 460-113008-1
SDG No.:
Client Sample ID: RW-RW1RD-XX | Lab Sample ID: 460-113008-4
Matrix: Water | Lab File ID: V45085.D
Analysis Method: OLM04.2/VOL | Date Collected: 04/26/2016 08:58
Sample wt/vol: 5(mL) | Date Analyzed: 05/04/2016 07:09
Soil Aliquot Vol: | Dilution Factor: 1
Soil Extract Vol.: | GC Column: Rtx-624 ID: 0.25(mm)
% Moisture: | Level: (low/med) Low
Analysis Batch No.: 366098 | Units: ug/L

CAS NO.	COMPOUND NAME	RESULT	Q	RL	MDL
306-83-2	Freon 123	1.0	U	1.0	0.10
75-37-6	Freon 152a	1.0	U	1.0	0.10
98-82-8	Isopropylbenzene	1.0	U	1.0	0.10
179601-23-1	m&p-Xylene	1.0	U	1.0	0.10
79-20-9	Methyl acetate	1.0	U	1.0	0.10
78-93-3	Methyl ethyl ketone (MEK)	1.0	U	1.0	0.10
108-10-1	Methyl isobutyl ketone (MIBK)	1.0	U	1.0	0.10
1634-04-4	Methyl tert-butyl ether	0.14	J	1.0	0.10
108-87-2	Methylcyclohexane	1.0	U	1.0	0.10
75-09-2	Methylene Chloride	1.0	U	1.0	0.10
95-47-6	o-Xylene	1.0	U	1.0	0.10
100-42-5	Styrene	1.0	U	1.0	0.10
127-18-4	Tetrachloroethene	21		1.0	0.10
108-88-3	Toluene	1.0	U	1.0	0.10
156-60-5	trans-1,2-Dichloroethene	0.38	J	1.0	0.10
10061-02-6	trans-1,3-Dichloropropene	1.0	U	1.0	0.10
79-01-6	Trichloroethene	19		1.0	0.10
75-01-4	Vinyl chloride	1.0	U	1.0	0.10
1330-20-7	Xylenes, Total	1.0	U	1.0	0.10

CAS NO.	SURROGATE	%REC	Q	LIMITS
17060-07-0	1,2-Dichloroethane-d4 (Surr)	108		76-114
460-00-4	Bromofluorobenzene	104		86-115
2037-26-5	Toluene-d8 (Surr)	98		88-110

FORM I
GC/MS VOA ORGANICS ANALYSIS DATA SHEET
TENTATIVELY IDENTIFIED COMPOUNDS

Lab Name: TestAmerica Edison Job No.: 460-113008-1

SDG No.:

Client Sample ID: RW-RW1RD-XX Lab Sample ID: 460-113008-4

Matrix: Water Lab File ID: V45085.D

Analysis Method: OLM04.2/VOL Date Collected: 04/26/2016 08:58

Sample wt/vol: 5(mL) Date Analyzed: 05/04/2016 07:09

Soil Aliquot Vol: Dilution Factor: 1

Soil Extract Vol.: GC Column: Rtx-624 ID: 0.25(mm)

% Moisture: Level: (low/med) Low

Analysis Batch No.: 366098 Units: ug/L

Number TICs Found: 0 TIC Result Total: 0

CAS NO.	COMPOUND NAME	RT	RESULT	Q
	Tentatively Identified Compound		None	

FORM I
GC/MS VOA ORGANICS ANALYSIS DATA SHEET

Lab Name: TestAmerica Edison | Job No.: 460-113008-1

SDG No.:

Client Sample ID: RW-RW1RS-XX | Lab Sample ID: 460-113008-5

Matrix: Water | Lab File ID: V45086.D

Analysis Method: OLM04.2/VOL | Date Collected: 04/26/2016 08:45

Sample wt/vol: 5(mL) | Date Analyzed: 05/04/2016 07:32

Soil Aliquot Vol: | Dilution Factor: 1

Soil Extract Vol.: | GC Column: Rtx-624 ID: 0.25(mm)

% Moisture: | Level: (low/med) Low

Analysis Batch No.: 366098 | Units: ug/L

CAS NO.	COMPOUND NAME	RESULT	Q	RL	MDL
71-55-6	1,1,1-Trichloroethane	1.0	U	1.0	0.10
79-34-5	1,1,2,2-Tetrachloroethane	1.0	U	1.0	0.10
76-13-1	1,1,2-Trichloro-1,2,2-trifluoroethane	8.0		1.0	0.10
79-00-5	1,1,2-Trichloroethane	1.0	U	1.0	0.10
75-34-3	1,1-Dichloroethane	1.0	U	1.0	0.10
75-35-4	1,1-Dichloroethene	1.2		1.0	0.10
120-82-1	1,2,4-Trichlorobenzene	1.0	U	1.0	0.10
96-12-8	1,2-Dibromo-3-Chloropropane	1.0	U	1.0	0.10
106-93-4	1,2-Dibromoethane	1.0	U	1.0	0.10
95-50-1	1,2-Dichlorobenzene	1.7		1.0	0.10
107-06-2	1,2-Dichloroethane	1.0	U	1.0	0.10
78-87-5	1,2-Dichloropropane	1.0	U	1.0	0.10
541-73-1	1,3-Dichlorobenzene	1.0	U	1.0	0.10
106-46-7	1,4-Dichlorobenzene	0.41	J	1.0	0.10
591-78-6	2-Hexanone	1.0	U	1.0	0.10
67-64-1	Acetone	1.0	U	1.0	0.10
71-43-2	Benzene	0.22	J	1.0	0.10
75-27-4	Bromodichloromethane	1.0	U	1.0	0.10
75-25-2	Bromoform	1.0	U	1.0	0.10
74-83-9	Bromomethane	1.0	U	1.0	0.10
75-15-0	Carbon disulfide	1.0	U	1.0	0.10
56-23-5	Carbon tetrachloride	1.0	U	1.0	0.10
108-90-7	Chlorobenzene	0.56	J	1.0	0.10
75-45-6	Chlorodifluoromethane	1.3		1.0	0.10
75-00-3	Chloroethane	1.0	U	1.0	0.10
67-66-3	Chloroform	0.12	J	1.0	0.10
74-87-3	Chloromethane	1.0	U	1.0	0.10
156-59-2	cis-1,2-Dichloroethene	140		1.0	0.10
10061-01-5	cis-1,3-Dichloropropene	1.0	U	1.0	0.10
110-82-7	Cyclohexane	0.15	J	1.0	0.10
124-48-1	Dibromochloromethane	1.0	U	1.0	0.10
75-71-8	Dichlorodifluoromethane	1.0	U	1.0	0.10
100-41-4	Ethylbenzene	1.0	U	1.0	0.10
75-69-4	Freon 11	1.0	U	1.0	0.10
76-15-3	Freon 115	1.0	U	1.0	0.10

FORM I
GC/MS VOA ORGANICS ANALYSIS DATA SHEET

Lab Name: TestAmerica Edison | Job No.: 460-113008-1
SDG No.:
Client Sample ID: RW-RW1RS-XX | Lab Sample ID: 460-113008-5
Matrix: Water | Lab File ID: V45086.D
Analysis Method: OLM04.2/VOL | Date Collected: 04/26/2016 08:45
Sample wt/vol: 5(mL) | Date Analyzed: 05/04/2016 07:32
Soil Aliquot Vol: | Dilution Factor: 1
Soil Extract Vol.: | GC Column: Rtx-624 ID: 0.25(mm)
% Moisture: | Level: (low/med) Low
Analysis Batch No.: 366098 | Units: ug/L

CAS NO.	COMPOUND NAME	RESULT	Q	RL	MDL
306-83-2	Freon 123	1.0	U	1.0	0.10
75-37-6	Freon 152a	1.0	U	1.0	0.10
98-82-8	Isopropylbenzene	1.0	U	1.0	0.10
179601-23-1	m&p-Xylene	1.0	U	1.0	0.10
79-20-9	Methyl acetate	1.0	U	1.0	0.10
78-93-3	Methyl ethyl ketone (MEK)	1.0	U	1.0	0.10
108-10-1	Methyl isobutyl ketone (MIBK)	1.0	U	1.0	0.10
1634-04-4	Methyl tert-butyl ether	1.0	U	1.0	0.10
108-87-2	Methylcyclohexane	1.0	U	1.0	0.10
75-09-2	Methylene Chloride	1.0	U	1.0	0.10
95-47-6	o-Xylene	1.0	U	1.0	0.10
100-42-5	Styrene	1.0	U	1.0	0.10
127-18-4	Tetrachloroethene	8.4		1.0	0.10
108-88-3	Toluene	1.0	U	1.0	0.10
156-60-5	trans-1,2-Dichloroethene	0.39	J	1.0	0.10
10061-02-6	trans-1,3-Dichloropropene	1.0	U	1.0	0.10
79-01-6	Trichloroethene	11		1.0	0.10
75-01-4	Vinyl chloride	48		1.0	0.10
1330-20-7	Xylenes, Total	1.0	U	1.0	0.10

CAS NO.	SURROGATE	%REC	Q	LIMITS
17060-07-0	1,2-Dichloroethane-d4 (Surr)	108		76-114
460-00-4	Bromofluorobenzene	103		86-115
2037-26-5	Toluene-d8 (Surr)	98		88-110

FORM I
GC/MS VOA ORGANICS ANALYSIS DATA SHEET
TENTATIVELY IDENTIFIED COMPOUNDS

Lab Name: TestAmerica Edison Job No.: 460-113008-1

SDG No.:

Client Sample ID: RW-RW1RS-XX Lab Sample ID: 460-113008-5

Matrix: Water Lab File ID: V45086.D

Analysis Method: OLM04.2/VOL Date Collected: 04/26/2016 08:45

Sample wt/vol: 5(mL) Date Analyzed: 05/04/2016 07:32

Soil Aliquot Vol: Dilution Factor: 1

Soil Extract Vol.: GC Column: Rtx-624 ID: 0.25(mm)

% Moisture: Level: (low/med) Low

Analysis Batch No.: 366098 Units: ug/L

Number TICs Found: 1 TIC Result Total: 9.9

CAS NO.	COMPOUND NAME	RT	RESULT	Q
354-23-4	Ethane, 1,2-dichloro-1,1,2-trifluoro-	2.52	9.9	J N

FORM I
GC/MS VOA ORGANICS ANALYSIS DATA SHEET

Lab Name: TestAmerica Edison | Job No.: 460-113008-1

SDG No.:

Client Sample ID: RW-RW100-XX | Lab Sample ID: 460-113008-6

Matrix: Water | Lab File ID: V45087.D

Analysis Method: OLM04.2/VOL | Date Collected: 04/26/2016 10:05

Sample wt/vol: 5(mL) | Date Analyzed: 05/04/2016 07:56

Soil Aliquot Vol: | Dilution Factor: 1

Soil Extract Vol.: | GC Column: Rtx-624 ID: 0.25(mm)

% Moisture: | Level: (low/med) Low

Analysis Batch No.: 366098 | Units: ug/L

CAS NO.	COMPOUND NAME	RESULT	Q	RL	MDL
71-55-6	1,1,1-Trichloroethane	1.0	U	1.0	0.10
79-34-5	1,1,2,2-Tetrachloroethane	1.0	U	1.0	0.10
76-13-1	1,1,2-Trichloro-1,2,2-trifluoroethane	4.1		1.0	0.10
79-00-5	1,1,2-Trichloroethane	1.0	U	1.0	0.10
75-34-3	1,1-Dichloroethane	1.0	U	1.0	0.10
75-35-4	1,1-Dichloroethene	0.63	J	1.0	0.10
120-82-1	1,2,4-Trichlorobenzene	1.0	U	1.0	0.10
96-12-8	1,2-Dibromo-3-Chloropropane	1.0	U	1.0	0.10
106-93-4	1,2-Dibromoethane	1.0	U	1.0	0.10
95-50-1	1,2-Dichlorobenzene	1.0	U	1.0	0.10
107-06-2	1,2-Dichloroethane	1.0	U	1.0	0.10
78-87-5	1,2-Dichloropropane	1.0	U	1.0	0.10
541-73-1	1,3-Dichlorobenzene	1.0	U	1.0	0.10
106-46-7	1,4-Dichlorobenzene	1.0	U	1.0	0.10
591-78-6	2-Hexanone	1.0	U	1.0	0.10
67-64-1	Acetone	1.0	U	1.0	0.10
71-43-2	Benzene	1.0	U	1.0	0.10
75-27-4	Bromodichloromethane	1.0	U	1.0	0.10
75-25-2	Bromoform	1.0	U	1.0	0.10
74-83-9	Bromomethane	1.0	U	1.0	0.10
75-15-0	Carbon disulfide	1.0	U	1.0	0.10
56-23-5	Carbon tetrachloride	1.0	U	1.0	0.10
108-90-7	Chlorobenzene	1.0	U	1.0	0.10
75-45-6	Chlorodifluoromethane	3.1		1.0	0.10
75-00-3	Chloroethane	1.0	U	1.0	0.10
67-66-3	Chloroform	0.22	J	1.0	0.10
74-87-3	Chloromethane	1.0	U	1.0	0.10
156-59-2	cis-1,2-Dichloroethene	86		1.0	0.10
10061-01-5	cis-1,3-Dichloropropene	1.0	U	1.0	0.10
110-82-7	Cyclohexane	1.0	U	1.0	0.10
124-48-1	Dibromochloromethane	1.0	U	1.0	0.10
75-71-8	Dichlorodifluoromethane	1.0	U	1.0	0.10
100-41-4	Ethylbenzene	1.0	U	1.0	0.10
75-69-4	Freon 11	1.0	U	1.0	0.10
76-15-3	Freon 115	1.0	U	1.0	0.10

FORM I
GC/MS VOA ORGANICS ANALYSIS DATA SHEET

Lab Name: TestAmerica Edison | Job No.: 460-113008-1
SDG No.:
Client Sample ID: RW-RW100-XX | Lab Sample ID: 460-113008-6
Matrix: Water | Lab File ID: V45087.D
Analysis Method: OLM04.2/VOL | Date Collected: 04/26/2016 10:05
Sample wt/vol: 5(mL) | Date Analyzed: 05/04/2016 07:56
Soil Aliquot Vol: | Dilution Factor: 1
Soil Extract Vol.: | GC Column: Rtx-624 ID: 0.25(mm)
% Moisture: | Level: (low/med) Low
Analysis Batch No.: 366098 | Units: ug/L

CAS NO.	COMPOUND NAME	RESULT	Q	RL	MDL
306-83-2	Freon 123	1.0	U	1.0	0.10
75-37-6	Freon 152a	1.0	U	1.0	0.10
98-82-8	Isopropylbenzene	1.0	U	1.0	0.10
179601-23-1	m&p-Xylene	1.0	U	1.0	0.10
79-20-9	Methyl acetate	1.0	U	1.0	0.10
78-93-3	Methyl ethyl ketone (MEK)	1.0	U	1.0	0.10
108-10-1	Methyl isobutyl ketone (MIBK)	1.0	U	1.0	0.10
1634-04-4	Methyl tert-butyl ether	1.0	U	1.0	0.10
108-87-2	Methylcyclohexane	1.0	U	1.0	0.10
75-09-2	Methylene Chloride	1.0	U	1.0	0.10
95-47-6	o-Xylene	1.0	U	1.0	0.10
100-42-5	Styrene	1.0	U	1.0	0.10
127-18-4	Tetrachloroethene	19		1.0	0.10
108-88-3	Toluene	1.0	U	1.0	0.10
156-60-5	trans-1,2-Dichloroethene	1.8		1.0	0.10
10061-02-6	trans-1,3-Dichloropropene	1.0	U	1.0	0.10
79-01-6	Trichloroethene	26		1.0	0.10
75-01-4	Vinyl chloride	1.0	U	1.0	0.10
1330-20-7	Xylenes, Total	1.0	U	1.0	0.10

CAS NO.	SURROGATE	%REC	Q	LIMITS
17060-07-0	1,2-Dichloroethane-d4 (Surr)	103		76-114
460-00-4	Bromofluorobenzene	104		86-115
2037-26-5	Toluene-d8 (Surr)	97		88-110

FORM I
GC/MS VOA ORGANICS ANALYSIS DATA SHEET
TENTATIVELY IDENTIFIED COMPOUNDS

Lab Name: TestAmerica Edison Job No.: 460-113008-1

SDG No.:

Client Sample ID: RW-RW100-XX Lab Sample ID: 460-113008-6

Matrix: Water Lab File ID: V45087.D

Analysis Method: OLM04.2/VOL Date Collected: 04/26/2016 10:05

Sample wt/vol: 5(mL) Date Analyzed: 05/04/2016 07:56

Soil Aliquot Vol: Dilution Factor: 1

Soil Extract Vol.: GC Column: Rtx-624 ID: 0.25(mm)

% Moisture: Level: (low/med) Low

Analysis Batch No.: 366098 Units: ug/L

Number TICs Found: 0 TIC Result Total: 0

CAS NO.	COMPOUND NAME	RT	RESULT	Q
	Tentatively Identified Compound		None	

FORM I-TIC OLM04.2/VOL

FORM I
GC/MS VOA ORGANICS ANALYSIS DATA SHEET

Lab Name: TestAmerica Edison | Job No.: 460-113008-1

SDG No.:

Client Sample ID: IW-N13889-XX | Lab Sample ID: 460-113008-7

Matrix: Water | Lab File ID: V45088.D

Analysis Method: OLM04.2/VOL | Date Collected: 04/27/2016 08:20

Sample wt/vol: 5(mL) | Date Analyzed: 05/04/2016 08:20

Soil Aliquot Vol: | Dilution Factor: 1

Soil Extract Vol.: | GC Column: Rtx-624 ID: 0.25(mm)

% Moisture: | Level: (low/med) Low

Analysis Batch No.: 366098 | Units: ug/L

CAS NO.	COMPOUND NAME	RESULT	Q	RL	MDL
71-55-6	1,1,1-Trichloroethane	1.0	U	1.0	0.10
79-34-5	1,1,2,2-Tetrachloroethane	1.0	U	1.0	0.10
76-13-1	1,1,2-Trichloro-1,2,2-trifluoroethane	1.5		1.0	0.10
79-00-5	1,1,2-Trichloroethane	1.0	U	1.0	0.10
75-34-3	1,1-Dichloroethane	1.0	U	1.0	0.10
75-35-4	1,1-Dichloroethene	0.12	J	1.0	0.10
120-82-1	1,2,4-Trichlorobenzene	1.0	U	1.0	0.10
96-12-8	1,2-Dibromo-3-Chloropropane	1.0	U	1.0	0.10
106-93-4	1,2-Dibromoethane	1.0	U	1.0	0.10
95-50-1	1,2-Dichlorobenzene	1.0	U	1.0	0.10
107-06-2	1,2-Dichloroethane	1.0	U	1.0	0.10
78-87-5	1,2-Dichloropropane	1.0	U	1.0	0.10
541-73-1	1,3-Dichlorobenzene	1.0	U	1.0	0.10
106-46-7	1,4-Dichlorobenzene	1.0	U	1.0	0.10
591-78-6	2-Hexanone	1.0	U	1.0	0.10
67-64-1	Acetone	1.0	U	1.0	0.10
71-43-2	Benzene	1.0	U	1.0	0.10
75-27-4	Bromodichloromethane	1.0	U	1.0	0.10
75-25-2	Bromoform	1.0	U	1.0	0.10
74-83-9	Bromomethane	1.0	U	1.0	0.10
75-15-0	Carbon disulfide	1.0	U	1.0	0.10
56-23-5	Carbon tetrachloride	1.0	U	1.0	0.10
108-90-7	Chlorobenzene	1.0	U	1.0	0.10
75-45-6	Chlorodifluoromethane	0.32	J	1.0	0.10
75-00-3	Chloroethane	1.0	U	1.0	0.10
67-66-3	Chloroform	0.33	J	1.0	0.10
74-87-3	Chloromethane	1.0	U	1.0	0.10
156-59-2	cis-1,2-Dichloroethene	22		1.0	0.10
10061-01-5	cis-1,3-Dichloropropene	1.0	U	1.0	0.10
110-82-7	Cyclohexane	1.0	U	1.0	0.10
124-48-1	Dibromochloromethane	1.0	U	1.0	0.10
75-71-8	Dichlorodifluoromethane	1.0	U	1.0	0.10
100-41-4	Ethylbenzene	1.0	U	1.0	0.10
75-69-4	Freon 11	1.0	U	1.0	0.10
76-15-3	Freon 115	1.0	U	1.0	0.10

FORM I
GC/MS VOA ORGANICS ANALYSIS DATA SHEET

Lab Name: TestAmerica Edison | Job No.: 460-113008-1
SDG No.:
Client Sample ID: IW-N13889-XX | Lab Sample ID: 460-113008-7
Matrix: Water | Lab File ID: V45088.D
Analysis Method: OLM04.2/VOL | Date Collected: 04/27/2016 08:20
Sample wt/vol: 5(mL) | Date Analyzed: 05/04/2016 08:20
Soil Aliquot Vol: | Dilution Factor: 1
Soil Extract Vol.: | GC Column: Rtx-624 ID: 0.25(mm)
% Moisture: | Level: (low/med) Low
Analysis Batch No.: 366098 | Units: ug/L

CAS NO.	COMPOUND NAME	RESULT	Q	RL	MDL
306-83-2	Freon 123	1.0	U	1.0	0.10
75-37-6	Freon 152a	1.0	U	1.0	0.10
98-82-8	Isopropylbenzene	1.0	U	1.0	0.10
179601-23-1	m&p-Xylene	1.0	U	1.0	0.10
79-20-9	Methyl acetate	1.0	U	1.0	0.10
78-93-3	Methyl ethyl ketone (MEK)	1.0	U	1.0	0.10
108-10-1	Methyl isobutyl ketone (MIBK)	1.0	U	1.0	0.10
1634-04-4	Methyl tert-butyl ether	0.18	J	1.0	0.10
108-87-2	Methylcyclohexane	1.0	U	1.0	0.10
75-09-2	Methylene Chloride	1.0	U	1.0	0.10
95-47-6	o-Xylene	1.0	U	1.0	0.10
100-42-5	Styrene	1.0	U	1.0	0.10
127-18-4	Tetrachloroethene	5.9		1.0	0.10
108-88-3	Toluene	1.0	U	1.0	0.10
156-60-5	trans-1,2-Dichloroethene	0.32	J	1.0	0.10
10061-02-6	trans-1,3-Dichloropropene	1.0	U	1.0	0.10
79-01-6	Trichloroethene	8.9		1.0	0.10
75-01-4	Vinyl chloride	1.0	U	1.0	0.10
1330-20-7	Xylenes, Total	1.0	U	1.0	0.10

CAS NO.	SURROGATE	%REC	Q	LIMITS
17060-07-0	1,2-Dichloroethane-d4 (Surr)	107		76-114
460-00-4	Bromofluorobenzene	104		86-115
2037-26-5	Toluene-d8 (Surr)	100		88-110

FORM I
GC/MS VOA ORGANICS ANALYSIS DATA SHEET
TENTATIVELY IDENTIFIED COMPOUNDS

Lab Name: TestAmerica Edison Job No.: 460-113008-1

SDG No.:

Client Sample ID: IW-N13889-XX Lab Sample ID: 460-113008-7

Matrix: Water Lab File ID: V45088.D

Analysis Method: OLM04.2/VOL Date Collected: 04/27/2016 08:20

Sample wt/vol: 5(mL) Date Analyzed: 05/04/2016 08:20

Soil Aliquot Vol: Dilution Factor: 1

Soil Extract Vol.: GC Column: Rtx-624 ID: 0.25(mm)

% Moisture: Level: (low/med) Low

Analysis Batch No.: 366098 Units: ug/L

Number TICs Found: 0 TIC Result Total: 0

CAS NO.	COMPOUND NAME	RT	RESULT	Q
	Tentatively Identified Compound		None	

FORM I
GC/MS VOA ORGANICS ANALYSIS DATA SHEET

Lab Name: TestAmerica Edison | Job No.: 460-113008-1
SDG No.:
Client Sample ID: MW-31ML-XX | Lab Sample ID: 460-113008-8
Matrix: Water | Lab File ID: V45075.D
Analysis Method: OLM04.2/VOL | Date Collected: 04/27/2016 10:05
Sample wt/vol: 5(mL) | Date Analyzed: 05/04/2016 03:12
Soil Aliquot Vol: | Dilution Factor: 1
Soil Extract Vol.: | GC Column: Rtx-624 ID: 0.25(mm)
% Moisture: | Level: (low/med) Low
Analysis Batch No.: 366098 | Units: ug/L

CAS NO.	COMPOUND NAME	RESULT	Q	RL	MDL
71-55-6	1,1,1-Trichloroethane	1.0	U	1.0	0.10
79-34-5	1,1,2,2-Tetrachloroethane	1.0	U	1.0	0.10
76-13-1	1,1,2-Trichloro-1,2,2-trifluoroethane	4.8		1.0	0.10
79-00-5	1,1,2-Trichloroethane	1.0	U	1.0	0.10
75-34-3	1,1-Dichloroethane	1.0	U	1.0	0.10
75-35-4	1,1-Dichloroethene	0.22	J	1.0	0.10
120-82-1	1,2,4-Trichlorobenzene	1.0	U	1.0	0.10
96-12-8	1,2-Dibromo-3-Chloropropane	1.0	U	1.0	0.10
106-93-4	1,2-Dibromoethane	1.0	U	1.0	0.10
95-50-1	1,2-Dichlorobenzene	1.0	U	1.0	0.10
107-06-2	1,2-Dichloroethane	0.31	J	1.0	0.10
78-87-5	1,2-Dichloropropane	1.0	U	1.0	0.10
541-73-1	1,3-Dichlorobenzene	1.0	U	1.0	0.10
106-46-7	1,4-Dichlorobenzene	1.0	U	1.0	0.10
591-78-6	2-Hexanone	1.0	U	1.0	0.10
67-64-1	Acetone	1.0	U	1.0	0.10
71-43-2	Benzene	1.0	U	1.0	0.10
75-27-4	Bromodichloromethane	1.0	U	1.0	0.10
75-25-2	Bromoform	1.0	U	1.0	0.10
74-83-9	Bromomethane	1.0	U	1.0	0.10
75-15-0	Carbon disulfide	1.0	U	1.0	0.10
56-23-5	Carbon tetrachloride	1.0	U	1.0	0.10
108-90-7	Chlorobenzene	1.0	U	1.0	0.10
75-45-6	Chlorodifluoromethane	5.7		1.0	0.10
75-00-3	Chloroethane	1.0	U	1.0	0.10
67-66-3	Chloroform	0.42	J	1.0	0.10
74-87-3	Chloromethane	1.0	U	1.0	0.10
156-59-2	cis-1,2-Dichloroethene	81		1.0	0.10
10061-01-5	cis-1,3-Dichloropropene	1.0	U	1.0	0.10
110-82-7	Cyclohexane	1.0	U	1.0	0.10
124-48-1	Dibromochloromethane	1.0	U	1.0	0.10
75-71-8	Dichlorodifluoromethane	1.0	U	1.0	0.10
100-41-4	Ethylbenzene	1.0	U	1.0	0.10
75-69-4	Freon 11	0.22	J	1.0	0.10
76-15-3	Freon 115	1.0	U	1.0	0.10

FORM I
GC/MS VOA ORGANICS ANALYSIS DATA SHEET

Lab Name: TestAmerica Edison | Job No.: 460-113008-1

SDG No.:

Client Sample ID: MW-31ML-XX | Lab Sample ID: 460-113008-8

Matrix: Water | Lab File ID: V45075.D

Analysis Method: OLM04.2/VOL | Date Collected: 04/27/2016 10:05

Sample wt/vol: 5(mL) | Date Analyzed: 05/04/2016 03:12

Soil Aliquot Vol: | Dilution Factor: 1

Soil Extract Vol.: | GC Column: Rtx-624 ID: 0.25(mm)

% Moisture: | Level: (low/med) Low

Analysis Batch No.: 366098 | Units: ug/L

CAS NO.	COMPOUND NAME	RESULT	Q	RL	MDL
306-83-2	Freon 123	1.0	U	1.0	0.10
75-37-6	Freon 152a	1.0	U	1.0	0.10
98-82-8	Isopropylbenzene	1.0	U	1.0	0.10
179601-23-1	m&p-Xylene	1.0	U	1.0	0.10
79-20-9	Methyl acetate	1.0	U	1.0	0.10
78-93-3	Methyl ethyl ketone (MEK)	1.0	U	1.0	0.10
108-10-1	Methyl isobutyl ketone (MIBK)	1.0	U	1.0	0.10
1634-04-4	Methyl tert-butyl ether	1.0	U	1.0	0.10
108-87-2	Methylcyclohexane	1.0	U	1.0	0.10
75-09-2	Methylene Chloride	1.0	U	1.0	0.10
95-47-6	o-Xylene	1.0	U	1.0	0.10
100-42-5	Styrene	1.0	U	1.0	0.10
127-18-4	Tetrachloroethene	9.8		1.0	0.10
108-88-3	Toluene	1.0	U	1.0	0.10
156-60-5	trans-1,2-Dichloroethene	0.22	J	1.0	0.10
10061-02-6	trans-1,3-Dichloropropene	1.0	U	1.0	0.10
79-01-6	Trichloroethene	28		1.0	0.10
75-01-4	Vinyl chloride	1.0	U	1.0	0.10
1330-20-7	Xylenes, Total	1.0	U	1.0	0.10

CAS NO.	SURROGATE	%REC	Q	LIMITS
17060-07-0	1,2-Dichloroethane-d4 (Surr)	108		76-114
460-00-4	Bromofluorobenzene	106		86-115
2037-26-5	Toluene-d8 (Surr)	98		88-110

FORM I
GC/MS VOA ORGANICS ANALYSIS DATA SHEET
TENTATIVELY IDENTIFIED COMPOUNDS

Lab Name: TestAmerica Edison Job No.: 460-113008-1

SDG No.:

Client Sample ID: MW-31ML-XX Lab Sample ID: 460-113008-8

Matrix: Water Lab File ID: V45075.D

Analysis Method: OLM04.2/VOL Date Collected: 04/27/2016 10:05

Sample wt/vol: 5(mL) Date Analyzed: 05/04/2016 03:12

Soil Aliquot Vol: Dilution Factor: 1

Soil Extract Vol.: GC Column: Rtx-624 ID: 0.25(mm)

% Moisture: Level: (low/med) Low

Analysis Batch No.: 366098 Units: ug/L

Number TICs Found: 0 TIC Result Total: 0

CAS NO.	COMPOUND NAME	RT	RESULT	Q
	Tentatively Identified Compound		None	

FORM I
GC/MS VOA ORGANICS ANALYSIS DATA SHEET

Lab Name: TestAmerica Edison | Job No.: 460-113008-1

SDG No.:

Client Sample ID: MW-31GL-XX | Lab Sample ID: 460-113008-9

Matrix: Water | Lab File ID: V45076.D

Analysis Method: OLM04.2/VOL | Date Collected: 04/27/2016 11:20

Sample wt/vol: 5(mL) | Date Analyzed: 05/04/2016 03:38

Soil Aliquot Vol: | Dilution Factor: 1

Soil Extract Vol.: | GC Column: Rtx-624 ID: 0.25(mm)

% Moisture: | Level: (low/med) Low

Analysis Batch No.: 366098 | Units: ug/L

CAS NO.	COMPOUND NAME	RESULT	Q	RL	MDL
71-55-6	1,1,1-Trichloroethane	1.0	U	1.0	0.10
79-34-5	1,1,2,2-Tetrachloroethane	1.0	U	1.0	0.10
76-13-1	1,1,2-Trichloro-1,2,2-trifluoroethane	0.27	J	1.0	0.10
79-00-5	1,1,2-Trichloroethane	1.0	U	1.0	0.10
75-34-3	1,1-Dichloroethane	1.0	U	1.0	0.10
75-35-4	1,1-Dichloroethene	1.0	U	1.0	0.10
120-82-1	1,2,4-Trichlorobenzene	1.0	U	1.0	0.10
96-12-8	1,2-Dibromo-3-Chloropropane	1.0	U	1.0	0.10
106-93-4	1,2-Dibromoethane	1.0	U	1.0	0.10
95-50-1	1,2-Dichlorobenzene	1.0	U	1.0	0.10
107-06-2	1,2-Dichloroethane	1.0	U	1.0	0.10
78-87-5	1,2-Dichloropropane	1.0	U	1.0	0.10
541-73-1	1,3-Dichlorobenzene	1.0	U	1.0	0.10
106-46-7	1,4-Dichlorobenzene	1.0	U	1.0	0.10
591-78-6	2-Hexanone	1.0	U	1.0	0.10
67-64-1	Acetone	1.0	U	1.0	0.10
71-43-2	Benzene	1.0	U	1.0	0.10
75-27-4	Bromodichloromethane	1.0	U	1.0	0.10
75-25-2	Bromoform	1.0	U	1.0	0.10
74-83-9	Bromomethane	1.0	U	1.0	0.10
75-15-0	Carbon disulfide	1.0	U	1.0	0.10
56-23-5	Carbon tetrachloride	1.0	U	1.0	0.10
108-90-7	Chlorobenzene	1.0	U	1.0	0.10
75-45-6	Chlorodifluoromethane	1.0	U	1.0	0.10
75-00-3	Chloroethane	1.0	U	1.0	0.10
67-66-3	Chloroform	1.0	U	1.0	0.10
74-87-3	Chloromethane	1.0	U	1.0	0.10
156-59-2	cis-1,2-Dichloroethene	3.7		1.0	0.10
10061-01-5	cis-1,3-Dichloropropene	1.0	U	1.0	0.10
110-82-7	Cyclohexane	1.0	U	1.0	0.10
124-48-1	Dibromochloromethane	1.0	U	1.0	0.10
75-71-8	Dichlorodifluoromethane	1.0	U	1.0	0.10
100-41-4	Ethylbenzene	1.0	U	1.0	0.10
75-69-4	Freon 11	1.0	U	1.0	0.10
76-15-3	Freon 115	1.0	U	1.0	0.10

FORM I
GC/MS VOA ORGANICS ANALYSIS DATA SHEET

Lab Name: TestAmerica Edison | Job No.: 460-113008-1

SDG No.:

Client Sample ID: MW-31GL-XX | Lab Sample ID: 460-113008-9

Matrix: Water | Lab File ID: V45076.D

Analysis Method: OLM04.2/VOL | Date Collected: 04/27/2016 11:20

Sample wt/vol: 5(mL) | Date Analyzed: 05/04/2016 03:38

Soil Aliquot Vol: | Dilution Factor: 1

Soil Extract Vol.: | GC Column: Rtx-624 ID: 0.25(mm)

% Moisture: | Level: (low/med) Low

Analysis Batch No.: 366098 | Units: ug/L

CAS NO.	COMPOUND NAME	RESULT	Q	RL	MDL
306-83-2	Freon 123	1.0	U	1.0	0.10
75-37-6	Freon 152a	1.0	U	1.0	0.10
98-82-8	Isopropylbenzene	1.0	U	1.0	0.10
179601-23-1	m&p-Xylene	1.0	U	1.0	0.10
79-20-9	Methyl acetate	1.0	U	1.0	0.10
78-93-3	Methyl ethyl ketone (MEK)	1.0	U	1.0	0.10
108-10-1	Methyl isobutyl ketone (MIBK)	1.0	U	1.0	0.10
1634-04-4	Methyl tert-butyl ether	1.0	U	1.0	0.10
108-87-2	Methylcyclohexane	1.0	U	1.0	0.10
75-09-2	Methylene Chloride	1.0	U	1.0	0.10
95-47-6	o-Xylene	1.0	U	1.0	0.10
100-42-5	Styrene	1.0	U	1.0	0.10
127-18-4	Tetrachloroethene	1.1		1.0	0.10
108-88-3	Toluene	1.0	U	1.0	0.10
156-60-5	trans-1,2-Dichloroethene	1.0	U	1.0	0.10
10061-02-6	trans-1,3-Dichloropropene	1.0	U	1.0	0.10
79-01-6	Trichloroethene	2.3		1.0	0.10
75-01-4	Vinyl chloride	1.0	U	1.0	0.10
1330-20-7	Xylenes, Total	1.0	U	1.0	0.10

CAS NO.	SURROGATE	%REC	Q	LIMITS
17060-07-0	1,2-Dichloroethane-d4 (Surr)	108		76-114
460-00-4	Bromofluorobenzene	104		86-115
2037-26-5	Toluene-d8 (Surr)	99		88-110

FORM I
GC/MS VOA ORGANICS ANALYSIS DATA SHEET
TENTATIVELY IDENTIFIED COMPOUNDS

Lab Name: TestAmerica Edison Job No.: 460-113008-1

SDG No.:

Client Sample ID: MW-31GL-XX Lab Sample ID: 460-113008-9

Matrix: Water Lab File ID: V45076.D

Analysis Method: OLM04.2/VOL Date Collected: 04/27/2016 11:20

Sample wt/vol: 5(mL) Date Analyzed: 05/04/2016 03:38

Soil Aliquot Vol: Dilution Factor: 1

Soil Extract Vol.: GC Column: Rtx-624 ID: 0.25(mm)

% Moisture: Level: (low/med) Low

Analysis Batch No.: 366098 Units: ug/L

Number TICs Found: 0 TIC Result Total: 0

CAS NO.	COMPOUND NAME	RT	RESULT	Q
	Tentatively Identified Compound		None	

FORM I
GC/MS VOA ORGANICS ANALYSIS DATA SHEET

Lab Name: TestAmerica Edison | Job No.: 460-113008-1

SDG No.:

Client Sample ID: MW-31MI-XX | Lab Sample ID: 460-113008-10

Matrix: Water | Lab File ID: V45122.D

Analysis Method: OLM04.2/VOL | Date Collected: 04/27/2016 12:40

Sample wt/vol: 5(mL) | Date Analyzed: 05/05/2016 08:52

Soil Aliquot Vol: | Dilution Factor: 1

Soil Extract Vol.: | GC Column: Rtx-624 ID: 0.25(mm)

% Moisture: | Level: (low/med) Low

Analysis Batch No.: 366326 | Units: ug/L

CAS NO.	COMPOUND NAME	RESULT	Q	RL	MDL
71-55-6	1,1,1-Trichloroethane	1.0	U	1.0	0.10
79-34-5	1,1,2,2-Tetrachloroethane	1.0	U	1.0	0.10
76-13-1	1,1,2-Trichloro-1,2,2-trifluoroethane	16		1.0	0.10
79-00-5	1,1,2-Trichloroethane	0.28	J	1.0	0.10
75-34-3	1,1-Dichloroethane	1.0	U	1.0	0.10
75-35-4	1,1-Dichloroethene	0.70	J	1.0	0.10
120-82-1	1,2,4-Trichlorobenzene	1.0	U	1.0	0.10
96-12-8	1,2-Dibromo-3-Chloropropane	1.0	U	1.0	0.10
106-93-4	1,2-Dibromoethane	1.0	U	1.0	0.10
95-50-1	1,2-Dichlorobenzene	1.0	U	1.0	0.10
107-06-2	1,2-Dichloroethane	0.95	J	1.0	0.10
78-87-5	1,2-Dichloropropane	0.37	J	1.0	0.10
541-73-1	1,3-Dichlorobenzene	1.0	U	1.0	0.10
106-46-7	1,4-Dichlorobenzene	1.0	U	1.0	0.10
591-78-6	2-Hexanone	1.0	U	1.0	0.10
67-64-1	Acetone	1.0	U	1.0	0.10
71-43-2	Benzene	1.0	U	1.0	0.10
75-27-4	Bromodichloromethane	1.0	U	1.0	0.10
75-25-2	Bromoform	1.0	U	1.0	0.10
74-83-9	Bromomethane	1.0	U	1.0	0.10
75-15-0	Carbon disulfide	1.0	U	1.0	0.10
56-23-5	Carbon tetrachloride	1.0	U	1.0	0.10
108-90-7	Chlorobenzene	1.0	U	1.0	0.10
75-45-6	Chlorodifluoromethane	5.8		1.0	0.10
75-00-3	Chloroethane	1.0	U	1.0	0.10
67-66-3	Chloroform	0.98	J	1.0	0.10
74-87-3	Chloromethane	1.0	U	1.0	0.10
156-59-2	cis-1,2-Dichloroethene	420	E	1.0	0.10
10061-01-5	cis-1,3-Dichloropropene	1.0	U	1.0	0.10
110-82-7	Cyclohexane	1.0	U	1.0	0.10
124-48-1	Dibromochloromethane	1.0	U	1.0	0.10
75-71-8	Dichlorodifluoromethane	1.0	U	1.0	0.10
100-41-4	Ethylbenzene	1.0	U	1.0	0.10
75-69-4	Freon 11	0.20	J	1.0	0.10
76-15-3	Freon 115	1.0	U	1.0	0.10

FORM I
GC/MS VOA ORGANICS ANALYSIS DATA SHEET

Lab Name: TestAmerica Edison | Job No.: 460-113008-1

SDG No.:

Client Sample ID: MW-31MI-XX | Lab Sample ID: 460-113008-10

Matrix: Water | Lab File ID: V45122.D

Analysis Method: OLM04.2/VOL | Date Collected: 04/27/2016 12:40

Sample wt/vol: 5(mL) | Date Analyzed: 05/05/2016 08:52

Soil Aliquot Vol: | Dilution Factor: 1

Soil Extract Vol.: | GC Column: Rtx-624 ID: 0.25(mm)

% Moisture: | Level: (low/med) Low

Analysis Batch No.: 366326 | Units: ug/L

CAS NO.	COMPOUND NAME	RESULT	Q	RL	MDL
306-83-2	Freon 123	1.0	U	1.0	0.10
75-37-6	Freon 152a	1.0	U	1.0	0.10
98-82-8	Isopropylbenzene	1.0	U	1.0	0.10
179601-23-1	m&p-Xylene	1.0	U	1.0	0.10
79-20-9	Methyl acetate	1.0	U	1.0	0.10
78-93-3	Methyl ethyl ketone (MEK)	1.0	U	1.0	0.10
108-10-1	Methyl isobutyl ketone (MIBK)	1.0	U	1.0	0.10
1634-04-4	Methyl tert-butyl ether	0.14	J	1.0	0.10
108-87-2	Methylcyclohexane	1.0	U	1.0	0.10
75-09-2	Methylene Chloride	1.0	U	1.0	0.10
95-47-6	o-Xylene	1.0	U	1.0	0.10
100-42-5	Styrene	1.0	U	1.0	0.10
127-18-4	Tetrachloroethene	42		1.0	0.10
108-88-3	Toluene	1.0	U	1.0	0.10
156-60-5	trans-1,2-Dichloroethene	3.8		1.0	0.10
10061-02-6	trans-1,3-Dichloropropene	1.0	U	1.0	0.10
79-01-6	Trichloroethene	110		1.0	0.10
75-01-4	Vinyl chloride	1.0	U	1.0	0.10
1330-20-7	Xylenes, Total	1.0	U	1.0	0.10

CAS NO.	SURROGATE	%REC	Q	LIMITS
17060-07-0	1,2-Dichloroethane-d4 (Surr)	105		76-114
460-00-4	Bromofluorobenzene	105		86-115
2037-26-5	Toluene-d8 (Surr)	100		88-110

FORM I
GC/MS VOA ORGANICS ANALYSIS DATA SHEET
TENTATIVELY IDENTIFIED COMPOUNDS

Lab Name: TestAmerica Edison Job No.: 460-113008-1

SDG No.:

Client Sample ID: MW-31MI-XX Lab Sample ID: 460-113008-10

Matrix: Water Lab File ID: V45122.D

Analysis Method: OLM04.2/VOL Date Collected: 04/27/2016 12:40

Sample wt/vol: 5(mL) Date Analyzed: 05/05/2016 08:52

Soil Aliquot Vol: Dilution Factor: 1

Soil Extract Vol.: GC Column: Rtx-624 ID: 0.25(mm)

% Moisture: Level: (low/med) Low

Analysis Batch No.: 366326 Units: ug/L

Number TICs Found: 0 TIC Result Total: 0

CAS NO.	COMPOUND NAME	RT	RESULT	Q
	Tentatively Identified Compound		None	

FORM I
GC/MS VOA ORGANICS ANALYSIS DATA SHEET

Lab Name: TestAmerica Edison | Job No.: 460-113008-1

SDG No.:

Client Sample ID: MW-31MI-XX DL | Lab Sample ID: 460-113008-10 DL

Matrix: Water | Lab File ID: V45090.D

Analysis Method: OLM04.2/VOL | Date Collected: 04/27/2016 12:40

Sample wt/vol: 5(mL) | Date Analyzed: 05/04/2016 09:06

Soil Aliquot Vol: | Dilution Factor: 5

Soil Extract Vol.: | GC Column: Rtx-624 ID: 0.25(mm)

% Moisture: | Level: (low/med) Low

Analysis Batch No.: 366098 | Units: ug/L

CAS NO.	COMPOUND NAME	RESULT	Q	RL	MDL
71-55-6	1,1,1-Trichloroethane	5.0	U	5.0	0.50
79-34-5	1,1,2,2-Tetrachloroethane	5.0	U	5.0	0.50
76-13-1	1,1,2-Trichloro-1,2,2-trifluoroethane	11	D	5.0	0.50
79-00-5	1,1,2-Trichloroethane	5.0	U	5.0	0.50
75-34-3	1,1-Dichloroethane	5.0	U	5.0	0.50
75-35-4	1,1-Dichloroethene	0.69	J D	5.0	0.50
120-82-1	1,2,4-Trichlorobenzene	5.0	U	5.0	0.50
96-12-8	1,2-Dibromo-3-Chloropropane	5.0	U	5.0	0.50
106-93-4	1,2-Dibromoethane	5.0	U	5.0	0.50
95-50-1	1,2-Dichlorobenzene	5.0	U	5.0	0.50
107-06-2	1,2-Dichloroethane	0.81	J D	5.0	0.50
78-87-5	1,2-Dichloropropane	5.0	U	5.0	0.50
541-73-1	1,3-Dichlorobenzene	5.0	U	5.0	0.50
106-46-7	1,4-Dichlorobenzene	5.0	U	5.0	0.50
591-78-6	2-Hexanone	5.0	U	5.0	0.50
67-64-1	Acetone	5.0	U	5.0	0.50
71-43-2	Benzene	5.0	U	5.0	0.50
75-27-4	Bromodichloromethane	5.0	U	5.0	0.50
75-25-2	Bromoform	5.0	U	5.0	0.50
74-83-9	Bromomethane	5.0	U	5.0	0.50
75-15-0	Carbon disulfide	5.0	U	5.0	0.50
56-23-5	Carbon tetrachloride	5.0	U	5.0	0.50
108-90-7	Chlorobenzene	5.0	U	5.0	0.50
75-45-6	Chlorodifluoromethane	5.0	D	5.0	0.50
75-00-3	Chloroethane	5.0	U	5.0	0.50
67-66-3	Chloroform	0.83	J D	5.0	0.50
74-87-3	Chloromethane	5.0	U	5.0	0.50
156-59-2	cis-1,2-Dichloroethene	350	D	5.0	0.50
10061-01-5	cis-1,3-Dichloropropene	5.0	U	5.0	0.50
110-82-7	Cyclohexane	5.0	U	5.0	0.50
124-48-1	Dibromochloromethane	5.0	U	5.0	0.50
75-71-8	Dichlorodifluoromethane	5.0	U	5.0	0.50
100-41-4	Ethylbenzene	5.0	U	5.0	0.50
75-69-4	Freon 11	5.0	U	5.0	0.50
76-15-3	Freon 115	5.0	U F1	5.0	0.50

FORM I
GC/MS VOA ORGANICS ANALYSIS DATA SHEET

Lab Name: TestAmerica Edison | Job No.: 460-113008-1

SDG No.:

Client Sample ID: MW-31MI-XX DL | Lab Sample ID: 460-113008-10 DL

Matrix: Water | Lab File ID: V45090.D

Analysis Method: OLM04.2/VOL | Date Collected: 04/27/2016 12:40

Sample wt/vol: 5(mL) | Date Analyzed: 05/04/2016 09:06

Soil Aliquot Vol: | Dilution Factor: 5

Soil Extract Vol.: | GC Column: Rtx-624 ID: 0.25(mm)

% Moisture: | Level: (low/med) Low

Analysis Batch No.: 366098 | Units: ug/L

CAS NO.	COMPOUND NAME	RESULT	Q	RL	MDL
306-83-2	Freon 123	5.0	U	5.0	0.50
75-37-6	Freon 152a	5.0	U	5.0	0.50
98-82-8	Isopropylbenzene	5.0	U	5.0	0.50
179601-23-1	m&p-Xylene	5.0	U	5.0	0.50
79-20-9	Methyl acetate	5.0	U	5.0	0.50
78-93-3	Methyl ethyl ketone (MEK)	5.0	U	5.0	0.50
108-10-1	Methyl isobutyl ketone (MIBK)	5.0	U	5.0	0.50
1634-04-4	Methyl tert-butyl ether	5.0	U	5.0	0.50
108-87-2	Methylcyclohexane	5.0	U	5.0	0.50
75-09-2	Methylene Chloride	5.0	U	5.0	0.50
95-47-6	o-Xylene	5.0	U	5.0	0.50
100-42-5	Styrene	5.0	U	5.0	0.50
127-18-4	Tetrachloroethene	28	D	5.0	0.50
108-88-3	Toluene	5.0	U	5.0	0.50
156-60-5	trans-1,2-Dichloroethene	2.5	J D	5.0	0.50
10061-02-6	trans-1,3-Dichloropropene	5.0	U	5.0	0.50
79-01-6	Trichloroethene	79	D	5.0	0.50
75-01-4	Vinyl chloride	5.0	U	5.0	0.50
1330-20-7	Xylenes, Total	5.0	U	5.0	0.50

CAS NO.	SURROGATE	%REC	Q	LIMITS
17060-07-0	1,2-Dichloroethane-d4 (Surr)	111	D	76-114
460-00-4	Bromofluorobenzene	102	D	86-115
2037-26-5	Toluene-d8 (Surr)	97	D	88-110

FORM I
GC/MS VOA ORGANICS ANALYSIS DATA SHEET
TENTATIVELY IDENTIFIED COMPOUNDS

Lab Name: TestAmerica Edison Job No.: 460-113008-1

SDG No.:

Client Sample ID: MW-31MI-XX DL Lab Sample ID: 460-113008-10 DL

Matrix: Water Lab File ID: V45090.D

Analysis Method: OLM04.2/VOL Date Collected: 04/27/2016 12:40

Sample wt/vol: 5(mL) Date Analyzed: 05/04/2016 09:06

Soil Aliquot Vol: Dilution Factor: 5

Soil Extract Vol.: GC Column: Rtx-624 ID: 0.25(mm)

% Moisture: Level: (low/med) Low

Analysis Batch No.: 366098 Units: ug/L

Number TICs Found: 0 TIC Result Total: 0

CAS NO.	COMPOUND NAME	RT	RESULT	Q
	Tentatively Identified Compound		*None*	

FORM I
GC/MS VOA ORGANICS ANALYSIS DATA SHEET

Lab Name: TestAmerica Edison
Job No.: 460-113008-1
SDG No.:
Client Sample ID: QC-TB042616
Lab Sample ID: 460-113008-1
Matrix: Water
Lab File ID: N93175.D
Analysis Method: 8260C SIM
Date Collected: 04/26/2016 10:05
Sample wt/vol: 5(mL)
Date Analyzed: 05/05/2016 13:35
Soil Aliquot Vol:
Dilution Factor: 1
Soil Extract Vol.:
GC Column: DB-624 ID: 0.18(mm)
% Moisture:
Level: (low/med) Low
Analysis Batch No.: 366397
Units: ug/L

CAS NO.	COMPOUND NAME	RESULT	Q	RL	MDL
123-91-1	1,4-Dioxane	0.40	U	0.40	0.11

CAS NO.	SURROGATE	%REC	Q	LIMITS
17060-07-0	1,2-Dichloroethane-d4 (Surr)	116		60-132
460-00-4	4-Bromofluorobenzene	104		72-123

FORM I
GC/MS VOA ORGANICS ANALYSIS DATA SHEET

Lab Name: TestAmerica Edison
Job No.: 460-113008-1
SDG No.:
Client Sample ID: MW-500-XX
Lab Sample ID: 460-113008-2
Matrix: Water
Lab File ID: N93166.D
Analysis Method: 8260C SIM
Date Collected: 04/27/2016 12:00
Sample wt/vol: 5(mL)
Date Analyzed: 05/05/2016 09:50
Soil Aliquot Vol:
Dilution Factor: 1
Soil Extract Vol.:
GC Column: DB-624 ID: 0.18(mm)
% Moisture:
Level: (low/med) Low
Analysis Batch No.: 366397
Units: ug/L

CAS NO.	COMPOUND NAME	RESULT	Q	RL	MDL
123-91-1	1,4-Dioxane	1.2		0.40	0.11

CAS NO.	SURROGATE	%REC	Q	LIMITS
17060-07-0	1,2-Dichloroethane-d4 (Surr)	108		60-132
460-00-4	4-Bromofluorobenzene	103		72-123

FORM I
GC/MS VOA ORGANICS ANALYSIS DATA SHEET

Lab Name: TestAmerica Edison
Job No.: 460-113008-1
SDG No.:
Client Sample ID: EW-EW1-XX
Lab Sample ID: 460-113008-3
Matrix: Water
Lab File ID: N93145.D
Analysis Method: 8260C SIM
Date Collected: 04/26/2016 09:20
Sample wt/vol: 5(mL)
Date Analyzed: 05/04/2016 23:08
Soil Aliquot Vol:
Dilution Factor: 1
Soil Extract Vol.:
GC Column: DB-624 ID: 0.18(mm)
% Moisture:
Level: (low/med) Low
Analysis Batch No.: 366304
Units: ug/L

CAS NO.	COMPOUND NAME	RESULT	Q	RL	MDL
123-91-1	1,4-Dioxane	1.1		0.40	0.11

CAS NO.	SURROGATE	%REC	Q	LIMITS
17060-07-0	1,2-Dichloroethane-d4 (Surr)	105		60-132
460-00-4	4-Bromofluorobenzene	106		72-123

FORM I
GC/MS VOA ORGANICS ANALYSIS DATA SHEET

Lab Name: TestAmerica Edison
Job No.: 460-113008-1
SDG No.:
Client Sample ID: RW-RW1RD-XX
Lab Sample ID: 460-113008-4
Matrix: Water
Lab File ID: N93146.D
Analysis Method: 8260C SIM
Date Collected: 04/26/2016 08:58
Sample wt/vol: 5(mL)
Date Analyzed: 05/04/2016 23:33
Soil Aliquot Vol:
Dilution Factor: 1
Soil Extract Vol.:
GC Column: DB-624 ID: 0.18(mm)
% Moisture:
Level: (low/med) Low
Analysis Batch No.: 366304
Units: ug/L

CAS NO.	COMPOUND NAME	RESULT	Q	RL	MDL
123-91-1	1,4-Dioxane	1.0		0.40	0.11

CAS NO.	SURROGATE	%REC	Q	LIMITS
17060-07-0	1,2-Dichloroethane-d4 (Surr)	110		60-132
460-00-4	4-Bromofluorobenzene	110		72-123

FORM I
GC/MS VOA ORGANICS ANALYSIS DATA SHEET

Lab Name: TestAmerica Edison | Job No.: 460-113008-1

SDG No.:

Client Sample ID: RW-RW1RS-XX | Lab Sample ID: 460-113008-5

Matrix: Water | Lab File ID: N93147.D

Analysis Method: 8260C SIM | Date Collected: 04/26/2016 08:45

Sample wt/vol: 5(mL) | Date Analyzed: 05/04/2016 23:58

Soil Aliquot Vol: | Dilution Factor: 1

Soil Extract Vol.: | GC Column: DB-624 ID: 0.18(mm)

% Moisture: | Level: (low/med) Low

Analysis Batch No.: 366304 | Units: ug/L

CAS NO.	COMPOUND NAME	RESULT	Q	RL	MDL
123-91-1	1,4-Dioxane	0.63		0.40	0.11

CAS NO.	SURROGATE	%REC	Q	LIMITS
17060-07-0	1,2-Dichloroethane-d4 (Surr)	112		60-132
460-00-4	4-Bromofluorobenzene	109		72-123

FORM I
GC/MS VOA ORGANICS ANALYSIS DATA SHEET

Lab Name: TestAmerica Edison | Job No.: 460-113008-1

SDG No.:

Client Sample ID: RW-RW100-XX | Lab Sample ID: 460-113008-6

Matrix: Water | Lab File ID: N93021.D

Analysis Method: 8260C SIM | Date Collected: 04/26/2016 10:05

Sample wt/vol: 5(mL) | Date Analyzed: 05/02/2016 16:25

Soil Aliquot Vol: | Dilution Factor: 1

Soil Extract Vol.: | GC Column: DB-624 ID: 0.18(mm)

% Moisture: | Level: (low/med) Low

Analysis Batch No.: 365733 | Units: ug/L

CAS NO.	COMPOUND NAME	RESULT	Q	RL	MDL
123-91-1	1,4-Dioxane	0.40	U	0.40	0.11

CAS NO.	SURROGATE	%REC	Q	LIMITS
17060-07-0	1,2-Dichloroethane-d4 (Surr)	118		60-132
460-00-4	4-Bromofluorobenzene	97		72-123

FORM I
GC/MS VOA ORGANICS ANALYSIS DATA SHEET

Lab Name: TestAmerica Edison
Job No.: 460-113008-1
SDG No.:
Client Sample ID: IW-N13889-XX
Lab Sample ID: 460-113008-7
Matrix: Water
Lab File ID: N93022.D
Analysis Method: 8260C SIM
Date Collected: 04/27/2016 08:20
Sample wt/vol: 5(mL)
Date Analyzed: 05/02/2016 16:50
Soil Aliquot Vol:
Dilution Factor: 1
Soil Extract Vol.:
GC Column: DB-624 ID: 0.18(mm)
% Moisture:
Level: (low/med) Low
Analysis Batch No.: 365733
Units: ug/L

CAS NO.	COMPOUND NAME	RESULT	Q	RL	MDL
123-91-1	1,4-Dioxane	1.1		0.40	0.11

CAS NO.	SURROGATE	%REC	Q	LIMITS
17060-07-0	1,2-Dichloroethane-d4 (Surr)	116		60-132
460-00-4	4-Bromofluorobenzene	99		72-123

FORM I
GC/MS VOA ORGANICS ANALYSIS DATA SHEET

Lab Name: TestAmerica Edison | Job No.: 460-113008-1

SDG No.:

Client Sample ID: MW-31ML-XX | Lab Sample ID: 460-113008-8

Matrix: Water | Lab File ID: N93023.D

Analysis Method: 8260C SIM | Date Collected: 04/27/2016 10:05

Sample wt/vol: 5(mL) | Date Analyzed: 05/02/2016 17:15

Soil Aliquot Vol: | Dilution Factor: 1

Soil Extract Vol.: | GC Column: DB-624 ID: 0.18(mm)

% Moisture: | Level: (low/med) Low

Analysis Batch No.: 365733 | Units: ug/L

CAS NO.	COMPOUND NAME	RESULT	Q	RL	MDL
123-91-1	1,4-Dioxane	0.68		0.40	0.11

CAS NO.	SURROGATE	%REC	Q	LIMITS
17060-07-0	1,2-Dichloroethane-d4 (Surr)	112		60-132
460-00-4	4-Bromofluorobenzene	96		72-123

FORM I
GC/MS VOA ORGANICS ANALYSIS DATA SHEET

Lab Name: TestAmerica Edison | Job No.: 460-113008-1

SDG No.:

Client Sample ID: MW-31GL-XX | Lab Sample ID: 460-113008-9

Matrix: Water | Lab File ID: N93024.D

Analysis Method: 8260C SIM | Date Collected: 04/27/2016 11:20

Sample wt/vol: 5(mL) | Date Analyzed: 05/02/2016 17:40

Soil Aliquot Vol: | Dilution Factor: 1

Soil Extract Vol.: | GC Column: DB-624 ID: 0.18(mm)

% Moisture: | Level: (low/med) Low

Analysis Batch No.: 365733 | Units: ug/L

CAS NO.	COMPOUND NAME	RESULT	Q	RL	MDL
123-91-1	1,4-Dioxane	0.40	U	0.40	0.11

CAS NO.	SURROGATE	%REC	Q	LIMITS
17060-07-0	1,2-Dichloroethane-d4 (Surr)	125		60-132
460-00-4	4-Bromofluorobenzene	98		72-123

FORM I
GC/MS VOA ORGANICS ANALYSIS DATA SHEET

Lab Name: TestAmerica Edison | Job No.: 460-113008-1

SDG No.:

Client Sample ID: MW-31MI-XX | Lab Sample ID: 460-113008-10

Matrix: Water | Lab File ID: N93025.D

Analysis Method: 8260C SIM | Date Collected: 04/27/2016 12:40

Sample wt/vol: 5(mL) | Date Analyzed: 05/02/2016 18:05

Soil Aliquot Vol: | Dilution Factor: 1

Soil Extract Vol.: | GC Column: DB-624 ID: 0.18(mm)

% Moisture: | Level: (low/med) Low

Analysis Batch No.: 365733 | Units: ug/L

CAS NO.	COMPOUND NAME	RESULT	Q	RL	MDL
123-91-1	1,4-Dioxane	1.2		0.40	0.11

CAS NO.	SURROGATE	%REC	Q	LIMITS
17060-07-0	1,2-Dichloroethane-d4 (Surr)	107		60-132
460-00-4	4-Bromofluorobenzene	102		72-123

1B-IN
INORGANIC ANALYSIS DATA SHEET
GENERAL CHEMISTRY

Client Sample ID: MW-500-XX
Lab Sample ID: 460-113008-2
Lab Name: TestAmerica Edison
Job No.: 460-113008-1
SDG ID.:
Matrix: Water
Date Sampled: 04/27/2016 12:00
Reporting Basis: WET
Date Received: 04/27/2016 20:00

CAS No.	Analyte	Result	RL	MDL	Units	C	Q	DIL	Method
16887-00-6	Chloride	65.0	5.0	0.84	mg/L			1	SM 4500 Cl- B

1B-IN
INORGANIC ANALYSIS DATA SHEET
GENERAL CHEMISTRY

Client Sample ID: EW-EW1-XX
Lab Sample ID: 460-113008-3
Lab Name: TestAmerica Edison
Job No.: 460-113008-1
SDG ID.:
Matrix: Water
Date Sampled: 04/26/2016 09:20
Reporting Basis: WET
Date Received: 04/27/2016 20:00

CAS No.	Analyte	Result	RL	MDL	Units	C	Q	DIL	Method
16887-00-6	Chloride	240	20.0	3.4	mg/L			4	SM 4500 Cl- B

1B-IN
INORGANIC ANALYSIS DATA SHEET
GENERAL CHEMISTRY

Client Sample ID: RW-RW1RD-XX
Lab Sample ID: 460-113008-4
Lab Name: TestAmerica Edison
Job No.: 460-113008-1
SDG ID.:
Matrix: Water
Date Sampled: 04/26/2016 08:58
Reporting Basis: WET
Date Received: 04/27/2016 20:00

CAS No.	Analyte	Result	RL	MDL	Units	C	Q	DIL	Method
16887-00-6	Chloride	135	10.0	1.7	mg/L			2	SM 4500 Cl- B

1B-IN
INORGANIC ANALYSIS DATA SHEET
GENERAL CHEMISTRY

Client Sample ID: RW-RW1RS-XX
Lab Sample ID: 460-113008-5
Lab Name: TestAmerica Edison
Job No.: 460-113008-1
SDG ID.:
Matrix: Water
Date Sampled: 04/26/2016 08:45
Reporting Basis: WET
Date Received: 04/27/2016 20:00

CAS No.	Analyte	Result	RL	MDL	Units	C	Q	DIL	Method
16887-00-6	Chloride	286	20.0	3.4	mg/L			4	SM 4500 Cl- B

1B-IN
INORGANIC ANALYSIS DATA SHEET
GENERAL CHEMISTRY

Client Sample ID: RW-RW100-XX
Lab Sample ID: 460-113008-6
Lab Name: TestAmerica Edison
Job No.: 460-113008-1
SDG ID.:
Matrix: Water
Date Sampled: 04/26/2016 10:05
Reporting Basis: WET
Date Received: 04/27/2016 20:00

CAS No.	Analyte	Result	RL	MDL	Units	C	Q	DIL	Method
16887-00-6	Chloride	114	10.0	1.7	mg/L			2	SM 4500 Cl- B

1B-IN
INORGANIC ANALYSIS DATA SHEET
GENERAL CHEMISTRY

Client Sample ID: IW-N13889-XX
Lab Sample ID: 460-113008-7
Lab Name: TestAmerica Edison
Job No.: 460-113008-1
SDG ID.:
Matrix: Water
Date Sampled: 04/27/2016 08:20
Reporting Basis: WET
Date Received: 04/27/2016 20:00

CAS No.	Analyte	Result	RL	MDL	Units	C	Q	DIL	Method
16887-00-6	Chloride	342	20.0	3.4	mg/L			4	SM 4500 Cl- B

1B-IN
INORGANIC ANALYSIS DATA SHEET
GENERAL CHEMISTRY

Client Sample ID: MW-31ML-XX
Lab Sample ID: 460-113008-8
Lab Name: TestAmerica Edison
Job No.: 460-113008-1
SDG ID.:
Matrix: Water
Date Sampled: 04/27/2016 10:05
Reporting Basis: WET
Date Received: 04/27/2016 20:00

CAS No.	Analyte	Result	RL	MDL	Units	C	Q	DIL	Method
16887-00-6	Chloride	48.5	5.0	0.84	mg/L			1	SM 4500 Cl- B

1B-IN
INORGANIC ANALYSIS DATA SHEET
GENERAL CHEMISTRY

Client Sample ID: MW-31GL-XX
Lab Sample ID: 460-113008-9
Lab Name: TestAmerica Edison
Job No.: 460-113008-1
SDG ID.:
Matrix: Water
Date Sampled: 04/27/2016 11:20
Reporting Basis: WET
Date Received: 04/27/2016 20:00

CAS No.	Analyte	Result	RL	MDL	Units	C	Q	DIL	Method
16887-00-6	Chloride	131	10.0	1.7	mg/L			2	SM 4500 Cl- B

1B-IN
INORGANIC ANALYSIS DATA SHEET
GENERAL CHEMISTRY

Client Sample ID: MW-31MI-XX
Lab Sample ID: 460-113008-10
Lab Name: TestAmerica Edison
Job No.: 460-113008-1
SDG ID.:
Matrix: Water
Date Sampled: 04/27/2016 12:40
Reporting Basis: WET
Date Received: 04/27/2016 20:00

CAS No.	Analyte	Result	RL	MDL	Units	C	Q	DIL	Method
16887-00-6	Chloride	66.5	5.0	0.84	mg/L			1	SM 4500 Cl- B

FORM I
HPLC/IC ORGANICS ANALYSIS DATA SHEET

Lab Name: TestAmerica Pittsburgh
Job No.: 460-113008-1
SDG No.:
Client Sample ID: MW-500-XX
Lab Sample ID: 460-113008-2
Matrix: Water
Lab File ID: A-ICS2100 A 05-04-2016-7.d
Analysis Method: 300.0
Date Collected: 04/27/2016 12:00
Extraction Method:
Date Extracted:
Sample wt/vol: 1(mL)
Date Analyzed: 05/04/2016 08:48
Con. Extract Vol.:
Dilution Factor: 1
Injection Volume: 25(mL)
GC Column: AS-18 ID:
% Moisture:
GPC Cleanup:(Y/N) N
Analysis Batch No.: 175201
Units: mg/L

CAS NO.	COMPOUND NAME	RESULT	Q	RL	MDL
24959-67-9	Bromide	0.14		0.0025	0.00045

FORM I
HPLC/IC ORGANICS ANALYSIS DATA SHEET

Lab Name: TestAmerica Pittsburgh
Job No.: 460-113008-1
SDG No.:
Client Sample ID: EW-EW1-XX
Lab Sample ID: 460-113008-3
Matrix: Water
Lab File ID: A-ICS2100 A 05-05-2016-10.d
Analysis Method: 300.0
Date Collected: 04/26/2016 09:20
Extraction Method:
Date Extracted:
Sample wt/vol: 1(mL)
Date Analyzed: 05/05/2016 07:54
Con. Extract Vol.:
Dilution Factor: 5
Injection Volume: 25(mL)
GC Column: AS-18 ID:
% Moisture:
GPC Cleanup:(Y/N) N
Analysis Batch No.: 175328
Units: mg/L

CAS NO.	COMPOUND NAME	RESULT	Q	RL	MDL
24959-67-9	Bromide	0.22		0.013	0.0023

FORM I
HPLC/IC ORGANICS ANALYSIS DATA SHEET

Lab Name: TestAmerica Pittsburgh
Job No.: 460-113008-1
SDG No.:
Client Sample ID: RW-RW1RD-XX
Lab Sample ID: 460-113008-4
Matrix: Water
Lab File ID: A-ICS2100 A 05-04-2016-9.d
Analysis Method: 300.0
Date Collected: 04/26/2016 08:58
Extraction Method:
Date Extracted:
Sample wt/vol: 1(mL)
Date Analyzed: 05/04/2016 09:19
Con. Extract Vol.:
Dilution Factor: 1
Injection Volume: 25(mL)
GC Column: AS-18 ID:
% Moisture:
GPC Cleanup:(Y/N) N
Analysis Batch No.: 175201
Units: mg/L

CAS NO.	COMPOUND NAME	RESULT	Q	RL	MDL
24959-67-9	Bromide	0.10		0.0025	0.00045

FORM I
HPLC/IC ORGANICS ANALYSIS DATA SHEET

Lab Name: TestAmerica Pittsburgh
Job No.: 460-113008-1
SDG No.:
Client Sample ID: RW-RW1RS-XX
Lab Sample ID: 460-113008-5
Matrix: Water
Lab File ID: A-ICS2100 A 05-05-2016-11.d
Analysis Method: 300.0
Date Collected: 04/26/2016 08:45
Extraction Method:
Date Extracted:
Sample wt/vol: 1(mL)
Date Analyzed: 05/05/2016 08:10
Con. Extract Vol.:
Dilution Factor: 5
Injection Volume: 25(mL)
GC Column: AS-18 ID:
% Moisture:
GPC Cleanup:(Y/N) N
Analysis Batch No.: 175328
Units: mg/L

CAS NO.	COMPOUND NAME	RESULT	Q	RL	MDL
24959-67-9	Bromide	0.30		0.013	0.0023

FORM I
HPLC/IC ORGANICS ANALYSIS DATA SHEET

Lab Name: TestAmerica Pittsburgh
Job No.: 460-113008-1
SDG No.:
Client Sample ID: RW-RW100-XX
Lab Sample ID: 460-113008-6
Matrix: Water
Lab File ID: A-ICS2100 A 05-04-2016-11.d
Analysis Method: 300.0
Date Collected: 04/26/2016 10:05
Extraction Method:
Date Extracted:
Sample wt/vol: 1(mL)
Date Analyzed: 05/04/2016 09:52
Con. Extract Vol.:
Dilution Factor: 1
Injection Volume: 25(mL)
GC Column: AS-18 ID:
% Moisture:
GPC Cleanup:(Y/N) N
Analysis Batch No.: 175201
Units: mg/L

CAS NO.	COMPOUND NAME	RESULT	Q	RL	MDL
24959-67-9	Bromide	0.17		0.0025	0.00045

FORM I
HPLC/IC ORGANICS ANALYSIS DATA SHEET

Lab Name: TestAmerica Pittsburgh
Job No.: 460-113008-1
SDG No.:
Client Sample ID: IW-N13889-XX
Lab Sample ID: 460-113008-7
Matrix: Water
Lab File ID: A-ICS2100 A 05-05-2016-12.d
Analysis Method: 300.0
Date Collected: 04/27/2016 08:20
Extraction Method:
Date Extracted:
Sample wt/vol: 1(mL)
Date Analyzed: 05/05/2016 08:26
Con. Extract Vol.:
Dilution Factor: 10
Injection Volume: 25(mL)
GC Column: AS-18 ID:
% Moisture:
GPC Cleanup:(Y/N) N
Analysis Batch No.: 175328
Units: mg/L

CAS NO.	COMPOUND NAME	RESULT	Q	RL	MDL
24959-67-9	Bromide	1.43		0.025	0.0045

FORM I
HPLC/IC ORGANICS ANALYSIS DATA SHEET

Lab Name: TestAmerica Pittsburgh
Job No.: 460-113008-1
SDG No.:
Client Sample ID: MW-31ML-XX
Lab Sample ID: 460-113008-8
Matrix: Water
Lab File ID: A-ICS2100 A 05-04-2016-13.d
Analysis Method: 300.0
Date Collected: 04/27/2016 10:05
Extraction Method:
Date Extracted:
Sample wt/vol: 1(mL)
Date Analyzed: 05/04/2016 10:26
Con. Extract Vol.:
Dilution Factor: 1
Injection Volume: 25(mL)
GC Column: AS-18 ID:
% Moisture:
GPC Cleanup:(Y/N) N
Analysis Batch No.: 175201
Units: mg/L

CAS NO.	COMPOUND NAME	RESULT	Q	RL	MDL
24959-67-9	Bromide	0.039		0.0025	0.00045

FORM I
HPLC/IC ORGANICS ANALYSIS DATA SHEET

Lab Name: TestAmerica Pittsburgh
Job No.: 460-113008-1
SDG No.:
Client Sample ID: MW-31GL-XX
Lab Sample ID: 460-113008-9
Matrix: Water
Lab File ID: A-ICS2100 A 05-05-2016-13.d
Analysis Method: 300.0
Date Collected: 04/27/2016 11:20
Extraction Method:
Date Extracted:
Sample wt/vol: 1(mL)
Date Analyzed: 05/05/2016 08:41
Con. Extract Vol.: 1.0(mL)
Dilution Factor: 5
Injection Volume: 25(mL)
GC Column: AS-18 ID:
% Moisture:
GPC Cleanup:(Y/N) N
Analysis Batch No.: 175328
Units: mg/L

CAS NO.	COMPOUND NAME	RESULT	Q	RL	MDL
24959-67-9	Bromide	0.20		0.013	0.0023

FORM I
HPLC/IC ORGANICS ANALYSIS DATA SHEET

Lab Name: TestAmerica Pittsburgh
Job No.: 460-113008-1
SDG No.:
Client Sample ID: MW-31MI-XX
Lab Sample ID: 460-113008-10
Matrix: Water
Lab File ID: A-ICS2100 A 05-05-2016-7.d
Analysis Method: 300.0
Date Collected: 04/27/2016 12:40
Extraction Method:
Date Extracted:
Sample wt/vol: 1(mL)
Date Analyzed: 05/05/2016 07:05
Con. Extract Vol.:
Dilution Factor: 1
Injection Volume: 25(mL)
GC Column: AS-18 ID:
% Moisture:
GPC Cleanup:(Y/N) N
Analysis Batch No.: 175328
Units: mg/L

CAS NO.	COMPOUND NAME	RESULT	Q	RL	MDL
24959-67-9	Bromide	0.15		0.0025	0.00045

Appendix C

Support Documentation

CASE NARRATIVE

Client: Tetra Tech GEO

Project: LMC - Great Neck

Report Number: 460-113008-1

This case narrative is in the form of an exception report, where only the anomalies related to this report, method specific performance and/or QA/QC issues are discussed. If there are no issues to report, this narrative will include a statement that documents that there are no relevant data issues.

It should be noted that samples with elevated Reporting Limits (RLs) as a result of a dilution may not be able to satisfy customer reporting limits in some cases. Such increases in the RLs are unavoidable but acceptable consequence of sample dilution that enables quantification of target analytes or interferences which exceed the calibration range of the instrument.

Calculations are performed before rounding to avoid round-off errors in calculated results.

All holding times were met and proper preservation noted for the methods performed on these samples, unless otherwise detailed in the individual sections below.

RECEIPT
The samples were received on 4/27/2016 8:00 PM; the samples arrived in good condition, properly preserved and, where required, on ice. The temperature of the cooler at receipt was 2.4° C.

Note: All samples which require thermal preservation are considered acceptable if the arrival temperature is within 2C of the required temperature or method specified range. For samples with a specified temperature of 4C, samples with a temperature ranging from just above freezing temperature of water to 6C shall be acceptable. Samples that are hand delivered immediately following collection may not meet these criteria, however they will be deemed acceptable according to NELAC standards, if there is evidence that the chilling process has begun, such as arrival on ice, etc.

VOLATILE ORGANIC COMPOUNDS (GC-MS) - SELECTED ION MODE (SIM)
Samples QC-TB042616 (460-113008-1), MW-500-XX (460-113008-2), EW-EW1-XX (460-113008-3), RW-RW1RD-XX (460-113008-4), RW-RW1RS-XX (460-113008-5), RW-RW100-XX (460-113008-6), IW-N13889-XX (460-113008-7), MW-31ML-XX (460-113008-8), MW-31GL-XX (460-113008-9) and MW-31MI-XX (460-113008-10) were analyzed for volatile organic compounds (GC-MS) - Selected Ion Mode (SIM) in accordance with EPA SW-846 Method 8260B SIM. The samples were analyzed on 05/02/2016, 05/04/2016 and 05/05/2016.

No difficulties were encountered during the volatile organic compounds (GC-MS) - Selected Ion Mode (SIM) analysis.

All quality control parameters were within the acceptance limits.

CLP VOLATILES (LL)
Samples QC-TB042616 (460-113008-1), MW-500-XX (460-113008-2), EW-EW1-XX (460-113008-3), RW-RW1RD-XX (460-113008-4), RW-RW1RS-XX (460-113008-5), RW-RW100-XX (460-113008-6), IW-N13889-XX (460-113008-7), MW-31ML-XX (460-113008-8), MW-31GL-XX (460-113008-9) and MW-31MI-XX (460-113008-10) were analyzed for CLP volatiles (LL) in accordance with OLM04.2 Method Volatiles (Low Level - LL). The samples were analyzed on 05/04/2016 and 05/05/2016.

The continuing calibration verification (CCV) associated with batch 460-366326 recovered outside control limits for Bromomethane. The samples associated with this CCV were non-detects for the affected analyte; therefore, the data have been reported.

The continuing calibration verification (CCV) associated with batch 460-366098 recovered outside control limits for Bromomethane. The samples associated with this CCV were non-detects for the affected analyte; therefore, the data have been reported.

Freon 115 failed the recovery criteria low for the MS of sample MW-31MI-XXMS (460-113008-10) in batch 460-366098.

Refer to the QC report for details.

Samples MW-500-XX (460-113008-2)[5X] and MW-31MI-XX (460-113008-10)[5X] required dilution prior to analysis. The reporting limits have been adjusted accordingly.

The following samples were diluted to bring the concentration of target analytes within the calibration range: MW-500-XX (460-113008-2) and MW-31MI-XX (460-113008-10). Elevated reporting limits (RLs) are provided.

No other difficulties were encountered during the volatiles analysis.

All other quality control parameters were within the acceptance limits.

CHLORIDE

Samples MW-500-XX (460-113008-2), EW-EW1-XX (460-113008-3), RW-RW1RD-XX (460-113008-4), RW-RW1RS-XX (460-113008-5), RW-RW100-XX (460-113008-6), IW-N13889-XX (460-113008-7), MW-31ML-XX (460-113008-8), MW-31GL-XX (460-113008-9) and MW-31MI-XX (460-113008-10) were analyzed for chloride in accordance with SM 4500 CL B. The samples were analyzed on 05/04/2016.

Samples EW-EW1-XX (460-113008-3)[4X], RW-RW1RD-XX (460-113008-4)[2X], RW-RW1RS-XX (460-113008-5)[4X], RW-RW100-XX (460-113008-6)[2X], IW-N13889-XX (460-113008-7)[4X] and MW-31GL-XX (460-113008-9)[2X] required dilution prior to analysis. The reporting limits have been adjusted accordingly.

No other difficulties were encountered during the chloride analysis.

All quality control parameters were within the acceptance limits.

ANIONS, ION CHROMATOGRAPHY

Samples MW-500-XX (460-113008-2), EW-EW1-XX (460-113008-3), RW-RW1RD-XX (460-113008-4), RW-RW1RS-XX (460-113008-5), RW-RW100-XX (460-113008-6), IW-N13889-XX (460-113008-7), MW-31ML-XX (460-113008-8), MW-31GL-XX (460-113008-9) and MW-31MI-XX (460-113008-10) were analyzed for Anions, Ion Chromatography in accordance with EPA Method 300.0_28D Anions by Ion Chromatograph (Low Level - LL). The samples were analyzed on 05/04/2016 and 05/05/2016.

Samples EW-EW1-XX (460-113008-3)[5X], RW-RW1RS-XX (460-113008-5)[5X], IW-N13889-XX (460-113008-7)[10X] and MW-31GL-XX (460-113008-9)[5X] required dilution prior to analysis. The reporting limits have been adjusted accordingly.

No other difficulties were encountered during the Anions, Ion Chromatography analysis.

All quality control parameters were within the acceptance limits.

Qualifiers

GC/MS VOA

Qualifier	Qualifier Description
U	Indicates the analyte was analyzed for but not detected.
D	Sample results are obtained from a dilution; the surrogate or matrix spike recoveries reported are calculated from diluted samples.
J	Result is less than the RL but greater than or equal to the MDL and the concentration is an approximate value.
F1	MS and/or MSD Recovery is outside acceptance limits.
E	Result exceeded calibration range.

GC/MS VOA TICs

Qualifier	Qualifier Description
J	Indicates an Estimated Value for TICs
N	This flag indicates the presumptive evidence of a compound.

HPLC/IC

Qualifier	Qualifier Description
U	Indicates the analyte was analyzed for but not detected.

General Chemistry

Qualifier	Qualifier Description
U	Indicates the analyte was analyzed for but not detected.

Glossary

Abbreviation	These commonly used abbreviations may or may not be present in this report.
¤	Listed under the "D" column to designate that the result is reported on a dry weight basis
%R	Percent Recovery
CFL	Contains Free Liquid
CNF	Contains no Free Liquid
DER	Duplicate error ratio (normalized absolute difference)
Dil Fac	Dilution Factor
DL, RA, RE, IN	Indicates a Dilution, Re-analysis, Re-extraction, or additional Initial metals/anion analysis of the sample
DLC	Decision level concentration
MDA	Minimum detectable activity
EDL	Estimated Detection Limit
MDC	Minimum detectable concentration
MDL	Method Detection Limit
ML	Minimum Level (Dioxin)
NC	Not Calculated
ND	Not detected at the reporting limit (or MDL or EDL if shown)
PQL	Practical Quantitation Limit
QC	Quality Control
RER	Relative error ratio
RL	Reporting Limit or Requested Limit (Radiochemistry)
RPD	Relative Percent Difference, a measure of the relative difference between two points
TEF	Toxicity Equivalent Factor (Dioxin)
TEQ	Toxicity Equivalent Quotient (Dioxin)

Sample Summary

Client: Tetra Tech GEO
Project/Site: LMC - Great Neck

TestAmerica Job ID: 460-113008-1

Lab Sample ID	Client Sample ID	Matrix	Collected	Received
460-113008-1	QC-TB042616	Water	04/26/16 10:05	04/27/16 20:00
460-113008-2	MW-500-XX	Water	04/27/16 12:00	04/27/16 20:00
460-113008-3	EW-EW1-XX	Water	04/26/16 09:20	04/27/16 20:00
460-113008-4	RW-RW1RD-XX	Water	04/26/16 08:58	04/27/16 20:00
460-113008-5	RW-RW1RS-XX	Water	04/26/16 08:45	04/27/16 20:00
460-113008-6	RW-RW100-XX	Water	04/26/16 10:05	04/27/16 20:00
460-113008-7	IW-N13889-XX	Water	04/27/16 08:20	04/27/16 20:00
460-113008-8	MW-31ML-XX	Water	04/27/16 10:05	04/27/16 20:00
460-113008-9	MW-31GL-XX	Water	04/27/16 11:20	04/27/16 20:00
460-113008-10	MW-31MI-XX	Water	04/27/16 12:40	04/27/16 20:00

Method Summary

Client: Tetra Tech GEO
Project/Site: LMC - Great Neck

TestAmerica Job ID: 460-113008-1

Method	Method Description	Protocol	Laboratory
8260C SIM	Volatile Organic Compounds (GC/MS)	SW846	TAL EDI
OLM04.2/VOL	Volatile Organic Compounds (GC/MS)	OLM04.2	TAL EDI
300.0	Anions, Ion Chromatography	MCAWW	TAL PIT
SM 4500 Cl- B	Chloride	SM	TAL EDI

Protocol References:

MCAWW = "Methods For Chemical Analysis Of Water And Wastes", EPA-600/4-79-020, March 1983 And Subsequent Revisions.
OLM04.2 = "Statement of Work for Organic Analysis", Multi-Media, Multi-Concentration September 1998
SM = "Standard Methods For The Examination Of Water And Wastewater",
SW846 = "Test Methods For Evaluating Solid Waste, Physical/Chemical Methods", Third Edition, November 1986 And Its Updates.

Laboratory References:

TAL EDI = TestAmerica Edison, 777 New Durham Road, Edison, NJ 08817, TEL (732)549-3900
TAL PIT = TestAmerica Pittsburgh, 301 Alpha Drive, RIDC Park, Pittsburgh, PA 15238, TEL (412)963-7058

lew Durham Road
n, New Jersey 08817
e: (732) 549-3900 Fax: (732) 549-3679

TestAmerica
THE LEADER IN ENVIRONMENTAL TESTING

460-113008 Chain of Custody

CHAIN OF CUSTODY / A

Name (for report and invoice) STEVE FELDMANN	Samplers Name (Printed) ANDREW REILLY, Jr. Bulk, Ray Wagner,	Site/Project Identification LMC - GREAT NECK
Company TETRA TECH	P. O. #	State (Location of site): NJ: ☐ NY: ☒ Other:
		Regulatory Program:
Address 295 ROUTE 22E, SUITE 104C	Analysis Turnaround Time: Standard ☐	LAB USE ONLY Project No:
City WHITE HOUSE STATION, State NJ	Rush Charges Authorized For: 2 Week ☐ 1 Week ☐ Other ☐	Job No: 113008
Phone (908) 534-2303 Fax		

ANALYSIS REQUESTED (ENTER "X" BELOW TO INDICATE REQUEST)

Sample Identification	Date	Time	Matrix	No. of Cont.	TCL VOCs + TICs + Freons (CLP 04.2)	Cyanide (EPA 300.1)	Chloride (SM 4500)	1-4 Dioxane 8260C SIM							Sample Numbers
QC-TB042616	4/26/16	—	GW	3	X										-1
MW-500-XX	4/27/16	1200	GW	6	X	X	X	X							-2
EW-EW1-XX	4/26/16	0720	GW	6	X	X	X	X							-3
RW-RW1RD-XX	4/26/16	0858	GW	6	X	X	X	X							-4
RW-RW1RS-XX	4/26/16	0845	GW	6	X	X	X	X							-5
RW-RW100-XX	4/26/16	1005	GW	6	X	X	X	X							-6
IW-N13889-XX	4/27/16	0820	GW	6	X	X	X	X							-7
MW-31ML-XX	4/27/16	1005	GW	6	X	X	X	X							-8
MW-31GL-XX	4/27/16	1120	GW	6	X	X	X	X							-9
MW-31MI-XX	4/27/16	1240	GW	6	X	X	X	X							-10

Preservation Used: 1 = ICE, 2 = HCl, 3 = H_2SO_4, 4 = HNO_3, 5 = NaOH Soil:
6 = Other _____, 7 = Other _____ Water:

Special Instructions _____ Water Metals Filtered (Yes/No)? _____

Relinquished by	Company	Date / Time	Received by	Company
[signature]	TETRA TECH	4/27/16 1500	1) [signature]	TA
Relinquished by 2) [signature]	Company T. A	Date / Time 4/27/16 1920	Received by 2) [signature]	Company TA 6d 4/27/16 20:00
Relinquished by 3)	Company	Date / Time	Received by 3)	Company
Relinquished by 4)	Company	Date / Time	Received by 4)	Company

Laboratory Certifications: New Jersey (12028), New York (11452), Pennsylvania (68-522), Connecticut (PH-0200), Rhode Island (132). TAL - 0016 (0814)

Massachusetts (M-NJ312), North Carolina (No. 578) 1.4 / 2.4 5 kg 6 WOC

777 New Durham Road
Edison, New Jersey 08817
Phone: (732) 549-3900 Fax: (732) 549-3679

TestAmerica
THE LEADER IN ENVIRONMENTAL TESTING

CHAIN OF CUSTODY / ANALYSIS REQUEST

Name (for report and invoice): STEVE FELDMANN	Samplers Name (Printed): Jon Rule / Ray	Site/Project Identification
Company: TETRA TECH	P. O. #:	State (Location of site): NJ: ☐ NY: ☒ Other:
		Regulatory Program: DKQP: ☐
Address: 295 ROUTE 22E, SUITE 104E	Analysis Turnaround Time: Standard ☐	LAB USE ONLY Project No:
City: WHITEHOUSE STATION, State: NJ	Rush Charges Authorized For: 2 Week ☐ 1 Week ☐ Other ☐	Job No: 113008
Phone: (908) 534-2502 Fax:		

ANALYSIS REQUESTED (ENTER "X" BELOW TO INDICATE REQUEST)

Sample Identification	Date	Time	Matrix	No. of Cont.	TL - VOCs + TICs + FREONS (OLM 04.2)	BROMIDE (EPA 300.0)	CHLORIDE (SM4500)	1-4 - DIOXANE 8270C							Sample Numbers
MW - 31MI - MS	4/27/16	1240	GW	6	X	X	X	X							-10
MW - 31MI - MSD	4/27/16	1240	GW	6	X	X	X	X							-10

Preservation Used: 1 = ICE, 2 = HCl, 3 = H_2SO_4, 4 = HNO_3, 5 = NaOH
6 = Other _____, 7 = Other _____

Soil:
Water:

Special Instructions _____ Water Metals Filtered (Yes/No)? _____

Relinquished by	Company	Date / Time	Received by	Company
[signature]	TETRA TECH	4/27/16 1500	1) [signature]	TA
Relinquished by 2) [signature]	Company [signature]	Date / Time 4/27/16 20:00	Received by 2) [signature]	Company TA 4/27/16 2000
Relinquished by 3)	Company	Date / Time	Received by 3)	Company
Relinquished by 4)	Company	Date / Time	Received by 4)	Company

Laboratory Certifications: New Jersey (12028), New York (11452), Pennsylvania (68-522), Connecticut (PH-0200), Rhode Island (132). TAL - 0016 (0715)

Massachusetts (M-NJ312), North Carolina (No. 578)

TestAmerica Edison
777 New Durham Road
Edison, NJ 08817
Phone (732) 549-3900 Fax (732) 549-3679

Chain of Custody Record

460-113008 Chain of Custody

TestAmerica — LEADER IN ENVIRONMENTAL TESTING

Client Information (Sub Contract Lab)	Sampler:	Lab PM: Meidhof, Marie A	5369.1
Client Contact: Shipping/Receiving	Phone:	E-Mail: marie.meidhof@testamericainc.com	Page 1 of 1
Company: TestAmerica Laboratories, Inc.			Job #: 460-113008-1
Address: 301 Alpha Drive, RIDC Park,	Due Date Requested: 5/9/2016		
City: Pittsburgh	TAT Requested (days):		
State, Zip: PA, 15238			
Phone: 412-963-7058(Tel) 412-963-2468(Fax)	PO #:		
Email:	WO #:		
Project Name: LMC - Great Neck	Project #: 46018731		
Site:	SSOW#:		

Analysis Requested

Preservation Codes:

A - HCL, B - NaOH, C - Zn Acetate, D - Nitric Acid, E - NaHSO4, F - MeOH, G - Amchlor, H - Ascorbic Acid, I - Ice, J - DI Water, K - EDTA, L - EDA, M - Hexane, N - None, O - AsNaO2, P - Na2O4S, Q - Na2SO3, R - Na2S2O3, S - H2SO4, T - TSP Dodecahydrate, U - Acetone, V - MCAA, W - ph 4-5, Z - other (specify)

Other:

Sample Identification - Client ID (Lab ID)	Sample Date	Sample Time	Sample Type (C=comp, G=grab)	Matrix (W=water, S=solid, O=waste/oil, BT=Tissue, A=Air)	Field Filtered Sample (Yes or No)	Perform MS/MSD (Yes or No)	300_28D_LL_OF/ Bromide (Low Level)	Total Number of containers	Special Instructions/Note:
			Preservation Code:						
MW-500-XX (460-113008-2)	4/27/16	12:00 Eastern		Water			X	1	
EW-EW1-XX (460-113008-3)	4/26/16	09:20 Eastern		Water			X	1	
RW-RW1RD-XX (460-113008-4)	4/26/16	08:58 Eastern		Water			X	1	
RW-RW1RS-XX (460-113008-5)	4/26/16	08:45 Eastern		Water			X	1	
RW-RW100-XX (460-113008-6)	4/26/16	10:05 Eastern		Water			X	1	
IW-N13889-XX (460-113008-7)	4/27/16	08:20 Eastern		Water			X	1	
MW-31ML-XX (460-113008-8)	4/27/16	10:05 Eastern		Water			X	1	
MW-31GL-XX (460-113008-9)	4/27/16	11:20 Eastern		Water			X	1	
MW-31MI-XX (460-113008-10)	4/27/16	12:40 Eastern		Water			X	1	
MW-31MI-XX (460-113008-10MS)	4/27/16	12:40 Eastern	MS	Water			X	1	
MW-31MI-XX (460-113008-10MSD)	4/27/16	12:40 Eastern	MSD	Water			X	1	

Possible Hazard Identification
Unconfirmed

Sample Disposal (A fee may be assessed if samples are retained longer than 1 month)
☐ *Return To Client* ☐ *Disposal By Lab* ☐ *Archive For* _____ *Months*

Deliverable Requested: I, II, III, IV, Other (specify)

Special Instructions/QC Requirements:

Empty Kit Relinquished by: | Date: | Time: | Method of Shipment:

Relinquished by:	Date/Time:	Company	Received by:	Date/Time:	Company
[signature]	5/2/16/1800	RST	[signature]	5/3/16 0930	TAEDA
Relinquished by:	Date/Time:	Company	Received by:	Date/Time:	Company
Relinquished by:	Date/Time:	Company	Received by:	Date/Time:	Company

Custody Seals Intact: Δ Yes Δ No | Custody Seal No.: | Cooler Temperature(s) °C and Other Remarks:

Login Sample Receipt Checklist

Client: Tetra Tech GEO

Job Number: 460-113008-1

Login Number: 113008
List Number: 1
Creator: Rivera, Kenneth

List Source: TestAmerica Edison

Question	Answer	Comment
Radioactivity wasn't checked or is </= background as measured by a survey meter.	N/A	
The cooler's custody seal, if present, is intact.	N/A	Not present
Sample custody seals, if present, are intact.	N/A	
The cooler or samples do not appear to have been compromised or tampered with.	True	
Samples were received on ice.	True	
Cooler Temperature is acceptable.	True	
Cooler Temperature is recorded.	True	2.4°C, IR #6
COC is present.	True	
COC is filled out in ink and legible.	True	
COC is filled out with all pertinent information.	True	
Is the Field Sampler's name present on COC?	True	
There are no discrepancies between the containers received and the COC.	True	
Samples are received within Holding Time (excluding tests with immediate HTs)	True	
Sample containers have legible labels.	True	
Containers are not broken or leaking.	True	
Sample collection date/times are provided.	True	
Appropriate sample containers are used.	True	
Sample bottles are completely filled.	True	
Sample Preservation Verified.	True	
There is sufficient vol. for all requested analyses, incl. any requested MS/MSDs	True	
Containers requiring zero headspace have no headspace or bubble is <6mm (1/4").	True	
Multiphasic samples are not present.	True	
Samples do not require splitting or compositing.	True	
Residual Chlorine Checked.	N/A	No analysis requiring residual chlorine check assigned.

Login Sample Receipt Checklist

Client: Tetra Tech GEO

Job Number: 460-113008-1

Login Number: 113008
List Number: 2
Creator: Neri, Tom

List Source: TestAmerica Pittsburgh
List Creation: 05/03/16 11:58 AM

Question	Answer	Comment
Radioactivity wasn't checked or is </= background as measured by a survey meter.	True	
The cooler's custody seal, if present, is intact.	True	
Sample custody seals, if present, are intact.	True	
The cooler or samples do not appear to have been compromised or tampered with.	True	
Samples were received on ice.	True	
Cooler Temperature is acceptable.	True	2.1
Cooler Temperature is recorded.	True	
COC is present.	True	
COC is filled out in ink and legible.	True	
COC is filled out with all pertinent information.	True	
Is the Field Sampler's name present on COC?	True	
There are no discrepancies between the containers received and the COC.	True	
Samples are received within Holding Time (excluding tests with immediate HTs)	True	
Sample containers have legible labels.	True	
Containers are not broken or leaking.	True	
Sample collection date/times are provided.	True	
Appropriate sample containers are used.	True	
Sample bottles are completely filled.	True	
Sample Preservation Verified.	True	
There is sufficient vol. for all requested analyses, incl. any requested MS/MSDs	True	
Containers requiring zero headspace have no headspace or bubble is <6mm (1/4").	True	
Multiphasic samples are not present.	True	
Samples do not require splitting or compositing.	True	
Residual Chlorine Checked.	N/A	

FORM II
GC/MS VOA SURROGATE RECOVERY

Lab Name: TestAmerica Edison Job No.: 460-113008-1

SDG No.:

Matrix: Water Level: Low

GC Column (1): Rtx-624 ID: 0.25(mm)

Client Sample ID	Lab Sample ID	DCA #	TOL #	BFB #
QC-TB042616	460-113008-1	106	101	104
MW-500-XX	460-113008-2	105	98	103
MW-500-XX DL	460-113008-2 DL	106 D	98 D	102 D
EW-EW1-XX	460-113008-3	103	100	105
RW-RW1RD-XX	460-113008-4	108	98	104
RW-RW1RS-XX	460-113008-5	108	98	103
RW-RW100-XX	460-113008-6	103	97	104
IW-N13889-XX	460-113008-7	107	100	104
MW-31ML-XX	460-113008-8	108	98	106
MW-31GL-XX	460-113008-9	108	99	104
MW-31MI-XX	460-113008-10	105	100	105
MW-31MI-XX DL	460-113008-10 DL	111 D	97 D	102 D
	MB 460-366098/8	108	99	106
	MB 460-366326/7	106	100	102
	LCS 460-366098/4	97	98	100
	LCS 460-366326/3	100	96	102
	LCSD 460-366326/4	97	101	102
MW-31MI-XX MS	460-113008-10 MS	102	99	107
MW-31MI-XX MSD	460-113008-10 MSD	102	95	104
	STOBLK 460-366326/30	107	99	102

	QC LIMITS
DCA = 1,2-Dichloroethane-d4 (Surr)	76-114
TOL = Toluene-d8 (Surr)	88-110
BFB = Bromofluorobenzene	86-115

Column to be used to flag recovery values

FORM II OLM04.2/VOL

FORM III
GC/MS VOA LAB CONTROL SAMPLE RECOVERY

Lab Name: TestAmerica Edison Job No.: 460-113008-1

SDG No.:

Matrix: Water Level: Low Lab File ID: V45066.D

Lab ID: LCS 460-366098/4 Client ID:

COMPOUND	SPIKE ADDED (ug/L)	LCS CONCENTRATION (ug/L)	LCS % REC	QC LIMITS REC	#
1,1,1-Trichloroethane	50.0	45.0	90	70-130	
1,1,2,2-Tetrachloroethane	50.0	45.0	90	70-130	
1,1,2-Trichloro-1,2,2-trifluoroethane	50.0	42.8	86	70-130	
1,1,2-Trichloroethane	50.0	46.9	94	70-130	
1,1-Dichloroethane	50.0	42.0	84	70-130	
1,1-Dichloroethene	50.0	42.2	84	61-145	
1,2,4-Trichlorobenzene	50.0	44.7	89	70-130	
1,2-Dibromo-3-Chloropropane	50.0	47.7	95	70-130	
1,2-Dibromoethane	50.0	46.8	94	70-130	
1,2-Dichlorobenzene	50.0	45.0	90	70-130	
1,2-Dichloroethane	50.0	44.6	89	70-130	
1,2-Dichloropropane	50.0	43.7	87	70-130	
1,3-Dichlorobenzene	50.0	44.5	89	70-130	
1,4-Dichlorobenzene	50.0	44.9	90	70-130	
2-Hexanone	50.0	46.0	92	70-130	
Acetone	50.0	43.3	87	70-130	
Benzene	50.0	43.8	88	76-127	
Bromodichloromethane	50.0	45.8	92	70-130	
Bromoform	50.0	46.6	93	70-130	
Bromomethane	50.0	42.7	85	70-130	
Carbon disulfide	50.0	40.9	82	70-130	
Carbon tetrachloride	50.0	44.5	89	70-130	
Chlorobenzene	50.0	42.8	86	75-130	
Chlorodifluoromethane	50.0	47.7	95	70-130	
Chloroethane	50.0	42.7	85	70-130	
Chloroform	50.0	42.8	86	70-130	
Chloromethane	50.0	41.9	84	70-130	
cis-1,2-Dichloroethene	50.0	43.6	87	70-130	
cis-1,3-Dichloropropene	50.0	45.8	92	70-130	
Cyclohexane	50.0	44.2	88	70-130	
Dibromochloromethane	50.0	44.3	89	70-130	
Dichlorodifluoromethane	50.0	45.0	90	70-130	
Ethylbenzene	50.0	41.8	84	70-130	
Freon 11	50.0	43.9	88	70-130	
Freon 115	50.0	44.8	90	70-130	
Freon 123	50.0	44.6	89	70-130	
Freon 152a	50.0	45.2	90	70-130	
Isopropylbenzene	50.0	43.5	87	70-130	
m&p-Xylene	100	85.3	85	70-130	
Methyl acetate	50.0	45.2	90	70-130	
Methyl ethyl ketone (MEK)	50.0	44.7	89	70-130	

Column to be used to flag recovery and RPD values

FORM III OLM04.2/VOL

FORM III
GC/MS VOA LAB CONTROL SAMPLE RECOVERY

Lab Name: TestAmerica Edison Job No.: 460-113008-1

SDG No.:

Matrix: Water Level: Low Lab File ID: V45066.D

Lab ID: LCS 460-366098/4 Client ID:

COMPOUND	SPIKE ADDED (ug/L)	LCS CONCENTRATION (ug/L)	LCS % REC	QC LIMITS REC	#
Methyl isobutyl ketone (MIBK)	50.0	44.6	89	70-130	
Methyl tert-butyl ether	50.0	46.4	93	70-130	
Methylcyclohexane	50.0	43.5	87	70-130	
Methylene Chloride	50.0	43.7	87	70-130	
o-Xylene	50.0	42.5	85	70-130	
Styrene	50.0	42.8	86	70-130	
Tetrachloroethene	50.0	41.8	84	70-130	
Toluene	50.0	42.9	86	76-125	
trans-1,2-Dichloroethene	50.0	42.4	85	70-130	
trans-1,3-Dichloropropene	50.0	45.5	91	70-130	
Trichloroethene	50.0	42.5	85	71-120	
Vinyl chloride	50.0	41.6	83	70-130	
Xylenes, Total	150	128	85	70-130	

Column to be used to flag recovery and RPD values

FORM III OLM04.2/VOL

FORM III
GC/MS VOA LAB CONTROL SAMPLE RECOVERY

Lab Name: TestAmerica Edison Job No.: 460-113008-1

SDG No.:

Matrix: Water Level: Low Lab File ID: V45098.D

Lab ID: LCS 460-366326/3 Client ID:

COMPOUND	SPIKE ADDED (ug/L)	LCS CONCENTRATION (ug/L)	LCS % REC	QC LIMITS REC	#
1,1,1-Trichloroethane	50.0	51.6	103	70-130	
1,1,2,2-Tetrachloroethane	50.0	55.8	112	70-130	
1,1,2-Trichloro-1,2,2-trifluoroethane	50.0	49.8	100	70-130	
1,1,2-Trichloroethane	50.0	54.6	109	70-130	
1,1-Dichloroethane	50.0	52.0	104	70-130	
1,1-Dichloroethene	50.0	50.8	102	61-145	
1,2,4-Trichlorobenzene	50.0	56.5	113	70-130	
1,2-Dibromo-3-Chloropropane	50.0	55.0	110	70-130	
1,2-Dibromoethane	50.0	52.0	104	70-130	
1,2-Dichlorobenzene	50.0	53.2	106	70-130	
1,2-Dichloroethane	50.0	52.7	105	70-130	
1,2-Dichloropropane	50.0	52.8	106	70-130	
1,3-Dichlorobenzene	50.0	52.2	104	70-130	
1,4-Dichlorobenzene	50.0	52.6	105	70-130	
2-Hexanone	50.0	58.3	117	70-130	
Acetone	50.0	51.8	104	70-130	
Benzene	50.0	50.5	101	76-127	
Bromodichloromethane	50.0	53.1	106	70-130	
Bromoform	50.0	55.1	110	70-130	
Bromomethane	50.0	50.1	100	70-130	
Carbon disulfide	50.0	49.5	99	70-130	
Carbon tetrachloride	50.0	53.3	107	70-130	
Chlorobenzene	50.0	52.1	104	75-130	
Chlorodifluoromethane	50.0	50.0	100	70-130	
Chloroethane	50.0	50.3	101	70-130	
Chloroform	50.0	50.9	102	70-130	
Chloromethane	50.0	50.6	101	70-130	
cis-1,2-Dichloroethene	50.0	49.3	99	70-130	
cis-1,3-Dichloropropene	50.0	53.5	107	70-130	
Cyclohexane	50.0	50.1	100	70-130	
Dibromochloromethane	50.0	54.6	109	70-130	
Dichlorodifluoromethane	50.0	49.9	100	70-130	
Ethylbenzene	50.0	52.9	106	70-130	
Freon 11	50.0	49.2	98	70-130	
Freon 115	50.0	49.4	99	70-130	
Freon 123	50.0	51.6	103	70-130	
Freon 152a	50.0	49.1	98	70-130	
Isopropylbenzene	50.0	49.7	99	70-130	
m&p-Xylene	100	106	106	70-130	
Methyl acetate	50.0	51.3	103	70-130	
Methyl ethyl ketone (MEK)	50.0	54.8	110	70-130	

Column to be used to flag recovery and RPD values

FORM III OLM04.2/VOL

FORM III
GC/MS VOA LAB CONTROL SAMPLE RECOVERY

Lab Name: TestAmerica Edison Job No.: 460-113008-1

SDG No.:

Matrix: Water Level: Low Lab File ID: V45098.D

Lab ID: LCS 460-366326/3 Client ID:

COMPOUND	SPIKE ADDED (ug/L)	LCS CONCENTRATION (ug/L)	LCS % REC	QC LIMITS REC	#
Methyl isobutyl ketone (MIBK)	50.0	57.3	115	70-130	
Methyl tert-butyl ether	50.0	52.5	105	70-130	
Methylcyclohexane	50.0	50.4	101	70-130	
Methylene Chloride	50.0	50.9	102	70-130	
o-Xylene	50.0	52.9	106	70-130	
Styrene	50.0	52.7	105	70-130	
Tetrachloroethene	50.0	52.0	104	70-130	
Toluene	50.0	52.1	104	76-125	
trans-1,2-Dichloroethene	50.0	50.6	101	70-130	
trans-1,3-Dichloropropene	50.0	54.3	109	70-130	
Trichloroethene	50.0	51.7	103	71-120	
Vinyl chloride	50.0	49.8	100	70-130	
Xylenes, Total	150	159	106	70-130	

Column to be used to flag recovery and RPD values

FORM III OLM04.2/VOL

FORM III
GC/MS VOA LAB CONTROL SAMPLE DUPLICATE RECOVERY

Lab Name: TestAmerica Edison Job No.: 460-113008-1

SDG No.:

Matrix: Water Level: Low Lab File ID: V45099.D

Lab ID: LCSD 460-366326/4 Client ID:

COMPOUND	SPIKE ADDED (ug/L)	LCSD CONCENTRATION (ug/L)	LCSD % REC	% RPD	QC LIMITS RPD	QC LIMITS REC	#
1,1,1-Trichloroethane	50.0	54.2	108	5	30	70-130	
1,1,2,2-Tetrachloroethane	50.0	57.2	114	2	30	70-130	
1,1,2-Trichloro-1,2,2-trifluoroethane	50.0	51.5	103	3	30	70-130	
1,1,2-Trichloroethane	50.0	56.4	113	3	30	70-130	
1,1-Dichloroethane	50.0	50.5	101	3	30	70-130	
1,1-Dichloroethene	50.0	52.5	105	3	14	61-145	
1,2,4-Trichlorobenzene	50.0	61.7	123	9	30	70-130	
1,2-Dibromo-3-Chloropropane	50.0	60.0	120	9	30	70-130	
1,2-Dibromoethane	50.0	54.6	109	5	30	70-130	
1,2-Dichlorobenzene	50.0	54.8	110	3	30	70-130	
1,2-Dichloroethane	50.0	53.0	106	1	30	70-130	
1,2-Dichloropropane	50.0	55.6	111	5	30	70-130	
1,3-Dichlorobenzene	50.0	54.2	108	4	30	70-130	
1,4-Dichlorobenzene	50.0	56.4	113	7	30	70-130	
2-Hexanone	50.0	61.9	124	6	30	70-130	
Acetone	50.0	55.6	111	7	30	70-130	
Benzene	50.0	52.9	106	4	11	76-127	
Bromodichloromethane	50.0	53.6	107	1	30	70-130	
Bromoform	50.0	56.8	114	3	30	70-130	
Bromomethane	50.0	51.3	103	2	30	70-130	
Carbon disulfide	50.0	52.0	104	5	30	70-130	
Carbon tetrachloride	50.0	56.4	113	6	30	70-130	
Chlorobenzene	50.0	53.2	106	2	13	75-130	
Chlorodifluoromethane	50.0	52.8	106	6	30	70-130	
Chloroethane	50.0	51.4	103	2	30	70-130	
Chloroform	50.0	51.3	103	1	30	70-130	
Chloromethane	50.0	50.9	102	1	30	70-130	
cis-1,2-Dichloroethene	50.0	51.1	102	4	30	70-130	
cis-1,3-Dichloropropene	50.0	55.0	110	3	30	70-130	
Cyclohexane	50.0	54.4	109	8	30	70-130	
Dibromochloromethane	50.0	55.4	111	1	30	70-130	
Dichlorodifluoromethane	50.0	52.1	104	4	30	70-130	
Ethylbenzene	50.0	55.1	110	4	30	70-130	
Freon 11	50.0	51.0	102	4	30	70-130	
Freon 115	50.0	48.9	98	1	30	70-130	
Freon 123	50.0	52.2	104	1	30	70-130	
Freon 152a	50.0	50.6	101	3	30	70-130	
Isopropylbenzene	50.0	53.2	106	7	30	70-130	
m&p-Xylene	100	110	110	4	30	70-130	
Methyl acetate	50.0	54.5	109	6	30	70-130	
Methyl ethyl ketone (MEK)	50.0	56.0	112	2	30	70-130	

Column to be used to flag recovery and RPD values

FORM III OLM04.2/VOL

FORM III
GC/MS VOA LAB CONTROL SAMPLE DUPLICATE RECOVERY

Lab Name: TestAmerica Edison Job No.: 460-113008-1

SDG No.:

Matrix: Water Level: Low Lab File ID: V45099.D

Lab ID: LCSD 460-366326/4 Client ID:

COMPOUND	SPIKE ADDED (ug/L)	LCSD CONCENTRATION (ug/L)	LCSD % REC	% RPD	QC LIMITS RPD	QC LIMITS REC	#
Methyl isobutyl ketone (MIBK)	50.0	59.9	120	4	30	70-130	
Methyl tert-butyl ether	50.0	53.9	108	3	30	70-130	
Methylcyclohexane	50.0	53.4	107	6	30	70-130	
Methylene Chloride	50.0	51.6	103	1	30	70-130	
o-Xylene	50.0	54.8	110	4	30	70-130	
Styrene	50.0	54.7	109	4	30	70-130	
Tetrachloroethene	50.0	54.5	109	5	30	70-130	
Toluene	50.0	53.7	107	3	13	76-125	
trans-1,2-Dichloroethene	50.0	52.8	106	4	30	70-130	
trans-1,3-Dichloropropene	50.0	55.8	112	3	30	70-130	
Trichloroethene	50.0	54.0	108	4	14	71-120	
Vinyl chloride	50.0	51.3	103	3	30	70-130	
Xylenes, Total	150	164	110	4	30	70-130	

Column to be used to flag recovery and RPD values

FORM III OLM04.2/VOL

FORM III
GC/MS VOA MATRIX SPIKE RECOVERY

Lab Name: TestAmerica Edison Job No.: 460-113008-1

SDG No.:

Matrix: Water Level: Low Lab File ID: V45091.D

Lab ID: 460-113008-10 MS Client ID: MW-31MI-XX MS

COMPOUND	SPIKE ADDED (ug/L)	SAMPLE CONCENTRATION (ug/L)	MS CONCENTRATION (ug/L)	MS % REC	QC LIMITS REC	#
1,1,1-Trichloroethane	250	5.0 U	216	86	70-130	
1,1,2,2-Tetrachloroethane	250	5.0 U	233	93	70-130	
1,1,2-Trichloro-1,2,2-trifluoroethane	250	11	199	75	70-130	
1,1,2-Trichloroethane	250	5.0 U	234	94	70-130	
1,1-Dichloroethane	250	5.0 U	211	84	70-130	
1,1-Dichloroethene	250	0.69 J	215	86	61-145	
1,2,4-Trichlorobenzene	250	5.0 U	185	74	70-130	
1,2-Dibromo-3-Chloropropane	250	5.0 U	236	94	70-130	
1,2-Dibromoethane	250	5.0 U	223	89	70-130	
1,2-Dichlorobenzene	250	5.0 U	207	83	70-130	
1,2-Dichloroethane	250	0.81 J	232	92	70-130	
1,2-Dichloropropane	250	5.0 U	224	90	70-130	
1,3-Dichlorobenzene	250	5.0 U	200	80	70-130	
1,4-Dichlorobenzene	250	5.0 U	201	80	70-130	
2-Hexanone	250	5.0 U	233	93	70-130	
Acetone	250	5.0 U	237	95	70-130	
Benzene	250	5.0 U	216	86	76-127	
Bromodichloromethane	250	5.0 U	214	86	70-130	
Bromoform	250	5.0 U	227	91	70-130	
Bromomethane	250	5.0 U	204	82	70-130	
Carbon disulfide	250	5.0 U	197	79	70-130	
Carbon tetrachloride	250	5.0 U	206	82	70-130	
Chlorobenzene	250	5.0 U	207	83	75-130	
Chlorodifluoromethane	250	5.0	216	84	70-130	
Chloroethane	250	5.0 U	215	86	70-130	
Chloroform	250	0.83 J	220	88	70-130	
Chloromethane	250	5.0 U	219	88	70-130	
cis-1,2-Dichloroethene	250	350	565	88	70-130	
cis-1,3-Dichloropropene	250	5.0 U	214	86	70-130	
Cyclohexane	250	5.0 U	180	72	70-130	
Dibromochloromethane	250	5.0 U	213	85	70-130	
Dichlorodifluoromethane	250	5.0 U	188	75	70-130	
Ethylbenzene	250	5.0 U	208	83	70-130	
Freon 11	250	5.0 U	200	80	70-130	
Freon 115	250	5.0 U	136	54	70-130	F1
Freon 123	250	5.0 U	200	80	70-130	
Freon 152a	250	5.0 U	203	81	70-130	
Isopropylbenzene	250	5.0 U	201	80	70-130	
m&p-Xylene	500	5.0 U	416	83	70-130	
Methyl acetate	250	5.0 U	248	99	70-130	
Methyl ethyl ketone (MEK)	250	5.0 U	261	104	70-130	

Column to be used to flag recovery and RPD values

FORM III OLM04.2/VOL

FORM III
GC/MS VOA MATRIX SPIKE RECOVERY

Lab Name: TestAmerica Edison Job No.: 460-113008-1

SDG No.:

Matrix: Water Level: Low Lab File ID: V45091.D

Lab ID: 460-113008-10 MS Client ID: MW-31MI-XX MS

COMPOUND	SPIKE ADDED (ug/L)	SAMPLE CONCENTRATION (ug/L)	MS CONCENTRATION (ug/L)	MS % REC	QC LIMITS REC	#
Methyl isobutyl ketone (MIBK)	250	5.0 U	232	93	70-130	
Methyl tert-butyl ether	250	5.0 U	239	96	70-130	
Methylcyclohexane	250	5.0 U	177	71	70-130	
Methylene Chloride	250	5.0 U	229	91	70-130	
o-Xylene	250	5.0 U	208	83	70-130	
Styrene	250	5.0 U	207	83	70-130	
Tetrachloroethene	250	28	230	81	70-130	
Toluene	250	5.0 U	210	84	76-125	
trans-1,2-Dichloroethene	250	2.5 J	220	87	70-130	
trans-1,3-Dichloropropene	250	5.0 U	215	86	70-130	
Trichloroethene	250	79	277	79	71-120	
Vinyl chloride	250	5.0 U	213	85	70-130	
Xylenes, Total	750	5.0 U	625	83	70-130	

Column to be used to flag recovery and RPD values

FORM III OLM04.2/VOL

FORM III
GC/MS VOA MATRIX SPIKE DUPLICATE RECOVERY

Lab Name: TestAmerica Edison Job No.: 460-113008-1

SDG No.:

Matrix: Water Level: Low Lab File ID: V45092.D

Lab ID: 460-113008-10 MSD Client ID: MW-31MI-XX MSD

COMPOUND	SPIKE ADDED (ug/L)	MSD CONCENTRATION (ug/L)	MSD % REC	% RPD	QC LIMITS RPD	QC LIMITS REC	#
1,1,1-Trichloroethane	250	228	91	6	30	70-130	
1,1,2,2-Tetrachloroethane	250	236	94	1	30	70-130	
1,1,2-Trichloro-1,2,2-trifluoroethane	250	209	79	5	30	70-130	
1,1,2-Trichloroethane	250	242	97	3	30	70-130	
1,1-Dichloroethane	250	214	86	2	30	70-130	
1,1-Dichloroethene	250	226	90	5	14	61-145	
1,2,4-Trichlorobenzene	250	205	82	10	30	70-130	
1,2-Dibromo-3-Chloropropane	250	253	101	7	30	70-130	
1,2-Dibromoethane	250	228	91	2	30	70-130	
1,2-Dichlorobenzene	250	214	85	3	30	70-130	
1,2-Dichloroethane	250	230	92	1	30	70-130	
1,2-Dichloropropane	250	231	92	3	30	70-130	
1,3-Dichlorobenzene	250	208	83	4	30	70-130	
1,4-Dichlorobenzene	250	212	85	5	30	70-130	
2-Hexanone	250	245	98	5	30	70-130	
Acetone	250	230	92	3	30	70-130	
Benzene	250	223	89	3	11	76-127	
Bromodichloromethane	250	226	91	5	30	70-130	
Bromoform	250	240	96	5	30	70-130	
Bromomethane	250	213	85	4	30	70-130	
Carbon disulfide	250	207	83	5	30	70-130	
Carbon tetrachloride	250	222	89	7	30	70-130	
Chlorobenzene	250	215	86	4	13	75-130	
Chlorodifluoromethane	250	226	88	5	30	70-130	
Chloroethane	250	217	87	1	30	70-130	
Chloroform	250	223	89	1	30	70-130	
Chloromethane	250	227	91	4	30	70-130	
cis-1,2-Dichloroethene	250	562	87	1	30	70-130	
cis-1,3-Dichloropropene	250	223	89	4	30	70-130	
Cyclohexane	250	201	80	11	30	70-130	
Dibromochloromethane	250	219	87	2	30	70-130	
Dichlorodifluoromethane	250	203	81	8	30	70-130	
Ethylbenzene	250	215	86	3	30	70-130	
Freon 11	250	206	82	3	30	70-130	
Freon 115	250	179	72	27	30	70-130	
Freon 123	250	207	83	3	30	70-130	
Freon 152a	250	210	84	4	30	70-130	
Isopropylbenzene	250	212	85	5	30	70-130	
m&p-Xylene	500	433	87	4	30	70-130	
Methyl acetate	250	248	99	0	30	70-130	
Methyl ethyl ketone (MEK)	250	264	106	1	30	70-130	

Column to be used to flag recovery and RPD values

FORM III OLM04.2/VOL

FORM III
GC/MS VOA MATRIX SPIKE DUPLICATE RECOVERY

Lab Name: TestAmerica Edison Job No.: 460-113008-1

SDG No.:

Matrix: Water Level: Low Lab File ID: V45092.D

Lab ID: 460-113008-10 MSD Client ID: MW-31MI-XX MSD

COMPOUND	SPIKE ADDED (ug/L)	MSD CONCENTRATION (ug/L)	MSD % REC	% RPD	QC LIMITS RPD	QC LIMITS REC	#
Methyl isobutyl ketone (MIBK)	250	239	96	3	30	70-130	
Methyl tert-butyl ether	250	242	97	1	30	70-130	
Methylcyclohexane	250	192	77	8	30	70-130	
Methylene Chloride	250	233	93	2	30	70-130	
o-Xylene	250	215	86	3	30	70-130	
Styrene	250	215	86	4	30	70-130	
Tetrachloroethene	250	236	83	3	30	70-130	
Toluene	250	217	87	3	13	76-125	
trans-1,2-Dichloroethene	250	231	91	4	30	70-130	
trans-1,3-Dichloropropene	250	221	88	3	30	70-130	
Trichloroethene	250	310	92	11	14	71-120	
Vinyl chloride	250	221	88	4	30	70-130	
Xylenes, Total	750	648	86	4	30	70-130	

Column to be used to flag recovery and RPD values

FORM III OLM04.2/VOL

FORM IV
GC/MS VOA METHOD BLANK SUMMARY

Lab Name: TestAmerica Edison Job No.: 460-113008-1

SDG No.:

Lab File ID: V45070.D Lab Sample ID: MB 460-366098/8

Matrix: Water Heated Purge:(Y/N) N

Instrument ID: CVOAMS7 Date Analyzed: 05/04/2016 01:11

GC Column: Rtx-624 ID: 0.25(mm)

THIS METHOD BLANK APPLIES TO THE FOLLOWING SAMPLES:

CLIENT SAMPLE ID	LAB SAMPLE ID	LAB FILE ID	DATE ANALYZED
	LCS 460-366098/4	V45066.D	05/03/2016 23:39
QC-TB042616	460-113008-1	V45071.D	05/04/2016 01:35
MW-31ML-XX	460-113008-8	V45075.D	05/04/2016 03:12
MW-31GL-XX	460-113008-9	V45076.D	05/04/2016 03:38
EW-EW1-XX	460-113008-3	V45084.D	05/04/2016 06:46
RW-RW1RD-XX	460-113008-4	V45085.D	05/04/2016 07:09
RW-RW1RS-XX	460-113008-5	V45086.D	05/04/2016 07:32
RW-RW100-XX	460-113008-6	V45087.D	05/04/2016 07:56
IW-N13889-XX	460-113008-7	V45088.D	05/04/2016 08:20
MW-500-XX DL	460-113008-2 DL	V45089.D	05/04/2016 08:43
MW-31MI-XX DL	460-113008-10 DL	V45090.D	05/04/2016 09:06
MW-31MI-XX MS	460-113008-10 MS	V45091.D	05/04/2016 09:30
MW-31MI-XX MSD	460-113008-10 MSD	V45092.D	05/04/2016 09:53

FORM IV
GC/MS VOA METHOD BLANK SUMMARY

Lab Name: TestAmerica Edison Job No.: 460-113008-1

SDG No.:

Lab File ID: V45102.D Lab Sample ID: MB 460-366326/7

Matrix: Water Heated Purge:(Y/N) N

Instrument ID: CVOAMS7 Date Analyzed: 05/05/2016 01:02

GC Column: Rtx-624 ID: 0.25(mm)

THIS METHOD BLANK APPLIES TO THE FOLLOWING SAMPLES:

CLIENT SAMPLE ID	LAB SAMPLE ID	LAB FILE ID	DATE ANALYZED
	LCS 460-366326/3	V45098.D	05/04/2016 23:30
	LCSD 460-366326/4	V45099.D	05/04/2016 23:53
MW-500-XX	460-113008-2	V45121.D	05/05/2016 08:28
MW-31MI-XX	460-113008-10	V45122.D	05/05/2016 08:52
	STOBLK 460-366326/30	V45125.D	05/05/2016 10:02

FORM V
GC/MS VOA INSTRUMENT PERFORMANCE CHECK
BROMOFLUOROBENZENE (BFB)

Lab Name: TestAmerica Edison Job No.: 460-113008-1

SDG No.:

Lab File ID: V42896.D BFB Injection Date: 10/02/2015

Instrument ID: CVOAMS7 BFB Injection Time: 07:43

Analysis Batch No.: 326172

M/E	ION ABUNDANCE CRITERIA	% RELATIVE ABUNDANCE	
50	8.0 - 40.0% of mass 95	19.1	
75	30.0 - 66.0% of mass 95	54.6	
95	Base peak, 100% relative abundance	100.0	
96	5.0 - 9.0% of mass 95	6.6	
173	Less than 2.0% of mass 174	1.5	(1.5) 1
174	50.0 - 120.0% of mass 95	98.6	
175	4.0 - 9.0 % of mass 174	7.5	(7.6) 1
176	93.0 - 101.0% of mass 174	96.7	(98.1) 1
177	5.0 - 9.0% of mass 176	6.4	(6.6) 2

1-Value is % mass 174 2-Value is % mass 176

THIS CHECK APPLIES TO THE FOLLOWING SAMPLES, MS, MSD, BLANKS AND STANDARDS:

CLIENT SAMPLE ID	LAB SAMPLE ID	LAB FILE ID	DATE ANALYZED	TIME ANALYZED
	STD50 460-326172/2	V42897.D	10/02/2015	08:13
	STD20 460-326172/4	V42899.D	10/02/2015	09:06
	STD1 460-326172/5	V42900.D	10/02/2015	09:29
	STD100 460-326172/6	V42901.D	10/02/2015	09:52
	STD200 460-326172/7	V42902.D	10/02/2015	10:16

FORM V
GC/MS VOA INSTRUMENT PERFORMANCE CHECK
BROMOFLUOROBENZENE (BFB)

Lab Name: TestAmerica Edison Job No.: 460-113008-1

SDG No.:

Lab File ID: V45063.D BFB Injection Date: 05/03/2016

Instrument ID: CVOAMS7 BFB Injection Time: 22:03

Analysis Batch No.: 366098

M/E	ION ABUNDANCE CRITERIA	% RELATIVE ABUNDANCE	
50	8.0 - 40.0% of mass 95	16.0	
75	30.0 - 66.0% of mass 95	47.7	
95	Base peak, 100% relative abundance	100.0	
96	5.0 - 9.0% of mass 95	6.8	
173	Less than 2.0% of mass 174	1.0	(1.2) 1
174	50.0 - 120.0% of mass 95	82.0	
175	4.0 - 9.0 % of mass 174	5.9	(7.2) 1
176	93.0 - 101.0% of mass 174	81.4	(99.2) 1
177	5.0 - 9.0% of mass 176	5.2	(6.4) 2

1-Value is % mass 174 2-Value is % mass 176

THIS CHECK APPLIES TO THE FOLLOWING SAMPLES, MS, MSD, BLANKS AND STANDARDS:

CLIENT SAMPLE ID	LAB SAMPLE ID	LAB FILE ID	DATE ANALYZED	TIME ANALYZED
	CCVIS 460-366098/3	V45065.D	05/03/2016	23:16
	LCS 460-366098/4	V45066.D	05/03/2016	23:39
	MB 460-366098/8	V45070.D	05/04/2016	01:11
QC-TB042616	460-113008-1	V45071.D	05/04/2016	01:35
MW-31ML-XX	460-113008-8	V45075.D	05/04/2016	03:12
MW-31GL-XX	460-113008-9	V45076.D	05/04/2016	03:38
EW-EW1-XX	460-113008-3	V45084.D	05/04/2016	06:46
RW-RW1RD-XX	460-113008-4	V45085.D	05/04/2016	07:09
RW-RW1RS-XX	460-113008-5	V45086.D	05/04/2016	07:32
RW-RW100-XX	460-113008-6	V45087.D	05/04/2016	07:56
IW-N13889-XX	460-113008-7	V45088.D	05/04/2016	08:20
MW-500-XX DL	460-113008-2 DL	V45089.D	05/04/2016	08:43
MW-31MI-XX DL	460-113008-10 DL	V45090.D	05/04/2016	09:06
MW-31MI-XX MS	460-113008-10 MS	V45091.D	05/04/2016	09:30
MW-31MI-XX MSD	460-113008-10 MSD	V45092.D	05/04/2016	09:53

FORM V
GC/MS VOA INSTRUMENT PERFORMANCE CHECK
BROMOFLUOROBENZENE (BFB)

Lab Name: TestAmerica Edison Job No.: 460-113008-1

SDG No.:

Lab File ID: V45096.D BFB Injection Date: 05/04/2016

Instrument ID: CVOAMS7 BFB Injection Time: 22:43

Analysis Batch No.: 366326

M/E	ION ABUNDANCE CRITERIA	% RELATIVE ABUNDANCE	
50	8.0 - 40.0% of mass 95	15.2	
75	30.0 - 66.0% of mass 95	46.0	
95	Base peak, 100% relative abundance	100.0	
96	5.0 - 9.0% of mass 95	6.0	
173	Less than 2.0% of mass 174	0.9	(1.2) 1
174	50.0 - 120.0% of mass 95	80.4	
175	4.0 - 9.0 % of mass 174	5.9	(7.3) 1
176	93.0 - 101.0% of mass 174	78.7	(97.9) 1
177	5.0 - 9.0% of mass 176	5.2	(6.7) 2

1-Value is % mass 174 2-Value is % mass 176

THIS CHECK APPLIES TO THE FOLLOWING SAMPLES, MS, MSD, BLANKS AND STANDARDS:

CLIENT SAMPLE ID	LAB SAMPLE ID	LAB FILE ID	DATE ANALYZED	TIME ANALYZED
	CCVIS 460-366326/2	V45097.D	05/04/2016	23:07
	LCS 460-366326/3	V45098.D	05/04/2016	23:30
	LCSD 460-366326/4	V45099.D	05/04/2016	23:53
	MB 460-366326/7	V45102.D	05/05/2016	01:02
MW-500-XX	460-113008-2	V45121.D	05/05/2016	08:28
MW-31MI-XX	460-113008-10	V45122.D	05/05/2016	08:52
	STOBLK 460-366326/30	V45125.D	05/05/2016	10:02

FORM VIII
GC/MS VOA INTERNAL STANDARD AREA AND RETENTION TIME SUMMARY

Lab Name: TestAmerica Edison Job No.: 460-113008-1

SDG No.:

Sample No.: CCVIS 460-366098/3 Date Analyzed: 05/03/2016 23:16

Instrument ID: CVOAMS7 GC Column: Rtx-624 ID: 0.25(mm)

Lab File ID (Standard): V45065.D Heated Purge: (Y/N) N

Calibration ID: 52605

		BCM		DFB		CBZ	
		AREA #	RT #	AREA #	RT #	AREA #	RT #
12/24 HOUR STD		256909	4.13	1563764	4.82	1460152	6.65
UPPER LIMIT		513818	4.63	3127528	5.32	2920304	7.15
LOWER LIMIT		128455	3.63	781882	4.32	730076	6.15
LAB SAMPLE ID	CLIENT SAMPLE ID						
LCS 460-366098/4		253351	4.13	1478291	4.82	1417511	6.65
MB 460-366098/8		244719	4.13	1505132	4.82	1438563	6.65
460-113008-1	QC-TB042616	245756	4.13	1524655	4.82	1424080	6.65
460-113008-8	MW-31ML-XX	251503	4.13	1532685	4.82	1467165	6.65
460-113008-9	MW-31GL-XX	257665	4.13	1549655	4.82	1480820	6.65
460-113008-3	EW-EW1-XX	251203	4.13	1477824	4.82	1409698	6.65
460-113008-4	RW-RW1RD-XX	246936	4.13	1516416	4.82	1469013	6.65
460-113008-5	RW-RW1RS-XX	250738	4.13	1493351	4.82	1419094	6.65
460-113008-6	RW-RW100-XX	260895	4.13	1524026	4.82	1485319	6.65
460-113008-7	IW-N13889-XX	250876	4.13	1510520	4.82	1425194	6.65
460-113008-2 DL	MW-500-XX DL	255822	4.13	1521206	4.82	1458043	6.65
460-113008-10 DL	MW-31MI-XX DL	240427	4.13	1466464	4.82	1423704	6.65
460-113008-10 MS	MW-31MI-XX MS	251600	4.13	1563737	4.82	1510073	6.65
460-113008-10 MSD	MW-31MI-XX MSD	253223	4.13	1522348	4.82	1503234	6.65

BCM = Chlorobromomethane
DFB = 1,4-Difluorobenzene
CBZ = Chlorobenzene-d5

Area Limit = 50%-200% of internal standard area
RT Limit = ± 0.5 minutes of internal standard RT

Column used to flag values outside QC limits

FORM VIII OLM04.2/VOL

FORM VIII
GC/MS VOA INTERNAL STANDARD AREA AND RETENTION TIME SUMMARY

Lab Name: TestAmerica Edison Job No.: 460-113008-1

SDG No.:

Sample No.: CCVIS 460-366326/2 Date Analyzed: 05/04/2016 23:07

Instrument ID: CVOAMS7 GC Column: Rtx-624 ID: 0.25(mm)

Lab File ID (Standard): V45097.D Heated Purge: (Y/N) N

Calibration ID: 52605

		BCM		DFB		CBZ	
		AREA #	RT #	AREA #	RT #	AREA #	RT #
12/24 HOUR STD		273414	4.13	1645820	4.82	1552720	6.65
UPPER LIMIT		546828	4.63	3291640	5.32	3105440	7.15
LOWER LIMIT		136707	3.63	822910	4.32	776360	6.15
LAB SAMPLE ID	CLIENT SAMPLE ID						
LCS 460-366326/3		258827	4.13	1546624	4.82	1475954	6.65
LCSD 460-366326/4		261421	4.13	1530849	4.82	1471602	6.65
MB 460-366326/7		255014	4.13	1548885	4.82	1486255	6.65
460-113008-2	MW-500-XX	252714	4.13	1501722	4.82	1462844	6.65
460-113008-10	MW-31MI-XX	262270	4.13	1545789	4.82	1491671	6.65
STOBLK 460-366326/30		252424	4.13	1511155	4.82	1488065	6.65

BCM = Chlorobromomethane
DFB = 1,4-Difluorobenzene
CBZ = Chlorobenzene-d5

Area Limit = 50%-200% of internal standard area
RT Limit = ± 0.5 minutes of internal standard RT

Column used to flag values outside QC limits

FORM VIII OLM04.2/VOL

FORM VI
GC/MS VOA BY INTERNAL STANDARD - INITIAL CALIBRATION DATA
CURVE EVALUATION

Lab Name: TestAmerica Edison Job No.: 460-113008-1 Analy Batch No.: 326172

SDG No.:

Instrument ID: CVOAMS7 GC Column: Rtx-624 ID: 0.25(mm) Heated Purge: (Y/N) N

Calibration Start Date: 10/02/2015 08:13 Calibration End Date: 10/02/2015 10:16 Calibration ID: 52605

Calibration Files:

LEVEL:	LAB SAMPLE ID:	LAB FILE ID:
Level 1	STD1 460-326172/5	V42900.D
Level 2	STD20 460-326172/4	V42899.D
Level 3	STD50 460-326172/2	V42897.D
Level 4	STD100 460-326172/6	V42901.D
Level 5	STD200 460-326172/7	V42902.D

ANALYTE	RRF					CURVE TYPE	COEFFICIENT			#	MIN RRF	%RSD	#	MAX %RSD	R^2 OR COD	#	MIN R^2 OR COD
	LVL 1	LVL 2	LVL 3	LVL 4	LVL 5		B	M1	M2								
Chlorotrifluoromethane	0.6495	0.5427	0.5658	0.4679	0.4642	Ave		0.5380			0.0100	14.3		100.0			
Freon 115	0.1572	0.2285	0.2512	0.2074	0.2036	Ave		0.2096			0.0100	16.6		100.0			
Chlorotrifluoroethene	0.8553	0.7080	0.7566	0.6260	0.6323	Ave		0.7156			0.0100	13.3		100.0			
Freon 152a	1.7527	1.7898	1.8656	1.6695	1.7119	Ave		1.7579			0.0100	4.3		100.0			
Dichlorodifluoromethane	2.0624	1.6905	1.8061	1.4244	1.5121	Ave		1.6991			0.0100	14.8		100.0			
Chlorodifluoromethane	3.1445	2.4235	2.5667	2.2501	2.2231	Ave		2.5216			0.0100	14.9		100.0			
Chloromethane	2.6685	2.1260	2.4254	1.8266	1.9764	Ave		2.2046			0.0100	15.5		100.0			
Vinyl chloride	2.6034	2.2683	2.5423	1.9317	2.1195	Ave		2.2930			0.1000	12.3		20.5			
Bromomethane	2.1667	1.7032	1.8760	1.4898	1.6335	Ave		1.7738			0.1000	14.6		20.5			
Chloroethane	2.5922	1.8772	2.0221	1.6197	1.7582	Ave		1.9739			0.0100	19.1		100.0			
Freon 11	4.6010	4.0137	4.2540	3.5277	3.7488	Ave		4.0290			0.0100	10.4		100.0			
1,2-Dichloro-1,1,2-trifluoroethane	3.4767	2.8812	2.9442	2.6816	2.7243	Ave		2.9416			0.0100	10.8		100.0			
Freon 123	3.9730	3.6075	3.6905	3.3534	3.3280	Ave		3.5905			0.0100	7.4		100.0			
1,1,2-Trichloro-1,2,2-trifluoroethane	2.7446	2.4492	2.5237	2.0410	2.1664	Ave		2.3850			0.0100	11.8		100.0			
1,1-Dichloroethene	2.8542	2.3076	2.5867	2.0347	2.1997	Ave		2.3966			0.1000	13.6		20.5			
Acetone	1.7470	0.8937	0.8944	0.7576	0.7941	Ave		1.0174			0.0100	40.5		100.0			
Carbon disulfide	13.042	7.3810	8.5288	6.2072	6.7115	Ave		8.3741			0.0100	32.8		100.0			
Methyl acetate	2.5857	2.1730	2.1443	1.9218	1.5723	Ave		2.0794			0.0100	17.9		100.0			
Methylene Chloride	3.9381	2.8567	3.0949	1.8871	1.9907	Ave		2.7535			0.0100	30.7		100.0			
Methyl tert-butyl ether	5.5613	5.7717	6.0892	5.3086	5.7190	Ave		5.6900			0.0100	5.0		100.0			
trans-1,2-Dichloroethene	2.7343	1.9335	2.1609	1.6857	1.8723	Ave		2.0773			0.0100	19.5		100.0			
1,1-Dichloroethane	3.5997	3.4856	3.7358	3.0307	3.2992	Ave		3.4302			0.2000	8.0		20.5			
cis-1,2-Dichloroethene	2.4340	2.1242	2.3445	1.8900	2.1249	Ave		2.1835			0.0100	9.8		100.0			
Methyl ethyl ketone (MEK)	1.3550	0.9234	0.9505	0.8343	0.9152	Ave		0.9957			0.0100	20.6		100.0			
Chloroform	3.9151	3.6382	3.8809	3.1724	3.4322	Ave		3.6078			0.2000	8.7		20.5			
Cyclohexane	0.4808	0.4796	0.5205	0.4307	0.4835	Ave		0.4790			0.0100	6.7		100.0			
1,1,1-Trichloroethane	0.5706	0.5320	0.5859	0.4830	0.5458	Ave		0.5435			0.1000	7.3		20.5			
Carbon tetrachloride	0.4719	0.4344	0.4991	0.3982	0.4534	Ave		0.4514			0.1000	8.4		20.5			
Benzene	1.3583	1.3860	1.4760	1.2268	1.3903	Ave		1.3675			0.5000	6.6		20.5			
1,2-Dichloroethane	3.1512	2.8277	2.9865	2.4921	2.7316	Ave		2.8378			0.1000	8.8		20.5			
Trichloroethene	0.4680	0.3864	0.4155	0.3422	0.3854	Ave		0.3995			0.3000	11.6		20.5			
Methylcyclohexane	0.5687	0.5208	0.5548	0.4451	0.4972	Ave		0.5173			0.0100	9.5		100.0			

Note: The m1 coefficient is the same as Ave RRF for an Ave curve type.

FORM VI
GC/MS VOA BY INTERNAL STANDARD - INITIAL CALIBRATION DATA
CURVE EVALUATION

Lab Name: TestAmerica Edison Job No.: 460-113008-1 Analy Batch No.: 326172

SDG No.:

Instrument ID: CVOAMS7 GC Column: Rtx-624 ID: 0.25(mm) Heated Purge: (Y/N) N

Calibration Start Date: 10/02/2015 08:13 Calibration End Date: 10/02/2015 10:16 Calibration ID: 52605

ANALYTE	RRF					CURVE TYPE	COEFFICIENT			#	MIN RRF	%RSD	#	MAX %RSD	R^2 OR COD	#	MIN R^2 OR COD
	LVL 1	LVL 2	LVL 3	LVL 4	LVL 5		B	M1	M2								
1,2-Dichloropropane	0.3566	0.3479	0.3557	0.3002	0.3356	Ave		0.3392			0.0100	6.9		100.0			
Bromodichloromethane	0.4699	0.4764	0.5087	0.4244	0.4794	Ave		0.4717			0.2000	6.4		20.5			
cis-1,3-Dichloropropene	0.5594	0.5230	0.5711	0.4882	0.5603	Ave		0.5404			0.2000	6.4		20.5			
Methyl isobutyl ketone (MIBK)	0.4892	0.3466	0.3576	0.3078	0.3317	Ave		0.3666			0.0100	19.4		100.0			
Toluene	1.6153	1.5978	1.7295	1.4417	1.5741	Ave		1.5917			0.4000	6.5		20.5			
trans-1,3-Dichloropropene	0.5147	0.4973	0.5441	0.4584	0.5342	Ave		0.5097			0.1000	6.6		20.5			
1,1,2-Trichloroethane	0.3204	0.3332	0.3525	0.2956	0.3319	Ave		0.3267			0.1000	6.4		20.5			
Tetrachloroethene	0.3901	0.3103	0.3511	0.2828	0.3206	Ave		0.3310			0.2000	12.4		20.5			
2-Hexanone	0.3670	0.2281	0.2418	0.2027	0.2201	Ave		0.2519			0.0100	26.1		100.0			
Dibromochloromethane	0.3867	0.4062	0.4398	0.3746	0.4207	Ave		0.4056			0.1000	6.4		20.5			
1,2-Dibromoethane	0.3558	0.3615	0.3796	0.3352	0.3559	Ave		0.3576			0.0100	4.4		100.0			
Chlorobenzene	1.2957	1.1021	1.1653	0.9722	1.0813	Ave		1.1233			0.5000	10.6		20.5			
Ethylbenzene	0.6050	0.5351	0.5872	0.4956	0.5639	Ave		0.5574			0.1000	7.8		20.5			
m&p-Xylene	1.3783	1.3679	1.5264	1.2835	1.4983	Ave		0.6685			0.3000	6.8		100.0			
o-Xylene	0.6460	0.6519	0.7232	0.6145	0.7068	Ave		0.6685			0.3000	6.8		100.0			
Styrene	1.0495	1.1378	1.2426	1.0698	1.2129	Ave		1.1425			0.3000	7.4		20.5			
Bromoform	0.2548	0.2532	0.2863	0.2443	0.2852	Ave		0.2647			0.1000	7.4		20.5			
Isopropylbenzene	1.5967	1.6230	1.6956	1.5002	1.6133	Ave		1.6058			0.0100	4.4		100.0			
1,1,2,2-Tetrachloroethane	0.4530	0.4439	0.4554	0.3860	0.4184	Ave		0.4313			0.3000	6.8		20.5			
1,3-Dichlorobenzene	0.9788	0.7812	0.8296	0.7171	0.7598	Ave		0.8133			0.6000	12.4		20.5			
1,4-Dichlorobenzene	0.9222	0.7956	0.8529	0.7366	0.7708	Ave		0.8156			0.5000	9.0		20.5			
1,2-Dichlorobenzene	0.8911	0.7665	0.8059	0.6983	0.7304	Ave		0.7784			0.4000	9.6		20.5			
1,2-Dibromo-3-Chloropropane	0.0850	0.0748	0.0770	0.0715	0.0740	Ave		0.0764			0.0100	6.8		100.0			
1,2,4-Trichlorobenzene	0.8031	0.4179	0.4719	0.3918	0.4217	Lin	0.4395	0.4153			0.2000				0.9970		0.9900
1,2-Dichloroethane-d4 (Surr)	2.5413	1.8537	1.6247	1.7217	1.8237	Ave		1.9130			0.0100	19.0		100.0			
Toluene-d8 (Surr)	1.1968	0.9346	0.9040	0.8721	0.9161	Ave		0.9647			0.0100	13.7		100.0			
Bromofluorobenzene	0.6045	0.4430	0.4069	0.4081	0.4239	Ave		0.4573			0.2000	18.3		20.5			

Note: The m1 coefficient is the same as Ave RRF for an Ave curve type.

FORM VI
GC/MS VOA BY INTERNAL STANDARD - INITIAL CALIBRATION DATA
RESPONSE AND CONCENTRATION

Lab Name: TestAmerica Edison Job No.: 460-113008-1 Analy Batch No.: 326172

SDG No.:

Instrument ID: CVOAMS7 GC Column: Rtx-624 ID: 0.25(mm) Heated Purge: (Y/N) N

Calibration Start Date: 10/02/2015 08:13 Calibration End Date: 10/02/2015 10:16 Calibration ID: 52605

Calibration Files:

LEVEL:	LAB SAMPLE ID:	LAB FILE ID:
Level 1	STD1 460-326172/5	V42900.D
Level 2	STD20 460-326172/4	V42899.D
Level 3	STD50 460-326172/2	V42897.D
Level 4	STD100 460-326172/6	V42901.D
Level 5	STD200 460-326172/7	V42902.D

ANALYTE	IS REF	CURVE TYPE	RESPONSE					CONCENTRATION (UG/L)				
			LVL 1	LVL 2	LVL 3	LVL 4	LVL 5	LVL 1	LVL 2	LVL 3	LVL 4	LVL 5
Chlorotrifluoromethane	BCM	Ave	2714	46266	108365	200928	411540	1.00	20.0	50.0	100	200
Freon 115	BCM	Ave	657	19476	48106	89074	180545	1.00	20.0	50.0	100	200
Chlorotrifluoroethene	BCM	Ave	3574	60358	144914	268841	560600	1.00	20.0	50.0	100	200
Freon 152a	BCM	Ave	7324	152578	357318	717004	1517796	1.00	20.0	50.0	100	200
Dichlorodifluoromethane	BCM	Ave	8618	144111	345923	611734	1340629	1.00	20.0	50.0	100	200
Chlorodifluoromethane	BCM	Ave	13140	206596	491594	966336	1971022	1.00	20.0	50.0	100	200
Chloromethane	BCM	Ave	11151	181233	464533	784484	1752258	1.00	20.0	50.0	100	200
Vinyl chloride	BCM	Ave	10879	193363	486928	829615	1879129	1.00	20.0	50.0	100	200
Bromomethane	BCM	Ave	9054	145194	359304	639834	1448247	1.00	20.0	50.0	100	200
Chloroethane	BCM	Ave	10832	160029	387294	695610	1558840	1.00	20.0	50.0	100	200
Freon 11	BCM	Ave	19226	342156	814768	1515021	3323733	1.00	20.0	50.0	100	200
1,2-Dichloro-1,1,2-trifluoroethane	BCM	Ave	14528	245610	563903	1151660	2415374	1.00	20.0	50.0	100	200
Freon 123	BCM	Ave	16602	307524	706836	1440159	2950589	1.00	20.0	50.0	100	200
1,1,2-Trichloro-1,2,2-trifluoroetha ne	BCM	Ave	11469	208787	483373	876546	1920714	1.00	20.0	50.0	100	200
1,1-Dichloroethene	BCM	Ave	11927	196717	495438	873819	1950241	1.00	20.0	50.0	100	200
Acetone	BCM	Ave	7300	76185	171309	325358	704080	1.00	20.0	50.0	100	200
Carbon disulfide	BCM	Ave	54499	629205	1633527	2665790	5950474	1.00	20.0	50.0	100	200
Methyl acetate	BCM	Ave	10805	185239	410691	825351	1394002	1.00	20.0	50.0	100	200
Methylene Chloride	BCM	Ave	16456	243522	592765	810445	1764932	1.00	20.0	50.0	100	200
Methyl tert-butyl ether	BCM	Ave	23239	492017	1166268	2279868	5070507	1.00	20.0	50.0	100	200
trans-1,2-Dichloroethene	BCM	Ave	11426	164821	413880	723949	1660028	1.00	20.0	50.0	100	200
1,1-Dichloroethane	BCM	Ave	15042	297140	715513	1301573	2925097	1.00	20.0	50.0	100	200
cis-1,2-Dichloroethene	BCM	Ave	10171	181077	449038	811715	1883977	1.00	20.0	50.0	100	200
Methyl ethyl ketone (MEK)	BCM	Ave	5662	78721	182046	358323	811432	1.00	20.0	50.0	100	200
Chloroform	BCM	Ave	16360	310146	743313	1362443	3043000	1.00	20.0	50.0	100	200
Cyclohexane	DFB	Ave	11768	238709	587198	1080001	2463276	1.00	20.0	50.0	100	200
1,1,1-Trichloroethane	DFB	Ave	13966	264790	660935	1211055	2780934	1.00	20.0	50.0	100	200
Carbon tetrachloride	DFB	Ave	11549	216217	563015	998408	2309788	1.00	20.0	50.0	100	200
Benzene	DFB	Ave	33242	689816	1665147	3076027	7083500	1.00	20.0	50.0	100	200
1,2-Dichloroethane	BCM	Ave	13168	241049	571999	1070296	2421810	1.00	20.0	50.0	100	200
Trichloroethene	DFB	Ave	11455	192307	468786	858090	1963289	1.00	20.0	50.0	100	200
Methylcyclohexane	DFB	Ave	13919	259217	625834	1115923	2533252	1.00	20.0	50.0	100	200
1,2-Dichloropropane	DFB	Ave	8727	173140	401320	752640	1710008	1.00	20.0	50.0	100	200

FORM VI
GC/MS VOA BY INTERNAL STANDARD - INITIAL CALIBRATION DATA
RESPONSE AND CONCENTRATION

Lab Name: TestAmerica Edison Job No.: 460-113008-1 Analy Batch No.: 326172

SDG No.:

Instrument ID: CVOAMS7 GC Column: Rtx-624 ID: 0.25(mm) Heated Purge: (Y/N) N

Calibration Start Date: 10/02/2015 08:13 Calibration End Date: 10/02/2015 10:16 Calibration ID: 52605

ANALYTE	IS REF	CURVE TYPE	RESPONSE					CONCENTRATION (UG/L)				
			LVL 1	LVL 2	LVL 3	LVL 4	LVL 5	LVL 1	LVL 2	LVL 3	LVL 4	LVL 5
Bromodichloromethane	DFB	Ave	11501	237080	573841	1064112	2442374	1.00	20.0	50.0	100	200
cis-1,3-Dichloropropene	DFB	Ave	13691	260280	644230	1224014	2854375	1.00	20.0	50.0	100	200
Methyl isobutyl ketone (MIBK)	CBZ	Ave	11005	159900	371768	714073	1595730	1.00	20.0	50.0	100	200
Toluene	CBZ	Ave	36338	737041	1798067	3344355	7572443	1.00	20.0	50.0	100	200
trans-1,3-Dichloropropene	DFB	Ave	12596	247496	613825	1149448	2721469	1.00	20.0	50.0	100	200
1,1,2-Trichloroethane	DFB	Ave	7842	165848	397628	741036	1690763	1.00	20.0	50.0	100	200
Tetrachloroethene	CBZ	Ave	8776	143119	364982	656130	1542068	1.00	20.0	50.0	100	200
2-Hexanone	CBZ	Ave	8257	105213	251348	470285	1058909	1.00	20.0	50.0	100	200
Dibromochloromethane	CBZ	Ave	8699	187364	457186	869048	2023736	1.00	20.0	50.0	100	200
1,2-Dibromoethane	CBZ	Ave	8003	166771	394645	777538	1712001	1.00	20.0	50.0	100	200
Chlorobenzene	CBZ	Ave	29147	508413	1211519	2255348	5201728	1.00	20.0	50.0	100	200
Ethylbenzene	CBZ	Ave	13609	246840	610481	1149691	2712746	1.00	20.0	50.0	100	200
m&p-Xylene	CBZ	Ave	31005	630994	1586921	2977507	7207494	1.00	20.0	50.0	100	200
o-Xylene	CBZ	Ave	14533	300714	751815	1425524	3400170	1.00	20.0	50.0	100	200
Styrene	CBZ	Ave	23610	524859	1291834	2481832	5834711	1.00	20.0	50.0	100	200
Bromoform	DFB	Ave	6235	126012	322950	612505	1452891	1.00	20.0	50.0	100	200
Isopropylbenzene	CBZ	Ave	35919	748681	1762805	3480179	7760904	1.00	20.0	50.0	100	200
1,1,2,2-Tetrachloroethane	CBZ	Ave	10191	204753	473426	895428	2012925	1.00	20.0	50.0	100	200
1,3-Dichlorobenzene	CBZ	Ave	22018	360379	862512	1663477	3654947	1.00	20.0	50.0	100	200
1,4-Dichlorobenzene	CBZ	Ave	20746	366992	886728	1708701	3708166	1.00	20.0	50.0	100	200
1,2-Dichlorobenzene	CBZ	Ave	20046	353578	837801	1619874	3513625	1.00	20.0	50.0	100	200
1,2-Dibromo-3-Chloropropane	CBZ	Ave	1912	34510	80034	165776	355950	1.00	20.0	50.0	100	200
1,2,4-Trichlorobenzene	CBZ	Lin	18066	192781	490626	908950	2028475	1.00	20.0	50.0	100	200
1,2-Dichloroethane-d4 (Surr)	BCM	Ave	10626	158126	311377	739867	1617905	1.00	20.0	50.0	100	200
Toluene-d8 (Surr)	CBZ	Ave	26932	431260	940168	2023738	4408329	1.00	20.0	50.0	100	200
Bromofluorobenzene	CBZ	Ave	13605	204443	423218	947109	2040152	1.00	20.0	50.0	100	200

Curve Type Legend:

Ave = Average ISTD
Lin = Linear ISTD

FORM VII
GC/MS VOA CONTINUING CALIBRATION DATA

Lab Name: TestAmerica Edison Job No.: 460-113008-1

SDG No.:

Lab Sample ID: CCVIS 460-366098/3 Calibration Date: 05/03/2016 23:16

Instrument ID: CVOAMS7 Calib Start Date: 10/02/2015 08:13

GC Column: Rtx-624 ID: 0.25(mm) Calib End Date: 10/02/2015 10:16

Lab File ID: V45065.D Conc. Units: ug/L Heated Purge: (Y/N) N

ANALYTE	CURVE TYPE	AVE RRF	RRF	MIN RRF	CALC AMOUNT	SPIKE AMOUNT	%D	MAX %D
Chlorotrifluoromethane	Ave	0.5380	0.5179		48.1	50.0	-3.7	
Freon 115	Ave	0.2096	0.2251		53.7	50.0	7.4	
Chlorotrifluoroethene	Ave	0.7156	0.6400		44.7	50.0	-10.6	
Freon 152a	Ave	1.758	2.175		61.9	50.0	23.7	
Dichlorodifluoromethane	Ave	1.699	1.731	0.0100	50.9	50.0	1.9	
Chlorodifluoromethane	Ave	2.522	2.888		57.3	50.0	14.5	
Chloromethane	Ave	2.205	2.615	0.0100	59.3	50.0	18.6	
Vinyl chloride	Ave	2.293	2.648	0.1000	57.7	50.0	15.5	25.0
Bromomethane	Ave	1.774	1.254	0.1000	35.3	50.0	-29.3*	25.0
Chloroethane	Ave	1.974	1.785	0.0100	45.2	50.0	-9.6	
Freon 11	Ave	4.029	3.303	0.0100	41.0	50.0	-18.0	
1,2-Dichloro-1,1,2-trifluoro ethane	Ave	2.942	2.565		43.6	50.0	-12.8	
Freon 123	Ave	3.590	3.269		45.5	50.0	-8.9	
1,1,2-Trichloro-1,2,2-triflu oroethane	Ave	2.385	2.200	0.0100	46.1	50.0	-7.8	
1,1-Dichloroethene	Ave	2.397	2.240	0.1000	46.7	50.0	-6.5	25.0
Acetone	Ave	1.017	0.6406	0.0100	31.5	50.0	-37.0	
Carbon disulfide	Ave	8.374	6.942	0.0100	41.4	50.0	-17.1	
Methyl acetate	Ave	2.079	1.674	0.0100	40.2	50.0	-19.5	
Methylene Chloride	Ave	2.753	2.682	0.0100	48.7	50.0	-2.6	
Methyl tert-butyl ether	Ave	5.690	6.835	0.0100	60.1	50.0	20.1	
trans-1,2-Dichloroethene	Ave	2.077	2.447	0.0100	58.9	50.0	17.8	
1,1-Dichloroethane	Ave	3.430	4.234	0.2000	61.7	50.0	23.4	25.0
cis-1,2-Dichloroethene	Ave	2.184	2.648	0.0100	60.6	50.0	21.3	
Methyl ethyl ketone (MEK)	Ave	0.996	0.9503	0.0100	47.7	50.0	-4.6	
Chloroform	Ave	3.608	4.088	0.2000	56.7	50.0	13.3	25.0
1,1,1-Trichloroethane	Ave	0.5435	0.5494	0.1000	50.5	50.0	1.1	25.0
Cyclohexane	Ave	0.4790	0.6256	0.0100	65.3	50.0	30.6	
Carbon tetrachloride	Ave	0.4514	0.4085	0.1000	45.2	50.0	-9.5	25.0
Benzene	Ave	1.367	1.632	0.5000	59.7	50.0	19.3	25.0
1,2-Dichloroethane	Ave	2.838	3.102	0.1000	54.7	50.0	9.3	25.0
Trichloroethene	Ave	0.3995	0.4106	0.3000	51.4	50.0	2.8	25.0
Methylcyclohexane	Ave	0.5173	0.6353	0.0100	61.4	50.0	22.8	
1,2-Dichloropropane	Ave	0.3392	0.4046	0.0100	59.6	50.0	19.3	
Bromodichloromethane	Ave	0.4717	0.5264	0.2000	55.8	50.0	11.6	25.0
cis-1,3-Dichloropropene	Ave	0.5404	0.6409	0.2000	59.3	50.0	18.6	25.0
Methyl isobutyl ketone (MIBK)	Ave	0.3666	0.3288	0.0100	44.8	50.0	-10.3	
Toluene	Ave	1.592	1.785	0.4000	56.1	50.0	12.2	25.0
trans-1,3-Dichloropropene	Ave	0.5097	0.5806	0.1000	57.0	50.0	13.9	25.0
1,1,2-Trichloroethane	Ave	0.3267	0.3696	0.1000	56.6	50.0	13.1	25.0

FORM VII
GC/MS VOA CONTINUING CALIBRATION DATA

Lab Name: TestAmerica Edison Job No.: 460-113008-1

SDG No.:

Lab Sample ID: CCVIS 460-366098/3 Calibration Date: 05/03/2016 23:16

Instrument ID: CVOAMS7 Calib Start Date: 10/02/2015 08:13

GC Column: Rtx-624 ID: 0.25(mm) Calib End Date: 10/02/2015 10:16

Lab File ID: V45065.D Conc. Units: ug/L Heated Purge: (Y/N) N

ANALYTE	CURVE TYPE	AVE RRF	RRF	MIN RRF	CALC AMOUNT	SPIKE AMOUNT	%D	MAX %D
Tetrachloroethene	Ave	0.3310	0.3292	0.2000	49.7	50.0	-0.5	25.0
2-Hexanone	Ave	0.2519	0.2112	0.0100	41.9	50.0	-16.2	
Dibromochloromethane	Ave	0.4056	0.4238	0.1000	52.2	50.0	4.5	25.0
1,2-Dibromoethane	Ave	0.3576	0.4005	0.0100	56.0	50.0	12.0	
Chlorobenzene	Ave	1.123	1.190	0.5000	53.0	50.0	5.9	25.0
Ethylbenzene	Ave	0.5574	0.5859	0.1000	52.6	50.0	5.1	25.0
m&p-Xylene	Ave	1.411	0.7253	0.3000	109	100	-48.6	
o-Xylene	Ave	0.6685	0.7174	0.3000	53.7	50.0	7.3	
Styrene	Ave	1.143	1.194	0.3000	52.2	50.0	4.5	25.0
Bromoform	Ave	0.2647	0.2523	0.1000	47.7	50.0	-4.7	25.0
Isopropylbenzene	Ave	1.606	1.658	0.0100	51.6	50.0	3.3	
1,1,2,2-Tetrachloroethane	Ave	0.4313	0.5041	0.3000	58.4	50.0	16.9	25.0
1,3-Dichlorobenzene	Ave	0.8133	0.8000	0.6000	49.2	50.0	-1.6	25.0
1,4-Dichlorobenzene	Ave	0.8156	0.8100	0.5000	49.7	50.0	-0.7	25.0
1,2-Dichlorobenzene	Ave	0.7784	0.7789	0.4000	50.0	50.0	0.0	25.0
1,2-Dibromo-3-Chloropropane	Ave	0.0764	0.0779	0.0100	50.9	50.0	1.9	
1,2,4-Trichlorobenzene	Lin		0.4232	0.2000	49.9	50.0	-0.2	25.0
1,2-Dichloroethane-d4 (Surr)	Ave	1.913	1.372	0.0100	35.9	50.0	-28.3	
Toluene-d8 (Surr)	Ave	0.9647	0.7872	0.0100	40.8	50.0	-18.4	
Bromofluorobenzene	Ave	0.4573	0.3576	0.2000	39.1	50.0	-21.8	25.0

FORM VII
GC/MS VOA CONTINUING CALIBRATION DATA

Lab Name: TestAmerica Edison Job No.: 460-113008-1

SDG No.:

Lab Sample ID: CCVIS 460-366326/2 Calibration Date: 05/04/2016 23:07

Instrument ID: CVOAMS7 Calib Start Date: 10/02/2015 08:13

GC Column: Rtx-624 ID: 0.25(mm) Calib End Date: 10/02/2015 10:16

Lab File ID: V45097.D Conc. Units: ug/L Heated Purge: (Y/N) N

ANALYTE	CURVE TYPE	AVE RRF	RRF	MIN RRF	CALC AMOUNT	SPIKE AMOUNT	%D	MAX %D
Chlorotrifluoromethane	Ave	0.5380	0.4152		38.6	50.0	-22.8	
Freon 115	Ave	0.2096	0.2055		49.0	50.0	-1.9	
Chlorotrifluoroethene	Ave	0.7156	0.5580		39.0	50.0	-22.0	
Freon 152a	Ave	1.758	1.950		55.5	50.0	10.9	
Dichlorodifluoromethane	Ave	1.699	1.507	0.0100	44.3	50.0	-11.3	
Chlorodifluoromethane	Ave	2.522	2.615		51.9	50.0	3.7	
Chloromethane	Ave	2.205	2.392	0.0100	54.2	50.0	8.5	
Vinyl chloride	Ave	2.293	2.403	0.1000	52.4	50.0	4.8	25.0
Bromomethane	Ave	1.774	1.182	0.1000	33.3	50.0	-33.4*	25.0
Chloroethane	Ave	1.974	1.611	0.0100	40.8	50.0	-18.4	
Freon 11	Ave	4.029	2.855	0.0100	35.4	50.0	-29.1	
1,2-Dichloro-1,1,2-trifluoro ethane	Ave	2.942	2.187		37.2	50.0	-25.7	
Freon 123	Ave	3.590	2.798		39.0	50.0	-22.1	
1,1,2-Trichloro-1,2,2-triflu oroethane	Ave	2.385	1.880	0.0100	39.4	50.0	-21.2	
1,1-Dichloroethene	Ave	2.397	1.971	0.1000	41.1	50.0	-17.8	25.0
Acetone	Ave	1.017	0.6390	0.0100	31.4	50.0	-37.2	
Carbon disulfide	Ave	8.374	6.252	0.0100	37.3	50.0	-25.3	
Methyl acetate	Ave	2.079	1.513	0.0100	36.4	50.0	-27.2	
Methylene Chloride	Ave	2.753	2.491	0.0100	45.2	50.0	-9.5	
Methyl tert-butyl ether	Ave	5.690	6.172	0.0100	54.2	50.0	8.5	
trans-1,2-Dichloroethene	Ave	2.077	2.188	0.0100	52.7	50.0	5.3	
1,1-Dichloroethane	Ave	3.430	3.620	0.2000	52.8	50.0	5.5	25.0
cis-1,2-Dichloroethene	Ave	2.184	2.501	0.0100	57.3	50.0	14.5	
Methyl ethyl ketone (MEK)	Ave	0.996	0.8585	0.0100	43.1	50.0	-13.8	
Chloroform	Ave	3.608	3.674	0.2000	50.9	50.0	1.8	25.0
Cyclohexane	Ave	0.4790	0.5181	0.0100	54.1	50.0	8.2	
1,1,1-Trichloroethane	Ave	0.5435	0.4878	0.1000	44.9	50.0	-10.3	25.0
Carbon tetrachloride	Ave	0.4514	0.3513	0.1000	38.9	50.0	-22.2	25.0
Benzene	Ave	1.367	1.486	0.5000	54.3	50.0	8.6	25.0
1,2-Dichloroethane	Ave	2.838	2.704	0.1000	47.6	50.0	-4.7	25.0
Trichloroethene	Ave	0.3995	0.3575	0.3000	44.7	50.0	-10.5	25.0
Methylcyclohexane	Ave	0.5173	0.5276	0.0100	51.0	50.0	2.0	
1,2-Dichloropropane	Ave	0.3392	0.3585	0.0100	52.8	50.0	5.7	
Bromodichloromethane	Ave	0.4717	0.4665	0.2000	49.4	50.0	-1.1	25.0
cis-1,3-Dichloropropene	Ave	0.5404	0.5670	0.2000	52.5	50.0	4.9	25.0
Methyl isobutyl ketone (MIBK)	Ave	0.3666	0.2600	0.0100	35.5	50.0	-29.1	
Toluene	Ave	1.592	1.550	0.4000	48.7	50.0	-2.6	25.0
trans-1,3-Dichloropropene	Ave	0.5097	0.4994	0.1000	49.0	50.0	-2.0	25.0
1,1,2-Trichloroethane	Ave	0.3267	0.3292	0.1000	50.4	50.0	0.8	25.0

FORM VII
GC/MS VOA CONTINUING CALIBRATION DATA

Lab Name: TestAmerica Edison Job No.: 460-113008-1

SDG No.:

Lab Sample ID: CCVIS 460-366326/2 Calibration Date: 05/04/2016 23:07

Instrument ID: CVOAMS7 Calib Start Date: 10/02/2015 08:13

GC Column: Rtx-624 ID: 0.25(mm) Calib End Date: 10/02/2015 10:16

Lab File ID: V45097.D Conc. Units: ug/L Heated Purge: (Y/N) N

ANALYTE	CURVE TYPE	AVE RRF	RRF	MIN RRF	CALC AMOUNT	SPIKE AMOUNT	%D	MAX %D
Tetrachloroethene	Ave	0.3310	0.2810	0.2000	42.5	50.0	-15.1	25.0
2-Hexanone	Ave	0.2519	0.1698	0.0100	33.7	50.0	-32.6	
Dibromochloromethane	Ave	0.4056	0.3608	0.1000	44.5	50.0	-11.0	25.0
1,2-Dibromoethane	Ave	0.3576	0.3639	0.0100	50.9	50.0	1.8	
Chlorobenzene	Ave	1.123	1.023	0.5000	45.5	50.0	-8.9	25.0
Ethylbenzene	Ave	0.5574	0.4960	0.1000	44.5	50.0	-11.0	25.0
m&p-Xylene	Ave	1.411	0.6092	0.3000	91.1	100	-56.8	
o-Xylene	Ave	0.6685	0.6078	0.3000	45.5	50.0	-9.1	
Styrene	Ave	1.143	1.013	0.3000	44.4	50.0	-11.3	25.0
Bromoform	Ave	0.2647	0.2173	0.1000	41.0	50.0	-17.9	25.0
Isopropylbenzene	Ave	1.606	1.440	0.0100	44.9	50.0	-10.3	
1,1,2,2-Tetrachloroethane	Ave	0.4313	0.4304	0.3000	49.9	50.0	-0.2	25.0
1,3-Dichlorobenzene	Ave	0.8133	0.6959	0.6000	42.8	50.0	-14.4	25.0
1,4-Dichlorobenzene	Ave	0.8156	0.6942	0.5000	42.6	50.0	-14.9	25.0
1,2-Dichlorobenzene	Ave	0.7784	0.6779	0.4000	43.5	50.0	-12.9	25.0
1,2-Dibromo-3-Chloropropane	Ave	0.0764	0.0648	0.0100	42.4	50.0	-15.2	
1,2,4-Trichlorobenzene	Lin		0.3388	0.2000	39.7	50.0	-20.5	25.0
1,2-Dichloroethane-d4 (Surr)	Ave	1.913	1.331	0.0100	34.8	50.0	-30.4	
Toluene-d8 (Surr)	Ave	0.9647	0.7739	0.0100	40.1	50.0	-19.8	
Bromofluorobenzene	Ave	0.4573	0.3578	0.2000	39.1	50.0	-21.8	25.0

FORM VI
GC/MS VOA BY INTERNAL STANDARD - INITIAL CALIBRATION DATA
CURVE EVALUATION

Lab Name: TestAmerica Edison Job No.: 460-113008-1 Analy Batch No.: 363307

SDG No.:

Instrument ID: CVOAMS11 GC Column: DB-624 ID: 0.18(mm) Heated Purge: (Y/N) N

Calibration Start Date: 04/19/2016 09:23 Calibration End Date: 04/19/2016 11:28 Calibration ID: 55352

Calibration Files:

LEVEL:	LAB SAMPLE ID:	LAB FILE ID:
Level 1	STD002 460-363307/3	N92416.D
Level 2	STD005 460-363307/4	N92417.D
Level 3	STD01 460-363307/5	N92418.D
Level 4	STD05 460-363307/6	N92419.D
Level 5	STD1 460-363307/7	N92420.D
Level 6	STD2 460-363307/8	N92421.D

ANALYTE	RRF					CURVE TYPE	COEFFICIENT			#	MIN RRF	%RSD	#	MAX %RSD	R^2 OR COD	#	MIN R^2 OR COD
	LVL 1 LVL 6	LVL 2	LVL 3	LVL 4	LVL 5		B	M1	M2								
Chloroform	0.9869 0.5383	0.5291	0.6504	0.4955	0.5326	QuaF		0.5140	0.0123357		0.2000				0.9990		0.9900
Benzene	1.7941 1.1439	1.4785	1.4319	1.1080	1.1729	Ave		1.3549			0.5000	19.6		20.0			
1,4-Dioxane	1.4118 1.1883	1.2981	1.2569	1.1734	1.2105	Ave		1.2565				7.1		20.0			
Ethylene Dibromide	0.4573 0.4371	0.4908	0.4722	0.4178	0.4644	Ave		0.4566			0.1000	5.7		20.0			
1,2,3-Trichloropropane	0.7961 0.5547	0.6014	0.6364	0.5300	0.5689	Ave		0.6146				15.7		20.0			
1,2-Dibromo-3-Chloropropane	0.1778 0.1392	0.1718	0.1662	0.1339	0.1431	Ave		0.1554			0.0500	12.1		20.0			
1,2-Dichloroethane-d4 (Surr)	0.2713 0.2561	0.2625	0.2728	0.2597	0.2509	Ave		0.2622				3.3		20.0			
4-Bromofluorobenzene	0.5886 0.5497	0.5829	0.5625	0.5508	0.5554	Ave		0.5650				3.0		20.0			

Note: The m1 coefficient is the same as Ave RRF for an Ave curve type.

FORM VI
GC/MS VOA BY INTERNAL STANDARD - INITIAL CALIBRATION DATA
RESPONSE AND CONCENTRATION

Lab Name: TestAmerica Edison Job No.: 460-113008-1 Analy Batch No.: 363307

SDG No.:

Instrument ID: CVOAMS11 GC Column: DB-624 ID: 0.18(mm) Heated Purge: (Y/N) N

Calibration Start Date: 04/19/2016 09:23 Calibration End Date: 04/19/2016 11:28 Calibration ID: 55352

Calibration Files:

LEVEL:	LAB SAMPLE ID:	LAB FILE ID:
Level 1	STD002 460-363307/3	N92416.D
Level 2	STD005 460-363307/4	N92417.D
Level 3	STD01 460-363307/5	N92418.D
Level 4	STD05 460-363307/6	N92419.D
Level 5	STD1 460-363307/7	N92420.D
Level 6	STD2 460-363307/8	N92421.D

ANALYTE	IS REF	CURVE TYPE	RESPONSE					CONCENTRATION (UG/L)				
			LVL 1 LVL 6	LVL 2	LVL 3	LVL 4	LVL 5	LVL 1 LVL 6	LVL 2	LVL 3	LVL 4	LVL 5
Chloroform	FB	QuaF	818 49786	1186	2996	12211	25878	0.0200 2.00	0.0500	0.100	0.500	1.00
Benzene	FB	Ave	1487 105805	3314	6596	27308	56989	0.0200 2.00	0.0500	0.100	0.500	1.00
1,4-Dioxane	DXE	Ave	68 5779	780	1531	2889	4460	0.400 40.0	5.00	10.0	20.0	30.0
Ethylene Dibromide	CBZ	Ave	162 17198	457	926	4259	9230	0.0200 2.00	0.0500	0.100	0.500	1.00
1,2,3-Trichloropropane	CBZ	Ave	282 21825	560	1248	5402	11308	0.0200 2.00	0.0500	0.100	0.500	1.00
1,2-Dibromo-3-Chloropropane	CBZ	Ave	63 5478	160	326	1365	2845	0.0200 2.00	0.0500	0.100	0.500	1.00
1,2-Dichloroethane-d4 (Surr)	FB	Ave	5622 5923	5883	6283	6400	6095	0.500 0.500	0.500	0.500	0.500	0.500
4-Bromofluorobenzene	CBZ	Ave	5213 5407	5427	5515	5614	5520	0.500 0.500	0.500	0.500	0.500	0.500

Curve Type Legend:

Ave = Average ISTD
QuaF = Quadratic ISTD forced zero

FORM II
GC/MS VOA SURROGATE RECOVERY

Lab Name: TestAmerica Edison Job No.: 460-113008-1

SDG No.:

Matrix: Water Level: Low

GC Column (1): DB-624 ID: 0.18(mm)

Client Sample ID	Lab Sample ID	DCA #	BFB #
QC-TB042616	460-113008-1	116	104
MW-500-XX	460-113008-2	108	103
EW-EW1-XX	460-113008-3	105	106
RW-RW1RD-XX	460-113008-4	110	110
RW-RW1RS-XX	460-113008-5	112	109
RW-RW100-XX	460-113008-6	118	97
IW-N13889-XX	460-113008-7	116	99
MW-31ML-XX	460-113008-8	112	96
MW-31GL-XX	460-113008-9	125	98
MW-31MI-XX	460-113008-10	107	102
	MB 460-365733/7	115	107
	MB 460-366304/6	115	105
	MB 460-366397/7	115	113
	LCS 460-365733/4	113	100
	LCS 460-366304/3	109	108
	LCS 460-366397/4	109	105
	LCSD 460-365733/5	109	101
	LCSD 460-366304/4	108	111
	LCSD 460-366397/5	109	111

	QC LIMITS
DCA = 1,2-Dichloroethane-d4 (Surr)	60-132
BFB = 4-Bromofluorobenzene	72-123

Column to be used to flag recovery values

FORM II 8260C SIM

FORM III
GC/MS VOA LAB CONTROL SAMPLE RECOVERY

Lab Name: TestAmerica Edison Job No.: 460-113008-1

SDG No.:

Matrix: Water Level: Low Lab File ID: N93001.D

Lab ID: LCS 460-365733/4 Client ID:

COMPOUND	SPIKE ADDED (ug/L)	LCS CONCENTRATION (ug/L)	LCS % REC	QC LIMITS REC	#
1,2-Dibromo-3-Chloropropane	0.500	0.364	73	23-150	
1,4-Dioxane	20.0	24.0	120	40-160	
Ethylene Dibromide	0.500	0.516	103	60-143	

Column to be used to flag recovery and RPD values

FORM III 8260C SIM

FORM III
GC/MS VOA LAB CONTROL SAMPLE RECOVERY

Lab Name: TestAmerica Edison Job No.: 460-113008-1

SDG No.:

Matrix: Water Level: Low Lab File ID: N93138.D

Lab ID: LCS 460-366304/3 Client ID:

COMPOUND	SPIKE ADDED (ug/L)	LCS CONCENTRATION (ug/L)	LCS % REC	QC LIMITS REC	#
1,2-Dibromo-3-Chloropropane	0.500	0.373	75	23-150	
1,4-Dioxane	20.0	24.9	124	40-160	
Ethylene Dibromide	0.500	0.493	99	60-143	

Column to be used to flag recovery and RPD values

FORM III 8260C SIM

FORM III
GC/MS VOA LAB CONTROL SAMPLE RECOVERY

Lab Name: TestAmerica Edison Job No.: 460-113008-1

SDG No.:

Matrix: Water Level: Low Lab File ID: N93162.D

Lab ID: LCS 460-366397/4 Client ID:

COMPOUND	SPIKE ADDED (ug/L)	LCS CONCENTRATION (ug/L)	LCS % REC	QC LIMITS REC	#
1,2-Dibromo-3-Chloropropane	0.500	0.288	58	23-150	
1,4-Dioxane	20.0	18.7	94	40-160	
Ethylene Dibromide	0.500	0.410	82	60-143	

Column to be used to flag recovery and RPD values

FORM III 8260C SIM

FORM III
GC/MS VOA LAB CONTROL SAMPLE DUPLICATE RECOVERY

Lab Name: TestAmerica Edison Job No.: 460-113008-1

SDG No.:

Matrix: Water Level: Low Lab File ID: N93002.D

Lab ID: LCSD 460-365733/5 Client ID:

COMPOUND	SPIKE ADDED (ug/L)	LCSD CONCENTRATION (ug/L)	LCSD % REC	% RPD	QC LIMITS RPD	QC LIMITS REC	#
1,2-Dibromo-3-Chloropropane	0.500	0.352	70	3	30	23-150	
1,4-Dioxane	20.0	22.5	113	7	30	40-160	
Ethylene Dibromide	0.500	0.492	98	5	30	60-143	

Column to be used to flag recovery and RPD values

FORM III 8260C SIM

FORM III
GC/MS VOA LAB CONTROL SAMPLE DUPLICATE RECOVERY

Lab Name: TestAmerica Edison Job No.: 460-113008-1

SDG No.:

Matrix: Water Level: Low Lab File ID: N93139.D

Lab ID: LCSD 460-366304/4 Client ID:

COMPOUND	SPIKE ADDED (ug/L)	LCSD CONCENTRATION (ug/L)	LCSD % REC	% RPD	QC LIMITS RPD	QC LIMITS REC	#
1,2-Dibromo-3-Chloropropane	0.500	0.285	57	27	30	23-150	
1,4-Dioxane	20.0	20.4	102	20	30	40-160	
Ethylene Dibromide	0.500	0.435	87	12	30	60-143	

Column to be used to flag recovery and RPD values

FORM III 8260C SIM

FORM III
GC/MS VOA LAB CONTROL SAMPLE DUPLICATE RECOVERY

Lab Name: TestAmerica Edison Job No.: 460-113008-1

SDG No.:

Matrix: Water Level: Low Lab File ID: N93163.D

Lab ID: LCSD 460-366397/5 Client ID:

COMPOUND	SPIKE ADDED (ug/L)	LCSD CONCENTRATION (ug/L)	LCSD % REC	% RPD	QC LIMITS RPD	QC LIMITS REC	#
1,2-Dibromo-3-Chloropropane	0.500	0.277	55	4	30	23-150	
1,4-Dioxane	20.0	19.1	96	2	30	40-160	
Ethylene Dibromide	0.500	0.425	85	4	30	60-143	

Column to be used to flag recovery and RPD values

FORM III 8260C SIM

FORM IV
GC/MS VOA METHOD BLANK SUMMARY

Lab Name: TestAmerica Edison Job No.: 460-113008-1

SDG No.:

Lab File ID: N93004.D Lab Sample ID: MB 460-365733/7

Matrix: Water Heated Purge:(Y/N) N

Instrument ID: CVOAMS11 Date Analyzed: 05/02/2016 08:56

GC Column: DB-624 ID: 0.18(mm)

THIS METHOD BLANK APPLIES TO THE FOLLOWING SAMPLES:

CLIENT SAMPLE ID	LAB SAMPLE ID	LAB FILE ID	DATE ANALYZED
	LCS 460-365733/4	N93001.D	05/02/2016 07:29
	LCSD 460-365733/5	N93002.D	05/02/2016 07:54
RW-RW100-XX	460-113008-6	N93021.D	05/02/2016 16:25
IW-N13889-XX	460-113008-7	N93022.D	05/02/2016 16:50
MW-31ML-XX	460-113008-8	N93023.D	05/02/2016 17:15
MW-31GL-XX	460-113008-9	N93024.D	05/02/2016 17:40
MW-31MI-XX	460-113008-10	N93025.D	05/02/2016 18:05

FORM IV
GC/MS VOA METHOD BLANK SUMMARY

Lab Name: TestAmerica Edison Job No.: 460-113008-1

SDG No.:

Lab File ID: N93141.D Lab Sample ID: MB 460-366304/6

Matrix: Water Heated Purge:(Y/N) N

Instrument ID: CVOAMS11 Date Analyzed: 05/04/2016 21:28

GC Column: DB-624 ID: 0.18(mm)

THIS METHOD BLANK APPLIES TO THE FOLLOWING SAMPLES:

CLIENT SAMPLE ID	LAB SAMPLE ID	LAB FILE ID	DATE ANALYZED
	LCS 460-366304/3	N93138.D	05/04/2016 20:07
	LCSD 460-366304/4	N93139.D	05/04/2016 20:32
EW-EW1-XX	460-113008-3	N93145.D	05/04/2016 23:08
RW-RW1RD-XX	460-113008-4	N93146.D	05/04/2016 23:33
RW-RW1RS-XX	460-113008-5	N93147.D	05/04/2016 23:58

FORM IV
GC/MS VOA METHOD BLANK SUMMARY

Lab Name: TestAmerica Edison Job No.: 460-113008-1

SDG No.:

Lab File ID: N93165.D Lab Sample ID: MB 460-366397/7

Matrix: Water Heated Purge:(Y/N) N

Instrument ID: CVOAMS11 Date Analyzed: 05/05/2016 09:09

GC Column: DB-624 ID: 0.18(mm)

THIS METHOD BLANK APPLIES TO THE FOLLOWING SAMPLES:

CLIENT SAMPLE ID	LAB SAMPLE ID	LAB FILE ID	DATE ANALYZED
	LCS 460-366397/4	N93162.D	05/05/2016 07:54
	LCSD 460-366397/5	N93163.D	05/05/2016 08:19
MW-500-XX	460-113008-2	N93166.D	05/05/2016 09:50
QC-TB042616	460-113008-1	N93175.D	05/05/2016 13:35

FORM V
GC/MS VOA INSTRUMENT PERFORMANCE CHECK
BROMOFLUOROBENZENE (BFB)

Lab Name: TestAmerica Edison Job No.: 460-113008-1

SDG No.:

Lab File ID: N92414.D BFB Injection Date: 04/19/2016

Instrument ID: CVOAMS11 BFB Injection Time: 08:28

Analysis Batch No.: 363307

M/E	ION ABUNDANCE CRITERIA	% RELATIVE ABUNDANCE	
50	15.0 - 40.0 % of mass 95	25.7	
75	30.0 - 60.0 % of mass 95	53.9	
95	Base Peak, 100% relative abundance	100.0	
96	5.0 - 9.0 % of mass 95	6.6	
173	Less than 2.0 % of mass 174	0.0	(0.0) 1
174	50.0 - 120.00 % of mass 95	62.6	
175	5.0 - 9.0 % of mass 174	5.3	(8.4) 1
176	95.0 - 101.0 % of mass 174	60.8	(97.1) 1
177	5.0 - 9.0 % of mass 176	4.1	(6.8) 2

1-Value is % mass 174 2-Value is % mass 176

THIS CHECK APPLIES TO THE FOLLOWING SAMPLES, MS, MSD, BLANKS AND STANDARDS:

CLIENT SAMPLE ID	LAB SAMPLE ID	LAB FILE ID	DATE ANALYZED	TIME ANALYZED
	STD002 460-363307/3	N92416.D	04/19/2016	09:23
	STD005 460-363307/4	N92417.D	04/19/2016	09:48
	STD01 460-363307/5	N92418.D	04/19/2016	10:13
	STD05 460-363307/6	N92419.D	04/19/2016	10:38
	STD1 460-363307/7	N92420.D	04/19/2016	11:03
	STD2 460-363307/8	N92421.D	04/19/2016	11:28

FORM V
GC/MS VOA INSTRUMENT PERFORMANCE CHECK
BROMOFLUOROBENZENE (BFB)

Lab Name: TestAmerica Edison Job No.: 460-113008-1

SDG No.:

Lab File ID: N92998.D BFB Injection Date: 05/02/2016

Instrument ID: CVOAMS11 BFB Injection Time: 06:15

Analysis Batch No.: 365733

M/E	ION ABUNDANCE CRITERIA	% RELATIVE ABUNDANCE	
50	15.0 - 40.0 % of mass 95	24.1	
75	30.0 - 60.0 % of mass 95	53.6	
95	Base Peak, 100% relative abundance	100.0	
96	5.0 - 9.0 % of mass 95	7.0	
173	Less than 2.0 % of mass 174	0.0	(0.0) 1
174	50.0 - 120.00 % of mass 95	69.9	
175	5.0 - 9.0 % of mass 174	5.6	(8.1) 1
176	95.0 - 101.0 % of mass 174	66.8	(95.5) 1
177	5.0 - 9.0 % of mass 176	5.0	(7.4) 2

1-Value is % mass 174 2-Value is % mass 176

THIS CHECK APPLIES TO THE FOLLOWING SAMPLES, MS, MSD, BLANKS AND STANDARDS:

CLIENT SAMPLE ID	LAB SAMPLE ID	LAB FILE ID	DATE ANALYZED	TIME ANALYZED
	CCVIS 460-365733/3	N93000.D	05/02/2016	07:03
	LCS 460-365733/4	N93001.D	05/02/2016	07:29
	LCSD 460-365733/5	N93002.D	05/02/2016	07:54
	MB 460-365733/7	N93004.D	05/02/2016	08:56
RW-RW100-XX	460-113008-6	N93021.D	05/02/2016	16:25
IW-N13889-XX	460-113008-7	N93022.D	05/02/2016	16:50
MW-31ML-XX	460-113008-8	N93023.D	05/02/2016	17:15
MW-31GL-XX	460-113008-9	N93024.D	05/02/2016	17:40
MW-31MI-XX	460-113008-10	N93025.D	05/02/2016	18:05

FORM V
GC/MS VOA INSTRUMENT PERFORMANCE CHECK
BROMOFLUOROBENZENE (BFB)

Lab Name: TestAmerica Edison Job No.: 460-113008-1

SDG No.:

Lab File ID: N93136.D BFB Injection Date: 05/04/2016

Instrument ID: CVOAMS11 BFB Injection Time: 19:22

Analysis Batch No.: 366304

M/E	ION ABUNDANCE CRITERIA	% RELATIVE ABUNDANCE	
50	15.0 - 40.0 % of mass 95	21.0	
75	30.0 - 60.0 % of mass 95	52.1	
95	Base Peak, 100% relative abundance	100.0	
96	5.0 - 9.0 % of mass 95	7.1	
173	Less than 2.0 % of mass 174	0.0	(0.0) 1
174	50.0 - 120.00 % of mass 95	76.0	
175	5.0 - 9.0 % of mass 174	5.7	(7.5) 1
176	95.0 - 101.0 % of mass 174	74.8	(98.5) 1
177	5.0 - 9.0 % of mass 176	4.9	(6.5) 2

1-Value is % mass 174 2-Value is % mass 176

THIS CHECK APPLIES TO THE FOLLOWING SAMPLES, MS, MSD, BLANKS AND STANDARDS:

CLIENT SAMPLE ID	LAB SAMPLE ID	LAB FILE ID	DATE ANALYZED	TIME ANALYZED
	CCVIS 460-366304/2	N93137.D	05/04/2016	19:40
	LCS 460-366304/3	N93138.D	05/04/2016	20:07
	LCSD 460-366304/4	N93139.D	05/04/2016	20:32
	MB 460-366304/6	N93141.D	05/04/2016	21:28
EW-EW1-XX	460-113008-3	N93145.D	05/04/2016	23:08
RW-RW1RD-XX	460-113008-4	N93146.D	05/04/2016	23:33
RW-RW1RS-XX	460-113008-5	N93147.D	05/04/2016	23:58

FORM V
GC/MS VOA INSTRUMENT PERFORMANCE CHECK
BROMOFLUOROBENZENE (BFB)

Lab Name: TestAmerica Edison Job No.: 460-113008-1

SDG No.:

Lab File ID: N93159.D BFB Injection Date: 05/05/2016

Instrument ID: CVOAMS11 BFB Injection Time: 06:10

Analysis Batch No.: 366397

M/E	ION ABUNDANCE CRITERIA	% RELATIVE ABUNDANCE	
50	15.0 - 40.0 % of mass 95	20.4	
75	30.0 - 60.0 % of mass 95	50.4	
95	Base Peak, 100% relative abundance	100.0	
96	5.0 - 9.0 % of mass 95	6.7	
173	Less than 2.0 % of mass 174	0.0	(0.0) 1
174	50.0 - 120.00 % of mass 95	82.9	
175	5.0 - 9.0 % of mass 174	6.5	(7.8) 1
176	95.0 - 101.0 % of mass 174	79.2	(95.5) 1
177	5.0 - 9.0 % of mass 176	5.3	(6.7) 2

1-Value is % mass 174 2-Value is % mass 176

THIS CHECK APPLIES TO THE FOLLOWING SAMPLES, MS, MSD, BLANKS AND STANDARDS:

CLIENT SAMPLE ID	LAB SAMPLE ID	LAB FILE ID	DATE ANALYZED	TIME ANALYZED
	CCVIS 460-366397/3	N93161.D	05/05/2016	07:02
	LCS 460-366397/4	N93162.D	05/05/2016	07:54
	LCSD 460-366397/5	N93163.D	05/05/2016	08:19
	MB 460-366397/7	N93165.D	05/05/2016	09:09
MW-500-XX	460-113008-2	N93166.D	05/05/2016	09:50
QC-TB042616	460-113008-1	N93175.D	05/05/2016	13:35

FORM VIII
GC/MS VOA INTERNAL STANDARD AREA AND RETENTION TIME SUMMARY

Lab Name: TestAmerica Edison Job No.: 460-113008-1

SDG No.:

Sample No.: CCVIS 460-365733/3 Date Analyzed: 05/02/2016 07:03

Instrument ID: CVOAMS11 GC Column: DB-624 ID: 0.18(mm)

Lab File ID (Standard): N93000.D Heated Purge: (Y/N) N

Calibration ID: 55352

		FB		DXE		CBZ	
		AREA #	RT #	AREA #	RT #	AREA #	RT #
12/24 HOUR STD		14367	3.79	8142	4.51	6595	7.39
UPPER LIMIT		28734	4.29	16284	5.01	13190	7.89
LOWER LIMIT		7184	3.29	4071	4.01	3298	6.89
LAB SAMPLE ID	CLIENT SAMPLE ID						
LCS 460-365733/4		17220	3.79	8677	4.51	7732	7.39
LCSD 460-365733/5		17979	3.79	9335	4.51	7818	7.39
MB 460-365733/7		17114	3.79	8750	4.51	7354	7.39
460-113008-6	RW-RW100-XX	16592	3.79	8140	4.51	7274	7.39
460-113008-7	IW-N13889-XX	16505	3.79	8108	4.51	6995	7.39
460-113008-8	MW-31ML-XX	16562	3.79	7978	4.51	7206	7.39
460-113008-9	MW-31GL-XX	14830	3.79	7950	4.51	6824	7.39
460-113008-10	MW-31MI-XX	19125	3.79	8480	4.51	7472	7.39

FB = Fluorobenzene
DXE = 1,4-Dioxane-d8
CBZ = Chlorobenzene-d5

Area Limit = 50%-200% of internal standard area
RT Limit = ± 0.5 minutes of internal standard RT

Column used to flag values outside QC limits

FORM VIII 8260C SIM

FORM VIII
GC/MS VOA INTERNAL STANDARD AREA AND RETENTION TIME SUMMARY

Lab Name: TestAmerica Edison Job No.: 460-113008-1

SDG No.:

Sample No.: CCVIS 460-366304/2 Date Analyzed: 05/04/2016 19:40

Instrument ID: CVOAMS11 GC Column: DB-624 ID: 0.18(mm)

Lab File ID (Standard): N93137.D Heated Purge: (Y/N) N

Calibration ID: 55352

		FB		DXE		CBZ	
		AREA #	RT #	AREA #	RT #	AREA #	RT #
12/24 HOUR STD		18196	3.79	10146	4.51	9165	7.39
UPPER LIMIT		36392	4.29	20292	5.01	18330	7.89
LOWER LIMIT		9098	3.29	5073	4.01	4583	6.89
LAB SAMPLE ID	CLIENT SAMPLE ID						
LCS 460-366304/3		14441	3.79	8636	4.51	7295	7.39
LCSD 460-366304/4		18799	3.79	10510	4.51	8655	7.39
MB 460-366304/6		18266	3.79	10245	4.51	8682	7.39
460-113008-3	EW-EW1-XX	24920	3.79	11273	4.51	10889	7.39
460-113008-4	RW-RW1RD-XX	20039	3.79	10730	4.51	9020	7.39
460-113008-5	RW-RW1RS-XX	21929	3.79	11176	4.51	9513	7.39

FB = Fluorobenzene
DXE = 1,4-Dioxane-d8
CBZ = Chlorobenzene-d5

Area Limit = 50%-200% of internal standard area
RT Limit = ± 0.5 minutes of internal standard RT

Column used to flag values outside QC limits

FORM VIII 8260C SIM

FORM VIII
GC/MS VOA INTERNAL STANDARD AREA AND RETENTION TIME SUMMARY

Lab Name: TestAmerica Edison Job No.: 460-113008-1

SDG No.:

Sample No.: CCVIS 460-366397/3 Date Analyzed: 05/05/2016 07:02

Instrument ID: CVOAMS11 GC Column: DB-624 ID: 0.18(mm)

Lab File ID (Standard): N93161.D Heated Purge: (Y/N) N

Calibration ID: 55352

		FB		DXE		CBZ	
		AREA #	RT #	AREA #	RT #	AREA #	RT #
12/24 HOUR STD		19990	3.79	12098	4.51	9336	7.39
UPPER LIMIT		39980	4.29	24196	5.01	18672	7.89
LOWER LIMIT		9995	3.29	6049	4.01	4668	6.89
LAB SAMPLE ID	CLIENT SAMPLE ID						
LCS 460-366397/4		22271	3.79	11592	4.51	10178	7.39
LCSD 460-366397/5		21153	3.79	12282	4.51	9400	7.39
MB 460-366397/7		16766	3.79	10084	4.51	7516	7.39
460-113008-2	MW-500-XX	22147	3.79	11083	4.51	9518	7.39
460-113008-1	QC-TB042616	17763	3.79	10233	4.51	8949	7.39

FB = Fluorobenzene
DXE = 1,4-Dioxane-d8
CBZ = Chlorobenzene-d5

Area Limit = 50%-200% of internal standard area
RT Limit = ± 0.5 minutes of internal standard RT

Column used to flag values outside QC limits

FORM VIII 8260C SIM

3-IN
METHOD BLANK
GENERAL CHEMISTRY

Lab Name: TestAmerica Edison Job No.: 460-113008-1

SDG No.:

Method	Lab Sample ID	Analyte	Result	Qual	Units	RL	Dil
Batch ID: 366674 Date: 05/04/2016 11:07							
SM 4500 Cl- B	MB 460-366674/1	Chloride	5.0	U	mg/L	5.0	1

FORM III-IN

3-IN
METHOD BLANK
GENERAL CHEMISTRY

Lab Name: TestAmerica Edison Job No.: 460-113008-1

SDG No.:

Method	Lab Sample ID	Analyte	Result	Qual	Units	RL	Dil
Batch ID: 366674 Date: 05/04/2016 11:07							
SM 4500 Cl- B	MB 460-366674/1	Chloride	5.0	U	mg/L	5.0	1

FORM III-IN

5-IN
MATRIX SPIKE SAMPLE RECOVERY
GENERAL CHEMISTRY

Lab Name: TestAmerica Edison Job No.: 460-113008-1

SDG No.:

Matrix: Water

Method	Lab Sample ID	Analyte	Result	C	Unit	Spike Amount	Pct. Rec.	Limits	RPD	RPD Limit	Q
Batch ID: 366674 Date: 05/04/2016 11:07											
SM 4500 Cl- B	460-113008-10	Chloride	66.5		mg/L						
SM 4500 Cl- B	460-113008-10 MS	Chloride	120.0		mg/L	50.0	107	90-110			

Calculations are performed before rounding to avoid round-off errors in calculated results.

FORM V-IN

5-IN
MATRIX SPIKE DUPLICATE SAMPLE RECOVERY
GENERAL CHEMISTRY

Lab Name: TestAmerica Edison Job No.: 460-113008-1

SDG No.:

Matrix: Water

Method	Lab Sample ID	Analyte	Result	C	Unit	Spike Amount	Pct. Rec.	Limits	RPD	RPD Limit	Q
Batch ID: 366674 Date: 05/04/2016 11:07											
SM 4500 Cl- B	460-113008-10 MSD	Chloride	120.0		mg/L	50.0	107	90-110	0	10	

Calculations are performed before rounding to avoid round-off errors in calculated results.

FORM V-IN

7A-IN
LCS-CERTIFIED REFERENCE MATERIAL
GENERAL CHEMISTRY

Lab Name: TestAmerica Edison Job No.: 460-113008-1

SDG No.:

Matrix: Water

Method	Lab Sample ID	Analyte	Result	C	Unit	Spike Amount	Pct. Rec.	Limits	RPD	RPD Limit	Q
Batch ID: 366674	Date: 05/04/2016 11:07										
						LCS Source: WTchlLCS_00061					
SM 4500 Cl- B	LCSSRM 460-366674/2 ^2	Chloride	95.98		mg/L	96.1	99.9	90.9-109.3			

Calculations are performed before rounding to avoid round-off errors in calculated results.

FORM VIIA-IN

9-IN
DETECTION LIMITS
GENERAL CHEMISTRY

Lab Name: TestAmerica Edison Job Number: 460-113008-1

SDG Number:

Matrix: Water Instrument ID: NOEQUIP

Method: SM 4500 Cl- B MDL Date: 03/02/2015 07:40

Analyte	Wavelength/ Mass	RL (mg/L)	MDL (mg/L)
Chloride		5	0.84

FORM IX - IN

9-IN
CALIBRATION BLANK DETECTION LIMITS
GENERAL CHEMISTRY

Lab Name: TestAmerica Edison Job Number: 460-113008-1

SDG Number:

Matrix: Water Instrument ID: NOEQUIP

Method: SM 4500 Cl- B XMDL Date: 03/02/2015 07:41

Analyte	Wavelength/ Mass	XRL (mg/L)	XMDL (mg/L)
Chloride		5	0.84

FORM IX - IN

13-IN
ANALYSIS RUN LOG
GENERAL CHEMISTRY

Lab Name: TestAmerica Edison Job No.: 460-113008-1

SDG No.:

Instrument ID: NOEQUIP Method: SM 4500 Cl- B

Start Date: 05/04/2016 11:07 End Date: 05/04/2016 11:07

Lab Sample ID	D/F	Type	Time	Analytes																			
				CL-																			
MB 460-366674/1	1	T	11:07	X																			
LCSSRM 460-366674/2 ^2	2	T	11:07	X																			
ZZZZZZ			11:07																				
ZZZZZZ			11:07																				
ZZZZZZ			11:07																				
ZZZZZZ			11:07																				
460-113008-2	1	T	11:07	X																			
460-113008-3	4	T	11:07	X																			
460-113008-4	2	T	11:07	X																			
460-113008-5	4	T	11:07	X																			
460-113008-6	2	T	11:07	X																			
460-113008-7	4	T	11:07	X																			
460-113008-8	1	T	11:07	X																			
460-113008-9	2	T	11:07	X																			
460-113008-10	1	T	11:07	X																			
460-113008-10 MS	2	T	11:07	X																			
460-113008-10 MSD	2	T	11:07	X																			

Prep Types
T = Total/NA

GENERAL CHEMISTRY BATCH WORKSHEET

Lab Name: TestAmerica Edison Job No.: 460-113008-1

SDG No.:

Batch Number: 366674 Batch Start Date: 05/04/16 11:07 Batch Analyst: Vu, Huan

Batch Method: SM 4500 Cl- B Batch End Date: 05/09/16 09:37

Lab Sample ID	Client Sample ID	Method Chain	Basis	FinalAmount	WTchlLCS 00061	WTchlSP1 00021	AnalysisComment		
MB 460-366674/1		SM 4500 Cl- B		100 mL			B-0131-16 : 0.014 N AgNO3 exp;11/04/16		
LCSSRM 460-366674/2 ^2		SM 4500 Cl- B		100 mL	50 mL		B-3983-16 : K2CrO4 exp;05/11/16		
460-113008-F-2	MW-500-XX	SM 4500 Cl- B	T	100 mL					
460-113008-F-3 ^4	EW-EW1-XX	SM 4500 Cl- B	T	100 mL					
460-113008-F-4 ^2	RW-RW1RD-XX	SM 4500 Cl- B	T	100 mL					
460-113008-F-5 ^4	RW-RW1RS-XX	SM 4500 Cl- B	T	100 mL					
460-113008-F-6 ^2	RW-RW100-XX	SM 4500 Cl- B	T	100 mL					
460-113008-F-7 ^4	IW-N13889-XX	SM 4500 Cl- B	T	100 mL					
460-113008-F-8	MW-31ML-XX	SM 4500 Cl- B	T	100 mL					
460-113008-F-9 ^2	MW-31GL-XX	SM 4500 Cl- B	T	100 mL					
460-113008-F-10	MW-31MI-XX	SM 4500 Cl- B	T	100 mL					
460-113008-F-10 MS ^2	MW-31MI-XX	SM 4500 Cl- B	T	100 mL		2.5 mL			
460-113008-F-10 MSD ^2	MW-31MI-XX	SM 4500 Cl- B	T	100 mL		2.5 mL			

Batch Notes	

Basis	Basis Description
T	Total/NA

The pound sign (#) in the amount added field denotes that the reagent was used undiluted. All calculations are performed using the stated concentration for this reagent.

FORM VI
HPLC/IC BY EXTERNAL STANDARD - INITIAL CALIBRATION DATA
RETENTION TIME SUMMARY

Lab Name: TestAmerica Pittsburgh Job No.: 460-113008-1 Analy Batch No.: 173853

SDG No.:

Instrument ID: CHIC2100A GC Column: AS-18 ID: Heated Purge: (Y/N) N

Calibration Start Date: 04/19/2016 06:56 Calibration End Date: 04/19/2016 08:29 Calibration ID: 30273

Calibration Files:

LEVEL:	LAB SAMPLE ID:	LAB FILE ID:
Level 1	IC 180-173853/2	A-ICS2100 A 04-19-2016-2.d
Level 2	IC 180-173853/3	A-ICS2100 A 04-19-2016-3.d
Level 3	IC 180-173853/4	A-ICS2100 A 04-19-2016-4.d
Level 4	IC 180-173853/5	A-ICS2100 A 04-19-2016-5.d
Level 5	IC 180-173853/6	A-ICS2100 A 04-19-2016-6.d
Level 6	IC 180-173853/7	A-ICS2100 A 04-19-2016-7.d
Level 7	IC 180-173853/8	A-ICS2100 A 04-19-2016-8.d

ANALYTE	LVL 1	LVL 2	LVL 3	LVL 4	LVL 5	LVL 6	LVL 7				RT WINDOW	AVG RT
Bromide	6.483	6.500	6.500	6.492	6.483	6.492	6.492				6.150 - 6.850	6.492

FORM VI
HPLC/IC BY EXTERNAL STANDARD - INITIAL CALIBRATION DATA
RESPONSE AND CONCENTRATION

Lab Name: TestAmerica Pittsburgh Job No.: 460-113008-1 Analy Batch No.: 173853

SDG No.:

Instrument ID: CHIC2100A GC Column: AS-18 ID: Heated Purge: (Y/N) N

Calibration Start Date: 04/19/2016 06:56 Calibration End Date: 04/19/2016 08:29 Calibration ID: 30273

Calibration Files:

LEVEL:	LAB SAMPLE ID:	LAB FILE ID:
Level 1	IC 180-173853/2	A-ICS2100 A 04-19-2016-2.d
Level 2	IC 180-173853/3	A-ICS2100 A 04-19-2016-3.d
Level 3	IC 180-173853/4	A-ICS2100 A 04-19-2016-4.d
Level 4	IC 180-173853/5	A-ICS2100 A 04-19-2016-5.d
Level 5	IC 180-173853/6	A-ICS2100 A 04-19-2016-6.d
Level 6	IC 180-173853/7	A-ICS2100 A 04-19-2016-7.d
Level 7	IC 180-173853/8	A-ICS2100 A 04-19-2016-8.d

ANALYTE	CURVE TYPE	RESPONSE					CONCENTRATION (UG/ML)				
		LVL 1 LVL 6	LVL 2 LVL 7	LVL 3	LVL 4	LVL 5	LVL 1 LVL 6	LVL 2 LVL 7	LVL 3	LVL 4	LVL 5
Bromide	Lin	7331 276973	20899 528086	31442	68342	129264	0.00250 0.100	0.00500 0.200	0.0100	0.0250	0.0500

Curve Type Legend:

Lin = Linear by Height

FORM VII
HPLC/IC CONTINUING CALIBRATION DATA

Lab Name: TestAmerica Pittsburgh Job No.: 460-113008-1

SDG No.:

Lab Sample ID: ICV 180-175201/2 Calibration Date: 05/04/2016 07:02

Instrument ID: CHIC2100A Calib Start Date: 04/19/2016 06:56

GC Column: AS-18 ID: Calib End Date: 04/19/2016 08:29

Lab File ID: A-ICS2100 A 05-04-2016-2.d Conc. Units: mg/L

ANALYTE	CURVE TYPE	AVE CF	CF	MIN CF	CALC AMOUNT	SPIKE AMOUNT	%D	MAX %D
Bromide	Lin		2638120		0.0485	0.0500	-2.9	10.0

FORM VII 300.0

FORM VII
HPLC/IC CONTINUING CALIBRATION RETENTION TIME SUMMARY

Lab Name: TestAmerica Pittsburgh Job No.: 460-113008-1

SDG No.:

Lab Sample ID: ICV 180-175201/2 Calibration Date: 05/04/2016 07:02

Instrument ID: CHIC2100A Calib Start Date: 04/19/2016 06:56

GC Column: AS-18 ID: Calib End Date: 04/19/2016 08:29

Lab File ID: A-ICS2100 A 05-04-2016-2.d

Analyte	RT	RT WINDOW	
		FROM	TO
Bromide	6.46	6.11	6.81

Form VII 300.0

FORM VII
HPLC/IC CONTINUING CALIBRATION DATA

Lab Name: TestAmerica Pittsburgh Job No.: 460-113008-1

SDG No.:

Lab Sample ID: CCV 180-175201/3 Calibration Date: 05/04/2016 07:24

Instrument ID: CHIC2100A Calib Start Date: 04/19/2016 06:56

GC Column: AS-18 ID: Calib End Date: 04/19/2016 08:29

Lab File ID: A-ICS2100 A 05-04-2016-3.d Conc. Units: mg/L

ANALYTE	CURVE TYPE	AVE CF	CF	MIN CF	CALC AMOUNT	SPIKE AMOUNT	%D	MAX %D
Bromide	Lin		2586970		0.0966	0.100	-3.4	10.0

FORM VII 300.0

FORM VII
HPLC/IC CONTINUING CALIBRATION RETENTION TIME SUMMARY

Lab Name: TestAmerica Pittsburgh Job No.: 460-113008-1

SDG No.:

Lab Sample ID: CCV 180-175201/3 Calibration Date: 05/04/2016 07:24

Instrument ID: CHIC2100A Calib Start Date: 04/19/2016 06:56

GC Column: AS-18 ID: Calib End Date: 04/19/2016 08:29

Lab File ID: A-ICS2100 A 05-04-2016-3.d

Analyte	RT	RT WINDOW	
		FROM	TO
Bromide	6.46	6.11	6.81

Form VII 300.0

FORM VII
HPLC/IC CONTINUING CALIBRATION DATA

Lab Name: TestAmerica Pittsburgh Job No.: 460-113008-1

SDG No.:

Lab Sample ID: CCV 180-175201/15 Calibration Date: 05/04/2016 12:06

Instrument ID: CHIC2100A Calib Start Date: 04/19/2016 06:56

GC Column: AS-18 ID: Calib End Date: 04/19/2016 08:29

Lab File ID: A-ICS2100 A 05-04-2016-15.d Conc. Units: mg/L

ANALYTE	CURVE TYPE	AVE CF	CF	MIN CF	CALC AMOUNT	SPIKE AMOUNT	%D	MAX %D
Bromide	Lin		2432970		0.0908	0.100	-9.2	10.0

FORM VII 300.0

FORM VII
HPLC/IC CONTINUING CALIBRATION RETENTION TIME SUMMARY

Lab Name: TestAmerica Pittsburgh Job No.: 460-113008-1

SDG No.:

Lab Sample ID: CCV 180-175201/15 Calibration Date: 05/04/2016 12:06

Instrument ID: CHIC2100A Calib Start Date: 04/19/2016 06:56

GC Column: AS-18 ID: Calib End Date: 04/19/2016 08:29

Lab File ID: A-ICS2100 A 05-04-2016-15.d

Analyte	RT	RT WINDOW	
		FROM	TO
Bromide	6.44	6.09	6.79

Form VII 300.0

FORM VII
HPLC/IC CONTINUING CALIBRATION DATA

Lab Name: TestAmerica Pittsburgh Job No.: 460-113008-1

SDG No.:

Lab Sample ID: ICV 180-175328/2 Calibration Date: 05/05/2016 05:02

Instrument ID: CHIC2100A Calib Start Date: 04/19/2016 06:56

GC Column: AS-18 ID: Calib End Date: 04/19/2016 08:29

Lab File ID: A-ICS2100 A 05-05-2016-2.d Conc. Units: mg/L

ANALYTE	CURVE TYPE	AVE CF	CF	MIN CF	CALC AMOUNT	SPIKE AMOUNT	%D	MAX %D
Bromide	Lin		2620360		0.0482	0.0500	-3.6	10.0

FORM VII 300.0

FORM VII
HPLC/IC CONTINUING CALIBRATION RETENTION TIME SUMMARY

Lab Name: TestAmerica Pittsburgh Job No.: 460-113008-1

SDG No.:

Lab Sample ID: ICV 180-175328/2 Calibration Date: 05/05/2016 05:02

Instrument ID: CHIC2100A Calib Start Date: 04/19/2016 06:56

GC Column: AS-18 ID: Calib End Date: 04/19/2016 08:29

Lab File ID: A-ICS2100 A 05-05-2016-2.d

Analyte	RT	RT WINDOW	
		FROM	TO
Bromide	6.45	6.09	6.79

Form VII 300.0

FORM VII
HPLC/IC CONTINUING CALIBRATION DATA

Lab Name: TestAmerica Pittsburgh Job No.: 460-113008-1

SDG No.:

Lab Sample ID: CCV 180-175328/3 Calibration Date: 05/05/2016 05:49

Instrument ID: CHIC2100A Calib Start Date: 04/19/2016 06:56

GC Column: AS-18 ID: Calib End Date: 04/19/2016 08:29

Lab File ID: A-ICS2100 A 05-05-2016-3.d Conc. Units: mg/L

ANALYTE	CURVE TYPE	AVE CF	CF	MIN CF	CALC AMOUNT	SPIKE AMOUNT	%D	MAX %D
Bromide	Lin		2767110		0.103	0.100	3.5	10.0

FORM VII 300.0

FORM VII
HPLC/IC CONTINUING CALIBRATION RETENTION TIME SUMMARY

Lab Name: TestAmerica Pittsburgh Job No.: 460-113008-1

SDG No.:

Lab Sample ID: CCV 180-175328/3 Calibration Date: 05/05/2016 05:49

Instrument ID: CHIC2100A Calib Start Date: 04/19/2016 06:56

GC Column: AS-18 ID: Calib End Date: 04/19/2016 08:29

Lab File ID: A-ICS2100 A 05-05-2016-3.d

Analyte	RT	RT WINDOW	
		FROM	TO
Bromide	6.44	6.09	6.79

Form VII 300.0

FORM VII
HPLC/IC CONTINUING CALIBRATION DATA

Lab Name: TestAmerica Pittsburgh Job No.: 460-113008-1

SDG No.:

Lab Sample ID: CCV 180-175328/15 Calibration Date: 05/05/2016 09:12

Instrument ID: CHIC2100A Calib Start Date: 04/19/2016 06:56

GC Column: AS-18 ID: Calib End Date: 04/19/2016 08:29

Lab File ID: A-ICS2100 A 05-05-2016-15.d Conc. Units: mg/L

ANALYTE	CURVE TYPE	AVE CF	CF	MIN CF	CALC AMOUNT	SPIKE AMOUNT	%D	MAX %D
Bromide	Lin		2649960		0.0990	0.100	-1.0	10.0

FORM VII 300.0

FORM VII
HPLC/IC CONTINUING CALIBRATION RETENTION TIME SUMMARY

Lab Name: TestAmerica Pittsburgh Job No.: 460-113008-1

SDG No.:

Lab Sample ID: CCV 180-175328/15 Calibration Date: 05/05/2016 09:12

Instrument ID: CHIC2100A Calib Start Date: 04/19/2016 06:56

GC Column: AS-18 ID: Calib End Date: 04/19/2016 08:29

Lab File ID: A-ICS2100 A 05-05-2016-15.d

Analyte	RT	RT WINDOW	
		FROM	TO
Bromide	6.44	6.09	6.79

Form VII 300.0

FORM I
HPLC/IC ORGANICS ANALYSIS DATA SHEET

Lab Name: TestAmerica Pittsburgh
Job No.: 460-113008-1
SDG No.:
Client Sample ID:
Lab Sample ID: MB 180-175328/6
Matrix: Water
Lab File ID: A-ICS2100 A 05-05-2016-6.d
Analysis Method: 300.0
Date Collected:
Extraction Method:
Date Extracted:
Sample wt/vol: 1(mL)
Date Analyzed: 05/05/2016 06:47
Con. Extract Vol.:
Dilution Factor: 1
Injection Volume: 25(mL)
GC Column: AS-18 ID:
% Moisture:
GPC Cleanup:(Y/N) N
Analysis Batch No.: 175328
Units: mg/L

CAS NO.	COMPOUND NAME	RESULT	Q	RL	MDL
24959-67-9	Bromide	0.0025	U	0.0025	0.00045

FORM I
HPLC/IC ORGANICS ANALYSIS DATA SHEET

Lab Name: TestAmerica Pittsburgh
Job No.: 460-113008-1
SDG No.:
Client Sample ID:
Lab Sample ID: MB 180-175201/6
Matrix: Water
Lab File ID: A-ICS2100 A 05-04-2016-6.d
Analysis Method: 300.0
Date Collected:
Extraction Method:
Date Extracted:
Sample wt/vol: 1(mL)
Date Analyzed: 05/04/2016 08:26
Con. Extract Vol.:
Dilution Factor: 1
Injection Volume: 25(mL)
GC Column: AS-18 ID:
% Moisture:
GPC Cleanup:(Y/N) N
Analysis Batch No.: 175201
Units: mg/L

CAS NO.	COMPOUND NAME	RESULT	Q	RL	MDL
24959-67-9	Bromide	0.0025	U	0.0025	0.00045

HPLC/IC ANALYSIS RUN LOG

Lab Name: TestAmerica Pittsburgh Job No.: 460-113008-1

SDG No.:

Instrument ID: CHIC2100A Start Date: 04/19/2016 06:36

Analysis Batch Number: 173853 End Date: 04/19/2016 16:16

LAB SAMPLE ID	CLIENT SAMPLE ID	DATE ANALYZED	DILUTION FACTOR	LAB FILE ID	COLUMN ID
RINSE 180-173853/1		04/19/2016 06:36	1		AS-18
IC 180-173853/2		04/19/2016 06:56	1	A-ICS2100 A 04-19-2016-2.d	AS-18
IC 180-173853/3		04/19/2016 07:11	1	A-ICS2100 A 04-19-2016-3.d	AS-18
IC 180-173853/4		04/19/2016 07:27	1	A-ICS2100 A 04-19-2016-4.d	AS-18
IC 180-173853/5		04/19/2016 07:42	1	A-ICS2100 A 04-19-2016-5.d	AS-18
IC 180-173853/6		04/19/2016 07:58	1	A-ICS2100 A 04-19-2016-6.d	AS-18
IC 180-173853/7		04/19/2016 08:13	1	A-ICS2100 A 04-19-2016-7.d	AS-18
IC 180-173853/8		04/19/2016 08:29	1	A-ICS2100 A 04-19-2016-8.d	AS-18
RINSE 180-173853/9		04/19/2016 08:45	1		AS-18
RINSE 180-173853/10		04/19/2016 09:00	1		AS-18
ZZZZZ		04/19/2016 09:16	1		AS-18
ZZZZZ		04/19/2016 09:31	1		AS-18
ICV 180-173853/13		04/19/2016 09:47	1		AS-18
CCV 180-173853/14		04/19/2016 10:02	1		AS-18
CCB 180-173853/15		04/19/2016 11:17	1		AS-18
ZZZZZ		04/19/2016 11:32	1		AS-18
ZZZZZ		04/19/2016 11:48	1		AS-18
ZZZZZ		04/19/2016 12:06	1		AS-18
ZZZZZ		04/19/2016 12:25	1		AS-18
ZZZZZ		04/19/2016 12:41	1		AS-18
ZZZZZ		04/19/2016 12:56	1		AS-18
ZZZZZ		04/19/2016 14:06	1		AS-18
ZZZZZ		04/19/2016 14:21	1		AS-18
ZZZZZ		04/19/2016 14:37	1		AS-18
ZZZZZ		04/19/2016 14:52	1		AS-18
CCV 180-173853/26		04/19/2016 15:08	1		AS-18
CCB 180-173853/27		04/19/2016 15:24	1		AS-18
ZZZZZ		04/19/2016 15:42	1		AS-18
CCV 180-173853/29		04/19/2016 15:59	1		AS-18
CCB 180-173853/30		04/19/2016 16:16	1		AS-18

300.0

HPLC/IC ANALYSIS RUN LOG

Lab Name: TestAmerica Pittsburgh Job No.: 460-113008-1

SDG No.:

Instrument ID: CHIC2100A Start Date: 05/04/2016 06:35

Analysis Batch Number: 175201 End Date: 05/04/2016 12:33

LAB SAMPLE ID	CLIENT SAMPLE ID	DATE ANALYZED	DILUTION FACTOR	LAB FILE ID	COLUMN ID
ZZZZZ		05/04/2016 06:35	1		AS-18
ICV 180-175201/2		05/04/2016 07:02	1	A-ICS2100 A 05-04-2016-2.d	AS-18
CCV 180-175201/3		05/04/2016 07:24	1	A-ICS2100 A 05-04-2016-3.d	AS-18
CCB 180-175201/4		05/04/2016 07:49	1	A-ICS2100 A 05-04-2016-4.d	AS-18
LCS 180-175201/5		05/04/2016 08:04	1	A-ICS2100 A 05-04-2016-5.d	AS-18
MB 180-175201/6		05/04/2016 08:26	1	A-ICS2100 A 05-04-2016-6.d	AS-18
460-113008-2		05/04/2016 08:48	1	A-ICS2100 A 05-04-2016-7.d	AS-18
460-113008-3		05/04/2016 09:03	1	A-ICS2100 A 05-04-2016-8.d	AS-18
460-113008-4		05/04/2016 09:19	1	A-ICS2100 A 05-04-2016-9.d	AS-18
460-113008-5		05/04/2016 09:35	1	A-ICS2100 A 05-04-2016-10.d	AS-18
460-113008-6		05/04/2016 09:52	1	A-ICS2100 A 05-04-2016-11.d	AS-18
460-113008-7		05/04/2016 10:10	1	A-ICS2100 A 05-04-2016-12.d	AS-18
460-113008-8		05/04/2016 10:26	1	A-ICS2100 A 05-04-2016-13.d	AS-18
460-113008-9		05/04/2016 10:41	1	A-ICS2100 A 05-04-2016-14.d	AS-18
CCV 180-175201/15		05/04/2016 12:06	1	A-ICS2100 A 05-04-2016-15.d	AS-18
CCB 180-175201/16		05/04/2016 12:33	1	A-ICS2100 A 05-04-2016-16.d	AS-18

300.0

HPLC/IC ANALYSIS RUN LOG

Lab Name: TestAmerica Pittsburgh Job No.: 460-113008-1

SDG No.:

Instrument ID: CHIC2100A Start Date: 05/05/2016 04:45

Analysis Batch Number: 175328 End Date: 05/05/2016 14:38

LAB SAMPLE ID	CLIENT SAMPLE ID	DATE ANALYZED	DILUTION FACTOR	LAB FILE ID	COLUMN ID
ZZZZZ		05/05/2016 04:45	1		AS-18
ICV 180-175328/2		05/05/2016 05:02	1	A-ICS2100 A 05-05-2016-2.d	AS-18
CCV 180-175328/3		05/05/2016 05:49	1	A-ICS2100 A 05-05-2016-3.d	AS-18
CCB 180-175328/4		05/05/2016 06:12	1	A-ICS2100 A 05-05-2016-4.d	AS-18
LCS 180-175328/5		05/05/2016 06:30	1	A-ICS2100 A 05-05-2016-5.d	AS-18
MB 180-175328/6		05/05/2016 06:47	1	A-ICS2100 A 05-05-2016-6.d	AS-18
460-113008-10		05/05/2016 07:05	1	A-ICS2100 A 05-05-2016-7.d	AS-18
460-113008-10 MS		05/05/2016 07:22	1	A-ICS2100 A 05-05-2016-8.d	AS-18
460-113008-10 MSD		05/05/2016 07:39	1	A-ICS2100 A 05-05-2016-9.d	AS-18
460-113008-3		05/05/2016 07:54	5	A-ICS2100 A 05-05-2016-10.d	AS-18
460-113008-5		05/05/2016 08:10	5	A-ICS2100 A 05-05-2016-11.d	AS-18
460-113008-7		05/05/2016 08:26	10	A-ICS2100 A 05-05-2016-12.d	AS-18
460-113008-9		05/05/2016 08:41	5	A-ICS2100 A 05-05-2016-13.d	AS-18
ZZZZZ		05/05/2016 08:57	1		AS-18
CCV 180-175328/15		05/05/2016 09:12	1	A-ICS2100 A 05-05-2016-15.d	AS-18
CCB 180-175328/16		05/05/2016 09:28	1	A-ICS2100 A 05-05-2016-16.d	AS-18
ZZZZZ		05/05/2016 09:43	1		AS-18
ZZZZZ		05/05/2016 10:00	1		AS-18
ZZZZZ		05/05/2016 10:18	1		AS-18
ZZZZZ		05/05/2016 10:35	1		AS-18
ZZZZZ		05/05/2016 10:52	1		AS-18
ZZZZZ		05/05/2016 11:10	5		AS-18
ZZZZZ		05/05/2016 11:27	1		AS-18
ZZZZZ		05/05/2016 11:44	1		AS-18
ZZZZZ		05/05/2016 12:02	1		AS-18
ZZZZZ		05/05/2016 12:19	1		AS-18
CCV 180-175328/27		05/05/2016 12:36	1		AS-18
CCB 180-175328/28		05/05/2016 12:54	1		AS-18
ZZZZZ		05/05/2016 13:11	1		AS-18
ZZZZZ		05/05/2016 13:28	1		AS-18
ZZZZZ		05/05/2016 13:46	1		AS-18
ZZZZZ		05/05/2016 14:03	1		AS-18
CCV 180-175328/33		05/05/2016 14:20	1		AS-18
CCB 180-175328/34		05/05/2016 14:38	1		AS-18

300.0

FORM III
HPLC/IC LAB CONTROL SAMPLE RECOVERY

Lab Name: TestAmerica Pittsburgh Job No.: 460-113008-1

SDG No.:

Matrix: Water Level: Low Lab File ID: A-ICS2100 A 05-04-2016-5.d

Lab ID: LCS 180-175201/5 Client ID:

COMPOUND	SPIKE ADDED (mg/L)	LCS CONCENTRATION (mg/L)	LCS % REC	QC LIMITS REC	#
Bromide	0.100	0.0944	94	90-110	

Column to be used to flag recovery and RPD values

FORM III 300.0

FORM III
HPLC/IC LAB CONTROL SAMPLE RECOVERY

Lab Name: TestAmerica Pittsburgh Job No.: 460-113008-1

SDG No.:

Matrix: Water Level: Low Lab File ID: A-ICS2100 A 05-05-2016-5.d

Lab ID: LCS 180-175328/5 Client ID:

COMPOUND	SPIKE ADDED (mg/L)	LCS CONCENTRATION (mg/L)	LCS % REC	QC LIMITS REC	#
Bromide	0.100	0.103	103	90-110	

Column to be used to flag recovery and RPD values

FORM III 300.0

FORM III
HPLC/IC MATRIX SPIKE RECOVERY

Lab Name: TestAmerica Pittsburgh Job No.: 460-113008-1

SDG No.:

Matrix: Water Level: Low Lab File ID: A-ICS2100 A 05-05-2016-8.d

Lab ID: 460-113008-10 MS Client ID: MW-31MI-XX MS

COMPOUND	SPIKE ADDED (mg/L)	SAMPLE CONCENTRATION (mg/L)	MS CONCENTRATION (mg/L)	MS % REC	QC LIMITS REC	#
Bromide	0.0500	0.15	0.199	103	80-120	

Column to be used to flag recovery and RPD values

FORM III 300.0

FORM III
HPLC/IC MATRIX SPIKE DUPLICATE RECOVERY

Lab Name: TestAmerica Pittsburgh Job No.: 460-113008-1

SDG No.:

Matrix: Water Level: Low Lab File ID: A-ICS2100 A 05-05-2016-9.d

Lab ID: 460-113008-10 MSD Client ID: MW-31MI-XX MSD

COMPOUND	SPIKE ADDED (mg/L)	MSD CONCENTRATION (mg/L)	MSD % REC	% RPD	QC LIMITS		#
					RPD	REC	
Bromide	0.0500	0.194	92	3	20	80-120	

Column to be used to flag recovery and RPD values

FORM III 300.0

FORM IV
HPLC/IC METHOD BLANK SUMMARY

Lab Name: TestAmerica Pittsburgh Job No.: 460-113008-1

SDG No.:

Lab File ID: A-ICS2100 A 05-04-2016-6.d Lab Sample ID: MB 180-175201/6

Matrix: Water Date Extracted:

Instrument ID: CHIC2100A Date Analyzed: 05/04/2016 08:26

Level:(Low/Med) Low

THIS METHOD BLANK APPLIES TO THE FOLLOWING SAMPLES:

CLIENT SAMPLE ID	LAB SAMPLE ID	LAB FILE ID	DATE ANALYZED
	CCB 180-175201/4	A-ICS2100 A 05-04-2016-4.d	05/04/2016 07:49
	LCS 180-175201/5	A-ICS2100 A 05-04-2016-5.d	05/04/2016 08:04
MW-500-XX	460-113008-2	A-ICS2100 A 05-04-2016-7.d	05/04/2016 08:48
RW-RW1RD-XX	460-113008-4	A-ICS2100 A 05-04-2016-9.d	05/04/2016 09:19
RW-RW100-XX	460-113008-6	A-ICS2100 A 05-04-2016-11.d	05/04/2016 09:52
MW-31ML-XX	460-113008-8	A-ICS2100 A 05-04-2016-13.d	05/04/2016 10:26
	CCB 180-175201/16	A-ICS2100 A 05-04-2016-16.d	05/04/2016 12:33

FORM IV
HPLC/IC METHOD BLANK SUMMARY

Lab Name: TestAmerica Pittsburgh Job No.: 460-113008-1

SDG No.:

Lab File ID: A-ICS2100 A 05-05-2016-6.d Lab Sample ID: MB 180-175328/6

Matrix: Water Date Extracted:

Instrument ID: CHIC2100A Date Analyzed: 05/05/2016 06:47

Level:(Low/Med) Low

THIS METHOD BLANK APPLIES TO THE FOLLOWING SAMPLES:

CLIENT SAMPLE ID	LAB SAMPLE ID	LAB FILE ID	DATE ANALYZED
	CCB 180-175328/4	A-ICS2100 A 05-05-2016-4.d	05/05/2016 06:12
	LCS 180-175328/5	A-ICS2100 A 05-05-2016-5.d	05/05/2016 06:30
MW-31MI-XX	460-113008-10	A-ICS2100 A 05-05-2016-7.d	05/05/2016 07:05
MW-31MI-XX MS	460-113008-10 MS	A-ICS2100 A 05-05-2016-8.d	05/05/2016 07:22
MW-31MI-XX MSD	460-113008-10 MSD	A-ICS2100 A 05-05-2016-9.d	05/05/2016 07:39
EW-EW1-XX	460-113008-3	A-ICS2100 A 05-05-2016-10.d	05/05/2016 07:54
RW-RW1RS-XX	460-113008-5	A-ICS2100 A 05-05-2016-11.d	05/05/2016 08:10
IW-N13889-XX	460-113008-7	A-ICS2100 A 05-05-2016-12.d	05/05/2016 08:26
MW-31GL-XX	460-113008-9	A-ICS2100 A 05-05-2016-13.d	05/05/2016 08:41
	CCB 180-175328/16	A-ICS2100 A 05-05-2016-16.d	05/05/2016 09:28

FORM I
GC/MS VOA ORGANICS ANALYSIS DATA SHEET

Lab Name: TestAmerica Edison
Job No.: 460-113008-1
SDG No.:
Client Sample ID: MW-500-XX
Lab Sample ID: 460-113008-2
Matrix: Water
Lab File ID: N93166.D
Analysis Method: 8260C SIM
Date Collected: 04/27/2016 12:00
Sample wt/vol: 5(mL)
Date Analyzed: 05/05/2016 09:50
Soil Aliquot Vol:
Dilution Factor: 1
Soil Extract Vol.:
GC Column: DB-624 ID: 0.18(mm)
% Moisture:
Level: (low/med) Low
Analysis Batch No.: 366397
Units: ug/L

CAS NO.	COMPOUND NAME	RESULT	Q	RL	MDL
123-91-1	1,4-Dioxane	1.2		0.40	0.11

CAS NO.	SURROGATE	%REC	Q	LIMITS
17060-07-0	1,2-Dichloroethane-d4 (Surr)	108		60-132
460-00-4	4-Bromofluorobenzene	103		72-123

TestAmerica Edison
Target Compound Quantitation Report

Data File: \\ChromNA\Edison\ChromData\CVOAMS11\20160505-40654.b\N93166.D
Lims ID: 460-113008-A-2
Client ID: MW-500-XX
Sample Type: Client
Inject. Date: 05-May-2016 09:50:30 ALS Bottle#: 7 Worklist Smp#: 8
Purge Vol: 5.000 mL Dil. Factor: 1.0000
Sample Info:
Misc. Info.: 460-0040654-008
Operator ID: Instrument ID: CVOAMS11

Method: \\ChromNA\Edison\ChromData\CVOAMS11\20160505-40654.b\8260SIMW11.m
Limit Group: VOA - 8260C Water and Solid
Last Update: 05-May-2016 12:29:22 Calib Date: 19-Apr-2016 11:28:30
Integrator: RTE ID Type: RT Order ID
Quant Method: Internal Standard Quant By: Initial Calibration
Last ICal File: \\ChromNA\Edison\ChromData\CVOAMS11\20160419-39993.b\N92421.D

Column 1 : DB-624 (0.18 mm) Det: MS SCAN
Process Host: XAWRK015

First Level Reviewer: nimerd Date: 05-May-2016 12:01:45

Compound	Sig	RT (min.)	Exp RT (min.)	Dlt RT (min.)	Q	Response	OnCol Amt ug/l	Flags
* 1 Fluorobenzene	96	3.787	3.787	0.000	100	22147	0.5000	
* 2 1,4-Dioxane-d8	96	4.507	4.507	0.000	99	11083	100.0	
* 3 Chlorobenzene-d5	82	7.388	7.388	0.000	100	9518	0.5000	
$ 4 1,2-Dichloroethane-d4 (Sur	65	3.465	3.465	0.000	95	6295	0.5420	
$ 5 4-Bromofluorobenzene	174	9.128	9.128	0.000	100	5524	0.5136	
10 1,4-Dioxane	88	4.556	4.556	0.000	19	164	1.18	

Reagents:

SIM IS/SURR_00026 Amount Added: 1.00 Units: uL Run Reagent

Report Date: 05-May-2016 12:29:44 Chrom Revision: 2.2 20-Apr-2016 13:59:46

TestAmerica Edison

Data File:	\\ChromNA\Edison\ChromData\CVOAMS11\20160505-40654.b\N93166.D				
Injection Date:	05-May-2016 09:50:30	Instrument ID:	CVOAMS11	Operator ID:	
Lims ID:	460-113008-A-2	Lab Sample ID:	460-113008-2	Worklist Smp#:	8
Client ID:	MW-500-XX				
Purge Vol:	5.000 mL	Dil. Factor:	1.0000	ALS Bottle#:	7
Method:	8260SIMW11	Limit Group:	VOA - 8260C Water and Solid		

Column: DB-624 (0.18 mm)

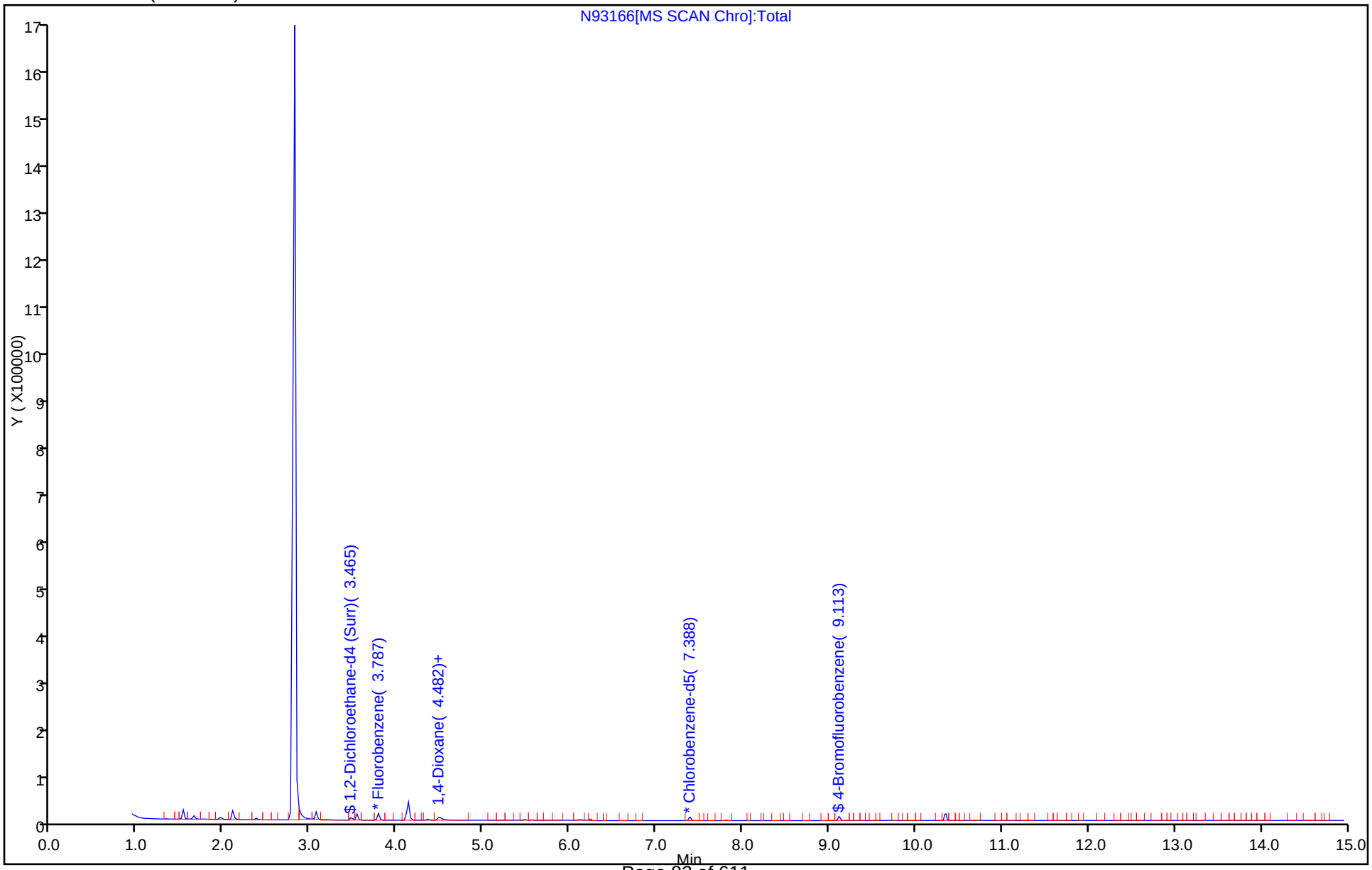

Report Date: 05-May-2016 12:29:44 Chrom Revision: 2.2 20-Apr-2016 13:59:46

TestAmerica Edison

Data File:	\\ChromNA\Edison\ChromData\CVOAMS11\20160505-40654.b\N93166.D				
Injection Date:	05-May-2016 09:50:30	Instrument ID:	CVOAMS11		
Lims ID:	460-113008-A-2	Lab Sample ID:	460-113008-2		
Client ID:	MW-500-XX				
Operator ID:		ALS Bottle#:	7	Worklist Smp#:	8
Purge Vol:	5.000 mL	Dil. Factor:	1.0000		
Method:	8260SIMW11	Limit Group:	VOA - 8260C Water and Solid		
Column:	DB-624 (0.18 mm)	Detector	MS SCAN		

10 1,4-Dioxane, CAS: 123-91-1

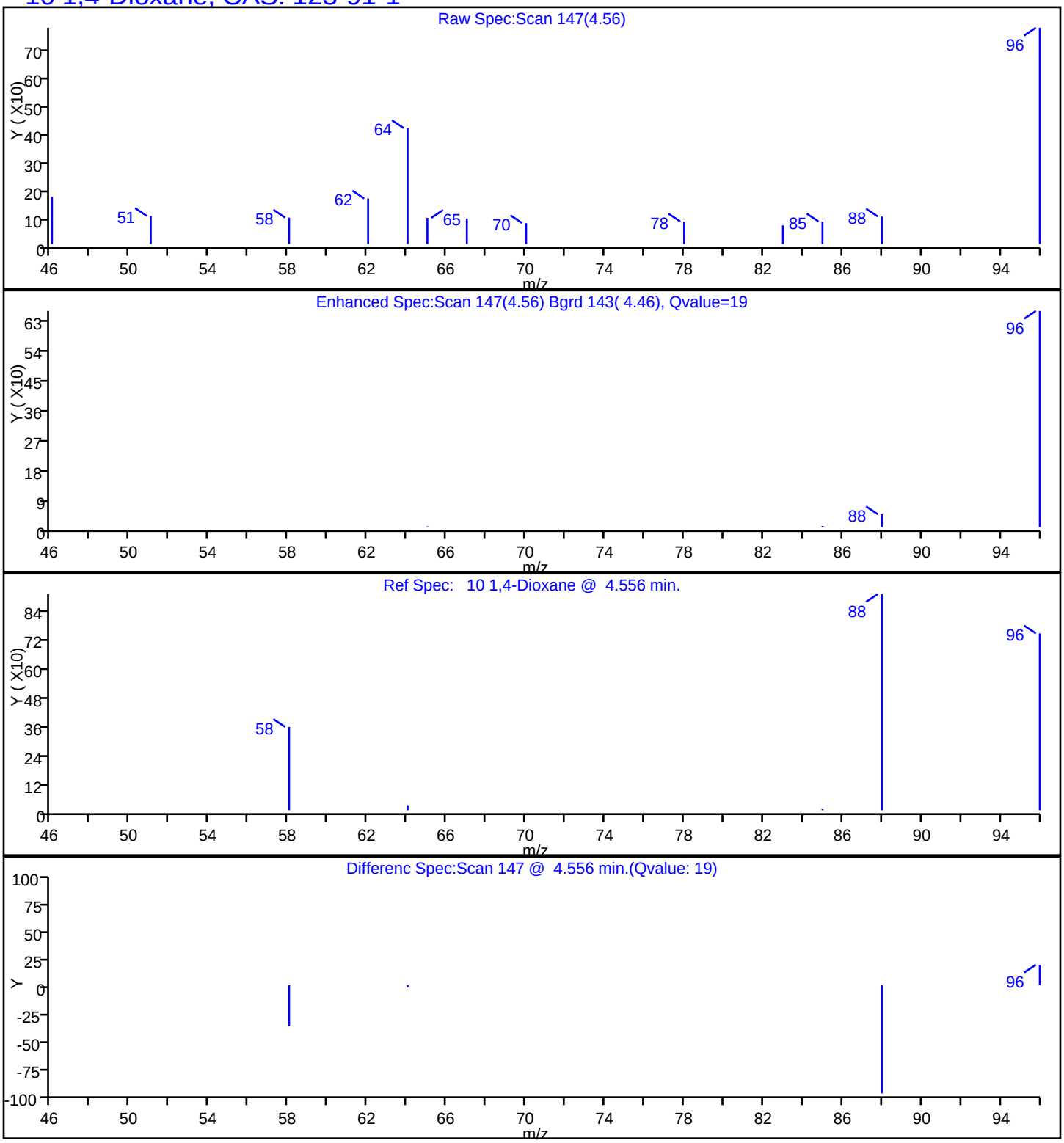

TestAmerica Edison
Target Compound Quantitation Report

Data File: \\ChromNA\Edison\ChromData\CVOAMS7\20160504-40640.b\V45121.D
Lims ID: 460-113008-C-2
Client ID: MW-500-XX
Sample Type: Client
Inject. Date: 05-May-2016 08:28:30 ALS Bottle#: 27 Worklist Smp#: 26
Purge Vol: 5.000 mL Dil. Factor: 1.0000
Sample Info: 460-113008-C-10
Misc. Info.: 460-0040640-026
Operator ID: Instrument ID: CVOAMS7

Method: \\ChromNA\Edison\ChromData\CVOAMS7\20160504-40640.b\OLM04.2LLW7.m
Limit Group: VOA OLM04.2 LL Water ICAL
Last Update: 10-May-2016 12:09:29 Calib Date: 02-Oct-2015 10:16:30
Integrator: RTE ID Type: Deconvolution ID
Quant Method: Internal Standard Quant By: Continuing Calibration
Last ICal File: \\ChromNA\Edison\ChromData\CVOAMS7\20151002-32470.b\V42902.D

Column 1 : Rtx-624 (0.25 mm) Det: MS SCAN
Process Host: XAWRK047

First Level Reviewer: boykink Date: 06-May-2016 03:48:02

Compound	Sig	RT (min.)	Adj RT (min.)	Dlt RT (min.)	Q	Response	OnCol Amt ug/l	Flags
18 Chlorodifluoromethane	51	1.532	1.532	0.000	97	83337	6.31	
53 Trichlorofluoromethane	101	2.272	2.272	0.000	95	2867	0.1987	
49 1,1,2-Trichloro-1,2,2-trif	101	2.626	2.626	0.000	97	154860	16.3	
41 1,1-Dichloroethene	96	2.659	2.659	0.000	96	7469	0.7499	
59 Methyl tert-butyl ether	73	3.169	3.169	0.000	89	5613	0.1799	
63 trans-1,2-Dichloroethene	96	3.194	3.194	0.000	93	41370	3.74	M
28 cis-1,2-Dichloroethene	96	3.951	3.951	0.000	99	5488758	434.2	E
* 19 Chlorobromomethane	128	4.132	4.132	0.000	85	252714	50.0	
31 Chloroform	83	4.173	4.165	0.008	94	18562	1.00	
$ 44 1,2-Dichloroethane-d4 (Sur	65	4.560	4.560	0.000	0	353316	52.5	
43 1,2-Dichloroethane	62	4.618	4.609	0.009	97	13491	0.9870	
* 4 1,4-Difluorobenzene	114	4.824	4.823	0.001	93	1501722	50.0	
54 Trichloroethene	130	4.988	4.988	0.000	97	1172245	109.2	
58 1,2-Dichloropropane	63	5.177	5.169	0.008	89	4375	0.4064	
$ 38 Toluene-d8 (Surr)	98	5.762	5.762	0.000	98	1108047	48.9	
35 1,1,2-Trichloroethane	97	6.091	6.091	0.000	83	2931	0.2964	
46 Tetrachloroethene	164	6.124	6.124	0.000	97	340761	41.4	
* 1 Chlorobenzene-d5	117	6.650	6.650	0.000	84	1462844	50.0	
$ 26 4-Bromofluorobenzene	174	7.325	7.325	0.000	90	537470	51.3	

QC Flag Legend

Processing Flags
E - Exceeded Maximum Amount
Review Flags
M - Manually Integrated

(340761 * 50)/ 1462844(0.2810)= 41.4 ug/L

Report Date: 10-May-2016 12:17:27 Chrom Revision: 2.2 20-Apr-2016 13:59:46

TestAmerica Edison

Data File:	\\ChromNA\Edison\ChromData\CVOAMS7\20160504-40640.b\V45121.D				
Injection Date:	05-May-2016 08:28:30	Instrument ID:	CVOAMS7		
Lims ID:	460-113008-C-2	Lab Sample ID:	460-113008-2		
Client ID:	MW-500-XX				
Operator ID:		ALS Bottle#:	27	Worklist Smp#:	26
Purge Vol:	5.000 mL	Dil. Factor:	1.0000		
Method:	OLM04.2LLW7	Limit Group:	VOA OLM04.2 LL Water ICAL		
Column:	Rtx-624 (0.25 mm)	Detector	MS SCAN		

46 Tetrachloroethene, CAS: 127-18-4

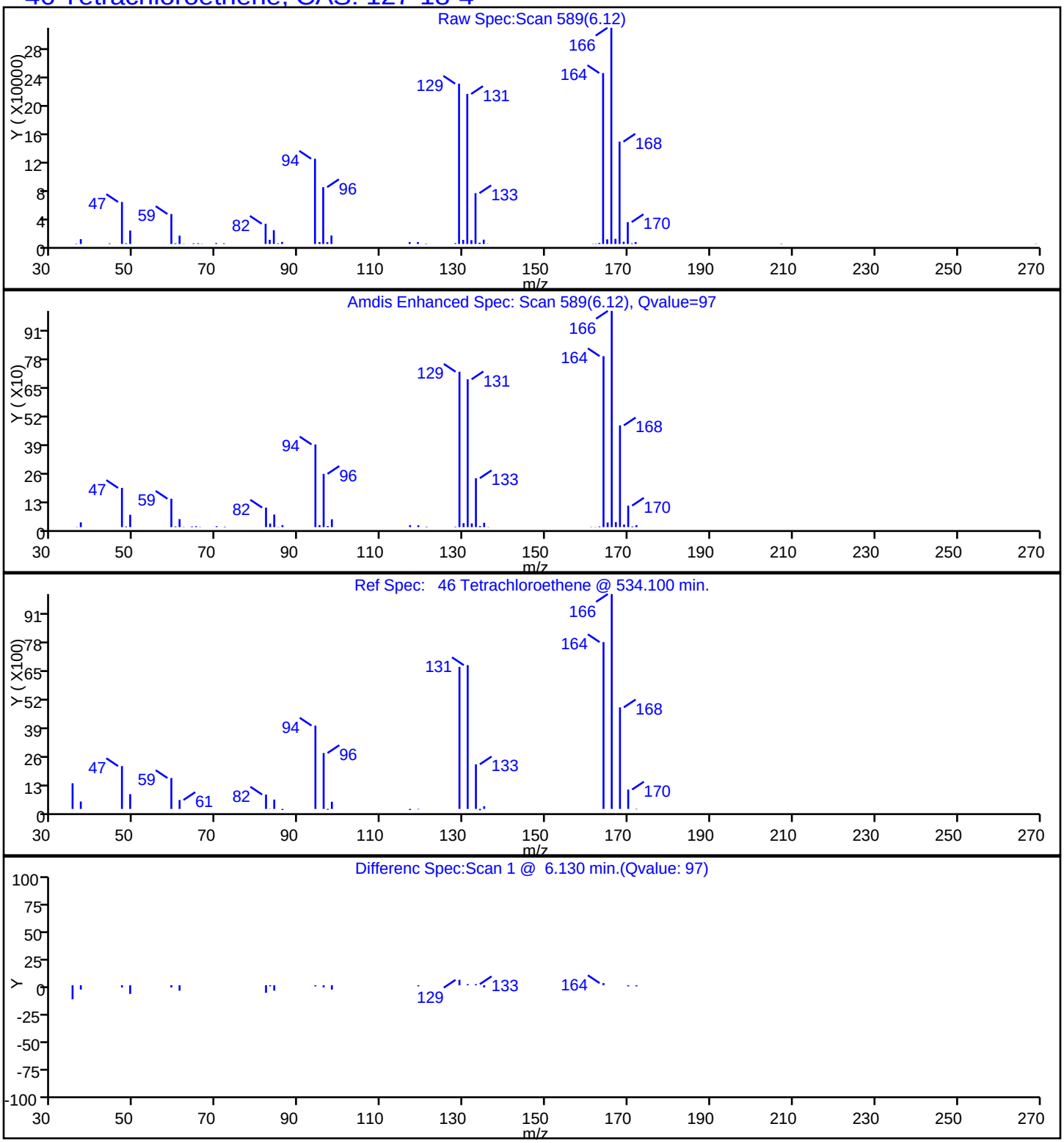

DATA USABILITY SUMMARY REPORT
APRIL 2016 AQUEOUS COMPLIANCE MONITORING
PROJECT: LMC GREAT NECK
NEW YORK
DATE SAMPLES COLLECTED: APRIL 27, 28, & 29 2016

LAB REPORT No. 460-113049-1

1.0 INTRODUCTION

Twenty-one aqueous samples including three equipment blanks and one trip blank were collected by Tetra Tech, Inc., at the Lockheed Martin Great Neck site on April 27, 28, and 29, 2016. The samples were sent to TestAmerica Laboratories, Inc., in Edison, New Jersey. All analyses, except for the analysis of 1,4-dioxane, were conducted in accordance with USEPA Contract Laboratory Program (CLP) OLM04.2 Method Volatile Organic Compound (VOC) Low Level (LL) analytical and reporting protocols. The analysis of 1,4-dioxane was conducted using method 8260C via selected ion monitoring (SIM). The analyses for chloride and bromide were done by Standard Method 4500 and EPA Method 300.0 analytical and reporting protocols.

The data package deliverables provided by the laboratory included a Category B deliverable as outlined in the New York State Department of Environmental Conservation (NYSDEC) Analytical Services Protocols.

Data validation was performed on the aforementioned samples in accordance with EPA Region II data validation guidelines. However, the data validation review requirements were applied such that specifications of the method (OLM04.2) took precedence over the specifications of the outlined in the USEPA Region II Standard Operating Procedure (SOP) Low/Medium Volatile Data Validation, HW-33 Revision 3, (March 2013). Likewise, in the instances when method requirements were not defined, Region II guidelines were applied.

The Data Usability Summary Report (DUSR) was prepared after the process of data validation was completed and summarizes the overall data quality and usability in accordance with the NYSDEC Technical Guidance for Site Investigation and Remediation (NYSDEC 2010).

The DUSR review is based on the following parameters:

- * Data completeness
- * Hold times/Sample Preservation
- * GC/MS System Tuning and Performance
- Initial/continuing calibrations
- * Laboratory Method and Trip Blank Results
- * Surrogate Spike Recoveries
- * Internal Standard Results
- * Laboratory Control Sample Results
- * Matrix Spike/Matrix Spike Duplicate Results
- * Field Duplicate Precision
- * Compound Identification/Quantitation
- * Tentatively Identified Compounds Results
- * Detection Limits

The symbol (*) indicates that all quality control criteria were met for this parameter.

This report was prepared to provide a critical review of the laboratory analysis and reported chemical results. Overall, the data quality is acceptable. The results of the Quality Assurance Review are presented in Section 3.0. Summary tables are provided. Appendices A, B, and C are provided so that the data user can review the qualified analytical results, results reported by the laboratory, and the supporting documentation associated with data findings and data quality.

2.0 SAMPLES INCLUDED IN REVIEW

Lab Report No. 460-113049-1

Sample ID	Lab ID	Date Collected	Analysis
IW-N5535-XX	460-113049-11	4/28/2016	VOC
IW-N2169-XX	460-113049-5	4/29/2016	VOC
MW-33ML-XX	460-113049-18	4/29/2016	VOC
MW-35GL-XX	460-113049-16	4/28/2016	VOC
MW-43MI-XX	460-113049-9	4/28/2016	VOC
MW-43MU-XX	460-113049-10	4/28/2016	VOC
MW-45MI-XX	460-113049-61	4/27/2016	VOC
MW-45MU-XX	460-113049-7	4/27/2016	VOC
MW-46MI-XX	460-113049-15	4/28/2016	VOC
MW-46ML-XX	460-113049-14	4/28/2016	VOC
MW-49MI-XX	460-113049-12	4/28/2016	VOC
MW-49ML-XX	460-113049-13	4/28/2016	VOC
MW-51MI-XX	460-113049-4	4/27/2016	VOC
MW-51ML-XX	460-113049-3	4/27/2016	VOC
QC-EB042716	460-113049-1	4/27/2016	VOC
QC-EB042816	460-113049-8	4/28/2016	VOC
QC-EB042916	460-113049-17	4/29/2016	VOC
QC-TB042716-02	460-113049-2	4/27/2016	VOC
SW-N13000-XX	460-113049-20	4/29/2016	VOC
SW-N13821-XX	460-113049-19	4/29/2016	VOC
SW-N5099-XX	460-113049-21	4/29/2016	VOC

Legend:

VOCs = CLP Low Level (LL) Volatile Organic Compounds in accordance with OLM04.2 Method and 8260C SIM

3.0 RESULTS

3.1 DATA COMPLETENESS

With regard to the data package deliverables, the contents of the data package were complete and contained all necessary summary forms and raw instrument data.

3.2 QUALITY CONTROL PARAMETERS

Hold Times/Sample Preservation: Technical hold times and preservation were assessed by comparing the sample dates and preservation code on the sample Chain of Custody (COC) with that of the analysis dates.

- All project samples were properly preserved and analyzed within the required hold time for all analyses.

GC/MS Performance Check (Tuning) Summary: Gas chromatograph/mass spectrometer (GC/MS) instrument tuning and performance checks are performed to ensure the instrument's ability to provide appropriate mass-resolution, identification and sensitivity.

- The BFB tuning compound mass-ion abundance criteria for the LL VOC analyses were reported within control limits.

Initial and Continuing Calibration Results: Control limits for initial and continuing instrument calibrations are established to ensure that the instrument is capable of producing accurate quantitative data. The following issues were noted:

- The initial calibration performed on 10/2/15 had a percent relative standard deviation greater than 40% for acetone. Nondetected results for acetone were qualified as estimated, "UJ".

- The continuing calibrations performed on 05/3/2016 @ 23:16 and on 5/4/2016 @ 23:07 had Percent Differences (%Ds) which exceeded the 25% method quality control limit for bromomethane and m&p-xylenes. The non-detected results reported for these compounds in the affected samples were qualified as estimated, "UJ".

- The continuing calibrations performed on 05/6/2016 @ 21:59 had Percent Differences (%Ds) which exceeded the 25% method quality control limit for bromomethane and m&p-xylenes. The non-detected results reported for these compounds in the affected samples were qualified as estimated, "UJ".

- All other initial and continuing calibration response factors were within the quality control limits.

- The initial and continuing calibrations for 1,4-dioxane were within method acceptance limits.

- The initial and continuing calibrations for chloride and bromide were within method acceptance limits.

Laboratory Method and Trip Blank Contamination:

- No target compound contaminants were detected in the laboratory method blanks or the trip blank associated with the reviewed parameters in this data set.

System Monitoring Compound (Surrogate) Recoveries:

- All surrogate recoveries fell within control limits for the project samples received for LL VOC reviewed.

Internal Standards Area Performance:

- The internal standard area counts and retention times fell within control limits for the project samples received and reviewed.

Laboratory Control Spike/Laboratory Control Sample Duplicate (LCS/LCSD) Results:

- The LCS/LCSD Percent Recoveries (%Rs) were within the quality control limits.

Matrix Spike/Matrix Spike Duplicate Samples (MS/MSD) Results:

- Sample MW-31MI-XX was selected as the MS/MSD. The recovery of Freon 115 (pentafluoroethyl chloride) was below the lower quality control limit in the MS but met acceptance limits in the MSD. No action was required because this sample was not included in this SDG.

Field Duplicate Precision: Field duplicates are collected to provide information on sampling precision and homogeneity. No field duplicates were included in this SDG.

Target Compound Identification and Quantitation: The laboratory calculations are verified and compound identifications are reviewed and assessed by the data reviewer.

- The GC/MS raw data (quantitation reports and chromatograms) were provided for review. No laboratory calculation errors were noted for the sample selected for verification during data validation.

Tentatively Identified Compounds (TIC) Results:

- The TIC 1,2-dichloro-1,1,2-trifluoroethane was reported in sample MW-46MI-XX. The results was qualified as presumptively present, “NJ”.

Detection Limits: Non-detected results were reported to the Method Detection Limit (MDL). No samples were analyzed at a dilution.

- Detected results reported below the Reporting Limit (RL) but above the MDL were qualified as estimated, "J".

4.0 CONCLUSIONS

Overall, based on the outcome of data validation and as summarized in the DUSR, the data quality is acceptable with the qualifiers noted in this report.

Tetra Tech, Inc.
Joseph A. Samchuck
Data Validation Manager

June 7, 2016

Attachments:
Appendix A – Qualified Analytical Results
Appendix B – Results as Reported by the Laboratory
Appendix C – Support Documentation

Data Qualifier Definitions

The following definitions provide brief explanations of the validation qualifiers assigned to results in the data review process.

U	The analyte was analyzed for, but was not detected at a level greater than or equal to the level of the adjusted method detection limit for sample and method.
J	The analyte was positively identified and the associated numerical value is the approximate concentration of the analyte in the sample (due either to the quality of the data generated because certain quality control criteria were not met, or the concentration of the analyte was below the reporting limit).
J+	The result is an estimated quantity, but the result may be biased high.
J-	The result is an estimated quantity, but the result may be biased low.
UJ	The analyte was analyzed for, but was not detected. The reported detection limit is approximate and may be inaccurate or imprecise.
R	The sample result (detected) is unusable due to the quality of the data generated because certain criteria were not met. The analyte may or may not be present in the sample.
UR	The sample result (nondetected) is unusable due to the quality of the data generated because certain criteria were not met. The analyte may or may not be present in the sample.

Appendix A

Qualified Analytical Results

Qualifier Codes:

A = Lab Blank Contamination
B = Field Blank Contamination
C = Calibration Noncompliance (i.e., % RSDs, %Ds, ICVs, CCVs, RRFs, etc.)
C01 = GC/MS Tuning Noncompliance
D = MS/MSD Recovery Noncompliance
E = LCS/LCSD Recovery Noncompliance
F = Lab Duplicate Imprecision
G = Field Duplicate Imprecision
H = Holding Time Exceedance
I = ICP Serial Dilution Noncompliance
J = ICP PDS Recovery Noncompliance; MSA's r < 0.995
K = ICP Interference - includes ICS % R Noncompliance
L = Instrument Calibration Range Exceedance
M = Sample Preservation Noncompliance
N = Internal Standard Noncompliance
N01 = Internal Standard Recovery Noncompliance Dioxins
N02 = Recovery Standard Noncompliance Dioxins
N03 = Clean-up Standard Noncompliance Dioxins
O = Poor Instrument Performance (i.e., base-time drifting)
P = Uncertainty near detection limit (< 2 x IDL for inorganics and <CRQL for organics)
Q = Other problems (can encompass a number of issues; i.e.chromatography,interferences, etc.)
R = Surrogates Recovery Noncompliance
S = Pesticide/PCB Resolution
T = % Breakdown Noncompliance for DDT and Endrin
U = RPD between columns/detectors >40% for positive results determined via GC/HPLC
V = Non-linear calibrations; correlation coefficient r < 0.995
W = EMPC result
X = Signal to noise response drop
Y = Percent solids <30%
Z = Uncertainty at 2 standard deviations is greater than sample activity
Z1 = Tentatively Identified Compound considered presumptively present
Z2 = Tentatively Identified Compound column bleed
Z3 = Tentatively Identified Compound aldol condensate
Z4 = Sample activity is less than the at uncertainty at 3 standard deviations and greater than the MDC
Z5 = Sample activity is less than the at uncertainty at 3 standard deviations and less than the MDC

PROJ_NO: 07793	NSAMPLE	IW-N2169-XX			IW-N5535-XX			MW-33ML-XX			MW-35GL-XX		
SDG: 460-113049-1	LAB_ID	460-113049-5			460-113049-11			460-113049-18			460-113049-16		
FRACTION: OV	SAMP_DATE	4/29/2016			4/28/2016			4/29/2016			4/28/2016		
MEDIA: WATER	QC_TYPE	NM			NM			NM			NM		
	UNITS	UG/L			UG/L			UG/L			UG/L		
	PCT_SOLIDS	0.0			0.0			0.0			0.0		
	DUP_OF												
PARAMETER		RESULT	VQL	QLCD	RESULT	VQL	QLCD	RESULT	VQL	QLCD	RESULT	VQL	QLCD
1,1,1-TRICHLOROETHANE					0.1	U		0.1	U		0.5	U	
1,1,2,2-TETRACHLOROETHANE					0.1	U		0.1	U		0.5	U	
1,1,2-TRICHLOROETHANE					0.1	U		0.1	U		1.6	J	P
1,1,2-TRICHLOROTRIFLUOROETHANE		0.1	U		0.19	J	P	1.4			15		
1,1-DICHLORO-2,2,2-TRIFLUOROETHANE					0.1	U		0.1	U		0.5	U	
1,1-DICHLOROETHANE					0.1	U		0.1	U		0.5	U	
1,1-DICHLOROETHENE					0.54	J	P	0.26	J	P	9.3		
1,1-DIFLUOROETHANE					0.1	U		0.1	U		0.5	U	
1,2,4-TRICHLOROBENZENE					0.1	U		0.1	U		0.5	U	
1,2-DIBROMO-3-CHLOROPROPANE					0.1	U		0.1	U		0.5	U	
1,2-DIBROMOETHANE					0.1	U		0.1	U		0.5	U	
1,2-DICHLOROBENZENE					0.1	U		0.1	U		0.5	U	
1,2-DICHLOROETHANE					0.1	U		0.1	U		7.2		
1,2-DICHLOROPROPANE					0.1	U		0.1	U		1.1	J	P
1,3-DICHLOROBENZENE					0.1	U		0.1	U		0.5	U	
1,4-DICHLOROBENZENE					0.1	U		0.1	U		0.5	U	
1,4-DIOXANE					0.11	U		1.7			4.3		
2-BUTANONE					0.1	U		0.1	U		0.5	U	
2-HEXANONE					0.1	U		0.1	U		0.5	U	
4-METHYL-2-PENTANONE					0.1	U		0.1	U		0.5	U	
ACETONE					0.1	UJ	C	0.1	UJ	C	0.5	UJ	C
BENZENE					0.1	U		0.1	U		3.5	J	P
BROMODICHLOROMETHANE					0.1	U		0.1	U		0.5	U	
BROMOFORM					0.1	U		0.1	U		0.5	U	
BROMOMETHANE					0.1	UJ	C	0.1	UJ	C	0.5	U	
CARBON DISULFIDE					0.1	U		0.1	U		0.5	U	
CARBON TETRACHLORIDE					0.1	U		0.1	U		0.5	U	
CHLOROBENZENE					0.1	U		0.1	U		0.5	U	
CHLORODIBROMOMETHANE					0.1	U		0.1	U		0.5	U	
CHLORODIFLUOROMETHANE					0.86	J	P	0.1	U		0.5	U	
CHLOROETHANE					0.1	U		0.1	U		0.5	U	
CHLOROFORM					0.1	U		0.57	J	P	1	J	P
CHLOROMETHANE					0.1	U		0.1	U		0.5	U	
CIS-1,2-DICHLOROETHENE		0.1	U		0.19	J	P	5.5					
CIS-1,3-DICHLOROPROPENE					0.1	U		0.1	U		0.5	U	

PROJ_NO: 07793	NSAMPLE	MW-35GL-XX-DL1			MW-43MI-XX			MW-43MU-XX			MW-45MI-XX		
SDG: 460-113049-1	LAB_ID	460-113049-16			460-113049-9			460-113049-10			460-113049-6		
FRACTION: OV	SAMP_DATE	4/28/2016			4/28/2016			4/28/2016			4/27/2016		
MEDIA: WATER	QC_TYPE	NM			NM			NM			NM		
	UNITS	UG/L			UG/L			UG/L			UG/L		
	PCT_SOLIDS	0.0			0.0			0.0			0.0		
	DUP_OF												
PARAMETER		RESULT	VQL	QLCD	RESULT	VQL	QLCD	RESULT	VQL	QLCD	RESULT	VQL	QLCD
1,1,1-TRICHLOROETHANE					0.1	U		0.1	U		0.1	U	
1,1,2,2-TETRACHLOROETHANE					0.1	U		0.1	U		0.1	U	
1,1,2-TRICHLOROETHANE					0.1	U		0.1	U		0.1	U	
1,1,2-TRICHLOROTRIFLUOROETHANE					2.5			0.1	U		1.4		
1,1-DICHLORO-2,2,2-TRIFLUOROETHANE					0.1	U		0.1	U		0.1	U	
1,1-DICHLOROETHANE					0.1	U		0.1	U		0.1	U	
1,1-DICHLOROETHENE					0.34	J	P	0.1	U		0.1	U	
1,1-DIFLUOROETHANE					0.1	U		0.1	U		0.1	U	
1,2,4-TRICHLOROBENZENE					0.1	U		0.1	U		0.1	U	
1,2-DIBROMO-3-CHLOROPROPANE					0.1	U		0.1	U		0.1	U	
1,2-DIBROMOETHANE					0.1	U		0.1	U		0.1	U	
1,2-DICHLOROBENZENE					0.1	U		0.1	U		0.1	U	
1,2-DICHLOROETHANE					0.2	J	P	0.1	U		0.1	U	
1,2-DICHLOROPROPANE					0.1	U		0.1	U		0.1	U	
1,3-DICHLOROBENZENE					0.1	U		0.1	U		0.1	U	
1,4-DICHLOROBENZENE					0.1	U		0.1	U		0.1	U	
1,4-DIOXANE					0.65			0.11	U		1.2		
2-BUTANONE					0.1	U		0.1	U		0.1	U	
2-HEXANONE					0.1	U		0.1	U		0.1	U	
4-METHYL-2-PENTANONE					0.1	U		0.1	U		0.1	U	
ACETONE					0.1	UJ	C	0.1	UJ	C	0.1	UJ	C
BENZENE					0.1	U		0.1	U		0.1	U	
BROMODICHLOROMETHANE					0.1	U		0.1	U		0.1	U	
BROMOFORM					0.1	U		0.1	U		0.1	U	
BROMOMETHANE					0.1	UJ	C	0.1	U		0.1	UJ	C
CARBON DISULFIDE					0.1	U		0.1	U		0.1	U	
CARBON TETRACHLORIDE					0.1	U		0.1	U		0.1	U	
CHLOROBENZENE					0.1	U		0.1	U		0.1	U	
CHLORODIBROMOMETHANE					0.1	U		0.1	U		0.1	U	
CHLORODIFLUOROMETHANE					5.7			0.1	U		0.37	J	P
CHLOROETHANE					0.1	U		0.1	U		0.1	U	
CHLOROFORM					0.28	J	P	0.1	U		0.56	J	P
CHLOROMETHANE					0.1	U		0.1	U		0.1	U	
CIS-1,2-DICHLOROETHENE		3800			52			0.14	J	P	31		
CIS-1,3-DICHLOROPROPENE					0.1	U		0.1	U		0.1	U	

PROJ_NO: 07793	NSAMPLE	MW-45MU-XX			MW-46MI-XX			MW-46MI-XX-DL			MW-46ML-XX		
SDG: 460-113049-1	LAB_ID	460-113049-7			460-113049-15			460-113049-15			460-113049-14		
FRACTION: OV	SAMP_DATE	4/27/2016			4/28/2016			4/28/2016			4/28/2016		
MEDIA: WATER	QC_TYPE	NM			NM			NM			NM		
	UNITS	UG/L			UG/L			UG/L			UG/L		
	PCT_SOLIDS	0.0			0.0			0.0			0.0		
	DUP_OF												
PARAMETER		RESULT	VQL	QLCD	RESULT	VQL	QLCD	RESULT	VQL	QLCD	RESULT	VQL	QLCD
1,1,1-TRICHLOROETHANE		0.1	U		0.1	U					0.1	U	
1,1,2,2-TETRACHLOROETHANE		0.1	U		0.1	U					0.1	U	
1,1,2-TRICHLOROETHANE		0.1	U		0.32	J	P				0.11	J	P
1,1,2-TRICHLOROTRIFLUOROETHANE		3.8			28						0.91	J	P
1,1-DICHLORO-2,2,2-TRIFLUOROETHANE		0.1	U		0.1	U					0.1	U	
1,1-DICHLOROETHANE		0.1	U		0.1	U					0.1	U	
1,1-DICHLOROETHENE		0.25	J	P	0.99	J	P				0.1	U	
1,1-DIFLUOROETHANE		0.1	U		0.1	U					0.1	U	
1,2,4-TRICHLOROBENZENE		0.1	U		0.1	U					0.1	U	
1,2-DIBROMO-3-CHLOROPROPANE		0.1	U		0.1	U					0.1	U	
1,2-DIBROMOETHANE		0.1	U		0.1	U					0.1	U	
1,2-DICHLOROBENZENE		0.1	U		0.1	U					0.1	U	
1,2-DICHLOROETHANE		0.26	J	P	1.3						0.1	U	
1,2-DICHLOROPROPANE		0.1	U		0.37	J	P				0.1	U	
1,3-DICHLOROBENZENE		0.1	U		0.1	U					0.1	U	
1,4-DICHLOROBENZENE		0.1	U		0.1	U					0.1	U	
1,4-DIOXANE		1.2			2						0.11	U	
2-BUTANONE		0.1	U		0.1	U					0.1	U	
2-HEXANONE		0.1	U		0.1	U					0.1	U	
4-METHYL-2-PENTANONE		0.1	U		0.1	U					0.1	U	
ACETONE		0.1	UJ	C	0.1	UJ	C				0.1	UJ	C
BENZENE		0.1	U		0.1	U					0.1	U	
BROMODICHLOROMETHANE		0.1	U		0.1	U					0.1	U	
BROMOFORM		0.1	U		0.1	U					0.1	U	
BROMOMETHANE		0.1	UJ	C	0.1	UJ	C				0.1	UJ	C
CARBON DISULFIDE		0.1	U		0.1	U					0.1	U	
CARBON TETRACHLORIDE		0.1	U		0.1	U					0.1	U	
CHLOROBENZENE		0.1	U		0.1	U					0.1	U	
CHLORODIBROMOMETHANE		0.1	U		0.1	U					0.1	U	
CHLORODIFLUOROMETHANE		1.1			1.6						0.1	U	
CHLOROETHANE		0.1	U		0.1	U					0.1	U	
CHLOROFORM		1.3			1.6						0.35	J	P
CHLOROMETHANE		0.1	U		0.1	U					0.1	U	
CIS-1,2-DICHLOROETHENE		160						270			16		
CIS-1,3-DICHLOROPROPENE		0.1	U		0.1	U					0.1	U	

PROJ_NO: 07793	NSAMPLE	MW-49MI-XX			MW-49ML-XX			MW-51MI-XX			MW-51ML-XX		
SDG: 460-113049-1	LAB_ID	460-113049-12			460-113049-13			460-113049-4			460-113049-3		
FRACTION: OV	SAMP_DATE	4/28/2016			4/28/2016			4/27/2016			4/27/2016		
MEDIA: WATER	QC_TYPE	NM			NM			NM			NM		
	UNITS	UG/L			UG/L			UG/L			UG/L		
	PCT_SOLIDS	0.0			0.0			0.0			0.0		
	DUP_OF												
PARAMETER		RESULT	VQL	QLCD	RESULT	VQL	QLCD	RESULT	VQL	QLCD	RESULT	VQL	QLCD
1,1,1-TRICHLOROETHANE		0.1	U		0.1	U							
1,1,2,2-TETRACHLOROETHANE		0.1	U		0.1	U							
1,1,2-TRICHLOROETHANE		0.1	U		0.1	U							
1,1,2-TRICHLOROTRIFLUOROETHANE		0.24	J	P	0.1	U		2.5			0.3	J	P
1,1-DICHLORO-2,2,2-TRIFLUOROETHANE		0.1	U		0.1	U							
1,1-DICHLOROETHANE		0.1	U		0.1	U							
1,1-DICHLOROETHENE		0.1	U		0.1	U							
1,1-DIFLUOROETHANE		0.1	U		0.1	U							
1,2,4-TRICHLOROBENZENE		0.1	U		0.1	U							
1,2-DIBROMO-3-CHLOROPROPANE		0.1	U		0.1	U							
1,2-DIBROMOETHANE		0.1	U		0.1	U							
1,2-DICHLOROBENZENE		0.1	U		0.1	U							
1,2-DICHLOROETHANE		0.1	U		0.1	U							
1,2-DICHLOROPROPANE		0.1	U		0.1	U							
1,3-DICHLOROBENZENE		0.1	U		0.1	U							
1,4-DICHLOROBENZENE		0.1	U		0.1	U							
1,4-DIOXANE		0.11	U		0.11	U							
2-BUTANONE		0.1	U		0.1	U							
2-HEXANONE		0.1	U		0.1	U							
4-METHYL-2-PENTANONE		0.1	U		0.1	U							
ACETONE		0.1	UJ	C	0.1	UJ	C						
BENZENE		0.1	U		0.1	U							
BROMODICHLOROMETHANE		0.1	U		0.1	U							
BROMOFORM		0.1	U		0.1	U							
BROMOMETHANE		0.1	UJ	C	0.1	UJ	C						
CARBON DISULFIDE		0.1	U		0.1	U							
CARBON TETRACHLORIDE		0.1	U		0.1	U							
CHLOROBENZENE		0.1	U		0.1	U							
CHLORODIBROMOMETHANE		0.1	U		0.1	U							
CHLORODIFLUOROMETHANE		0.23	J	P	0.1	U							
CHLOROETHANE		0.1	U		0.1	U							
CHLOROFORM		0.17	J	P	0.1	U							
CHLOROMETHANE		0.1	U		0.1	U							
CIS-1,2-DICHLOROETHENE		0.1	U		0.1	U		44			4.3		
CIS-1,3-DICHLOROPROPENE		0.1	U		0.1	U							

PROJ_NO: 07793	NSAMPLE	QC-EB042716			QC-EB042816			QC-EB042916			QC-TB042716-02		
SDG: 460-113049-1	LAB_ID	460-113049-1			460-113049-8			460-113049-17			460-113049-2		
FRACTION: OV	SAMP_DATE	4/27/2016			4/28/2016			4/29/2016			4/27/2016		
MEDIA: WATER	QC_TYPE	NM			NM			NM			NM		
	UNITS	UG/L			UG/L			UG/L			UG/L		
	PCT_SOLIDS	0.0			0.0			0.0			0.0		
	DUP_OF												
PARAMETER		RESULT	VQL	QLCD	RESULT	VQL	QLCD	RESULT	VQL	QLCD	RESULT	VQL	QLCD
1,1,1-TRICHLOROETHANE		0.1	U		0.1	U		0.1	U		0.1	U	
1,1,2,2-TETRACHLOROETHANE		0.1	U		0.1	U		0.1	U		0.1	U	
1,1,2-TRICHLOROETHANE		0.1	U		0.1	U		0.1	U		0.1	U	
1,1,2-TRICHLOROTRIFLUOROETHANE		0.1	U		0.1	U		0.1	U		0.1	U	
1,1-DICHLORO-2,2,2-TRIFLUOROETHANE		0.1	U		0.1	U		0.1	U		0.1	U	
1,1-DICHLOROETHANE		0.1	U		0.1	U		0.1	U		0.1	U	
1,1-DICHLOROETHENE		0.1	U		0.1	U		0.1	U		0.1	U	
1,1-DIFLUOROETHANE		0.1	U		0.1	U		0.1	U		0.1	U	
1,2,4-TRICHLOROBENZENE		0.1	U		0.1	U		0.1	U		0.1	U	
1,2-DIBROMO-3-CHLOROPROPANE		0.1	U		0.1	U		0.1	U		0.1	U	
1,2-DIBROMOETHANE		0.1	U		0.1	U		0.1	U		0.1	U	
1,2-DICHLOROBENZENE		0.1	U		0.1	U		0.1	U		0.1	U	
1,2-DICHLOROETHANE		0.1	U		0.1	U		0.1	U		0.1	U	
1,2-DICHLOROPROPANE		0.1	U		0.1	U		0.1	U		0.1	U	
1,3-DICHLOROBENZENE		0.1	U		0.1	U		0.1	U		0.1	U	
1,4-DICHLOROBENZENE		0.1	U		0.1	U		0.1	U		0.1	U	
1,4-DIOXANE		0.11	U		0.11	U		0.11	U		0.11	U	
2-BUTANONE		0.1	U		0.1	U		0.1	U		0.1	U	
2-HEXANONE		0.1	U		0.1	U		0.1	U		0.1	U	
4-METHYL-2-PENTANONE		0.1	U		0.1	U		0.1	U		0.1	U	
ACETONE		0.1	UJ	C	0.1	UJ	C	0.1	UJ	C	0.1	UJ	C
BENZENE		0.1	U		0.1	U		0.1	U		0.1	U	
BROMODICHLOROMETHANE		0.1	U		0.1	U		0.1	U		0.1	U	
BROMOFORM		0.1	U		0.1	U		0.1	U		0.1	U	
BROMOMETHANE		0.1	UJ	C	0.1	UJ	C	0.1	UJ	C	0.1	UJ	C
CARBON DISULFIDE		0.1	U		0.1	U		0.1	U		0.1	U	
CARBON TETRACHLORIDE		0.1	U		0.1	U		0.1	U		0.1	U	
CHLOROBENZENE		0.1	U		0.1	U		0.1	U		0.1	U	
CHLORODIBROMOMETHANE		0.1	U		0.1	U		0.1	U		0.1	U	
CHLORODIFLUOROMETHANE		0.1	U		0.1	U		0.1	U		0.1	U	
CHLOROETHANE		0.1	U		0.1	U		0.1	U		0.1	U	
CHLOROFORM		0.1	U		0.1	U		0.1	U		0.1	U	
CHLOROMETHANE		0.1	U		0.1	U		0.1	U		0.1	U	
CIS-1,2-DICHLOROETHENE		0.1	U		0.1	U		0.1	U		0.1	U	
CIS-1,3-DICHLOROPROPENE		0.1	U		0.1	U		0.1	U		0.1	U	

PROJ_NO: 07793	NSAMPLE	SW-N13000-XX			SW-N13821-XX			SW-N5099-XX		
SDG: 460-113049-1	LAB_ID	460-113049-20			460-113049-19			460-113049-21		
FRACTION: OV	SAMP_DATE	4/29/2016			4/29/2016			4/29/2016		
MEDIA: WATER	QC_TYPE	NM			NM			NM		
	UNITS	UG/L			UG/L			UG/L		
	PCT_SOLIDS	0.0			0.0			0.0		
	DUP_OF									
PARAMETER		RESULT	VQL	QLCD	RESULT	VQL	QLCD	RESULT	VQL	QLCD
1,1,1-TRICHLOROETHANE		0.1	U		0.1	U		0.1	U	
1,1,2,2-TETRACHLOROETHANE		0.1	U		0.1	U		0.1	U	
1,1,2-TRICHLOROETHANE		0.1	U		0.1	U		0.1	U	
1,1,2-TRICHLOROTRIFLUOROETHANE		0.73	J	P	0.14	J	P	0.1	U	
1,1-DICHLORO-2,2,2-TRIFLUOROETHANE		0.1	U		0.1	U		0.1	U	
1,1-DICHLOROETHANE		0.1	U		0.1	U		0.1	U	
1,1-DICHLOROETHENE		0.26	J	P	0.1	U		0.1	U	
1,1-DIFLUOROETHANE		0.1	U		0.1	U		0.1	U	
1,2,4-TRICHLOROBENZENE		0.1	U		0.1	U		0.1	U	
1,2-DIBROMO-3-CHLOROPROPANE		0.1	U		0.1	U		0.1	U	
1,2-DIBROMOETHANE		0.1	U		0.1	U		0.1	U	
1,2-DICHLOROBENZENE		0.1	U		0.1	U		0.1	U	
1,2-DICHLOROETHANE		0.1	U		0.1	U		0.1	U	
1,2-DICHLOROPROPANE		0.1	U		0.1	U		0.1	U	
1,3-DICHLOROBENZENE		0.1	U		0.1	U		0.1	U	
1,4-DICHLOROBENZENE		0.1	U		0.1	U		0.1	U	
1,4-DIOXANE		0.11	U		0.11	U		0.77		
2-BUTANONE		0.1	U		0.1	U		0.1	U	
2-HEXANONE		0.1	U		0.1	U		0.1	U	
4-METHYL-2-PENTANONE		0.1	U		0.1	U		0.1	U	
ACETONE		0.1	UJ	C	0.1	UJ	C	0.1	UJ	C
BENZENE		0.1	U		0.1	U		0.1	U	
BROMODICHLOROMETHANE		0.1	U		0.1	U		0.21	J	P
BROMOFORM		0.1	U		0.1	U		2.2		
BROMOMETHANE		0.1	UJ	C	0.1	UJ	C	0.1	UJ	C
CARBON DISULFIDE		0.1	U		0.1	U		0.1	U	
CARBON TETRACHLORIDE		0.1	U		0.1	U		0.1	U	
CHLOROBENZENE		0.1	U		0.1	U		0.1	U	
CHLORODIBROMOMETHANE		0.1	U		0.1	U		0.76	J	P
CHLORODIFLUOROMETHANE		0.75	J	P	0.1	U		0.1	U	
CHLOROETHANE		0.1	U		0.1	U		0.1	U	
CHLOROFORM		0.1	U		0.1	U		0.14	J	P
CHLOROMETHANE		0.1	U		0.1	U		0.1	U	
CIS-1,2-DICHLOROETHENE		15			1.5			0.1	U	
CIS-1,3-DICHLOROPROPENE		0.1	U		0.1	U		0.1	U	

PROJ_NO: 07793	NSAMPLE	IW-N2169-XX			IW-N5535-XX			MW-33ML-XX			MW-35GL-XX		
SDG: 460-113049-1	LAB_ID	460-113049-5			460-113049-11			460-113049-18			460-113049-16		
FRACTION: OV	SAMP_DATE	4/29/2016			4/28/2016			4/29/2016			4/28/2016		
MEDIA: WATER	QC_TYPE	NM			NM			NM			NM		
	UNITS	UG/L			UG/L			UG/L			UG/L		
	PCT_SOLIDS	0.0			0.0			0.0			0.0		
	DUP_OF												
PARAMETER		RESULT	VQL	QLCD	RESULT	VQL	QLCD	RESULT	VQL	QLCD	RESULT	VQL	QLCD
CYCLOHEXANE					0.1	U		0.1	U		0.72	J	P
DICHLORODIFLUOROMETHANE					0.1	U		0.1	U		0.5	U	
ETHYLBENZENE					0.1	U		0.1	U		0.5	U	
ISOPROPYLBENZENE					0.1	U		0.1	U		0.5	U	
M+P-XYLENES					0.1	UJ	C	0.1	UJ	C	0.5	UJ	C
METHYL ACETATE					0.1	U		0.1	U		0.5	U	
METHYL CYCLOHEXANE					0.1	U		0.1	U		6.4		
METHYL TERT-BUTYL ETHER					0.1	U		0.1	U		0.5	U	
METHYLENE CHLORIDE					0.1	U		0.1	U		0.5	U	
O-XYLENE					0.1	U		0.1	U		0.5	U	
PENTAFLUOROETHYL CHLORIDE					0.1	U		0.1	U		0.5	U	
STYRENE					0.1	U		0.1	U		0.5	U	
TETRACHLOROETHENE		0.25	J	P	0.16	J	P	1.6			83		
TOLUENE					0.1	U		0.1	U		0.5	U	
TOTAL XYLENES					0.1	U		0.1	U		0.5	U	
TRANS-1,2-DICHLOROETHENE					0.1	U		0.12	J	P	4.3	J	P
TRANS-1,3-DICHLOROPROPENE					0.1	U		0.1	U		0.5	U	
TRICHLOROETHENE		0.1	U		0.78	J	P	16			300		
TRICHLOROFLUOROMETHANE					0.1	U		0.14	J	P	0.5	U	
VINYL CHLORIDE					0.1	U		0.1	U		110		

PROJ_NO: 07793	NSAMPLE	MW-35GL-XX-DL1			MW-43MI-XX			MW-43MU-XX			MW-45MI-XX		
SDG: 460-113049-1	LAB_ID	460-113049-16			460-113049-9			460-113049-10			460-113049-6		
FRACTION: OV	SAMP_DATE	4/28/2016			4/28/2016			4/28/2016			4/27/2016		
MEDIA: WATER	QC_TYPE	NM			NM			NM			NM		
	UNITS	UG/L			UG/L			UG/L			UG/L		
	PCT_SOLIDS	0.0			0.0			0.0			0.0		
	DUP_OF												
PARAMETER		RESULT	VQL	QLCD	RESULT	VQL	QLCD	RESULT	VQL	QLCD	RESULT	VQL	QLCD
CYCLOHEXANE					0.1	U		0.1	U		0.1	U	
DICHLORODIFLUOROMETHANE					0.1	U		0.1	U		0.1	U	
ETHYLBENZENE					0.1	U		0.1	U		0.1	U	
ISOPROPYLBENZENE					0.1	U		0.1	U		0.1	U	
M+P-XYLENES					0.1	UJ	C	0.1	UJ	C	0.1	UJ	C
METHYL ACETATE					0.1	U		0.1	U		0.1	U	
METHYL CYCLOHEXANE					0.1	U		0.1	U		0.1	U	
METHYL TERT-BUTYL ETHER					0.1	U		0.1	U		0.1	U	
METHYLENE CHLORIDE					0.1	U		0.1	U		0.1	U	
O-XYLENE					0.1	U		0.1	U		0.1	U	
PENTAFLUOROETHYL CHLORIDE					0.1	U		0.1	U		0.1	U	
STYRENE					0.1	U		0.1	U		0.1	U	
TETRACHLOROETHENE					5.7			0.13	J	P	1.4		
TOLUENE					0.1	U		0.1	U		0.1	U	
TOTAL XYLENES					0.1	U		0.1	U		0.1	U	
TRANS-1,2-DICHLOROETHENE					0.18	J	P	0.1	U		0.23	J	P
TRANS-1,3-DICHLOROPROPENE					0.1	U		0.1	U		0.1	U	
TRICHLOROETHENE					17			0.19	J	P	16		
TRICHLOROFLUOROMETHANE					0.12	J	P	0.1	U		0.4	J	P
VINYL CHLORIDE					0.1	U		0.1	U		0.1	U	

PROJ_NO: 07793	NSAMPLE	MW-45MU-XX			MW-46MI-XX			MW-46MI-XX-DL			MW-46ML-XX		
SDG: 460-113049-1	LAB_ID	460-113049-7			460-113049-15			460-113049-15			460-113049-14		
FRACTION: OV	SAMP_DATE	4/27/2016			4/28/2016			4/28/2016			4/28/2016		
MEDIA: WATER	QC_TYPE	NM			NM			NM			NM		
	UNITS	UG/L			UG/L			UG/L			UG/L		
	PCT_SOLIDS	0.0			0.0			0.0			0.0		
	DUP_OF												
PARAMETER		RESULT	VQL	QLCD	RESULT	VQL	QLCD	RESULT	VQL	QLCD	RESULT	VQL	QLCD
CYCLOHEXANE		0.1	U		0.1	U					0.1	U	
DICHLORODIFLUOROMETHANE		0.1	U		0.31	J					0.1	U	
ETHYLBENZENE		0.1	U		0.1	U					0.1	U	
ISOPROPYLBENZENE		0.1	U		0.1	U					0.1	U	
M+P-XYLENES		0.1	UJ	C	0.1	UJ	C				0.1	UJ	C
METHYL ACETATE		0.1	U		0.1	U					0.1	U	
METHYL CYCLOHEXANE		0.1	U		0.1	U					0.1	U	
METHYL TERT-BUTYL ETHER		0.1	U		0.1	U					0.1	U	
METHYLENE CHLORIDE		0.1	U		0.1	U					0.1	U	
O-XYLENE		0.1	U		0.1	U					0.1	U	
PENTAFLUOROETHYL CHLORIDE		0.1	U		0.1	U					0.1	U	
STYRENE		0.1	U		0.1	U					0.1	U	
TETRACHLOROETHENE		9.4			50		P				2.5		
TOLUENE		0.1	U		0.1	U					0.1	U	
TOTAL XYLENES		0.1	U		0.1	U					0.1	U	
TRANS-1,2-DICHLOROETHENE		1			1.3						0.14	J	P
TRANS-1,3-DICHLOROPROPENE		0.1	U		0.1	U					0.1	U	
TRICHLOROETHENE		35			150						17		
TRICHLOROFLUOROMETHANE		0.16	J	P	1.5						0.78	J	P
VINYL CHLORIDE		0.1	U		0.1	U					0.1	U	

PROJ_NO: 07793	NSAMPLE	MW-49MI-XX			MW-49ML-XX			MW-51MI-XX			MW-51ML-XX		
SDG: 460-113049-1	LAB_ID	460-113049-12			460-113049-13			460-113049-4			460-113049-3		
FRACTION: OV	SAMP_DATE	4/28/2016			4/28/2016			4/27/2016			4/27/2016		
MEDIA: WATER	QC_TYPE	NM			NM			NM			NM		
	UNITS	UG/L			UG/L			UG/L			UG/L		
	PCT_SOLIDS	0.0			0.0			0.0			0.0		
	DUP_OF												
PARAMETER		RESULT	VQL	QLCD	RESULT	VQL	QLCD	RESULT	VQL	QLCD	RESULT	VQL	QLCD
CYCLOHEXANE		0.1	U		0.1	U							
DICHLORODIFLUOROMETHANE		0.1	U		0.1	U							
ETHYLBENZENE		0.1	U		0.1	U							
ISOPROPYLBENZENE		0.1	U		0.1	U							
M+P-XYLENES		0.1	UJ	C	0.1	UJ	C						
METHYL ACETATE		0.1	U		0.1	U							
METHYL CYCLOHEXANE		0.1	U		0.1	U							
METHYL TERT-BUTYL ETHER		0.1	U		0.1	U							
METHYLENE CHLORIDE		0.1	U		0.1	U							
O-XYLENE		0.1	U		0.1	U							
PENTAFLUOROETHYL CHLORIDE		0.1	U		0.1	U							
STYRENE		0.1	U		0.1	U							
TETRACHLOROETHENE		0.66	J	P	0.18	J	P	3.5			0.37	J	P
TOLUENE		0.1	U		0.21	J	P						
TOTAL XYLENES		0.1	U		0.1	U							
TRANS-1,2-DICHLOROETHENE		0.1	U		0.1	U							
TRANS-1,3-DICHLOROPROPENE		0.1	U		0.1	U							
TRICHLOROETHENE		0.13	J	P	0.1	U		14			1.6		
TRICHLOROFLUOROMETHANE		0.1	U		0.1	U							
VINYL CHLORIDE		0.1	U		0.1	U							

PROJ_NO: 07793	NSAMPLE	QC-EB042716			QC-EB042816			QC-EB042916			QC-TB042716-02		
SDG: 460-113049-1	LAB_ID	460-113049-1			460-113049-8			460-113049-17			460-113049-2		
FRACTION: OV	SAMP_DATE	4/27/2016			4/28/2016			4/29/2016			4/27/2016		
MEDIA: WATER	QC_TYPE	NM			NM			NM			NM		
	UNITS	UG/L			UG/L			UG/L			UG/L		
	PCT_SOLIDS	0.0			0.0			0.0			0.0		
	DUP_OF												
PARAMETER		RESULT	VQL	QLCD	RESULT	VQL	QLCD	RESULT	VQL	QLCD	RESULT	VQL	QLCD
CYCLOHEXANE		0.1	U		0.1	U		0.1	U		0.1	U	
DICHLORODIFLUOROMETHANE		0.1	U		0.1	U		0.1	U		0.1	U	
ETHYLBENZENE		0.1	U		0.1	U		0.1	U		0.1	U	
ISOPROPYLBENZENE		0.1	U		0.1	U		0.1	U		0.1	U	
M+P-XYLENES		0.1	UJ	C	0.1	UJ	C	0.1	UJ	C	0.1	UJ	C
METHYL ACETATE		0.1	U		0.1	U		0.1	U		0.1	U	
METHYL CYCLOHEXANE		0.1	U		0.1	U		0.1	U		0.1	U	
METHYL TERT-BUTYL ETHER		0.1	U		0.1	U		0.1	U		0.1	U	
METHYLENE CHLORIDE		1.8			2.9			1.7			0.1	U	
O-XYLENE		0.1	U		0.1	U		0.1	U		0.1	U	
PENTAFLUOROETHYL CHLORIDE		0.1	U		0.1	U		0.1	U		0.1	U	
STYRENE		0.1	U		0.1	U		0.1	U		0.1	U	
TETRACHLOROETHENE		0.1	U		0.1	U		0.1	U		0.1	U	
TOLUENE		0.1	U		0.1	U		0.1	U		0.1	U	
TOTAL XYLENES		0.1	U		0.1	U		0.1	U		0.1	U	
TRANS-1,2-DICHLOROETHENE		0.1	U		0.1	U		0.1	U		0.1	U	
TRANS-1,3-DICHLOROPROPENE		0.1	U		0.1	U		0.1	U		0.1	U	
TRICHLOROETHENE		0.1	U		0.1	U		0.1	U		0.1	U	
TRICHLOROFLUOROMETHANE		0.1	U		0.1	U		0.1	U		0.1	U	
VINYL CHLORIDE		0.1	U		0.1	U		0.1	U		0.1	U	

PROJ_NO: 07793	NSAMPLE	SW-N13000-XX			SW-N13821-XX			SW-N5099-XX		
SDG: 460-113049-1	LAB_ID	460-113049-20			460-113049-19			460-113049-21		
FRACTION: OV	SAMP_DATE	4/29/2016			4/29/2016			4/29/2016		
MEDIA: WATER	QC_TYPE	NM			NM			NM		
	UNITS	UG/L			UG/L			UG/L		
	PCT_SOLIDS	0.0			0.0			0.0		
	DUP_OF									
PARAMETER		RESULT	VQL	QLCD	RESULT	VQL	QLCD	RESULT	VQL	QLCD
CYCLOHEXANE		0.1	U		0.1	U		0.1	U	
DICHLORODIFLUOROMETHANE		0.1	U		0.1	U		0.1	U	
ETHYLBENZENE		0.1	U		0.1	U		0.1	U	
ISOPROPYLBENZENE		0.1	U		0.1	U		0.1	U	
M+P-XYLENES		0.1	UJ	C	0.1	UJ	C	0.1	UJ	C
METHYL ACETATE		0.1	U		0.1	U		0.1	U	
METHYL CYCLOHEXANE		0.1	U		0.1	U		0.1	U	
METHYL TERT-BUTYL ETHER		0.1	U		0.1	U		0.1	U	
METHYLENE CHLORIDE		0.1	U		0.1	U		0.1	U	
O-XYLENE		0.1	U		0.1	U		0.1	U	
PENTAFLUOROETHYL CHLORIDE		0.1	U		0.1	U		0.1	U	
STYRENE		0.1	U		0.1	U		0.1	U	
TETRACHLOROETHENE		3			0.69	J	P	0.1	U	
TOLUENE		0.1	U		0.1	U		0.1	U	
TOTAL XYLENES		0.1	U		0.1	U		0.1	U	
TRANS-1,2-DICHLOROETHENE		0.12	J	P	0.1	U		0.1	U	
TRANS-1,3-DICHLOROPROPENE		0.1	U		0.1	U		0.1	U	
TRICHLOROETHENE		5.2			0.66	J	P	0.1	U	
TRICHLOROFLUOROMETHANE		0.1	U		0.1	U		0.1	U	
VINYL CHLORIDE		0.1	U		0.1	U		0.1	U	

PROJ_NO: 07793	NSAMPLE	IW-N5535-XX			MW-33ML-XX			MW-43MI-XX			MW-43MU-XX		
SDG: 460-113049-1	LAB_ID	460-113049-11			460-113049-18			460-113049-9			460-113049-10		
FRACTION: MISC	SAMP_DATE	4/28/2016			4/29/2016			4/28/2016			4/28/2016		
MEDIA: WATER	QC_TYPE	NM			NM			NM			NM		
	UNITS	MG/L			MG/L			MG/L			MG/L		
	PCT_SOLIDS	0.0			0.0			0.0			0.0		
	DUP_OF												
PARAMETER		RESULT	VQL	QLCD	RESULT	VQL	QLCD	RESULT	VQL	QLCD	RESULT	VQL	QLCD
BROMIDE		0.18			0.14			0.096			0.079		
CHLORIDE		70			125			34			12.5		

PROJ_NO: 07793	NSAMPLE	MW-45MI-XX			MW-45MU-XX			MW-46MI-XX			MW-46ML-XX		
SDG: 460-113049-1	LAB_ID	460-113049-6			460-113049-7			460-113049-15			460-113049-14		
FRACTION: MISC	SAMP_DATE	4/27/2016			4/27/2016			4/28/2016			4/28/2016		
MEDIA: WATER	QC_TYPE	NM			NM			NM			NM		
	UNITS	MG/L			MG/L			MG/L			MG/L		
	PCT_SOLIDS	0.0			0.0			0.0			0.0		
	DUP_OF												
PARAMETER		RESULT	VQL	QLCD	RESULT	VQL	QLCD	RESULT	VQL	QLCD	RESULT	VQL	QLCD
BROMIDE		0.051			0.21			0.063			0.018		
CHLORIDE		21			100			20			7		

PROJ_NO: 07793	NSAMPLE	MW-49MI-XX			MW-49ML-XX			QC-EB042716			QC-EB042816		
SDG: 460-113049-1	LAB_ID	460-113049-12			460-113049-13			460-113049-1			460-113049-8		
FRACTION: MISC	SAMP_DATE	4/28/2016			4/28/2016			4/27/2016			4/28/2016		
MEDIA: WATER	QC_TYPE	NM			NM			NM			NM		
	UNITS	MG/L			MG/L			MG/L			MG/L		
	PCT_SOLIDS	0.0			0.0			0.0			0.0		
	DUP_OF												
PARAMETER		RESULT	VQL	QLCD	RESULT	VQL	QLCD	RESULT	VQL	QLCD	RESULT	VQL	QLCD
BROMIDE		0.18			0.075			0.00045	U		0.00045	U	
CHLORIDE		61.5			18.5			1.5	J	P	1.5	J	P

PROJ_NO: 07793	NSAMPLE	QC-EB042916			SW-N13000-XX			SW-N13821-XX			SW-N5099-XX		
SDG: 460-113049-1	LAB_ID	460-113049-17			460-113049-20			460-113049-19			460-113049-21		
FRACTION: MISC	SAMP_DATE	4/29/2016			4/29/2016			4/29/2016			4/29/2016		
MEDIA: WATER	QC_TYPE	NM			NM			NM			NM		
	UNITS	MG/L			MG/L			MG/L			MG/L		
	PCT_SOLIDS	0.0			0.0			0.0			0.0		
	DUP_OF												
PARAMETER		RESULT	VQL	QLCD	RESULT	VQL	QLCD	RESULT	VQL	QLCD	RESULT	VQL	QLCD
BROMIDE		0.00045	U		0.14			0.13			0.045		
CHLORIDE		1.5	J	P	36			48.5			32.5		

PROJ_NO: 07793	NSAMPLE	MW-46MI-XX		
SDG: 460-113049-1	LAB_ID	460-113049-15		
FRACTION: TICOV	SAMP_DATE	4/28/2016		
MEDIA: WATER	QC_TYPE	NM		
	UNITS	UG/L		
	PCT_SOLIDS	0.0		
	DUP_OF			
PARAMETER		RESULT	VQL	QLCD
ETHANE, 1,2-DICHLORO-1,1,2-TRIFLUORO-		6.3	NJ	Z1

Appendix B

Results as Reported by the Laboratory

FORM I
GC/MS VOA ORGANICS ANALYSIS DATA SHEET

Lab Name: TestAmerica Edison | Job No.: 460-113049-1
SDG No.:
Client Sample ID: QC-EB042716 | Lab Sample ID: 460-113049-1
Matrix: Water | Lab File ID: V45073.D
Analysis Method: OLM04.2/VOL | Date Collected: 04/27/2016 15:15
Sample wt/vol: 5(mL) | Date Analyzed: 05/04/2016 02:24
Soil Aliquot Vol: | Dilution Factor: 1
Soil Extract Vol.: | GC Column: Rtx-624 ID: 0.25(mm)
% Moisture: | Level: (low/med) Low
Analysis Batch No.: 366098 | Units: ug/L

CAS NO.	COMPOUND NAME	RESULT	Q	RL	MDL
71-55-6	1,1,1-Trichloroethane	1.0	U	1.0	0.10
79-34-5	1,1,2,2-Tetrachloroethane	1.0	U	1.0	0.10
76-13-1	1,1,2-Trichloro-1,2,2-trifluoroethane	1.0	U	1.0	0.10
79-00-5	1,1,2-Trichloroethane	1.0	U	1.0	0.10
75-34-3	1,1-Dichloroethane	1.0	U	1.0	0.10
75-35-4	1,1-Dichloroethene	1.0	U	1.0	0.10
120-82-1	1,2,4-Trichlorobenzene	1.0	U	1.0	0.10
96-12-8	1,2-Dibromo-3-Chloropropane	1.0	U	1.0	0.10
106-93-4	1,2-Dibromoethane	1.0	U	1.0	0.10
95-50-1	1,2-Dichlorobenzene	1.0	U	1.0	0.10
107-06-2	1,2-Dichloroethane	1.0	U	1.0	0.10
78-87-5	1,2-Dichloropropane	1.0	U	1.0	0.10
541-73-1	1,3-Dichlorobenzene	1.0	U	1.0	0.10
106-46-7	1,4-Dichlorobenzene	1.0	U	1.0	0.10
591-78-6	2-Hexanone	1.0	U	1.0	0.10
67-64-1	Acetone	1.0	U	1.0	0.10
71-43-2	Benzene	1.0	U	1.0	0.10
75-27-4	Bromodichloromethane	1.0	U	1.0	0.10
75-25-2	Bromoform	1.0	U	1.0	0.10
74-83-9	Bromomethane	1.0	U	1.0	0.10
75-15-0	Carbon disulfide	1.0	U	1.0	0.10
56-23-5	Carbon tetrachloride	1.0	U	1.0	0.10
108-90-7	Chlorobenzene	1.0	U	1.0	0.10
75-45-6	Chlorodifluoromethane	1.0	U	1.0	0.10
75-00-3	Chloroethane	1.0	U	1.0	0.10
67-66-3	Chloroform	1.0	U	1.0	0.10
74-87-3	Chloromethane	1.0	U	1.0	0.10
156-59-2	cis-1,2-Dichloroethene	1.0	U	1.0	0.10
10061-01-5	cis-1,3-Dichloropropene	1.0	U	1.0	0.10
110-82-7	Cyclohexane	1.0	U	1.0	0.10
124-48-1	Dibromochloromethane	1.0	U	1.0	0.10
75-71-8	Dichlorodifluoromethane	1.0	U	1.0	0.10
100-41-4	Ethylbenzene	1.0	U	1.0	0.10
75-69-4	Freon 11	1.0	U	1.0	0.10
76-15-3	Freon 115	1.0	U	1.0	0.10

FORM I
GC/MS VOA ORGANICS ANALYSIS DATA SHEET

Lab Name: TestAmerica Edison | Job No.: 460-113049-1

SDG No.:

Client Sample ID: QC-EB042716 | Lab Sample ID: 460-113049-1

Matrix: Water | Lab File ID: V45073.D

Analysis Method: OLM04.2/VOL | Date Collected: 04/27/2016 15:15

Sample wt/vol: 5(mL) | Date Analyzed: 05/04/2016 02:24

Soil Aliquot Vol: | Dilution Factor: 1

Soil Extract Vol.: | GC Column: Rtx-624 ID: 0.25(mm)

% Moisture: | Level: (low/med) Low

Analysis Batch No.: 366098 | Units: ug/L

CAS NO.	COMPOUND NAME	RESULT	Q	RL	MDL
306-83-2	Freon 123	1.0	U	1.0	0.10
75-37-6	Freon 152a	1.0	U	1.0	0.10
98-82-8	Isopropylbenzene	1.0	U	1.0	0.10
179601-23-1	m&p-Xylene	1.0	U	1.0	0.10
79-20-9	Methyl acetate	1.0	U	1.0	0.10
78-93-3	Methyl ethyl ketone (MEK)	1.0	U	1.0	0.10
108-10-1	Methyl isobutyl ketone (MIBK)	1.0	U	1.0	0.10
1634-04-4	Methyl tert-butyl ether	1.0	U	1.0	0.10
108-87-2	Methylcyclohexane	1.0	U	1.0	0.10
75-09-2	Methylene Chloride	1.8		1.0	0.10
95-47-6	o-Xylene	1.0	U	1.0	0.10
100-42-5	Styrene	1.0	U	1.0	0.10
127-18-4	Tetrachloroethene	1.0	U	1.0	0.10
108-88-3	Toluene	1.0	U	1.0	0.10
156-60-5	trans-1,2-Dichloroethene	1.0	U	1.0	0.10
10061-02-6	trans-1,3-Dichloropropene	1.0	U	1.0	0.10
79-01-6	Trichloroethene	1.0	U	1.0	0.10
75-01-4	Vinyl chloride	1.0	U	1.0	0.10
1330-20-7	Xylenes, Total	1.0	U	1.0	0.10

CAS NO.	SURROGATE	%REC	Q	LIMITS
17060-07-0	1,2-Dichloroethane-d4 (Surr)	110		76-114
460-00-4	Bromofluorobenzene	105		86-115
2037-26-5	Toluene-d8 (Surr)	99		88-110

FORM I
GC/MS VOA ORGANICS ANALYSIS DATA SHEET
TENTATIVELY IDENTIFIED COMPOUNDS

Lab Name: TestAmerica Edison Job No.: 460-113049-1

SDG No.:

Client Sample ID: QC-EB042716 Lab Sample ID: 460-113049-1

Matrix: Water Lab File ID: V45073.D

Analysis Method: OLM04.2/VOL Date Collected: 04/27/2016 15:15

Sample wt/vol: 5(mL) Date Analyzed: 05/04/2016 02:24

Soil Aliquot Vol: Dilution Factor: 1

Soil Extract Vol.: GC Column: Rtx-624 ID: 0.25(mm)

% Moisture: Level: (low/med) Low

Analysis Batch No.: 366098 Units: ug/L

Number TICs Found: 0 TIC Result Total: 0

CAS NO.	COMPOUND NAME	RT	RESULT	Q
	Tentatively Identified Compound		None	

FORM I
GC/MS VOA ORGANICS ANALYSIS DATA SHEET

Lab Name: TestAmerica Edison | Job No.: 460-113049-1

SDG No.:

Client Sample ID: QC-TB042716-02 | Lab Sample ID: 460-113049-2

Matrix: Water | Lab File ID: V45072.D

Analysis Method: OLM04.2/VOL | Date Collected: 04/27/2016 15:15

Sample wt/vol: 5(mL) | Date Analyzed: 05/04/2016 02:01

Soil Aliquot Vol: | Dilution Factor: 1

Soil Extract Vol.: | GC Column: Rtx-624 ID: 0.25(mm)

% Moisture: | Level: (low/med) Low

Analysis Batch No.: 366098 | Units: ug/L

CAS NO.	COMPOUND NAME	RESULT	Q	RL	MDL
71-55-6	1,1,1-Trichloroethane	1.0	U	1.0	0.10
79-34-5	1,1,2,2-Tetrachloroethane	1.0	U	1.0	0.10
76-13-1	1,1,2-Trichloro-1,2,2-trifluoroethane	1.0	U	1.0	0.10
79-00-5	1,1,2-Trichloroethane	1.0	U	1.0	0.10
75-34-3	1,1-Dichloroethane	1.0	U	1.0	0.10
75-35-4	1,1-Dichloroethene	1.0	U	1.0	0.10
120-82-1	1,2,4-Trichlorobenzene	1.0	U	1.0	0.10
96-12-8	1,2-Dibromo-3-Chloropropane	1.0	U	1.0	0.10
106-93-4	1,2-Dibromoethane	1.0	U	1.0	0.10
95-50-1	1,2-Dichlorobenzene	1.0	U	1.0	0.10
107-06-2	1,2-Dichloroethane	1.0	U	1.0	0.10
78-87-5	1,2-Dichloropropane	1.0	U	1.0	0.10
541-73-1	1,3-Dichlorobenzene	1.0	U	1.0	0.10
106-46-7	1,4-Dichlorobenzene	1.0	U	1.0	0.10
591-78-6	2-Hexanone	1.0	U	1.0	0.10
67-64-1	Acetone	1.0	U	1.0	0.10
71-43-2	Benzene	1.0	U	1.0	0.10
75-27-4	Bromodichloromethane	1.0	U	1.0	0.10
75-25-2	Bromoform	1.0	U	1.0	0.10
74-83-9	Bromomethane	1.0	U	1.0	0.10
75-15-0	Carbon disulfide	1.0	U	1.0	0.10
56-23-5	Carbon tetrachloride	1.0	U	1.0	0.10
108-90-7	Chlorobenzene	1.0	U	1.0	0.10
75-45-6	Chlorodifluoromethane	1.0	U	1.0	0.10
75-00-3	Chloroethane	1.0	U	1.0	0.10
67-66-3	Chloroform	1.0	U	1.0	0.10
74-87-3	Chloromethane	1.0	U	1.0	0.10
156-59-2	cis-1,2-Dichloroethene	1.0	U	1.0	0.10
10061-01-5	cis-1,3-Dichloropropene	1.0	U	1.0	0.10
110-82-7	Cyclohexane	1.0	U	1.0	0.10
124-48-1	Dibromochloromethane	1.0	U	1.0	0.10
75-71-8	Dichlorodifluoromethane	1.0	U	1.0	0.10
100-41-4	Ethylbenzene	1.0	U	1.0	0.10
75-69-4	Freon 11	1.0	U	1.0	0.10
76-15-3	Freon 115	1.0	U	1.0	0.10

FORM I
GC/MS VOA ORGANICS ANALYSIS DATA SHEET

Lab Name: TestAmerica Edison | Job No.: 460-113049-1
SDG No.:
Client Sample ID: QC-TB042716-02 | Lab Sample ID: 460-113049-2
Matrix: Water | Lab File ID: V45072.D
Analysis Method: OLM04.2/VOL | Date Collected: 04/27/2016 15:15
Sample wt/vol: 5(mL) | Date Analyzed: 05/04/2016 02:01
Soil Aliquot Vol: | Dilution Factor: 1
Soil Extract Vol.: | GC Column: Rtx-624 ID: 0.25(mm)
% Moisture: | Level: (low/med) Low
Analysis Batch No.: 366098 | Units: ug/L

CAS NO.	COMPOUND NAME	RESULT	Q	RL	MDL
306-83-2	Freon 123	1.0	U	1.0	0.10
75-37-6	Freon 152a	1.0	U	1.0	0.10
98-82-8	Isopropylbenzene	1.0	U	1.0	0.10
179601-23-1	m&p-Xylene	1.0	U	1.0	0.10
79-20-9	Methyl acetate	1.0	U	1.0	0.10
78-93-3	Methyl ethyl ketone (MEK)	1.0	U	1.0	0.10
108-10-1	Methyl isobutyl ketone (MIBK)	1.0	U	1.0	0.10
1634-04-4	Methyl tert-butyl ether	1.0	U	1.0	0.10
108-87-2	Methylcyclohexane	1.0	U	1.0	0.10
75-09-2	Methylene Chloride	1.0	U	1.0	0.10
95-47-6	o-Xylene	1.0	U	1.0	0.10
100-42-5	Styrene	1.0	U	1.0	0.10
127-18-4	Tetrachloroethene	1.0	U	1.0	0.10
108-88-3	Toluene	1.0	U	1.0	0.10
156-60-5	trans-1,2-Dichloroethene	1.0	U	1.0	0.10
10061-02-6	trans-1,3-Dichloropropene	1.0	U	1.0	0.10
79-01-6	Trichloroethene	1.0	U	1.0	0.10
75-01-4	Vinyl chloride	1.0	U	1.0	0.10
1330-20-7	Xylenes, Total	1.0	U	1.0	0.10

CAS NO.	SURROGATE	%REC	Q	LIMITS
17060-07-0	1,2-Dichloroethane-d4 (Surr)	106		76-114
460-00-4	Bromofluorobenzene	107		86-115
2037-26-5	Toluene-d8 (Surr)	100		88-110

FORM I
GC/MS VOA ORGANICS ANALYSIS DATA SHEET
TENTATIVELY IDENTIFIED COMPOUNDS

Lab Name: TestAmerica Edison Job No.: 460-113049-1

SDG No.:

Client Sample ID: QC-TB042716-02 Lab Sample ID: 460-113049-2

Matrix: Water Lab File ID: V45072.D

Analysis Method: OLM04.2/VOL Date Collected: 04/27/2016 15:15

Sample wt/vol: 5(mL) Date Analyzed: 05/04/2016 02:01

Soil Aliquot Vol: Dilution Factor: 1

Soil Extract Vol.: GC Column: Rtx-624 ID: 0.25(mm)

% Moisture: Level: (low/med) Low

Analysis Batch No.: 366098 Units: ug/L

Number TICs Found: 0 TIC Result Total: 0

CAS NO.	COMPOUND NAME	RT	RESULT	Q
	Tentatively Identified Compound		None	

FORM I
GC/MS VOA ORGANICS ANALYSIS DATA SHEET

Lab Name: TestAmerica Edison | Job No.: 460-113049-1

SDG No.:

Client Sample ID: MW-51ML-XX | Lab Sample ID: 460-113049-3

Matrix: Water | Lab File ID: V45077.D

Analysis Method: OLM04.2/VOL | Date Collected: 04/27/2016 17:40

Sample wt/vol: 5(mL) | Date Analyzed: 05/04/2016 04:02

Soil Aliquot Vol: | Dilution Factor: 1

Soil Extract Vol.: | GC Column: Rtx-624 ID: 0.25(mm)

% Moisture: | Level: (low/med) Low

Analysis Batch No.: 366098 | Units: ug/L

CAS NO.	COMPOUND NAME	RESULT	Q	RL	MDL
127-18-4	Tetrachloroethene	0.37	J	1.0	0.10
156-59-2	cis-1,2-Dichloroethene	4.3		1.0	0.10
76-13-1	1,1,2-Trichloro-1,2,2-trifluoroethane	0.30	J	1.0	0.10
79-01-6	Trichloroethene	1.6		1.0	0.10

CAS NO.	SURROGATE	%REC	Q	LIMITS
460-00-4	Bromofluorobenzene	105		86-115
17060-07-0	1,2-Dichloroethane-d4 (Surr)	109		76-114
2037-26-5	Toluene-d8 (Surr)	99		88-110

FORM I
GC/MS VOA ORGANICS ANALYSIS DATA SHEET

Lab Name: TestAmerica Edison | Job No.: 460-113049-1

SDG No.:

Client Sample ID: MW-51MI-XX | Lab Sample ID: 460-113049-4

Matrix: Water | Lab File ID: V45078.D

Analysis Method: OLM04.2/VOL | Date Collected: 04/27/2016 16:25

Sample wt/vol: 5(mL) | Date Analyzed: 05/04/2016 04:25

Soil Aliquot Vol: | Dilution Factor: 1

Soil Extract Vol.: | GC Column: Rtx-624 ID: 0.25(mm)

% Moisture: | Level: (low/med) Low

Analysis Batch No.: 366098 | Units: ug/L

CAS NO.	COMPOUND NAME	RESULT	Q	RL	MDL
127-18-4	Tetrachloroethene	3.5		1.0	0.10
156-59-2	cis-1,2-Dichloroethene	44		1.0	0.10
76-13-1	1,1,2-Trichloro-1,2,2-trifluoroethane	2.5		1.0	0.10
79-01-6	Trichloroethene	14		1.0	0.10

CAS NO.	SURROGATE	%REC	Q	LIMITS
460-00-4	Bromofluorobenzene	104		86-115
17060-07-0	1,2-Dichloroethane-d4 (Surr)	109		76-114
2037-26-5	Toluene-d8 (Surr)	99		88-110

FORM I
GC/MS VOA ORGANICS ANALYSIS DATA SHEET

Lab Name: TestAmerica Edison | Job No.: 460-113049-1

SDG No.:

Client Sample ID: IW-N2169-XX | Lab Sample ID: 460-113049-5

Matrix: Water | Lab File ID: V45117.D

Analysis Method: OLM04.2/VOL | Date Collected: 04/29/2016 08:45

Sample wt/vol: 5(mL) | Date Analyzed: 05/05/2016 06:54

Soil Aliquot Vol: | Dilution Factor: 1

Soil Extract Vol.: | GC Column: Rtx-624 ID: 0.25(mm)

% Moisture: | Level: (low/med) Low

Analysis Batch No.: 366326 | Units: ug/L

CAS NO.	COMPOUND NAME	RESULT	Q	RL	MDL
127-18-4	Tetrachloroethene	0.25	J	1.0	0.10
156-59-2	cis-1,2-Dichloroethene	1.0	U	1.0	0.10
76-13-1	1,1,2-Trichloro-1,2,2-trifluoroethane	1.0	U	1.0	0.10
79-01-6	Trichloroethene	1.0	U	1.0	0.10

CAS NO.	SURROGATE	%REC	Q	LIMITS
460-00-4	Bromofluorobenzene	101		86-115
17060-07-0	1,2-Dichloroethane-d4 (Surr)	104		76-114
2037-26-5	Toluene-d8 (Surr)	98		88-110

FORM I
GC/MS VOA ORGANICS ANALYSIS DATA SHEET

Lab Name: TestAmerica Edison | Job No.: 460-113049-1
SDG No.:
Client Sample ID: MW-45MI-XX | Lab Sample ID: 460-113049-6
Matrix: Water | Lab File ID: V45082.D
Analysis Method: OLM04.2/VOL | Date Collected: 04/27/2016 19:35
Sample wt/vol: 5(mL) | Date Analyzed: 05/04/2016 05:59
Soil Aliquot Vol: | Dilution Factor: 1
Soil Extract Vol.: | GC Column: Rtx-624 ID: 0.25(mm)
% Moisture: | Level: (low/med) Low
Analysis Batch No.: 366098 | Units: ug/L

CAS NO.	COMPOUND NAME	RESULT	Q	RL	MDL
71-55-6	1,1,1-Trichloroethane	1.0	U	1.0	0.10
79-34-5	1,1,2,2-Tetrachloroethane	1.0	U	1.0	0.10
76-13-1	1,1,2-Trichloro-1,2,2-trifluoroethane	1.4		1.0	0.10
79-00-5	1,1,2-Trichloroethane	1.0	U	1.0	0.10
75-34-3	1,1-Dichloroethane	1.0	U	1.0	0.10
75-35-4	1,1-Dichloroethene	1.0	U	1.0	0.10
120-82-1	1,2,4-Trichlorobenzene	1.0	U	1.0	0.10
96-12-8	1,2-Dibromo-3-Chloropropane	1.0	U	1.0	0.10
106-93-4	1,2-Dibromoethane	1.0	U	1.0	0.10
95-50-1	1,2-Dichlorobenzene	1.0	U	1.0	0.10
107-06-2	1,2-Dichloroethane	1.0	U	1.0	0.10
78-87-5	1,2-Dichloropropane	1.0	U	1.0	0.10
541-73-1	1,3-Dichlorobenzene	1.0	U	1.0	0.10
106-46-7	1,4-Dichlorobenzene	1.0	U	1.0	0.10
591-78-6	2-Hexanone	1.0	U	1.0	0.10
67-64-1	Acetone	1.0	U	1.0	0.10
71-43-2	Benzene	1.0	U	1.0	0.10
75-27-4	Bromodichloromethane	1.0	U	1.0	0.10
75-25-2	Bromoform	1.0	U	1.0	0.10
74-83-9	Bromomethane	1.0	U	1.0	0.10
75-15-0	Carbon disulfide	1.0	U	1.0	0.10
56-23-5	Carbon tetrachloride	1.0	U	1.0	0.10
108-90-7	Chlorobenzene	1.0	U	1.0	0.10
75-45-6	Chlorodifluoromethane	0.37	J	1.0	0.10
75-00-3	Chloroethane	1.0	U	1.0	0.10
67-66-3	Chloroform	0.56	J	1.0	0.10
74-87-3	Chloromethane	1.0	U	1.0	0.10
156-59-2	cis-1,2-Dichloroethene	31		1.0	0.10
10061-01-5	cis-1,3-Dichloropropene	1.0	U	1.0	0.10
110-82-7	Cyclohexane	1.0	U	1.0	0.10
124-48-1	Dibromochloromethane	1.0	U	1.0	0.10
75-71-8	Dichlorodifluoromethane	1.0	U	1.0	0.10
100-41-4	Ethylbenzene	1.0	U	1.0	0.10
75-69-4	Freon 11	0.40	J	1.0	0.10
76-15-3	Freon 115	1.0	U	1.0	0.10

FORM I
GC/MS VOA ORGANICS ANALYSIS DATA SHEET

Lab Name: TestAmerica Edison | Job No.: 460-113049-1
SDG No.:
Client Sample ID: MW-45MI-XX | Lab Sample ID: 460-113049-6
Matrix: Water | Lab File ID: V45082.D
Analysis Method: OLM04.2/VOL | Date Collected: 04/27/2016 19:35
Sample wt/vol: 5(mL) | Date Analyzed: 05/04/2016 05:59
Soil Aliquot Vol: | Dilution Factor: 1
Soil Extract Vol.: | GC Column: Rtx-624 ID: 0.25(mm)
% Moisture: | Level: (low/med) Low
Analysis Batch No.: 366098 | Units: ug/L

CAS NO.	COMPOUND NAME	RESULT	Q	RL	MDL
306-83-2	Freon 123	1.0	U	1.0	0.10
75-37-6	Freon 152a	1.0	U	1.0	0.10
98-82-8	Isopropylbenzene	1.0	U	1.0	0.10
179601-23-1	m&p-Xylene	1.0	U	1.0	0.10
79-20-9	Methyl acetate	1.0	U	1.0	0.10
78-93-3	Methyl ethyl ketone (MEK)	1.0	U	1.0	0.10
108-10-1	Methyl isobutyl ketone (MIBK)	1.0	U	1.0	0.10
1634-04-4	Methyl tert-butyl ether	1.0	U	1.0	0.10
108-87-2	Methylcyclohexane	1.0	U	1.0	0.10
75-09-2	Methylene Chloride	1.0	U	1.0	0.10
95-47-6	o-Xylene	1.0	U	1.0	0.10
100-42-5	Styrene	1.0	U	1.0	0.10
127-18-4	Tetrachloroethene	1.4		1.0	0.10
108-88-3	Toluene	1.0	U	1.0	0.10
156-60-5	trans-1,2-Dichloroethene	0.23	J	1.0	0.10
10061-02-6	trans-1,3-Dichloropropene	1.0	U	1.0	0.10
79-01-6	Trichloroethene	16		1.0	0.10
75-01-4	Vinyl chloride	1.0	U	1.0	0.10
1330-20-7	Xylenes, Total	1.0	U	1.0	0.10

CAS NO.	SURROGATE	%REC	Q	LIMITS
17060-07-0	1,2-Dichloroethane-d4 (Surr)	106		76-114
460-00-4	Bromofluorobenzene	106		86-115
2037-26-5	Toluene-d8 (Surr)	99		88-110

FORM I
GC/MS VOA ORGANICS ANALYSIS DATA SHEET
TENTATIVELY IDENTIFIED COMPOUNDS

Lab Name: TestAmerica Edison Job No.: 460-113049-1

SDG No.:

Client Sample ID: MW-45MI-XX Lab Sample ID: 460-113049-6

Matrix: Water Lab File ID: V45082.D

Analysis Method: OLM04.2/VOL Date Collected: 04/27/2016 19:35

Sample wt/vol: 5(mL) Date Analyzed: 05/04/2016 05:59

Soil Aliquot Vol: Dilution Factor: 1

Soil Extract Vol.: GC Column: Rtx-624 ID: 0.25(mm)

% Moisture: Level: (low/med) Low

Analysis Batch No.: 366098 Units: ug/L

Number TICs Found: 0 TIC Result Total: 0

CAS NO.	COMPOUND NAME	RT	RESULT	Q
	Tentatively Identified Compound		None	

FORM I
GC/MS VOA ORGANICS ANALYSIS DATA SHEET

Lab Name: TestAmerica Edison | Job No.: 460-113049-1
SDG No.:
Client Sample ID: MW-45MU-XX | Lab Sample ID: 460-113049-7
Matrix: Water | Lab File ID: V45083.D
Analysis Method: OLM04.2/VOL | Date Collected: 04/27/2016 17:10
Sample wt/vol: 5(mL) | Date Analyzed: 05/04/2016 06:22
Soil Aliquot Vol: | Dilution Factor: 1
Soil Extract Vol.: | GC Column: Rtx-624 ID: 0.25(mm)
% Moisture: | Level: (low/med) Low
Analysis Batch No.: 366098 | Units: ug/L

CAS NO.	COMPOUND NAME	RESULT	Q	RL	MDL
71-55-6	1,1,1-Trichloroethane	1.0	U	1.0	0.10
79-34-5	1,1,2,2-Tetrachloroethane	1.0	U	1.0	0.10
76-13-1	1,1,2-Trichloro-1,2,2-trifluoroethane	3.8		1.0	0.10
79-00-5	1,1,2-Trichloroethane	1.0	U	1.0	0.10
75-34-3	1,1-Dichloroethane	1.0	U	1.0	0.10
75-35-4	1,1-Dichloroethene	0.25	J	1.0	0.10
120-82-1	1,2,4-Trichlorobenzene	1.0	U	1.0	0.10
96-12-8	1,2-Dibromo-3-Chloropropane	1.0	U	1.0	0.10
106-93-4	1,2-Dibromoethane	1.0	U	1.0	0.10
95-50-1	1,2-Dichlorobenzene	1.0	U	1.0	0.10
107-06-2	1,2-Dichloroethane	0.26	J	1.0	0.10
78-87-5	1,2-Dichloropropane	1.0	U	1.0	0.10
541-73-1	1,3-Dichlorobenzene	1.0	U	1.0	0.10
106-46-7	1,4-Dichlorobenzene	1.0	U	1.0	0.10
591-78-6	2-Hexanone	1.0	U	1.0	0.10
67-64-1	Acetone	1.0	U	1.0	0.10
71-43-2	Benzene	1.0	U	1.0	0.10
75-27-4	Bromodichloromethane	1.0	U	1.0	0.10
75-25-2	Bromoform	1.0	U	1.0	0.10
74-83-9	Bromomethane	1.0	U	1.0	0.10
75-15-0	Carbon disulfide	1.0	U	1.0	0.10
56-23-5	Carbon tetrachloride	1.0	U	1.0	0.10
108-90-7	Chlorobenzene	1.0	U	1.0	0.10
75-45-6	Chlorodifluoromethane	1.1		1.0	0.10
75-00-3	Chloroethane	1.0	U	1.0	0.10
67-66-3	Chloroform	1.3		1.0	0.10
74-87-3	Chloromethane	1.0	U	1.0	0.10
156-59-2	cis-1,2-Dichloroethene	160		1.0	0.10
10061-01-5	cis-1,3-Dichloropropene	1.0	U	1.0	0.10
110-82-7	Cyclohexane	1.0	U	1.0	0.10
124-48-1	Dibromochloromethane	1.0	U	1.0	0.10
75-71-8	Dichlorodifluoromethane	1.0	U	1.0	0.10
100-41-4	Ethylbenzene	1.0	U	1.0	0.10
75-69-4	Freon 11	0.16	J	1.0	0.10
76-15-3	Freon 115	1.0	U	1.0	0.10

FORM I
GC/MS VOA ORGANICS ANALYSIS DATA SHEET

Lab Name: TestAmerica Edison | Job No.: 460-113049-1
SDG No.:
Client Sample ID: MW-45MU-XX | Lab Sample ID: 460-113049-7
Matrix: Water | Lab File ID: V45083.D
Analysis Method: OLM04.2/VOL | Date Collected: 04/27/2016 17:10
Sample wt/vol: 5(mL) | Date Analyzed: 05/04/2016 06:22
Soil Aliquot Vol: | Dilution Factor: 1
Soil Extract Vol.: | GC Column: Rtx-624 ID: 0.25(mm)
% Moisture: | Level: (low/med) Low
Analysis Batch No.: 366098 | Units: ug/L

CAS NO.	COMPOUND NAME	RESULT	Q	RL	MDL
306-83-2	Freon 123	1.0	U	1.0	0.10
75-37-6	Freon 152a	1.0	U	1.0	0.10
98-82-8	Isopropylbenzene	1.0	U	1.0	0.10
179601-23-1	m&p-Xylene	1.0	U	1.0	0.10
79-20-9	Methyl acetate	1.0	U	1.0	0.10
78-93-3	Methyl ethyl ketone (MEK)	1.0	U	1.0	0.10
108-10-1	Methyl isobutyl ketone (MIBK)	1.0	U	1.0	0.10
1634-04-4	Methyl tert-butyl ether	1.0	U	1.0	0.10
108-87-2	Methylcyclohexane	1.0	U	1.0	0.10
75-09-2	Methylene Chloride	1.0	U	1.0	0.10
95-47-6	o-Xylene	1.0	U	1.0	0.10
100-42-5	Styrene	1.0	U	1.0	0.10
127-18-4	Tetrachloroethene	9.4		1.0	0.10
108-88-3	Toluene	1.0	U	1.0	0.10
156-60-5	trans-1,2-Dichloroethene	1.0		1.0	0.10
10061-02-6	trans-1,3-Dichloropropene	1.0	U	1.0	0.10
79-01-6	Trichloroethene	35		1.0	0.10
75-01-4	Vinyl chloride	1.0	U	1.0	0.10
1330-20-7	Xylenes, Total	1.0	U	1.0	0.10

CAS NO.	SURROGATE	%REC	Q	LIMITS
17060-07-0	1,2-Dichloroethane-d4 (Surr)	106		76-114
460-00-4	Bromofluorobenzene	105		86-115
2037-26-5	Toluene-d8 (Surr)	99		88-110

FORM I
GC/MS VOA ORGANICS ANALYSIS DATA SHEET
TENTATIVELY IDENTIFIED COMPOUNDS

Lab Name: TestAmerica Edison Job No.: 460-113049-1

SDG No.:

Client Sample ID: MW-45MU-XX Lab Sample ID: 460-113049-7

Matrix: Water Lab File ID: V45083.D

Analysis Method: OLM04.2/VOL Date Collected: 04/27/2016 17:10

Sample wt/vol: 5(mL) Date Analyzed: 05/04/2016 06:22

Soil Aliquot Vol: Dilution Factor: 1

Soil Extract Vol.: GC Column: Rtx-624 ID: 0.25(mm)

% Moisture: Level: (low/med) Low

Analysis Batch No.: 366098 Units: ug/L

Number TICs Found: 0 TIC Result Total: 0

CAS NO.	COMPOUND NAME	RT	RESULT	Q
	Tentatively Identified Compound		None	

FORM I
GC/MS VOA ORGANICS ANALYSIS DATA SHEET

Lab Name: TestAmerica Edison | Job No.: 460-113049-1
SDG No.:
Client Sample ID: QC-EB042816 | Lab Sample ID: 460-113049-8
Matrix: Water | Lab File ID: V45074.D
Analysis Method: OLM04.2/VOL | Date Collected: 04/28/2016 07:30
Sample wt/vol: 5(mL) | Date Analyzed: 05/04/2016 02:48
Soil Aliquot Vol: | Dilution Factor: 1
Soil Extract Vol.: | GC Column: Rtx-624 ID: 0.25(mm)
% Moisture: | Level: (low/med) Low
Analysis Batch No.: 366098 | Units: ug/L

CAS NO.	COMPOUND NAME	RESULT	Q	RL	MDL
71-55-6	1,1,1-Trichloroethane	1.0	U	1.0	0.10
79-34-5	1,1,2,2-Tetrachloroethane	1.0	U	1.0	0.10
76-13-1	1,1,2-Trichloro-1,2,2-trifluoroethane	1.0	U	1.0	0.10
79-00-5	1,1,2-Trichloroethane	1.0	U	1.0	0.10
75-34-3	1,1-Dichloroethane	1.0	U	1.0	0.10
75-35-4	1,1-Dichloroethene	1.0	U	1.0	0.10
120-82-1	1,2,4-Trichlorobenzene	1.0	U	1.0	0.10
96-12-8	1,2-Dibromo-3-Chloropropane	1.0	U	1.0	0.10
106-93-4	1,2-Dibromoethane	1.0	U	1.0	0.10
95-50-1	1,2-Dichlorobenzene	1.0	U	1.0	0.10
107-06-2	1,2-Dichloroethane	1.0	U	1.0	0.10
78-87-5	1,2-Dichloropropane	1.0	U	1.0	0.10
541-73-1	1,3-Dichlorobenzene	1.0	U	1.0	0.10
106-46-7	1,4-Dichlorobenzene	1.0	U	1.0	0.10
591-78-6	2-Hexanone	1.0	U	1.0	0.10
67-64-1	Acetone	1.0	U	1.0	0.10
71-43-2	Benzene	1.0	U	1.0	0.10
75-27-4	Bromodichloromethane	1.0	U	1.0	0.10
75-25-2	Bromoform	1.0	U	1.0	0.10
74-83-9	Bromomethane	1.0	U	1.0	0.10
75-15-0	Carbon disulfide	1.0	U	1.0	0.10
56-23-5	Carbon tetrachloride	1.0	U	1.0	0.10
108-90-7	Chlorobenzene	1.0	U	1.0	0.10
75-45-6	Chlorodifluoromethane	1.0	U	1.0	0.10
75-00-3	Chloroethane	1.0	U	1.0	0.10
67-66-3	Chloroform	1.0	U	1.0	0.10
74-87-3	Chloromethane	1.0	U	1.0	0.10
156-59-2	cis-1,2-Dichloroethene	1.0	U	1.0	0.10
10061-01-5	cis-1,3-Dichloropropene	1.0	U	1.0	0.10
110-82-7	Cyclohexane	1.0	U	1.0	0.10
124-48-1	Dibromochloromethane	1.0	U	1.0	0.10
75-71-8	Dichlorodifluoromethane	1.0	U	1.0	0.10
100-41-4	Ethylbenzene	1.0	U	1.0	0.10
75-69-4	Freon 11	1.0	U	1.0	0.10
76-15-3	Freon 115	1.0	U	1.0	0.10

FORM I
GC/MS VOA ORGANICS ANALYSIS DATA SHEET

Lab Name: TestAmerica Edison | Job No.: 460-113049-1

SDG No.:

Client Sample ID: QC-EB042816 | Lab Sample ID: 460-113049-8

Matrix: Water | Lab File ID: V45074.D

Analysis Method: OLM04.2/VOL | Date Collected: 04/28/2016 07:30

Sample wt/vol: 5(mL) | Date Analyzed: 05/04/2016 02:48

Soil Aliquot Vol: | Dilution Factor: 1

Soil Extract Vol.: | GC Column: Rtx-624 ID: 0.25(mm)

% Moisture: | Level: (low/med) Low

Analysis Batch No.: 366098 | Units: ug/L

CAS NO.	COMPOUND NAME	RESULT	Q	RL	MDL
306-83-2	Freon 123	1.0	U	1.0	0.10
75-37-6	Freon 152a	1.0	U	1.0	0.10
98-82-8	Isopropylbenzene	1.0	U	1.0	0.10
179601-23-1	m&p-Xylene	1.0	U	1.0	0.10
79-20-9	Methyl acetate	1.0	U	1.0	0.10
78-93-3	Methyl ethyl ketone (MEK)	1.0	U	1.0	0.10
108-10-1	Methyl isobutyl ketone (MIBK)	1.0	U	1.0	0.10
1634-04-4	Methyl tert-butyl ether	1.0	U	1.0	0.10
108-87-2	Methylcyclohexane	1.0	U	1.0	0.10
75-09-2	Methylene Chloride	2.9		1.0	0.10
95-47-6	o-Xylene	1.0	U	1.0	0.10
100-42-5	Styrene	1.0	U	1.0	0.10
127-18-4	Tetrachloroethene	1.0	U	1.0	0.10
108-88-3	Toluene	1.0	U	1.0	0.10
156-60-5	trans-1,2-Dichloroethene	1.0	U	1.0	0.10
10061-02-6	trans-1,3-Dichloropropene	1.0	U	1.0	0.10
79-01-6	Trichloroethene	1.0	U	1.0	0.10
75-01-4	Vinyl chloride	1.0	U	1.0	0.10
1330-20-7	Xylenes, Total	1.0	U	1.0	0.10

CAS NO.	SURROGATE	%REC	Q	LIMITS
17060-07-0	1,2-Dichloroethane-d4 (Surr)	106		76-114
460-00-4	Bromofluorobenzene	105		86-115
2037-26-5	Toluene-d8 (Surr)	99		88-110

FORM I
GC/MS VOA ORGANICS ANALYSIS DATA SHEET
TENTATIVELY IDENTIFIED COMPOUNDS

Lab Name: TestAmerica Edison Job No.: 460-113049-1

SDG No.:

Client Sample ID: QC-EB042816 Lab Sample ID: 460-113049-8

Matrix: Water Lab File ID: V45074.D

Analysis Method: OLM04.2/VOL Date Collected: 04/28/2016 07:30

Sample wt/vol: 5(mL) Date Analyzed: 05/04/2016 02:48

Soil Aliquot Vol: Dilution Factor: 1

Soil Extract Vol.: GC Column: Rtx-624 ID: 0.25(mm)

% Moisture: Level: (low/med) Low

Analysis Batch No.: 366098 Units: ug/L

Number TICs Found: 0 TIC Result Total: 0

CAS NO.	COMPOUND NAME	RT	RESULT	Q
	Tentatively Identified Compound		None	

FORM I
GC/MS VOA ORGANICS ANALYSIS DATA SHEET

Lab Name: TestAmerica Edison | Job No.: 460-113049-1

SDG No.:

Client Sample ID: MW-43MI-XX | Lab Sample ID: 460-113049-9

Matrix: Water | Lab File ID: V45080.D

Analysis Method: OLM04.2/VOL | Date Collected: 04/28/2016 12:20

Sample wt/vol: 5(mL) | Date Analyzed: 05/04/2016 05:12

Soil Aliquot Vol: | Dilution Factor: 1

Soil Extract Vol.: | GC Column: Rtx-624 ID: 0.25(mm)

% Moisture: | Level: (low/med) Low

Analysis Batch No.: 366098 | Units: ug/L

CAS NO.	COMPOUND NAME	RESULT	Q	RL	MDL
71-55-6	1,1,1-Trichloroethane	1.0	U	1.0	0.10
79-34-5	1,1,2,2-Tetrachloroethane	1.0	U	1.0	0.10
76-13-1	1,1,2-Trichloro-1,2,2-trifluoroethane	2.5		1.0	0.10
79-00-5	1,1,2-Trichloroethane	1.0	U	1.0	0.10
75-34-3	1,1-Dichloroethane	1.0	U	1.0	0.10
75-35-4	1,1-Dichloroethene	0.34	J	1.0	0.10
120-82-1	1,2,4-Trichlorobenzene	1.0	U	1.0	0.10
96-12-8	1,2-Dibromo-3-Chloropropane	1.0	U	1.0	0.10
106-93-4	1,2-Dibromoethane	1.0	U	1.0	0.10
95-50-1	1,2-Dichlorobenzene	1.0	U	1.0	0.10
107-06-2	1,2-Dichloroethane	0.20	J	1.0	0.10
78-87-5	1,2-Dichloropropane	1.0	U	1.0	0.10
541-73-1	1,3-Dichlorobenzene	1.0	U	1.0	0.10
106-46-7	1,4-Dichlorobenzene	1.0	U	1.0	0.10
591-78-6	2-Hexanone	1.0	U	1.0	0.10
67-64-1	Acetone	1.0	U	1.0	0.10
71-43-2	Benzene	1.0	U	1.0	0.10
75-27-4	Bromodichloromethane	1.0	U	1.0	0.10
75-25-2	Bromoform	1.0	U	1.0	0.10
74-83-9	Bromomethane	1.0	U	1.0	0.10
75-15-0	Carbon disulfide	1.0	U	1.0	0.10
56-23-5	Carbon tetrachloride	1.0	U	1.0	0.10
108-90-7	Chlorobenzene	1.0	U	1.0	0.10
75-45-6	Chlorodifluoromethane	5.7		1.0	0.10
75-00-3	Chloroethane	1.0	U	1.0	0.10
67-66-3	Chloroform	0.28	J	1.0	0.10
74-87-3	Chloromethane	1.0	U	1.0	0.10
156-59-2	cis-1,2-Dichloroethene	52		1.0	0.10
10061-01-5	cis-1,3-Dichloropropene	1.0	U	1.0	0.10
110-82-7	Cyclohexane	1.0	U	1.0	0.10
124-48-1	Dibromochloromethane	1.0	U	1.0	0.10
75-71-8	Dichlorodifluoromethane	1.0	U	1.0	0.10
100-41-4	Ethylbenzene	1.0	U	1.0	0.10
75-69-4	Freon 11	0.12	J	1.0	0.10
76-15-3	Freon 115	1.0	U	1.0	0.10

FORM I
GC/MS VOA ORGANICS ANALYSIS DATA SHEET

Lab Name: TestAmerica Edison | Job No.: 460-113049-1
SDG No.:
Client Sample ID: MW-43MI-XX | Lab Sample ID: 460-113049-9
Matrix: Water | Lab File ID: V45080.D
Analysis Method: OLM04.2/VOL | Date Collected: 04/28/2016 12:20
Sample wt/vol: 5(mL) | Date Analyzed: 05/04/2016 05:12
Soil Aliquot Vol: | Dilution Factor: 1
Soil Extract Vol.: | GC Column: Rtx-624 ID: 0.25(mm)
% Moisture: | Level: (low/med) Low
Analysis Batch No.: 366098 | Units: ug/L

CAS NO.	COMPOUND NAME	RESULT	Q	RL	MDL
306-83-2	Freon 123	1.0	U	1.0	0.10
75-37-6	Freon 152a	1.0	U	1.0	0.10
98-82-8	Isopropylbenzene	1.0	U	1.0	0.10
179601-23-1	m&p-Xylene	1.0	U	1.0	0.10
79-20-9	Methyl acetate	1.0	U	1.0	0.10
78-93-3	Methyl ethyl ketone (MEK)	1.0	U	1.0	0.10
108-10-1	Methyl isobutyl ketone (MIBK)	1.0	U	1.0	0.10
1634-04-4	Methyl tert-butyl ether	1.0	U	1.0	0.10
108-87-2	Methylcyclohexane	1.0	U	1.0	0.10
75-09-2	Methylene Chloride	1.0	U	1.0	0.10
95-47-6	o-Xylene	1.0	U	1.0	0.10
100-42-5	Styrene	1.0	U	1.0	0.10
127-18-4	Tetrachloroethene	5.7		1.0	0.10
108-88-3	Toluene	1.0	U	1.0	0.10
156-60-5	trans-1,2-Dichloroethene	0.18	J	1.0	0.10
10061-02-6	trans-1,3-Dichloropropene	1.0	U	1.0	0.10
79-01-6	Trichloroethene	17		1.0	0.10
75-01-4	Vinyl chloride	1.0	U	1.0	0.10
1330-20-7	Xylenes, Total	1.0	U	1.0	0.10

CAS NO.	SURROGATE	%REC	Q	LIMITS
17060-07-0	1,2-Dichloroethane-d4 (Surr)	106		76-114
460-00-4	Bromofluorobenzene	103		86-115
2037-26-5	Toluene-d8 (Surr)	99		88-110

FORM I
GC/MS VOA ORGANICS ANALYSIS DATA SHEET
TENTATIVELY IDENTIFIED COMPOUNDS

Lab Name: TestAmerica Edison Job No.: 460-113049-1

SDG No.:

Client Sample ID: MW-43MI-XX Lab Sample ID: 460-113049-9

Matrix: Water Lab File ID: V45080.D

Analysis Method: OLM04.2/VOL Date Collected: 04/28/2016 12:20

Sample wt/vol: 5(mL) Date Analyzed: 05/04/2016 05:12

Soil Aliquot Vol: Dilution Factor: 1

Soil Extract Vol.: GC Column: Rtx-624 ID: 0.25(mm)

% Moisture: Level: (low/med) Low

Analysis Batch No.: 366098 Units: ug/L

Number TICs Found: 0 TIC Result Total: 0

CAS NO.	COMPOUND NAME	RT	RESULT	Q
	Tentatively Identified Compound		None	

FORM I
GC/MS VOA ORGANICS ANALYSIS DATA SHEET

Lab Name: TestAmerica Edison | Job No.: 460-113049-1

SDG No.:

Client Sample ID: MW-43MU-XX | Lab Sample ID: 460-113049-10

Matrix: Water | Lab File ID: V45118.D

Analysis Method: OLM04.2/VOL | Date Collected: 04/28/2016 13:35

Sample wt/vol: 5(mL) | Date Analyzed: 05/05/2016 07:18

Soil Aliquot Vol: | Dilution Factor: 1

Soil Extract Vol.: | GC Column: Rtx-624 ID: 0.25(mm)

% Moisture: | Level: (low/med) Low

Analysis Batch No.: 366326 | Units: ug/L

CAS NO.	COMPOUND NAME	RESULT	Q	RL	MDL
71-55-6	1,1,1-Trichloroethane	1.0	U	1.0	0.10
79-34-5	1,1,2,2-Tetrachloroethane	1.0	U	1.0	0.10
76-13-1	1,1,2-Trichloro-1,2,2-trifluoroethane	1.0	U	1.0	0.10
79-00-5	1,1,2-Trichloroethane	1.0	U	1.0	0.10
75-34-3	1,1-Dichloroethane	1.0	U	1.0	0.10
75-35-4	1,1-Dichloroethene	1.0	U	1.0	0.10
120-82-1	1,2,4-Trichlorobenzene	1.0	U	1.0	0.10
96-12-8	1,2-Dibromo-3-Chloropropane	1.0	U	1.0	0.10
106-93-4	1,2-Dibromoethane	1.0	U	1.0	0.10
95-50-1	1,2-Dichlorobenzene	1.0	U	1.0	0.10
107-06-2	1,2-Dichloroethane	1.0	U	1.0	0.10
78-87-5	1,2-Dichloropropane	1.0	U	1.0	0.10
541-73-1	1,3-Dichlorobenzene	1.0	U	1.0	0.10
106-46-7	1,4-Dichlorobenzene	1.0	U	1.0	0.10
591-78-6	2-Hexanone	1.0	U	1.0	0.10
67-64-1	Acetone	1.0	U	1.0	0.10
71-43-2	Benzene	1.0	U	1.0	0.10
75-27-4	Bromodichloromethane	1.0	U	1.0	0.10
75-25-2	Bromoform	1.0	U	1.0	0.10
74-83-9	Bromomethane	1.0	U	1.0	0.10
75-15-0	Carbon disulfide	1.0	U	1.0	0.10
56-23-5	Carbon tetrachloride	1.0	U	1.0	0.10
108-90-7	Chlorobenzene	1.0	U	1.0	0.10
75-45-6	Chlorodifluoromethane	1.0	U	1.0	0.10
75-00-3	Chloroethane	1.0	U	1.0	0.10
67-66-3	Chloroform	1.0	U	1.0	0.10
74-87-3	Chloromethane	1.0	U	1.0	0.10
156-59-2	cis-1,2-Dichloroethene	0.14	J	1.0	0.10
10061-01-5	cis-1,3-Dichloropropene	1.0	U	1.0	0.10
110-82-7	Cyclohexane	1.0	U	1.0	0.10
124-48-1	Dibromochloromethane	1.0	U	1.0	0.10
75-71-8	Dichlorodifluoromethane	1.0	U	1.0	0.10
100-41-4	Ethylbenzene	1.0	U	1.0	0.10
75-69-4	Freon 11	1.0	U	1.0	0.10
76-15-3	Freon 115	1.0	U	1.0	0.10

FORM I
GC/MS VOA ORGANICS ANALYSIS DATA SHEET

Lab Name: TestAmerica Edison | Job No.: 460-113049-1
SDG No.:
Client Sample ID: MW-43MU-XX | Lab Sample ID: 460-113049-10
Matrix: Water | Lab File ID: V45118.D
Analysis Method: OLM04.2/VOL | Date Collected: 04/28/2016 13:35
Sample wt/vol: 5(mL) | Date Analyzed: 05/05/2016 07:18
Soil Aliquot Vol: | Dilution Factor: 1
Soil Extract Vol.: | GC Column: Rtx-624 ID: 0.25(mm)
% Moisture: | Level: (low/med) Low
Analysis Batch No.: 366326 | Units: ug/L

CAS NO.	COMPOUND NAME	RESULT	Q	RL	MDL
306-83-2	Freon 123	1.0	U	1.0	0.10
75-37-6	Freon 152a	1.0	U	1.0	0.10
98-82-8	Isopropylbenzene	1.0	U	1.0	0.10
179601-23-1	m&p-Xylene	1.0	U	1.0	0.10
79-20-9	Methyl acetate	1.0	U	1.0	0.10
78-93-3	Methyl ethyl ketone (MEK)	1.0	U	1.0	0.10
108-10-1	Methyl isobutyl ketone (MIBK)	1.0	U	1.0	0.10
1634-04-4	Methyl tert-butyl ether	1.0	U	1.0	0.10
108-87-2	Methylcyclohexane	1.0	U	1.0	0.10
75-09-2	Methylene Chloride	1.0	U	1.0	0.10
95-47-6	o-Xylene	1.0	U	1.0	0.10
100-42-5	Styrene	1.0	U	1.0	0.10
127-18-4	Tetrachloroethene	0.13	J	1.0	0.10
108-88-3	Toluene	1.0	U	1.0	0.10
156-60-5	trans-1,2-Dichloroethene	1.0	U	1.0	0.10
10061-02-6	trans-1,3-Dichloropropene	1.0	U	1.0	0.10
79-01-6	Trichloroethene	0.19	J	1.0	0.10
75-01-4	Vinyl chloride	1.0	U	1.0	0.10
1330-20-7	Xylenes, Total	1.0	U	1.0	0.10

CAS NO.	SURROGATE	%REC	Q	LIMITS
17060-07-0	1,2-Dichloroethane-d4 (Surr)	106		76-114
460-00-4	Bromofluorobenzene	102		86-115
2037-26-5	Toluene-d8 (Surr)	99		88-110

FORM I
GC/MS VOA ORGANICS ANALYSIS DATA SHEET
TENTATIVELY IDENTIFIED COMPOUNDS

Lab Name: TestAmerica Edison Job No.: 460-113049-1

SDG No.:

Client Sample ID: MW-43MU-XX Lab Sample ID: 460-113049-10

Matrix: Water Lab File ID: V45118.D

Analysis Method: OLM04.2/VOL Date Collected: 04/28/2016 13:35

Sample wt/vol: 5(mL) Date Analyzed: 05/05/2016 07:18

Soil Aliquot Vol: Dilution Factor: 1

Soil Extract Vol.: GC Column: Rtx-624 ID: 0.25(mm)

% Moisture: Level: (low/med) Low

Analysis Batch No.: 366326 Units: ug/L

Number TICs Found: 0 TIC Result Total: 0

CAS NO.	COMPOUND NAME	RT	RESULT	Q
	Tentatively Identified Compound		None	

FORM I
GC/MS VOA ORGANICS ANALYSIS DATA SHEET

Lab Name: TestAmerica Edison | Job No.: 460-113049-1

SDG No.:

Client Sample ID: IW-N5535-XX | Lab Sample ID: 460-113049-11

Matrix: Water | Lab File ID: V45108.D

Analysis Method: OLM04.2/VOL | Date Collected: 04/28/2016 10:45

Sample wt/vol: 5(mL) | Date Analyzed: 05/05/2016 03:23

Soil Aliquot Vol: | Dilution Factor: 1

Soil Extract Vol.: | GC Column: Rtx-624 ID: 0.25(mm)

% Moisture: | Level: (low/med) Low

Analysis Batch No.: 366326 | Units: ug/L

CAS NO.	COMPOUND NAME	RESULT	Q	RL	MDL
71-55-6	1,1,1-Trichloroethane	1.0	U	1.0	0.10
79-34-5	1,1,2,2-Tetrachloroethane	1.0	U	1.0	0.10
76-13-1	1,1,2-Trichloro-1,2,2-trifluoroethane	0.19	J	1.0	0.10
79-00-5	1,1,2-Trichloroethane	1.0	U	1.0	0.10
75-34-3	1,1-Dichloroethane	1.0	U	1.0	0.10
75-35-4	1,1-Dichloroethene	0.54	J	1.0	0.10
120-82-1	1,2,4-Trichlorobenzene	1.0	U	1.0	0.10
96-12-8	1,2-Dibromo-3-Chloropropane	1.0	U	1.0	0.10
106-93-4	1,2-Dibromoethane	1.0	U	1.0	0.10
95-50-1	1,2-Dichlorobenzene	1.0	U	1.0	0.10
107-06-2	1,2-Dichloroethane	1.0	U	1.0	0.10
78-87-5	1,2-Dichloropropane	1.0	U	1.0	0.10
541-73-1	1,3-Dichlorobenzene	1.0	U	1.0	0.10
106-46-7	1,4-Dichlorobenzene	1.0	U	1.0	0.10
591-78-6	2-Hexanone	1.0	U	1.0	0.10
67-64-1	Acetone	1.0	U	1.0	0.10
71-43-2	Benzene	1.0	U	1.0	0.10
75-27-4	Bromodichloromethane	1.0	U	1.0	0.10
75-25-2	Bromoform	1.0	U	1.0	0.10
74-83-9	Bromomethane	1.0	U	1.0	0.10
75-15-0	Carbon disulfide	1.0	U	1.0	0.10
56-23-5	Carbon tetrachloride	1.0	U	1.0	0.10
108-90-7	Chlorobenzene	1.0	U	1.0	0.10
75-45-6	Chlorodifluoromethane	0.86	J	1.0	0.10
75-00-3	Chloroethane	1.0	U	1.0	0.10
67-66-3	Chloroform	1.0	U	1.0	0.10
74-87-3	Chloromethane	1.0	U	1.0	0.10
156-59-2	cis-1,2-Dichloroethene	0.19	J	1.0	0.10
10061-01-5	cis-1,3-Dichloropropene	1.0	U	1.0	0.10
110-82-7	Cyclohexane	1.0	U	1.0	0.10
124-48-1	Dibromochloromethane	1.0	U	1.0	0.10
75-71-8	Dichlorodifluoromethane	1.0	U	1.0	0.10
100-41-4	Ethylbenzene	1.0	U	1.0	0.10
75-69-4	Freon 11	1.0	U	1.0	0.10
76-15-3	Freon 115	1.0	U	1.0	0.10

FORM I
GC/MS VOA ORGANICS ANALYSIS DATA SHEET

Lab Name: TestAmerica Edison | Job No.: 460-113049-1

SDG No.:

Client Sample ID: IW-N5535-XX | Lab Sample ID: 460-113049-11

Matrix: Water | Lab File ID: V45108.D

Analysis Method: OLM04.2/VOL | Date Collected: 04/28/2016 10:45

Sample wt/vol: 5(mL) | Date Analyzed: 05/05/2016 03:23

Soil Aliquot Vol: | Dilution Factor: 1

Soil Extract Vol.: | GC Column: Rtx-624 ID: 0.25(mm)

% Moisture: | Level: (low/med) Low

Analysis Batch No.: 366326 | Units: ug/L

CAS NO.	COMPOUND NAME	RESULT	Q	RL	MDL
306-83-2	Freon 123	1.0	U	1.0	0.10
75-37-6	Freon 152a	1.0	U	1.0	0.10
98-82-8	Isopropylbenzene	1.0	U	1.0	0.10
179601-23-1	m&p-Xylene	1.0	U	1.0	0.10
79-20-9	Methyl acetate	1.0	U	1.0	0.10
78-93-3	Methyl ethyl ketone (MEK)	1.0	U	1.0	0.10
108-10-1	Methyl isobutyl ketone (MIBK)	1.0	U	1.0	0.10
1634-04-4	Methyl tert-butyl ether	1.0	U	1.0	0.10
108-87-2	Methylcyclohexane	1.0	U	1.0	0.10
75-09-2	Methylene Chloride	1.0	U	1.0	0.10
95-47-6	o-Xylene	1.0	U	1.0	0.10
100-42-5	Styrene	1.0	U	1.0	0.10
127-18-4	Tetrachloroethene	0.16	J	1.0	0.10
108-88-3	Toluene	1.0	U	1.0	0.10
156-60-5	trans-1,2-Dichloroethene	1.0	U	1.0	0.10
10061-02-6	trans-1,3-Dichloropropene	1.0	U	1.0	0.10
79-01-6	Trichloroethene	0.78	J	1.0	0.10
75-01-4	Vinyl chloride	1.0	U	1.0	0.10
1330-20-7	Xylenes, Total	1.0	U	1.0	0.10

CAS NO.	SURROGATE	%REC	Q	LIMITS
17060-07-0	1,2-Dichloroethane-d4 (Surr)	108		76-114
460-00-4	Bromofluorobenzene	103		86-115
2037-26-5	Toluene-d8 (Surr)	100		88-110

FORM I
GC/MS VOA ORGANICS ANALYSIS DATA SHEET
TENTATIVELY IDENTIFIED COMPOUNDS

Lab Name: TestAmerica Edison Job No.: 460-113049-1

SDG No.:

Client Sample ID: IW-N5535-XX Lab Sample ID: 460-113049-11

Matrix: Water Lab File ID: V45108.D

Analysis Method: OLM04.2/VOL Date Collected: 04/28/2016 10:45

Sample wt/vol: 5(mL) Date Analyzed: 05/05/2016 03:23

Soil Aliquot Vol: Dilution Factor: 1

Soil Extract Vol.: GC Column: Rtx-624 ID: 0.25(mm)

% Moisture: Level: (low/med) Low

Analysis Batch No.: 366326 Units: ug/L

Number TICs Found: 0 TIC Result Total: 0

CAS NO.	COMPOUND NAME	RT	RESULT	Q
	Tentatively Identified Compound		None	

FORM I
GC/MS VOA ORGANICS ANALYSIS DATA SHEET

Lab Name: TestAmerica Edison | Job No.: 460-113049-1
SDG No.:
Client Sample ID: MW-49MI-XX | Lab Sample ID: 460-113049-12
Matrix: Water | Lab File ID: V45109.D
Analysis Method: OLM04.2/VOL | Date Collected: 04/28/2016 12:40
Sample wt/vol: 5(mL) | Date Analyzed: 05/05/2016 03:46
Soil Aliquot Vol: | Dilution Factor: 1
Soil Extract Vol.: | GC Column: Rtx-624 ID: 0.25(mm)
% Moisture: | Level: (low/med) Low
Analysis Batch No.: 366326 | Units: ug/L

CAS NO.	COMPOUND NAME	RESULT	Q	RL	MDL
71-55-6	1,1,1-Trichloroethane	1.0	U	1.0	0.10
79-34-5	1,1,2,2-Tetrachloroethane	1.0	U	1.0	0.10
76-13-1	1,1,2-Trichloro-1,2,2-trifluoroethane	0.24	J	1.0	0.10
79-00-5	1,1,2-Trichloroethane	1.0	U	1.0	0.10
75-34-3	1,1-Dichloroethane	1.0	U	1.0	0.10
75-35-4	1,1-Dichloroethene	1.0	U	1.0	0.10
120-82-1	1,2,4-Trichlorobenzene	1.0	U	1.0	0.10
96-12-8	1,2-Dibromo-3-Chloropropane	1.0	U	1.0	0.10
106-93-4	1,2-Dibromoethane	1.0	U	1.0	0.10
95-50-1	1,2-Dichlorobenzene	1.0	U	1.0	0.10
107-06-2	1,2-Dichloroethane	1.0	U	1.0	0.10
78-87-5	1,2-Dichloropropane	1.0	U	1.0	0.10
541-73-1	1,3-Dichlorobenzene	1.0	U	1.0	0.10
106-46-7	1,4-Dichlorobenzene	1.0	U	1.0	0.10
591-78-6	2-Hexanone	1.0	U	1.0	0.10
67-64-1	Acetone	1.0	U	1.0	0.10
71-43-2	Benzene	1.0	U	1.0	0.10
75-27-4	Bromodichloromethane	1.0	U	1.0	0.10
75-25-2	Bromoform	1.0	U	1.0	0.10
74-83-9	Bromomethane	1.0	U	1.0	0.10
75-15-0	Carbon disulfide	1.0	U	1.0	0.10
56-23-5	Carbon tetrachloride	1.0	U	1.0	0.10
108-90-7	Chlorobenzene	1.0	U	1.0	0.10
75-45-6	Chlorodifluoromethane	0.23	J	1.0	0.10
75-00-3	Chloroethane	1.0	U	1.0	0.10
67-66-3	Chloroform	0.17	J	1.0	0.10
74-87-3	Chloromethane	1.0	U	1.0	0.10
156-59-2	cis-1,2-Dichloroethene	1.0	U	1.0	0.10
10061-01-5	cis-1,3-Dichloropropene	1.0	U	1.0	0.10
110-82-7	Cyclohexane	1.0	U	1.0	0.10
124-48-1	Dibromochloromethane	1.0	U	1.0	0.10
75-71-8	Dichlorodifluoromethane	1.0	U	1.0	0.10
100-41-4	Ethylbenzene	1.0	U	1.0	0.10
75-69-4	Freon 11	1.0	U	1.0	0.10
76-15-3	Freon 115	1.0	U	1.0	0.10

FORM I
GC/MS VOA ORGANICS ANALYSIS DATA SHEET

Lab Name: TestAmerica Edison | Job No.: 460-113049-1
SDG No.:
Client Sample ID: MW-49MI-XX | Lab Sample ID: 460-113049-12
Matrix: Water | Lab File ID: V45109.D
Analysis Method: OLM04.2/VOL | Date Collected: 04/28/2016 12:40
Sample wt/vol: 5(mL) | Date Analyzed: 05/05/2016 03:46
Soil Aliquot Vol: | Dilution Factor: 1
Soil Extract Vol.: | GC Column: Rtx-624 ID: 0.25(mm)
% Moisture: | Level: (low/med) Low
Analysis Batch No.: 366326 | Units: ug/L

CAS NO.	COMPOUND NAME	RESULT	Q	RL	MDL
306-83-2	Freon 123	1.0	U	1.0	0.10
75-37-6	Freon 152a	1.0	U	1.0	0.10
98-82-8	Isopropylbenzene	1.0	U	1.0	0.10
179601-23-1	m&p-Xylene	1.0	U	1.0	0.10
79-20-9	Methyl acetate	1.0	U	1.0	0.10
78-93-3	Methyl ethyl ketone (MEK)	1.0	U	1.0	0.10
108-10-1	Methyl isobutyl ketone (MIBK)	1.0	U	1.0	0.10
1634-04-4	Methyl tert-butyl ether	1.0	U	1.0	0.10
108-87-2	Methylcyclohexane	1.0	U	1.0	0.10
75-09-2	Methylene Chloride	1.0	U	1.0	0.10
95-47-6	o-Xylene	1.0	U	1.0	0.10
100-42-5	Styrene	1.0	U	1.0	0.10
127-18-4	Tetrachloroethene	0.66	J	1.0	0.10
108-88-3	Toluene	1.0	U	1.0	0.10
156-60-5	trans-1,2-Dichloroethene	1.0	U	1.0	0.10
10061-02-6	trans-1,3-Dichloropropene	1.0	U	1.0	0.10
79-01-6	Trichloroethene	0.13	J	1.0	0.10
75-01-4	Vinyl chloride	1.0	U	1.0	0.10
1330-20-7	Xylenes, Total	1.0	U	1.0	0.10

CAS NO.	SURROGATE	%REC	Q	LIMITS
17060-07-0	1,2-Dichloroethane-d4 (Surr)	109		76-114
460-00-4	Bromofluorobenzene	103		86-115
2037-26-5	Toluene-d8 (Surr)	100		88-110

FORM I
GC/MS VOA ORGANICS ANALYSIS DATA SHEET
TENTATIVELY IDENTIFIED COMPOUNDS

Lab Name: TestAmerica Edison Job No.: 460-113049-1

SDG No.:

Client Sample ID: MW-49MI-XX Lab Sample ID: 460-113049-12

Matrix: Water Lab File ID: V45109.D

Analysis Method: OLM04.2/VOL Date Collected: 04/28/2016 12:40

Sample wt/vol: 5(mL) Date Analyzed: 05/05/2016 03:46

Soil Aliquot Vol: Dilution Factor: 1

Soil Extract Vol.: GC Column: Rtx-624 ID: 0.25(mm)

% Moisture: Level: (low/med) Low

Analysis Batch No.: 366326 Units: ug/L

Number TICs Found: 0 TIC Result Total: 0

CAS NO.	COMPOUND NAME	RT	RESULT	Q
	Tentatively Identified Compound		None	

FORM I
GC/MS VOA ORGANICS ANALYSIS DATA SHEET

Lab Name: TestAmerica Edison | Job No.: 460-113049-1

SDG No.:

Client Sample ID: MW-49ML-XX | Lab Sample ID: 460-113049-13

Matrix: Water | Lab File ID: V45110.D

Analysis Method: OLM04.2/VOL | Date Collected: 04/28/2016 11:05

Sample wt/vol: 5(mL) | Date Analyzed: 05/05/2016 04:10

Soil Aliquot Vol: | Dilution Factor: 1

Soil Extract Vol.: | GC Column: Rtx-624 ID: 0.25(mm)

% Moisture: | Level: (low/med) Low

Analysis Batch No.: 366326 | Units: ug/L

CAS NO.	COMPOUND NAME	RESULT	Q	RL	MDL
71-55-6	1,1,1-Trichloroethane	1.0	U	1.0	0.10
79-34-5	1,1,2,2-Tetrachloroethane	1.0	U	1.0	0.10
76-13-1	1,1,2-Trichloro-1,2,2-trifluoroethane	1.0	U	1.0	0.10
79-00-5	1,1,2-Trichloroethane	1.0	U	1.0	0.10
75-34-3	1,1-Dichloroethane	1.0	U	1.0	0.10
75-35-4	1,1-Dichloroethene	1.0	U	1.0	0.10
120-82-1	1,2,4-Trichlorobenzene	1.0	U	1.0	0.10
96-12-8	1,2-Dibromo-3-Chloropropane	1.0	U	1.0	0.10
106-93-4	1,2-Dibromoethane	1.0	U	1.0	0.10
95-50-1	1,2-Dichlorobenzene	1.0	U	1.0	0.10
107-06-2	1,2-Dichloroethane	1.0	U	1.0	0.10
78-87-5	1,2-Dichloropropane	1.0	U	1.0	0.10
541-73-1	1,3-Dichlorobenzene	1.0	U	1.0	0.10
106-46-7	1,4-Dichlorobenzene	1.0	U	1.0	0.10
591-78-6	2-Hexanone	1.0	U	1.0	0.10
67-64-1	Acetone	1.0	U	1.0	0.10
71-43-2	Benzene	1.0	U	1.0	0.10
75-27-4	Bromodichloromethane	1.0	U	1.0	0.10
75-25-2	Bromoform	1.0	U	1.0	0.10
74-83-9	Bromomethane	1.0	U	1.0	0.10
75-15-0	Carbon disulfide	1.0	U	1.0	0.10
56-23-5	Carbon tetrachloride	1.0	U	1.0	0.10
108-90-7	Chlorobenzene	1.0	U	1.0	0.10
75-45-6	Chlorodifluoromethane	1.0	U	1.0	0.10
75-00-3	Chloroethane	1.0	U	1.0	0.10
67-66-3	Chloroform	1.0	U	1.0	0.10
74-87-3	Chloromethane	1.0	U	1.0	0.10
156-59-2	cis-1,2-Dichloroethene	1.0	U	1.0	0.10
10061-01-5	cis-1,3-Dichloropropene	1.0	U	1.0	0.10
110-82-7	Cyclohexane	1.0	U	1.0	0.10
124-48-1	Dibromochloromethane	1.0	U	1.0	0.10
75-71-8	Dichlorodifluoromethane	1.0	U	1.0	0.10
100-41-4	Ethylbenzene	1.0	U	1.0	0.10
75-69-4	Freon 11	1.0	U	1.0	0.10
76-15-3	Freon 115	1.0	U	1.0	0.10

FORM I
GC/MS VOA ORGANICS ANALYSIS DATA SHEET

Lab Name: TestAmerica Edison | Job No.: 460-113049-1
SDG No.:
Client Sample ID: MW-49ML-XX | Lab Sample ID: 460-113049-13
Matrix: Water | Lab File ID: V45110.D
Analysis Method: OLM04.2/VOL | Date Collected: 04/28/2016 11:05
Sample wt/vol: 5(mL) | Date Analyzed: 05/05/2016 04:10
Soil Aliquot Vol: | Dilution Factor: 1
Soil Extract Vol.: | GC Column: Rtx-624 ID: 0.25(mm)
% Moisture: | Level: (low/med) Low
Analysis Batch No.: 366326 | Units: ug/L

CAS NO.	COMPOUND NAME	RESULT	Q	RL	MDL
306-83-2	Freon 123	1.0	U	1.0	0.10
75-37-6	Freon 152a	1.0	U	1.0	0.10
98-82-8	Isopropylbenzene	1.0	U	1.0	0.10
179601-23-1	m&p-Xylene	1.0	U	1.0	0.10
79-20-9	Methyl acetate	1.0	U	1.0	0.10
78-93-3	Methyl ethyl ketone (MEK)	1.0	U	1.0	0.10
108-10-1	Methyl isobutyl ketone (MIBK)	1.0	U	1.0	0.10
1634-04-4	Methyl tert-butyl ether	1.0	U	1.0	0.10
108-87-2	Methylcyclohexane	1.0	U	1.0	0.10
75-09-2	Methylene Chloride	1.0	U	1.0	0.10
95-47-6	o-Xylene	1.0	U	1.0	0.10
100-42-5	Styrene	1.0	U	1.0	0.10
127-18-4	Tetrachloroethene	0.18	J	1.0	0.10
108-88-3	Toluene	0.21	J	1.0	0.10
156-60-5	trans-1,2-Dichloroethene	1.0	U	1.0	0.10
10061-02-6	trans-1,3-Dichloropropene	1.0	U	1.0	0.10
79-01-6	Trichloroethene	1.0	U	1.0	0.10
75-01-4	Vinyl chloride	1.0	U	1.0	0.10
1330-20-7	Xylenes, Total	1.0	U	1.0	0.10

CAS NO.	SURROGATE	%REC	Q	LIMITS
17060-07-0	1,2-Dichloroethane-d4 (Surr)	108		76-114
460-00-4	Bromofluorobenzene	105		86-115
2037-26-5	Toluene-d8 (Surr)	100		88-110

FORM I
GC/MS VOA ORGANICS ANALYSIS DATA SHEET
TENTATIVELY IDENTIFIED COMPOUNDS

Lab Name: TestAmerica Edison Job No.: 460-113049-1

SDG No.:

Client Sample ID: MW-49ML-XX Lab Sample ID: 460-113049-13

Matrix: Water Lab File ID: V45110.D

Analysis Method: OLM04.2/VOL Date Collected: 04/28/2016 11:05

Sample wt/vol: 5(mL) Date Analyzed: 05/05/2016 04:10

Soil Aliquot Vol: Dilution Factor: 1

Soil Extract Vol.: GC Column: Rtx-624 ID: 0.25(mm)

% Moisture: Level: (low/med) Low

Analysis Batch No.: 366326 Units: ug/L

Number TICs Found: 0 TIC Result Total: 0

CAS NO.	COMPOUND NAME	RT	RESULT	Q
	Tentatively Identified Compound		None	

FORM I
GC/MS VOA ORGANICS ANALYSIS DATA SHEET

Lab Name: TestAmerica Edison | Job No.: 460-113049-1

SDG No.:

Client Sample ID: MW-46ML-XX | Lab Sample ID: 460-113049-14

Matrix: Water | Lab File ID: V45105.D

Analysis Method: OLM04.2/VOL | Date Collected: 04/28/2016 12:00

Sample wt/vol: 5(mL) | Date Analyzed: 05/05/2016 02:12

Soil Aliquot Vol: | Dilution Factor: 1

Soil Extract Vol.: | GC Column: Rtx-624 ID: 0.25(mm)

% Moisture: | Level: (low/med) Low

Analysis Batch No.: 366326 | Units: ug/L

CAS NO.	COMPOUND NAME	RESULT	Q	RL	MDL
71-55-6	1,1,1-Trichloroethane	1.0	U	1.0	0.10
79-34-5	1,1,2,2-Tetrachloroethane	1.0	U	1.0	0.10
76-13-1	1,1,2-Trichloro-1,2,2-trifluoroethane	0.91	J	1.0	0.10
79-00-5	1,1,2-Trichloroethane	0.11	J	1.0	0.10
75-34-3	1,1-Dichloroethane	1.0	U	1.0	0.10
75-35-4	1,1-Dichloroethene	1.0	U	1.0	0.10
120-82-1	1,2,4-Trichlorobenzene	1.0	U	1.0	0.10
96-12-8	1,2-Dibromo-3-Chloropropane	1.0	U	1.0	0.10
106-93-4	1,2-Dibromoethane	1.0	U	1.0	0.10
95-50-1	1,2-Dichlorobenzene	1.0	U	1.0	0.10
107-06-2	1,2-Dichloroethane	1.0	U	1.0	0.10
78-87-5	1,2-Dichloropropane	1.0	U	1.0	0.10
541-73-1	1,3-Dichlorobenzene	1.0	U	1.0	0.10
106-46-7	1,4-Dichlorobenzene	1.0	U	1.0	0.10
591-78-6	2-Hexanone	1.0	U	1.0	0.10
67-64-1	Acetone	1.0	U	1.0	0.10
71-43-2	Benzene	1.0	U	1.0	0.10
75-27-4	Bromodichloromethane	1.0	U	1.0	0.10
75-25-2	Bromoform	1.0	U	1.0	0.10
74-83-9	Bromomethane	1.0	U	1.0	0.10
75-15-0	Carbon disulfide	1.0	U	1.0	0.10
56-23-5	Carbon tetrachloride	1.0	U	1.0	0.10
108-90-7	Chlorobenzene	1.0	U	1.0	0.10
75-45-6	Chlorodifluoromethane	1.0	U	1.0	0.10
75-00-3	Chloroethane	1.0	U	1.0	0.10
67-66-3	Chloroform	0.35	J	1.0	0.10
74-87-3	Chloromethane	1.0	U	1.0	0.10
156-59-2	cis-1,2-Dichloroethene	16		1.0	0.10
10061-01-5	cis-1,3-Dichloropropene	1.0	U	1.0	0.10
110-82-7	Cyclohexane	1.0	U	1.0	0.10
124-48-1	Dibromochloromethane	1.0	U	1.0	0.10
75-71-8	Dichlorodifluoromethane	1.0	U	1.0	0.10
100-41-4	Ethylbenzene	1.0	U	1.0	0.10
75-69-4	Freon 11	0.78	J	1.0	0.10
76-15-3	Freon 115	1.0	U	1.0	0.10

FORM I
GC/MS VOA ORGANICS ANALYSIS DATA SHEET

Lab Name: TestAmerica Edison | Job No.: 460-113049-1

SDG No.:

Client Sample ID: MW-46ML-XX | Lab Sample ID: 460-113049-14

Matrix: Water | Lab File ID: V45105.D

Analysis Method: OLM04.2/VOL | Date Collected: 04/28/2016 12:00

Sample wt/vol: 5(mL) | Date Analyzed: 05/05/2016 02:12

Soil Aliquot Vol: | Dilution Factor: 1

Soil Extract Vol.: | GC Column: Rtx-624 ID: 0.25(mm)

% Moisture: | Level: (low/med) Low

Analysis Batch No.: 366326 | Units: ug/L

CAS NO.	COMPOUND NAME	RESULT	Q	RL	MDL
306-83-2	Freon 123	1.0	U	1.0	0.10
75-37-6	Freon 152a	1.0	U	1.0	0.10
98-82-8	Isopropylbenzene	1.0	U	1.0	0.10
179601-23-1	m&p-Xylene	1.0	U	1.0	0.10
79-20-9	Methyl acetate	1.0	U	1.0	0.10
78-93-3	Methyl ethyl ketone (MEK)	1.0	U	1.0	0.10
108-10-1	Methyl isobutyl ketone (MIBK)	1.0	U	1.0	0.10
1634-04-4	Methyl tert-butyl ether	1.0	U	1.0	0.10
108-87-2	Methylcyclohexane	1.0	U	1.0	0.10
75-09-2	Methylene Chloride	1.0	U	1.0	0.10
95-47-6	o-Xylene	1.0	U	1.0	0.10
100-42-5	Styrene	1.0	U	1.0	0.10
127-18-4	Tetrachloroethene	2.5		1.0	0.10
108-88-3	Toluene	1.0	U	1.0	0.10
156-60-5	trans-1,2-Dichloroethene	0.14	J	1.0	0.10
10061-02-6	trans-1,3-Dichloropropene	1.0	U	1.0	0.10
79-01-6	Trichloroethene	17		1.0	0.10
75-01-4	Vinyl chloride	1.0	U	1.0	0.10
1330-20-7	Xylenes, Total	1.0	U	1.0	0.10

CAS NO.	SURROGATE	%REC	Q	LIMITS
17060-07-0	1,2-Dichloroethane-d4 (Surr)	102		76-114
460-00-4	Bromofluorobenzene	105		86-115
2037-26-5	Toluene-d8 (Surr)	98		88-110

FORM I
GC/MS VOA ORGANICS ANALYSIS DATA SHEET
TENTATIVELY IDENTIFIED COMPOUNDS

Lab Name: TestAmerica Edison Job No.: 460-113049-1

SDG No.:

Client Sample ID: MW-46ML-XX Lab Sample ID: 460-113049-14

Matrix: Water Lab File ID: V45105.D

Analysis Method: OLM04.2/VOL Date Collected: 04/28/2016 12:00

Sample wt/vol: 5(mL) Date Analyzed: 05/05/2016 02:12

Soil Aliquot Vol: Dilution Factor: 1

Soil Extract Vol.: GC Column: Rtx-624 ID: 0.25(mm)

% Moisture: Level: (low/med) Low

Analysis Batch No.: 366326 Units: ug/L

Number TICs Found: 0 TIC Result Total: 0

CAS NO.	COMPOUND NAME	RT	RESULT	Q
	Tentatively Identified Compound		None	

FORM I
GC/MS VOA ORGANICS ANALYSIS DATA SHEET

Lab Name: TestAmerica Edison | Job No.: 460-113049-1
SDG No.:
Client Sample ID: MW-46MI-XX | Lab Sample ID: 460-113049-15
Matrix: Water | Lab File ID: V45151.D
Analysis Method: OLM04.2/VOL | Date Collected: 04/28/2016 13:10
Sample wt/vol: 5(mL) | Date Analyzed: 05/07/2016 00:20
Soil Aliquot Vol: | Dilution Factor: 1
Soil Extract Vol.: | GC Column: Rtx-624 ID: 0.25(mm)
% Moisture: | Level: (low/med) Low
Analysis Batch No.: 366765 | Units: ug/L

CAS NO.	COMPOUND NAME	RESULT	Q	RL	MDL
71-55-6	1,1,1-Trichloroethane	1.0	U	1.0	0.10
79-34-5	1,1,2,2-Tetrachloroethane	1.0	U	1.0	0.10
76-13-1	1,1,2-Trichloro-1,2,2-trifluoroethane	28		1.0	0.10
79-00-5	1,1,2-Trichloroethane	0.32	J	1.0	0.10
75-34-3	1,1-Dichloroethane	1.0	U	1.0	0.10
75-35-4	1,1-Dichloroethene	0.99	J	1.0	0.10
120-82-1	1,2,4-Trichlorobenzene	1.0	U	1.0	0.10
96-12-8	1,2-Dibromo-3-Chloropropane	1.0	U	1.0	0.10
106-93-4	1,2-Dibromoethane	1.0	U	1.0	0.10
95-50-1	1,2-Dichlorobenzene	1.0	U	1.0	0.10
107-06-2	1,2-Dichloroethane	1.3		1.0	0.10
78-87-5	1,2-Dichloropropane	0.37	J	1.0	0.10
541-73-1	1,3-Dichlorobenzene	1.0	U	1.0	0.10
106-46-7	1,4-Dichlorobenzene	1.0	U	1.0	0.10
591-78-6	2-Hexanone	1.0	U	1.0	0.10
67-64-1	Acetone	1.0	U	1.0	0.10
71-43-2	Benzene	1.0	U	1.0	0.10
75-27-4	Bromodichloromethane	1.0	U	1.0	0.10
75-25-2	Bromoform	1.0	U	1.0	0.10
74-83-9	Bromomethane	1.0	U	1.0	0.10
75-15-0	Carbon disulfide	1.0	U	1.0	0.10
56-23-5	Carbon tetrachloride	1.0	U	1.0	0.10
108-90-7	Chlorobenzene	1.0	U	1.0	0.10
75-45-6	Chlorodifluoromethane	1.6		1.0	0.10
75-00-3	Chloroethane	1.0	U	1.0	0.10
67-66-3	Chloroform	1.6		1.0	0.10
74-87-3	Chloromethane	1.0	U	1.0	0.10
156-59-2	cis-1,2-Dichloroethene	310	E	1.0	0.10
10061-01-5	cis-1,3-Dichloropropene	1.0	U	1.0	0.10
110-82-7	Cyclohexane	1.0	U	1.0	0.10
124-48-1	Dibromochloromethane	1.0	U	1.0	0.10
75-71-8	Dichlorodifluoromethane	0.31	J	1.0	0.10
100-41-4	Ethylbenzene	1.0	U	1.0	0.10
75-69-4	Freon 11	1.5		1.0	0.10
76-15-3	Freon 115	1.0	U	1.0	0.10

FORM I
GC/MS VOA ORGANICS ANALYSIS DATA SHEET

Lab Name: TestAmerica Edison | Job No.: 460-113049-1

SDG No.:

Client Sample ID: MW-46MI-XX | Lab Sample ID: 460-113049-15

Matrix: Water | Lab File ID: V45151.D

Analysis Method: OLM04.2/VOL | Date Collected: 04/28/2016 13:10

Sample wt/vol: 5(mL) | Date Analyzed: 05/07/2016 00:20

Soil Aliquot Vol: | Dilution Factor: 1

Soil Extract Vol.: | GC Column: Rtx-624 ID: 0.25(mm)

% Moisture: | Level: (low/med) Low

Analysis Batch No.: 366765 | Units: ug/L

CAS NO.	COMPOUND NAME	RESULT	Q	RL	MDL
306-83-2	Freon 123	1.0	U	1.0	0.10
75-37-6	Freon 152a	1.0	U	1.0	0.10
98-82-8	Isopropylbenzene	1.0	U	1.0	0.10
179601-23-1	m&p-Xylene	1.0	U	1.0	0.10
79-20-9	Methyl acetate	1.0	U	1.0	0.10
78-93-3	Methyl ethyl ketone (MEK)	1.0	U	1.0	0.10
108-10-1	Methyl isobutyl ketone (MIBK)	1.0	U	1.0	0.10
1634-04-4	Methyl tert-butyl ether	1.0	U	1.0	0.10
108-87-2	Methylcyclohexane	1.0	U	1.0	0.10
75-09-2	Methylene Chloride	1.0	U	1.0	0.10
95-47-6	o-Xylene	1.0	U	1.0	0.10
100-42-5	Styrene	1.0	U	1.0	0.10
127-18-4	Tetrachloroethene	50		1.0	0.10
108-88-3	Toluene	1.0	U	1.0	0.10
156-60-5	trans-1,2-Dichloroethene	1.3		1.0	0.10
10061-02-6	trans-1,3-Dichloropropene	1.0	U	1.0	0.10
79-01-6	Trichloroethene	150		1.0	0.10
75-01-4	Vinyl chloride	1.0	U	1.0	0.10
1330-20-7	Xylenes, Total	1.0	U	1.0	0.10

CAS NO.	SURROGATE	%REC	Q	LIMITS
17060-07-0	1,2-Dichloroethane-d4 (Surr)	113		76-114
460-00-4	Bromofluorobenzene	97		86-115
2037-26-5	Toluene-d8 (Surr)	99		88-110

FORM I
GC/MS VOA ORGANICS ANALYSIS DATA SHEET
TENTATIVELY IDENTIFIED COMPOUNDS

Lab Name: TestAmerica Edison Job No.: 460-113049-1

SDG No.:

Client Sample ID: MW-46MI-XX Lab Sample ID: 460-113049-15

Matrix: Water Lab File ID: V45151.D

Analysis Method: OLM04.2/VOL Date Collected: 04/28/2016 13:10

Sample wt/vol: 5(mL) Date Analyzed: 05/07/2016 00:20

Soil Aliquot Vol: Dilution Factor: 1

Soil Extract Vol.: GC Column: Rtx-624 ID: 0.25(mm)

% Moisture: Level: (low/med) Low

Analysis Batch No.: 366765 Units: ug/L

Number TICs Found: 1 TIC Result Total: 6.3

CAS NO.	COMPOUND NAME	RT	RESULT	Q
354-23-4	Ethane, 1,2-dichloro-1,1,2-trifluoro-	2.51	6.3	J N

FORM I
GC/MS VOA ORGANICS ANALYSIS DATA SHEET

Lab Name: TestAmerica Edison | Job No.: 460-113049-1

SDG No.:

Client Sample ID: MW-46MI-XX DL | Lab Sample ID: 460-113049-15 DL

Matrix: Water | Lab File ID: V45119.D

Analysis Method: OLM04.2/VOL | Date Collected: 04/28/2016 13:10

Sample wt/vol: 5(mL) | Date Analyzed: 05/05/2016 07:41

Soil Aliquot Vol: | Dilution Factor: 5

Soil Extract Vol.: | GC Column: Rtx-624 ID: 0.25(mm)

% Moisture: | Level: (low/med) Low

Analysis Batch No.: 366326 | Units: ug/L

CAS NO.	COMPOUND NAME	RESULT	Q	RL	MDL
71-55-6	1,1,1-Trichloroethane	5.0	U	5.0	0.50
79-34-5	1,1,2,2-Tetrachloroethane	5.0	U	5.0	0.50
76-13-1	1,1,2-Trichloro-1,2,2-trifluoroethane	21	D	5.0	0.50
79-00-5	1,1,2-Trichloroethane	5.0	U	5.0	0.50
75-34-3	1,1-Dichloroethane	5.0	U	5.0	0.50
75-35-4	1,1-Dichloroethene	0.92	J D	5.0	0.50
120-82-1	1,2,4-Trichlorobenzene	5.0	U	5.0	0.50
96-12-8	1,2-Dibromo-3-Chloropropane	5.0	U	5.0	0.50
106-93-4	1,2-Dibromoethane	5.0	U	5.0	0.50
95-50-1	1,2-Dichlorobenzene	5.0	U	5.0	0.50
107-06-2	1,2-Dichloroethane	1.1	J D	5.0	0.50
78-87-5	1,2-Dichloropropane	5.0	U	5.0	0.50
541-73-1	1,3-Dichlorobenzene	5.0	U	5.0	0.50
106-46-7	1,4-Dichlorobenzene	5.0	U	5.0	0.50
591-78-6	2-Hexanone	5.0	U	5.0	0.50
67-64-1	Acetone	5.0	U	5.0	0.50
71-43-2	Benzene	5.0	U	5.0	0.50
75-27-4	Bromodichloromethane	5.0	U	5.0	0.50
75-25-2	Bromoform	5.0	U	5.0	0.50
74-83-9	Bromomethane	5.0	U	5.0	0.50
75-15-0	Carbon disulfide	5.0	U	5.0	0.50
56-23-5	Carbon tetrachloride	5.0	U	5.0	0.50
108-90-7	Chlorobenzene	5.0	U	5.0	0.50
75-45-6	Chlorodifluoromethane	1.2	J D	5.0	0.50
75-00-3	Chloroethane	5.0	U	5.0	0.50
67-66-3	Chloroform	1.4	J D	5.0	0.50
74-87-3	Chloromethane	5.0	U	5.0	0.50
156-59-2	cis-1,2-Dichloroethene	270	D	5.0	0.50
10061-01-5	cis-1,3-Dichloropropene	5.0	U	5.0	0.50
110-82-7	Cyclohexane	5.0	U	5.0	0.50
124-48-1	Dibromochloromethane	5.0	U	5.0	0.50
75-71-8	Dichlorodifluoromethane	5.0	U	5.0	0.50
100-41-4	Ethylbenzene	5.0	U	5.0	0.50
75-69-4	Freon 11	1.0	J D	5.0	0.50
76-15-3	Freon 115	5.0	U	5.0	0.50

FORM I
GC/MS VOA ORGANICS ANALYSIS DATA SHEET

Lab Name: TestAmerica Edison | Job No.: 460-113049-1

SDG No.:

Client Sample ID: MW-46MI-XX DL | Lab Sample ID: 460-113049-15 DL

Matrix: Water | Lab File ID: V45119.D

Analysis Method: OLM04.2/VOL | Date Collected: 04/28/2016 13:10

Sample wt/vol: 5(mL) | Date Analyzed: 05/05/2016 07:41

Soil Aliquot Vol: | Dilution Factor: 5

Soil Extract Vol.: | GC Column: Rtx-624 ID: 0.25(mm)

% Moisture: | Level: (low/med) Low

Analysis Batch No.: 366326 | Units: ug/L

CAS NO.	COMPOUND NAME	RESULT	Q	RL	MDL
306-83-2	Freon 123	5.0	U	5.0	0.50
75-37-6	Freon 152a	5.0	U	5.0	0.50
98-82-8	Isopropylbenzene	5.0	U	5.0	0.50
179601-23-1	m&p-Xylene	5.0	U	5.0	0.50
79-20-9	Methyl acetate	5.0	U	5.0	0.50
78-93-3	Methyl ethyl ketone (MEK)	5.0	U	5.0	0.50
108-10-1	Methyl isobutyl ketone (MIBK)	5.0	U	5.0	0.50
1634-04-4	Methyl tert-butyl ether	5.0	U	5.0	0.50
108-87-2	Methylcyclohexane	5.0	U	5.0	0.50
75-09-2	Methylene Chloride	5.0	U	5.0	0.50
95-47-6	o-Xylene	5.0	U	5.0	0.50
100-42-5	Styrene	5.0	U	5.0	0.50
127-18-4	Tetrachloroethene	40	D	5.0	0.50
108-88-3	Toluene	5.0	U	5.0	0.50
156-60-5	trans-1,2-Dichloroethene	1.1	J D	5.0	0.50
10061-02-6	trans-1,3-Dichloropropene	5.0	U	5.0	0.50
79-01-6	Trichloroethene	130	D	5.0	0.50
75-01-4	Vinyl chloride	5.0	U	5.0	0.50
1330-20-7	Xylenes, Total	5.0	U	5.0	0.50

CAS NO.	SURROGATE	%REC	Q	LIMITS
17060-07-0	1,2-Dichloroethane-d4 (Surr)	107	D	76-114
460-00-4	Bromofluorobenzene	102	D	86-115
2037-26-5	Toluene-d8 (Surr)	99	D	88-110

FORM I
GC/MS VOA ORGANICS ANALYSIS DATA SHEET
TENTATIVELY IDENTIFIED COMPOUNDS

Lab Name: TestAmerica Edison Job No.: 460-113049-1

SDG No.:

Client Sample ID: MW-46MI-XX DL Lab Sample ID: 460-113049-15 DL

Matrix: Water Lab File ID: V45119.D

Analysis Method: OLM04.2/VOL Date Collected: 04/28/2016 13:10

Sample wt/vol: 5(mL) Date Analyzed: 05/05/2016 07:41

Soil Aliquot Vol: Dilution Factor: 5

Soil Extract Vol.: GC Column: Rtx-624 ID: 0.25(mm)

% Moisture: Level: (low/med) Low

Analysis Batch No.: 366326 Units: ug/L

Number TICs Found: 0 TIC Result Total: 0

CAS NO.	COMPOUND NAME	RT	RESULT	Q
	Tentatively Identified Compound		*None*	

FORM I
GC/MS VOA ORGANICS ANALYSIS DATA SHEET

Lab Name: TestAmerica Edison | Job No.: 460-113049-1
SDG No.:
Client Sample ID: MW-35GL-XX | Lab Sample ID: 460-113049-16
Matrix: Water | Lab File ID: V45153.D
Analysis Method: OLM04.2/VOL | Date Collected: 04/28/2016 17:15
Sample wt/vol: 5(mL) | Date Analyzed: 05/07/2016 01:10
Soil Aliquot Vol: | Dilution Factor: 5
Soil Extract Vol.: | GC Column: Rtx-624 ID: 0.25(mm)
% Moisture: | Level: (low/med) Low
Analysis Batch No.: 366765 | Units: ug/L

CAS NO.	COMPOUND NAME	RESULT	Q	RL	MDL
71-55-6	1,1,1-Trichloroethane	5.0	U	5.0	0.50
79-34-5	1,1,2,2-Tetrachloroethane	5.0	U	5.0	0.50
76-13-1	1,1,2-Trichloro-1,2,2-trifluoroethane	15		5.0	0.50
79-00-5	1,1,2-Trichloroethane	1.6	J	5.0	0.50
75-34-3	1,1-Dichloroethane	5.0	U	5.0	0.50
75-35-4	1,1-Dichloroethene	9.3		5.0	0.50
120-82-1	1,2,4-Trichlorobenzene	5.0	U	5.0	0.50
96-12-8	1,2-Dibromo-3-Chloropropane	5.0	U	5.0	0.50
106-93-4	1,2-Dibromoethane	5.0	U	5.0	0.50
95-50-1	1,2-Dichlorobenzene	5.0	U	5.0	0.50
107-06-2	1,2-Dichloroethane	7.2		5.0	0.50
78-87-5	1,2-Dichloropropane	1.1	J	5.0	0.50
541-73-1	1,3-Dichlorobenzene	5.0	U	5.0	0.50
106-46-7	1,4-Dichlorobenzene	5.0	U	5.0	0.50
591-78-6	2-Hexanone	5.0	U	5.0	0.50
67-64-1	Acetone	5.0	U	5.0	0.50
71-43-2	Benzene	3.5	J	5.0	0.50
75-27-4	Bromodichloromethane	5.0	U	5.0	0.50
75-25-2	Bromoform	5.0	U	5.0	0.50
74-83-9	Bromomethane	5.0	U	5.0	0.50
75-15-0	Carbon disulfide	5.0	U	5.0	0.50
56-23-5	Carbon tetrachloride	5.0	U	5.0	0.50
108-90-7	Chlorobenzene	5.0	U	5.0	0.50
75-45-6	Chlorodifluoromethane	5.0	U	5.0	0.50
75-00-3	Chloroethane	5.0	U	5.0	0.50
67-66-3	Chloroform	1.0	J	5.0	0.50
74-87-3	Chloromethane	5.0	U	5.0	0.50
156-59-2	cis-1,2-Dichloroethene	4000	E	5.0	0.50
10061-01-5	cis-1,3-Dichloropropene	5.0	U	5.0	0.50
110-82-7	Cyclohexane	0.72	J	5.0	0.50
124-48-1	Dibromochloromethane	5.0	U	5.0	0.50
75-71-8	Dichlorodifluoromethane	5.0	U	5.0	0.50
100-41-4	Ethylbenzene	5.0	U	5.0	0.50
75-69-4	Freon 11	5.0	U	5.0	0.50
76-15-3	Freon 115	5.0	U	5.0	0.50

FORM I
GC/MS VOA ORGANICS ANALYSIS DATA SHEET

Lab Name: TestAmerica Edison | Job No.: 460-113049-1
SDG No.:
Client Sample ID: MW-35GL-XX | Lab Sample ID: 460-113049-16
Matrix: Water | Lab File ID: V45153.D
Analysis Method: OLM04.2/VOL | Date Collected: 04/28/2016 17:15
Sample wt/vol: 5(mL) | Date Analyzed: 05/07/2016 01:10
Soil Aliquot Vol: | Dilution Factor: 5
Soil Extract Vol.: | GC Column: Rtx-624 ID: 0.25(mm)
% Moisture: | Level: (low/med) Low
Analysis Batch No.: 366765 | Units: ug/L

CAS NO.	COMPOUND NAME	RESULT	Q	RL	MDL
306-83-2	Freon 123	5.0	U	5.0	0.50
75-37-6	Freon 152a	5.0	U	5.0	0.50
98-82-8	Isopropylbenzene	5.0	U	5.0	0.50
179601-23-1	m&p-Xylene	5.0	U	5.0	0.50
79-20-9	Methyl acetate	5.0	U	5.0	0.50
78-93-3	Methyl ethyl ketone (MEK)	5.0	U	5.0	0.50
108-10-1	Methyl isobutyl ketone (MIBK)	5.0	U	5.0	0.50
1634-04-4	Methyl tert-butyl ether	5.0	U	5.0	0.50
108-87-2	Methylcyclohexane	6.4		5.0	0.50
75-09-2	Methylene Chloride	5.0	U	5.0	0.50
95-47-6	o-Xylene	5.0	U	5.0	0.50
100-42-5	Styrene	5.0	U	5.0	0.50
127-18-4	Tetrachloroethene	83		5.0	0.50
108-88-3	Toluene	5.0	U	5.0	0.50
156-60-5	trans-1,2-Dichloroethene	4.3	J	5.0	0.50
10061-02-6	trans-1,3-Dichloropropene	5.0	U	5.0	0.50
79-01-6	Trichloroethene	300		5.0	0.50
75-01-4	Vinyl chloride	110		5.0	0.50
1330-20-7	Xylenes, Total	5.0	U	5.0	0.50

CAS NO.	SURROGATE	%REC	Q	LIMITS
17060-07-0	1,2-Dichloroethane-d4 (Surr)	112		76-114
460-00-4	Bromofluorobenzene	103		86-115
2037-26-5	Toluene-d8 (Surr)	98		88-110

FORM I
GC/MS VOA ORGANICS ANALYSIS DATA SHEET
TENTATIVELY IDENTIFIED COMPOUNDS

Lab Name: TestAmerica Edison Job No.: 460-113049-1

SDG No.:

Client Sample ID: MW-35GL-XX Lab Sample ID: 460-113049-16

Matrix: Water Lab File ID: V45153.D

Analysis Method: OLM04.2/VOL Date Collected: 04/28/2016 17:15

Sample wt/vol: 5(mL) Date Analyzed: 05/07/2016 01:10

Soil Aliquot Vol: Dilution Factor: 5

Soil Extract Vol.: GC Column: Rtx-624 ID: 0.25(mm)

% Moisture: Level: (low/med) Low

Analysis Batch No.: 366765 Units: ug/L

Number TICs Found: 0 TIC Result Total: 0

CAS NO.	COMPOUND NAME	RT	RESULT	Q
	Tentatively Identified Compound		None	

FORM I
GC/MS VOA ORGANICS ANALYSIS DATA SHEET

Lab Name: TestAmerica Edison | Job No.: 460-113049-1

SDG No.:

Client Sample ID: MW-35GL-XX DL | Lab Sample ID: 460-113049-16 DL

Matrix: Water | Lab File ID: V45120.D

Analysis Method: OLM04.2/VOL | Date Collected: 04/28/2016 17:15

Sample wt/vol: 5(mL) | Date Analyzed: 05/05/2016 08:05

Soil Aliquot Vol: | Dilution Factor: 50

Soil Extract Vol.: | GC Column: Rtx-624 ID: 0.25(mm)

% Moisture: | Level: (low/med) Low

Analysis Batch No.: 366326 | Units: ug/L

CAS NO.	COMPOUND NAME	RESULT	Q	RL	MDL
71-55-6	1,1,1-Trichloroethane	50	U	50	5.0
79-34-5	1,1,2,2-Tetrachloroethane	50	U	50	5.0
76-13-1	1,1,2-Trichloro-1,2,2-trifluoroethane	16	J D	50	5.0
79-00-5	1,1,2-Trichloroethane	50	U	50	5.0
75-34-3	1,1-Dichloroethane	50	U	50	5.0
75-35-4	1,1-Dichloroethene	11	J D	50	5.0
120-82-1	1,2,4-Trichlorobenzene	50	U	50	5.0
96-12-8	1,2-Dibromo-3-Chloropropane	50	U	50	5.0
106-93-4	1,2-Dibromoethane	50	U	50	5.0
95-50-1	1,2-Dichlorobenzene	50	U	50	5.0
107-06-2	1,2-Dichloroethane	6.3	J D	50	5.0
78-87-5	1,2-Dichloropropane	50	U	50	5.0
541-73-1	1,3-Dichlorobenzene	50	U	50	5.0
106-46-7	1,4-Dichlorobenzene	50	U	50	5.0
591-78-6	2-Hexanone	50	U	50	5.0
67-64-1	Acetone	50	U	50	5.0
71-43-2	Benzene	50	U	50	5.0
75-27-4	Bromodichloromethane	50	U	50	5.0
75-25-2	Bromoform	50	U	50	5.0
74-83-9	Bromomethane	50	U	50	5.0
75-15-0	Carbon disulfide	50	U	50	5.0
56-23-5	Carbon tetrachloride	50	U	50	5.0
108-90-7	Chlorobenzene	50	U	50	5.0
75-45-6	Chlorodifluoromethane	50	U	50	5.0
75-00-3	Chloroethane	50	U	50	5.0
67-66-3	Chloroform	50	U	50	5.0
74-87-3	Chloromethane	50	U	50	5.0
156-59-2	cis-1,2-Dichloroethene	3800	D	50	5.0
10061-01-5	cis-1,3-Dichloropropene	50	U	50	5.0
110-82-7	Cyclohexane	50	U	50	5.0
124-48-1	Dibromochloromethane	50	U	50	5.0
75-71-8	Dichlorodifluoromethane	50	U	50	5.0
100-41-4	Ethylbenzene	50	U	50	5.0
75-69-4	Freon 11	50	U	50	5.0
76-15-3	Freon 115	50	U	50	5.0

FORM I
GC/MS VOA ORGANICS ANALYSIS DATA SHEET

Lab Name: TestAmerica Edison | Job No.: 460-113049-1

SDG No.:

Client Sample ID: MW-35GL-XX DL | Lab Sample ID: 460-113049-16 DL

Matrix: Water | Lab File ID: V45120.D

Analysis Method: OLM04.2/VOL | Date Collected: 04/28/2016 17:15

Sample wt/vol: 5(mL) | Date Analyzed: 05/05/2016 08:05

Soil Aliquot Vol: | Dilution Factor: 50

Soil Extract Vol.: | GC Column: Rtx-624 ID: 0.25(mm)

% Moisture: | Level: (low/med) Low

Analysis Batch No.: 366326 | Units: ug/L

CAS NO.	COMPOUND NAME	RESULT	Q	RL	MDL
306-83-2	Freon 123	50	U	50	5.0
75-37-6	Freon 152a	50	U	50	5.0
98-82-8	Isopropylbenzene	50	U	50	5.0
179601-23-1	m&p-Xylene	50	U	50	5.0
79-20-9	Methyl acetate	50	U	50	5.0
78-93-3	Methyl ethyl ketone (MEK)	50	U	50	5.0
108-10-1	Methyl isobutyl ketone (MIBK)	50	U	50	5.0
1634-04-4	Methyl tert-butyl ether	50	U	50	5.0
108-87-2	Methylcyclohexane	7.2	J D	50	5.0
75-09-2	Methylene Chloride	50	U	50	5.0
95-47-6	o-Xylene	50	U	50	5.0
100-42-5	Styrene	50	U	50	5.0
127-18-4	Tetrachloroethene	83	D	50	5.0
108-88-3	Toluene	50	U	50	5.0
156-60-5	trans-1,2-Dichloroethene	50	U	50	5.0
10061-02-6	trans-1,3-Dichloropropene	50	U	50	5.0
79-01-6	Trichloroethene	300	D	50	5.0
75-01-4	Vinyl chloride	96	D	50	5.0
1330-20-7	Xylenes, Total	50	U	50	5.0

CAS NO.	SURROGATE	%REC	Q	LIMITS
17060-07-0	1,2-Dichloroethane-d4 (Surr)	109	D	76-114
460-00-4	Bromofluorobenzene	102	D	86-115
2037-26-5	Toluene-d8 (Surr)	99	D	88-110

FORM I
GC/MS VOA ORGANICS ANALYSIS DATA SHEET
TENTATIVELY IDENTIFIED COMPOUNDS

Lab Name: TestAmerica Edison Job No.: 460-113049-1

SDG No.:

Client Sample ID: MW-35GL-XX DL Lab Sample ID: 460-113049-16 DL

Matrix: Water Lab File ID: V45120.D

Analysis Method: OLM04.2/VOL Date Collected: 04/28/2016 17:15

Sample wt/vol: 5(mL) Date Analyzed: 05/05/2016 08:05

Soil Aliquot Vol: Dilution Factor: 50

Soil Extract Vol.: GC Column: Rtx-624 ID: 0.25(mm)

% Moisture: Level: (low/med) Low

Analysis Batch No.: 366326 Units: ug/L

Number TICs Found: 0 TIC Result Total: 0

CAS NO.	COMPOUND NAME	RT	RESULT	Q
	Tentatively Identified Compound		*None*	

FORM I
GC/MS VOA ORGANICS ANALYSIS DATA SHEET

Lab Name: TestAmerica Edison | Job No.: 460-113049-1

SDG No.:

Client Sample ID: QC-EB042916 | Lab Sample ID: 460-113049-17

Matrix: Water | Lab File ID: V45104.D

Analysis Method: OLM04.2/VOL | Date Collected: 04/29/2016 07:30

Sample wt/vol: 5(mL) | Date Analyzed: 05/05/2016 01:48

Soil Aliquot Vol: | Dilution Factor: 1

Soil Extract Vol.: | GC Column: Rtx-624 ID: 0.25(mm)

% Moisture: | Level: (low/med) Low

Analysis Batch No.: 366326 | Units: ug/L

CAS NO.	COMPOUND NAME	RESULT	Q	RL	MDL
71-55-6	1,1,1-Trichloroethane	1.0	U	1.0	0.10
79-34-5	1,1,2,2-Tetrachloroethane	1.0	U	1.0	0.10
76-13-1	1,1,2-Trichloro-1,2,2-trifluoroethane	1.0	U	1.0	0.10
79-00-5	1,1,2-Trichloroethane	1.0	U	1.0	0.10
75-34-3	1,1-Dichloroethane	1.0	U	1.0	0.10
75-35-4	1,1-Dichloroethene	1.0	U	1.0	0.10
120-82-1	1,2,4-Trichlorobenzene	1.0	U	1.0	0.10
96-12-8	1,2-Dibromo-3-Chloropropane	1.0	U	1.0	0.10
106-93-4	1,2-Dibromoethane	1.0	U	1.0	0.10
95-50-1	1,2-Dichlorobenzene	1.0	U	1.0	0.10
107-06-2	1,2-Dichloroethane	1.0	U	1.0	0.10
78-87-5	1,2-Dichloropropane	1.0	U	1.0	0.10
541-73-1	1,3-Dichlorobenzene	1.0	U	1.0	0.10
106-46-7	1,4-Dichlorobenzene	1.0	U	1.0	0.10
591-78-6	2-Hexanone	1.0	U	1.0	0.10
67-64-1	Acetone	1.0	U	1.0	0.10
71-43-2	Benzene	1.0	U	1.0	0.10
75-27-4	Bromodichloromethane	1.0	U	1.0	0.10
75-25-2	Bromoform	1.0	U	1.0	0.10
74-83-9	Bromomethane	1.0	U	1.0	0.10
75-15-0	Carbon disulfide	1.0	U	1.0	0.10
56-23-5	Carbon tetrachloride	1.0	U	1.0	0.10
108-90-7	Chlorobenzene	1.0	U	1.0	0.10
75-45-6	Chlorodifluoromethane	1.0	U	1.0	0.10
75-00-3	Chloroethane	1.0	U	1.0	0.10
67-66-3	Chloroform	1.0	U	1.0	0.10
74-87-3	Chloromethane	1.0	U	1.0	0.10
156-59-2	cis-1,2-Dichloroethene	1.0	U	1.0	0.10
10061-01-5	cis-1,3-Dichloropropene	1.0	U	1.0	0.10
110-82-7	Cyclohexane	1.0	U	1.0	0.10
124-48-1	Dibromochloromethane	1.0	U	1.0	0.10
75-71-8	Dichlorodifluoromethane	1.0	U	1.0	0.10
100-41-4	Ethylbenzene	1.0	U	1.0	0.10
75-69-4	Freon 11	1.0	U	1.0	0.10
76-15-3	Freon 115	1.0	U	1.0	0.10

FORM I
GC/MS VOA ORGANICS ANALYSIS DATA SHEET

Lab Name: TestAmerica Edison | Job No.: 460-113049-1
SDG No.:
Client Sample ID: QC-EB042916 | Lab Sample ID: 460-113049-17
Matrix: Water | Lab File ID: V45104.D
Analysis Method: OLM04.2/VOL | Date Collected: 04/29/2016 07:30
Sample wt/vol: 5(mL) | Date Analyzed: 05/05/2016 01:48
Soil Aliquot Vol: | Dilution Factor: 1
Soil Extract Vol.: | GC Column: Rtx-624 ID: 0.25(mm)
% Moisture: | Level: (low/med) Low
Analysis Batch No.: 366326 | Units: ug/L

CAS NO.	COMPOUND NAME	RESULT	Q	RL	MDL
306-83-2	Freon 123	1.0	U	1.0	0.10
75-37-6	Freon 152a	1.0	U	1.0	0.10
98-82-8	Isopropylbenzene	1.0	U	1.0	0.10
179601-23-1	m&p-Xylene	1.0	U	1.0	0.10
79-20-9	Methyl acetate	1.0	U	1.0	0.10
78-93-3	Methyl ethyl ketone (MEK)	1.0	U	1.0	0.10
108-10-1	Methyl isobutyl ketone (MIBK)	1.0	U	1.0	0.10
1634-04-4	Methyl tert-butyl ether	1.0	U	1.0	0.10
108-87-2	Methylcyclohexane	1.0	U	1.0	0.10
75-09-2	Methylene Chloride	1.7		1.0	0.10
95-47-6	o-Xylene	1.0	U	1.0	0.10
100-42-5	Styrene	1.0	U	1.0	0.10
127-18-4	Tetrachloroethene	1.0	U	1.0	0.10
108-88-3	Toluene	1.0	U	1.0	0.10
156-60-5	trans-1,2-Dichloroethene	1.0	U	1.0	0.10
10061-02-6	trans-1,3-Dichloropropene	1.0	U	1.0	0.10
79-01-6	Trichloroethene	1.0	U	1.0	0.10
75-01-4	Vinyl chloride	1.0	U	1.0	0.10
1330-20-7	Xylenes, Total	1.0	U	1.0	0.10

CAS NO.	SURROGATE	%REC	Q	LIMITS
17060-07-0	1,2-Dichloroethane-d4 (Surr)	105		76-114
460-00-4	Bromofluorobenzene	103		86-115
2037-26-5	Toluene-d8 (Surr)	101		88-110

FORM I
GC/MS VOA ORGANICS ANALYSIS DATA SHEET
TENTATIVELY IDENTIFIED COMPOUNDS

Lab Name: TestAmerica Edison Job No.: 460-113049-1

SDG No.:

Client Sample ID: QC-EB042916 Lab Sample ID: 460-113049-17

Matrix: Water Lab File ID: V45104.D

Analysis Method: OLM04.2/VOL Date Collected: 04/29/2016 07:30

Sample wt/vol: 5(mL) Date Analyzed: 05/05/2016 01:48

Soil Aliquot Vol: Dilution Factor: 1

Soil Extract Vol.: GC Column: Rtx-624 ID: 0.25(mm)

% Moisture: Level: (low/med) Low

Analysis Batch No.: 366326 Units: ug/L

Number TICs Found: 0 TIC Result Total: 0

CAS NO.	COMPOUND NAME	RT	RESULT	Q
	Tentatively Identified Compound		None	

FORM I
GC/MS VOA ORGANICS ANALYSIS DATA SHEET

Lab Name: TestAmerica Edison | Job No.: 460-113049-1

SDG No.:

Client Sample ID: MW-33ML-XX | Lab Sample ID: 460-113049-18

Matrix: Water | Lab File ID: V45111.D

Analysis Method: OLM04.2/VOL | Date Collected: 04/29/2016 11:00

Sample wt/vol: 5(mL) | Date Analyzed: 05/05/2016 04:34

Soil Aliquot Vol: | Dilution Factor: 1

Soil Extract Vol.: | GC Column: Rtx-624 ID: 0.25(mm)

% Moisture: | Level: (low/med) Low

Analysis Batch No.: 366326 | Units: ug/L

CAS NO.	COMPOUND NAME	RESULT	Q	RL	MDL
71-55-6	1,1,1-Trichloroethane	1.0	U	1.0	0.10
79-34-5	1,1,2,2-Tetrachloroethane	1.0	U	1.0	0.10
76-13-1	1,1,2-Trichloro-1,2,2-trifluoroethane	1.4		1.0	0.10
79-00-5	1,1,2-Trichloroethane	1.0	U	1.0	0.10
75-34-3	1,1-Dichloroethane	1.0	U	1.0	0.10
75-35-4	1,1-Dichloroethene	0.26	J	1.0	0.10
120-82-1	1,2,4-Trichlorobenzene	1.0	U	1.0	0.10
96-12-8	1,2-Dibromo-3-Chloropropane	1.0	U	1.0	0.10
106-93-4	1,2-Dibromoethane	1.0	U	1.0	0.10
95-50-1	1,2-Dichlorobenzene	1.0	U	1.0	0.10
107-06-2	1,2-Dichloroethane	1.0	U	1.0	0.10
78-87-5	1,2-Dichloropropane	1.0	U	1.0	0.10
541-73-1	1,3-Dichlorobenzene	1.0	U	1.0	0.10
106-46-7	1,4-Dichlorobenzene	1.0	U	1.0	0.10
591-78-6	2-Hexanone	1.0	U	1.0	0.10
67-64-1	Acetone	1.0	U	1.0	0.10
71-43-2	Benzene	1.0	U	1.0	0.10
75-27-4	Bromodichloromethane	1.0	U	1.0	0.10
75-25-2	Bromoform	1.0	U	1.0	0.10
74-83-9	Bromomethane	1.0	U	1.0	0.10
75-15-0	Carbon disulfide	1.0	U	1.0	0.10
56-23-5	Carbon tetrachloride	1.0	U	1.0	0.10
108-90-7	Chlorobenzene	1.0	U	1.0	0.10
75-45-6	Chlorodifluoromethane	1.0	U	1.0	0.10
75-00-3	Chloroethane	1.0	U	1.0	0.10
67-66-3	Chloroform	0.57	J	1.0	0.10
74-87-3	Chloromethane	1.0	U	1.0	0.10
156-59-2	cis-1,2-Dichloroethene	5.5		1.0	0.10
10061-01-5	cis-1,3-Dichloropropene	1.0	U	1.0	0.10
110-82-7	Cyclohexane	1.0	U	1.0	0.10
124-48-1	Dibromochloromethane	1.0	U	1.0	0.10
75-71-8	Dichlorodifluoromethane	1.0	U	1.0	0.10
100-41-4	Ethylbenzene	1.0	U	1.0	0.10
75-69-4	Freon 11	0.14	J	1.0	0.10
76-15-3	Freon 115	1.0	U	1.0	0.10

FORM I
GC/MS VOA ORGANICS ANALYSIS DATA SHEET

Lab Name: TestAmerica Edison | Job No.: 460-113049-1

SDG No.:

Client Sample ID: MW-33ML-XX | Lab Sample ID: 460-113049-18

Matrix: Water | Lab File ID: V45111.D

Analysis Method: OLM04.2/VOL | Date Collected: 04/29/2016 11:00

Sample wt/vol: 5(mL) | Date Analyzed: 05/05/2016 04:34

Soil Aliquot Vol: | Dilution Factor: 1

Soil Extract Vol.: | GC Column: Rtx-624 ID: 0.25(mm)

% Moisture: | Level: (low/med) Low

Analysis Batch No.: 366326 | Units: ug/L

CAS NO.	COMPOUND NAME	RESULT	Q	RL	MDL
306-83-2	Freon 123	1.0	U	1.0	0.10
75-37-6	Freon 152a	1.0	U	1.0	0.10
98-82-8	Isopropylbenzene	1.0	U	1.0	0.10
179601-23-1	m&p-Xylene	1.0	U	1.0	0.10
79-20-9	Methyl acetate	1.0	U	1.0	0.10
78-93-3	Methyl ethyl ketone (MEK)	1.0	U	1.0	0.10
108-10-1	Methyl isobutyl ketone (MIBK)	1.0	U	1.0	0.10
1634-04-4	Methyl tert-butyl ether	1.0	U	1.0	0.10
108-87-2	Methylcyclohexane	1.0	U	1.0	0.10
75-09-2	Methylene Chloride	1.0	U	1.0	0.10
95-47-6	o-Xylene	1.0	U	1.0	0.10
100-42-5	Styrene	1.0	U	1.0	0.10
127-18-4	Tetrachloroethene	1.6		1.0	0.10
108-88-3	Toluene	1.0	U	1.0	0.10
156-60-5	trans-1,2-Dichloroethene	0.12	J	1.0	0.10
10061-02-6	trans-1,3-Dichloropropene	1.0	U	1.0	0.10
79-01-6	Trichloroethene	16		1.0	0.10
75-01-4	Vinyl chloride	1.0	U	1.0	0.10
1330-20-7	Xylenes, Total	1.0	U	1.0	0.10

CAS NO.	SURROGATE	%REC	Q	LIMITS
17060-07-0	1,2-Dichloroethane-d4 (Surr)	105		76-114
460-00-4	Bromofluorobenzene	102		86-115
2037-26-5	Toluene-d8 (Surr)	98		88-110

FORM I
GC/MS VOA ORGANICS ANALYSIS DATA SHEET
TENTATIVELY IDENTIFIED COMPOUNDS

Lab Name: TestAmerica Edison Job No.: 460-113049-1

SDG No.:

Client Sample ID: MW-33ML-XX Lab Sample ID: 460-113049-18

Matrix: Water Lab File ID: V45111.D

Analysis Method: OLM04.2/VOL Date Collected: 04/29/2016 11:00

Sample wt/vol: 5(mL) Date Analyzed: 05/05/2016 04:34

Soil Aliquot Vol: Dilution Factor: 1

Soil Extract Vol.: GC Column: Rtx-624 ID: 0.25(mm)

% Moisture: Level: (low/med) Low

Analysis Batch No.: 366326 Units: ug/L

Number TICs Found: 0 TIC Result Total: 0

CAS NO.	COMPOUND NAME	RT	RESULT	Q
	Tentatively Identified Compound		None	

FORM I
GC/MS VOA ORGANICS ANALYSIS DATA SHEET

Lab Name: TestAmerica Edison | Job No.: 460-113049-1

SDG No.:

Client Sample ID: SW-N13821-XX | Lab Sample ID: 460-113049-19

Matrix: Water | Lab File ID: V45112.D

Analysis Method: OLM04.2/VOL | Date Collected: 04/29/2016 10:00

Sample wt/vol: 5(mL) | Date Analyzed: 05/05/2016 04:57

Soil Aliquot Vol: | Dilution Factor: 1

Soil Extract Vol.: | GC Column: Rtx-624 ID: 0.25(mm)

% Moisture: | Level: (low/med) Low

Analysis Batch No.: 366326 | Units: ug/L

CAS NO.	COMPOUND NAME	RESULT	Q	RL	MDL
71-55-6	1,1,1-Trichloroethane	1.0	U	1.0	0.10
79-34-5	1,1,2,2-Tetrachloroethane	1.0	U	1.0	0.10
76-13-1	1,1,2-Trichloro-1,2,2-trifluoroethane	0.14	J	1.0	0.10
79-00-5	1,1,2-Trichloroethane	1.0	U	1.0	0.10
75-34-3	1,1-Dichloroethane	1.0	U	1.0	0.10
75-35-4	1,1-Dichloroethene	1.0	U	1.0	0.10
120-82-1	1,2,4-Trichlorobenzene	1.0	U	1.0	0.10
96-12-8	1,2-Dibromo-3-Chloropropane	1.0	U	1.0	0.10
106-93-4	1,2-Dibromoethane	1.0	U	1.0	0.10
95-50-1	1,2-Dichlorobenzene	1.0	U	1.0	0.10
107-06-2	1,2-Dichloroethane	1.0	U	1.0	0.10
78-87-5	1,2-Dichloropropane	1.0	U	1.0	0.10
541-73-1	1,3-Dichlorobenzene	1.0	U	1.0	0.10
106-46-7	1,4-Dichlorobenzene	1.0	U	1.0	0.10
591-78-6	2-Hexanone	1.0	U	1.0	0.10
67-64-1	Acetone	1.0	U	1.0	0.10
71-43-2	Benzene	1.0	U	1.0	0.10
75-27-4	Bromodichloromethane	1.0	U	1.0	0.10
75-25-2	Bromoform	1.0	U	1.0	0.10
74-83-9	Bromomethane	1.0	U	1.0	0.10
75-15-0	Carbon disulfide	1.0	U	1.0	0.10
56-23-5	Carbon tetrachloride	1.0	U	1.0	0.10
108-90-7	Chlorobenzene	1.0	U	1.0	0.10
75-45-6	Chlorodifluoromethane	1.0	U	1.0	0.10
75-00-3	Chloroethane	1.0	U	1.0	0.10
67-66-3	Chloroform	1.0	U	1.0	0.10
74-87-3	Chloromethane	1.0	U	1.0	0.10
156-59-2	cis-1,2-Dichloroethene	1.5		1.0	0.10
10061-01-5	cis-1,3-Dichloropropene	1.0	U	1.0	0.10
110-82-7	Cyclohexane	1.0	U	1.0	0.10
124-48-1	Dibromochloromethane	1.0	U	1.0	0.10
75-71-8	Dichlorodifluoromethane	1.0	U	1.0	0.10
100-41-4	Ethylbenzene	1.0	U	1.0	0.10
75-69-4	Freon 11	1.0	U	1.0	0.10
76-15-3	Freon 115	1.0	U	1.0	0.10

FORM I
GC/MS VOA ORGANICS ANALYSIS DATA SHEET

Lab Name: TestAmerica Edison | Job No.: 460-113049-1

SDG No.:

Client Sample ID: SW-N13821-XX | Lab Sample ID: 460-113049-19

Matrix: Water | Lab File ID: V45112.D

Analysis Method: OLM04.2/VOL | Date Collected: 04/29/2016 10:00

Sample wt/vol: 5(mL) | Date Analyzed: 05/05/2016 04:57

Soil Aliquot Vol: | Dilution Factor: 1

Soil Extract Vol.: | GC Column: Rtx-624 ID: 0.25(mm)

% Moisture: | Level: (low/med) Low

Analysis Batch No.: 366326 | Units: ug/L

CAS NO.	COMPOUND NAME	RESULT	Q	RL	MDL
306-83-2	Freon 123	1.0	U	1.0	0.10
75-37-6	Freon 152a	1.0	U	1.0	0.10
98-82-8	Isopropylbenzene	1.0	U	1.0	0.10
179601-23-1	m&p-Xylene	1.0	U	1.0	0.10
79-20-9	Methyl acetate	1.0	U	1.0	0.10
78-93-3	Methyl ethyl ketone (MEK)	1.0	U	1.0	0.10
108-10-1	Methyl isobutyl ketone (MIBK)	1.0	U	1.0	0.10
1634-04-4	Methyl tert-butyl ether	1.0	U	1.0	0.10
108-87-2	Methylcyclohexane	1.0	U	1.0	0.10
75-09-2	Methylene Chloride	1.0	U	1.0	0.10
95-47-6	o-Xylene	1.0	U	1.0	0.10
100-42-5	Styrene	1.0	U	1.0	0.10
127-18-4	Tetrachloroethene	0.69	J	1.0	0.10
108-88-3	Toluene	1.0	U	1.0	0.10
156-60-5	trans-1,2-Dichloroethene	1.0	U	1.0	0.10
10061-02-6	trans-1,3-Dichloropropene	1.0	U	1.0	0.10
79-01-6	Trichloroethene	0.66	J	1.0	0.10
75-01-4	Vinyl chloride	1.0	U	1.0	0.10
1330-20-7	Xylenes, Total	1.0	U	1.0	0.10

CAS NO.	SURROGATE	%REC	Q	LIMITS
17060-07-0	1,2-Dichloroethane-d4 (Surr)	106		76-114
460-00-4	Bromofluorobenzene	104		86-115
2037-26-5	Toluene-d8 (Surr)	99		88-110

FORM I
GC/MS VOA ORGANICS ANALYSIS DATA SHEET
TENTATIVELY IDENTIFIED COMPOUNDS

Lab Name: TestAmerica Edison Job No.: 460-113049-1

SDG No.:

Client Sample ID: SW-N13821-XX Lab Sample ID: 460-113049-19

Matrix: Water Lab File ID: V45112.D

Analysis Method: OLM04.2/VOL Date Collected: 04/29/2016 10:00

Sample wt/vol: 5(mL) Date Analyzed: 05/05/2016 04:57

Soil Aliquot Vol: Dilution Factor: 1

Soil Extract Vol.: GC Column: Rtx-624 ID: 0.25(mm)

% Moisture: Level: (low/med) Low

Analysis Batch No.: 366326 Units: ug/L

Number TICs Found: 0 TIC Result Total: 0

CAS NO.	COMPOUND NAME	RT	RESULT	Q
	Tentatively Identified Compound		None	

FORM I
GC/MS VOA ORGANICS ANALYSIS DATA SHEET

Lab Name: TestAmerica Edison | Job No.: 460-113049-1
SDG No.:
Client Sample ID: SW-N13000-XX | Lab Sample ID: 460-113049-20
Matrix: Water | Lab File ID: V45106.D
Analysis Method: OLM04.2/VOL | Date Collected: 04/29/2016 10:20
Sample wt/vol: 5(mL) | Date Analyzed: 05/05/2016 02:35
Soil Aliquot Vol: | Dilution Factor: 1
Soil Extract Vol.: | GC Column: Rtx-624 ID: 0.25(mm)
% Moisture: | Level: (low/med) Low
Analysis Batch No.: 366326 | Units: ug/L

CAS NO.	COMPOUND NAME	RESULT	Q	RL	MDL
71-55-6	1,1,1-Trichloroethane	1.0	U	1.0	0.10
79-34-5	1,1,2,2-Tetrachloroethane	1.0	U	1.0	0.10
76-13-1	1,1,2-Trichloro-1,2,2-trifluoroethane	0.73	J	1.0	0.10
79-00-5	1,1,2-Trichloroethane	1.0	U	1.0	0.10
75-34-3	1,1-Dichloroethane	1.0	U	1.0	0.10
75-35-4	1,1-Dichloroethene	0.26	J	1.0	0.10
120-82-1	1,2,4-Trichlorobenzene	1.0	U	1.0	0.10
96-12-8	1,2-Dibromo-3-Chloropropane	1.0	U	1.0	0.10
106-93-4	1,2-Dibromoethane	1.0	U	1.0	0.10
95-50-1	1,2-Dichlorobenzene	1.0	U	1.0	0.10
107-06-2	1,2-Dichloroethane	1.0	U	1.0	0.10
78-87-5	1,2-Dichloropropane	1.0	U	1.0	0.10
541-73-1	1,3-Dichlorobenzene	1.0	U	1.0	0.10
106-46-7	1,4-Dichlorobenzene	1.0	U	1.0	0.10
591-78-6	2-Hexanone	1.0	U	1.0	0.10
67-64-1	Acetone	1.0	U	1.0	0.10
71-43-2	Benzene	1.0	U	1.0	0.10
75-27-4	Bromodichloromethane	1.0	U	1.0	0.10
75-25-2	Bromoform	1.0	U	1.0	0.10
74-83-9	Bromomethane	1.0	U	1.0	0.10
75-15-0	Carbon disulfide	1.0	U	1.0	0.10
56-23-5	Carbon tetrachloride	1.0	U	1.0	0.10
108-90-7	Chlorobenzene	1.0	U	1.0	0.10
75-45-6	Chlorodifluoromethane	0.75	J	1.0	0.10
75-00-3	Chloroethane	1.0	U	1.0	0.10
67-66-3	Chloroform	1.0	U	1.0	0.10
74-87-3	Chloromethane	1.0	U	1.0	0.10
156-59-2	cis-1,2-Dichloroethene	15		1.0	0.10
10061-01-5	cis-1,3-Dichloropropene	1.0	U	1.0	0.10
110-82-7	Cyclohexane	1.0	U	1.0	0.10
124-48-1	Dibromochloromethane	1.0	U	1.0	0.10
75-71-8	Dichlorodifluoromethane	1.0	U	1.0	0.10
100-41-4	Ethylbenzene	1.0	U	1.0	0.10
75-69-4	Freon 11	1.0	U	1.0	0.10
76-15-3	Freon 115	1.0	U	1.0	0.10

FORM I
GC/MS VOA ORGANICS ANALYSIS DATA SHEET

Lab Name: TestAmerica Edison | Job No.: 460-113049-1
SDG No.:
Client Sample ID: SW-N13000-XX | Lab Sample ID: 460-113049-20
Matrix: Water | Lab File ID: V45106.D
Analysis Method: OLM04.2/VOL | Date Collected: 04/29/2016 10:20
Sample wt/vol: 5(mL) | Date Analyzed: 05/05/2016 02:35
Soil Aliquot Vol: | Dilution Factor: 1
Soil Extract Vol.: | GC Column: Rtx-624 ID: 0.25(mm)
% Moisture: | Level: (low/med) Low
Analysis Batch No.: 366326 | Units: ug/L

CAS NO.	COMPOUND NAME	RESULT	Q	RL	MDL
306-83-2	Freon 123	1.0	U	1.0	0.10
75-37-6	Freon 152a	1.0	U	1.0	0.10
98-82-8	Isopropylbenzene	1.0	U	1.0	0.10
179601-23-1	m&p-Xylene	1.0	U	1.0	0.10
79-20-9	Methyl acetate	1.0	U	1.0	0.10
78-93-3	Methyl ethyl ketone (MEK)	1.0	U	1.0	0.10
108-10-1	Methyl isobutyl ketone (MIBK)	1.0	U	1.0	0.10
1634-04-4	Methyl tert-butyl ether	1.0	U	1.0	0.10
108-87-2	Methylcyclohexane	1.0	U	1.0	0.10
75-09-2	Methylene Chloride	1.0	U	1.0	0.10
95-47-6	o-Xylene	1.0	U	1.0	0.10
100-42-5	Styrene	1.0	U	1.0	0.10
127-18-4	Tetrachloroethene	3.0		1.0	0.10
108-88-3	Toluene	1.0	U	1.0	0.10
156-60-5	trans-1,2-Dichloroethene	0.12	J	1.0	0.10
10061-02-6	trans-1,3-Dichloropropene	1.0	U	1.0	0.10
79-01-6	Trichloroethene	5.2		1.0	0.10
75-01-4	Vinyl chloride	1.0	U	1.0	0.10
1330-20-7	Xylenes, Total	1.0	U	1.0	0.10

CAS NO.	SURROGATE	%REC	Q	LIMITS
17060-07-0	1,2-Dichloroethane-d4 (Surr)	104		76-114
460-00-4	Bromofluorobenzene	104		86-115
2037-26-5	Toluene-d8 (Surr)	101		88-110

FORM I
GC/MS VOA ORGANICS ANALYSIS DATA SHEET
TENTATIVELY IDENTIFIED COMPOUNDS

Lab Name: TestAmerica Edison Job No.: 460-113049-1

SDG No.:

Client Sample ID: SW-N13000-XX Lab Sample ID: 460-113049-20

Matrix: Water Lab File ID: V45106.D

Analysis Method: OLM04.2/VOL Date Collected: 04/29/2016 10:20

Sample wt/vol: 5(mL) Date Analyzed: 05/05/2016 02:35

Soil Aliquot Vol: Dilution Factor: 1

Soil Extract Vol.: GC Column: Rtx-624 ID: 0.25(mm)

% Moisture: Level: (low/med) Low

Analysis Batch No.: 366326 Units: ug/L

Number TICs Found: 0 TIC Result Total: 0

CAS NO.	COMPOUND NAME	RT	RESULT	Q
	Tentatively Identified Compound		None	

FORM I
GC/MS VOA ORGANICS ANALYSIS DATA SHEET

Lab Name: TestAmerica Edison | Job No.: 460-113049-1

SDG No.:

Client Sample ID: SW-N5099-XX | Lab Sample ID: 460-113049-21

Matrix: Water | Lab File ID: V45107.D

Analysis Method: OLM04.2/VOL | Date Collected: 04/29/2016 09:38

Sample wt/vol: 5(mL) | Date Analyzed: 05/05/2016 02:59

Soil Aliquot Vol: | Dilution Factor: 1

Soil Extract Vol.: | GC Column: Rtx-624 ID: 0.25(mm)

% Moisture: | Level: (low/med) Low

Analysis Batch No.: 366326 | Units: ug/L

CAS NO.	COMPOUND NAME	RESULT	Q	RL	MDL
71-55-6	1,1,1-Trichloroethane	1.0	U	1.0	0.10
79-34-5	1,1,2,2-Tetrachloroethane	1.0	U	1.0	0.10
76-13-1	1,1,2-Trichloro-1,2,2-trifluoroethane	1.0	U	1.0	0.10
79-00-5	1,1,2-Trichloroethane	1.0	U	1.0	0.10
75-34-3	1,1-Dichloroethane	1.0	U	1.0	0.10
75-35-4	1,1-Dichloroethene	1.0	U	1.0	0.10
120-82-1	1,2,4-Trichlorobenzene	1.0	U	1.0	0.10
96-12-8	1,2-Dibromo-3-Chloropropane	1.0	U	1.0	0.10
106-93-4	1,2-Dibromoethane	1.0	U	1.0	0.10
95-50-1	1,2-Dichlorobenzene	1.0	U	1.0	0.10
107-06-2	1,2-Dichloroethane	1.0	U	1.0	0.10
78-87-5	1,2-Dichloropropane	1.0	U	1.0	0.10
541-73-1	1,3-Dichlorobenzene	1.0	U	1.0	0.10
106-46-7	1,4-Dichlorobenzene	1.0	U	1.0	0.10
591-78-6	2-Hexanone	1.0	U	1.0	0.10
67-64-1	Acetone	1.0	U	1.0	0.10
71-43-2	Benzene	1.0	U	1.0	0.10
75-27-4	Bromodichloromethane	0.21	J	1.0	0.10
75-25-2	Bromoform	2.2		1.0	0.10
74-83-9	Bromomethane	1.0	U	1.0	0.10
75-15-0	Carbon disulfide	1.0	U	1.0	0.10
56-23-5	Carbon tetrachloride	1.0	U	1.0	0.10
108-90-7	Chlorobenzene	1.0	U	1.0	0.10
75-45-6	Chlorodifluoromethane	1.0	U	1.0	0.10
75-00-3	Chloroethane	1.0	U	1.0	0.10
67-66-3	Chloroform	0.14	J	1.0	0.10
74-87-3	Chloromethane	1.0	U	1.0	0.10
156-59-2	cis-1,2-Dichloroethene	1.0	U	1.0	0.10
10061-01-5	cis-1,3-Dichloropropene	1.0	U	1.0	0.10
110-82-7	Cyclohexane	1.0	U	1.0	0.10
124-48-1	Dibromochloromethane	0.76	J	1.0	0.10
75-71-8	Dichlorodifluoromethane	1.0	U	1.0	0.10
100-41-4	Ethylbenzene	1.0	U	1.0	0.10
75-69-4	Freon 11	1.0	U	1.0	0.10
76-15-3	Freon 115	1.0	U	1.0	0.10

FORM I
GC/MS VOA ORGANICS ANALYSIS DATA SHEET

Lab Name: TestAmerica Edison | Job No.: 460-113049-1

SDG No.:

Client Sample ID: SW-N5099-XX | Lab Sample ID: 460-113049-21

Matrix: Water | Lab File ID: V45107.D

Analysis Method: OLM04.2/VOL | Date Collected: 04/29/2016 09:38

Sample wt/vol: 5(mL) | Date Analyzed: 05/05/2016 02:59

Soil Aliquot Vol: | Dilution Factor: 1

Soil Extract Vol.: | GC Column: Rtx-624 ID: 0.25(mm)

% Moisture: | Level: (low/med) Low

Analysis Batch No.: 366326 | Units: ug/L

CAS NO.	COMPOUND NAME	RESULT	Q	RL	MDL
306-83-2	Freon 123	1.0	U	1.0	0.10
75-37-6	Freon 152a	1.0	U	1.0	0.10
98-82-8	Isopropylbenzene	1.0	U	1.0	0.10
179601-23-1	m&p-Xylene	1.0	U	1.0	0.10
79-20-9	Methyl acetate	1.0	U	1.0	0.10
78-93-3	Methyl ethyl ketone (MEK)	1.0	U	1.0	0.10
108-10-1	Methyl isobutyl ketone (MIBK)	1.0	U	1.0	0.10
1634-04-4	Methyl tert-butyl ether	1.0	U	1.0	0.10
108-87-2	Methylcyclohexane	1.0	U	1.0	0.10
75-09-2	Methylene Chloride	1.0	U	1.0	0.10
95-47-6	o-Xylene	1.0	U	1.0	0.10
100-42-5	Styrene	1.0	U	1.0	0.10
127-18-4	Tetrachloroethene	1.0	U	1.0	0.10
108-88-3	Toluene	1.0	U	1.0	0.10
156-60-5	trans-1,2-Dichloroethene	1.0	U	1.0	0.10
10061-02-6	trans-1,3-Dichloropropene	1.0	U	1.0	0.10
79-01-6	Trichloroethene	1.0	U	1.0	0.10
75-01-4	Vinyl chloride	1.0	U	1.0	0.10
1330-20-7	Xylenes, Total	1.0	U	1.0	0.10

CAS NO.	SURROGATE	%REC	Q	LIMITS
17060-07-0	1,2-Dichloroethane-d4 (Surr)	107		76-114
460-00-4	Bromofluorobenzene	104		86-115
2037-26-5	Toluene-d8 (Surr)	101		88-110

FORM I
GC/MS VOA ORGANICS ANALYSIS DATA SHEET
TENTATIVELY IDENTIFIED COMPOUNDS

Lab Name: TestAmerica Edison Job No.: 460-113049-1

SDG No.:

Client Sample ID: SW-N5099-XX Lab Sample ID: 460-113049-21

Matrix: Water Lab File ID: V45107.D

Analysis Method: OLM04.2/VOL Date Collected: 04/29/2016 09:38

Sample wt/vol: 5(mL) Date Analyzed: 05/05/2016 02:59

Soil Aliquot Vol: Dilution Factor: 1

Soil Extract Vol.: GC Column: Rtx-624 ID: 0.25(mm)

% Moisture: Level: (low/med) Low

Analysis Batch No.: 366326 Units: ug/L

Number TICs Found: 0 TIC Result Total: 0

CAS NO.	COMPOUND NAME	RT	RESULT	Q
	Tentatively Identified Compound		None	

FORM I
GC/MS VOA ORGANICS ANALYSIS DATA SHEET

Lab Name: TestAmerica Edison
Job No.: 460-113049-1
SDG No.:
Client Sample ID: QC-EB042716
Lab Sample ID: 460-113049-1
Matrix: Water
Lab File ID: N93102.D
Analysis Method: 8260C SIM
Date Collected: 04/27/2016 15:15
Sample wt/vol: 5(mL)
Date Analyzed: 05/04/2016 04:49
Soil Aliquot Vol:
Dilution Factor: 1
Soil Extract Vol.:
GC Column: DB-624 ID: 0.18(mm)
% Moisture:
Level: (low/med) Low
Analysis Batch No.: 366072
Units: ug/L

CAS NO.	COMPOUND NAME	RESULT	Q	RL	MDL
123-91-1	1,4-Dioxane	0.40	U	0.40	0.11

CAS NO.	SURROGATE	%REC	Q	LIMITS
17060-07-0	1,2-Dichloroethane-d4 (Surr)	104		60-132
460-00-4	4-Bromofluorobenzene	110		72-123

FORM I
GC/MS VOA ORGANICS ANALYSIS DATA SHEET

Lab Name: TestAmerica Edison | Job No.: 460-113049-1

SDG No.:

Client Sample ID: QC-TB042716-02 | Lab Sample ID: 460-113049-2

Matrix: Water | Lab File ID: N93103.D

Analysis Method: 8260C SIM | Date Collected: 04/27/2016 15:15

Sample wt/vol: 5(mL) | Date Analyzed: 05/04/2016 05:14

Soil Aliquot Vol: | Dilution Factor: 1

Soil Extract Vol.: | GC Column: DB-624 ID: 0.18(mm)

% Moisture: | Level: (low/med) Low

Analysis Batch No.: 366072 | Units: ug/L

CAS NO.	COMPOUND NAME	RESULT	Q	RL	MDL
123-91-1	1,4-Dioxane	0.40	U	0.40	0.11

CAS NO.	SURROGATE	%REC	Q	LIMITS
17060-07-0	1,2-Dichloroethane-d4 (Surr)	103		60-132
460-00-4	4-Bromofluorobenzene	103		72-123

FORM I
GC/MS VOA ORGANICS ANALYSIS DATA SHEET

Lab Name: TestAmerica Edison | Job No.: 460-113049-1

SDG No.:

Client Sample ID: MW-45MI-XX | Lab Sample ID: 460-113049-6

Matrix: Water | Lab File ID: N93105.D

Analysis Method: 8260C SIM | Date Collected: 04/27/2016 19:35

Sample wt/vol: 5(mL) | Date Analyzed: 05/04/2016 06:22

Soil Aliquot Vol: | Dilution Factor: 1

Soil Extract Vol.: | GC Column: DB-624 ID: 0.18(mm)

% Moisture: | Level: (low/med) Low

Analysis Batch No.: 366072 | Units: ug/L

CAS NO.	COMPOUND NAME	RESULT	Q	RL	MDL
123-91-1	1,4-Dioxane	1.2		0.40	0.11

CAS NO.	SURROGATE	%REC	Q	LIMITS
17060-07-0	1,2-Dichloroethane-d4 (Surr)	105		60-132
460-00-4	4-Bromofluorobenzene	104		72-123

FORM I
GC/MS VOA ORGANICS ANALYSIS DATA SHEET

Lab Name: TestAmerica Edison | Job No.: 460-113049-1

SDG No.:

Client Sample ID: MW-45MU-XX | Lab Sample ID: 460-113049-7

Matrix: Water | Lab File ID: N93106.D

Analysis Method: 8260C SIM | Date Collected: 04/27/2016 17:10

Sample wt/vol: 5(mL) | Date Analyzed: 05/04/2016 06:47

Soil Aliquot Vol: | Dilution Factor: 1

Soil Extract Vol.: | GC Column: DB-624 ID: 0.18(mm)

% Moisture: | Level: (low/med) Low

Analysis Batch No.: 366072 | Units: ug/L

CAS NO.	COMPOUND NAME	RESULT	Q	RL	MDL
123-91-1	1,4-Dioxane	1.2		0.40	0.11

CAS NO.	SURROGATE	%REC	Q	LIMITS
17060-07-0	1,2-Dichloroethane-d4 (Surr)	106		60-132
460-00-4	4-Bromofluorobenzene	108		72-123

FORM I
GC/MS VOA ORGANICS ANALYSIS DATA SHEET

Lab Name: TestAmerica Edison
Job No.: 460-113049-1
SDG No.:
Client Sample ID: QC-EB042816
Lab Sample ID: 460-113049-8
Matrix: Water
Lab File ID: N93104.D
Analysis Method: 8260C SIM
Date Collected: 04/28/2016 07:30
Sample wt/vol: 5(mL)
Date Analyzed: 05/04/2016 05:57
Soil Aliquot Vol:
Dilution Factor: 1
Soil Extract Vol.:
GC Column: DB-624 ID: 0.18(mm)
% Moisture:
Level: (low/med) Low
Analysis Batch No.: 366072
Units: ug/L

CAS NO.	COMPOUND NAME	RESULT	Q	RL	MDL
123-91-1	1,4-Dioxane	0.40	U	0.40	0.11

CAS NO.	SURROGATE	%REC	Q	LIMITS
17060-07-0	1,2-Dichloroethane-d4 (Surr)	108		60-132
460-00-4	4-Bromofluorobenzene	108		72-123

FORM I
GC/MS VOA ORGANICS ANALYSIS DATA SHEET

Lab Name: TestAmerica Edison | Job No.: 460-113049-1

SDG No.:

Client Sample ID: MW-43MI-XX | Lab Sample ID: 460-113049-9

Matrix: Water | Lab File ID: N93126.D

Analysis Method: 8260C SIM | Date Collected: 04/28/2016 12:20

Sample wt/vol: 5(mL) | Date Analyzed: 05/04/2016 15:19

Soil Aliquot Vol: | Dilution Factor: 1

Soil Extract Vol.: | GC Column: DB-624 ID: 0.18(mm)

% Moisture: | Level: (low/med) Low

Analysis Batch No.: 366173 | Units: ug/L

CAS NO.	COMPOUND NAME	RESULT	Q	RL	MDL
123-91-1	1,4-Dioxane	0.65		0.40	0.11

CAS NO.	SURROGATE	%REC	Q	LIMITS
17060-07-0	1,2-Dichloroethane-d4 (Surr)	114		60-132
460-00-4	4-Bromofluorobenzene	107		72-123

FORM I
GC/MS VOA ORGANICS ANALYSIS DATA SHEET

Lab Name: TestAmerica Edison
Job No.: 460-113049-1
SDG No.:
Client Sample ID: MW-43MU-XX
Lab Sample ID: 460-113049-10
Matrix: Water
Lab File ID: N93108.D
Analysis Method: 8260C SIM
Date Collected: 04/28/2016 13:35
Sample wt/vol: 5(mL)
Date Analyzed: 05/04/2016 07:37
Soil Aliquot Vol:
Dilution Factor: 1
Soil Extract Vol.:
GC Column: DB-624 ID: 0.18(mm)
% Moisture:
Level: (low/med) Low
Analysis Batch No.: 366072
Units: ug/L

CAS NO.	COMPOUND NAME	RESULT	Q	RL	MDL
123-91-1	1,4-Dioxane	0.40	U	0.40	0.11

CAS NO.	SURROGATE	%REC	Q	LIMITS
17060-07-0	1,2-Dichloroethane-d4 (Surr)	109		60-132
460-00-4	4-Bromofluorobenzene	113		72-123

FORM I
GC/MS VOA ORGANICS ANALYSIS DATA SHEET

Lab Name: TestAmerica Edison | Job No.: 460-113049-1

SDG No.:

Client Sample ID: IW-N5535-XX | Lab Sample ID: 460-113049-11

Matrix: Water | Lab File ID: N93176.D

Analysis Method: 8260C SIM | Date Collected: 04/28/2016 10:45

Sample wt/vol: 5(mL) | Date Analyzed: 05/05/2016 14:00

Soil Aliquot Vol: | Dilution Factor: 1

Soil Extract Vol.: | GC Column: DB-624 ID: 0.18(mm)

% Moisture: | Level: (low/med) Low

Analysis Batch No.: 366397 | Units: ug/L

CAS NO.	COMPOUND NAME	RESULT	Q	RL	MDL
123-91-1	1,4-Dioxane	0.40	U	0.40	0.11

CAS NO.	SURROGATE	%REC	Q	LIMITS
17060-07-0	1,2-Dichloroethane-d4 (Surr)	113		60-132
460-00-4	4-Bromofluorobenzene	105		72-123

FORM I
GC/MS VOA ORGANICS ANALYSIS DATA SHEET

Lab Name: TestAmerica Edison | Job No.: 460-113049-1

SDG No.:

Client Sample ID: MW-49MI-XX | Lab Sample ID: 460-113049-12

Matrix: Water | Lab File ID: N93177.D

Analysis Method: 8260C SIM | Date Collected: 04/28/2016 12:40

Sample wt/vol: 5(mL) | Date Analyzed: 05/05/2016 14:25

Soil Aliquot Vol: | Dilution Factor: 1

Soil Extract Vol.: | GC Column: DB-624 ID: 0.18(mm)

% Moisture: | Level: (low/med) Low

Analysis Batch No.: 366397 | Units: ug/L

CAS NO.	COMPOUND NAME	RESULT	Q	RL	MDL
123-91-1	1,4-Dioxane	0.40	U	0.40	0.11

CAS NO.	SURROGATE	%REC	Q	LIMITS
17060-07-0	1,2-Dichloroethane-d4 (Surr)	113		60-132
460-00-4	4-Bromofluorobenzene	110		72-123

FORM I
GC/MS VOA ORGANICS ANALYSIS DATA SHEET

Lab Name: TestAmerica Edison | Job No.: 460-113049-1

SDG No.:

Client Sample ID: MW-49ML-XX | Lab Sample ID: 460-113049-13

Matrix: Water | Lab File ID: N93178.D

Analysis Method: 8260C SIM | Date Collected: 04/28/2016 11:05

Sample wt/vol: 5(mL) | Date Analyzed: 05/05/2016 14:50

Soil Aliquot Vol: | Dilution Factor: 1

Soil Extract Vol.: | GC Column: DB-624 ID: 0.18(mm)

% Moisture: | Level: (low/med) Low

Analysis Batch No.: 366397 | Units: ug/L

CAS NO.	COMPOUND NAME	RESULT	Q	RL	MDL
123-91-1	1,4-Dioxane	0.40	U	0.40	0.11

CAS NO.	SURROGATE	%REC	Q	LIMITS
17060-07-0	1,2-Dichloroethane-d4 (Surr)	110		60-132
460-00-4	4-Bromofluorobenzene	106		72-123

FORM I
GC/MS VOA ORGANICS ANALYSIS DATA SHEET

Lab Name: TestAmerica Edison | Job No.: 460-113049-1

SDG No.:

Client Sample ID: MW-46ML-XX | Lab Sample ID: 460-113049-14

Matrix: Water | Lab File ID: N93179.D

Analysis Method: 8260C SIM | Date Collected: 04/28/2016 12:00

Sample wt/vol: 5(mL) | Date Analyzed: 05/05/2016 15:34

Soil Aliquot Vol: | Dilution Factor: 1

Soil Extract Vol.: | GC Column: DB-624 ID: 0.18(mm)

% Moisture: | Level: (low/med) Low

Analysis Batch No.: 366397 | Units: ug/L

CAS NO.	COMPOUND NAME	RESULT	Q	RL	MDL
123-91-1	1,4-Dioxane	0.40	U	0.40	0.11

CAS NO.	SURROGATE	%REC	Q	LIMITS
17060-07-0	1,2-Dichloroethane-d4 (Surr)	119		60-132
460-00-4	4-Bromofluorobenzene	115		72-123

FORM I
GC/MS VOA ORGANICS ANALYSIS DATA SHEET

Lab Name: TestAmerica Edison | Job No.: 460-113049-1

SDG No.:

Client Sample ID: MW-46MI-XX | Lab Sample ID: 460-113049-15

Matrix: Water | Lab File ID: N93200.D

Analysis Method: 8260C SIM | Date Collected: 04/28/2016 13:10

Sample wt/vol: 5(mL) | Date Analyzed: 05/06/2016 03:31

Soil Aliquot Vol: | Dilution Factor: 1

Soil Extract Vol.: | GC Column: DB-624 ID: 0.18(mm)

% Moisture: | Level: (low/med) Low

Analysis Batch No.: 366546 | Units: ug/L

CAS NO.	COMPOUND NAME	RESULT	Q	RL	MDL
123-91-1	1,4-Dioxane	2.0		0.40	0.11

CAS NO.	SURROGATE	%REC	Q	LIMITS
17060-07-0	1,2-Dichloroethane-d4 (Surr)	101		60-132
460-00-4	4-Bromofluorobenzene	100		72-123

FORM I
GC/MS VOA ORGANICS ANALYSIS DATA SHEET

Lab Name: TestAmerica Edison
Job No.: 460-113049-1
SDG No.:
Client Sample ID: MW-35GL-XX
Lab Sample ID: 460-113049-16
Matrix: Water
Lab File ID: N93199.D
Analysis Method: 8260C SIM
Date Collected: 04/28/2016 17:15
Sample wt/vol: 5(mL)
Date Analyzed: 05/06/2016 03:06
Soil Aliquot Vol:
Dilution Factor: 1
Soil Extract Vol.:
GC Column: DB-624 ID: 0.18(mm)
% Moisture:
Level: (low/med) Low
Analysis Batch No.: 366546
Units: ug/L

CAS NO.	COMPOUND NAME	RESULT	Q	RL	MDL
123-91-1	1,4-Dioxane	4.3		0.40	0.11

CAS NO.	SURROGATE	%REC	Q	LIMITS
17060-07-0	1,2-Dichloroethane-d4 (Surr)	86		60-132
460-00-4	4-Bromofluorobenzene	102		72-123

FORM I
GC/MS VOA ORGANICS ANALYSIS DATA SHEET

Lab Name: TestAmerica Edison
Job No.: 460-113049-1
SDG No.:
Client Sample ID: QC-EB042916
Lab Sample ID: 460-113049-17
Matrix: Water
Lab File ID: N93198.D
Analysis Method: 8260C SIM
Date Collected: 04/29/2016 07:30
Sample wt/vol: 5(mL)
Date Analyzed: 05/06/2016 02:41
Soil Aliquot Vol:
Dilution Factor: 1
Soil Extract Vol.:
GC Column: DB-624 ID: 0.18(mm)
% Moisture:
Level: (low/med) Low
Analysis Batch No.: 366546
Units: ug/L

CAS NO.	COMPOUND NAME	RESULT	Q	RL	MDL
123-91-1	1,4-Dioxane	0.40	U	0.40	0.11

CAS NO.	SURROGATE	%REC	Q	LIMITS
17060-07-0	1,2-Dichloroethane-d4 (Surr)	106		60-132
460-00-4	4-Bromofluorobenzene	109		72-123

FORM I
GC/MS VOA ORGANICS ANALYSIS DATA SHEET

Lab Name: TestAmerica Edison
Job No.: 460-113049-1
SDG No.:
Client Sample ID: MW-33ML-XX
Lab Sample ID: 460-113049-18
Matrix: Water
Lab File ID: N93201.D
Analysis Method: 8260C SIM
Date Collected: 04/29/2016 11:00
Sample wt/vol: 5(mL)
Date Analyzed: 05/06/2016 03:56
Soil Aliquot Vol:
Dilution Factor: 1
Soil Extract Vol.:
GC Column: DB-624 ID: 0.18(mm)
% Moisture:
Level: (low/med) Low
Analysis Batch No.: 366546
Units: ug/L

CAS NO.	COMPOUND NAME	RESULT	Q	RL	MDL
123-91-1	1,4-Dioxane	1.7		0.40	0.11

CAS NO.	SURROGATE	%REC	Q	LIMITS
17060-07-0	1,2-Dichloroethane-d4 (Surr)	102		60-132
460-00-4	4-Bromofluorobenzene	106		72-123

FORM I
GC/MS VOA ORGANICS ANALYSIS DATA SHEET

Lab Name: TestAmerica Edison | Job No.: 460-113049-1

SDG No.:

Client Sample ID: SW-N13821-XX | Lab Sample ID: 460-113049-19

Matrix: Water | Lab File ID: N93202.D

Analysis Method: 8260C SIM | Date Collected: 04/29/2016 10:00

Sample wt/vol: 5(mL) | Date Analyzed: 05/06/2016 04:21

Soil Aliquot Vol: | Dilution Factor: 1

Soil Extract Vol.: | GC Column: DB-624 ID: 0.18(mm)

% Moisture: | Level: (low/med) Low

Analysis Batch No.: 366546 | Units: ug/L

CAS NO.	COMPOUND NAME	RESULT	Q	RL	MDL
123-91-1	1,4-Dioxane	0.40	U	0.40	0.11

CAS NO.	SURROGATE	%REC	Q	LIMITS
17060-07-0	1,2-Dichloroethane-d4 (Surr)	106		60-132
460-00-4	4-Bromofluorobenzene	102		72-123

FORM I
GC/MS VOA ORGANICS ANALYSIS DATA SHEET

Lab Name: TestAmerica Edison | Job No.: 460-113049-1

SDG No.:

Client Sample ID: SW-N13000-XX | Lab Sample ID: 460-113049-20

Matrix: Water | Lab File ID: N93203.D

Analysis Method: 8260C SIM | Date Collected: 04/29/2016 10:20

Sample wt/vol: 5(mL) | Date Analyzed: 05/06/2016 04:46

Soil Aliquot Vol: | Dilution Factor: 1

Soil Extract Vol.: | GC Column: DB-624 ID: 0.18(mm)

% Moisture: | Level: (low/med) Low

Analysis Batch No.: 366546 | Units: ug/L

CAS NO.	COMPOUND NAME	RESULT	Q	RL	MDL
123-91-1	1,4-Dioxane	0.40	U	0.40	0.11

CAS NO.	SURROGATE	%REC	Q	LIMITS
17060-07-0	1,2-Dichloroethane-d4 (Surr)	110		60-132
460-00-4	4-Bromofluorobenzene	103		72-123

FORM I
GC/MS VOA ORGANICS ANALYSIS DATA SHEET

Lab Name: TestAmerica Edison
Job No.: 460-113049-1
SDG No.:
Client Sample ID: SW-N5099-XX
Lab Sample ID: 460-113049-21
Matrix: Water
Lab File ID: N93204.D
Analysis Method: 8260C SIM
Date Collected: 04/29/2016 09:38
Sample wt/vol: 5(mL)
Date Analyzed: 05/06/2016 05:12
Soil Aliquot Vol:
Dilution Factor: 1
Soil Extract Vol.:
GC Column: DB-624 ID: 0.18(mm)
% Moisture:
Level: (low/med) Low
Analysis Batch No.: 366546
Units: ug/L

CAS NO.	COMPOUND NAME	RESULT	Q	RL	MDL
123-91-1	1,4-Dioxane	0.77		0.40	0.11

CAS NO.	SURROGATE	%REC	Q	LIMITS
17060-07-0	1,2-Dichloroethane-d4 (Surr)	105		60-132
460-00-4	4-Bromofluorobenzene	103		72-123

FORM I
HPLC/IC ORGANICS ANALYSIS DATA SHEET

Lab Name: TestAmerica Pittsburgh
Job No.: 460-113049-1
SDG No.:
Client Sample ID: QC-EB042716
Lab Sample ID: 460-113049-1
Matrix: Water
Lab File ID: A-ICS2100 A 05-05-2016-31.d
Analysis Method: 300.0
Date Collected: 04/27/2016 15:15
Extraction Method:
Date Extracted:
Sample wt/vol: 1(mL)
Date Analyzed: 05/05/2016 13:46
Con. Extract Vol.:
Dilution Factor: 1
Injection Volume: 25(mL)
GC Column: AS-18 ID:
% Moisture:
GPC Cleanup:(Y/N) N
Analysis Batch No.: 175328
Units: mg/L

CAS NO.	COMPOUND NAME	RESULT	Q	RL	MDL
24959-67-9	Bromide	0.0025	U	0.0025	0.00045

FORM I
HPLC/IC ORGANICS ANALYSIS DATA SHEET

Lab Name: TestAmerica Pittsburgh Job No.: 460-113049-1

SDG No.:

Client Sample ID: MW-45MI-XX Lab Sample ID: 460-113049-6

Matrix: Water Lab File ID: A-ICS2100 A 05-05-2016-18.d

Analysis Method: 300.0 Date Collected: 04/27/2016 19:35

Extraction Method: Date Extracted:

Sample wt/vol: 1(mL) Date Analyzed: 05/05/2016 10:00

Con. Extract Vol.: Dilution Factor: 1

Injection Volume: 25(mL) GC Column: AS-18 ID:

% Moisture: GPC Cleanup:(Y/N) N

Analysis Batch No.: 175328 Units: mg/L

CAS NO.	COMPOUND NAME	RESULT	Q	RL	MDL
24959-67-9	Bromide	0.051		0.0025	0.00045

FORM I
HPLC/IC ORGANICS ANALYSIS DATA SHEET

Lab Name: TestAmerica Pittsburgh
Job No.: 460-113049-1
SDG No.:
Client Sample ID: MW-45MU-XX
Lab Sample ID: 460-113049-7
Matrix: Water
Lab File ID: A-ICS2100 A 05-05-2016-22.d
Analysis Method: 300.0
Date Collected: 04/27/2016 17:10
Extraction Method:
Date Extracted:
Sample wt/vol: 1(mL)
Date Analyzed: 05/05/2016 11:10
Con. Extract Vol.:
Dilution Factor: 5
Injection Volume: 25(mL)
GC Column: AS-18 ID:
% Moisture:
GPC Cleanup:(Y/N) N
Analysis Batch No.: 175328
Units: mg/L

CAS NO.	COMPOUND NAME	RESULT	Q	RL	MDL
24959-67-9	Bromide	0.21		0.013	0.0023

FORM I
HPLC/IC ORGANICS ANALYSIS DATA SHEET

Lab Name: TestAmerica Pittsburgh Job No.: 460-113049-1

SDG No.:

Client Sample ID: QC-EB042816 Lab Sample ID: 460-113049-8

Matrix: Water Lab File ID: A-ICS2100 A 05-05-2016-32.d

Analysis Method: 300.0 Date Collected: 04/28/2016 07:30

Extraction Method: Date Extracted:

Sample wt/vol: 1(mL) Date Analyzed: 05/05/2016 14:03

Con. Extract Vol.: Dilution Factor: 1

Injection Volume: 25(mL) GC Column: AS-18 ID:

% Moisture: GPC Cleanup:(Y/N) N

Analysis Batch No.: 175328 Units: mg/L

CAS NO.	COMPOUND NAME	RESULT	Q	RL	MDL
24959-67-9	Bromide	0.0025	U	0.0025	0.00045

FORM I
HPLC/IC ORGANICS ANALYSIS DATA SHEET

Lab Name: TestAmerica Pittsburgh
Job No.: 460-113049-1
SDG No.:
Client Sample ID: MW-43MI-XX
Lab Sample ID: 460-113049-9
Matrix: Water
Lab File ID: A-ICS2100 A 05-05-2016-19.d
Analysis Method: 300.0
Date Collected: 04/28/2016 12:20
Extraction Method:
Date Extracted:
Sample wt/vol: 1(mL)
Date Analyzed: 05/05/2016 10:18
Con. Extract Vol.:
Dilution Factor: 1
Injection Volume: 25(mL)
GC Column: AS-18 ID:
% Moisture:
GPC Cleanup:(Y/N) N
Analysis Batch No.: 175328
Units: mg/L

CAS NO.	COMPOUND NAME	RESULT	Q	RL	MDL
24959-67-9	Bromide	0.096		0.0025	0.00045

FORM I
HPLC/IC ORGANICS ANALYSIS DATA SHEET

Lab Name: TestAmerica Pittsburgh Job No.: 460-113049-1

SDG No.:

Client Sample ID: MW-43MU-XX Lab Sample ID: 460-113049-10

Matrix: Water Lab File ID: A-ICS2100 A 05-05-2016-20.d

Analysis Method: 300.0 Date Collected: 04/28/2016 13:35

Extraction Method: Date Extracted:

Sample wt/vol: 1(mL) Date Analyzed: 05/05/2016 10:35

Con. Extract Vol.: Dilution Factor: 1

Injection Volume: 25(mL) GC Column: AS-18 ID:

% Moisture: GPC Cleanup:(Y/N) N

Analysis Batch No.: 175328 Units: mg/L

CAS NO.	COMPOUND NAME	RESULT	Q	RL	MDL
24959-67-9	Bromide	0.079		0.0025	0.00045

FORM I
HPLC/IC ORGANICS ANALYSIS DATA SHEET

Lab Name: TestAmerica Pittsburgh
Job No.: 460-113049-1
SDG No.:
Client Sample ID: IW-N5535-XX
Lab Sample ID: 460-113049-11
Matrix: Water
Lab File ID: A-ICS2100 A 05-09-2016-17.d
Analysis Method: 300.0
Date Collected: 04/28/2016 10:45
Extraction Method:
Date Extracted:
Sample wt/vol: 1(mL)
Date Analyzed: 05/09/2016 12:51
Con. Extract Vol.: 1.0(mL)
Dilution Factor: 5
Injection Volume: 25(mL)
GC Column: AS-18 ID:
% Moisture:
GPC Cleanup:(Y/N) N
Analysis Batch No.: 175603
Units: mg/L

CAS NO.	COMPOUND NAME	RESULT	Q	RL	MDL
24959-67-9	Bromide	0.18		0.013	0.0023

FORM I
HPLC/IC ORGANICS ANALYSIS DATA SHEET

Lab Name: TestAmerica Pittsburgh
Job No.: 460-113049-1
SDG No.:
Client Sample ID: MW-49MI-XX
Lab Sample ID: 460-113049-12
Matrix: Water
Lab File ID: A-ICS2100 A 05-09-2016-18.d
Analysis Method: 300.0
Date Collected: 04/28/2016 12:40
Extraction Method:
Date Extracted:
Sample wt/vol: 1(mL)
Date Analyzed: 05/09/2016 13:06
Con. Extract Vol.: 1.0(mL)
Dilution Factor: 5
Injection Volume: 25(mL)
GC Column: AS-18 ID:
% Moisture:
GPC Cleanup:(Y/N) N
Analysis Batch No.: 175603
Units: mg/L

CAS NO.	COMPOUND NAME	RESULT	Q	RL	MDL
24959-67-9	Bromide	0.18		0.013	0.0023

FORM I
HPLC/IC ORGANICS ANALYSIS DATA SHEET

Lab Name: TestAmerica Pittsburgh
Job No.: 460-113049-1
SDG No.:
Client Sample ID: MW-49ML-XX
Lab Sample ID: 460-113049-13
Matrix: Water
Lab File ID: A-ICS2100 A 05-05-2016-30.d
Analysis Method: 300.0
Date Collected: 04/28/2016 11:05
Extraction Method:
Date Extracted:
Sample wt/vol: 1(mL)
Date Analyzed: 05/05/2016 13:28
Con. Extract Vol.:
Dilution Factor: 1
Injection Volume: 25(mL)
GC Column: AS-18 ID:
% Moisture:
GPC Cleanup:(Y/N) N
Analysis Batch No.: 175328
Units: mg/L

CAS NO.	COMPOUND NAME	RESULT	Q	RL	MDL
24959-67-9	Bromide	0.075		0.0025	0.00045

FORM I
HPLC/IC ORGANICS ANALYSIS DATA SHEET

Lab Name: TestAmerica Pittsburgh Job No.: 460-113049-1

SDG No.:

Client Sample ID: MW-46ML-XX Lab Sample ID: 460-113049-14

Matrix: Water Lab File ID: A-ICS2100 A 05-05-2016-23.d

Analysis Method: 300.0 Date Collected: 04/28/2016 12:00

Extraction Method: Date Extracted:

Sample wt/vol: 1(mL) Date Analyzed: 05/05/2016 11:27

Con. Extract Vol.: Dilution Factor: 1

Injection Volume: 25(mL) GC Column: AS-18 ID:

% Moisture: GPC Cleanup:(Y/N) N

Analysis Batch No.: 175328 Units: mg/L

CAS NO.	COMPOUND NAME	RESULT	Q	RL	MDL
24959-67-9	Bromide	0.018		0.0025	0.00045

FORM I
HPLC/IC ORGANICS ANALYSIS DATA SHEET

Lab Name: TestAmerica Pittsburgh
Job No.: 460-113049-1
SDG No.:
Client Sample ID: MW-46MI-XX
Lab Sample ID: 460-113049-15
Matrix: Water
Lab File ID: A-ICS2100 A 05-05-2016-26.d
Analysis Method: 300.0
Date Collected: 04/28/2016 13:10
Extraction Method:
Date Extracted:
Sample wt/vol: 1(mL)
Date Analyzed: 05/05/2016 12:19
Con. Extract Vol.:
Dilution Factor: 1
Injection Volume: 25(mL)
GC Column: AS-18 ID:
% Moisture:
GPC Cleanup:(Y/N) N
Analysis Batch No.: 175328
Units: mg/L

CAS NO.	COMPOUND NAME	RESULT	Q	RL	MDL
24959-67-9	Bromide	0.063		0.0025	0.00045

FORM I
HPLC/IC ORGANICS ANALYSIS DATA SHEET

Lab Name: TestAmerica Pittsburgh Job No.: 460-113049-1

SDG No.:

Client Sample ID: QC-EB042916 Lab Sample ID: 460-113049-17

Matrix: Water Lab File ID: A-ICS2100 A 05-09-2016-14.d

Analysis Method: 300.0 Date Collected: 04/29/2016 07:30

Extraction Method: Date Extracted:

Sample wt/vol: 1(mL) Date Analyzed: 05/09/2016 11:27

Con. Extract Vol.: Dilution Factor: 1

Injection Volume: 25(mL) GC Column: AS-18 ID:

% Moisture: GPC Cleanup:(Y/N) N

Analysis Batch No.: 175603 Units: mg/L

CAS NO.	COMPOUND NAME	RESULT	Q	RL	MDL
24959-67-9	Bromide	0.0025	U	0.0025	0.00045

FORM I
HPLC/IC ORGANICS ANALYSIS DATA SHEET

Lab Name: TestAmerica Pittsburgh Job No.: 460-113049-1

SDG No.:

Client Sample ID: MW-33ML-XX Lab Sample ID: 460-113049-18

Matrix: Water Lab File ID: A-ICS2100 A 05-09-2016-7.d

Analysis Method: 300.0 Date Collected: 04/29/2016 11:00

Extraction Method: Date Extracted:

Sample wt/vol: 1(mL) Date Analyzed: 05/09/2016 09:19

Con. Extract Vol.: Dilution Factor: 1

Injection Volume: 25(mL) GC Column: AS-18 ID:

% Moisture: GPC Cleanup:(Y/N) N

Analysis Batch No.: 175603 Units: mg/L

CAS NO.	COMPOUND NAME	RESULT	Q	RL	MDL
24959-67-9	Bromide	0.14		0.0025	0.00045

FORM I
HPLC/IC ORGANICS ANALYSIS DATA SHEET

Lab Name: TestAmerica Pittsburgh
Job No.: 460-113049-1
SDG No.:
Client Sample ID: SW-N13821-XX
Lab Sample ID: 460-113049-19
Matrix: Water
Lab File ID: A-ICS2100 A 05-09-2016-8.d
Analysis Method: 300.0
Date Collected: 04/29/2016 10:00
Extraction Method:
Date Extracted:
Sample wt/vol: 1(mL)
Date Analyzed: 05/09/2016 09:35
Con. Extract Vol.:
Dilution Factor: 1
Injection Volume: 25(mL)
GC Column: AS-18 ID:
% Moisture:
GPC Cleanup:(Y/N) N
Analysis Batch No.: 175603
Units: mg/L

CAS NO.	COMPOUND NAME	RESULT	Q	RL	MDL
24959-67-9	Bromide	0.13		0.0025	0.00045

FORM I
HPLC/IC ORGANICS ANALYSIS DATA SHEET

Lab Name: TestAmerica Pittsburgh
Job No.: 460-113049-1
SDG No.:
Client Sample ID: SW-N13000-XX
Lab Sample ID: 460-113049-20
Matrix: Water
Lab File ID: A-ICS2100 A 05-09-2016-9.d
Analysis Method: 300.0
Date Collected: 04/29/2016 10:20
Extraction Method:
Date Extracted:
Sample wt/vol: 1(mL)
Date Analyzed: 05/09/2016 09:50
Con. Extract Vol.:
Dilution Factor: 1
Injection Volume: 25(mL)
GC Column: AS-18 ID:
% Moisture:
GPC Cleanup:(Y/N) N
Analysis Batch No.: 175603
Units: mg/L

CAS NO.	COMPOUND NAME	RESULT	Q	RL	MDL
24959-67-9	Bromide	0.14		0.0025	0.00045

FORM I
HPLC/IC ORGANICS ANALYSIS DATA SHEET

Lab Name: TestAmerica Pittsburgh Job No.: 460-113049-1

SDG No.:

Client Sample ID: SW-N5099-XX Lab Sample ID: 460-113049-21

Matrix: Water Lab File ID: A-ICS2100 A 05-09-2016-13.d

Analysis Method: 300.0 Date Collected: 04/29/2016 09:38

Extraction Method: Date Extracted:

Sample wt/vol: 1(mL) Date Analyzed: 05/09/2016 11:09

Con. Extract Vol.: Dilution Factor: 1

Injection Volume: 25(mL) GC Column: AS-18 ID:

% Moisture: GPC Cleanup:(Y/N) N

Analysis Batch No.: 175603 Units: mg/L

CAS NO.	COMPOUND NAME	RESULT	Q	RL	MDL
24959-67-9	Bromide	0.045		0.0025	0.00045

1B-IN
INORGANIC ANALYSIS DATA SHEET
GENERAL CHEMISTRY

Client Sample ID: QC-EB042716
Lab Sample ID: 460-113049-1
Lab Name: TestAmerica Edison
Job No.: 460-113049-1
SDG ID.:
Matrix: Water
Date Sampled: 04/27/2016 15:15
Reporting Basis: WET
Date Received: 04/29/2016 17:50

CAS No.	Analyte	Result	RL	MDL	Units	C	Q	DIL	Method
16887-00-6	Chloride	1.5	5.0	0.84	mg/L	J		1	SM 4500 Cl- B

1B-IN
INORGANIC ANALYSIS DATA SHEET
GENERAL CHEMISTRY

Client Sample ID: MW-45MI-XX
Lab Sample ID: 460-113049-6
Lab Name: TestAmerica Edison
Job No.: 460-113049-1
SDG ID.:
Matrix: Water
Date Sampled: 04/27/2016 19:35
Reporting Basis: WET
Date Received: 04/29/2016 17:50

CAS No.	Analyte	Result	RL	MDL	Units	C	Q	DIL	Method
16887-00-6	Chloride	21.0	5.0	0.84	mg/L			1	SM 4500 Cl- B

1B-IN
INORGANIC ANALYSIS DATA SHEET
GENERAL CHEMISTRY

Client Sample ID: MW-45MU-XX
Lab Sample ID: 460-113049-7
Lab Name: TestAmerica Edison
Job No.: 460-113049-1
SDG ID.:
Matrix: Water
Date Sampled: 04/27/2016 17:10
Reporting Basis: WET
Date Received: 04/29/2016 17:50

CAS No.	Analyte	Result	RL	MDL	Units	C	Q	DIL	Method
16887-00-6	Chloride	100	20.0	3.4	mg/L			4	SM 4500 Cl- B

1B-IN
INORGANIC ANALYSIS DATA SHEET
GENERAL CHEMISTRY

Client Sample ID: QC-EB042816
Lab Sample ID: 460-113049-8
Lab Name: TestAmerica Edison
Job No.: 460-113049-1
SDG ID.:
Matrix: Water
Date Sampled: 04/28/2016 07:30
Reporting Basis: WET
Date Received: 04/29/2016 17:50

CAS No.	Analyte	Result	RL	MDL	Units	C	Q	DIL	Method
16887-00-6	Chloride	1.5	5.0	0.84	mg/L	J		1	SM 4500 Cl- B

1B-IN
INORGANIC ANALYSIS DATA SHEET
GENERAL CHEMISTRY

Client Sample ID: MW-43MI-XX
Lab Sample ID: 460-113049-9
Lab Name: TestAmerica Edison
Job No.: 460-113049-1
SDG ID.:
Matrix: Water
Date Sampled: 04/28/2016 12:20
Reporting Basis: WET
Date Received: 04/29/2016 17:50

CAS No.	Analyte	Result	RL	MDL	Units	C	Q	DIL	Method
16887-00-6	Chloride	34.0	5.0	0.84	mg/L			1	SM 4500 Cl- B

1B-IN
INORGANIC ANALYSIS DATA SHEET
GENERAL CHEMISTRY

Client Sample ID: MW-43MU-XX
Lab Sample ID: 460-113049-10
Lab Name: TestAmerica Edison
Job No.: 460-113049-1
SDG ID.:
Matrix: Water
Date Sampled: 04/28/2016 13:35
Reporting Basis: WET
Date Received: 04/29/2016 17:50

CAS No.	Analyte	Result	RL	MDL	Units	C	Q	DIL	Method
16887-00-6	Chloride	12.5	5.0	0.84	mg/L			1	SM 4500 Cl- B

1B-IN
INORGANIC ANALYSIS DATA SHEET
GENERAL CHEMISTRY

Client Sample ID: IW-N5535-XX
Lab Sample ID: 460-113049-11
Lab Name: TestAmerica Edison
Job No.: 460-113049-1
SDG ID.:
Matrix: Water
Date Sampled: 04/28/2016 10:45
Reporting Basis: WET
Date Received: 04/29/2016 17:50

CAS No.	Analyte	Result	RL	MDL	Units	C	Q	DIL	Method
16887-00-6	Chloride	70.0	5.0	0.84	mg/L			1	SM 4500 Cl- B

1B-IN
INORGANIC ANALYSIS DATA SHEET
GENERAL CHEMISTRY

Client Sample ID: MW-49MI-XX
Lab Sample ID: 460-113049-12
Lab Name: TestAmerica Edison
Job No.: 460-113049-1
SDG ID.:
Matrix: Water
Date Sampled: 04/28/2016 12:40
Reporting Basis: WET
Date Received: 04/29/2016 17:50

CAS No.	Analyte	Result	RL	MDL	Units	C	Q	DIL	Method
16887-00-6	Chloride	61.5	5.0	0.84	mg/L			1	SM 4500 Cl- B

1B-IN
INORGANIC ANALYSIS DATA SHEET
GENERAL CHEMISTRY

Client Sample ID: MW-49ML-XX
Lab Sample ID: 460-113049-13
Lab Name: TestAmerica Edison
Job No.: 460-113049-1
SDG ID.:
Matrix: Water
Date Sampled: 04/28/2016 11:05
Reporting Basis: WET
Date Received: 04/29/2016 17:50

CAS No.	Analyte	Result	RL	MDL	Units	C	Q	DIL	Method
16887-00-6	Chloride	18.5	5.0	0.84	mg/L			1	SM 4500 Cl- B

1B-IN
INORGANIC ANALYSIS DATA SHEET
GENERAL CHEMISTRY

Client Sample ID: MW-46ML-XX
Lab Sample ID: 460-113049-14
Lab Name: TestAmerica Edison
Job No.: 460-113049-1
SDG ID.:
Matrix: Water
Date Sampled: 04/28/2016 12:00
Reporting Basis: WET
Date Received: 04/29/2016 17:50

CAS No.	Analyte	Result	RL	MDL	Units	C	Q	DIL	Method
16887-00-6	Chloride	7.0	5.0	0.84	mg/L			1	SM 4500 Cl- B

1B-IN
INORGANIC ANALYSIS DATA SHEET
GENERAL CHEMISTRY

Client Sample ID: MW-46MI-XX
Lab Sample ID: 460-113049-15
Lab Name: TestAmerica Edison
Job No.: 460-113049-1
SDG ID.:
Matrix: Water
Date Sampled: 04/28/2016 13:10
Reporting Basis: WET
Date Received: 04/29/2016 17:50

CAS No.	Analyte	Result	RL	MDL	Units	C	Q	DIL	Method
16887-00-6	Chloride	20.0	5.0	0.84	mg/L			1	SM 4500 Cl- B

1B-IN
INORGANIC ANALYSIS DATA SHEET
GENERAL CHEMISTRY

Client Sample ID: QC-EB042916
Lab Sample ID: 460-113049-17
Lab Name: TestAmerica Edison
Job No.: 460-113049-1
SDG ID.:
Matrix: Water
Date Sampled: 04/29/2016 07:30
Reporting Basis: WET
Date Received: 04/29/2016 17:50

CAS No.	Analyte	Result	RL	MDL	Units	C	Q	DIL	Method
16887-00-6	Chloride	1.5	5.0	0.84	mg/L	J		1	SM 4500 Cl- B

1B-IN
INORGANIC ANALYSIS DATA SHEET
GENERAL CHEMISTRY

Client Sample ID: MW-33ML-XX
Lab Sample ID: 460-113049-18
Lab Name: TestAmerica Edison
Job No.: 460-113049-1
SDG ID.:
Matrix: Water
Date Sampled: 04/29/2016 11:00
Reporting Basis: WET
Date Received: 04/29/2016 17:50

CAS No.	Analyte	Result	RL	MDL	Units	C	Q	DIL	Method
16887-00-6	Chloride	125	10.0	1.7	mg/L			2	SM 4500 Cl- B

1B-IN
INORGANIC ANALYSIS DATA SHEET
GENERAL CHEMISTRY

Client Sample ID: SW-N13821-XX
Lab Sample ID: 460-113049-19
Lab Name: TestAmerica Edison
Job No.: 460-113049-1
SDG ID.:
Matrix: Water
Date Sampled: 04/29/2016 10:00
Reporting Basis: WET
Date Received: 04/29/2016 17:50

CAS No.	Analyte	Result	RL	MDL	Units	C	Q	DIL	Method
16887-00-6	Chloride	48.5	5.0	0.84	mg/L			1	SM 4500 Cl- B

1B-IN
INORGANIC ANALYSIS DATA SHEET
GENERAL CHEMISTRY

Client Sample ID: SW-N13000-XX
Lab Sample ID: 460-113049-20
Lab Name: TestAmerica Edison
Job No.: 460-113049-1
SDG ID.:
Matrix: Water
Date Sampled: 04/29/2016 10:20
Reporting Basis: WET
Date Received: 04/29/2016 17:50

CAS No.	Analyte	Result	RL	MDL	Units	C	Q	DIL	Method
16887-00-6	Chloride	36.0	5.0	0.84	mg/L			1	SM 4500 Cl- B

1B-IN
INORGANIC ANALYSIS DATA SHEET
GENERAL CHEMISTRY

Client Sample ID: SW-N5099-XX
Lab Sample ID: 460-113049-21
Lab Name: TestAmerica Edison
Job No.: 460-113049-1
SDG ID.:
Matrix: Water
Date Sampled: 04/29/2016 09:38
Reporting Basis: WET
Date Received: 04/29/2016 17:50

CAS No.	Analyte	Result	RL	MDL	Units	C	Q	DIL	Method
16887-00-6	Chloride	32.5	5.0	0.84	mg/L			1	SM 4500 Cl- B

3-IN
METHOD BLANK
GENERAL CHEMISTRY

Lab Name: TestAmerica Edison Job No.: 460-113049-1

SDG No.:

Method	Lab Sample ID	Analyte	Result	Qual	Units	RL	Dil
Batch ID: 367317 Date: 05/10/2016 16:00							
SM 4500 Cl- B	MB 460-367317/1	Chloride	5.0	U	mg/L	5.0	1

FORM III-IN

Appendix C

Support Documentation

CASE NARRATIVE

Client: Tetra Tech GEO

Project: LMC-Great Neck

Report Number: 460-113049-1

This case narrative is in the form of an exception report, where only the anomalies related to this report, method specific performance and/or QA/QC issues are discussed. If there are no issues to report, this narrative will include a statement that documents that there are no relevant data issues.

It should be noted that samples with elevated Reporting Limits (RLs) as a result of a dilution may not be able to satisfy customer reporting limits in some cases. Such increases in the RLs are unavoidable but acceptable consequence of sample dilution that enables quantification of target analytes or interferences which exceed the calibration range of the instrument.

Calculations are performed before rounding to avoid round-off errors in calculated results.

All holding times were met and proper preservation noted for the methods performed on these samples, unless otherwise detailed in the individual sections below.

RECEIPT
The samples were received on 4/29/2016 5:50 PM; the samples arrived in good condition, properly preserved and, where required, on ice. The temperatures of the 2 coolers at receipt time were 2.0º C and 2.2º C.

Note: All samples which require thermal preservation are considered acceptable if the arrival temperature is within 2C of the required temperature or method specified range. For samples with a specified temperature of 4C, samples with a temperature ranging from just above freezing temperature of water to 6C shall be acceptable. Samples that are hand delivered immediately following collection may not meet these criteria, however they will be deemed acceptable according to NELAC standards, if there is evidence that the chilling process has begun, such as arrival on ice, etc.

VOLATILE ORGANIC COMPOUNDS (GC-MS) - SELECTED ION MODE (SIM)
Samples QC-EB042716 (460-113049-1), QC-TB042716-02 (460-113049-2), MW-45MI-XX (460-113049-6), MW-45MU-XX (460-113049-7), QC-EB042816 (460-113049-8), MW-43MI-XX (460-113049-9), MW-43MU-XX (460-113049-10), IW-N5535-XX (460-113049-11), MW-49MI-XX (460-113049-12), MW-49ML-XX (460-113049-13), MW-46ML-XX (460-113049-14), MW-46MI-XX (460-113049-15), MW-35GL-XX (460-113049-16), QC-EB042916 (460-113049-17), MW-33ML-XX (460-113049-18), SW-N13821-XX (460-113049-19), SW-N13000-XX (460-113049-20) and SW-N5099-XX (460-113049-21) were analyzed for volatile organic compounds (GC-MS) - Selected Ion Mode (SIM) in accordance with EPA SW-846 Method 8260B SIM. The samples were analyzed on 05/04/2016, 05/05/2016 and 05/06/2016.

No difficulties were encountered during the volatile organic compounds (GC-MS) - Selected Ion Mode (SIM) analysis.

All quality control parameters were within the acceptance limits.

CLP VOLATILES (LL)
Samples QC-EB042716 (460-113049-1), QC-TB042716-02 (460-113049-2), MW-51ML-XX (460-113049-3), MW-51MI-XX (460-113049-4), IW-N2169-XX (460-113049-5), MW-45MI-XX (460-113049-6), MW-45MU-XX (460-113049-7), QC-EB042816 (460-113049-8), MW-43MI-XX (460-113049-9), MW-43MU-XX (460-113049-10), IW-N5535-XX (460-113049-11), MW-49MI-XX (460-113049-12), MW-49ML-XX (460-113049-13), MW-46ML-XX (460-113049-14), MW-46MI-XX (460-113049-15), MW-35GL-XX (460-113049-16), QC-EB042916 (460-113049-17), MW-33ML-XX (460-113049-18), SW-N13821-XX (460-113049-19), SW-N13000-XX (460-113049-20) and SW-N5099-XX (460-113049-21) were analyzed for CLP volatiles (LL) in accordance with OLM04.2 Method Volatiles (Low Level - LL). The samples were analyzed on 05/04/2016, 05/05/2016 and 05/07/2016.

The continuing calibration verification (CCV) associated with batch 460-366326 recovered outside control limits for Bromomethane. The samples associated with this CCV were non-detects for the affected analyte; therefore, the data have been reported.

The continuing calibration verification (CCV) associated with batch 460-366098 recovered outside control limits for Bromomethane. The samples associated with this CCV were non-detects for the affected analyte; therefore, the data have been reported.

The continuing calibration verification (CCV) associated with batch 460-366765 recovered outside control limits for Bromomethane. The samples associated with this CCV were non-detects for the affected analytes; therefore, the data have been reported.

Freon 115 failed the recovery criteria low for the MS of sample 460-113008-10 in batch 460-366098.

Refer to the QC report for details.

Samples MW-46MI-XX (460-113049-15)[5X], MW-35GL-XX (460-113049-16)[5X] and MW-35GL-XX (460-113049-16)[50X] required dilution prior to analysis. The reporting limits have been adjusted accordingly.

The following samples were diluted to bring the concentration of target analytes within the calibration range: MW-46MI-XX (460-113049-15) and MW-35GL-XX (460-113049-16). Elevated reporting limits (RLs) are provided.

The following sample was diluted due to the abundance of target analytes: MW-35GL-XX (460-113049-16). Elevated reporting limits (RLs) are provided.

No other difficulties were encountered during the volatiles analysis.

All other quality control parameters were within the acceptance limits.

CHLORIDE

Samples QC-EB042716 (460-113049-1), MW-45MI-XX (460-113049-6), MW-45MU-XX (460-113049-7), QC-EB042816 (460-113049-8), MW-43MI-XX (460-113049-9), MW-43MU-XX (460-113049-10), IW-N5535-XX (460-113049-11), MW-49MI-XX (460-113049-12), MW-49ML-XX (460-113049-13), MW-46ML-XX (460-113049-14), MW-46MI-XX (460-113049-15), QC-EB042916 (460-113049-17), MW-33ML-XX (460-113049-18), SW-N13821-XX (460-113049-19), SW-N13000-XX (460-113049-20) and SW-N5099-XX (460-113049-21) were analyzed for chloride in accordance with SM 4500 CL B. The samples were analyzed on 05/10/2016.

Samples MW-45MU-XX (460-113049-7)[4X] and MW-33ML-XX (460-113049-18)[2X] required dilution prior to analysis. The reporting limits have been adjusted accordingly.

No difficulties were encountered during the chloride analysis.

All quality control parameters were within the acceptance limits.

ANIONS, ION CHROMATOGRAPHY

Samples QC-EB042716 (460-113049-1), MW-45MI-XX (460-113049-6), MW-45MU-XX (460-113049-7), QC-EB042816 (460-113049-8), MW-43MI-XX (460-113049-9), MW-43MU-XX (460-113049-10), IW-N5535-XX (460-113049-11), MW-49MI-XX (460-113049-12), MW-49ML-XX (460-113049-13), MW-46ML-XX (460-113049-14), MW-46MI-XX (460-113049-15), QC-EB042916 (460-113049-17), MW-33ML-XX (460-113049-18), SW-N13821-XX (460-113049-19), SW-N13000-XX (460-113049-20) and SW-N5099-XX (460-113049-21) were analyzed for Anions, Ion Chromatography in accordance with EPA Method 300.0_28D Anions by Ion Chromatograph (Low Level - LL). The samples were analyzed on 05/05/2016 and 05/09/2016.

Samples MW-45MU-XX (460-113049-7)[5X], IW-N5535-XX (460-113049-11)[5X] and MW-49MI-XX (460-113049-12)[5X] required dilution prior to analysis. The reporting limits have been adjusted accordingly.

No difficulties were encountered during the Anions, Ion Chromatography analysis.

All quality control parameters were within the acceptance limits.

Sample Summary

Client: Tetra Tech GEO
Project/Site: LMC-Great Neck

TestAmerica Job ID: 460-113049-1

Lab Sample ID	Client Sample ID	Matrix	Collected	Received
460-113049-1	QC-EB042716	Water	04/27/16 15:15	04/29/16 17:50
460-113049-2	QC-TB042716-02	Water	04/27/16 15:15	04/29/16 17:50
460-113049-3	MW-51ML-XX	Water	04/27/16 17:40	04/29/16 17:50
460-113049-4	MW-51MI-XX	Water	04/27/16 16:25	04/29/16 17:50
460-113049-5	IW-N2169-XX	Water	04/29/16 08:45	04/29/16 17:50
460-113049-6	MW-45MI-XX	Water	04/27/16 19:35	04/29/16 17:50
460-113049-7	MW-45MU-XX	Water	04/27/16 17:10	04/29/16 17:50
460-113049-8	QC-EB042816	Water	04/28/16 07:30	04/29/16 17:50
460-113049-9	MW-43MI-XX	Water	04/28/16 12:20	04/29/16 17:50
460-113049-10	MW-43MU-XX	Water	04/28/16 13:35	04/29/16 17:50
460-113049-11	IW-N5535-XX	Water	04/28/16 10:45	04/29/16 17:50
460-113049-12	MW-49MI-XX	Water	04/28/16 12:40	04/29/16 17:50
460-113049-13	MW-49ML-XX	Water	04/28/16 11:05	04/29/16 17:50
460-113049-14	MW-46ML-XX	Water	04/28/16 12:00	04/29/16 17:50
460-113049-15	MW-46MI-XX	Water	04/28/16 13:10	04/29/16 17:50
460-113049-16	MW-35GL-XX	Water	04/28/16 17:15	04/29/16 17:50
460-113049-17	QC-EB042916	Water	04/29/16 07:30	04/29/16 17:50
460-113049-18	MW-33ML-XX	Water	04/29/16 11:00	04/29/16 17:50
460-113049-19	SW-N13821-XX	Water	04/29/16 10:00	04/29/16 17:50
460-113049-20	SW-N13000-XX	Water	04/29/16 10:20	04/29/16 17:50
460-113049-21	SW-N5099-XX	Water	04/29/16 09:38	04/29/16 17:50

Method Summary

Client: Tetra Tech GEO
Project/Site: LMC-Great Neck

TestAmerica Job ID: 460-113049-1

Method	Method Description	Protocol	Laboratory
8260C SIM	Volatile Organic Compounds (GC/MS)	SW846	TAL EDI
OLM04.2/VOL	Volatile Organic Compounds (GC/MS)	OLM04.2	TAL EDI
300.0	Anions, Ion Chromatography	MCAWW	TAL PIT
SM 4500 Cl- B	Chloride	SM	TAL EDI

Protocol References:

MCAWW = "Methods For Chemical Analysis Of Water And Wastes", EPA-600/4-79-020, March 1983 And Subsequent Revisions.
OLM04.2 = "Statement of Work for Organic Analysis", Multi-Media, Multi-Concentration September 1998
SM = "Standard Methods For The Examination Of Water And Wastewater",
SW846 = "Test Methods For Evaluating Solid Waste, Physical/Chemical Methods", Third Edition, November 1986 And Its Updates.

Laboratory References:

TAL EDI = TestAmerica Edison, 777 New Durham Road, Edison, NJ 08817, TEL (732)549-3900
TAL PIT = TestAmerica Pittsburgh, 301 Alpha Drive, RIDC Park, Pittsburgh, PA 15238, TEL (412)963-7058

TestAmerica

THE LEADER IN ENVIRONMENTAL TESTING

CHAIN OF CUST

460-113049 Chain of Custody

777 New Durham Road
Edison, New Jersey 08817
Phone: (732) 549-3900 Fax: (732) 549-3679

Name (for report and invoice) STEVE FELDMANN	Samplers Name (Printed) A. KELLY, J. BUK, R. WAGNER	Site/Project Identification LMC - GREAT NECK
Company TETRA TECH	P. O. #	State (Location of site): NJ: ☐ NY: ☒ Other:
		Regulatory Program: DKQP: ☐
Address 255 ROUTE 22 E, SUITE 104E	Analysis Turnaround Time: Standard ☒	LAB USE ONLY Project No:
City WHITEHOUSE STATION State NJ	Rush Charges Authorized For: 2 Week ☐ 1 Week ☐ Other ☐	Job No: 113049
Phone (908) 534-2303 Fax		

ANALYSIS REQUESTED (ENTER "X" BELOW TO INDICATE REQUEST)

Sample Identification	Date	Time	Matrix	No. of Cont.	TCL VOCs + TTLC Freons (Colum Ch. 2)	Bromide (EPA 300.0)	Chloride (SM4500)	1,4-Dioxane (8260C)	TCE	PCE	Cis-1,2-DCE	Freon 113				Sample Numbers
QC-EB042716	4/27/16	1515	GW	5	X	X	X	X								-1
QC-TB042716-02	4/27/16	—	GW	3	X			X								-2
MW-51ML-XX	4/27/16	1740	GW	4					X	X	X	X				-3
MW-51MI-XX	4/27/16	1625	GW	4					X	X	X	X				-4
LW-N2169-XX	4/29/16	0845	GW	4					X	X	X	X				-5
MW-45MI-XX	4/27/16	1435	GW	6	X	X	X	X								-6
MW-45MU-XX	4/27/16	1710	GW	6	X	X	X	X								-7
QC-EB042816	4/28/16	0730	GW	5	X	X	X	X								-8
MW-43MI-XX	4/28/16	1220	GW	6	X	X	X	X								-9
MW-43MU-XX	4/28/16	1335	GW	6	X	X	X	X								-10
Preservation Used: 1 = ICE, 2 = HCl, 3 = H_2SO_4, 4 = HNO_3, 5 = NaOH				Soil:												
6 = Other _____, 7 = Other _____				Water:												

Special Instructions _____ Water Metals Filtered (Yes/No)? _____

Relinquished by	Company	Date / Time	Received by	Company
1)	TETRA TECH	4/29/16 1505	1)	TA
Relinquished by 2)	Company T. A	Date / Time 4/29/16 / 1750	Received by 2)	Company TA 6d 4/29/16 1750
Relinquished by 3)	Company	Date / Time	Received by 3)	Company
Relinquished by 4)	Company	Date / Time	Received by 4)	Company

SUB Work

Laboratory Cert. New Jersey (12028), New York (11452), Pennsylvania (68-522), Connecticut (PH-0200), Rhode Island (132). TAL - 0016 (0715)

Massachusetts (M-NJ312), North Carolina (No. 578) 1.0/2.0 1.2/2.2 IR # 6 N.C.

777 New Durham Road
Edison, New Jersey 08817
Phone: (732) 549-3900 Fax: (732) 549-3679

TestAmerica
THE LEADER IN ENVIRONMENTAL TESTING

CHAIN OF CUSTODY / ANALYSIS REQUEST

Name (for report and invoice): STEVE FELDMANN	Samplers Name (Printed): A. KELLY, J. BYLK, R. WAGNER	Site/Project Identification: LMC – GREAT NECK
Company: TETRA TECH	P. O. #:	State (Location of site): NJ: ☐ NY: ☒ Other:
		Regulatory Program: DKQP: ☐
Address: 295 ROUTE 22E, SUITE 104E	Analysis Turnaround Time: Standard ☒	LAB USE ONLY Project No:
City: WHITEHOUSE STATION, State: NJ	Rush Charges Authorized For: 2 Week ☐ 1 Week ☐ Other ☐	Job No: 113049
Phone: (908) 534-2303 Fax:		

ANALYSIS REQUESTED (ENTER "X" BELOW TO INDICATE REQUEST)

Sample Identification	Date	Time	Matrix	No. of Cont.	TPH VOCs + TTLG + FACON (OWA 04-7)	BROMIDE (EPA 300.0)	CHLORIDE (SM4500)	1,4-DIOXANE (8260C)							Sample Numbers
IW – N5535 – XX	4/28/16	1045	GW	6	X	X	X	X							-11
MW – 49MI – XX	4/28/16	1240	GW	6	X	X	X	X							-12
MW – 49ML – XX	4/28/16	1105	GW	6	X	X	X	X							-13
MW – 46ML – XX	4/28/16	1200	GW	6	X	X	X	X							-14
MW – 46MI – XX	4/28/16	1310	GW	6	X	X	X	X							-15
MW – 35GL – XX	4/28/16	1715	GW	4	X			X							-16
QC – EB042916	4/29/16	0730	GW	5	X	X	X	X							-17
MW – 33ML – XX	4/29/16	1100	GW	6	X	X	X	X							-18
SW – N13871 – XX	4/29/16	1000	GW	6	X	X	X	X							-19
SW – N13000 – XX	4/29/16	1020	GW	6	X	X	X	X							-20

Preservation Used: 1 = ICE, 2 = HCl, 3 = H_2SO_4, 4 = HNO_3, 5 = NaOH
6 = Other _____, 7 = Other _____

Soil:
Water:

Special Instructions _____ Water Metals Filtered (Yes/No)? _____

Relinquished by	Company	Date / Time	Received by	Company
[signature]	TETRA TECH	4/29/16 1500	1) [signature]	TA
Relinquished by 2) [signature]	Company [signature]	Date / Time 4/29/16 1715	Received by 2) [signature]	Company TA 4/29/16 1750
Relinquished by 3)	Company	Date / Time	Received by 3)	Company
Relinquished by 4)	Company	Date / Time	Received by 4)	Company

Laboratory Certifications: New Jersey (12028), New York (11452), Pennsylvania (68-522), Connecticut (PH-0200), Rhode Island (132).
Massachusetts (M-NJ312), North Carolina (No. 578)

TAL - 0016 (0715)

777 New Durham Road
Edison, New Jersey 08817
Phone: (732) 549-3900 Fax: (732) 549-3679

TestAmerica
THE LEADER IN ENVIRONMENTAL TESTING

CHAIN OF CUSTODY / ANALYSIS REQUEST

Name (for report and invoice): STEVE FECOVANN
Samplers Name (Printed): A. KELLY, J. Ryk, R. WAGNER
Site/Project Identification: LMC - GW
Company: TETRA TECH
P. O. #:
State (Location of site): NJ: ☐ NY: ☐ Other:
Regulatory Program:
DKQP: ☐
Address: 255 ROUTE 22E, SUITE 104E
City: WHITEHOUSE STATION State: NJ
Phone: (908) 534-2303 Fax:

Analysis Turnaround Time
Standard ☒
Rush Charges Authorized For:
2 Week ☐
1 Week ☐
Other ☐

LAB USE ONLY
Project No:
Job No: 113449

Sample Identification	Date	Time	Matrix	No. of. Cont.	TCL VOCs + TICs (SW 624)	Bromide (EPA 300.0)	Chloride (SM4500)	1,4-Dioxane (8260C)							Sample Numbers
SW-N5019-XX	4/29/16	0:38	GW	6	X	X	X	X							21

Preservation Used: 1 = ICE, 2 = HCl, 3 = H_2SO_4, 4 = HNO_3, 5 = NaOH
6 = Other _____, 7 = Other _____
Soil:
Water:

Special Instructions

Water Metals Filtered (Yes/No)? _____

Relinquished by	Company	Date / Time	Received by	Company
1)	TETRA TECH	4/29/16 1525	1)	TA
Relinquished by 2)	Company T D	Date / Time 4/29/16 17:50	Received by 2)	Company TA 4/29/16 17:50
Relinquished by 3)	Company	Date / Time	Received by 3)	Company
Relinquished by 4)	Company	Date / Time	Received by 4)	Company

Laboratory Certifications: New Jersey (12028), New York (11452), Pennsylvania (68-522), Connecticut (PH-0200), Rhode Island (132).
Massachusetts (M-NJ312), North Carolina (No. 578)

TAL - 0016 (0715)

TestAmerica Edison
Receipt Temperature and pH Log

Job Number: 113049

Number of Coolers: 2 IR Gun # 6

Cooler Temperatures

	RAW	CORRECTED		RAW	CORRECTED		RAW	CORRECTED
Cooler #1:	1.0 °C	2.0 °C	Cooler #4:	°C	°C	Cooler #7:	°C	°C
Cooler #2:	1.2 °C	2.2 °C	Cooler #5:	°C	°C	Cooler #8:	°C	°C
Cooler #3:	°C	°C	Cooler #6:	°C	°C	Cooler #9:	°C	°C

TALS Sample Number	Ammonia (pH<2)	COD (pH<2)	Nitrate Nitrite (pH<2)	Metals* (pH<2)	Hardness (pH<2)	Pest (pH 5-9)	EPH or QAM (pH<2)	Phenols (pH<2)	Sulfide (pH>9)	TKN (pH<2)	TOC (pH<2)	Total Cyanide (pH>12)	Total Phos (pH<2)	Other	Other

If pH adjustments are required record the information below:

Sample No(s). adjusted: _____

Preservative Name/Conc.: _____ Volume of Preservative used (ml): _____

Lot # of Preservative(s): _____ Expiration Date: _____

The appropriate Project Manager and Department Manager should be notified about the samples which were pH adjusted.

**Samples for Metal analysis which are out of compliance must be acidified at least 24 hours prior to analysis.*

Initials: _____ Date: 4/28/16

TestAmerica Edison
777 New Durham Road
Edison, NJ 08817
Phone (732) 549-3900 Fax (732) 549-3679

Chain of Custody Record

460-113049 Chain of Custody

stAmerica
LEADER IN ENVIRONMENTAL TESTING

Client Information (Sub Contract Lab)	Sampler:	Lab PM: Meidhof, Marie A	5368.1
Client Contact: Shipping/Receiving	Phone:	E-Mail: marie.meidhof@testamericainc.com	Page: Page 1 of 2
Company: TestAmerica Laboratories, Inc.			Job #: 460-113049-1
Address: 301 Alpha Drive, RIDC Park,	Due Date Requested: 5/11/2016		
City: Pittsburgh	TAT Requested (days):		
State, Zip: PA, 15238			
Phone: 412-963-7058(Tel) 412-963-2468(Fax)	PO #:		
Email:	WO #:		
Project Name: LMC-Great Neck	Project #: 46018731		
Site:	SSOW#:		

Analysis Requested

Preservation Codes:

A - HCL, B - NaOH, C - Zn Acetate, D - Nitric Acid, E - NaHSO4, F - MeOH, G - Amchlor, H - Ascorbic Acid, I - Ice, J - DI Water, K - EDTA, L - EDA, M - Hexane, N - None, O - AsNaO2, P - Na2O4S, Q - Na2SO3, R - Na2S2O3, S - H2SO4, T - TSP Dodecahydrate, U - Acetone, V - MCAA, W - ph 4-5, Z - other (specify)

Other:

Sample Identification - Client ID (Lab ID)	Sample Date	Sample Time	Sample Type (C=Comp, G=grab)	Matrix (W=water, S=solid, O=waste/oil, BT=Tissue, A=Air)	Field Filtered Sample (Yes or No)	Perform MS/MSD (Yes or No)	300_28D_LL_OF/ Bromide (Low Level)	Total Number of containers	Special Instructions/Note:
			Preservation Code:						
QC-EB042716 (460-113049-1)	4/27/16	15:15 Eastern		Water			X	1	
MW-45MI-XX (460-113049-6)	4/27/16	19:35 Eastern		Water			X	1	
MW-45MU-XX (460-113049-7)	4/27/16	17:10 Eastern		Water			X	1	
QC-EB042816 (460-113049-8)	4/28/16	07:30 Eastern		Water			X	1	
MW-43MI-XX (460-113049-9)	4/28/16	12:20 Eastern		Water			X	1	
MW-43MU-XX (460-113049-10)	4/28/16	13:35 Eastern		Water			X	1	
IW-N5535-XX (460-113049-11)	4/28/16	10:45 Eastern		Water			X	1	
MW-49MI-XX (460-113049-12)	4/28/16	12:40 Eastern		Water			X	1	
MW-49ML-XX (460-113049-13)	4/28/16	11:05 Eastern		Water			X	1	
MW-46ML-XX (460-113049-14)	4/28/16	12:00 Eastern		Water			X	1	
MW-46MI-XX (460-113049-15)	4/28/16	13:10 Eastern		Water			X	1	

Possible Hazard Identification
Unconfirmed

Sample Disposal (A fee may be assessed if samples are retained longer than 1 month)
☐ *Return To Client* ☐ *Disposal By Lab* ☐ *Archive For* _____ *Months*

Deliverable Requested: I, II, III, IV, Other (specify)

Special Instructions/QC Requirements:

Empty Kit Relinquished by:	Date:	Time:	Method of Shipment:		
Relinquished by:	Date/Time: 5/2/16 1800	Company RST	Received by:	Date/Time: 5/3/16 0930	Company TAEDI
Relinquished by:	Date/Time:	Company	Received by:	Date/Time:	Company
Relinquished by:	Date/Time:	Company	Received by:	Date/Time:	Company

Custody Seals Intact: Δ Yes Δ No | Custody Seal No.: | Cooler Temperature(s) °C and Other Remarks:

Page 838 of 841

05/13/2016

TestAmerica Edison
777 New Durham Road
Edison, NJ 08817
Phone (732) 549-3900 Fax (732) 549-3679

Chain of Custody Record

TestAmerica
THE LEADER IN ENVIRONMENTAL TESTING

Client Information (Sub Contract Lab)	Sampler:	Lab PM: Meidhof, Marie A	Carrier Tracking No(s):	COC No: 460-45368.2
Client Contact: Shipping/Receiving	Phone:	E-Mail: marie.meidhof@testamericainc.com		Page: Page 2 of 2
Company: TestAmerica Laboratories, Inc.				Job #: 460-113049-1
Address: 301 Alpha Drive, RIDC Park,	Due Date Requested: 5/11/2016			
City: Pittsburgh	TAT Requested (days):			
State, Zip: PA, 15238				
Phone: 412-963-7058(Tel) 412-963-2468(Fax)	PO #:			
Email:	WO #:			
Project Name: LMC-Great Neck	Project #: 46018731			
Site:	SSOW#:			

Analysis Requested

Preservation Codes:
A - HCL, B - NaOH, C - Zn Acetate, D - Nitric Acid, E - NaHSO4, F - MeOH, G - Amchlor, H - Ascorbic Acid, I - Ice, J - DI Water, K - EDTA, L - EDA
M - Hexane, N - None, O - AsNaO2, P - Na2O4S, Q - Na2SO3, R - Na2S2O3, S - H2SO4, T - TSP Dodecahydrate, U - Acetone, V - MCAA, W - ph 4-5, Z - other (specify)
Other:

Sample Identification - Client ID (Lab ID)	Sample Date	Sample Time	Sample Type (C=Comp, G=grab)	Matrix (W=water, S=solid, O=waste/oil, BT=Tissue, A=Air)	Field Filtered Sample (Yes or No)	Perform MS/MSD (Yes or No)	300_28D_LL_OF/ Bromide (Low Level)	Total Number of containers	Special Instructions/Note:
			Preservation Code:						
QC-EB042916 (460-113049-17)	4/29/16	07:30 Eastern		Water			X	1	
MW-33ML-XX (460-113049-18)	4/29/16	11:00 Eastern		Water			X	1	
SW-N13821-XX (460-113049-19)	4/29/16	10:00 Eastern		Water			X	1	
SW-N13000-XX (460-113049-20)	4/29/16	10:20 Eastern		Water			X	1	
SW-N5099-XX (460-113049-21)	4/29/16	09:38 Eastern		Water			X	1	

Possible Hazard Identification
Unconfirmed

Sample Disposal (A fee may be assessed if samples are retained longer than 1 month)
☐ *Return To Client* ☐ *Disposal By Lab* ☐ *Archive For* _____ *Months*

Deliverable Requested: I, II, III, IV, Other (specify)

Special Instructions/QC Requirements:

Empty Kit Relinquished by:	Date:	Time:		Method of Shipment:	
Relinquished by:	Date/Time: 5/2/16 1800	Company: RSTA	Received by:	Date/Time: 5/3/16 0930	Company: TAEA
Relinquished by:	Date/Time:	Company	Received by:	Date/Time:	Company
Relinquished by:	Date/Time:	Company	Received by:	Date/Time:	Company

Custody Seals Intact: Δ Yes Δ No | Custody Seal No.: | Cooler Temperature(s) °C and Other Remarks:

05/13/2016

FORM II
GC/MS VOA SURROGATE RECOVERY

Lab Name: TestAmerica Edison Job No.: 460-113049-1

SDG No.:

Matrix: Water Level: Low

GC Column (1): DB-624 ID: 0.18(mm)

Client Sample ID	Lab Sample ID	DCA #	BFB #
QC-EB042716	460-113049-1	104	110
QC-TB042716-02	460-113049-2	103	103
MW-45MI-XX	460-113049-6	105	104
MW-45MU-XX	460-113049-7	106	108
QC-EB042816	460-113049-8	108	108
MW-43MI-XX	460-113049-9	114	107
MW-43MU-XX	460-113049-10	109	113
IW-N5535-XX	460-113049-11	113	105
MW-49MI-XX	460-113049-12	113	110
MW-49ML-XX	460-113049-13	110	106
MW-46ML-XX	460-113049-14	119	115
MW-46MI-XX	460-113049-15	101	100
MW-35GL-XX	460-113049-16	86	102
QC-EB042916	460-113049-17	106	109
MW-33ML-XX	460-113049-18	102	106
SW-N13821-XX	460-113049-19	106	102
SW-N13000-XX	460-113049-20	110	103
SW-N5099-XX	460-113049-21	105	103
	MB 460-366072/7	112	111
	MB 460-366173/6	111	107
	MB 460-366397/7	115	113
	MB 460-366546/7	113	104
	LCS 460-366072/4	110	117
	LCS 460-366173/3	109	111
	LCS 460-366397/4	109	105
	LCS 460-366546/4	111	114
	LCSD 460-366072/5	107	117
	LCSD 460-366173/4	106	106
	LCSD 460-366397/5	109	111
	LCSD 460-366546/5	111	104

	QC LIMITS
DCA = 1,2-Dichloroethane-d4 (Surr)	60-132
BFB = 4-Bromofluorobenzene	72-123

Column to be used to flag recovery values

FORM II 8260C SIM

FORM III
GC/MS VOA LAB CONTROL SAMPLE RECOVERY

Lab Name: TestAmerica Edison Job No.: 460-113049-1

SDG No.:

Matrix: Water Level: Low Lab File ID: N93086.D

Lab ID: LCS 460-366072/4 Client ID:

COMPOUND	SPIKE ADDED (ug/L)	LCS CONCENTRATION (ug/L)	LCS % REC	QC LIMITS REC	#
1,2-Dibromo-3-Chloropropane	0.500	0.284	57	23-150	
1,4-Dioxane	20.0	20.7	103	40-160	
Ethylene Dibromide	0.500	0.398	80	60-143	

Column to be used to flag recovery and RPD values

FORM III 8260C SIM

FORM III
GC/MS VOA LAB CONTROL SAMPLE RECOVERY

Lab Name: TestAmerica Edison Job No.: 460-113049-1

SDG No.:

Matrix: Water Level: Low Lab File ID: N93113.D

Lab ID: LCS 460-366173/3 Client ID:

COMPOUND	SPIKE ADDED (ug/L)	LCS CONCENTRATION (ug/L)	LCS % REC	QC LIMITS REC	#
1,2-Dibromo-3-Chloropropane	0.500	0.299	60	23-150	
1,4-Dioxane	20.0	20.4	102	40-160	
Ethylene Dibromide	0.500	0.462	92	60-143	

Column to be used to flag recovery and RPD values

FORM III 8260C SIM

FORM III
GC/MS VOA LAB CONTROL SAMPLE RECOVERY

Lab Name: TestAmerica Edison Job No.: 460-113049-1

SDG No.:

Matrix: Water Level: Low Lab File ID: N93162.D

Lab ID: LCS 460-366397/4 Client ID:

COMPOUND	SPIKE ADDED (ug/L)	LCS CONCENTRATION (ug/L)	LCS % REC	QC LIMITS REC	#
1,2-Dibromo-3-Chloropropane	0.500	0.288	58	23-150	
1,4-Dioxane	20.0	18.7	94	40-160	
Ethylene Dibromide	0.500	0.410	82	60-143	

Column to be used to flag recovery and RPD values

FORM III 8260C SIM

FORM III
GC/MS VOA LAB CONTROL SAMPLE RECOVERY

Lab Name: TestAmerica Edison Job No.: 460-113049-1

SDG No.:

Matrix: Water Level: Low Lab File ID: N93188.D

Lab ID: LCS 460-366546/4 Client ID:

COMPOUND	SPIKE ADDED (ug/L)	LCS CONCENTRATION (ug/L)	LCS % REC	QC LIMITS REC	#
1,2-Dibromo-3-Chloropropane	0.500	0.313	63	23-150	
1,4-Dioxane	20.0	25.7	128	40-160	
Ethylene Dibromide	0.500	0.501	100	60-143	

Column to be used to flag recovery and RPD values

FORM III 8260C SIM

FORM III
GC/MS VOA LAB CONTROL SAMPLE DUPLICATE RECOVERY

Lab Name: TestAmerica Edison Job No.: 460-113049-1

SDG No.:

Matrix: Water Level: Low Lab File ID: N93087.D

Lab ID: LCSD 460-366072/5 Client ID:

COMPOUND	SPIKE ADDED (ug/L)	LCSD CONCENTRATION (ug/L)	LCSD % REC	% RPD	QC LIMITS RPD	QC LIMITS REC	#
1,2-Dibromo-3-Chloropropane	0.500	0.316	63	11	30	23-150	
1,4-Dioxane	20.0	19.2	96	8	30	40-160	
Ethylene Dibromide	0.500	0.384	77	4	30	60-143	

Column to be used to flag recovery and RPD values

FORM III 8260C SIM

FORM III
GC/MS VOA LAB CONTROL SAMPLE DUPLICATE RECOVERY

Lab Name: TestAmerica Edison Job No.: 460-113049-1

SDG No.:

Matrix: Water Level: Low Lab File ID: N93114.D

Lab ID: LCSD 460-366173/4 Client ID:

COMPOUND	SPIKE ADDED (ug/L)	LCSD CONCENTRATION (ug/L)	LCSD % REC	% RPD	QC LIMITS RPD	QC LIMITS REC	#
1,2-Dibromo-3-Chloropropane	0.500	0.289	58	3	30	23-150	
1,4-Dioxane	20.0	19.1	95	7	30	40-160	
Ethylene Dibromide	0.500	0.446	89	3	30	60-143	

Column to be used to flag recovery and RPD values

FORM III 8260C SIM

FORM III
GC/MS VOA LAB CONTROL SAMPLE DUPLICATE RECOVERY

Lab Name: TestAmerica Edison Job No.: 460-113049-1

SDG No.:

Matrix: Water Level: Low Lab File ID: N93163.D

Lab ID: LCSD 460-366397/5 Client ID:

COMPOUND	SPIKE ADDED (ug/L)	LCSD CONCENTRATION (ug/L)	LCSD % REC	% RPD	QC LIMITS RPD	QC LIMITS REC	#
1,2-Dibromo-3-Chloropropane	0.500	0.277	55	4	30	23-150	
1,4-Dioxane	20.0	19.1	96	2	30	40-160	
Ethylene Dibromide	0.500	0.425	85	4	30	60-143	

Column to be used to flag recovery and RPD values

FORM III 8260C SIM

FORM III
GC/MS VOA LAB CONTROL SAMPLE DUPLICATE RECOVERY

Lab Name: TestAmerica Edison Job No.: 460-113049-1

SDG No.:

Matrix: Water Level: Low Lab File ID: N93189.D

Lab ID: LCSD 460-366546/5 Client ID:

COMPOUND	SPIKE ADDED (ug/L)	LCSD CONCENTRATION (ug/L)	LCSD % REC	% RPD	QC LIMITS RPD	QC LIMITS REC	#
1,2-Dibromo-3-Chloropropane	0.500	0.279	56	11	30	23-150	
1,4-Dioxane	20.0	22.7	114	12	30	40-160	
Ethylene Dibromide	0.500	0.456	91	10	30	60-143	

Column to be used to flag recovery and RPD values

FORM III 8260C SIM

FORM IV
GC/MS VOA METHOD BLANK SUMMARY

Lab Name: TestAmerica Edison Job No.: 460-113049-1

SDG No.:

Lab File ID: N93089.D Lab Sample ID: MB 460-366072/7

Matrix: Water Heated Purge:(Y/N) N

Instrument ID: CVOAMS11 Date Analyzed: 05/03/2016 22:53

GC Column: DB-624 ID: 0.18(mm)

THIS METHOD BLANK APPLIES TO THE FOLLOWING SAMPLES:

CLIENT SAMPLE ID	LAB SAMPLE ID	LAB FILE ID	DATE ANALYZED
	LCS 460-366072/4	N93086.D	05/03/2016 21:39
	LCSD 460-366072/5	N93087.D	05/03/2016 22:04
QC-EB042716	460-113049-1	N93102.D	05/04/2016 04:49
QC-TB042716-02	460-113049-2	N93103.D	05/04/2016 05:14
QC-EB042816	460-113049-8	N93104.D	05/04/2016 05:57
MW-45MI-XX	460-113049-6	N93105.D	05/04/2016 06:22
MW-45MU-XX	460-113049-7	N93106.D	05/04/2016 06:47
MW-43MU-XX	460-113049-10	N93108.D	05/04/2016 07:37

FORM IV
GC/MS VOA METHOD BLANK SUMMARY

Lab Name: TestAmerica Edison Job No.: 460-113049-1

SDG No.:

Lab File ID: N93116.D Lab Sample ID: MB 460-366173/6

Matrix: Water Heated Purge:(Y/N) N

Instrument ID: CVOAMS11 Date Analyzed: 05/04/2016 10:51

GC Column: DB-624 ID: 0.18(mm)

THIS METHOD BLANK APPLIES TO THE FOLLOWING SAMPLES:

CLIENT SAMPLE ID	LAB SAMPLE ID	LAB FILE ID	DATE ANALYZED
	LCS 460-366173/3	N93113.D	05/04/2016 09:35
	LCSD 460-366173/4	N93114.D	05/04/2016 10:00
MW-43MI-XX	460-113049-9	N93126.D	05/04/2016 15:19

FORM IV
GC/MS VOA METHOD BLANK SUMMARY

Lab Name: TestAmerica Edison Job No.: 460-113049-1

SDG No.:

Lab File ID: N93165.D Lab Sample ID: MB 460-366397/7

Matrix: Water Heated Purge:(Y/N) N

Instrument ID: CVOAMS11 Date Analyzed: 05/05/2016 09:09

GC Column: DB-624 ID: 0.18(mm)

THIS METHOD BLANK APPLIES TO THE FOLLOWING SAMPLES:

CLIENT SAMPLE ID	LAB SAMPLE ID	LAB FILE ID	DATE ANALYZED
	LCS 460-366397/4	N93162.D	05/05/2016 07:54
	LCSD 460-366397/5	N93163.D	05/05/2016 08:19
IW-N5535-XX	460-113049-11	N93176.D	05/05/2016 14:00
MW-49MI-XX	460-113049-12	N93177.D	05/05/2016 14:25
MW-49ML-XX	460-113049-13	N93178.D	05/05/2016 14:50
MW-46ML-XX	460-113049-14	N93179.D	05/05/2016 15:34

FORM IV
GC/MS VOA METHOD BLANK SUMMARY

Lab Name: TestAmerica Edison Job No.: 460-113049-1

SDG No.:

Lab File ID: N93191.D Lab Sample ID: MB 460-366546/7

Matrix: Water Heated Purge:(Y/N) N

Instrument ID: CVOAMS11 Date Analyzed: 05/05/2016 23:46

GC Column: DB-624 ID: 0.18(mm)

THIS METHOD BLANK APPLIES TO THE FOLLOWING SAMPLES:

CLIENT SAMPLE ID	LAB SAMPLE ID	LAB FILE ID	DATE ANALYZED
	LCS 460-366546/4	N93188.D	05/05/2016 22:19
	LCSD 460-366546/5	N93189.D	05/05/2016 22:44
QC-EB042916	460-113049-17	N93198.D	05/06/2016 02:41
MW-35GL-XX	460-113049-16	N93199.D	05/06/2016 03:06
MW-46MI-XX	460-113049-15	N93200.D	05/06/2016 03:31
MW-33ML-XX	460-113049-18	N93201.D	05/06/2016 03:56
SW-N13821-XX	460-113049-19	N93202.D	05/06/2016 04:21
SW-N13000-XX	460-113049-20	N93203.D	05/06/2016 04:46
SW-N5099-XX	460-113049-21	N93204.D	05/06/2016 05:12

FORM V
GC/MS VOA INSTRUMENT PERFORMANCE CHECK
BROMOFLUOROBENZENE (BFB)

Lab Name: TestAmerica Edison Job No.: 460-113049-1

SDG No.:

Lab File ID: N92414.D BFB Injection Date: 04/19/2016

Instrument ID: CVOAMS11 BFB Injection Time: 08:28

Analysis Batch No.: 363307

M/E	ION ABUNDANCE CRITERIA	% RELATIVE ABUNDANCE	
50	15.0 - 40.0 % of mass 95	25.7	
75	30.0 - 60.0 % of mass 95	53.9	
95	Base Peak, 100% relative abundance	100.0	
96	5.0 - 9.0 % of mass 95	6.6	
173	Less than 2.0 % of mass 174	0.0	(0.0) 1
174	50.0 - 120.00 % of mass 95	62.6	
175	5.0 - 9.0 % of mass 174	5.3	(8.4) 1
176	95.0 - 101.0 % of mass 174	60.8	(97.1) 1
177	5.0 - 9.0 % of mass 176	4.1	(6.8) 2

1-Value is % mass 174 2-Value is % mass 176

THIS CHECK APPLIES TO THE FOLLOWING SAMPLES, MS, MSD, BLANKS AND STANDARDS:

CLIENT SAMPLE ID	LAB SAMPLE ID	LAB FILE ID	DATE ANALYZED	TIME ANALYZED
	STD002 460-363307/3	N92416.D	04/19/2016	09:23
	STD005 460-363307/4	N92417.D	04/19/2016	09:48
	STD01 460-363307/5	N92418.D	04/19/2016	10:13
	STD05 460-363307/6	N92419.D	04/19/2016	10:38
	STD1 460-363307/7	N92420.D	04/19/2016	11:03
	STD2 460-363307/8	N92421.D	04/19/2016	11:28

FORM V
GC/MS VOA INSTRUMENT PERFORMANCE CHECK
BROMOFLUOROBENZENE (BFB)

Lab Name: TestAmerica Edison Job No.: 460-113049-1

SDG No.:

Lab File ID: N93083.D BFB Injection Date: 05/03/2016

Instrument ID: CVOAMS11 BFB Injection Time: 20:23

Analysis Batch No.: 366072

M/E	ION ABUNDANCE CRITERIA	% RELATIVE ABUNDANCE	
50	15.0 - 40.0 % of mass 95	21.1	
75	30.0 - 60.0 % of mass 95	50.5	
95	Base Peak, 100% relative abundance	100.0	
96	5.0 - 9.0 % of mass 95	7.0	
173	Less than 2.0 % of mass 174	0.0	(0.0) 1
174	50.0 - 120.00 % of mass 95	78.8	
175	5.0 - 9.0 % of mass 174	6.0	(7.6) 1
176	95.0 - 101.0 % of mass 174	75.9	(96.3) 1
177	5.0 - 9.0 % of mass 176	4.8	(6.4) 2

1-Value is % mass 174 2-Value is % mass 176

THIS CHECK APPLIES TO THE FOLLOWING SAMPLES, MS, MSD, BLANKS AND STANDARDS:

CLIENT SAMPLE ID	LAB SAMPLE ID	LAB FILE ID	DATE ANALYZED	TIME ANALYZED
	CCVIS 460-366072/3	N93085.D	05/03/2016	21:04
	LCS 460-366072/4	N93086.D	05/03/2016	21:39
	LCSD 460-366072/5	N93087.D	05/03/2016	22:04
	MB 460-366072/7	N93089.D	05/03/2016	22:53
QC-EB042716	460-113049-1	N93102.D	05/04/2016	04:49
QC-TB042716-02	460-113049-2	N93103.D	05/04/2016	05:14
QC-EB042816	460-113049-8	N93104.D	05/04/2016	05:57
MW-45MI-XX	460-113049-6	N93105.D	05/04/2016	06:22
MW-45MU-XX	460-113049-7	N93106.D	05/04/2016	06:47
MW-43MU-XX	460-113049-10	N93108.D	05/04/2016	07:37

FORM V
GC/MS VOA INSTRUMENT PERFORMANCE CHECK
BROMOFLUOROBENZENE (BFB)

Lab Name: TestAmerica Edison Job No.: 460-113049-1

SDG No.:

Lab File ID: N93111.D BFB Injection Date: 05/04/2016

Instrument ID: CVOAMS11 BFB Injection Time: 08:48

Analysis Batch No.: 366173

M/E	ION ABUNDANCE CRITERIA	% RELATIVE ABUNDANCE	
50	15.0 - 40.0 % of mass 95	20.4	
75	30.0 - 60.0 % of mass 95	51.3	
95	Base Peak, 100% relative abundance	100.0	
96	5.0 - 9.0 % of mass 95	7.4	
173	Less than 2.0 % of mass 174	0.0	(0.0) 1
174	50.0 - 120.00 % of mass 95	73.7	
175	5.0 - 9.0 % of mass 174	5.6	(7.6) 1
176	95.0 - 101.0 % of mass 174	71.2	(96.5) 1
177	5.0 - 9.0 % of mass 176	5.0	(7.0) 2

1-Value is % mass 174 2-Value is % mass 176

THIS CHECK APPLIES TO THE FOLLOWING SAMPLES, MS, MSD, BLANKS AND STANDARDS:

CLIENT SAMPLE ID	LAB SAMPLE ID	LAB FILE ID	DATE ANALYZED	TIME ANALYZED
	CCVIS 460-366173/2	N93112.D	05/04/2016	09:10
	LCS 460-366173/3	N93113.D	05/04/2016	09:35
	LCSD 460-366173/4	N93114.D	05/04/2016	10:00
	MB 460-366173/6	N93116.D	05/04/2016	10:51
MW-43MI-XX	460-113049-9	N93126.D	05/04/2016	15:19

FORM V
GC/MS VOA INSTRUMENT PERFORMANCE CHECK
BROMOFLUOROBENZENE (BFB)

Lab Name: TestAmerica Edison Job No.: 460-113049-1

SDG No.:

Lab File ID: N93159.D BFB Injection Date: 05/05/2016

Instrument ID: CVOAMS11 BFB Injection Time: 06:10

Analysis Batch No.: 366397

M/E	ION ABUNDANCE CRITERIA	% RELATIVE ABUNDANCE	
50	15.0 - 40.0 % of mass 95	20.4	
75	30.0 - 60.0 % of mass 95	50.4	
95	Base Peak, 100% relative abundance	100.0	
96	5.0 - 9.0 % of mass 95	6.7	
173	Less than 2.0 % of mass 174	0.0	(0.0) 1
174	50.0 - 120.00 % of mass 95	82.9	
175	5.0 - 9.0 % of mass 174	6.5	(7.8) 1
176	95.0 - 101.0 % of mass 174	79.2	(95.5) 1
177	5.0 - 9.0 % of mass 176	5.3	(6.7) 2

1-Value is % mass 174 2-Value is % mass 176

THIS CHECK APPLIES TO THE FOLLOWING SAMPLES, MS, MSD, BLANKS AND STANDARDS:

CLIENT SAMPLE ID	LAB SAMPLE ID	LAB FILE ID	DATE ANALYZED	TIME ANALYZED
	CCVIS 460-366397/3	N93161.D	05/05/2016	07:02
	LCS 460-366397/4	N93162.D	05/05/2016	07:54
	LCSD 460-366397/5	N93163.D	05/05/2016	08:19
	MB 460-366397/7	N93165.D	05/05/2016	09:09
IW-N5535-XX	460-113049-11	N93176.D	05/05/2016	14:00
MW-49MI-XX	460-113049-12	N93177.D	05/05/2016	14:25
MW-49ML-XX	460-113049-13	N93178.D	05/05/2016	14:50
MW-46ML-XX	460-113049-14	N93179.D	05/05/2016	15:34

FORM V
GC/MS VOA INSTRUMENT PERFORMANCE CHECK
BROMOFLUOROBENZENE (BFB)

Lab Name: TestAmerica Edison Job No.: 460-113049-1

SDG No.:

Lab File ID: N93185.D BFB Injection Date: 05/05/2016

Instrument ID: CVOAMS11 BFB Injection Time: 20:43

Analysis Batch No.: 366546

M/E	ION ABUNDANCE CRITERIA	% RELATIVE ABUNDANCE
50	15.0 - 40.0 % of mass 95	22.0
75	30.0 - 60.0 % of mass 95	52.7
95	Base Peak, 100% relative abundance	100.0
96	5.0 - 9.0 % of mass 95	7.3
173	Less than 2.0 % of mass 174	0.1 (0.2) 1
174	50.0 - 120.00 % of mass 95	72.7
175	5.0 - 9.0 % of mass 174	5.7 (7.8) 1
176	95.0 - 101.0 % of mass 174	70.5 (97.0) 1
177	5.0 - 9.0 % of mass 176	4.7 (6.7) 2

1-Value is % mass 174 2-Value is % mass 176

THIS CHECK APPLIES TO THE FOLLOWING SAMPLES, MS, MSD, BLANKS AND STANDARDS:

CLIENT SAMPLE ID	LAB SAMPLE ID	LAB FILE ID	DATE ANALYZED	TIME ANALYZED
	CCVIS 460-366546/3	N93187.D	05/05/2016	21:36
	LCS 460-366546/4	N93188.D	05/05/2016	22:19
	LCSD 460-366546/5	N93189.D	05/05/2016	22:44
	MB 460-366546/7	N93191.D	05/05/2016	23:46
QC-EB042916	460-113049-17	N93198.D	05/06/2016	02:41
MW-35GL-XX	460-113049-16	N93199.D	05/06/2016	03:06
MW-46MI-XX	460-113049-15	N93200.D	05/06/2016	03:31
MW-33ML-XX	460-113049-18	N93201.D	05/06/2016	03:56
SW-N13821-XX	460-113049-19	N93202.D	05/06/2016	04:21
SW-N13000-XX	460-113049-20	N93203.D	05/06/2016	04:46
SW-N5099-XX	460-113049-21	N93204.D	05/06/2016	05:12

FORM VIII
GC/MS VOA INTERNAL STANDARD AREA AND RETENTION TIME SUMMARY

Lab Name: TestAmerica Edison Job No.: 460-113049-1

SDG No.:

Sample No.: CCVIS 460-366072/3 Date Analyzed: 05/03/2016 21:04

Instrument ID: CVOAMS11 GC Column: DB-624 ID: 0.18(mm)

Lab File ID (Standard): N93085.D Heated Purge: (Y/N) N

Calibration ID: 55352

		FB		DXE		CBZ	
		AREA #	RT #	AREA #	RT #	AREA #	RT #
12/24 HOUR STD		17478	3.79	9261	4.51	7897	7.39
UPPER LIMIT		34956	4.29	18522	5.01	15794	7.89
LOWER LIMIT		8739	3.29	4631	4.01	3949	6.89
LAB SAMPLE ID	CLIENT SAMPLE ID						
LCS 460-366072/4		19591	3.79	10340	4.51	9848	7.39
LCSD 460-366072/5		18669	3.79	10806	4.51	8942	7.39
MB 460-366072/7		19028	3.79	10464	4.51	9299	7.39
460-113049-1	QC-EB042716	24552	3.79	12480	4.51	10315	7.39
460-113049-2	QC-TB042716-02	20597	3.79	10690	4.51	8646	7.39
460-113049-8	QC-EB042816	24685	3.79	12376	4.51	10849	7.39
460-113049-6	MW-45MI-XX	24036	3.79	11773	4.51	9961	7.39
460-113049-7	MW-45MU-XX	23586	3.79	11844	4.51	9673	7.39
460-113049-10	MW-43MU-XX	20301	3.79	12343	4.51	9110	7.39

FB = Fluorobenzene
DXE = 1,4-Dioxane-d8
CBZ = Chlorobenzene-d5

Area Limit = 50%-200% of internal standard area
RT Limit = ± 0.5 minutes of internal standard RT

Column used to flag values outside QC limits

FORM VIII 8260C SIM

FORM VIII
GC/MS VOA INTERNAL STANDARD AREA AND RETENTION TIME SUMMARY

Lab Name: TestAmerica Edison Job No.: 460-113049-1

SDG No.:

Sample No.: CCVIS 460-366173/2 Date Analyzed: 05/04/2016 09:10

Instrument ID: CVOAMS11 GC Column: DB-624 ID: 0.18(mm)

Lab File ID (Standard): N93112.D Heated Purge: (Y/N) N

Calibration ID: 55352

		FB		DXE		CBZ	
		AREA #	RT #	AREA #	RT #	AREA #	RT #
12/24 HOUR STD		25399	3.79	12359	4.51	11219	7.39
UPPER LIMIT		50798	4.29	24718	5.01	22438	7.89
LOWER LIMIT		12700	3.29	6180	4.01	5610	6.89
LAB SAMPLE ID	CLIENT SAMPLE ID						
LCS 460-366173/3		21566	3.79	11988	4.51	9645	7.39
LCSD 460-366173/4		24133	3.79	12867	4.51	10408	7.39
MB 460-366173/6		22433	3.79	12117	4.51	9653	7.39
460-113049-9	MW-43MI-XX	19144	3.79	10130	4.51	8975	7.39

FB = Fluorobenzene
DXE = 1,4-Dioxane-d8
CBZ = Chlorobenzene-d5

Area Limit = 50%-200% of internal standard area
RT Limit = ± 0.5 minutes of internal standard RT

Column used to flag values outside QC limits

FORM VIII 8260C SIM

FORM VIII
GC/MS VOA INTERNAL STANDARD AREA AND RETENTION TIME SUMMARY

Lab Name: TestAmerica Edison Job No.: 460-113049-1

SDG No.:

Sample No.: CCVIS 460-366397/3 Date Analyzed: 05/05/2016 07:02

Instrument ID: CVOAMS11 GC Column: DB-624 ID: 0.18(mm)

Lab File ID (Standard): N93161.D Heated Purge: (Y/N) N

Calibration ID: 55352

		FB		DXE		CBZ	
		AREA #	RT #	AREA #	RT #	AREA #	RT #
12/24 HOUR STD		19990	3.79	12098	4.51	9336	7.39
UPPER LIMIT		39980	4.29	24196	5.01	18672	7.89
LOWER LIMIT		9995	3.29	6049	4.01	4668	6.89
LAB SAMPLE ID	CLIENT SAMPLE ID						
LCS 460-366397/4		22271	3.79	11592	4.51	10178	7.39
LCSD 460-366397/5		21153	3.79	12282	4.51	9400	7.39
MB 460-366397/7		16766	3.79	10084	4.51	7516	7.39
460-113049-11	IW-N5535-XX	18526	3.79	10559	4.51	8863	7.39
460-113049-12	MW-49MI-XX	18472	3.79	11100	4.51	8673	7.39
460-113049-13	MW-49ML-XX	18223	3.79	10527	4.51	8619	7.39
460-113049-14	MW-46ML-XX	17780	3.79	11024	4.51	8331	7.39

FB = Fluorobenzene
DXE = 1,4-Dioxane-d8
CBZ = Chlorobenzene-d5

Area Limit = 50%-200% of internal standard area
RT Limit = ± 0.5 minutes of internal standard RT

Column used to flag values outside QC limits

FORM VIII 8260C SIM

FORM VIII
GC/MS VOA INTERNAL STANDARD AREA AND RETENTION TIME SUMMARY

Lab Name: TestAmerica Edison Job No.: 460-113049-1

SDG No.:

Sample No.: CCVIS 460-366546/3 Date Analyzed: 05/05/2016 21:36

Instrument ID: CVOAMS11 GC Column: DB-624 ID: 0.18(mm)

Lab File ID (Standard): N93187.D Heated Purge: (Y/N) N

Calibration ID: 55352

		FB		DXE		CBZ	
		AREA #	RT #	AREA #	RT #	AREA #	RT #
12/24 HOUR STD		33931	3.79	18446	4.51	16193	7.39
UPPER LIMIT		67862	4.29	36892	5.01	32386	7.89
LOWER LIMIT		16966	3.29	9223	4.01	8097	6.89
LAB SAMPLE ID	CLIENT SAMPLE ID						
LCS 460-366546/4		38544	3.79	20290	4.51	18784	7.39
LCSD 460-366546/5		45235	3.79	23097	4.51	21068	7.39
MB 460-366546/7		41811	3.79	22213	4.51	18910	7.39
460-113049-17	QC-EB042916	40356	3.79	22792	4.51	18307	7.39
460-113049-16	MW-35GL-XX	59973	3.79	25223	4.51	20526	7.39
460-113049-15	MW-46MI-XX	50051	3.79	24916	4.51	19944	7.39
460-113049-18	MW-33ML-XX	48329	3.79	25007	4.51	20413	7.39
460-113049-19	SW-N13821-XX	45037	3.79	24729	4.51	19718	7.39
460-113049-20	SW-N13000-XX	42143	3.79	23884	4.51	18736	7.39
460-113049-21	SW-N5099-XX	52370	3.79	27462	4.51	22716	7.39

FB = Fluorobenzene
DXE = 1,4-Dioxane-d8
CBZ = Chlorobenzene-d5

Area Limit = 50%-200% of internal standard area
RT Limit = ± 0.5 minutes of internal standard RT

Column used to flag values outside QC limits

FORM VIII 8260C SIM

FORM VI
GC/MS VOA BY INTERNAL STANDARD - INITIAL CALIBRATION DATA
CURVE EVALUATION

Lab Name: TestAmerica Edison Job No.: 460-113049-1 Analy Batch No.: 363307

SDG No.:

Instrument ID: CVOAMS11 GC Column: DB-624 ID: 0.18(mm) Heated Purge: (Y/N) N

Calibration Start Date: 04/19/2016 09:23 Calibration End Date: 04/19/2016 11:28 Calibration ID: 55352

Calibration Files:

LEVEL:	LAB SAMPLE ID:	LAB FILE ID:
Level 1	STD002 460-363307/3	N92416.D
Level 2	STD005 460-363307/4	N92417.D
Level 3	STD01 460-363307/5	N92418.D
Level 4	STD05 460-363307/6	N92419.D
Level 5	STD1 460-363307/7	N92420.D
Level 6	STD2 460-363307/8	N92421.D

ANALYTE	RRF					CURVE TYPE	COEFFICIENT			#	MIN RRF	%RSD	#	MAX %RSD	R^2 OR COD	#	MIN R^2 OR COD
	LVL 1 LVL 6	LVL 2	LVL 3	LVL 4	LVL 5		B	M1	M2								
Chloroform	0.9869 0.5383	0.5291	0.6504	0.4955	0.5326	QuaF		0.5140	0.0123357		0.2000				0.9990		0.9900
Benzene	1.7941 1.1439	1.4785	1.4319	1.1080	1.1729	Ave		1.3549			0.5000	19.6		20.0			
1,4-Dioxane	1.4118 1.1883	1.2981	1.2569	1.1734	1.2105	Ave		1.2565				7.1		20.0			
Ethylene Dibromide	0.4573 0.4371	0.4908	0.4722	0.4178	0.4644	Ave		0.4566			0.1000	5.7		20.0			
1,2,3-Trichloropropane	0.7961 0.5547	0.6014	0.6364	0.5300	0.5689	Ave		0.6146				15.7		20.0			
1,2-Dibromo-3-Chloropropane	0.1778 0.1392	0.1718	0.1662	0.1339	0.1431	Ave		0.1554			0.0500	12.1		20.0			
1,2-Dichloroethane-d4 (Surr)	0.2713 0.2561	0.2625	0.2728	0.2597	0.2509	Ave		0.2622				3.3		20.0			
4-Bromofluorobenzene	0.5886 0.5497	0.5829	0.5625	0.5508	0.5554	Ave		0.5650				3.0		20.0			

Note: The m1 coefficient is the same as Ave RRF for an Ave curve type.

FORM VI
GC/MS VOA BY INTERNAL STANDARD - INITIAL CALIBRATION DATA
RESPONSE AND CONCENTRATION

Lab Name: TestAmerica Edison Job No.: 460-113049-1 Analy Batch No.: 363307

SDG No.:

Instrument ID: CVOAMS11 GC Column: DB-624 ID: 0.18(mm) Heated Purge: (Y/N) N

Calibration Start Date: 04/19/2016 09:23 Calibration End Date: 04/19/2016 11:28 Calibration ID: 55352

Calibration Files:

LEVEL:	LAB SAMPLE ID:	LAB FILE ID:
Level 1	STD002 460-363307/3	N92416.D
Level 2	STD005 460-363307/4	N92417.D
Level 3	STD01 460-363307/5	N92418.D
Level 4	STD05 460-363307/6	N92419.D
Level 5	STD1 460-363307/7	N92420.D
Level 6	STD2 460-363307/8	N92421.D

ANALYTE	IS REF	CURVE TYPE	RESPONSE					CONCENTRATION (UG/L)				
			LVL 1 LVL 6	LVL 2	LVL 3	LVL 4	LVL 5	LVL 1 LVL 6	LVL 2	LVL 3	LVL 4	LVL 5
Chloroform	FB	QuaF	818 49786	1186	2996	12211	25878	0.0200 2.00	0.0500	0.100	0.500	1.00
Benzene	FB	Ave	1487 105805	3314	6596	27308	56989	0.0200 2.00	0.0500	0.100	0.500	1.00
1,4-Dioxane	DXE	Ave	68 5779	780	1531	2889	4460	0.400 40.0	5.00	10.0	20.0	30.0
Ethylene Dibromide	CBZ	Ave	162 17198	457	926	4259	9230	0.0200 2.00	0.0500	0.100	0.500	1.00
1,2,3-Trichloropropane	CBZ	Ave	282 21825	560	1248	5402	11308	0.0200 2.00	0.0500	0.100	0.500	1.00
1,2-Dibromo-3-Chloropropane	CBZ	Ave	63 5478	160	326	1365	2845	0.0200 2.00	0.0500	0.100	0.500	1.00
1,2-Dichloroethane-d4 (Surr)	FB	Ave	5622 5923	5883	6283	6400	6095	0.500 0.500	0.500	0.500	0.500	0.500
4-Bromofluorobenzene	CBZ	Ave	5213 5407	5427	5515	5614	5520	0.500 0.500	0.500	0.500	0.500	0.500

Curve Type Legend:

Ave = Average ISTD
QuaF = Quadratic ISTD forced zero

FORM VII
GC/MS VOA CONTINUING CALIBRATION DATA

Lab Name: TestAmerica Edison Job No.: 460-113049-1

SDG No.:

Lab Sample ID: CCVIS 460-366072/3 Calibration Date: 05/03/2016 21:04

Instrument ID: CVOAMS11 Calib Start Date: 04/19/2016 09:23

GC Column: DB-624 ID: 0.18(mm) Calib End Date: 04/19/2016 11:28

Lab File ID: N93085.D Conc. Units: ug/L Heated Purge: (Y/N) N

ANALYTE	CURVE TYPE	AVE RRF	RRF	MIN RRF	CALC AMOUNT	SPIKE AMOUNT	%D	MAX %D
Chloroform	QuaF		0.6608	0.2000	0.633	0.500	26.6*	20.0
Benzene	Ave	1.355	1.324	0.5000	0.489	0.500	-2.2	20.0
1,4-Dioxane	Ave	1.257	1.481		23.6	20.0	17.9	50.0
Ethylene Dibromide	Ave	0.4566	0.4664	0.1000	0.511	0.500	2.1	20.0
1,2,3-Trichloropropane	Ave	0.6146	0.6075		0.494	0.500	-1.2	20.0
1,2-Dibromo-3-Chloropropane	Ave	0.1554	0.1163	0.0500	0.374	0.500	-25.2	50.0
1,2-Dichloroethane-d4 (Surr)	Ave	0.2622	0.2622		0.500	0.500	0.0	20.0
4-Bromofluorobenzene	Ave	0.5650	0.6364		0.563	0.500	12.6	20.0

FORM VII
GC/MS VOA CONTINUING CALIBRATION DATA

Lab Name: TestAmerica Edison Job No.: 460-113049-1

SDG No.:

Lab Sample ID: CCVIS 460-366173/2 Calibration Date: 05/04/2016 09:10

Instrument ID: CVOAMS11 Calib Start Date: 04/19/2016 09:23

GC Column: DB-624 ID: 0.18(mm) Calib End Date: 04/19/2016 11:28

Lab File ID: N93112.D Conc. Units: ug/L Heated Purge: (Y/N) N

ANALYTE	CURVE TYPE	AVE RRF	RRF	MIN RRF	CALC AMOUNT	SPIKE AMOUNT	%D	MAX %D
Chloroform	QuaF		0.5208	0.2000	0.501	0.500	0.1	20.0
Benzene	Ave	1.355	1.084	0.5000	0.400	0.500	-20.0	20.0
1,4-Dioxane	Ave	1.257	1.059		16.9	20.0	-15.7	50.0
Ethylene Dibromide	Ave	0.4566	0.4013	0.1000	0.439	0.500	-12.1	20.0
1,2,3-Trichloropropane	Ave	0.6146	0.5248		0.427	0.500	-14.6	20.0
1,2-Dibromo-3-Chloropropane	Ave	0.1554	0.0795	0.0500	0.256	0.500	-48.8	50.0
1,2-Dichloroethane-d4 (Surr)	Ave	0.2622	0.2758		0.526	0.500	5.2	20.0
4-Bromofluorobenzene	Ave	0.5650	0.6046		0.535	0.500	7.0	20.0

FORM VII
GC/MS VOA CONTINUING CALIBRATION DATA

Lab Name: TestAmerica Edison Job No.: 460-113049-1

SDG No.:

Lab Sample ID: CCVIS 460-366397/3 Calibration Date: 05/05/2016 07:02

Instrument ID: CVOAMS11 Calib Start Date: 04/19/2016 09:23

GC Column: DB-624 ID: 0.18(mm) Calib End Date: 04/19/2016 11:28

Lab File ID: N93161.D Conc. Units: ug/L Heated Purge: (Y/N) N

ANALYTE	CURVE TYPE	AVE RRF	RRF	MIN RRF	CALC AMOUNT	SPIKE AMOUNT	%D	MAX %D
Chloroform	QuaF		0.5929	0.2000	0.569	0.500	13.8	20.0
Benzene	Ave	1.355	1.133	0.5000	0.418	0.500	-16.4	20.0
1,4-Dioxane	Ave	1.257	1.183		18.8	20.0	-5.9	50.0
Ethylene Dibromide	Ave	0.4566	0.3995	0.1000	0.437	0.500	-12.5	20.0
1,2,3-Trichloropropane	Ave	0.6146	0.5737		0.467	0.500	-6.7	20.0
1,2-Dibromo-3-Chloropropane	Ave	0.1554	0.0944	0.0500	0.304	0.500	-39.3	50.0
1,2-Dichloroethane-d4 (Surr)	Ave	0.2622	0.2873		0.548	0.500	9.6	20.0
4-Bromofluorobenzene	Ave	0.5650	0.6328		0.560	0.500	12.0	20.0

FORM VII
GC/MS VOA CONTINUING CALIBRATION DATA

Lab Name: TestAmerica Edison Job No.: 460-113049-1

SDG No.:

Lab Sample ID: CCVIS 460-366546/3 Calibration Date: 05/05/2016 21:36

Instrument ID: CVOAMS11 Calib Start Date: 04/19/2016 09:23

GC Column: DB-624 ID: 0.18(mm) Calib End Date: 04/19/2016 11:28

Lab File ID: N93187.D Conc. Units: ug/L Heated Purge: (Y/N) N

ANALYTE	CURVE TYPE	AVE RRF	RRF	MIN RRF	CALC AMOUNT	SPIKE AMOUNT	%D	MAX %D
Chloroform	QuaF		0.8728	0.2000	0.832	0.500	66.5*	20.0
Benzene	Ave	1.355	1.618	0.5000	0.597	0.500	19.4	20.0
1,4-Dioxane	Ave	1.257	1.806		28.7	20.0	43.7	50.0
Ethylene Dibromide	Ave	0.4566	0.5432	0.1000	0.595	0.500	19.0	20.0
1,2,3-Trichloropropane	Ave	0.6146	0.7291		0.593	0.500	18.6	20.0
1,2-Dibromo-3-Chloropropane	Ave	0.1554	0.1158	0.0500	0.373	0.500	-25.5	50.0
1,2-Dichloroethane-d4 (Surr)	Ave	0.2622	0.2979		0.568	0.500	13.6	20.0
4-Bromofluorobenzene	Ave	0.5650	0.6047		0.535	0.500	7.0	20.0

FORM I
GC/MS VOA ORGANICS ANALYSIS DATA SHEET

Lab Name: TestAmerica Edison
Job No.: 460-113049-1
SDG No.:
Client Sample ID:
Lab Sample ID: MB 460-366397/7
Matrix: Water
Lab File ID: N93165.D
Analysis Method: 8260C SIM
Date Collected:
Sample wt/vol: 5(mL)
Date Analyzed: 05/05/2016 09:09
Soil Aliquot Vol:
Dilution Factor: 1
Soil Extract Vol.:
GC Column: DB-624 ID: 0.18(mm)
% Moisture:
Level: (low/med) Low
Analysis Batch No.: 366397
Units: ug/L

CAS NO.	COMPOUND NAME	RESULT	Q	RL	MDL
123-91-1	1,4-Dioxane	0.40	U	0.40	0.11

CAS NO.	SURROGATE	%REC	Q	LIMITS
17060-07-0	1,2-Dichloroethane-d4 (Surr)	115		60-132
460-00-4	4-Bromofluorobenzene	113		72-123

FORM I
GC/MS VOA ORGANICS ANALYSIS DATA SHEET

Lab Name: TestAmerica Edison
Job No.: 460-113049-1
SDG No.:
Client Sample ID:
Lab Sample ID: MB 460-366173/6
Matrix: Water
Lab File ID: N93116.D
Analysis Method: 8260C SIM
Date Collected:
Sample wt/vol: 5(mL)
Date Analyzed: 05/04/2016 10:51
Soil Aliquot Vol:
Dilution Factor: 1
Soil Extract Vol.:
GC Column: DB-624 ID: 0.18(mm)
% Moisture:
Level: (low/med) Low
Analysis Batch No.: 366173
Units: ug/L

CAS NO.	COMPOUND NAME	RESULT	Q	RL	MDL
123-91-1	1,4-Dioxane	0.40	U	0.40	0.11

CAS NO.	SURROGATE	%REC	Q	LIMITS
17060-07-0	1,2-Dichloroethane-d4 (Surr)	111		60-132
460-00-4	4-Bromofluorobenzene	107		72-123

FORM I
GC/MS VOA ORGANICS ANALYSIS DATA SHEET

Lab Name: TestAmerica Edison
Job No.: 460-113049-1
SDG No.:
Client Sample ID:
Lab Sample ID: MB 460-366546/7
Matrix: Water
Lab File ID: N93191.D
Analysis Method: 8260C SIM
Date Collected:
Sample wt/vol: 5(mL)
Date Analyzed: 05/05/2016 23:46
Soil Aliquot Vol:
Dilution Factor: 1
Soil Extract Vol.:
GC Column: DB-624 ID: 0.18(mm)
% Moisture:
Level: (low/med) Low
Analysis Batch No.: 366546
Units: ug/L

CAS NO.	COMPOUND NAME	RESULT	Q	RL	MDL
123-91-1	1,4-Dioxane	0.40	U	0.40	0.11

CAS NO.	SURROGATE	%REC	Q	LIMITS
17060-07-0	1,2-Dichloroethane-d4 (Surr)	113		60-132
460-00-4	4-Bromofluorobenzene	104		72-123

FORM I
GC/MS VOA ORGANICS ANALYSIS DATA SHEET

Lab Name: TestAmerica Edison
Job No.: 460-113049-1
SDG No.:
Client Sample ID:
Lab Sample ID: LCS 460-366072/4
Matrix: Water
Lab File ID: N93086.D
Analysis Method: 8260C SIM
Date Collected:
Sample wt/vol: 5(mL)
Date Analyzed: 05/03/2016 21:39
Soil Aliquot Vol:
Dilution Factor: 1
Soil Extract Vol.:
GC Column: DB-624 ID: 0.18(mm)
% Moisture:
Level: (low/med) Low
Analysis Batch No.: 366072
Units: ug/L

CAS NO.	COMPOUND NAME	RESULT	Q	RL	MDL
123-91-1	1,4-Dioxane	20.7		0.40	0.11

CAS NO.	SURROGATE	%REC	Q	LIMITS
17060-07-0	1,2-Dichloroethane-d4 (Surr)	110		60-132
460-00-4	4-Bromofluorobenzene	117		72-123

FORM II
GC/MS VOA SURROGATE RECOVERY

Lab Name: TestAmerica Edison Job No.: 460-113049-1

SDG No.:

Matrix: Water Level: Low

GC Column (1): Rtx-624 ID: 0.25(mm)

Client Sample ID	Lab Sample ID	DCA #	TOL #	BFB #
QC-EB042716	460-113049-1	110	99	105
QC-TB042716-02	460-113049-2	106	100	107
MW-51ML-XX	460-113049-3	109	99	105
MW-51MI-XX	460-113049-4	109	99	104
IW-N2169-XX	460-113049-5	104	98	101
MW-45MI-XX	460-113049-6	106	99	106
MW-45MU-XX	460-113049-7	106	99	105
QC-EB042816	460-113049-8	106	99	105
MW-43MI-XX	460-113049-9	106	99	103
MW-43MU-XX	460-113049-10	106	99	102
IW-N5535-XX	460-113049-11	108	100	103
MW-49MI-XX	460-113049-12	109	100	103
MW-49ML-XX	460-113049-13	108	100	105
MW-46ML-XX	460-113049-14	102	98	105
MW-46MI-XX	460-113049-15	113	99	97
MW-46MI-XX DL	460-113049-15 DL	107 D	99 D	102 D
MW-35GL-XX	460-113049-16	112	98	103
MW-35GL-XX DL	460-113049-16 DL	109 D	99 D	102 D
QC-EB042916	460-113049-17	105	101	103
MW-33ML-XX	460-113049-18	105	98	102
SW-N13821-XX	460-113049-19	106	99	104
SW-N13000-XX	460-113049-20	104	101	104
SW-N5099-XX	460-113049-21	107	101	104
	MB 460-366098/8	108	99	106
	MB 460-366326/7	106	100	102
	MB 460-366765/7	112	98	103
	LCS 460-366098/4	97	98	100
	LCS 460-366326/3	100	96	102
	LCS 460-366765/3	102	102	99
	LCSD 460-366326/4	97	101	102
	LCSD 460-366765/4	104	101	99
	460-113008-A-10 MS	102	99	107
	460-113008-A-10 MSD	102	95	104

	QC LIMITS
DCA = 1,2-Dichloroethane-d4 (Surr)	76-114
TOL = Toluene-d8 (Surr)	88-110
BFB = Bromofluorobenzene	86-115

Column to be used to flag recovery values

FORM II OLM04.2/VOL

FORM II
GC/MS VOA SURROGATE RECOVERY

Lab Name: TestAmerica Edison Job No.: 460-113049-1

SDG No.:

Matrix: Water Level: Low

GC Column (1): Rtx-624 ID: 0.25(mm)

Client Sample ID	Lab Sample ID	DCA #	TOL #	BFB #
	STOBLK 460-366765/16	114	99	102

	QC LIMITS
DCA = 1,2-Dichloroethane-d4 (Surr)	76-114
TOL = Toluene-d8 (Surr)	88-110
BFB = Bromofluorobenzene	86-115

Column to be used to flag recovery values

FORM II OLM04.2/VOL

FORM III
GC/MS VOA LAB CONTROL SAMPLE RECOVERY

Lab Name: TestAmerica Edison Job No.: 460-113049-1

SDG No.:

Matrix: Water Level: Low Lab File ID: V45066.D

Lab ID: LCS 460-366098/4 Client ID:

COMPOUND	SPIKE ADDED (ug/L)	LCS CONCENTRATION (ug/L)	LCS % REC	QC LIMITS REC	#
1,1,1-Trichloroethane	50.0	45.0	90	70-130	
1,1,2,2-Tetrachloroethane	50.0	45.0	90	70-130	
1,1,2-Trichloro-1,2,2-trifluoroethane	50.0	42.8	86	70-130	
1,1,2-Trichloroethane	50.0	46.9	94	70-130	
1,1-Dichloroethane	50.0	42.0	84	70-130	
1,1-Dichloroethene	50.0	42.2	84	61-145	
1,2,4-Trichlorobenzene	50.0	44.7	89	70-130	
1,2-Dibromo-3-Chloropropane	50.0	47.7	95	70-130	
1,2-Dibromoethane	50.0	46.8	94	70-130	
1,2-Dichlorobenzene	50.0	45.0	90	70-130	
1,2-Dichloroethane	50.0	44.6	89	70-130	
1,2-Dichloropropane	50.0	43.7	87	70-130	
1,3-Dichlorobenzene	50.0	44.5	89	70-130	
1,4-Dichlorobenzene	50.0	44.9	90	70-130	
2-Hexanone	50.0	46.0	92	70-130	
Acetone	50.0	43.3	87	70-130	
Benzene	50.0	43.8	88	76-127	
Bromodichloromethane	50.0	45.8	92	70-130	
Bromoform	50.0	46.6	93	70-130	
Bromomethane	50.0	42.7	85	70-130	
Carbon disulfide	50.0	40.9	82	70-130	
Carbon tetrachloride	50.0	44.5	89	70-130	
Chlorobenzene	50.0	42.8	86	75-130	
Chlorodifluoromethane	50.0	47.7	95	70-130	
Chloroethane	50.0	42.7	85	70-130	
Chloroform	50.0	42.8	86	70-130	
Chloromethane	50.0	41.9	84	70-130	
cis-1,2-Dichloroethene	50.0	43.6	87	70-130	
cis-1,3-Dichloropropene	50.0	45.8	92	70-130	
Cyclohexane	50.0	44.2	88	70-130	
Dibromochloromethane	50.0	44.3	89	70-130	
Dichlorodifluoromethane	50.0	45.0	90	70-130	
Ethylbenzene	50.0	41.8	84	70-130	
Freon 11	50.0	43.9	88	70-130	
Freon 115	50.0	44.8	90	70-130	
Freon 123	50.0	44.6	89	70-130	
Freon 152a	50.0	45.2	90	70-130	
Isopropylbenzene	50.0	43.5	87	70-130	
m&p-Xylene	100	85.3	85	70-130	
Methyl acetate	50.0	45.2	90	70-130	
Methyl ethyl ketone (MEK)	50.0	44.7	89	70-130	

Column to be used to flag recovery and RPD values

FORM III OLM04.2/VOL

FORM III
GC/MS VOA LAB CONTROL SAMPLE RECOVERY

Lab Name: TestAmerica Edison Job No.: 460-113049-1

SDG No.:

Matrix: Water Level: Low Lab File ID: V45066.D

Lab ID: LCS 460-366098/4 Client ID:

COMPOUND	SPIKE ADDED (ug/L)	LCS CONCENTRATION (ug/L)	LCS % REC	QC LIMITS REC	#
Methyl isobutyl ketone (MIBK)	50.0	44.6	89	70-130	
Methyl tert-butyl ether	50.0	46.4	93	70-130	
Methylcyclohexane	50.0	43.5	87	70-130	
Methylene Chloride	50.0	43.7	87	70-130	
o-Xylene	50.0	42.5	85	70-130	
Styrene	50.0	42.8	86	70-130	
Tetrachloroethene	50.0	41.8	84	70-130	
Toluene	50.0	42.9	86	76-125	
trans-1,2-Dichloroethene	50.0	42.4	85	70-130	
trans-1,3-Dichloropropene	50.0	45.5	91	70-130	
Trichloroethene	50.0	42.5	85	71-120	
Vinyl chloride	50.0	41.6	83	70-130	
Xylenes, Total	150	128	85	70-130	

Column to be used to flag recovery and RPD values

FORM III OLM04.2/VOL

FORM III
GC/MS VOA LAB CONTROL SAMPLE RECOVERY

Lab Name: TestAmerica Edison Job No.: 460-113049-1

SDG No.:

Matrix: Water Level: Low Lab File ID: V45098.D

Lab ID: LCS 460-366326/3 Client ID:

COMPOUND	SPIKE ADDED (ug/L)	LCS CONCENTRATION (ug/L)	LCS % REC	QC LIMITS REC	#
1,1,1-Trichloroethane	50.0	51.6	103	70-130	
1,1,2,2-Tetrachloroethane	50.0	55.8	112	70-130	
1,1,2-Trichloro-1,2,2-trifluoroethane	50.0	49.8	100	70-130	
1,1,2-Trichloroethane	50.0	54.6	109	70-130	
1,1-Dichloroethane	50.0	52.0	104	70-130	
1,1-Dichloroethene	50.0	50.8	102	61-145	
1,2,4-Trichlorobenzene	50.0	56.5	113	70-130	
1,2-Dibromo-3-Chloropropane	50.0	55.0	110	70-130	
1,2-Dibromoethane	50.0	52.0	104	70-130	
1,2-Dichlorobenzene	50.0	53.2	106	70-130	
1,2-Dichloroethane	50.0	52.7	105	70-130	
1,2-Dichloropropane	50.0	52.8	106	70-130	
1,3-Dichlorobenzene	50.0	52.2	104	70-130	
1,4-Dichlorobenzene	50.0	52.6	105	70-130	
2-Hexanone	50.0	58.3	117	70-130	
Acetone	50.0	51.8	104	70-130	
Benzene	50.0	50.5	101	76-127	
Bromodichloromethane	50.0	53.1	106	70-130	
Bromoform	50.0	55.1	110	70-130	
Bromomethane	50.0	50.1	100	70-130	
Carbon disulfide	50.0	49.5	99	70-130	
Carbon tetrachloride	50.0	53.3	107	70-130	
Chlorobenzene	50.0	52.1	104	75-130	
Chlorodifluoromethane	50.0	50.0	100	70-130	
Chloroethane	50.0	50.3	101	70-130	
Chloroform	50.0	50.9	102	70-130	
Chloromethane	50.0	50.6	101	70-130	
cis-1,2-Dichloroethene	50.0	49.3	99	70-130	
cis-1,3-Dichloropropene	50.0	53.5	107	70-130	
Cyclohexane	50.0	50.1	100	70-130	
Dibromochloromethane	50.0	54.6	109	70-130	
Dichlorodifluoromethane	50.0	49.9	100	70-130	
Ethylbenzene	50.0	52.9	106	70-130	
Freon 11	50.0	49.2	98	70-130	
Freon 115	50.0	49.4	99	70-130	
Freon 123	50.0	51.6	103	70-130	
Freon 152a	50.0	49.1	98	70-130	
Isopropylbenzene	50.0	49.7	99	70-130	
m&p-Xylene	100	106	106	70-130	
Methyl acetate	50.0	51.3	103	70-130	
Methyl ethyl ketone (MEK)	50.0	54.8	110	70-130	

Column to be used to flag recovery and RPD values

FORM III OLM04.2/VOL

FORM III
GC/MS VOA LAB CONTROL SAMPLE RECOVERY

Lab Name: TestAmerica Edison Job No.: 460-113049-1

SDG No.:

Matrix: Water Level: Low Lab File ID: V45098.D

Lab ID: LCS 460-366326/3 Client ID:

COMPOUND	SPIKE ADDED (ug/L)	LCS CONCENTRATION (ug/L)	LCS % REC	QC LIMITS REC	#
Methyl isobutyl ketone (MIBK)	50.0	57.3	115	70-130	
Methyl tert-butyl ether	50.0	52.5	105	70-130	
Methylcyclohexane	50.0	50.4	101	70-130	
Methylene Chloride	50.0	50.9	102	70-130	
o-Xylene	50.0	52.9	106	70-130	
Styrene	50.0	52.7	105	70-130	
Tetrachloroethene	50.0	52.0	104	70-130	
Toluene	50.0	52.1	104	76-125	
trans-1,2-Dichloroethene	50.0	50.6	101	70-130	
trans-1,3-Dichloropropene	50.0	54.3	109	70-130	
Trichloroethene	50.0	51.7	103	71-120	
Vinyl chloride	50.0	49.8	100	70-130	
Xylenes, Total	150	159	106	70-130	

Column to be used to flag recovery and RPD values

FORM III OLM04.2/VOL

FORM III
GC/MS VOA LAB CONTROL SAMPLE RECOVERY

Lab Name: TestAmerica Edison Job No.: 460-113049-1

SDG No.:

Matrix: Water Level: Low Lab File ID: V45146.D

Lab ID: LCS 460-366765/3 Client ID:

COMPOUND	SPIKE ADDED (ug/L)	LCS CONCENTRATION (ug/L)	LCS % REC	QC LIMITS REC	#
1,1,1-Trichloroethane	50.0	53.8	108	70-130	
1,1,2,2-Tetrachloroethane	50.0	58.4	117	70-130	
1,1,2-Trichloro-1,2,2-trifluoroethane	50.0	47.6	95	70-130	
1,1,2-Trichloroethane	50.0	54.3	109	70-130	
1,1-Dichloroethane	50.0	52.9	106	70-130	
1,1-Dichloroethene	50.0	53.6	107	61-145	
1,2,4-Trichlorobenzene	50.0	57.0	114	70-130	
1,2-Dibromo-3-Chloropropane	50.0	60.5	121	70-130	
1,2-Dibromoethane	50.0	55.0	110	70-130	
1,2-Dichlorobenzene	50.0	54.8	110	70-130	
1,2-Dichloroethane	50.0	55.8	112	70-130	
1,2-Dichloropropane	50.0	51.9	104	70-130	
1,3-Dichlorobenzene	50.0	53.5	107	70-130	
1,4-Dichlorobenzene	50.0	54.0	108	70-130	
2-Hexanone	50.0	64.8	130	70-130	
Acetone	50.0	50.4	101	70-130	
Benzene	50.0	51.9	104	76-127	
Bromodichloromethane	50.0	51.9	104	70-130	
Bromoform	50.0	55.5	111	70-130	
Bromomethane	50.0	53.4	107	70-130	
Carbon disulfide	50.0	49.4	99	70-130	
Carbon tetrachloride	50.0	53.5	107	70-130	
Chlorobenzene	50.0	53.0	106	75-130	
Chlorodifluoromethane	50.0	55.3	111	70-130	
Chloroethane	50.0	52.4	105	70-130	
Chloroform	50.0	54.0	108	70-130	
Chloromethane	50.0	52.4	105	70-130	
cis-1,2-Dichloroethene	50.0	52.2	104	70-130	
cis-1,3-Dichloropropene	50.0	52.8	106	70-130	
Cyclohexane	50.0	46.8	94	70-130	
Dibromochloromethane	50.0	54.0	108	70-130	
Dichlorodifluoromethane	50.0	46.0	92	70-130	
Ethylbenzene	50.0	54.5	109	70-130	
Freon 11	50.0	48.5	97	70-130	
Freon 115	50.0	56.7	113	70-130	
Freon 123	50.0	55.5	111	70-130	
Freon 152a	50.0	52.4	105	70-130	
Isopropylbenzene	50.0	51.8	104	70-130	
m&p-Xylene	100	110	110	70-130	
Methyl acetate	50.0	56.2	112	70-130	
Methyl ethyl ketone (MEK)	50.0	60.5	121	70-130	

Column to be used to flag recovery and RPD values

FORM III OLM04.2/VOL

FORM III
GC/MS VOA LAB CONTROL SAMPLE RECOVERY

Lab Name: TestAmerica Edison Job No.: 460-113049-1

SDG No.:

Matrix: Water Level: Low Lab File ID: V45146.D

Lab ID: LCS 460-366765/3 Client ID:

COMPOUND	SPIKE ADDED (ug/L)	LCS CONCENTRATION (ug/L)	LCS % REC	QC LIMITS REC	#
Methyl isobutyl ketone (MIBK)	50.0	60.3	121	70-130	
Methyl tert-butyl ether	50.0	57.6	115	70-130	
Methylcyclohexane	50.0	47.0	94	70-130	
Methylene Chloride	50.0	53.5	107	70-130	
o-Xylene	50.0	53.5	107	70-130	
Styrene	50.0	54.1	108	70-130	
Tetrachloroethene	50.0	55.1	110	70-130	
Toluene	50.0	53.5	107	76-125	
trans-1,2-Dichloroethene	50.0	54.6	109	70-130	
trans-1,3-Dichloropropene	50.0	53.4	107	70-130	
Trichloroethene	50.0	52.8	106	71-120	
Vinyl chloride	50.0	52.8	106	70-130	
Xylenes, Total	150	163	109	70-130	

Column to be used to flag recovery and RPD values

FORM III OLM04.2/VOL

FORM III
GC/MS VOA LAB CONTROL SAMPLE DUPLICATE RECOVERY

Lab Name: TestAmerica Edison Job No.: 460-113049-1

SDG No.:

Matrix: Water Level: Low Lab File ID: V45099.D

Lab ID: LCSD 460-366326/4 Client ID:

COMPOUND	SPIKE ADDED (ug/L)	LCSD CONCENTRATION (ug/L)	LCSD % REC	% RPD	QC LIMITS RPD	QC LIMITS REC	#
1,1,1-Trichloroethane	50.0	54.2	108	5	30	70-130	
1,1,2,2-Tetrachloroethane	50.0	57.2	114	2	30	70-130	
1,1,2-Trichloro-1,2,2-trifluoroethane	50.0	51.5	103	3	30	70-130	
1,1,2-Trichloroethane	50.0	56.4	113	3	30	70-130	
1,1-Dichloroethane	50.0	50.5	101	3	30	70-130	
1,1-Dichloroethene	50.0	52.5	105	3	14	61-145	
1,2,4-Trichlorobenzene	50.0	61.7	123	9	30	70-130	
1,2-Dibromo-3-Chloropropane	50.0	60.0	120	9	30	70-130	
1,2-Dibromoethane	50.0	54.6	109	5	30	70-130	
1,2-Dichlorobenzene	50.0	54.8	110	3	30	70-130	
1,2-Dichloroethane	50.0	53.0	106	1	30	70-130	
1,2-Dichloropropane	50.0	55.6	111	5	30	70-130	
1,3-Dichlorobenzene	50.0	54.2	108	4	30	70-130	
1,4-Dichlorobenzene	50.0	56.4	113	7	30	70-130	
2-Hexanone	50.0	61.9	124	6	30	70-130	
Acetone	50.0	55.6	111	7	30	70-130	
Benzene	50.0	52.9	106	4	11	76-127	
Bromodichloromethane	50.0	53.6	107	1	30	70-130	
Bromoform	50.0	56.8	114	3	30	70-130	
Bromomethane	50.0	51.3	103	2	30	70-130	
Carbon disulfide	50.0	52.0	104	5	30	70-130	
Carbon tetrachloride	50.0	56.4	113	6	30	70-130	
Chlorobenzene	50.0	53.2	106	2	13	75-130	
Chlorodifluoromethane	50.0	52.8	106	6	30	70-130	
Chloroethane	50.0	51.4	103	2	30	70-130	
Chloroform	50.0	51.3	103	1	30	70-130	
Chloromethane	50.0	50.9	102	1	30	70-130	
cis-1,2-Dichloroethene	50.0	51.1	102	4	30	70-130	
cis-1,3-Dichloropropene	50.0	55.0	110	3	30	70-130	
Cyclohexane	50.0	54.4	109	8	30	70-130	
Dibromochloromethane	50.0	55.4	111	1	30	70-130	
Dichlorodifluoromethane	50.0	52.1	104	4	30	70-130	
Ethylbenzene	50.0	55.1	110	4	30	70-130	
Freon 11	50.0	51.0	102	4	30	70-130	
Freon 115	50.0	48.9	98	1	30	70-130	
Freon 123	50.0	52.2	104	1	30	70-130	
Freon 152a	50.0	50.6	101	3	30	70-130	
Isopropylbenzene	50.0	53.2	106	7	30	70-130	
m&p-Xylene	100	110	110	4	30	70-130	
Methyl acetate	50.0	54.5	109	6	30	70-130	
Methyl ethyl ketone (MEK)	50.0	56.0	112	2	30	70-130	

Column to be used to flag recovery and RPD values

FORM III OLM04.2/VOL

FORM III
GC/MS VOA LAB CONTROL SAMPLE DUPLICATE RECOVERY

Lab Name: TestAmerica Edison Job No.: 460-113049-1

SDG No.:

Matrix: Water Level: Low Lab File ID: V45099.D

Lab ID: LCSD 460-366326/4 Client ID:

COMPOUND	SPIKE ADDED (ug/L)	LCSD CONCENTRATION (ug/L)	LCSD % REC	% RPD	QC LIMITS RPD	QC LIMITS REC	#
Methyl isobutyl ketone (MIBK)	50.0	59.9	120	4	30	70-130	
Methyl tert-butyl ether	50.0	53.9	108	3	30	70-130	
Methylcyclohexane	50.0	53.4	107	6	30	70-130	
Methylene Chloride	50.0	51.6	103	1	30	70-130	
o-Xylene	50.0	54.8	110	4	30	70-130	
Styrene	50.0	54.7	109	4	30	70-130	
Tetrachloroethene	50.0	54.5	109	5	30	70-130	
Toluene	50.0	53.7	107	3	13	76-125	
trans-1,2-Dichloroethene	50.0	52.8	106	4	30	70-130	
trans-1,3-Dichloropropene	50.0	55.8	112	3	30	70-130	
Trichloroethene	50.0	54.0	108	4	14	71-120	
Vinyl chloride	50.0	51.3	103	3	30	70-130	
Xylenes, Total	150	164	110	4	30	70-130	

Column to be used to flag recovery and RPD values

FORM III OLM04.2/VOL

FORM III
GC/MS VOA LAB CONTROL SAMPLE DUPLICATE RECOVERY

Lab Name: TestAmerica Edison Job No.: 460-113049-1

SDG No.:

Matrix: Water Level: Low Lab File ID: V45147.D

Lab ID: LCSD 460-366765/4 Client ID:

COMPOUND	SPIKE ADDED (ug/L)	LCSD CONCENTRATION (ug/L)	LCSD % REC	% RPD	QC LIMITS RPD	QC LIMITS REC	#
1,1,1-Trichloroethane	50.0	53.9	108	0	30	70-130	
1,1,2,2-Tetrachloroethane	50.0	57.7	115	1	30	70-130	
1,1,2-Trichloro-1,2,2-trifluoroethane	50.0	46.9	94	1	30	70-130	
1,1,2-Trichloroethane	50.0	55.5	111	2	30	70-130	
1,1-Dichloroethane	50.0	53.3	107	1	30	70-130	
1,1-Dichloroethene	50.0	53.6	107	0	14	61-145	
1,2,4-Trichlorobenzene	50.0	55.6	111	2	30	70-130	
1,2-Dibromo-3-Chloropropane	50.0	58.5	117	3	30	70-130	
1,2-Dibromoethane	50.0	54.0	108	2	30	70-130	
1,2-Dichlorobenzene	50.0	52.9	106	4	30	70-130	
1,2-Dichloroethane	50.0	57.1	114	2	30	70-130	
1,2-Dichloropropane	50.0	53.9	108	4	30	70-130	
1,3-Dichlorobenzene	50.0	52.1	104	3	30	70-130	
1,4-Dichlorobenzene	50.0	52.5	105	3	30	70-130	
2-Hexanone	50.0	61.5	123	5	30	70-130	
Acetone	50.0	52.3	105	4	30	70-130	
Benzene	50.0	52.1	104	0	11	76-127	
Bromodichloromethane	50.0	51.9	104	0	30	70-130	
Bromoform	50.0	56.3	113	1	30	70-130	
Bromomethane	50.0	55.1	110	3	30	70-130	
Carbon disulfide	50.0	50.6	101	2	30	70-130	
Carbon tetrachloride	50.0	54.8	110	2	30	70-130	
Chlorobenzene	50.0	52.1	104	2	13	75-130	
Chlorodifluoromethane	50.0	57.8	116	4	30	70-130	
Chloroethane	50.0	53.2	106	1	30	70-130	
Chloroform	50.0	53.9	108	0	30	70-130	
Chloromethane	50.0	54.5	109	4	30	70-130	
cis-1,2-Dichloroethene	50.0	52.1	104	0	30	70-130	
cis-1,3-Dichloropropene	50.0	52.7	105	0	30	70-130	
Cyclohexane	50.0	46.2	92	1	30	70-130	
Dibromochloromethane	50.0	52.3	105	3	30	70-130	
Dichlorodifluoromethane	50.0	47.2	94	2	30	70-130	
Ethylbenzene	50.0	53.7	107	2	30	70-130	
Freon 11	50.0	48.7	97	0	30	70-130	
Freon 115	50.0	52.7	105	7	30	70-130	
Freon 123	50.0	55.2	110	1	30	70-130	
Freon 152a	50.0	54.1	108	3	30	70-130	
Isopropylbenzene	50.0	51.2	102	1	30	70-130	
m&p-Xylene	100	107	107	3	30	70-130	
Methyl acetate	50.0	58.5	117	4	30	70-130	
Methyl ethyl ketone (MEK)	50.0	60.1	120	1	30	70-130	

Column to be used to flag recovery and RPD values

FORM III OLM04.2/VOL

FORM III
GC/MS VOA LAB CONTROL SAMPLE DUPLICATE RECOVERY

Lab Name: TestAmerica Edison Job No.: 460-113049-1

SDG No.:

Matrix: Water Level: Low Lab File ID: V45147.D

Lab ID: LCSD 460-366765/4 Client ID:

COMPOUND	SPIKE ADDED (ug/L)	LCSD CONCENTRATION (ug/L)	LCSD % REC	% RPD	QC LIMITS RPD	QC LIMITS REC	#
Methyl isobutyl ketone (MIBK)	50.0	58.9	118	2	30	70-130	
Methyl tert-butyl ether	50.0	57.7	115	0	30	70-130	
Methylcyclohexane	50.0	46.8	94	0	30	70-130	
Methylene Chloride	50.0	53.9	108	1	30	70-130	
o-Xylene	50.0	53.2	106	1	30	70-130	
Styrene	50.0	52.8	106	2	30	70-130	
Tetrachloroethene	50.0	54.7	109	1	30	70-130	
Toluene	50.0	52.3	105	2	13	76-125	
trans-1,2-Dichloroethene	50.0	55.2	110	1	30	70-130	
trans-1,3-Dichloropropene	50.0	53.7	107	1	30	70-130	
Trichloroethene	50.0	54.1	108	3	14	71-120	
Vinyl chloride	50.0	53.9	108	2	30	70-130	
Xylenes, Total	150	160	107	2	30	70-130	

Column to be used to flag recovery and RPD values

FORM III OLM04.2/VOL

FORM III
GC/MS VOA MATRIX SPIKE RECOVERY

Lab Name: TestAmerica Edison Job No.: 460-113049-1

SDG No.:

Matrix: Water Level: Low Lab File ID: V45091.D

Lab ID: 460-113008-A-10 MS Client ID:

COMPOUND	SPIKE ADDED (ug/L)	SAMPLE CONCENTRATION (ug/L)	MS CONCENTRATION (ug/L)	MS % REC	QC LIMITS REC	#
1,1,1-Trichloroethane	250	5.0 U	216	86	70-130	
1,1,2,2-Tetrachloroethane	250	5.0 U	233	93	70-130	
1,1,2-Trichloro-1,2,2-trifluoroethane	250	11	199	75	70-130	
1,1,2-Trichloroethane	250	5.0 U	234	94	70-130	
1,1-Dichloroethane	250	5.0 U	211	84	70-130	
1,1-Dichloroethene	250	0.69 J	215	86	61-145	
1,2,4-Trichlorobenzene	250	5.0 U	185	74	70-130	
1,2-Dibromo-3-Chloropropane	250	5.0 U	236	94	70-130	
1,2-Dibromoethane	250	5.0 U	223	89	70-130	
1,2-Dichlorobenzene	250	5.0 U	207	83	70-130	
1,2-Dichloroethane	250	0.81 J	232	92	70-130	
1,2-Dichloropropane	250	5.0 U	224	90	70-130	
1,3-Dichlorobenzene	250	5.0 U	200	80	70-130	
1,4-Dichlorobenzene	250	5.0 U	201	80	70-130	
2-Hexanone	250	5.0 U	233	93	70-130	
Acetone	250	5.0 U	237	95	70-130	
Benzene	250	5.0 U	216	86	76-127	
Bromodichloromethane	250	5.0 U	214	86	70-130	
Bromoform	250	5.0 U	227	91	70-130	
Bromomethane	250	5.0 U	204	82	70-130	
Carbon disulfide	250	5.0 U	197	79	70-130	
Carbon tetrachloride	250	5.0 U	206	82	70-130	
Chlorobenzene	250	5.0 U	207	83	75-130	
Chlorodifluoromethane	250	5.0	216	84	70-130	
Chloroethane	250	5.0 U	215	86	70-130	
Chloroform	250	0.83 J	220	88	70-130	
Chloromethane	250	5.0 U	219	88	70-130	
cis-1,2-Dichloroethene	250	350	565	88	70-130	
cis-1,3-Dichloropropene	250	5.0 U	214	86	70-130	
Cyclohexane	250	5.0 U	180	72	70-130	
Dibromochloromethane	250	5.0 U	213	85	70-130	
Dichlorodifluoromethane	250	5.0 U	188	75	70-130	
Ethylbenzene	250	5.0 U	208	83	70-130	
Freon 11	250	5.0 U	200	80	70-130	
Freon 115	250	5.0 U	136	54	70-130	F1
Freon 123	250	5.0 U	200	80	70-130	
Freon 152a	250	5.0 U	203	81	70-130	
Isopropylbenzene	250	5.0 U	201	80	70-130	
m&p-Xylene	500	5.0 U	416	83	70-130	
Methyl acetate	250	5.0 U	248	99	70-130	
Methyl ethyl ketone (MEK)	250	5.0 U	261	104	70-130	

Column to be used to flag recovery and RPD values

FORM III OLM04.2/VOL

FORM III
GC/MS VOA MATRIX SPIKE RECOVERY

Lab Name: TestAmerica Edison Job No.: 460-113049-1

SDG No.:

Matrix: Water Level: Low Lab File ID: V45091.D

Lab ID: 460-113008-A-10 MS Client ID:

COMPOUND	SPIKE ADDED (ug/L)	SAMPLE CONCENTRATION (ug/L)	MS CONCENTRATION (ug/L)	MS % REC	QC LIMITS REC	#
Methyl isobutyl ketone (MIBK)	250	5.0 U	232	93	70-130	
Methyl tert-butyl ether	250	5.0 U	239	96	70-130	
Methylcyclohexane	250	5.0 U	177	71	70-130	
Methylene Chloride	250	5.0 U	229	91	70-130	
o-Xylene	250	5.0 U	208	83	70-130	
Styrene	250	5.0 U	207	83	70-130	
Tetrachloroethene	250	28	230	81	70-130	
Toluene	250	5.0 U	210	84	76-125	
trans-1,2-Dichloroethene	250	2.5 J	220	87	70-130	
trans-1,3-Dichloropropene	250	5.0 U	215	86	70-130	
Trichloroethene	250	79	277	79	71-120	
Vinyl chloride	250	5.0 U	213	85	70-130	
Xylenes, Total	750	5.0 U	625	83	70-130	

Column to be used to flag recovery and RPD values

FORM III OLM04.2/VOL

FORM III
GC/MS VOA MATRIX SPIKE DUPLICATE RECOVERY

Lab Name: TestAmerica Edison Job No.: 460-113049-1

SDG No.:

Matrix: Water Level: Low Lab File ID: V45092.D

Lab ID: 460-113008-A-10 MSD Client ID:

COMPOUND	SPIKE ADDED (ug/L)	MSD CONCENTRATION (ug/L)	MSD % REC	% RPD	QC LIMITS RPD	QC LIMITS REC	#
1,1,1-Trichloroethane	250	228	91	6	30	70-130	
1,1,2,2-Tetrachloroethane	250	236	94	1	30	70-130	
1,1,2-Trichloro-1,2,2-trifluoroethane	250	209	79	5	30	70-130	
1,1,2-Trichloroethane	250	242	97	3	30	70-130	
1,1-Dichloroethane	250	214	86	2	30	70-130	
1,1-Dichloroethene	250	226	90	5	14	61-145	
1,2,4-Trichlorobenzene	250	205	82	10	30	70-130	
1,2-Dibromo-3-Chloropropane	250	253	101	7	30	70-130	
1,2-Dibromoethane	250	228	91	2	30	70-130	
1,2-Dichlorobenzene	250	214	85	3	30	70-130	
1,2-Dichloroethane	250	230	92	1	30	70-130	
1,2-Dichloropropane	250	231	92	3	30	70-130	
1,3-Dichlorobenzene	250	208	83	4	30	70-130	
1,4-Dichlorobenzene	250	212	85	5	30	70-130	
2-Hexanone	250	245	98	5	30	70-130	
Acetone	250	230	92	3	30	70-130	
Benzene	250	223	89	3	11	76-127	
Bromodichloromethane	250	226	91	5	30	70-130	
Bromoform	250	240	96	5	30	70-130	
Bromomethane	250	213	85	4	30	70-130	
Carbon disulfide	250	207	83	5	30	70-130	
Carbon tetrachloride	250	222	89	7	30	70-130	
Chlorobenzene	250	215	86	4	13	75-130	
Chlorodifluoromethane	250	226	88	5	30	70-130	
Chloroethane	250	217	87	1	30	70-130	
Chloroform	250	223	89	1	30	70-130	
Chloromethane	250	227	91	4	30	70-130	
cis-1,2-Dichloroethene	250	562	87	1	30	70-130	
cis-1,3-Dichloropropene	250	223	89	4	30	70-130	
Cyclohexane	250	201	80	11	30	70-130	
Dibromochloromethane	250	219	87	2	30	70-130	
Dichlorodifluoromethane	250	203	81	8	30	70-130	
Ethylbenzene	250	215	86	3	30	70-130	
Freon 11	250	206	82	3	30	70-130	
Freon 115	250	179	72	27	30	70-130	
Freon 123	250	207	83	3	30	70-130	
Freon 152a	250	210	84	4	30	70-130	
Isopropylbenzene	250	212	85	5	30	70-130	
m&p-Xylene	500	433	87	4	30	70-130	
Methyl acetate	250	248	99	0	30	70-130	
Methyl ethyl ketone (MEK)	250	264	106	1	30	70-130	

Column to be used to flag recovery and RPD values

FORM III OLM04.2/VOL

FORM III
GC/MS VOA MATRIX SPIKE DUPLICATE RECOVERY

Lab Name: TestAmerica Edison Job No.: 460-113049-1

SDG No.:

Matrix: Water Level: Low Lab File ID: V45092.D

Lab ID: 460-113008-A-10 MSD Client ID:

COMPOUND	SPIKE ADDED (ug/L)	MSD CONCENTRATION (ug/L)	MSD % REC	% RPD	QC LIMITS RPD	QC LIMITS REC	#
Methyl isobutyl ketone (MIBK)	250	239	96	3	30	70-130	
Methyl tert-butyl ether	250	242	97	1	30	70-130	
Methylcyclohexane	250	192	77	8	30	70-130	
Methylene Chloride	250	233	93	2	30	70-130	
o-Xylene	250	215	86	3	30	70-130	
Styrene	250	215	86	4	30	70-130	
Tetrachloroethene	250	236	83	3	30	70-130	
Toluene	250	217	87	3	13	76-125	
trans-1,2-Dichloroethene	250	231	91	4	30	70-130	
trans-1,3-Dichloropropene	250	221	88	3	30	70-130	
Trichloroethene	250	310	92	11	14	71-120	
Vinyl chloride	250	221	88	4	30	70-130	
Xylenes, Total	750	648	86	4	30	70-130	

Column to be used to flag recovery and RPD values

FORM III OLM04.2/VOL

FORM IV
GC/MS VOA METHOD BLANK SUMMARY

Lab Name: TestAmerica Edison Job No.: 460-113049-1

SDG No.:

Lab File ID: V45070.D Lab Sample ID: MB 460-366098/8

Matrix: Water Heated Purge:(Y/N) N

Instrument ID: CVOAMS7 Date Analyzed: 05/04/2016 01:11

GC Column: Rtx-624 ID: 0.25(mm)

THIS METHOD BLANK APPLIES TO THE FOLLOWING SAMPLES:

CLIENT SAMPLE ID	LAB SAMPLE ID	LAB FILE ID	DATE ANALYZED
	LCS 460-366098/4	V45066.D	05/03/2016 23:39
QC-TB042716-02	460-113049-2	V45072.D	05/04/2016 02:01
QC-EB042716	460-113049-1	V45073.D	05/04/2016 02:24
QC-EB042816	460-113049-8	V45074.D	05/04/2016 02:48
MW-51ML-XX	460-113049-3	V45077.D	05/04/2016 04:02
MW-51MI-XX	460-113049-4	V45078.D	05/04/2016 04:25
MW-43MI-XX	460-113049-9	V45080.D	05/04/2016 05:12
MW-45MI-XX	460-113049-6	V45082.D	05/04/2016 05:59
MW-45MU-XX	460-113049-7	V45083.D	05/04/2016 06:22
	460-113008-A-10 MS	V45091.D	05/04/2016 09:30
	460-113008-A-10 MSD	V45092.D	05/04/2016 09:53

FORM IV
GC/MS VOA METHOD BLANK SUMMARY

Lab Name: TestAmerica Edison Job No.: 460-113049-1

SDG No.:

Lab File ID: V45102.D Lab Sample ID: MB 460-366326/7

Matrix: Water Heated Purge:(Y/N) N

Instrument ID: CVOAMS7 Date Analyzed: 05/05/2016 01:02

GC Column: Rtx-624 ID: 0.25(mm)

THIS METHOD BLANK APPLIES TO THE FOLLOWING SAMPLES:

CLIENT SAMPLE ID	LAB SAMPLE ID	LAB FILE ID	DATE ANALYZED
	LCS 460-366326/3	V45098.D	05/04/2016 23:30
	LCSD 460-366326/4	V45099.D	05/04/2016 23:53
QC-EB042916	460-113049-17	V45104.D	05/05/2016 01:48
MW-46ML-XX	460-113049-14	V45105.D	05/05/2016 02:12
SW-N13000-XX	460-113049-20	V45106.D	05/05/2016 02:35
SW-N5099-XX	460-113049-21	V45107.D	05/05/2016 02:59
IW-N5535-XX	460-113049-11	V45108.D	05/05/2016 03:23
MW-49MI-XX	460-113049-12	V45109.D	05/05/2016 03:46
MW-49ML-XX	460-113049-13	V45110.D	05/05/2016 04:10
MW-33ML-XX	460-113049-18	V45111.D	05/05/2016 04:34
SW-N13821-XX	460-113049-19	V45112.D	05/05/2016 04:57
IW-N2169-XX	460-113049-5	V45117.D	05/05/2016 06:54
MW-43MU-XX	460-113049-10	V45118.D	05/05/2016 07:18
MW-46MI-XX DL	460-113049-15 DL	V45119.D	05/05/2016 07:41
MW-35GL-XX DL	460-113049-16 DL	V45120.D	05/05/2016 08:05

FORM IV
GC/MS VOA METHOD BLANK SUMMARY

Lab Name: TestAmerica Edison Job No.: 460-113049-1

SDG No.:

Lab File ID: V45150.D Lab Sample ID: MB 460-366765/7

Matrix: Water Heated Purge:(Y/N) N

Instrument ID: CVOAMS7 Date Analyzed: 05/06/2016 23:57

GC Column: Rtx-624 ID: 0.25(mm)

THIS METHOD BLANK APPLIES TO THE FOLLOWING SAMPLES:

CLIENT SAMPLE ID	LAB SAMPLE ID	LAB FILE ID	DATE ANALYZED
	LCS 460-366765/3	V45146.D	05/06/2016 22:23
	LCSD 460-366765/4	V45147.D	05/06/2016 22:47
MW-46MI-XX	460-113049-15	V45151.D	05/07/2016 00:20
MW-35GL-XX	460-113049-16	V45153.D	05/07/2016 01:10
	STOBLK 460-366765/16	V45159.D	05/07/2016 03:30

FORM V
GC/MS VOA INSTRUMENT PERFORMANCE CHECK
BROMOFLUOROBENZENE (BFB)

Lab Name: TestAmerica Edison Job No.: 460-113049-1

SDG No.:

Lab File ID: V42896.D BFB Injection Date: 10/02/2015

Instrument ID: CVOAMS7 BFB Injection Time: 07:43

Analysis Batch No.: 326172

M/E	ION ABUNDANCE CRITERIA	% RELATIVE ABUNDANCE	
50	8.0 - 40.0% of mass 95	19.1	
75	30.0 - 66.0% of mass 95	54.6	
95	Base peak, 100% relative abundance	100.0	
96	5.0 - 9.0% of mass 95	6.6	
173	Less than 2.0% of mass 174	1.5	(1.5) 1
174	50.0 - 120.0% of mass 95	98.6	
175	4.0 - 9.0 % of mass 174	7.5	(7.6) 1
176	93.0 - 101.0% of mass 174	96.7	(98.1) 1
177	5.0 - 9.0% of mass 176	6.4	(6.6) 2

1-Value is % mass 174 2-Value is % mass 176

THIS CHECK APPLIES TO THE FOLLOWING SAMPLES, MS, MSD, BLANKS AND STANDARDS:

CLIENT SAMPLE ID	LAB SAMPLE ID	LAB FILE ID	DATE ANALYZED	TIME ANALYZED
	STD50 460-326172/2	V42897.D	10/02/2015	08:13
	STD20 460-326172/4	V42899.D	10/02/2015	09:06
	STD1 460-326172/5	V42900.D	10/02/2015	09:29
	STD100 460-326172/6	V42901.D	10/02/2015	09:52
	STD200 460-326172/7	V42902.D	10/02/2015	10:16

FORM V
GC/MS VOA INSTRUMENT PERFORMANCE CHECK
BROMOFLUOROBENZENE (BFB)

Lab Name: TestAmerica Edison Job No.: 460-113049-1

SDG No.:

Lab File ID: V45063.D BFB Injection Date: 05/03/2016

Instrument ID: CVOAMS7 BFB Injection Time: 22:03

Analysis Batch No.: 366098

M/E	ION ABUNDANCE CRITERIA	% RELATIVE ABUNDANCE	
50	8.0 - 40.0% of mass 95	16.0	
75	30.0 - 66.0% of mass 95	47.7	
95	Base peak, 100% relative abundance	100.0	
96	5.0 - 9.0% of mass 95	6.8	
173	Less than 2.0% of mass 174	1.0	(1.2) 1
174	50.0 - 120.0% of mass 95	82.0	
175	4.0 - 9.0 % of mass 174	5.9	(7.2) 1
176	93.0 - 101.0% of mass 174	81.4	(99.2) 1
177	5.0 - 9.0% of mass 176	5.2	(6.4) 2

1-Value is % mass 174 2-Value is % mass 176

THIS CHECK APPLIES TO THE FOLLOWING SAMPLES, MS, MSD, BLANKS AND STANDARDS:

CLIENT SAMPLE ID	LAB SAMPLE ID	LAB FILE ID	DATE ANALYZED	TIME ANALYZED
	CCVIS 460-366098/3	V45065.D	05/03/2016	23:16
	LCS 460-366098/4	V45066.D	05/03/2016	23:39
	MB 460-366098/8	V45070.D	05/04/2016	01:11
QC-TB042716-02	460-113049-2	V45072.D	05/04/2016	02:01
QC-EB042716	460-113049-1	V45073.D	05/04/2016	02:24
QC-EB042816	460-113049-8	V45074.D	05/04/2016	02:48
MW-51ML-XX	460-113049-3	V45077.D	05/04/2016	04:02
MW-51MI-XX	460-113049-4	V45078.D	05/04/2016	04:25
MW-43MI-XX	460-113049-9	V45080.D	05/04/2016	05:12
MW-45MI-XX	460-113049-6	V45082.D	05/04/2016	05:59
MW-45MU-XX	460-113049-7	V45083.D	05/04/2016	06:22
	460-113008-A-10 MS	V45091.D	05/04/2016	09:30
	460-113008-A-10 MSD	V45092.D	05/04/2016	09:53

FORM V
GC/MS VOA INSTRUMENT PERFORMANCE CHECK
BROMOFLUOROBENZENE (BFB)

Lab Name: TestAmerica Edison Job No.: 460-113049-1

SDG No.:

Lab File ID: V45096.D BFB Injection Date: 05/04/2016

Instrument ID: CVOAMS7 BFB Injection Time: 22:43

Analysis Batch No.: 366326

M/E	ION ABUNDANCE CRITERIA	% RELATIVE ABUNDANCE	
50	8.0 - 40.0% of mass 95	15.2	
75	30.0 - 66.0% of mass 95	46.0	
95	Base peak, 100% relative abundance	100.0	
96	5.0 - 9.0% of mass 95	6.0	
173	Less than 2.0% of mass 174	0.9	(1.2) 1
174	50.0 - 120.0% of mass 95	80.4	
175	4.0 - 9.0 % of mass 174	5.9	(7.3) 1
176	93.0 - 101.0% of mass 174	78.7	(97.9) 1
177	5.0 - 9.0% of mass 176	5.2	(6.7) 2

1-Value is % mass 174 2-Value is % mass 176

THIS CHECK APPLIES TO THE FOLLOWING SAMPLES, MS, MSD, BLANKS AND STANDARDS:

CLIENT SAMPLE ID	LAB SAMPLE ID	LAB FILE ID	DATE ANALYZED	TIME ANALYZED
	CCVIS 460-366326/2	V45097.D	05/04/2016	23:07
	LCS 460-366326/3	V45098.D	05/04/2016	23:30
	LCSD 460-366326/4	V45099.D	05/04/2016	23:53
	MB 460-366326/7	V45102.D	05/05/2016	01:02
QC-EB042916	460-113049-17	V45104.D	05/05/2016	01:48
MW-46ML-XX	460-113049-14	V45105.D	05/05/2016	02:12
SW-N13000-XX	460-113049-20	V45106.D	05/05/2016	02:35
SW-N5099-XX	460-113049-21	V45107.D	05/05/2016	02:59
IW-N5535-XX	460-113049-11	V45108.D	05/05/2016	03:23
MW-49MI-XX	460-113049-12	V45109.D	05/05/2016	03:46
MW-49ML-XX	460-113049-13	V45110.D	05/05/2016	04:10
MW-33ML-XX	460-113049-18	V45111.D	05/05/2016	04:34
SW-N13821-XX	460-113049-19	V45112.D	05/05/2016	04:57
IW-N2169-XX	460-113049-5	V45117.D	05/05/2016	06:54
MW-43MU-XX	460-113049-10	V45118.D	05/05/2016	07:18
MW-46MI-XX DL	460-113049-15 DL	V45119.D	05/05/2016	07:41
MW-35GL-XX DL	460-113049-16 DL	V45120.D	05/05/2016	08:05

FORM V
GC/MS VOA INSTRUMENT PERFORMANCE CHECK
BROMOFLUOROBENZENE (BFB)

Lab Name: TestAmerica Edison Job No.: 460-113049-1

SDG No.:

Lab File ID: V45144.D BFB Injection Date: 05/06/2016

Instrument ID: CVOAMS7 BFB Injection Time: 21:34

Analysis Batch No.: 366765

M/E	ION ABUNDANCE CRITERIA	% RELATIVE ABUNDANCE	
50	8.0 - 40.0% of mass 95	15.2	
75	30.0 - 66.0% of mass 95	45.4	
95	Base peak, 100% relative abundance	100.0	
96	5.0 - 9.0% of mass 95	6.3	
173	Less than 2.0% of mass 174	0.7	(0.8) 1
174	50.0 - 120.0% of mass 95	84.0	
175	4.0 - 9.0 % of mass 174	6.3	(7.5) 1
176	93.0 - 101.0% of mass 174	80.9	(96.4) 1
177	5.0 - 9.0% of mass 176	5.0	(6.1) 2

1-Value is % mass 174 2-Value is % mass 176

THIS CHECK APPLIES TO THE FOLLOWING SAMPLES, MS, MSD, BLANKS AND STANDARDS:

CLIENT SAMPLE ID	LAB SAMPLE ID	LAB FILE ID	DATE ANALYZED	TIME ANALYZED
	CCVIS 460-366765/2	V45145.D	05/06/2016	21:59
	LCS 460-366765/3	V45146.D	05/06/2016	22:23
	LCSD 460-366765/4	V45147.D	05/06/2016	22:47
	MB 460-366765/7	V45150.D	05/06/2016	23:57
MW-46MI-XX	460-113049-15	V45151.D	05/07/2016	00:20
MW-35GL-XX	460-113049-16	V45153.D	05/07/2016	01:10
	STOBLK 460-366765/16	V45159.D	05/07/2016	03:30

FORM VIII
GC/MS VOA INTERNAL STANDARD AREA AND RETENTION TIME SUMMARY

Lab Name: TestAmerica Edison Job No.: 460-113049-1

SDG No.:

Sample No.: CCVIS 460-366098/3 Date Analyzed: 05/03/2016 23:16

Instrument ID: CVOAMS7 GC Column: Rtx-624 ID: 0.25(mm)

Lab File ID (Standard): V45065.D Heated Purge: (Y/N) N

Calibration ID: 52605

		BCM		DFB		CBZ	
		AREA #	RT #	AREA #	RT #	AREA #	RT #
12/24 HOUR STD		256909	4.13	1563764	4.82	1460152	6.65
UPPER LIMIT		513818	4.63	3127528	5.32	2920304	7.15
LOWER LIMIT		128455	3.63	781882	4.32	730076	6.15
LAB SAMPLE ID	CLIENT SAMPLE ID						
LCS 460-366098/4		253351	4.13	1478291	4.82	1417511	6.65
MB 460-366098/8		244719	4.13	1505132	4.82	1438563	6.65
460-113049-2	QC-TB042716-02	250231	4.13	1516237	4.82	1430542	6.65
460-113049-1	QC-EB042716	249901	4.13	1540362	4.82	1460374	6.65
460-113049-8	QC-EB042816	250092	4.13	1514691	4.82	1440148	6.65
460-113049-3	MW-51ML-XX	251355	4.13	1536736	4.82	1467043	6.65
460-113049-4	MW-51MI-XX	249922	4.13	1542445	4.82	1452801	6.65
460-113049-9	MW-43MI-XX	241116	4.13	1444236	4.82	1396404	6.65
460-113049-6	MW-45MI-XX	252916	4.13	1538827	4.82	1473798	6.65
460-113049-7	MW-45MU-XX	255409	4.13	1528735	4.82	1455307	6.65
460-113008-A-10 MS		251600	4.13	1563737	4.82	1510073	6.65
460-113008-A-10 MSD		253223	4.13	1522348	4.82	1503234	6.65

BCM = Chlorobromomethane
DFB = 1,4-Difluorobenzene
CBZ = Chlorobenzene-d5

Area Limit = 50%-200% of internal standard area
RT Limit = ± 0.5 minutes of internal standard RT

Column used to flag values outside QC limits

FORM VIII OLM04.2/VOL

FORM VIII
GC/MS VOA INTERNAL STANDARD AREA AND RETENTION TIME SUMMARY

Lab Name: TestAmerica Edison Job No.: 460-113049-1

SDG No.:

Sample No.: CCVIS 460-366326/2 Date Analyzed: 05/04/2016 23:07

Instrument ID: CVOAMS7 GC Column: Rtx-624 ID: 0.25(mm)

Lab File ID (Standard): V45097.D Heated Purge: (Y/N) N

Calibration ID: 52605

		BCM		DFB		CBZ	
		AREA #	RT #	AREA #	RT #	AREA #	RT #
12/24 HOUR STD		273414	4.13	1645820	4.82	1552720	6.65
UPPER LIMIT		546828	4.63	3291640	5.32	3105440	7.15
LOWER LIMIT		136707	3.63	822910	4.32	776360	6.15
LAB SAMPLE ID	CLIENT SAMPLE ID						
LCS 460-366326/3		258827	4.13	1546624	4.82	1475954	6.65
LCSD 460-366326/4		261421	4.13	1530849	4.82	1471602	6.65
MB 460-366326/7		255014	4.13	1548885	4.82	1486255	6.65
460-113049-17	QC-EB042916	260613	4.13	1557957	4.82	1488887	6.65
460-113049-14	MW-46ML-XX	254916	4.13	1515718	4.82	1445090	6.65
460-113049-20	SW-N13000-XX	253597	4.13	1525267	4.82	1446334	6.65
460-113049-21	SW-N5099-XX	255403	4.13	1534262	4.82	1463083	6.65
460-113049-11	IW-N5535-XX	247766	4.13	1512665	4.82	1453789	6.65
460-113049-12	MW-49MI-XX	242958	4.13	1475624	4.82	1426799	6.65
460-113049-13	MW-49ML-XX	259617	4.13	1575216	4.82	1509151	6.65
460-113049-18	MW-33ML-XX	256073	4.13	1552380	4.82	1510878	6.65
460-113049-19	SW-N13821-XX	256525	4.13	1482665	4.82	1455183	6.65
460-113049-5	IW-N2169-XX	260522	4.13	1556147	4.82	1511780	6.65
460-113049-10	MW-43MU-XX	262014	4.13	1539802	4.82	1502086	6.65
460-113049-15 DL	MW-46MI-XX DL	240602	4.13	1452663	4.82	1413667	6.65
460-113049-16 DL	MW-35GL-XX DL	249281	4.13	1532974	4.82	1479618	6.65

BCM = Chlorobromomethane
DFB = 1,4-Difluorobenzene
CBZ = Chlorobenzene-d5

Area Limit = 50%-200% of internal standard area
RT Limit = ± 0.5 minutes of internal standard RT

Column used to flag values outside QC limits

FORM VIII OLM04.2/VOL

FORM VIII
GC/MS VOA INTERNAL STANDARD AREA AND RETENTION TIME SUMMARY

Lab Name: TestAmerica Edison Job No.: 460-113049-1

SDG No.:

Sample No.: CCVIS 460-366765/2 Date Analyzed: 05/06/2016 21:59

Instrument ID: CVOAMS7 GC Column: Rtx-624 ID: 0.25(mm)

Lab File ID (Standard): V45145.D Heated Purge: (Y/N) N

Calibration ID: 52605

		BCM		DFB		CBZ	
		AREA #	RT #	AREA #	RT #	AREA #	RT #
12/24 HOUR STD		308071	4.13	1847178	4.82	1766844	6.65
UPPER LIMIT		616142	4.63	3694356	5.32	3533688	7.15
LOWER LIMIT		154036	3.63	923589	4.32	883422	6.15
LAB SAMPLE ID	CLIENT SAMPLE ID						
LCS 460-366765/3		266740	4.13	1669765	4.82	1596423	6.65
LCSD 460-366765/4		268043	4.13	1686223	4.82	1665351	6.65
MB 460-366765/7		256028	4.13	1652530	4.82	1638628	6.65
460-113049-15	MW-46MI-XX	263281	4.13	1643028	4.82	1616693	6.65
460-113049-16	MW-35GL-XX	257610	4.13	1627648	4.82	1610789	6.65
STOBLK 460-366765/16		248775	4.13	1612287	4.82	1597749	6.65

BCM = Chlorobromomethane
DFB = 1,4-Difluorobenzene
CBZ = Chlorobenzene-d5

Area Limit = 50%-200% of internal standard area
RT Limit = ± 0.5 minutes of internal standard RT

Column used to flag values outside QC limits

FORM VIII OLM04.2/VOL

FORM VI
GC/MS VOA BY INTERNAL STANDARD - INITIAL CALIBRATION DATA
CURVE EVALUATION

Lab Name: TestAmerica Edison Job No.: 460-113049-1 Analy Batch No.: 326172

SDG No.:

Instrument ID: CVOAMS7 GC Column: Rtx-624 ID: 0.25(mm) Heated Purge: (Y/N) N

Calibration Start Date: 10/02/2015 08:13 Calibration End Date: 10/02/2015 10:16 Calibration ID: 52605

Calibration Files:

LEVEL:	LAB SAMPLE ID:	LAB FILE ID:
Level 1	STD1 460-326172/5	V42900.D
Level 2	STD20 460-326172/4	V42899.D
Level 3	STD50 460-326172/2	V42897.D
Level 4	STD100 460-326172/6	V42901.D
Level 5	STD200 460-326172/7	V42902.D

ANALYTE	RRF					CURVE TYPE	COEFFICIENT			#	MIN RRF	%RSD	#	MAX %RSD	R^2 OR COD	#	MIN R^2 OR COD
	LVL 1	LVL 2	LVL 3	LVL 4	LVL 5		B	M1	M2								
Chlorotrifluoromethane	0.6495	0.5427	0.5658	0.4679	0.4642	Ave		0.5380			0.0100	14.3		100.0			
Freon 115	0.1572	0.2285	0.2512	0.2074	0.2036	Ave		0.2096			0.0100	16.6		100.0			
Chlorotrifluoroethene	0.8553	0.7080	0.7566	0.6260	0.6323	Ave		0.7156			0.0100	13.3		100.0			
Freon 152a	1.7527	1.7898	1.8656	1.6695	1.7119	Ave		1.7579			0.0100	4.3		100.0			
Dichlorodifluoromethane	2.0624	1.6905	1.8061	1.4244	1.5121	Ave		1.6991			0.0100	14.8		100.0			
Chlorodifluoromethane	3.1445	2.4235	2.5667	2.2501	2.2231	Ave		2.5216			0.0100	14.9		100.0			
Chloromethane	2.6685	2.1260	2.4254	1.8266	1.9764	Ave		2.2046			0.0100	15.5		100.0			
Vinyl chloride	2.6034	2.2683	2.5423	1.9317	2.1195	Ave		2.2930			0.1000	12.3		20.5			
Bromomethane	2.1667	1.7032	1.8760	1.4898	1.6335	Ave		1.7738			0.1000	14.6		20.5			
Chloroethane	2.5922	1.8772	2.0221	1.6197	1.7582	Ave		1.9739			0.0100	19.1		100.0			
Freon 11	4.6010	4.0137	4.2540	3.5277	3.7488	Ave		4.0290			0.0100	10.4		100.0			
1,2-Dichloro-1,1,2-trifluoroethane	3.4767	2.8812	2.9442	2.6816	2.7243	Ave		2.9416			0.0100	10.8		100.0			
Freon 123	3.9730	3.6075	3.6905	3.3534	3.3280	Ave		3.5905			0.0100	7.4		100.0			
1,1,2-Trichloro-1,2,2-trifluoroethane	2.7446	2.4492	2.5237	2.0410	2.1664	Ave		2.3850			0.0100	11.8		100.0			
1,1-Dichloroethene	2.8542	2.3076	2.5867	2.0347	2.1997	Ave		2.3966			0.1000	13.6		20.5			
Acetone	1.7470	0.8937	0.8944	0.7576	0.7941	Ave		1.0174			0.0100	40.5		100.0			
Carbon disulfide	13.042	7.3810	8.5288	6.2072	6.7115	Ave		8.3741			0.0100	32.8		100.0			
Methyl acetate	2.5857	2.1730	2.1443	1.9218	1.5723	Ave		2.0794			0.0100	17.9		100.0			
Methylene Chloride	3.9381	2.8567	3.0949	1.8871	1.9907	Ave		2.7535			0.0100	30.7		100.0			
Methyl tert-butyl ether	5.5613	5.7717	6.0892	5.3086	5.7190	Ave		5.6900			0.0100	5.0		100.0			
trans-1,2-Dichloroethene	2.7343	1.9335	2.1609	1.6857	1.8723	Ave		2.0773			0.0100	19.5		100.0			
1,1-Dichloroethane	3.5997	3.4856	3.7358	3.0307	3.2992	Ave		3.4302			0.2000	8.0		20.5			
cis-1,2-Dichloroethene	2.4340	2.1242	2.3445	1.8900	2.1249	Ave		2.1835			0.0100	9.8		100.0			
Methyl ethyl ketone (MEK)	1.3550	0.9234	0.9505	0.8343	0.9152	Ave		0.9957			0.0100	20.6		100.0			
Chloroform	3.9151	3.6382	3.8809	3.1724	3.4322	Ave		3.6078			0.2000	8.7		20.5			
Cyclohexane	0.4808	0.4796	0.5205	0.4307	0.4835	Ave		0.4790			0.0100	6.7		100.0			
1,1,1-Trichloroethane	0.5706	0.5320	0.5859	0.4830	0.5458	Ave		0.5435			0.1000	7.3		20.5			
Carbon tetrachloride	0.4719	0.4344	0.4991	0.3982	0.4534	Ave		0.4514			0.1000	8.4		20.5			
Benzene	1.3583	1.3860	1.4760	1.2268	1.3903	Ave		1.3675			0.5000	6.6		20.5			
1,2-Dichloroethane	3.1512	2.8277	2.9865	2.4921	2.7316	Ave		2.8378			0.1000	8.8		20.5			
Trichloroethene	0.4680	0.3864	0.4155	0.3422	0.3854	Ave		0.3995			0.3000	11.6		20.5			
Methylcyclohexane	0.5687	0.5208	0.5548	0.4451	0.4972	Ave		0.5173			0.0100	9.5		100.0			

Note: The m1 coefficient is the same as Ave RRF for an Ave curve type.

FORM VI
GC/MS VOA BY INTERNAL STANDARD - INITIAL CALIBRATION DATA
CURVE EVALUATION

Lab Name: TestAmerica Edison Job No.: 460-113049-1 Analy Batch No.: 326172

SDG No.:

Instrument ID: CVOAMS7 GC Column: Rtx-624 ID: 0.25(mm) Heated Purge: (Y/N) N

Calibration Start Date: 10/02/2015 08:13 Calibration End Date: 10/02/2015 10:16 Calibration ID: 52605

ANALYTE	RRF					CURVE TYPE	COEFFICIENT			#	MIN RRF	%RSD	#	MAX %RSD	R^2 OR COD	#	MIN R^2 OR COD
	LVL 1	LVL 2	LVL 3	LVL 4	LVL 5		B	M1	M2								
1,2-Dichloropropane	0.3566	0.3479	0.3557	0.3002	0.3356	Ave		0.3392			0.0100	6.9		100.0			
Bromodichloromethane	0.4699	0.4764	0.5087	0.4244	0.4794	Ave		0.4717			0.2000	6.4		20.5			
cis-1,3-Dichloropropene	0.5594	0.5230	0.5711	0.4882	0.5603	Ave		0.5404			0.2000	6.4		20.5			
Methyl isobutyl ketone (MIBK)	0.4892	0.3466	0.3576	0.3078	0.3317	Ave		0.3666			0.0100	19.4		100.0			
Toluene	1.6153	1.5978	1.7295	1.4417	1.5741	Ave		1.5917			0.4000	6.5		20.5			
trans-1,3-Dichloropropene	0.5147	0.4973	0.5441	0.4584	0.5342	Ave		0.5097			0.1000	6.6		20.5			
1,1,2-Trichloroethane	0.3204	0.3332	0.3525	0.2956	0.3319	Ave		0.3267			0.1000	6.4		20.5			
Tetrachloroethene	0.3901	0.3103	0.3511	0.2828	0.3206	Ave		0.3310			0.2000	12.4		20.5			
2-Hexanone	0.3670	0.2281	0.2418	0.2027	0.2201	Ave		0.2519			0.0100	26.1		100.0			
Dibromochloromethane	0.3867	0.4062	0.4398	0.3746	0.4207	Ave		0.4056			0.1000	6.4		20.5			
1,2-Dibromoethane	0.3558	0.3615	0.3796	0.3352	0.3559	Ave		0.3576			0.0100	4.4		100.0			
Chlorobenzene	1.2957	1.1021	1.1653	0.9722	1.0813	Ave		1.1233			0.5000	10.6		20.5			
Ethylbenzene	0.6050	0.5351	0.5872	0.4956	0.5639	Ave		0.5574			0.1000	7.8		20.5			
m&p-Xylene	1.3783	1.3679	1.5264	1.2835	1.4983	Ave		0.6685			0.3000	6.8		100.0			
o-Xylene	0.6460	0.6519	0.7232	0.6145	0.7068	Ave		0.6685			0.3000	6.8		100.0			
Styrene	1.0495	1.1378	1.2426	1.0698	1.2129	Ave		1.1425			0.3000	7.4		20.5			
Bromoform	0.2548	0.2532	0.2863	0.2443	0.2852	Ave		0.2647			0.1000	7.4		20.5			
Isopropylbenzene	1.5967	1.6230	1.6956	1.5002	1.6133	Ave		1.6058			0.0100	4.4		100.0			
1,1,2,2-Tetrachloroethane	0.4530	0.4439	0.4554	0.3860	0.4184	Ave		0.4313			0.3000	6.8		20.5			
1,3-Dichlorobenzene	0.9788	0.7812	0.8296	0.7171	0.7598	Ave		0.8133			0.6000	12.4		20.5			
1,4-Dichlorobenzene	0.9222	0.7956	0.8529	0.7366	0.7708	Ave		0.8156			0.5000	9.0		20.5			
1,2-Dichlorobenzene	0.8911	0.7665	0.8059	0.6983	0.7304	Ave		0.7784			0.4000	9.6		20.5			
1,2-Dibromo-3-Chloropropane	0.0850	0.0748	0.0770	0.0715	0.0740	Ave		0.0764			0.0100	6.8		100.0			
1,2,4-Trichlorobenzene	0.8031	0.4179	0.4719	0.3918	0.4217	Lin	0.4395	0.4153			0.2000				0.9970		0.9900
1,2-Dichloroethane-d4 (Surr)	2.5413	1.8537	1.6247	1.7217	1.8237	Ave		1.9130			0.0100	19.0		100.0			
Toluene-d8 (Surr)	1.1968	0.9346	0.9040	0.8721	0.9161	Ave		0.9647			0.0100	13.7		100.0			
Bromofluorobenzene	0.6045	0.4430	0.4069	0.4081	0.4239	Ave		0.4573			0.2000	18.3		20.5			

Note: The m1 coefficient is the same as Ave RRF for an Ave curve type.

FORM VI
GC/MS VOA BY INTERNAL STANDARD - INITIAL CALIBRATION DATA
RESPONSE AND CONCENTRATION

Lab Name: TestAmerica Edison Job No.: 460-113049-1 Analy Batch No.: 326172

SDG No.:

Instrument ID: CVOAMS7 GC Column: Rtx-624 ID: 0.25(mm) Heated Purge: (Y/N) N

Calibration Start Date: 10/02/2015 08:13 Calibration End Date: 10/02/2015 10:16 Calibration ID: 52605

Calibration Files:

LEVEL:	LAB SAMPLE ID:	LAB FILE ID:
Level 1	STD1 460-326172/5	V42900.D
Level 2	STD20 460-326172/4	V42899.D
Level 3	STD50 460-326172/2	V42897.D
Level 4	STD100 460-326172/6	V42901.D
Level 5	STD200 460-326172/7	V42902.D

ANALYTE	IS REF	CURVE TYPE	RESPONSE					CONCENTRATION (UG/L)				
			LVL 1	LVL 2	LVL 3	LVL 4	LVL 5	LVL 1	LVL 2	LVL 3	LVL 4	LVL 5
Chlorotrifluoromethane	BCM	Ave	2714	46266	108365	200928	411540	1.00	20.0	50.0	100	200
Freon 115	BCM	Ave	657	19476	48106	89074	180545	1.00	20.0	50.0	100	200
Chlorotrifluoroethene	BCM	Ave	3574	60358	144914	268841	560600	1.00	20.0	50.0	100	200
Freon 152a	BCM	Ave	7324	152578	357318	717004	1517796	1.00	20.0	50.0	100	200
Dichlorodifluoromethane	BCM	Ave	8618	144111	345923	611734	1340629	1.00	20.0	50.0	100	200
Chlorodifluoromethane	BCM	Ave	13140	206596	491594	966336	1971022	1.00	20.0	50.0	100	200
Chloromethane	BCM	Ave	11151	181233	464533	784484	1752258	1.00	20.0	50.0	100	200
Vinyl chloride	BCM	Ave	10879	193363	486928	829615	1879129	1.00	20.0	50.0	100	200
Bromomethane	BCM	Ave	9054	145194	359304	639834	1448247	1.00	20.0	50.0	100	200
Chloroethane	BCM	Ave	10832	160029	387294	695610	1558840	1.00	20.0	50.0	100	200
Freon 11	BCM	Ave	19226	342156	814768	1515021	3323733	1.00	20.0	50.0	100	200
1,2-Dichloro-1,1,2-trifluoroethane	BCM	Ave	14528	245610	563903	1151660	2415374	1.00	20.0	50.0	100	200
Freon 123	BCM	Ave	16602	307524	706836	1440159	2950589	1.00	20.0	50.0	100	200
1,1,2-Trichloro-1,2,2-trifluoroetha ne	BCM	Ave	11469	208787	483373	876546	1920714	1.00	20.0	50.0	100	200
1,1-Dichloroethene	BCM	Ave	11927	196717	495438	873819	1950241	1.00	20.0	50.0	100	200
Acetone	BCM	Ave	7300	76185	171309	325358	704080	1.00	20.0	50.0	100	200
Carbon disulfide	BCM	Ave	54499	629205	1633527	2665790	5950474	1.00	20.0	50.0	100	200
Methyl acetate	BCM	Ave	10805	185239	410691	825351	1394002	1.00	20.0	50.0	100	200
Methylene Chloride	BCM	Ave	16456	243522	592765	810445	1764932	1.00	20.0	50.0	100	200
Methyl tert-butyl ether	BCM	Ave	23239	492017	1166268	2279868	5070507	1.00	20.0	50.0	100	200
trans-1,2-Dichloroethene	BCM	Ave	11426	164821	413880	723949	1660028	1.00	20.0	50.0	100	200
1,1-Dichloroethane	BCM	Ave	15042	297140	715513	1301573	2925097	1.00	20.0	50.0	100	200
cis-1,2-Dichloroethene	BCM	Ave	10171	181077	449038	811715	1883977	1.00	20.0	50.0	100	200
Methyl ethyl ketone (MEK)	BCM	Ave	5662	78721	182046	358323	811432	1.00	20.0	50.0	100	200
Chloroform	BCM	Ave	16360	310146	743313	1362443	3043000	1.00	20.0	50.0	100	200
Cyclohexane	DFB	Ave	11768	238709	587198	1080001	2463276	1.00	20.0	50.0	100	200
1,1,1-Trichloroethane	DFB	Ave	13966	264790	660935	1211055	2780934	1.00	20.0	50.0	100	200
Carbon tetrachloride	DFB	Ave	11549	216217	563015	998408	2309788	1.00	20.0	50.0	100	200
Benzene	DFB	Ave	33242	689816	1665147	3076027	7083500	1.00	20.0	50.0	100	200
1,2-Dichloroethane	BCM	Ave	13168	241049	571999	1070296	2421810	1.00	20.0	50.0	100	200
Trichloroethene	DFB	Ave	11455	192307	468786	858090	1963289	1.00	20.0	50.0	100	200
Methylcyclohexane	DFB	Ave	13919	259217	625834	1115923	2533252	1.00	20.0	50.0	100	200
1,2-Dichloropropane	DFB	Ave	8727	173140	401320	752640	1710008	1.00	20.0	50.0	100	200

FORM VI
GC/MS VOA BY INTERNAL STANDARD - INITIAL CALIBRATION DATA
RESPONSE AND CONCENTRATION

Lab Name: TestAmerica Edison Job No.: 460-113049-1 Analy Batch No.: 326172

SDG No.:

Instrument ID: CVOAMS7 GC Column: Rtx-624 ID: 0.25(mm) Heated Purge: (Y/N) N

Calibration Start Date: 10/02/2015 08:13 Calibration End Date: 10/02/2015 10:16 Calibration ID: 52605

ANALYTE	IS REF	CURVE TYPE	RESPONSE					CONCENTRATION (UG/L)				
			LVL 1	LVL 2	LVL 3	LVL 4	LVL 5	LVL 1	LVL 2	LVL 3	LVL 4	LVL 5
Bromodichloromethane	DFB	Ave	11501	237080	573841	1064112	2442374	1.00	20.0	50.0	100	200
cis-1,3-Dichloropropene	DFB	Ave	13691	260280	644230	1224014	2854375	1.00	20.0	50.0	100	200
Methyl isobutyl ketone (MIBK)	CBZ	Ave	11005	159900	371768	714073	1595730	1.00	20.0	50.0	100	200
Toluene	CBZ	Ave	36338	737041	1798067	3344355	7572443	1.00	20.0	50.0	100	200
trans-1,3-Dichloropropene	DFB	Ave	12596	247496	613825	1149448	2721469	1.00	20.0	50.0	100	200
1,1,2-Trichloroethane	DFB	Ave	7842	165848	397628	741036	1690763	1.00	20.0	50.0	100	200
Tetrachloroethene	CBZ	Ave	8776	143119	364982	656130	1542068	1.00	20.0	50.0	100	200
2-Hexanone	CBZ	Ave	8257	105213	251348	470285	1058909	1.00	20.0	50.0	100	200
Dibromochloromethane	CBZ	Ave	8699	187364	457186	869048	2023736	1.00	20.0	50.0	100	200
1,2-Dibromoethane	CBZ	Ave	8003	166771	394645	777538	1712001	1.00	20.0	50.0	100	200
Chlorobenzene	CBZ	Ave	29147	508413	1211519	2255348	5201728	1.00	20.0	50.0	100	200
Ethylbenzene	CBZ	Ave	13609	246840	610481	1149691	2712746	1.00	20.0	50.0	100	200
m&p-Xylene	CBZ	Ave	31005	630994	1586921	2977507	7207494	1.00	20.0	50.0	100	200
o-Xylene	CBZ	Ave	14533	300714	751815	1425524	3400170	1.00	20.0	50.0	100	200
Styrene	CBZ	Ave	23610	524859	1291834	2481832	5834711	1.00	20.0	50.0	100	200
Bromoform	DFB	Ave	6235	126012	322950	612505	1452891	1.00	20.0	50.0	100	200
Isopropylbenzene	CBZ	Ave	35919	748681	1762805	3480179	7760904	1.00	20.0	50.0	100	200
1,1,2,2-Tetrachloroethane	CBZ	Ave	10191	204753	473426	895428	2012925	1.00	20.0	50.0	100	200
1,3-Dichlorobenzene	CBZ	Ave	22018	360379	862512	1663477	3654947	1.00	20.0	50.0	100	200
1,4-Dichlorobenzene	CBZ	Ave	20746	366992	886728	1708701	3708166	1.00	20.0	50.0	100	200
1,2-Dichlorobenzene	CBZ	Ave	20046	353578	837801	1619874	3513625	1.00	20.0	50.0	100	200
1,2-Dibromo-3-Chloropropane	CBZ	Ave	1912	34510	80034	165776	355950	1.00	20.0	50.0	100	200
1,2,4-Trichlorobenzene	CBZ	Lin	18066	192781	490626	908950	2028475	1.00	20.0	50.0	100	200
1,2-Dichloroethane-d4 (Surr)	BCM	Ave	10626	158126	311377	739867	1617905	1.00	20.0	50.0	100	200
Toluene-d8 (Surr)	CBZ	Ave	26932	431260	940168	2023738	4408329	1.00	20.0	50.0	100	200
Bromofluorobenzene	CBZ	Ave	13605	204443	423218	947109	2040152	1.00	20.0	50.0	100	200

Curve Type Legend:

Ave = Average ISTD
Lin = Linear ISTD

FORM VII
GC/MS VOA CONTINUING CALIBRATION DATA

Lab Name: TestAmerica Edison Job No.: 460-113049-1

SDG No.:

Lab Sample ID: CCVIS 460-366098/3 Calibration Date: 05/03/2016 23:16

Instrument ID: CVOAMS7 Calib Start Date: 10/02/2015 08:13

GC Column: Rtx-624 ID: 0.25(mm) Calib End Date: 10/02/2015 10:16

Lab File ID: V45065.D Conc. Units: ug/L Heated Purge: (Y/N) N

ANALYTE	CURVE TYPE	AVE RRF	RRF	MIN RRF	CALC AMOUNT	SPIKE AMOUNT	%D	MAX %D
Chlorotrifluoromethane	Ave	0.5380	0.5179		48.1	50.0	-3.7	
Freon 115	Ave	0.2096	0.2251		53.7	50.0	7.4	
Chlorotrifluoroethene	Ave	0.7156	0.6400		44.7	50.0	-10.6	
Freon 152a	Ave	1.758	2.175		61.9	50.0	23.7	
Dichlorodifluoromethane	Ave	1.699	1.731	0.0100	50.9	50.0	1.9	
Chlorodifluoromethane	Ave	2.522	2.888		57.3	50.0	14.5	
Chloromethane	Ave	2.205	2.615	0.0100	59.3	50.0	18.6	
Vinyl chloride	Ave	2.293	2.648	0.1000	57.7	50.0	15.5	25.0
Bromomethane	Ave	1.774	1.254	0.1000	35.3	50.0	-29.3*	25.0
Chloroethane	Ave	1.974	1.785	0.0100	45.2	50.0	-9.6	
Freon 11	Ave	4.029	3.303	0.0100	41.0	50.0	-18.0	
1,2-Dichloro-1,1,2-trifluoro ethane	Ave	2.942	2.565		43.6	50.0	-12.8	
Freon 123	Ave	3.590	3.269		45.5	50.0	-8.9	
1,1,2-Trichloro-1,2,2-triflu oroethane	Ave	2.385	2.200	0.0100	46.1	50.0	-7.8	
1,1-Dichloroethene	Ave	2.397	2.240	0.1000	46.7	50.0	-6.5	25.0
Acetone	Ave	1.017	0.6406	0.0100	31.5	50.0	-37.0	
Carbon disulfide	Ave	8.374	6.942	0.0100	41.4	50.0	-17.1	
Methyl acetate	Ave	2.079	1.674	0.0100	40.2	50.0	-19.5	
Methylene Chloride	Ave	2.753	2.682	0.0100	48.7	50.0	-2.6	
Methyl tert-butyl ether	Ave	5.690	6.835	0.0100	60.1	50.0	20.1	
trans-1,2-Dichloroethene	Ave	2.077	2.447	0.0100	58.9	50.0	17.8	
1,1-Dichloroethane	Ave	3.430	4.234	0.2000	61.7	50.0	23.4	25.0
cis-1,2-Dichloroethene	Ave	2.184	2.648	0.0100	60.6	50.0	21.3	
Methyl ethyl ketone (MEK)	Ave	0.996	0.9503	0.0100	47.7	50.0	-4.6	
Chloroform	Ave	3.608	4.088	0.2000	56.7	50.0	13.3	25.0
1,1,1-Trichloroethane	Ave	0.5435	0.5494	0.1000	50.5	50.0	1.1	25.0
Cyclohexane	Ave	0.4790	0.6256	0.0100	65.3	50.0	30.6	
Carbon tetrachloride	Ave	0.4514	0.4085	0.1000	45.2	50.0	-9.5	25.0
Benzene	Ave	1.367	1.632	0.5000	59.7	50.0	19.3	25.0
1,2-Dichloroethane	Ave	2.838	3.102	0.1000	54.7	50.0	9.3	25.0
Trichloroethene	Ave	0.3995	0.4106	0.3000	51.4	50.0	2.8	25.0
Methylcyclohexane	Ave	0.5173	0.6353	0.0100	61.4	50.0	22.8	
1,2-Dichloropropane	Ave	0.3392	0.4046	0.0100	59.6	50.0	19.3	
Bromodichloromethane	Ave	0.4717	0.5264	0.2000	55.8	50.0	11.6	25.0
cis-1,3-Dichloropropene	Ave	0.5404	0.6409	0.2000	59.3	50.0	18.6	25.0
Methyl isobutyl ketone (MIBK)	Ave	0.3666	0.3288	0.0100	44.8	50.0	-10.3	
Toluene	Ave	1.592	1.785	0.4000	56.1	50.0	12.2	25.0
trans-1,3-Dichloropropene	Ave	0.5097	0.5806	0.1000	57.0	50.0	13.9	25.0
1,1,2-Trichloroethane	Ave	0.3267	0.3696	0.1000	56.6	50.0	13.1	25.0

FORM VII
GC/MS VOA CONTINUING CALIBRATION DATA

Lab Name: TestAmerica Edison Job No.: 460-113049-1

SDG No.:

Lab Sample ID: CCVIS 460-366098/3 Calibration Date: 05/03/2016 23:16

Instrument ID: CVOAMS7 Calib Start Date: 10/02/2015 08:13

GC Column: Rtx-624 ID: 0.25(mm) Calib End Date: 10/02/2015 10:16

Lab File ID: V45065.D Conc. Units: ug/L Heated Purge: (Y/N) N

ANALYTE	CURVE TYPE	AVE RRF	RRF	MIN RRF	CALC AMOUNT	SPIKE AMOUNT	%D	MAX %D
Tetrachloroethene	Ave	0.3310	0.3292	0.2000	49.7	50.0	-0.5	25.0
2-Hexanone	Ave	0.2519	0.2112	0.0100	41.9	50.0	-16.2	
Dibromochloromethane	Ave	0.4056	0.4238	0.1000	52.2	50.0	4.5	25.0
1,2-Dibromoethane	Ave	0.3576	0.4005	0.0100	56.0	50.0	12.0	
Chlorobenzene	Ave	1.123	1.190	0.5000	53.0	50.0	5.9	25.0
Ethylbenzene	Ave	0.5574	0.5859	0.1000	52.6	50.0	5.1	25.0
m&p-Xylene	Ave	1.411	0.7253	0.3000	109	100	-48.6	
o-Xylene	Ave	0.6685	0.7174	0.3000	53.7	50.0	7.3	
Styrene	Ave	1.143	1.194	0.3000	52.2	50.0	4.5	25.0
Bromoform	Ave	0.2647	0.2523	0.1000	47.7	50.0	-4.7	25.0
Isopropylbenzene	Ave	1.606	1.658	0.0100	51.6	50.0	3.3	
1,1,2,2-Tetrachloroethane	Ave	0.4313	0.5041	0.3000	58.4	50.0	16.9	25.0
1,3-Dichlorobenzene	Ave	0.8133	0.8000	0.6000	49.2	50.0	-1.6	25.0
1,4-Dichlorobenzene	Ave	0.8156	0.8100	0.5000	49.7	50.0	-0.7	25.0
1,2-Dichlorobenzene	Ave	0.7784	0.7789	0.4000	50.0	50.0	0.0	25.0
1,2-Dibromo-3-Chloropropane	Ave	0.0764	0.0779	0.0100	50.9	50.0	1.9	
1,2,4-Trichlorobenzene	Lin		0.4232	0.2000	49.9	50.0	-0.2	25.0
1,2-Dichloroethane-d4 (Surr)	Ave	1.913	1.372	0.0100	35.9	50.0	-28.3	
Toluene-d8 (Surr)	Ave	0.9647	0.7872	0.0100	40.8	50.0	-18.4	
Bromofluorobenzene	Ave	0.4573	0.3576	0.2000	39.1	50.0	-21.8	25.0

FORM VII
GC/MS VOA CONTINUING CALIBRATION DATA

Lab Name: TestAmerica Edison Job No.: 460-113049-1

SDG No.:

Lab Sample ID: CCVIS 460-366326/2 Calibration Date: 05/04/2016 23:07

Instrument ID: CVOAMS7 Calib Start Date: 10/02/2015 08:13

GC Column: Rtx-624 ID: 0.25(mm) Calib End Date: 10/02/2015 10:16

Lab File ID: V45097.D Conc. Units: ug/L Heated Purge: (Y/N) N

ANALYTE	CURVE TYPE	AVE RRF	RRF	MIN RRF	CALC AMOUNT	SPIKE AMOUNT	%D	MAX %D
Chlorotrifluoromethane	Ave	0.5380	0.4152		38.6	50.0	-22.8	
Freon 115	Ave	0.2096	0.2055		49.0	50.0	-1.9	
Chlorotrifluoroethene	Ave	0.7156	0.5580		39.0	50.0	-22.0	
Freon 152a	Ave	1.758	1.950		55.5	50.0	10.9	
Dichlorodifluoromethane	Ave	1.699	1.507	0.0100	44.3	50.0	-11.3	
Chlorodifluoromethane	Ave	2.522	2.615		51.9	50.0	3.7	
Chloromethane	Ave	2.205	2.392	0.0100	54.2	50.0	8.5	
Vinyl chloride	Ave	2.293	2.403	0.1000	52.4	50.0	4.8	25.0
Bromomethane	Ave	1.774	1.182	0.1000	33.3	50.0	-33.4*	25.0
Chloroethane	Ave	1.974	1.611	0.0100	40.8	50.0	-18.4	
Freon 11	Ave	4.029	2.855	0.0100	35.4	50.0	-29.1	
1,2-Dichloro-1,1,2-trifluoro ethane	Ave	2.942	2.187		37.2	50.0	-25.7	
Freon 123	Ave	3.590	2.798		39.0	50.0	-22.1	
1,1,2-Trichloro-1,2,2-triflu oroethane	Ave	2.385	1.880	0.0100	39.4	50.0	-21.2	
1,1-Dichloroethene	Ave	2.397	1.971	0.1000	41.1	50.0	-17.8	25.0
Acetone	Ave	1.017	0.6390	0.0100	31.4	50.0	-37.2	
Carbon disulfide	Ave	8.374	6.252	0.0100	37.3	50.0	-25.3	
Methyl acetate	Ave	2.079	1.513	0.0100	36.4	50.0	-27.2	
Methylene Chloride	Ave	2.753	2.491	0.0100	45.2	50.0	-9.5	
Methyl tert-butyl ether	Ave	5.690	6.172	0.0100	54.2	50.0	8.5	
trans-1,2-Dichloroethene	Ave	2.077	2.188	0.0100	52.7	50.0	5.3	
1,1-Dichloroethane	Ave	3.430	3.620	0.2000	52.8	50.0	5.5	25.0
cis-1,2-Dichloroethene	Ave	2.184	2.501	0.0100	57.3	50.0	14.5	
Methyl ethyl ketone (MEK)	Ave	0.996	0.8585	0.0100	43.1	50.0	-13.8	
Chloroform	Ave	3.608	3.674	0.2000	50.9	50.0	1.8	25.0
Cyclohexane	Ave	0.4790	0.5181	0.0100	54.1	50.0	8.2	
1,1,1-Trichloroethane	Ave	0.5435	0.4878	0.1000	44.9	50.0	-10.3	25.0
Carbon tetrachloride	Ave	0.4514	0.3513	0.1000	38.9	50.0	-22.2	25.0
Benzene	Ave	1.367	1.486	0.5000	54.3	50.0	8.6	25.0
1,2-Dichloroethane	Ave	2.838	2.704	0.1000	47.6	50.0	-4.7	25.0
Trichloroethene	Ave	0.3995	0.3575	0.3000	44.7	50.0	-10.5	25.0
Methylcyclohexane	Ave	0.5173	0.5276	0.0100	51.0	50.0	2.0	
1,2-Dichloropropane	Ave	0.3392	0.3585	0.0100	52.8	50.0	5.7	
Bromodichloromethane	Ave	0.4717	0.4665	0.2000	49.4	50.0	-1.1	25.0
cis-1,3-Dichloropropene	Ave	0.5404	0.5670	0.2000	52.5	50.0	4.9	25.0
Methyl isobutyl ketone (MIBK)	Ave	0.3666	0.2600	0.0100	35.5	50.0	-29.1	
Toluene	Ave	1.592	1.550	0.4000	48.7	50.0	-2.6	25.0
trans-1,3-Dichloropropene	Ave	0.5097	0.4994	0.1000	49.0	50.0	-2.0	25.0
1,1,2-Trichloroethane	Ave	0.3267	0.3292	0.1000	50.4	50.0	0.8	25.0

FORM VII
GC/MS VOA CONTINUING CALIBRATION DATA

Lab Name: TestAmerica Edison Job No.: 460-113049-1

SDG No.:

Lab Sample ID: CCVIS 460-366326/2 Calibration Date: 05/04/2016 23:07

Instrument ID: CVOAMS7 Calib Start Date: 10/02/2015 08:13

GC Column: Rtx-624 ID: 0.25(mm) Calib End Date: 10/02/2015 10:16

Lab File ID: V45097.D Conc. Units: ug/L Heated Purge: (Y/N) N

ANALYTE	CURVE TYPE	AVE RRF	RRF	MIN RRF	CALC AMOUNT	SPIKE AMOUNT	%D	MAX %D
Tetrachloroethene	Ave	0.3310	0.2810	0.2000	42.5	50.0	-15.1	25.0
2-Hexanone	Ave	0.2519	0.1698	0.0100	33.7	50.0	-32.6	
Dibromochloromethane	Ave	0.4056	0.3608	0.1000	44.5	50.0	-11.0	25.0
1,2-Dibromoethane	Ave	0.3576	0.3639	0.0100	50.9	50.0	1.8	
Chlorobenzene	Ave	1.123	1.023	0.5000	45.5	50.0	-8.9	25.0
Ethylbenzene	Ave	0.5574	0.4960	0.1000	44.5	50.0	-11.0	25.0
m&p-Xylene	Ave	1.411	0.6092	0.3000	91.1	100	-56.8	
o-Xylene	Ave	0.6685	0.6078	0.3000	45.5	50.0	-9.1	
Styrene	Ave	1.143	1.013	0.3000	44.4	50.0	-11.3	25.0
Bromoform	Ave	0.2647	0.2173	0.1000	41.0	50.0	-17.9	25.0
Isopropylbenzene	Ave	1.606	1.440	0.0100	44.9	50.0	-10.3	
1,1,2,2-Tetrachloroethane	Ave	0.4313	0.4304	0.3000	49.9	50.0	-0.2	25.0
1,3-Dichlorobenzene	Ave	0.8133	0.6959	0.6000	42.8	50.0	-14.4	25.0
1,4-Dichlorobenzene	Ave	0.8156	0.6942	0.5000	42.6	50.0	-14.9	25.0
1,2-Dichlorobenzene	Ave	0.7784	0.6779	0.4000	43.5	50.0	-12.9	25.0
1,2-Dibromo-3-Chloropropane	Ave	0.0764	0.0648	0.0100	42.4	50.0	-15.2	
1,2,4-Trichlorobenzene	Lin		0.3388	0.2000	39.7	50.0	-20.5	25.0
1,2-Dichloroethane-d4 (Surr)	Ave	1.913	1.331	0.0100	34.8	50.0	-30.4	
Toluene-d8 (Surr)	Ave	0.9647	0.7739	0.0100	40.1	50.0	-19.8	
Bromofluorobenzene	Ave	0.4573	0.3578	0.2000	39.1	50.0	-21.8	25.0

FORM VII
GC/MS VOA CONTINUING CALIBRATION DATA

Lab Name: TestAmerica Edison Job No.: 460-113049-1

SDG No.:

Lab Sample ID: CCVIS 460-366765/2 Calibration Date: 05/06/2016 21:59

Instrument ID: CVOAMS7 Calib Start Date: 10/02/2015 08:13

GC Column: Rtx-624 ID: 0.25(mm) Calib End Date: 10/02/2015 10:16

Lab File ID: V45145.D Conc. Units: ug/L Heated Purge: (Y/N) N

ANALYTE	CURVE TYPE	AVE RRF	RRF	MIN RRF	CALC AMOUNT	SPIKE AMOUNT	%D	MAX %D
Chlorotrifluoromethane	Ave	0.5380	0.3747		34.8	50.0	-30.3	
Freon 115	Ave	0.2096	0.1777		42.4	50.0	-15.2	
Chlorotrifluoroethene	Ave	0.7156	0.3906		27.3	50.0	-45.4	
Freon 152a	Ave	1.758	1.804		51.3	50.0	2.6	
Dichlorodifluoromethane	Ave	1.699	1.503	0.0100	44.2	50.0	-11.5	
Chlorodifluoromethane	Ave	2.522	2.364		46.9	50.0	-6.3	
Chloromethane	Ave	2.205	2.245	0.0100	50.9	50.0	1.9	
Vinyl chloride	Ave	2.293	2.327	0.1000	50.7	50.0	1.5	25.0
Bromomethane	Ave	1.774	0.9821	0.1000	27.7	50.0	-44.6*	25.0
Chloroethane	Ave	1.974	1.615	0.0100	40.9	50.0	-18.2	
Freon 11	Ave	4.029	2.829	0.0100	35.1	50.0	-29.8	
1,2-Dichloro-1,1,2-trifluoro ethane	Ave	2.942	2.030		34.5	50.0	-31.0	
Freon 123	Ave	3.590	2.651		36.9	50.0	-26.2	
1,1,2-Trichloro-1,2,2-triflu oroethane	Ave	2.385	1.911	0.0100	40.1	50.0	-19.9	
1,1-Dichloroethene	Ave	2.397	1.976	0.1000	41.2	50.0	-17.5	25.0
Acetone	Ave	1.017	0.6218	0.0100	30.6	50.0	-38.9	
Carbon disulfide	Ave	8.374	6.183	0.0100	36.9	50.0	-26.2	
Methyl acetate	Ave	2.079	1.475	0.0100	35.5	50.0	-29.1	
Methylene Chloride	Ave	2.753	2.453	0.0100	44.5	50.0	-10.9	
Methyl tert-butyl ether	Ave	5.690	6.062	0.0100	53.3	50.0	6.5	
trans-1,2-Dichloroethene	Ave	2.077	2.130	0.0100	51.3	50.0	2.6	
1,1-Dichloroethane	Ave	3.430	3.601	0.2000	52.5	50.0	5.0	25.0
cis-1,2-Dichloroethene	Ave	2.184	2.511	0.0100	57.5	50.0	15.0	
Methyl ethyl ketone (MEK)	Ave	0.996	0.8647	0.0100	43.4	50.0	-13.2	
Chloroform	Ave	3.608	3.610	0.2000	50.0	50.0	0.0	25.0
Cyclohexane	Ave	0.4790	0.5368	0.0100	56.0	50.0	12.1	
1,1,1-Trichloroethane	Ave	0.5435	0.4655	0.1000	42.8	50.0	-14.3	25.0
Carbon tetrachloride	Ave	0.4514	0.3561	0.1000	39.4	50.0	-21.1	25.0
Benzene	Ave	1.367	1.486	0.5000	54.3	50.0	8.7	25.0
1,2-Dichloroethane	Ave	2.838	2.589	0.1000	45.6	50.0	-8.8	25.0
Trichloroethene	Ave	0.3995	0.3546	0.3000	44.4	50.0	-11.2	25.0
Methylcyclohexane	Ave	0.5173	0.5464	0.0100	52.8	50.0	5.6	
1,2-Dichloropropane	Ave	0.3392	0.3589	0.0100	52.9	50.0	5.8	
Bromodichloromethane	Ave	0.4717	0.4691	0.2000	49.7	50.0	-0.6	25.0
cis-1,3-Dichloropropene	Ave	0.5404	0.5810	0.2000	53.8	50.0	7.5	25.0
Methyl isobutyl ketone (MIBK)	Ave	0.3666	0.2698	0.0100	36.8	50.0	-26.4	
Toluene	Ave	1.592	1.529	0.4000	48.0	50.0	-3.9	25.0
trans-1,3-Dichloropropene	Ave	0.5097	0.5154	0.1000	50.6	50.0	1.1	25.0
1,1,2-Trichloroethane	Ave	0.3267	0.3391	0.1000	51.9	50.0	3.8	25.0

FORM VII
GC/MS VOA CONTINUING CALIBRATION DATA

Lab Name: TestAmerica Edison Job No.: 460-113049-1

SDG No.:

Lab Sample ID: CCVIS 460-366765/2 Calibration Date: 05/06/2016 21:59

Instrument ID: CVOAMS7 Calib Start Date: 10/02/2015 08:13

GC Column: Rtx-624 ID: 0.25(mm) Calib End Date: 10/02/2015 10:16

Lab File ID: V45145.D Conc. Units: ug/L Heated Purge: (Y/N) N

ANALYTE	CURVE TYPE	AVE RRF	RRF	MIN RRF	CALC AMOUNT	SPIKE AMOUNT	%D	MAX %D
Tetrachloroethene	Ave	0.3310	0.2658	0.2000	40.1	50.0	-19.7	25.0
2-Hexanone	Ave	0.2519	0.1725	0.0100	34.2	50.0	-31.5	
Dibromochloromethane	Ave	0.4056	0.3706	0.1000	45.7	50.0	-8.6	25.0
1,2-Dibromoethane	Ave	0.3576	0.3607	0.0100	50.4	50.0	0.9	
Chlorobenzene	Ave	1.123	1.025	0.5000	45.6	50.0	-8.8	25.0
Ethylbenzene	Ave	0.5574	0.4825	0.1000	43.3	50.0	-13.4	25.0
m&p-Xylene	Ave	1.411	0.6058	0.3000	90.6	100	-57.1	
o-Xylene	Ave	0.6685	0.6038	0.3000	45.2	50.0	-9.7	
Styrene	Ave	1.143	1.024	0.3000	44.8	50.0	-10.4	25.0
Bromoform	Ave	0.2647	0.2303	0.1000	43.5	50.0	-13.0	25.0
Isopropylbenzene	Ave	1.606	1.398	0.0100	43.5	50.0	-13.0	
1,1,2,2-Tetrachloroethane	Ave	0.4313	0.4332	0.3000	50.2	50.0	0.4	25.0
1,3-Dichlorobenzene	Ave	0.8133	0.6885	0.6000	42.3	50.0	-15.3	25.0
1,4-Dichlorobenzene	Ave	0.8156	0.7013	0.5000	43.0	50.0	-14.0	25.0
1,2-Dichlorobenzene	Ave	0.7784	0.6673	0.4000	42.9	50.0	-14.3	25.0
1,2-Dibromo-3-Chloropropane	Ave	0.0764	0.0667	0.0100	43.6	50.0	-12.7	
1,2,4-Trichlorobenzene	Lin		0.3462	0.2000	40.6	50.0	-18.8	25.0
1,2-Dichloroethane-d4 (Surr)	Ave	1.913	1.281	0.0100	33.5	50.0	-33.0	
Toluene-d8 (Surr)	Ave	0.9647	0.7533	0.0100	39.1	50.0	-21.9	
Bromofluorobenzene	Ave	0.4573	0.3669	0.2000	40.1	50.0	-19.8	25.0

FORM I
GC/MS VOA ORGANICS ANALYSIS DATA SHEET

Lab Name: TestAmerica Edison | Job No.: 460-113049-1

SDG No.:

Client Sample ID: | Lab Sample ID: MB 460-366326/7

Matrix: Water | Lab File ID: V45102.D

Analysis Method: OLM04.2/VOL | Date Collected:

Sample wt/vol: 5(mL) | Date Analyzed: 05/05/2016 01:02

Soil Aliquot Vol: | Dilution Factor: 1

Soil Extract Vol.: | GC Column: Rtx-624 ID: 0.25(mm)

% Moisture: | Level: (low/med) Low

Analysis Batch No.: 366326 | Units: ug/L

CAS NO.	COMPOUND NAME	RESULT	Q	RL	MDL
71-55-6	1,1,1-Trichloroethane	1.0	U	1.0	0.10
79-34-5	1,1,2,2-Tetrachloroethane	1.0	U	1.0	0.10
76-13-1	1,1,2-Trichloro-1,2,2-trifluoroethane	1.0	U	1.0	0.10
79-00-5	1,1,2-Trichloroethane	1.0	U	1.0	0.10
75-34-3	1,1-Dichloroethane	1.0	U	1.0	0.10
75-35-4	1,1-Dichloroethene	1.0	U	1.0	0.10
120-82-1	1,2,4-Trichlorobenzene	1.0	U	1.0	0.10
96-12-8	1,2-Dibromo-3-Chloropropane	1.0	U	1.0	0.10
106-93-4	1,2-Dibromoethane	1.0	U	1.0	0.10
95-50-1	1,2-Dichlorobenzene	1.0	U	1.0	0.10
107-06-2	1,2-Dichloroethane	1.0	U	1.0	0.10
78-87-5	1,2-Dichloropropane	1.0	U	1.0	0.10
541-73-1	1,3-Dichlorobenzene	1.0	U	1.0	0.10
106-46-7	1,4-Dichlorobenzene	1.0	U	1.0	0.10
591-78-6	2-Hexanone	1.0	U	1.0	0.10
67-64-1	Acetone	1.0	U	1.0	0.10
71-43-2	Benzene	1.0	U	1.0	0.10
75-27-4	Bromodichloromethane	1.0	U	1.0	0.10
75-25-2	Bromoform	1.0	U	1.0	0.10
74-83-9	Bromomethane	1.0	U	1.0	0.10
75-15-0	Carbon disulfide	1.0	U	1.0	0.10
56-23-5	Carbon tetrachloride	1.0	U	1.0	0.10
108-90-7	Chlorobenzene	1.0	U	1.0	0.10
75-45-6	Chlorodifluoromethane	1.0	U	1.0	0.10
75-00-3	Chloroethane	1.0	U	1.0	0.10
67-66-3	Chloroform	1.0	U	1.0	0.10
74-87-3	Chloromethane	1.0	U	1.0	0.10
156-59-2	cis-1,2-Dichloroethene	1.0	U	1.0	0.10
10061-01-5	cis-1,3-Dichloropropene	1.0	U	1.0	0.10
110-82-7	Cyclohexane	1.0	U	1.0	0.10
124-48-1	Dibromochloromethane	1.0	U	1.0	0.10
75-71-8	Dichlorodifluoromethane	1.0	U	1.0	0.10
100-41-4	Ethylbenzene	1.0	U	1.0	0.10
75-69-4	Freon 11	1.0	U	1.0	0.10
76-15-3	Freon 115	1.0	U	1.0	0.10

FORM I
GC/MS VOA ORGANICS ANALYSIS DATA SHEET

Lab Name: TestAmerica Edison | Job No.: 460-113049-1

SDG No.:

Client Sample ID: | Lab Sample ID: MB 460-366326/7

Matrix: Water | Lab File ID: V45102.D

Analysis Method: OLM04.2/VOL | Date Collected:

Sample wt/vol: 5(mL) | Date Analyzed: 05/05/2016 01:02

Soil Aliquot Vol: | Dilution Factor: 1

Soil Extract Vol.: | GC Column: Rtx-624 ID: 0.25(mm)

% Moisture: | Level: (low/med) Low

Analysis Batch No.: 366326 | Units: ug/L

CAS NO.	COMPOUND NAME	RESULT	Q	RL	MDL
306-83-2	Freon 123	1.0	U	1.0	0.10
75-37-6	Freon 152a	1.0	U	1.0	0.10
98-82-8	Isopropylbenzene	1.0	U	1.0	0.10
179601-23-1	m&p-Xylene	1.0	U	1.0	0.10
79-20-9	Methyl acetate	1.0	U	1.0	0.10
78-93-3	Methyl ethyl ketone (MEK)	1.0	U	1.0	0.10
108-10-1	Methyl isobutyl ketone (MIBK)	1.0	U	1.0	0.10
1634-04-4	Methyl tert-butyl ether	1.0	U	1.0	0.10
108-87-2	Methylcyclohexane	1.0	U	1.0	0.10
75-09-2	Methylene Chloride	1.0	U	1.0	0.10
95-47-6	o-Xylene	1.0	U	1.0	0.10
100-42-5	Styrene	1.0	U	1.0	0.10
127-18-4	Tetrachloroethene	1.0	U	1.0	0.10
108-88-3	Toluene	1.0	U	1.0	0.10
156-60-5	trans-1,2-Dichloroethene	1.0	U	1.0	0.10
10061-02-6	trans-1,3-Dichloropropene	1.0	U	1.0	0.10
79-01-6	Trichloroethene	1.0	U	1.0	0.10
75-01-4	Vinyl chloride	1.0	U	1.0	0.10
1330-20-7	Xylenes, Total	1.0	U	1.0	0.10

CAS NO.	SURROGATE	%REC	Q	LIMITS
460-00-4	Bromofluorobenzene	102		86-115
17060-07-0	1,2-Dichloroethane-d4 (Surr)	106		76-114
2037-26-5	Toluene-d8 (Surr)	100		88-110

FORM I
GC/MS VOA ORGANICS ANALYSIS DATA SHEET
TENTATIVELY IDENTIFIED COMPOUNDS

Lab Name: TestAmerica Edison Job No.: 460-113049-1

SDG No.:

Client Sample ID: Lab Sample ID: MB 460-366326/7

Matrix: Water Lab File ID: V45102.D

Analysis Method: OLM04.2/VOL Date Collected:

Sample wt/vol: 5(mL) Date Analyzed: 05/05/2016 01:02

Soil Aliquot Vol: Dilution Factor: 1

Soil Extract Vol.: GC Column: Rtx-624 ID: 0.25(mm)

% Moisture: Level: (low/med) Low

Analysis Batch No.: 366326 Units: ug/L

Number TICs Found: 0 TIC Result Total: 0

CAS NO.	COMPOUND NAME	RT	RESULT	Q
	Tentatively Identified Compound		None	

FORM I
GC/MS VOA ORGANICS ANALYSIS DATA SHEET

Lab Name: TestAmerica Edison | Job No.: 460-113049-1

SDG No.:

Client Sample ID: | Lab Sample ID: MB 460-366765/7

Matrix: Water | Lab File ID: V45150.D

Analysis Method: OLM04.2/VOL | Date Collected:

Sample wt/vol: 5(mL) | Date Analyzed: 05/06/2016 23:57

Soil Aliquot Vol: | Dilution Factor: 1

Soil Extract Vol.: | GC Column: Rtx-624 ID: 0.25(mm)

% Moisture: | Level: (low/med) Low

Analysis Batch No.: 366765 | Units: ug/L

CAS NO.	COMPOUND NAME	RESULT	Q	RL	MDL
71-55-6	1,1,1-Trichloroethane	1.0	U	1.0	0.10
79-34-5	1,1,2,2-Tetrachloroethane	1.0	U	1.0	0.10
76-13-1	1,1,2-Trichloro-1,2,2-trifluoroethane	1.0	U	1.0	0.10
79-00-5	1,1,2-Trichloroethane	1.0	U	1.0	0.10
75-34-3	1,1-Dichloroethane	1.0	U	1.0	0.10
75-35-4	1,1-Dichloroethene	1.0	U	1.0	0.10
120-82-1	1,2,4-Trichlorobenzene	1.0	U	1.0	0.10
96-12-8	1,2-Dibromo-3-Chloropropane	1.0	U	1.0	0.10
106-93-4	1,2-Dibromoethane	1.0	U	1.0	0.10
95-50-1	1,2-Dichlorobenzene	1.0	U	1.0	0.10
107-06-2	1,2-Dichloroethane	1.0	U	1.0	0.10
78-87-5	1,2-Dichloropropane	1.0	U	1.0	0.10
541-73-1	1,3-Dichlorobenzene	1.0	U	1.0	0.10
106-46-7	1,4-Dichlorobenzene	1.0	U	1.0	0.10
591-78-6	2-Hexanone	1.0	U	1.0	0.10
67-64-1	Acetone	1.0	U	1.0	0.10
71-43-2	Benzene	1.0	U	1.0	0.10
75-27-4	Bromodichloromethane	1.0	U	1.0	0.10
75-25-2	Bromoform	1.0	U	1.0	0.10
74-83-9	Bromomethane	1.0	U	1.0	0.10
75-15-0	Carbon disulfide	1.0	U	1.0	0.10
56-23-5	Carbon tetrachloride	1.0	U	1.0	0.10
108-90-7	Chlorobenzene	1.0	U	1.0	0.10
75-45-6	Chlorodifluoromethane	1.0	U	1.0	0.10
75-00-3	Chloroethane	1.0	U	1.0	0.10
67-66-3	Chloroform	1.0	U	1.0	0.10
74-87-3	Chloromethane	1.0	U	1.0	0.10
156-59-2	cis-1,2-Dichloroethene	1.0	U	1.0	0.10
10061-01-5	cis-1,3-Dichloropropene	1.0	U	1.0	0.10
110-82-7	Cyclohexane	1.0	U	1.0	0.10
124-48-1	Dibromochloromethane	1.0	U	1.0	0.10
75-71-8	Dichlorodifluoromethane	1.0	U	1.0	0.10
100-41-4	Ethylbenzene	1.0	U	1.0	0.10
75-69-4	Freon 11	1.0	U	1.0	0.10
76-15-3	Freon 115	1.0	U	1.0	0.10

FORM I
GC/MS VOA ORGANICS ANALYSIS DATA SHEET

Lab Name: TestAmerica Edison | Job No.: 460-113049-1

SDG No.:

Client Sample ID: | Lab Sample ID: MB 460-366765/7

Matrix: Water | Lab File ID: V45150.D

Analysis Method: OLM04.2/VOL | Date Collected:

Sample wt/vol: 5(mL) | Date Analyzed: 05/06/2016 23:57

Soil Aliquot Vol: | Dilution Factor: 1

Soil Extract Vol.: | GC Column: Rtx-624 ID: 0.25(mm)

% Moisture: | Level: (low/med) Low

Analysis Batch No.: 366765 | Units: ug/L

CAS NO.	COMPOUND NAME	RESULT	Q	RL	MDL
306-83-2	Freon 123	1.0	U	1.0	0.10
75-37-6	Freon 152a	1.0	U	1.0	0.10
98-82-8	Isopropylbenzene	1.0	U	1.0	0.10
179601-23-1	m&p-Xylene	1.0	U	1.0	0.10
79-20-9	Methyl acetate	1.0	U	1.0	0.10
78-93-3	Methyl ethyl ketone (MEK)	1.0	U	1.0	0.10
108-10-1	Methyl isobutyl ketone (MIBK)	1.0	U	1.0	0.10
1634-04-4	Methyl tert-butyl ether	1.0	U	1.0	0.10
108-87-2	Methylcyclohexane	1.0	U	1.0	0.10
75-09-2	Methylene Chloride	1.0	U	1.0	0.10
95-47-6	o-Xylene	1.0	U	1.0	0.10
100-42-5	Styrene	1.0	U	1.0	0.10
127-18-4	Tetrachloroethene	1.0	U	1.0	0.10
108-88-3	Toluene	1.0	U	1.0	0.10
156-60-5	trans-1,2-Dichloroethene	1.0	U	1.0	0.10
10061-02-6	trans-1,3-Dichloropropene	1.0	U	1.0	0.10
79-01-6	Trichloroethene	1.0	U	1.0	0.10
75-01-4	Vinyl chloride	1.0	U	1.0	0.10
1330-20-7	Xylenes, Total	1.0	U	1.0	0.10

CAS NO.	SURROGATE	%REC	Q	LIMITS
460-00-4	Bromofluorobenzene	103		86-115
17060-07-0	1,2-Dichloroethane-d4 (Surr)	112		76-114
2037-26-5	Toluene-d8 (Surr)	98		88-110

FORM I
GC/MS VOA ORGANICS ANALYSIS DATA SHEET
TENTATIVELY IDENTIFIED COMPOUNDS

Lab Name: TestAmerica Edison Job No.: 460-113049-1

SDG No.:

Client Sample ID: Lab Sample ID: MB 460-366765/7

Matrix: Water Lab File ID: V45150.D

Analysis Method: OLM04.2/VOL Date Collected:

Sample wt/vol: 5(mL) Date Analyzed: 05/06/2016 23:57

Soil Aliquot Vol: Dilution Factor: 1

Soil Extract Vol.: GC Column: Rtx-624 ID: 0.25(mm)

% Moisture: Level: (low/med) Low

Analysis Batch No.: 366765 Units: ug/L

Number TICs Found: 0 TIC Result Total: 0

CAS NO.	COMPOUND NAME	RT	RESULT	Q
	Tentatively Identified Compound		None	

FORM III
HPLC/IC LAB CONTROL SAMPLE RECOVERY

Lab Name: TestAmerica Pittsburgh Job No.: 460-113049-1

SDG No.:

Matrix: Water Level: Low Lab File ID: A-ICS2100 A 05-05-2016-5.d

Lab ID: LCS 180-175328/5 Client ID:

COMPOUND	SPIKE ADDED (mg/L)	LCS CONCENTRATION (mg/L)	LCS % REC	QC LIMITS REC	#
Bromide	0.100	0.103	103	90-110	

Column to be used to flag recovery and RPD values

FORM III 300.0

FORM III
HPLC/IC LAB CONTROL SAMPLE RECOVERY

Lab Name: TestAmerica Pittsburgh Job No.: 460-113049-1

SDG No.:

Matrix: Water Level: Low Lab File ID: A-ICS2100 A 05-09-2016-5.d

Lab ID: LCS 180-175603/5 Client ID:

COMPOUND	SPIKE ADDED (mg/L)	LCS CONCENTRATION (mg/L)	LCS % REC	QC LIMITS REC	#
Bromide	0.100	0.0969	97	90-110	

Column to be used to flag recovery and RPD values

FORM III 300.0

FORM III
HPLC/IC MATRIX SPIKE RECOVERY

Lab Name: TestAmerica Pittsburgh Job No.: 460-113049-1

SDG No.:

Matrix: Water Level: Low Lab File ID: A-ICS2100 A 05-09-2016-11.d

Lab ID: 460-113053-E-2 MS Client ID:

COMPOUND	SPIKE ADDED (mg/L)	SAMPLE CONCENTRATION (mg/L)	MS CONCENTRATION (mg/L)	MS % REC	QC LIMITS REC	#
Bromide	0.0500	0.0025 U	0.0508	102	80-120	

Column to be used to flag recovery and RPD values

FORM III 300.0

FORM III
HPLC/IC MATRIX SPIKE RECOVERY

Lab Name: TestAmerica Pittsburgh Job No.: 460-113049-1

SDG No.:

Matrix: Water Level: Low Lab File ID: A-ICS2100 A 05-05-2016-24.d

Lab ID: 460-113049-14 MS Client ID: MW-46ML-XX MS

COMPOUND	SPIKE ADDED (mg/L)	SAMPLE CONCENTRATION (mg/L)	MS CONCENTRATION (mg/L)	MS % REC	QC LIMITS REC	#
Bromide	0.0500	0.018	0.0648	93	80-120	

Column to be used to flag recovery and RPD values

FORM III 300.0

FORM III
HPLC/IC MATRIX SPIKE DUPLICATE RECOVERY

Lab Name: TestAmerica Pittsburgh Job No.: 460-113049-1

SDG No.:

Matrix: Water Level: Low Lab File ID: A-ICS2100 A 05-09-2016-12.d

Lab ID: 460-113053-E-2 MSD Client ID:

COMPOUND	SPIKE ADDED (mg/L)	MSD CONCENTRATION (mg/L)	MSD % REC	% RPD	QC LIMITS		#
					RPD	REC	
Bromide	0.0500	0.0496	99	2	20	80-120	

Column to be used to flag recovery and RPD values

FORM III 300.0

FORM III
HPLC/IC MATRIX SPIKE DUPLICATE RECOVERY

Lab Name: TestAmerica Pittsburgh Job No.: 460-113049-1

SDG No.:

Matrix: Water Level: Low Lab File ID: A-ICS2100 A 05-05-2016-25.d

Lab ID: 460-113049-14 MSD Client ID: MW-46ML-XX MSD

COMPOUND	SPIKE ADDED (mg/L)	MSD CONCENTRATION (mg/L)	MSD % REC	% RPD	QC LIMITS		#
					RPD	REC	
Bromide	0.0500	0.0673	98	4	20	80-120	

Column to be used to flag recovery and RPD values

FORM III 300.0

FORM IV
HPLC/IC METHOD BLANK SUMMARY

Lab Name: TestAmerica Pittsburgh Job No.: 460-113049-1

SDG No.:

Lab File ID: A-ICS2100 A 05-05-2016-6.d Lab Sample ID: MB 180-175328/6

Matrix: Water Date Extracted:

Instrument ID: CHIC2100A Date Analyzed: 05/05/2016 06:47

Level:(Low/Med) Low

THIS METHOD BLANK APPLIES TO THE FOLLOWING SAMPLES:

CLIENT SAMPLE ID	LAB SAMPLE ID	LAB FILE ID	DATE ANALYZED
	CCB 180-175328/4	A-ICS2100 A 05-05-2016-4.d	05/05/2016 06:12
	LCS 180-175328/5	A-ICS2100 A 05-05-2016-5.d	05/05/2016 06:30
	CCB 180-175328/16	A-ICS2100 A 05-05-2016-16.d	05/05/2016 09:28
MW-45MI-XX	460-113049-6	A-ICS2100 A 05-05-2016-18.d	05/05/2016 10:00
MW-43MI-XX	460-113049-9	A-ICS2100 A 05-05-2016-19.d	05/05/2016 10:18
MW-43MU-XX	460-113049-10	A-ICS2100 A 05-05-2016-20.d	05/05/2016 10:35
MW-45MU-XX	460-113049-7	A-ICS2100 A 05-05-2016-22.d	05/05/2016 11:10
MW-46ML-XX	460-113049-14	A-ICS2100 A 05-05-2016-23.d	05/05/2016 11:27
MW-46ML-XX MS	460-113049-14 MS	A-ICS2100 A 05-05-2016-24.d	05/05/2016 11:44
MW-46ML-XX MSD	460-113049-14 MSD	A-ICS2100 A 05-05-2016-25.d	05/05/2016 12:02
MW-46MI-XX	460-113049-15	A-ICS2100 A 05-05-2016-26.d	05/05/2016 12:19
	CCB 180-175328/28	A-ICS2100 A 05-05-2016-28.d	05/05/2016 12:54
MW-49ML-XX	460-113049-13	A-ICS2100 A 05-05-2016-30.d	05/05/2016 13:28
QC-EB042716	460-113049-1	A-ICS2100 A 05-05-2016-31.d	05/05/2016 13:46
QC-EB042816	460-113049-8	A-ICS2100 A 05-05-2016-32.d	05/05/2016 14:03

FORM IV 300.0

FORM IV
HPLC/IC METHOD BLANK SUMMARY

Lab Name: TestAmerica Pittsburgh Job No.: 460-113049-1

SDG No.:

Lab File ID: A-ICS2100 A 05-05-2016-6.d Lab Sample ID: MB 180-175328/6

Matrix: Water Date Extracted:

Instrument ID: CHIC2100A Date Analyzed: 05/05/2016 06:47

Level:(Low/Med) Low

THIS METHOD BLANK APPLIES TO THE FOLLOWING SAMPLES:

CLIENT SAMPLE ID	LAB SAMPLE ID	LAB FILE ID	DATE ANALYZED
	CCB 180-175328/34	A-ICS2100 A 05-05-2016-34.d	05/05/2016 14:38

FORM IV 300.0

FORM IV
HPLC/IC METHOD BLANK SUMMARY

Lab Name: TestAmerica Pittsburgh Job No.: 460-113049-1

SDG No.:

Lab File ID: A-ICS2100 A 05-09-2016-6.d Lab Sample ID: MB 180-175603/6

Matrix: Water Date Extracted:

Instrument ID: CHIC2100A Date Analyzed: 05/09/2016 08:59

Level:(Low/Med) Low

THIS METHOD BLANK APPLIES TO THE FOLLOWING SAMPLES:

CLIENT SAMPLE ID	LAB SAMPLE ID	LAB FILE ID	DATE ANALYZED
	CCB 180-175603/4	A-ICS2100 A 05-09-2016-4.d	05/09/2016 08:22
	LCS 180-175603/5	A-ICS2100 A 05-09-2016-5.d	05/09/2016 08:37
MW-33ML-XX	460-113049-18	A-ICS2100 A 05-09-2016-7.d	05/09/2016 09:19
SW-N13821-XX	460-113049-19	A-ICS2100 A 05-09-2016-8.d	05/09/2016 09:35
SW-N13000-XX	460-113049-20	A-ICS2100 A 05-09-2016-9.d	05/09/2016 09:50
	460-113053-E-2 MS	A-ICS2100 A 05-09-2016-11.d	05/09/2016 10:29
	460-113053-E-2 MSD	A-ICS2100 A 05-09-2016-12.d	05/09/2016 10:44
SW-N5099-XX	460-113049-21	A-ICS2100 A 05-09-2016-13.d	05/09/2016 11:09
QC-EB042916	460-113049-17	A-ICS2100 A 05-09-2016-14.d	05/09/2016 11:27
	CCB 180-175603/16	A-ICS2100 A 05-09-2016-16.d	05/09/2016 12:00
IW-N5535-XX	460-113049-11	A-ICS2100 A 05-09-2016-17.d	05/09/2016 12:51
MW-49MI-XX	460-113049-12	A-ICS2100 A 05-09-2016-18.d	05/09/2016 13:06
	CCB 180-175603/20	A-ICS2100 A 05-09-2016-20.d	05/09/2016 13:37

FORM VI
HPLC/IC BY EXTERNAL STANDARD - INITIAL CALIBRATION DATA
RETENTION TIME SUMMARY

Lab Name: TestAmerica Pittsburgh Job No.: 460-113049-1 Analy Batch No.: 173853

SDG No.:

Instrument ID: CHIC2100A GC Column: AS-18 ID: Heated Purge: (Y/N) N

Calibration Start Date: 04/19/2016 06:56 Calibration End Date: 04/19/2016 08:29 Calibration ID: 30273

Calibration Files:

LEVEL:	LAB SAMPLE ID:	LAB FILE ID:
Level 1	IC 180-173853/2	A-ICS2100 A 04-19-2016-2.d
Level 2	IC 180-173853/3	A-ICS2100 A 04-19-2016-3.d
Level 3	IC 180-173853/4	A-ICS2100 A 04-19-2016-4.d
Level 4	IC 180-173853/5	A-ICS2100 A 04-19-2016-5.d
Level 5	IC 180-173853/6	A-ICS2100 A 04-19-2016-6.d
Level 6	IC 180-173853/7	A-ICS2100 A 04-19-2016-7.d
Level 7	IC 180-173853/8	A-ICS2100 A 04-19-2016-8.d

ANALYTE	LVL 1	LVL 2	LVL 3	LVL 4	LVL 5	LVL 6	LVL 7				RT WINDOW	AVG RT
Bromide	6.483	6.500	6.500	6.492	6.483	6.492	6.492				6.150 - 6.850	6.492

FORM VI
HPLC/IC BY EXTERNAL STANDARD - INITIAL CALIBRATION DATA
CURVE EVALUATION

Lab Name: TestAmerica Pittsburgh Job No.: 460-113049-1 Analy Batch No.: 173853

SDG No.:

Instrument ID: CHIC2100A GC Column: AS-18 ID: Heated Purge: (Y/N) N

Calibration Start Date: 04/19/2016 06:56 Calibration End Date: 04/19/2016 08:29 Calibration ID: 30273

Calibration Files:

LEVEL:	LAB SAMPLE ID:	LAB FILE ID:
Level 1	IC 180-173853/2	A-ICS2100 A 04-19-2016-2.d
Level 2	IC 180-173853/3	A-ICS2100 A 04-19-2016-3.d
Level 3	IC 180-173853/4	A-ICS2100 A 04-19-2016-4.d
Level 4	IC 180-173853/5	A-ICS2100 A 04-19-2016-5.d
Level 5	IC 180-173853/6	A-ICS2100 A 04-19-2016-6.d
Level 6	IC 180-173853/7	A-ICS2100 A 04-19-2016-7.d
Level 7	IC 180-173853/8	A-ICS2100 A 04-19-2016-8.d

ANALYTE	CF				CURVE TYPE	COEFFICIENT			#	MIN CF	%RSD	#	MAX %RSD	R^2 OR COD	#	MIN R^2 OR COD
	LVL 1 LVL 5	LVL 2 LVL 6	LVL 3 LVL 7	LVL 4		B	M1	M2								
Bromide	2932400 2585280	4179800 2769730	3144200 2640430	2733680	Lin	3982.46323	2635566.26							0.9990		0.9950

Note: The m1 coefficient is the same as Ave CF for an Ave curve type.

FORM VI
HPLC/IC BY EXTERNAL STANDARD - INITIAL CALIBRATION DATA
RESPONSE AND CONCENTRATION

Lab Name: TestAmerica Pittsburgh Job No.: 460-113049-1 Analy Batch No.: 173853

SDG No.:

Instrument ID: CHIC2100A GC Column: AS-18 ID: Heated Purge: (Y/N) N

Calibration Start Date: 04/19/2016 06:56 Calibration End Date: 04/19/2016 08:29 Calibration ID: 30273

Calibration Files:

LEVEL:	LAB SAMPLE ID:	LAB FILE ID:
Level 1	IC 180-173853/2	A-ICS2100 A 04-19-2016-2.d
Level 2	IC 180-173853/3	A-ICS2100 A 04-19-2016-3.d
Level 3	IC 180-173853/4	A-ICS2100 A 04-19-2016-4.d
Level 4	IC 180-173853/5	A-ICS2100 A 04-19-2016-5.d
Level 5	IC 180-173853/6	A-ICS2100 A 04-19-2016-6.d
Level 6	IC 180-173853/7	A-ICS2100 A 04-19-2016-7.d
Level 7	IC 180-173853/8	A-ICS2100 A 04-19-2016-8.d

ANALYTE	CURVE TYPE	RESPONSE					CONCENTRATION (UG/ML)				
		LVL 1 LVL 6	LVL 2 LVL 7	LVL 3	LVL 4	LVL 5	LVL 1 LVL 6	LVL 2 LVL 7	LVL 3	LVL 4	LVL 5
Bromide	Lin	7331 276973	20899 528086	31442	68342	129264	0.00250 0.100	0.00500 0.200	0.0100	0.0250	0.0500

Curve Type Legend:

Lin = Linear by Height

FORM VII
HPLC/IC CONTINUING CALIBRATION DATA

Lab Name: TestAmerica Pittsburgh Job No.: 460-113049-1

SDG No.:

Lab Sample ID: ICV 180-175328/2 Calibration Date: 05/05/2016 05:02

Instrument ID: CHIC2100A Calib Start Date: 04/19/2016 06:56

GC Column: AS-18 ID: Calib End Date: 04/19/2016 08:29

Lab File ID: A-ICS2100 A 05-05-2016-2.d Conc. Units: mg/L

ANALYTE	CURVE TYPE	AVE CF	CF	MIN CF	CALC AMOUNT	SPIKE AMOUNT	%D	MAX %D
Bromide	Lin		2620360		0.0482	0.0500	-3.6	10.0

FORM VII 300.0

FORM VII
HPLC/IC CONTINUING CALIBRATION DATA

Lab Name: TestAmerica Pittsburgh Job No.: 460-113049-1

SDG No.:

Lab Sample ID: CCV 180-175328/3 Calibration Date: 05/05/2016 05:49

Instrument ID: CHIC2100A Calib Start Date: 04/19/2016 06:56

GC Column: AS-18 ID: Calib End Date: 04/19/2016 08:29

Lab File ID: A-ICS2100 A 05-05-2016-3.d Conc. Units: mg/L

ANALYTE	CURVE TYPE	AVE CF	CF	MIN CF	CALC AMOUNT	SPIKE AMOUNT	%D	MAX %D
Bromide	Lin		2767110		0.103	0.100	3.5	10.0

FORM VII 300.0

FORM VII
HPLC/IC CONTINUING CALIBRATION DATA

Lab Name: TestAmerica Pittsburgh Job No.: 460-113049-1

SDG No.:

Lab Sample ID: CCV 180-175328/15 Calibration Date: 05/05/2016 09:12

Instrument ID: CHIC2100A Calib Start Date: 04/19/2016 06:56

GC Column: AS-18 ID: Calib End Date: 04/19/2016 08:29

Lab File ID: A-ICS2100 A 05-05-2016-15.d Conc. Units: mg/L

ANALYTE	CURVE TYPE	AVE CF	CF	MIN CF	CALC AMOUNT	SPIKE AMOUNT	%D	MAX %D
Bromide	Lin		2649960		0.0990	0.100	-1.0	10.0

FORM VII 300.0

FORM VII
HPLC/IC CONTINUING CALIBRATION DATA

Lab Name: TestAmerica Pittsburgh Job No.: 460-113049-1

SDG No.:

Lab Sample ID: CCV 180-175328/27 Calibration Date: 05/05/2016 12:36

Instrument ID: CHIC2100A Calib Start Date: 04/19/2016 06:56

GC Column: AS-18 ID: Calib End Date: 04/19/2016 08:29

Lab File ID: A-ICS2100 A 05-05-2016-27.d Conc. Units: mg/L

ANALYTE	CURVE TYPE	AVE CF	CF	MIN CF	CALC AMOUNT	SPIKE AMOUNT	%D	MAX %D
Bromide	Lin		2623260		0.0980	0.100	-2.0	10.0

FORM VII 300.0

FORM VII
HPLC/IC CONTINUING CALIBRATION DATA

Lab Name: TestAmerica Pittsburgh Job No.: 460-113049-1

SDG No.:

Lab Sample ID: CCV 180-175328/33 Calibration Date: 05/05/2016 14:20

Instrument ID: CHIC2100A Calib Start Date: 04/19/2016 06:56

GC Column: AS-18 ID: Calib End Date: 04/19/2016 08:29

Lab File ID: A-ICS2100 A 05-05-2016-33.d Conc. Units: mg/L

ANALYTE	CURVE TYPE	AVE CF	CF	MIN CF	CALC AMOUNT	SPIKE AMOUNT	%D	MAX %D
Bromide	Lin		2566490		0.0959	0.100	-4.1	10.0

FORM VII 300.0

FORM VII
HPLC/IC CONTINUING CALIBRATION DATA

Lab Name: TestAmerica Pittsburgh Job No.: 460-113049-1

SDG No.:

Lab Sample ID: ICV 180-175603/2 Calibration Date: 05/09/2016 07:14

Instrument ID: CHIC2100A Calib Start Date: 04/19/2016 06:56

GC Column: AS-18 ID: Calib End Date: 04/19/2016 08:29

Lab File ID: A-ICS2100 A 05-09-2016-2.d Conc. Units: mg/L

ANALYTE	CURVE TYPE	AVE CF	CF	MIN CF	CALC AMOUNT	SPIKE AMOUNT	%D	MAX %D
Bromide	Lin		2657680		0.0489	0.0500	-2.2	10.0

FORM VII 300.0

FORM VII
HPLC/IC CONTINUING CALIBRATION DATA

Lab Name: TestAmerica Pittsburgh Job No.: 460-113049-1

SDG No.:

Lab Sample ID: CCV 180-175603/3 Calibration Date: 05/09/2016 08:00

Instrument ID: CHIC2100A Calib Start Date: 04/19/2016 06:56

GC Column: AS-18 ID: Calib End Date: 04/19/2016 08:29

Lab File ID: A-ICS2100 A 05-09-2016-3.d Conc. Units: mg/L

ANALYTE	CURVE TYPE	AVE CF	CF	MIN CF	CALC AMOUNT	SPIKE AMOUNT	%D	MAX %D
Bromide	Lin		2587780		0.0967	0.100	-3.3	10.0

FORM VII 300.0

FORM VII
HPLC/IC CONTINUING CALIBRATION DATA

Lab Name: TestAmerica Pittsburgh Job No.: 460-113049-1

SDG No.:

Lab Sample ID: CCV 180-175603/15 Calibration Date: 05/09/2016 11:44

Instrument ID: CHIC2100A Calib Start Date: 04/19/2016 06:56

GC Column: AS-18 ID: Calib End Date: 04/19/2016 08:29

Lab File ID: A-ICS2100 A 05-09-2016-15.d Conc. Units: mg/L

ANALYTE	CURVE TYPE	AVE CF	CF	MIN CF	CALC AMOUNT	SPIKE AMOUNT	%D	MAX %D
Bromide	Lin		2447290		0.0913	0.100	-8.7	10.0

FORM VII 300.0

FORM I
HPLC/IC ORGANICS ANALYSIS DATA SHEET

Lab Name: TestAmerica Pittsburgh
Job No.: 460-113049-1
SDG No.:
Client Sample ID:
Lab Sample ID: MB 180-175328/6
Matrix: Water
Lab File ID: A-ICS2100 A 05-05-2016-6.d
Analysis Method: 300.0
Date Collected:
Extraction Method:
Date Extracted:
Sample wt/vol: 1(mL)
Date Analyzed: 05/05/2016 06:47
Con. Extract Vol.:
Dilution Factor: 1
Injection Volume: 25(mL)
GC Column: AS-18 ID:
% Moisture:
GPC Cleanup:(Y/N) N
Analysis Batch No.: 175328
Units: mg/L

CAS NO.	COMPOUND NAME	RESULT	Q	RL	MDL
24959-67-9	Bromide	0.0025	U	0.0025	0.00045

FORM I
HPLC/IC ORGANICS ANALYSIS DATA SHEET

Lab Name: TestAmerica Pittsburgh
Job No.: 460-113049-1
SDG No.:
Client Sample ID:
Lab Sample ID: MB 180-175603/6
Matrix: Water
Lab File ID: A-ICS2100 A 05-09-2016-6.d
Analysis Method: 300.0
Date Collected:
Extraction Method:
Date Extracted:
Sample wt/vol: 1(mL)
Date Analyzed: 05/09/2016 08:59
Con. Extract Vol.:
Dilution Factor: 1
Injection Volume: 25(mL)
GC Column: AS-18 ID:
% Moisture:
GPC Cleanup:(Y/N) N
Analysis Batch No.: 175603
Units: mg/L

CAS NO.	COMPOUND NAME	RESULT	Q	RL	MDL
24959-67-9	Bromide	0.0025	U	0.0025	0.00045

FORM I
HPLC/IC ORGANICS ANALYSIS DATA SHEET

Lab Name: TestAmerica Pittsburgh
Job No.: 460-113049-1
SDG No.:
Client Sample ID:
Lab Sample ID: LCS 180-175328/5
Matrix: Water
Lab File ID: A-ICS2100 A 05-05-2016-5.d
Analysis Method: 300.0
Date Collected:
Extraction Method:
Date Extracted:
Sample wt/vol: 1(mL)
Date Analyzed: 05/05/2016 06:30
Con. Extract Vol.:
Dilution Factor: 1
Injection Volume: 25(mL)
GC Column: AS-18 ID:
% Moisture:
GPC Cleanup:(Y/N) N
Analysis Batch No.: 175328
Units: mg/L

CAS NO.	COMPOUND NAME	RESULT	Q	RL	MDL
24959-67-9	Bromide	0.103		0.0025	0.00045

FORM I
HPLC/IC ORGANICS ANALYSIS DATA SHEET

Lab Name: TestAmerica Pittsburgh
Job No.: 460-113049-1
SDG No.:
Client Sample ID:
Lab Sample ID: LCS 180-175603/5
Matrix: Water
Lab File ID: A-ICS2100 A 05-09-2016-5.d
Analysis Method: 300.0
Date Collected:
Extraction Method:
Date Extracted:
Sample wt/vol: 1(mL)
Date Analyzed: 05/09/2016 08:37
Con. Extract Vol.:
Dilution Factor: 1
Injection Volume: 25(mL)
GC Column: AS-18 ID:
% Moisture:
GPC Cleanup:(Y/N) N
Analysis Batch No.: 175603
Units: mg/L

CAS NO.	COMPOUND NAME	RESULT	Q	RL	MDL
24959-67-9	Bromide	0.0969		0.0025	0.00045

FORM I
HPLC/IC ORGANICS ANALYSIS DATA SHEET

Lab Name: TestAmerica Pittsburgh
Job No.: 460-113049-1
SDG No.:
Client Sample ID:
Lab Sample ID: 460-113053-E-2 MS
Matrix: Water
Lab File ID: A-ICS2100 A 05-09-2016-11.d
Analysis Method: 300.0
Date Collected: 04/29/2016 17:35
Extraction Method:
Date Extracted:
Sample wt/vol: 1(mL)
Date Analyzed: 05/09/2016 10:29
Con. Extract Vol.:
Dilution Factor: 1
Injection Volume: 25(mL)
GC Column: AS-18 ID:
% Moisture:
GPC Cleanup:(Y/N) N
Analysis Batch No.: 175603
Units: mg/L

CAS NO.	COMPOUND NAME	RESULT	Q	RL	MDL
24959-67-9	Bromide	0.0508		0.0025	0.00045

FORM I
HPLC/IC ORGANICS ANALYSIS DATA SHEET

Lab Name: TestAmerica Pittsburgh
Job No.: 460-113049-1
SDG No.:
Client Sample ID: MW-46ML-XX MS
Lab Sample ID: 460-113049-14 MS
Matrix: Water
Lab File ID: A-ICS2100 A 05-05-2016-24.d
Analysis Method: 300.0
Date Collected: 04/28/2016 12:00
Extraction Method:
Date Extracted:
Sample wt/vol: 1(mL)
Date Analyzed: 05/05/2016 11:44
Con. Extract Vol.:
Dilution Factor: 1
Injection Volume: 25(mL)
GC Column: AS-18 ID:
% Moisture:
GPC Cleanup:(Y/N) N
Analysis Batch No.: 175328
Units: mg/L

CAS NO.	COMPOUND NAME	RESULT	Q	RL	MDL
24959-67-9	Bromide	0.0648		0.0025	0.00045

HPLC/IC ANALYSIS RUN LOG

Lab Name: TestAmerica Pittsburgh Job No.: 460-113049-1

SDG No.:

Instrument ID: CHIC2100A Start Date: 04/19/2016 06:36

Analysis Batch Number: 173853 End Date: 04/19/2016 16:16

LAB SAMPLE ID	CLIENT SAMPLE ID	DATE ANALYZED	DILUTION FACTOR	LAB FILE ID	COLUMN ID
RINSE 180-173853/1		04/19/2016 06:36	1		AS-18
IC 180-173853/2		04/19/2016 06:56	1	A-ICS2100 A 04-19-2016-2.d	AS-18
IC 180-173853/3		04/19/2016 07:11	1	A-ICS2100 A 04-19-2016-3.d	AS-18
IC 180-173853/4		04/19/2016 07:27	1	A-ICS2100 A 04-19-2016-4.d	AS-18
IC 180-173853/5		04/19/2016 07:42	1	A-ICS2100 A 04-19-2016-5.d	AS-18
IC 180-173853/6		04/19/2016 07:58	1	A-ICS2100 A 04-19-2016-6.d	AS-18
IC 180-173853/7		04/19/2016 08:13	1	A-ICS2100 A 04-19-2016-7.d	AS-18
IC 180-173853/8		04/19/2016 08:29	1	A-ICS2100 A 04-19-2016-8.d	AS-18
RINSE 180-173853/9		04/19/2016 08:45	1		AS-18
RINSE 180-173853/10		04/19/2016 09:00	1		AS-18
ZZZZZ		04/19/2016 09:16	1		AS-18
ZZZZZ		04/19/2016 09:31	1		AS-18
ICV 180-173853/13		04/19/2016 09:47	1		AS-18
CCV 180-173853/14		04/19/2016 10:02	1		AS-18
CCB 180-173853/15		04/19/2016 11:17	1		AS-18
ZZZZZ		04/19/2016 11:32	1		AS-18
ZZZZZ		04/19/2016 11:48	1		AS-18
ZZZZZ		04/19/2016 12:06	1		AS-18
ZZZZZ		04/19/2016 12:25	1		AS-18
ZZZZZ		04/19/2016 12:41	1		AS-18
ZZZZZ		04/19/2016 12:56	1		AS-18
ZZZZZ		04/19/2016 14:06	1		AS-18
ZZZZZ		04/19/2016 14:21	1		AS-18
ZZZZZ		04/19/2016 14:37	1		AS-18
ZZZZZ		04/19/2016 14:52	1		AS-18
CCV 180-173853/26		04/19/2016 15:08	1		AS-18
CCB 180-173853/27		04/19/2016 15:24	1		AS-18
ZZZZZ		04/19/2016 15:42	1		AS-18
CCV 180-173853/29		04/19/2016 15:59	1		AS-18
CCB 180-173853/30		04/19/2016 16:16	1		AS-18

300.0

HPLC/IC ANALYSIS RUN LOG

Lab Name: TestAmerica Pittsburgh Job No.: 460-113049-1

SDG No.:

Instrument ID: CHIC2100A Start Date: 05/05/2016 04:45

Analysis Batch Number: 175328 End Date: 05/05/2016 14:38

LAB SAMPLE ID	CLIENT SAMPLE ID	DATE ANALYZED	DILUTION FACTOR	LAB FILE ID	COLUMN ID
ZZZZZ		05/05/2016 04:45	1		AS-18
ICV 180-175328/2		05/05/2016 05:02	1	A-ICS2100 A 05-05-2016-2.d	AS-18
CCV 180-175328/3		05/05/2016 05:49	1	A-ICS2100 A 05-05-2016-3.d	AS-18
CCB 180-175328/4		05/05/2016 06:12	1	A-ICS2100 A 05-05-2016-4.d	AS-18
LCS 180-175328/5		05/05/2016 06:30	1	A-ICS2100 A 05-05-2016-5.d	AS-18
MB 180-175328/6		05/05/2016 06:47	1	A-ICS2100 A 05-05-2016-6.d	AS-18
ZZZZZ		05/05/2016 07:05	1		AS-18
ZZZZZ		05/05/2016 07:22	1		AS-18
ZZZZZ		05/05/2016 07:39	1		AS-18
ZZZZZ		05/05/2016 07:54	5		AS-18
ZZZZZ		05/05/2016 08:10	5		AS-18
ZZZZZ		05/05/2016 08:26	10		AS-18
ZZZZZ		05/05/2016 08:41	5		AS-18
ZZZZZ		05/05/2016 08:57	1		AS-18
CCV 180-175328/15		05/05/2016 09:12	1	A-ICS2100 A 05-05-2016-15.d	AS-18
CCB 180-175328/16		05/05/2016 09:28	1	A-ICS2100 A 05-05-2016-16.d	AS-18
460-113049-7		05/05/2016 09:43	1	A-ICS2100 A 05-05-2016-17.d	AS-18
460-113049-6		05/05/2016 10:00	1	A-ICS2100 A 05-05-2016-18.d	AS-18
460-113049-9		05/05/2016 10:18	1	A-ICS2100 A 05-05-2016-19.d	AS-18
460-113049-10		05/05/2016 10:35	1	A-ICS2100 A 05-05-2016-20.d	AS-18
460-113049-12		05/05/2016 10:52	1	A-ICS2100 A 05-05-2016-21.d	AS-18
460-113049-7		05/05/2016 11:10	5	A-ICS2100 A 05-05-2016-22.d	AS-18
460-113049-14		05/05/2016 11:27	1	A-ICS2100 A 05-05-2016-23.d	AS-18
460-113049-14 MS		05/05/2016 11:44	1	A-ICS2100 A 05-05-2016-24.d	AS-18
460-113049-14 MSD		05/05/2016 12:02	1	A-ICS2100 A 05-05-2016-25.d	AS-18
460-113049-15		05/05/2016 12:19	1	A-ICS2100 A 05-05-2016-26.d	AS-18
CCV 180-175328/27		05/05/2016 12:36	1	A-ICS2100 A 05-05-2016-27.d	AS-18
CCB 180-175328/28		05/05/2016 12:54	1	A-ICS2100 A 05-05-2016-28.d	AS-18
460-113049-11		05/05/2016 13:11	1	A-ICS2100 A 05-05-2016-29.d	AS-18
460-113049-13		05/05/2016 13:28	1	A-ICS2100 A 05-05-2016-30.d	AS-18
460-113049-1		05/05/2016 13:46	1	A-ICS2100 A 05-05-2016-31.d	AS-18
460-113049-8		05/05/2016 14:03	1	A-ICS2100 A 05-05-2016-32.d	AS-18
CCV 180-175328/33		05/05/2016 14:20	1	A-ICS2100 A 05-05-2016-33.d	AS-18
CCB 180-175328/34		05/05/2016 14:38	1	A-ICS2100 A 05-05-2016-34.d	AS-18

300.0

HPLC/IC ANALYSIS RUN LOG

Lab Name: TestAmerica Pittsburgh Job No.: 460-113049-1

SDG No.:

Instrument ID: CHIC2100A Start Date: 05/09/2016 06:58

Analysis Batch Number: 175603 End Date: 05/09/2016 13:37

LAB SAMPLE ID	CLIENT SAMPLE ID	DATE ANALYZED	DILUTION FACTOR	LAB FILE ID	COLUMN ID
ZZZZZ		05/09/2016 06:58	1		AS-18
ICV 180-175603/2		05/09/2016 07:14	1	A-ICS2100 A 05-09-2016-2.d	AS-18
CCV 180-175603/3		05/09/2016 08:00	1	A-ICS2100 A 05-09-2016-3.d	AS-18
CCB 180-175603/4		05/09/2016 08:22	1	A-ICS2100 A 05-09-2016-4.d	AS-18
LCS 180-175603/5		05/09/2016 08:37	1	A-ICS2100 A 05-09-2016-5.d	AS-18
MB 180-175603/6		05/09/2016 08:59	1	A-ICS2100 A 05-09-2016-6.d	AS-18
460-113049-18		05/09/2016 09:19	1	A-ICS2100 A 05-09-2016-7.d	AS-18
460-113049-19		05/09/2016 09:35	1	A-ICS2100 A 05-09-2016-8.d	AS-18
460-113049-20		05/09/2016 09:50	1	A-ICS2100 A 05-09-2016-9.d	AS-18
ZZZZZ		05/09/2016 10:13	1		AS-18
460-113053-E-2 MS		05/09/2016 10:29	1	A-ICS2100 A 05-09-2016-11.d	AS-18
460-113053-E-2 MSD		05/09/2016 10:44	1	A-ICS2100 A 05-09-2016-12.d	AS-18
460-113049-21		05/09/2016 11:09	1	A-ICS2100 A 05-09-2016-13.d	AS-18
460-113049-17		05/09/2016 11:27	1	A-ICS2100 A 05-09-2016-14.d	AS-18
CCV 180-175603/15		05/09/2016 11:44	1	A-ICS2100 A 05-09-2016-15.d	AS-18
CCB 180-175603/16		05/09/2016 12:00	1	A-ICS2100 A 05-09-2016-16.d	AS-18
460-113049-11		05/09/2016 12:51	5	A-ICS2100 A 05-09-2016-17.d	AS-18
460-113049-12		05/09/2016 13:06	5	A-ICS2100 A 05-09-2016-18.d	AS-18
CCV 180-175603/19		05/09/2016 13:22	1	A-ICS2100 A 05-09-2016-19.d	AS-18
CCB 180-175603/20		05/09/2016 13:37	1	A-ICS2100 A 05-09-2016-20.d	AS-18

300.0

5-IN
MATRIX SPIKE SAMPLE RECOVERY
GENERAL CHEMISTRY

Lab Name: TestAmerica Edison Job No.: 460-113049-1

SDG No.:

Matrix: Water

Method	Lab Sample ID	Analyte	Result	C	Unit	Spike Amount	Pct. Rec.	Limits	RPD	RPD Limit	Q
Batch ID: 367317 Date: 05/10/2016 16:00											
SM 4500 Cl- B	460-113049-7	Chloride	100		mg/L						
SM 4500 Cl- B	460-113049-7 MS	Chloride	205.9		mg/L	100	106	90-110			

Calculations are performed before rounding to avoid round-off errors in calculated results.

FORM V-IN

5-IN
MATRIX SPIKE DUPLICATE SAMPLE RECOVERY
GENERAL CHEMISTRY

Lab Name: TestAmerica Edison Job No.: 460-113049-1

SDG No.:

Matrix: Water

Method	Lab Sample ID	Analyte	Result	C	Unit	Spike Amount	Pct. Rec.	Limits	RPD	RPD Limit	Q
Batch ID: 367317 Date: 05/10/2016 16:00											
SM 4500 Cl- B	460-113049-7 MSD	Chloride	207.9		mg/L	100	108	90-110	1	10	

Calculations are performed before rounding to avoid round-off errors in calculated results.

FORM V-IN

7A-IN
LCS-CERTIFIED REFERENCE MATERIAL
GENERAL CHEMISTRY

Lab Name: TestAmerica Edison Job No.: 460-113049-1

SDG No.:

Matrix: Water

Method	Lab Sample ID	Analyte	Result	C	Unit	Spike Amount	Pct. Rec.	Limits	RPD	RPD Limit	Q
Batch ID: 367317	Date: 05/10/2016 16:00										
						LCS Source: WTchlLCS_00061					
SM 4500 Cl- B	LCSSRM 460-367317/2 ^2	Chloride	95.98		mg/L	96.1	99.9	90.9-109.3			

Calculations are performed before rounding to avoid round-off errors in calculated results.

FORM VIIA-IN

9-IN
DETECTION LIMITS
GENERAL CHEMISTRY

Lab Name: TestAmerica Edison Job Number: 460-113049-1

SDG Number:

Matrix: Water Instrument ID: NOEQUIP

Method: SM 4500 Cl- B MDL Date: 03/02/2015 07:40

Analyte	Wavelength/ Mass	RL (mg/L)	MDL (mg/L)
Chloride		5	0.84

FORM IX - IN

9-IN
CALIBRATION BLANK DETECTION LIMITS
GENERAL CHEMISTRY

Lab Name: TestAmerica Edison Job Number: 460-113049-1

SDG Number:

Matrix: Water Instrument ID: NOEQUIP

Method: SM 4500 Cl- B XMDL Date: 03/02/2015 07:41

Analyte	Wavelength/ Mass	XRL (mg/L)	XMDL (mg/L)
Chloride		5	0.84

13-IN
ANALYSIS RUN LOG
GENERAL CHEMISTRY

Lab Name: TestAmerica Edison Job No.: 460-113049-1

SDG No.:

Instrument ID: NOEQUIP Method: SM 4500 Cl- B

Start Date: 05/10/2016 16:00 End Date: 05/10/2016 16:00

Lab Sample ID	D/F	Type	Time	Analytes																			
				CL-																			
MB 460-367317/1	1	T	16:00	X																			
LCSSRM 460-367317/2 ^2	2	T	16:00	X																			
460-113049-7	4	T	16:00	X																			
460-113049-7 MS	4	T	16:00	X																			
460-113049-7 MSD	4	T	16:00	X																			
460-113049-1	1	T	16:00	X																			
460-113049-6	1	T	16:00	X																			
460-113049-8	1	T	16:00	X																			
460-113049-9	1	T	16:00	X																			
460-113049-10	1	T	16:00	X																			
460-113049-11	1	T	16:00	X																			
460-113049-12	1	T	16:00	X																			
460-113049-13	1	T	16:00	X																			
460-113049-14	1	T	16:00	X																			
460-113049-15	1	T	16:00	X																			
460-113049-17	1	T	16:00	X																			
460-113049-18	2	T	16:00	X																			
460-113049-19	1	T	16:00	X																			
460-113049-20	1	T	16:00	X																			
460-113049-21	1	T	16:00	X																			
ZZZZZZ			16:00																				

Prep Types
T = Total/NA

PROJECT CHLORIDE (4500 CL-B)

BATCH	JOB	SAMPLE	MATRIX	SAMPLE AMOUNT	$AgNO_3$ (ml)	RESULT (mg/L)	SPIKE	% REC	pH 7-10	* INTERFERENCE
		MB		100 mL	0.5	ND			yes	No
		LCS		50	10.1	96.0	96.1	99.92	Y	N
367317	113049	113049-7	AQ	100	☆	—			Y	N
		113049-7		25	5.5	100			Y	N
		113049-7 MS		25	10.8	206	100	106%	Y	N
		113049-7 MSD		25	10.9	208	100	108%	Y	N
		113049-1		100	0.8	ND			Y	N
		113049-6		100	4.7	21.0			Y	N
		113049-8		100	0.8	ND			Y	N
		113049-9		100	7.3	34.0			Y	N
		113049-10		100	3.0	12.5			Y	N
		113049-11		100	14.5	70.0			Y	N
		113049-12		100	12.8	61.5			Y	N
		113049-13		100	4.2	18.5			Y	N
		113049-14		100	1.9	7.0			Y	N
		113049-15		100	4.5	20.0			Y	N
		113049-17		100	0.8	ND			Y	N
		113049-18		100	☆	—			Y	N
		113049-18		50	13.0	125			Y	N
		113049-19		100	10.2	48.5			Y	N
		113049-20		100	7.7	36.0			Y	N
		113049-21		100	7.0	32.5			Y	N
	113053	113053-1		100	15.9	77.0			Y	N

* Sulfide, Sulfite, Thiosulfate
☆ Large volume of $AgNO_3$ consumed, no endpoint reached.

\# B-0131-16: 0.0141 N $AgNO_3$ (Exp: 11/04/16)
\# B-0140-16: K_2CrO_4 Color Indicator (09/15/16)

Signed: [illegible]
Date: 05/10/16

Read and Understood By

Signed
Date 05/13/2016

Continued on Page

TestAmerica

THE LEADER IN ENVIRONMENTAL TESTING

Sample Dilution Log
Wet Chemistry

Method No.: 4500-CL-B

Analyst: HV

Prep Batch:

Analysis Date: 05/10/16

Analytical Batch: 367277

Job/Sample Number	Dilution Factor	Sample Volume (ml)	Final Volume (ml)	Diluent
113049-7g	4	25	100	DI H2O
113049-7g MS	4	25	100	
113049-7g MSD	4	25	100	
113049-10g	2	50	100	

EDS-WI-101, Rev 0
05/24/11

GENERAL CHEMISTRY BATCH WORKSHEET

Lab Name: TestAmerica Edison Job No.: 460-113049-1

SDG No.:

Batch Number: 367317 Batch Start Date: 05/10/16 16:00 Batch Analyst: Vu, Huan

Batch Method: SM 4500 Cl- B Batch End Date: 05/10/16 18:45

Lab Sample ID	Client Sample ID	Method Chain	Basis	FinalAmount	WTchlLCS 00061	WTchlSP1 00021	AnalysisComment		
MB 460-367317/1		SM 4500 Cl- B		100 mL			B-0131-16 : 0.0141 N AgNO3 exp;11/04/16		
LCSSRM 460-367317/2 ^2		SM 4500 Cl- B		100 mL	50 mL		B-0140-16 : K2CrO4 exp;09/15/16		
460-113049-F-7 ^4	MW-45MU-XX	SM 4500 Cl- B	T	100 mL					
460-113049-F-7 MS ^4	MW-45MU-XX	SM 4500 Cl- B	T	100 mL		2.5 mL			
460-113049-F-7 MSD ^4	MW-45MU-XX	SM 4500 Cl- B	T	100 mL		2.5 mL			
460-113049-E-1	QC-EB042716	SM 4500 Cl- B	T	100 mL					
460-113049-F-6	MW-45MI-XX	SM 4500 Cl- B	T	100 mL					
460-113049-E-8	QC-EB042816	SM 4500 Cl- B	T	100 mL					
460-113049-F-9	MW-43MI-XX	SM 4500 Cl- B	T	100 mL					
460-113049-F-10	MW-43MU-XX	SM 4500 Cl- B	T	100 mL					
460-113049-F-11	IW-N5535-XX	SM 4500 Cl- B	T	100 mL					
460-113049-F-12	MW-49MI-XX	SM 4500 Cl- B	T	100 mL					
460-113049-F-13	MW-49ML-XX	SM 4500 Cl- B	T	100 mL					
460-113049-F-14	MW-46ML-XX	SM 4500 Cl- B	T	100 mL					
460-113049-F-15	MW-46MI-XX	SM 4500 Cl- B	T	100 mL					
460-113049-E-17	QC-EB042916	SM 4500 Cl- B	T	100 mL					
460-113049-F-18 ^2	MW-33ML-XX	SM 4500 Cl- B	T	100 mL					
460-113049-F-19	SW-N13821-XX	SM 4500 Cl- B	T	100 mL					
460-113049-F-20	SW-N13000-XX	SM 4500 Cl- B	T	100 mL					
460-113049-F-21	SW-N5099-XX	SM 4500 Cl- B	T	100 mL					

The pound sign (#) in the amount added field denotes that the reagent was used undiluted. All calculations are performed using the stated concentration for this reagent.

GENERAL CHEMISTRY BATCH WORKSHEET

Lab Name: TestAmerica Edison Job No.: 460-113049-1

SDG No.:

Batch Number: 367317 Batch Start Date: 05/10/16 16:00 Batch Analyst: Vu, Huan

Batch Method: SM 4500 Cl- B Batch End Date: 05/10/16 18:45

Batch Notes	

Basis	Basis Description
T	Total/NA

The pound sign (#) in the amount added field denotes that the reagent was used undiluted. All calculations are performed using the stated concentration for this reagent.

DATA USABILITY SUMMARY REPORT
APRIL 2016 AQUEOUS COMPLIANCE MONITORING
PROJECT: LMC GREAT NECK
NEW YORK
DATE SAMPLES COLLECTED: APRIL 29, 2016

LAB REPORT No. 460-113053-1

1.0 INTRODUCTION

Three aqueous samples including one trip blank were collected by Tetra Tech, Inc., at the Lockheed Martin Great Neck site on April 29, 2016. The samples were sent to TestAmerica Laboratories, Inc., in Edison, New Jersey. All analyses, except for the analysis of 1,4-dioxane, were conducted in accordance with USEPA Contract Laboratory Program (CLP) OLM04.2 Method Volatile Organic Compound (VOC) Low Level (LL) analytical and reporting protocols. The analysis of 1,4-dioxane was conducted using method 8260C via selected ion monitoring (SIM). The analyses for chloride and bromide were done by Standard Method 4500 and EPA Method 300.0 analytical and reporting protocols.

The data package deliverables provided by the laboratory included a Category B deliverable as outlined in the New York State Department of Environmental Conservation (NYSDEC) Analytical Services Protocols.

Data validation was performed on the aforementioned samples in accordance with EPA Region II data validation guidelines. However, the data validation review requirements were applied such that specifications of the method (OLM04.2) took precedence over the specifications of the outlined in the USEPA Region II Standard Operating Procedure (SOP) Low/Medium Volatile Data Validation, HW-33 Revision 3, (March 2013). Likewise, in the instances when method requirements were not defined, Region II guidelines were applied.

The Data Usability Summary Report (DUSR) was prepared after the process of data validation was completed and summarizes the overall data quality and usability in accordance with the NYSDEC Technical Guidance for Site Investigation and Remediation (NYSDEC 2010).

The DUSR review is based on the following parameters:

- * Data completeness
- * Hold times/Sample Preservation
- * GC/MS System Tuning and Performance
- Initial/continuing calibrations
- * Laboratory Method and Trip Blank Results
- * Surrogate Spike Recoveries
- * Internal Standard Results
- * Laboratory Control Sample Results
- * Matrix Spike/Matrix Spike Duplicate Results
- * Field Duplicate Precision
- * Compound Identification/Quantitation
- * Tentatively Identified Compounds Results
- * Detection Limits

The symbol (*) indicates that all quality control criteria were met for this parameter.

This report was prepared to provide a critical review of the laboratory analysis and reported chemical results. Overall, the data quality is acceptable. The results of the Quality Assurance Review are presented in Section 3.0. Summary tables are provided. Appendices A, B, and C are provided so that the data user can review the qualified analytical results, results reported by the laboratory, and the supporting documentation associated with data findings and data quality.

2.0 SAMPLES INCLUDED IN REVIEW

Lab Report No. 460-113053-1

Sample ID	Lab ID	Date Collected	Analysis
MW-33GL-XX	460-113053-2	4/29/2016	VOC
MW-33MI-XX	460-113053-1	4/29/2016	VOC
QC-TB042916	460-113053-3	4/29/2016	VOC

Legend:

VOCs = CLP Low Level (LL) Volatile Organic Compounds in accordance with OLM04.2 Method and 8260C SIM

3.0 RESULTS

3.1 DATA COMPLETENESS

With regard to the data package deliverables, the contents of the data package were complete and contained all necessary summary forms and raw instrument data.

3.2 QUALITY CONTROL PARAMETERS

Hold Times/Sample Preservation: Technical hold times and preservation were assessed by comparing the sample dates and preservation code on the sample Chain of Custody (COC) with that of the analysis dates.

- All project samples were properly preserved and analyzed within the required hold time for all analyses.

GC/MS Performance Check (Tuning) Summary: Gas chromatograph/mass spectrometer (GC/MS) instrument tuning and performance checks are performed to ensure the instrument's ability to provide appropriate mass-resolution, identification and sensitivity.

- The BFB tuning compound mass-ion abundance criteria for the LL VOC analyses were reported within control limits.

Initial and Continuing Calibration Results: Control limits for initial and continuing instrument calibrations are established to ensure that the instrument is capable of producing accurate quantitative data. The following issues were noted:

- The initial calibration performed on 10/2/15 had a percent relative standard deviation greater than 40% for acetone. Nondetected results for acetone were qualified as estimated, "UJ".

- The continuing calibrations performed on 5/4/2016 @ 23:07 had Percent Differences (%Ds) which exceeded the 25% method quality control limit for bromomethane and m&p-xylenes. The non-detected results reported for these compounds in the affected samples were qualified as estimated, "UJ".

- All other initial and continuing calibration response factors were within the quality control limits.

- The initial and continuing calibrations for 1,4-dioxane were within method acceptance limits.

- The initial and continuing calibrations for chloride and bromide were within method acceptance limits.

Laboratory Method and Trip Blank Contamination:

- No target compound contaminants were detected in the laboratory method blanks or the trip blank associated with the reviewed parameters in this data set.

System Monitoring Compound (Surrogate) Recoveries:

- All surrogate recoveries fell within control limits for the project samples received for LL VOC reviewed.

Internal Standards Area Performance:

- The internal standard area counts and retention times fell within control limits for the project samples received and reviewed.

Laboratory Control Spike/Laboratory Control Sample Duplicate (LCS/LCSD) Results:

- The LCS/LCSD Percent Recoveries (%Rs) were within the quality control limits.

Matrix Spike/Matrix Spike Duplicate Samples (MS/MSD) Results:

- A matrix spike and matrix spike duplicate provides information on matrix related effects on sample results. A matrix spike analysis was not performed on this data set. No action was required

Field Duplicate Precision: Field duplicates are collected to provide information on sampling precision and homogeneity. No field duplicate samples were included in this data set.

Target Compound Identification and Quantitation: The laboratory calculations are verified and compound identifications are reviewed and assessed by the data reviewer.

- The GC/MS raw data (quantitation reports and chromatograms) were provided for review. No laboratory calculation errors were noted for the sample selected for verification during data validation.

Tentatively Identified Compounds (TIC) Results:

- No TICs were reported in the associated samples.

Detection Limits: Non-detected results were reported to the Method Detection Limit (MDL). No samples were analyzed at a dilution.

- Detected results reported below the Reporting Limit (RL) but above the MDL were qualified as estimated, "J".

4.0 CONCLUSIONS

Overall, based on the outcome of data validation and as summarized in the DUSR, the data quality is acceptable with the qualifiers noted in this report.

Tetra Tech, Inc.
Joseph A. Samchuck
Data Validation Manager

June 7, 2016

Attachments:
Appendix A – Qualified Analytical Results
Appendix B – Results as Reported by the Laboratory
Appendix C – Support Documentation

Data Qualifier Definitions

The following definitions provide brief explanations of the validation qualifiers assigned to results in the data review process.

U	The analyte was analyzed for, but was not detected at a level greater than or equal to the level of the adjusted method detection limit for sample and method.
J	The analyte was positively identified and the associated numerical value is the approximate concentration of the analyte in the sample (due either to the quality of the data generated because certain quality control criteria were not met, or the concentration of the analyte was below the reporting limit).
J+	The result is an estimated quantity, but the result may be biased high.
J-	The result is an estimated quantity, but the result may be biased low.
UJ	The analyte was analyzed for, but was not detected. The reported detection limit is approximate and may be inaccurate or imprecise.
R	The sample result (detected) is unusable due to the quality of the data generated because certain criteria were not met. The analyte may or may not be present in the sample.
UR	The sample result (nondetected) is unusable due to the quality of the data generated because certain criteria were not met. The analyte may or may not be present in the sample.

Appendix A

Qualified Analytical Results

Qualifier Codes:

A = Lab Blank Contamination
B = Field Blank Contamination
C = Calibration Noncompliance (i.e., % RSDs, %Ds, ICVs, CCVs, RRFs, etc.)
C01 = GC/MS Tuning Noncompliance
D = MS/MSD Recovery Noncompliance
E = LCS/LCSD Recovery Noncompliance
F = Lab Duplicate Imprecision
G = Field Duplicate Imprecision
H = Holding Time Exceedance
I = ICP Serial Dilution Noncompliance
J = ICP PDS Recovery Noncompliance; MSA's r < 0.995
K = ICP Interference - includes ICS % R Noncompliance
L = Instrument Calibration Range Exceedance
M = Sample Preservation Noncompliance
N = Internal Standard Noncompliance
N01 = Internal Standard Recovery Noncompliance Dioxins
N02 = Recovery Standard Noncompliance Dioxins
N03 = Clean-up Standard Noncompliance Dioxins
O = Poor Instrument Performance (i.e., base-time drifting)
P = Uncertainty near detection limit (< 2 x IDL for inorganics and <CRQL for organics)
Q = Other problems (can encompass a number of issues; i.e.chromatography,interferences, etc.)
R = Surrogates Recovery Noncompliance
S = Pesticide/PCB Resolution
T = % Breakdown Noncompliance for DDT and Endrin
U = RPD between columns/detectors >40% for positive results determined via GC/HPLC
V = Non-linear calibrations; correlation coefficient r < 0.995
W = EMPC result
X = Signal to noise response drop
Y = Percent solids <30%
Z = Uncertainty at 2 standard deviations is greater than sample activity
Z1 = Tentatively Identified Compound considered presumptively present
Z2 = Tentatively Identified Compound column bleed
Z3 = Tentatively Identified Compound aldol condensate
Z4 = Sample activity is less than the at uncertainty at 3 standard deviations and greater than the MDC
Z5 = Sample activity is less than the at uncertainty at 3 standard deviations and less than the MDC

PROJ_NO: 07793	NSAMPLE	MW-33GL-XX			MW-33MI-XX			QC-TB042916		
SDG: 460-113053-1	LAB_ID	460-113053-2			460-113053-1			460-113053-3		
FRACTION: OV	SAMP_DATE	4/29/2016			4/29/2016			4/29/2016		
MEDIA: WATER	QC_TYPE	NM			NM			TB		
	UNITS	UG/L			UG/L			UG/L		
	PCT_SOLIDS	0.0			0.0			0.0		
	DUP_OF									
PARAMETER		RESULT	VQL	QLCD	RESULT	VQL	QLCD	RESULT	VQL	QLCD
1,1,1-TRICHLOROETHANE		0.1	U		0.1	U		0.1	U	
1,1,2,2-TETRACHLOROETHANE		0.1	U		0.1	U		0.1	U	
1,1,2-TRICHLOROETHANE		0.1	U		0.1	U		0.1	U	
1,1,2-TRICHLOROTRIFLUOROETHANE		0.1	U		0.14	J	P	0.1	U	
1,1-DICHLORO-2,2,2-TRIFLUOROETHANE		0.1	U		0.1	U		0.1	U	
1,1-DICHLOROETHANE		0.1	U		0.1	U		0.1	U	
1,1-DICHLOROETHENE		0.1	U		0.18	J	P	0.1	U	
1,1-DIFLUOROETHANE		0.1	U		0.1	U		0.1	U	
1,2,4-TRICHLOROBENZENE		0.1	U		0.1	U		0.1	U	
1,2-DIBROMO-3-CHLOROPROPANE		0.1	U		0.1	U		0.1	U	
1,2-DIBROMOETHANE		0.1	U		0.1	U		0.1	U	
1,2-DICHLOROBENZENE		0.1	U		0.1	U		0.1	U	
1,2-DICHLOROETHANE		0.1	U		0.1	U		0.1	U	
1,2-DICHLOROPROPANE		0.1	U		0.1	U		0.1	U	
1,3-DICHLOROBENZENE		0.1	U		0.1	U		0.1	U	
1,4-DICHLOROBENZENE		0.1	U		0.1	U		0.1	U	
1,4-DIOXANE		0.11	U		1.1			0.11	U	
2-BUTANONE		0.1	U		0.1	U		0.1	U	
2-HEXANONE		0.1	U		0.1	U		0.1	U	
4-METHYL-2-PENTANONE		0.1	U		0.1	U		0.1	U	
ACETONE		0.1	UJ	C	0.1	UJ	C	0.1	UJ	C
BENZENE		0.1	U		0.1	U		0.1	U	
BROMODICHLOROMETHANE		0.1	U		0.1	U		0.1	U	
BROMOFORM		0.1	U		0.1	U		0.1	U	
BROMOMETHANE		0.1	UJ	C	0.1	UJ	C	0.1	UJ	C
CARBON DISULFIDE		0.1	U		0.1	U		0.1	U	
CARBON TETRACHLORIDE		0.1	U		0.1	U		0.1	U	
CHLOROBENZENE		0.1	U		0.1	U		0.1	U	
CHLORODIBROMOMETHANE		0.1	U		0.1	U		0.1	U	
CHLORODIFLUOROMETHANE		0.1	U		0.1	U		0.1	U	
CHLOROETHANE		0.1	U		0.1	U		0.1	U	
CHLOROFORM		0.1	U		0.11	J	P	0.1	U	
CHLOROMETHANE		0.1	U		0.1	U		0.1	U	
CIS-1,2-DICHLOROETHENE		0.1	U		0.1	U		0.1	U	
CIS-1,3-DICHLOROPROPENE		0.1	U		0.1	U		0.1	U	

PROJ_NO: 07793	NSAMPLE	MW-33GL-XX			MW-33MI-XX			QC-TB042916		
SDG: 460-113053-1	LAB_ID	460-113053-2			460-113053-1			460-113053-3		
FRACTION: OV	SAMP_DATE	4/29/2016			4/29/2016			4/29/2016		
MEDIA: WATER	QC_TYPE	NM			NM			TB		
	UNITS	UG/L			UG/L			UG/L		
	PCT_SOLIDS	0.0			0.0			0.0		
	DUP_OF									
PARAMETER		RESULT	VQL	QLCD	RESULT	VQL	QLCD	RESULT	VQL	QLCD
CYCLOHEXANE		0.1	U		0.1	U		0.1	U	
DICHLORODIFLUOROMETHANE		0.1	U		0.1	U		0.1	U	
ETHYLBENZENE		0.1	U		0.1	U		0.1	U	
ISOPROPYLBENZENE		0.1	U		0.1	U		0.1	U	
M+P-XYLENES		0.1	UJ	C	0.1	UJ	C	0.1	UJ	C
METHYL ACETATE		0.1	U		0.1	U		0.1	U	
METHYL CYCLOHEXANE		0.1	U		0.1	U		0.1	U	
METHYL TERT-BUTYL ETHER		0.1	U		0.1	U		0.1	U	
METHYLENE CHLORIDE		0.1	U		0.1	U		0.1	U	
O-XYLENE		0.1	U		0.1	U		0.1	U	
PENTAFLUOROETHYL CHLORIDE		0.1	U		0.1	U		0.1	U	
STYRENE		0.1	U		0.1	U		0.1	U	
TETRACHLOROETHENE		0.1	U		0.22	J	P	0.1	U	
TOLUENE		0.11	J	P	0.1	U		0.1	U	
TOTAL XYLENES		0.1	U		0.1	U		0.1	U	
TRANS-1,2-DICHLOROETHENE		0.1	U		0.1	U		0.1	U	
TRANS-1,3-DICHLOROPROPENE		0.1	U		0.1	U		0.1	U	
TRICHLOROETHENE		0.1	U		2.1			0.1	U	
TRICHLOROFLUOROMETHANE		0.1	U		0.1	U		0.1	U	
VINYL CHLORIDE		0.1	U		0.1	U		0.1	U	

PROJ_NO: 07793	NSAMPLE	MW-33GL-XX			MW-33MI-XX		
SDG: 460-113053-1	LAB_ID	460-113053-2			460-113053-1		
FRACTION: MISC	SAMP_DATE	4/29/2016			4/29/2016		
MEDIA: WATER	QC_TYPE	NM			NM		
	UNITS	MG/L			MG/L		
	PCT_SOLIDS	0.0			0.0		
	DUP_OF						
PARAMETER		RESULT	VQL	QLCD	RESULT	VQL	QLCD
BROMIDE		0.00045	U		0.047		
CHLORIDE		20			77		

Appendix B

Results as Reported by the Laboratory

FORM I
GC/MS VOA ORGANICS ANALYSIS DATA SHEET

Lab Name: TestAmerica Edison | Job No.: 460-113053-1

SDG No.:

Client Sample ID: MW-33MI-XX | Lab Sample ID: 460-113053-1

Matrix: Water | Lab File ID: V45113.D

Analysis Method: OLM04.2/VOL | Date Collected: 04/29/2016 16:00

Sample wt/vol: 5(mL) | Date Analyzed: 05/05/2016 05:20

Soil Aliquot Vol: | Dilution Factor: 1

Soil Extract Vol.: | GC Column: Rtx-624 ID: 0.25(mm)

% Moisture: | Level: (low/med) Low

Analysis Batch No.: 366326 | Units: ug/L

CAS NO.	COMPOUND NAME	RESULT	Q	RL	MDL
71-55-6	1,1,1-Trichloroethane	1.0	U	1.0	0.10
79-34-5	1,1,2,2-Tetrachloroethane	1.0	U	1.0	0.10
76-13-1	1,1,2-Trichloro-1,2,2-trifluoroethane	0.14	J	1.0	0.10
79-00-5	1,1,2-Trichloroethane	1.0	U	1.0	0.10
75-34-3	1,1-Dichloroethane	1.0	U	1.0	0.10
75-35-4	1,1-Dichloroethene	0.18	J	1.0	0.10
120-82-1	1,2,4-Trichlorobenzene	1.0	U	1.0	0.10
96-12-8	1,2-Dibromo-3-Chloropropane	1.0	U	1.0	0.10
106-93-4	1,2-Dibromoethane	1.0	U	1.0	0.10
95-50-1	1,2-Dichlorobenzene	1.0	U	1.0	0.10
107-06-2	1,2-Dichloroethane	1.0	U	1.0	0.10
78-87-5	1,2-Dichloropropane	1.0	U	1.0	0.10
541-73-1	1,3-Dichlorobenzene	1.0	U	1.0	0.10
106-46-7	1,4-Dichlorobenzene	1.0	U	1.0	0.10
591-78-6	2-Hexanone	1.0	U	1.0	0.10
67-64-1	Acetone	1.0	U	1.0	0.10
71-43-2	Benzene	1.0	U	1.0	0.10
75-27-4	Bromodichloromethane	1.0	U	1.0	0.10
75-25-2	Bromoform	1.0	U	1.0	0.10
74-83-9	Bromomethane	1.0	U	1.0	0.10
75-15-0	Carbon disulfide	1.0	U	1.0	0.10
56-23-5	Carbon tetrachloride	1.0	U	1.0	0.10
108-90-7	Chlorobenzene	1.0	U	1.0	0.10
75-45-6	Chlorodifluoromethane	1.0	U	1.0	0.10
75-00-3	Chloroethane	1.0	U	1.0	0.10
67-66-3	Chloroform	0.11	J	1.0	0.10
74-87-3	Chloromethane	1.0	U	1.0	0.10
156-59-2	cis-1,2-Dichloroethene	1.0	U	1.0	0.10
10061-01-5	cis-1,3-Dichloropropene	1.0	U	1.0	0.10
110-82-7	Cyclohexane	1.0	U	1.0	0.10
124-48-1	Dibromochloromethane	1.0	U	1.0	0.10
75-71-8	Dichlorodifluoromethane	1.0	U	1.0	0.10
100-41-4	Ethylbenzene	1.0	U	1.0	0.10
75-69-4	Freon 11	1.0	U	1.0	0.10
76-15-3	Freon 115	1.0	U	1.0	0.10

FORM I
GC/MS VOA ORGANICS ANALYSIS DATA SHEET

Lab Name: TestAmerica Edison | Job No.: 460-113053-1

SDG No.:

Client Sample ID: MW-33MI-XX | Lab Sample ID: 460-113053-1

Matrix: Water | Lab File ID: V45113.D

Analysis Method: OLM04.2/VOL | Date Collected: 04/29/2016 16:00

Sample wt/vol: 5(mL) | Date Analyzed: 05/05/2016 05:20

Soil Aliquot Vol: | Dilution Factor: 1

Soil Extract Vol.: | GC Column: Rtx-624 ID: 0.25(mm)

% Moisture: | Level: (low/med) Low

Analysis Batch No.: 366326 | Units: ug/L

CAS NO.	COMPOUND NAME	RESULT	Q	RL	MDL
306-83-2	Freon 123	1.0	U	1.0	0.10
75-37-6	Freon 152a	1.0	U	1.0	0.10
98-82-8	Isopropylbenzene	1.0	U	1.0	0.10
179601-23-1	m&p-Xylene	1.0	U	1.0	0.10
79-20-9	Methyl acetate	1.0	U	1.0	0.10
78-93-3	Methyl ethyl ketone (MEK)	1.0	U	1.0	0.10
108-10-1	Methyl isobutyl ketone (MIBK)	1.0	U	1.0	0.10
1634-04-4	Methyl tert-butyl ether	1.0	U	1.0	0.10
108-87-2	Methylcyclohexane	1.0	U	1.0	0.10
75-09-2	Methylene Chloride	1.0	U	1.0	0.10
95-47-6	o-Xylene	1.0	U	1.0	0.10
100-42-5	Styrene	1.0	U	1.0	0.10
127-18-4	Tetrachloroethene	0.22	J	1.0	0.10
108-88-3	Toluene	1.0	U	1.0	0.10
156-60-5	trans-1,2-Dichloroethene	1.0	U	1.0	0.10
10061-02-6	trans-1,3-Dichloropropene	1.0	U	1.0	0.10
79-01-6	Trichloroethene	2.1		1.0	0.10
75-01-4	Vinyl chloride	1.0	U	1.0	0.10
1330-20-7	Xylenes, Total	1.0	U	1.0	0.10

CAS NO.	SURROGATE	%REC	Q	LIMITS
17060-07-0	1,2-Dichloroethane-d4 (Surr)	106		76-114
460-00-4	Bromofluorobenzene	103		86-115
2037-26-5	Toluene-d8 (Surr)	97		88-110

FORM I
GC/MS VOA ORGANICS ANALYSIS DATA SHEET
TENTATIVELY IDENTIFIED COMPOUNDS

Lab Name: TestAmerica Edison Job No.: 460-113053-1

SDG No.:

Client Sample ID: MW-33MI-XX Lab Sample ID: 460-113053-1

Matrix: Water Lab File ID: V45113.D

Analysis Method: OLM04.2/VOL Date Collected: 04/29/2016 16:00

Sample wt/vol: 5(mL) Date Analyzed: 05/05/2016 05:20

Soil Aliquot Vol: Dilution Factor: 1

Soil Extract Vol.: GC Column: Rtx-624 ID: 0.25(mm)

% Moisture: Level: (low/med) Low

Analysis Batch No.: 366326 Units: ug/L

Number TICs Found: 0 TIC Result Total: 0

CAS NO.	COMPOUND NAME	RT	RESULT	Q
	Tentatively Identified Compound		None	

FORM I
GC/MS VOA ORGANICS ANALYSIS DATA SHEET

Lab Name: TestAmerica Edison | Job No.: 460-113053-1

SDG No.:

Client Sample ID: MW-33GL-XX | Lab Sample ID: 460-113053-2

Matrix: Water | Lab File ID: V45114.D

Analysis Method: OLM04.2/VOL | Date Collected: 04/29/2016 17:35

Sample wt/vol: 5(mL) | Date Analyzed: 05/05/2016 05:44

Soil Aliquot Vol: | Dilution Factor: 1

Soil Extract Vol.: | GC Column: Rtx-624 ID: 0.25(mm)

% Moisture: | Level: (low/med) Low

Analysis Batch No.: 366326 | Units: ug/L

CAS NO.	COMPOUND NAME	RESULT	Q	RL	MDL
71-55-6	1,1,1-Trichloroethane	1.0	U	1.0	0.10
79-34-5	1,1,2,2-Tetrachloroethane	1.0	U	1.0	0.10
76-13-1	1,1,2-Trichloro-1,2,2-trifluoroethane	1.0	U	1.0	0.10
79-00-5	1,1,2-Trichloroethane	1.0	U	1.0	0.10
75-34-3	1,1-Dichloroethane	1.0	U	1.0	0.10
75-35-4	1,1-Dichloroethene	1.0	U	1.0	0.10
120-82-1	1,2,4-Trichlorobenzene	1.0	U	1.0	0.10
96-12-8	1,2-Dibromo-3-Chloropropane	1.0	U	1.0	0.10
106-93-4	1,2-Dibromoethane	1.0	U	1.0	0.10
95-50-1	1,2-Dichlorobenzene	1.0	U	1.0	0.10
107-06-2	1,2-Dichloroethane	1.0	U	1.0	0.10
78-87-5	1,2-Dichloropropane	1.0	U	1.0	0.10
541-73-1	1,3-Dichlorobenzene	1.0	U	1.0	0.10
106-46-7	1,4-Dichlorobenzene	1.0	U	1.0	0.10
591-78-6	2-Hexanone	1.0	U	1.0	0.10
67-64-1	Acetone	1.0	U	1.0	0.10
71-43-2	Benzene	1.0	U	1.0	0.10
75-27-4	Bromodichloromethane	1.0	U	1.0	0.10
75-25-2	Bromoform	1.0	U	1.0	0.10
74-83-9	Bromomethane	1.0	U	1.0	0.10
75-15-0	Carbon disulfide	1.0	U	1.0	0.10
56-23-5	Carbon tetrachloride	1.0	U	1.0	0.10
108-90-7	Chlorobenzene	1.0	U	1.0	0.10
75-45-6	Chlorodifluoromethane	1.0	U	1.0	0.10
75-00-3	Chloroethane	1.0	U	1.0	0.10
67-66-3	Chloroform	1.0	U	1.0	0.10
74-87-3	Chloromethane	1.0	U	1.0	0.10
156-59-2	cis-1,2-Dichloroethene	1.0	U	1.0	0.10
10061-01-5	cis-1,3-Dichloropropene	1.0	U	1.0	0.10
110-82-7	Cyclohexane	1.0	U	1.0	0.10
124-48-1	Dibromochloromethane	1.0	U	1.0	0.10
75-71-8	Dichlorodifluoromethane	1.0	U	1.0	0.10
100-41-4	Ethylbenzene	1.0	U	1.0	0.10
75-69-4	Freon 11	1.0	U	1.0	0.10
76-15-3	Freon 115	1.0	U	1.0	0.10

FORM I
GC/MS VOA ORGANICS ANALYSIS DATA SHEET

Lab Name: TestAmerica Edison | Job No.: 460-113053-1
SDG No.:
Client Sample ID: MW-33GL-XX | Lab Sample ID: 460-113053-2
Matrix: Water | Lab File ID: V45114.D
Analysis Method: OLM04.2/VOL | Date Collected: 04/29/2016 17:35
Sample wt/vol: 5(mL) | Date Analyzed: 05/05/2016 05:44
Soil Aliquot Vol: | Dilution Factor: 1
Soil Extract Vol.: | GC Column: Rtx-624 ID: 0.25(mm)
% Moisture: | Level: (low/med) Low
Analysis Batch No.: 366326 | Units: ug/L

CAS NO.	COMPOUND NAME	RESULT	Q	RL	MDL
306-83-2	Freon 123	1.0	U	1.0	0.10
75-37-6	Freon 152a	1.0	U	1.0	0.10
98-82-8	Isopropylbenzene	1.0	U	1.0	0.10
179601-23-1	m&p-Xylene	1.0	U	1.0	0.10
79-20-9	Methyl acetate	1.0	U	1.0	0.10
78-93-3	Methyl ethyl ketone (MEK)	1.0	U	1.0	0.10
108-10-1	Methyl isobutyl ketone (MIBK)	1.0	U	1.0	0.10
1634-04-4	Methyl tert-butyl ether	1.0	U	1.0	0.10
108-87-2	Methylcyclohexane	1.0	U	1.0	0.10
75-09-2	Methylene Chloride	1.0	U	1.0	0.10
95-47-6	o-Xylene	1.0	U	1.0	0.10
100-42-5	Styrene	1.0	U	1.0	0.10
127-18-4	Tetrachloroethene	1.0	U	1.0	0.10
108-88-3	Toluene	0.11	J	1.0	0.10
156-60-5	trans-1,2-Dichloroethene	1.0	U	1.0	0.10
10061-02-6	trans-1,3-Dichloropropene	1.0	U	1.0	0.10
79-01-6	Trichloroethene	1.0	U	1.0	0.10
75-01-4	Vinyl chloride	1.0	U	1.0	0.10
1330-20-7	Xylenes, Total	1.0	U	1.0	0.10

CAS NO.	SURROGATE	%REC	Q	LIMITS
17060-07-0	1,2-Dichloroethane-d4 (Surr)	110		76-114
460-00-4	Bromofluorobenzene	103		86-115
2037-26-5	Toluene-d8 (Surr)	99		88-110

FORM I
GC/MS VOA ORGANICS ANALYSIS DATA SHEET
TENTATIVELY IDENTIFIED COMPOUNDS

Lab Name: TestAmerica Edison Job No.: 460-113053-1

SDG No.:

Client Sample ID: MW-33GL-XX Lab Sample ID: 460-113053-2

Matrix: Water Lab File ID: V45114.D

Analysis Method: OLM04.2/VOL Date Collected: 04/29/2016 17:35

Sample wt/vol: 5(mL) Date Analyzed: 05/05/2016 05:44

Soil Aliquot Vol: Dilution Factor: 1

Soil Extract Vol.: GC Column: Rtx-624 ID: 0.25(mm)

% Moisture: Level: (low/med) Low

Analysis Batch No.: 366326 Units: ug/L

Number TICs Found: 0 TIC Result Total: 0

CAS NO.	COMPOUND NAME	RT	RESULT	Q
	Tentatively Identified Compound		None	

FORM I
GC/MS VOA ORGANICS ANALYSIS DATA SHEET

Lab Name: TestAmerica Edison | Job No.: 460-113053-1

SDG No.:

Client Sample ID: QC-TB042916 | Lab Sample ID: 460-113053-3

Matrix: Water | Lab File ID: V45103.D

Analysis Method: OLM04.2/VOL | Date Collected: 04/29/2016 17:35

Sample wt/vol: 5(mL) | Date Analyzed: 05/05/2016 01:25

Soil Aliquot Vol: | Dilution Factor: 1

Soil Extract Vol.: | GC Column: Rtx-624 ID: 0.25(mm)

% Moisture: | Level: (low/med) Low

Analysis Batch No.: 366326 | Units: ug/L

CAS NO.	COMPOUND NAME	RESULT	Q	RL	MDL
71-55-6	1,1,1-Trichloroethane	1.0	U	1.0	0.10
79-34-5	1,1,2,2-Tetrachloroethane	1.0	U	1.0	0.10
76-13-1	1,1,2-Trichloro-1,2,2-trifluoroethane	1.0	U	1.0	0.10
79-00-5	1,1,2-Trichloroethane	1.0	U	1.0	0.10
75-34-3	1,1-Dichloroethane	1.0	U	1.0	0.10
75-35-4	1,1-Dichloroethene	1.0	U	1.0	0.10
120-82-1	1,2,4-Trichlorobenzene	1.0	U	1.0	0.10
96-12-8	1,2-Dibromo-3-Chloropropane	1.0	U	1.0	0.10
106-93-4	1,2-Dibromoethane	1.0	U	1.0	0.10
95-50-1	1,2-Dichlorobenzene	1.0	U	1.0	0.10
107-06-2	1,2-Dichloroethane	1.0	U	1.0	0.10
78-87-5	1,2-Dichloropropane	1.0	U	1.0	0.10
541-73-1	1,3-Dichlorobenzene	1.0	U	1.0	0.10
106-46-7	1,4-Dichlorobenzene	1.0	U	1.0	0.10
591-78-6	2-Hexanone	1.0	U	1.0	0.10
67-64-1	Acetone	1.0	U	1.0	0.10
71-43-2	Benzene	1.0	U	1.0	0.10
75-27-4	Bromodichloromethane	1.0	U	1.0	0.10
75-25-2	Bromoform	1.0	U	1.0	0.10
74-83-9	Bromomethane	1.0	U	1.0	0.10
75-15-0	Carbon disulfide	1.0	U	1.0	0.10
56-23-5	Carbon tetrachloride	1.0	U	1.0	0.10
108-90-7	Chlorobenzene	1.0	U	1.0	0.10
75-45-6	Chlorodifluoromethane	1.0	U	1.0	0.10
75-00-3	Chloroethane	1.0	U	1.0	0.10
67-66-3	Chloroform	1.0	U	1.0	0.10
74-87-3	Chloromethane	1.0	U	1.0	0.10
156-59-2	cis-1,2-Dichloroethene	1.0	U	1.0	0.10
10061-01-5	cis-1,3-Dichloropropene	1.0	U	1.0	0.10
110-82-7	Cyclohexane	1.0	U	1.0	0.10
124-48-1	Dibromochloromethane	1.0	U	1.0	0.10
75-71-8	Dichlorodifluoromethane	1.0	U	1.0	0.10
100-41-4	Ethylbenzene	1.0	U	1.0	0.10
75-69-4	Freon 11	1.0	U	1.0	0.10
76-15-3	Freon 115	1.0	U	1.0	0.10

FORM I
GC/MS VOA ORGANICS ANALYSIS DATA SHEET

Lab Name: TestAmerica Edison | Job No.: 460-113053-1
SDG No.:
Client Sample ID: QC-TB042916 | Lab Sample ID: 460-113053-3
Matrix: Water | Lab File ID: V45103.D
Analysis Method: OLM04.2/VOL | Date Collected: 04/29/2016 17:35
Sample wt/vol: 5(mL) | Date Analyzed: 05/05/2016 01:25
Soil Aliquot Vol: | Dilution Factor: 1
Soil Extract Vol.: | GC Column: Rtx-624 ID: 0.25(mm)
% Moisture: | Level: (low/med) Low
Analysis Batch No.: 366326 | Units: ug/L

CAS NO.	COMPOUND NAME	RESULT	Q	RL	MDL
306-83-2	Freon 123	1.0	U	1.0	0.10
75-37-6	Freon 152a	1.0	U	1.0	0.10
98-82-8	Isopropylbenzene	1.0	U	1.0	0.10
179601-23-1	m&p-Xylene	1.0	U	1.0	0.10
79-20-9	Methyl acetate	1.0	U	1.0	0.10
78-93-3	Methyl ethyl ketone (MEK)	1.0	U	1.0	0.10
108-10-1	Methyl isobutyl ketone (MIBK)	1.0	U	1.0	0.10
1634-04-4	Methyl tert-butyl ether	1.0	U	1.0	0.10
108-87-2	Methylcyclohexane	1.0	U	1.0	0.10
75-09-2	Methylene Chloride	1.0	U	1.0	0.10
95-47-6	o-Xylene	1.0	U	1.0	0.10
100-42-5	Styrene	1.0	U	1.0	0.10
127-18-4	Tetrachloroethene	1.0	U	1.0	0.10
108-88-3	Toluene	1.0	U	1.0	0.10
156-60-5	trans-1,2-Dichloroethene	1.0	U	1.0	0.10
10061-02-6	trans-1,3-Dichloropropene	1.0	U	1.0	0.10
79-01-6	Trichloroethene	1.0	U	1.0	0.10
75-01-4	Vinyl chloride	1.0	U	1.0	0.10
1330-20-7	Xylenes, Total	1.0	U	1.0	0.10

CAS NO.	SURROGATE	%REC	Q	LIMITS
17060-07-0	1,2-Dichloroethane-d4 (Surr)	106		76-114
460-00-4	Bromofluorobenzene	104		86-115
2037-26-5	Toluene-d8 (Surr)	101		88-110

FORM I
GC/MS VOA ORGANICS ANALYSIS DATA SHEET
TENTATIVELY IDENTIFIED COMPOUNDS

Lab Name: TestAmerica Edison Job No.: 460-113053-1

SDG No.:

Client Sample ID: QC-TB042916 Lab Sample ID: 460-113053-3

Matrix: Water Lab File ID: V45103.D

Analysis Method: OLM04.2/VOL Date Collected: 04/29/2016 17:35

Sample wt/vol: 5(mL) Date Analyzed: 05/05/2016 01:25

Soil Aliquot Vol: Dilution Factor: 1

Soil Extract Vol.: GC Column: Rtx-624 ID: 0.25(mm)

% Moisture: Level: (low/med) Low

Analysis Batch No.: 366326 Units: ug/L

Number TICs Found: 0 TIC Result Total: 0

CAS NO.	COMPOUND NAME	RT	RESULT	Q
	Tentatively Identified Compound		None	

FORM I
GC/MS VOA ORGANICS ANALYSIS DATA SHEET

Lab Name: TestAmerica Edison | Job No.: 460-113053-1

SDG No.:

Client Sample ID: MW-33MI-XX | Lab Sample ID: 460-113053-1

Matrix: Water | Lab File ID: N93236.D

Analysis Method: 8260C SIM | Date Collected: 04/29/2016 16:00

Sample wt/vol: 5(mL) | Date Analyzed: 05/06/2016 21:50

Soil Aliquot Vol: | Dilution Factor: 1

Soil Extract Vol.: | GC Column: DB-624 ID: 0.18(mm)

% Moisture: | Level: (low/med) Low

Analysis Batch No.: 366731 | Units: ug/L

CAS NO.	COMPOUND NAME	RESULT	Q	RL	MDL
123-91-1	1,4-Dioxane	1.1		0.40	0.11

CAS NO.	SURROGATE	%REC	Q	LIMITS
17060-07-0	1,2-Dichloroethane-d4 (Surr)	113		60-132
460-00-4	4-Bromofluorobenzene	109		72-123

FORM I
GC/MS VOA ORGANICS ANALYSIS DATA SHEET

Lab Name: TestAmerica Edison | Job No.: 460-113053-1

SDG No.:

Client Sample ID: MW-33GL-XX | Lab Sample ID: 460-113053-2

Matrix: Water | Lab File ID: N93237.D

Analysis Method: 8260C SIM | Date Collected: 04/29/2016 17:35

Sample wt/vol: 5(mL) | Date Analyzed: 05/06/2016 22:15

Soil Aliquot Vol: | Dilution Factor: 1

Soil Extract Vol.: | GC Column: DB-624 ID: 0.18(mm)

% Moisture: | Level: (low/med) Low

Analysis Batch No.: 366731 | Units: ug/L

CAS NO.	COMPOUND NAME	RESULT	Q	RL	MDL
123-91-1	1,4-Dioxane	0.40	U	0.40	0.11

CAS NO.	SURROGATE	%REC	Q	LIMITS
17060-07-0	1,2-Dichloroethane-d4 (Surr)	111		60-132
460-00-4	4-Bromofluorobenzene	102		72-123

FORM I
HPLC/IC ORGANICS ANALYSIS DATA SHEET

Lab Name: TestAmerica Pittsburgh
Job No.: 460-113053-1
SDG No.:
Client Sample ID: MW-33MI-XX
Lab Sample ID: 460-113053-1
Matrix: Water
Lab File ID: A-ICS2100 A 05-05-2016-14.d
Analysis Method: 300.0
Date Collected: 04/29/2016 16:00
Extraction Method:
Date Extracted:
Sample wt/vol: 1(mL)
Date Analyzed: 05/05/2016 08:57
Con. Extract Vol.:
Dilution Factor: 1
Injection Volume: 25(mL)
GC Column: AS-18 ID:
% Moisture:
GPC Cleanup:(Y/N) N
Analysis Batch No.: 175328
Units: mg/L

CAS NO.	COMPOUND NAME	RESULT	Q	RL	MDL
24959-67-9	Bromide	0.047		0.0025	0.00045

FORM I
HPLC/IC ORGANICS ANALYSIS DATA SHEET

Lab Name: TestAmerica Pittsburgh Job No.: 460-113053-1

SDG No.:

Client Sample ID: MW-33GL-XX Lab Sample ID: 460-113053-2

Matrix: Water Lab File ID: A-ICS2100 A 05-09-2016-10.d

Analysis Method: 300.0 Date Collected: 04/29/2016 17:35

Extraction Method: Date Extracted:

Sample wt/vol: 1(mL) Date Analyzed: 05/09/2016 10:13

Con. Extract Vol.: Dilution Factor: 1

Injection Volume: 25(mL) GC Column: AS-18 ID:

% Moisture: GPC Cleanup:(Y/N) N

Analysis Batch No.: 175603 Units: mg/L

CAS NO.	COMPOUND NAME	RESULT	Q	RL	MDL
24959-67-9	Bromide	0.0025	U	0.0025	0.00045

1B-IN
INORGANIC ANALYSIS DATA SHEET
GENERAL CHEMISTRY

Client Sample ID: MW-33MI-XX
Lab Sample ID: 460-113053-1
Lab Name: TestAmerica Edison
Job No.: 460-113053-1
SDG ID.:
Matrix: Water
Date Sampled: 04/29/2016 16:00
Reporting Basis: WET
Date Received: 04/30/2016 09:30

CAS No.	Analyte	Result	RL	MDL	Units	C	Q	DIL	Method
16887-00-6	Chloride	77.0	5.0	0.84	mg/L			1	SM 4500 Cl- B

1B-IN
INORGANIC ANALYSIS DATA SHEET
GENERAL CHEMISTRY

Client Sample ID: MW-33GL-XX
Lab Sample ID: 460-113053-2
Lab Name: TestAmerica Edison
Job No.: 460-113053-1
SDG ID.:
Matrix: Water
Date Sampled: 04/29/2016 17:35
Reporting Basis: WET
Date Received: 04/30/2016 09:30

CAS No.	Analyte	Result	RL	MDL	Units	C	Q	DIL	Method
16887-00-6	Chloride	20.0	5.0	0.84	mg/L			1	SM 4500 Cl- B

Appendix C

Support Documentation

TestAmerica
THE LEADER IN ENVIRONMENTAL TESTING

777 New Durham Road
Edison, New Jersey 08817
Phone: (732) 549-3900 Fax: (732) 549-3679

460-113053 Chain of Custody

YSIS REQUEST

05/13/2016

Name (for report and invoice) STEVE FELDMANN	Samplers Name (Printed) ANDREW KELLY, ROY WARNER	Site/Project Identification LMC - GREAT NECK
Company TETRA TECH	P. O. #	State (Location of site): NJ: ☐ NY: ☒ Other:
		Regulatory Program: DKQP: ☐
Address 295 ROUTE 22 E, SUITE 104	Analysis Turnaround Time: Standard ☒	LAB USE ONLY Project No:
City WHITEHOUSE STATION State NJ	Rush Charges Authorized For: 2 Week ☐ 1 Week ☐ Other ☐	Job No: 113053
Phone (908) 534-2303 Fax		

ANALYSIS REQUESTED (ENTER "X" BELOW TO INDICATE REQUEST)

Sample Identification	Date	Time	Matrix	No. of Cont.	TCL VOCs + TICs + Freons (Oxygenates)	Toluene (EPA 300.0)	Chloride (SM4500)	1,4-Dioxane (8270 SIM)							Sample Numbers
MW-33INT-XX	4/26/16	1600	GW	6	X	X	X	X							1
MW-33GW-XX	4/26/16	1735	GW	6	H	H	H	H							2
QC-TB04252016	4/26/16	—	GW	3	X			X							3

Preservation Used: 1 = ICE, 2 = HCl, 3 = H_2SO_4, 4 = HNO_3, 5 = NaOH
6 = Other _____, 7 = Other _____

Soil:
Water:

Special Instructions: HOLD ANALYSIS, CALL STEVE FELDMANN FOR AUTHORIZATION

Water Metals Filtered (Yes/No)? _____

Relinquished by	Company	Date / Time	Received by	Company
	TETRA TECH	4/26/16 18:45	1)	
Relinquished by 2)	Company	Date / Time	Received by 2) 4/30/16 09:30	Company
Relinquished by 3)	Company	Date / Time	Received by 3)	Company
Relinquished by 4)	Company	Date / Time	Received by 4)	Company

Laboratory Certifications: New Jersey (12028), New York (11452), Pennsylvania (68-522), Connecticut (PH-0200), Rhode Island (132), Massachusetts (M-NJ312), North Carolina (No. 578)

TAL - 0016 (0715)

0.0 / 1.0 # 6 no cls

TestAmerica Edison
Receipt Temperature and pH Log

Job Number: 113053

Number of Coolers: 1 IR Gun # 6

Cooler Temperatures

	RAW	CORRECTED		RAW	CORRECTED		RAW	CORRECTED
Cooler #1:	0 °C	1 °C	Cooler #4:	°C	°C	Cooler #7:	°C	°C
Cooler #2:	°C	°C	Cooler #5:	°C	°C	Cooler #8:	°C	°C
Cooler #3:	°C	°C	Cooler #6:	°C	°C	Cooler #9:	°C	°C

TALS Sample Number	Ammonia (pH<2)	COD (pH<2)	Nitrate Nitrite (pH<2)	Metals* (pH<2)	Hardness (pH<2)	Pest (pH 5-9)	EPH or QAM (pH<2)	Phenols (pH<2)	Sulfide (pH>9)	TKN (pH<2)	TOC (pH<2)	Total Cyanide (pH>12)	Total Phos (pH<2)	Other	Other

If pH adjustments are required record the information below:

Sample No(s). adjusted: _____

Preservative Name/Conc.: _____ Volume of Preservative used (ml): _____

Lot # of Preservative(s): _____ Expiration Date: _____

The appropriate Project Manager and Department Manager should be notified about the samples which were pH adjusted.

**Samples for Metal analysis which are out of compliance must be acidified at least 24 hours prior to analysis.*

Initials: [illegible] Date: 4/30/16

EDS-WI-038, Rev 4, 06/09/2014

(732) 549 – 3900
SEVERN TRENT LABS
777 NEW DURHAM ROAD
EDISON NJ 08837

54 LBS

1 OF 1

SHIP TO:
SAMPLE RECEIVING
(412) 963 – 7058
TEST AMERICA PITTSBURGH
RIDC PARK
301 ALPHA DRIVE
PITTSBURGH PA 15238 – 2907

460-113053 Waybill

UPS NEXT DAY AIR
TRACKING #: 1Z 083 95E 01 6667 5074

1

Uncorrected temp 2.1 °C
Thermometer ID 2
CF +1.0 Initials ZN

PT-WI-SR-001 effective 7/26/13

BILLING: P/C BILL RECEIVER

TEST AMERICA PITTSBURGH
301 ALPHA DR
PITTSBURGH PA 15238

P: PURPLE S: MR L: 66
BLAW – 1360
1Z083395E016667 5074 1030
LUTSSSS PABEA13S MAY 03 06:23:03 2016
US 1522 HIP 16.3.5 OKLE910

TestAmerica Edison
777 New Durham Road
Edison, NJ 08817
Phone (732) 549-3900 Fax (732) 549-3679

Chain of Custody Record

460-113053 Chain of Custody

TestAmerica — LEADER IN ENVIRONMENTAL TESTING

Client Information (Sub Contract Lab)	Sampler:	Lab PM: Meidhof, Marie A	No: 45369.1
Client Contact: Shipping/Receiving	Phone:	E-Mail: marie.meidhof@testamericainc.com	Page: Page 1 of 1
Company: TestAmerica Laboratories, Inc.			Job #: 460-113053-1
Address: 301 Alpha Drive, RIDC Park,	Due Date Requested: 5/11/2016		
City: Pittsburgh	TAT Requested (days):		
State, Zip: PA, 15238			
Phone: 412-963-7058(Tel) 412-963-2468(Fax)	PO #:		
Email:	WO #:		
Project Name: LMC-Great Neck	Project #: 46018731		
Site:	SSOW#:		

Analysis Requested

Preservation Codes:

A - HCL, B - NaOH, C - Zn Acetate, D - Nitric Acid, E - NaHSO4, F - MeOH, G - Amchlor, H - Ascorbic Acid, I - Ice, J - DI Water, K - EDTA, L - EDA, M - Hexane, N - None, O - AsNaO2, P - Na2O4S, Q - Na2SO3, R - Na2S2O3, S - H2SO4, T - TSP Dodecahydrate, U - Acetone, V - MCAA, W - ph 4-5, Z - other (specify)

Other:

Sample Identification - Client ID (Lab ID)	Sample Date	Sample Time	Sample Type (C=comp, G=grab)	Matrix (W=water, S=solid, O=waste/oil, BT=Tissue, A=Air)	Field Filtered Sample (Yes or No)	Perform MS/MSD (Yes or No)	300_28D_LL_OF/ Bromide (Low Level)	Total Number of containers	Special Instructions/Note:
			Preservation Code:						
MW-33MI-XX (460-113053-1)	4/29/16	16:00 Eastern		Water			X	1	

Possible Hazard Identification
Unconfirmed

Sample Disposal (A fee may be assessed if samples are retained longer than 1 month)
☐ *Return To Client* ☐ *Disposal By Lab* ☐ *Archive For* _____ *Months*

Deliverable Requested: I, II, III, IV, Other (specify)

Special Instructions/QC Requirements:

Empty Kit Relinquished by:	Date:	Time:	Method of Shipment:		
Relinquished by:	Date/Time: 5/2/16 1800	Company: BTL	Received by:	Date/Time: 5/3/16 0930	Company: TAEDI
Relinquished by:	Date/Time:	Company	Received by:	Date/Time:	Company
Relinquished by:	Date/Time:	Company	Received by:	Date/Time:	Company

Custody Seals Intact: Δ Yes Δ No | Custody Seal No.: | Cooler Temperature(s) °C and Other Remarks:

05/13/2016

TestAmerica Edison
777 New Durham Road
Edison, NJ 08817
Phone (732) 549-3900 Fax (732) 549-3679

Chain of Custody Record

TestAmerica
THE LEADER IN ENVIRONMENTAL TESTING

Client Information (Sub Contract Lab)	Sampler:	Lab PM: Meidhof, Marie A	Carrier Tracking No(s):	COC No: 460-45412.1
Client Contact: Shipping/Receiving	Phone:	E-Mail: marie.meidhof@testamericainc.com		Page: Page 1 of 1
Company: TestAmerica Laboratories, Inc.				Job #: 460-113053-1
Address: 301 Alpha Drive, RIDC Park,	Due Date Requested: 5/16/2016			
City: Pittsburgh	TAT Requested (days):			
State, Zip: PA, 15238				
Phone: 412-963-7058(Tel) 412-963-2468(Fax)	PO #:			
Email:	WO #:			
Project Name: LMC-Great Neck	Project #: 46018731			
Site:	SSOW#:			

Analysis Requested

Preservation Codes:

A - HCL, B - NaOH, C - Zn Acetate, D - Nitric Acid, E - NaHSO4, F - MeOH, G - Amchlor, H - Ascorbic Acid, I - Ice, J - DI Water, K - EDTA, L - EDA, M - Hexane, N - None, O - AsNaO2, P - Na2O4S, Q - Na2SO3, R - Na2S2O3, S - H2SO4, T - TSP Dodecahydrate, U - Acetone, V - MCAA, W - ph 4-5, Z - other (specify)

Other:

Sample Identification - Client ID (Lab ID)	Sample Date	Sample Time	Sample Type (C=Comp, G=grab)	Matrix (W=water, S=solid, O=waste/oil, BT=Tissue, A=Air)	Field Filtered Sample (Yes or No)	Perform MS/MSD (Yes or No)	300_28D_LL_OF/ Bromide (Low Level)	Total Number of containers	Special Instructions/Note:
			Preservation Code:						
MW-33GL-XX (460-113053-2)	4/29/16	17:35 Eastern		Water			X		

460-113053 Chain of Custody

Possible Hazard Identification *Unconfirmed*		*Sample Disposal (A fee may be assessed if samples are retained longer than 1 month)* ☐ *Return To Client* ☐ *Disposal By Lab* ☐ *Archive For* _____ *Months*	
Deliverable Requested: I, II, III, IV, Other (specify)		Special Instructions/QC Requirements:	
Empty Kit Relinquished by:	Date:	Time:	Method of Shipment:

Relinquished by:	Date/Time: 5/5/16 1800	Company: TAEI	Received by:	Date/Time: 5/6/16 0920	Company: TAP
Relinquished by:	Date/Time:	Company	Received by:	Date/Time:	Company
Relinquished by:	Date/Time:	Company	Received by:	Date/Time:	Company

Custody Seals Intact: Δ Yes Δ No	Custody Seal No.:	Cooler Temperature(s) °C and Other Remarks:

05/13/2016

CASE NARRATIVE

Client: Tetra Tech GEO

Project: LMC-Great Neck

Report Number: 460-113053-1

This case narrative is in the form of an exception report, where only the anomalies related to this report, method specific performance and/or QA/QC issues are discussed. If there are no issues to report, this narrative will include a statement that documents that there are no relevant data issues.

It should be noted that samples with elevated Reporting Limits (RLs) as a result of a dilution may not be able to satisfy customer reporting limits in some cases. Such increases in the RLs are unavoidable but acceptable consequence of sample dilution that enables quantification of target analytes or interferences which exceed the calibration range of the instrument.

Calculations are performed before rounding to avoid round-off errors in calculated results.

All holding times were met and proper preservation noted for the methods performed on these samples, unless otherwise detailed in the individual sections below.

RECEIPT
The samples were received on 4/30/2016 9:30 AM; the samples arrived in good condition, properly preserved and, where required, on ice. The temperature of the cooler at receipt was 1.0º C.

Note: All samples which require thermal preservation are considered acceptable if the arrival temperature is within 2C of the required temperature or method specified range. For samples with a specified temperature of 4C, samples with a temperature ranging from just above freezing temperature of water to 6C shall be acceptable. Samples that are hand delivered immediately following collection may not meet these criteria, however they will be deemed acceptable according to NELAC standards, if there is evidence that the chilling process has begun, such as arrival on ice, etc.

VOLATILE ORGANIC COMPOUNDS (GC-MS) - SELECTED ION MODE (SIM)
Samples MW-33MI-XX (460-113053-1), MW-33GL-XX (460-113053-2) and QC-TB042916 (460-113053-3) were analyzed for volatile organic compounds (GC-MS) - Selected Ion Mode (SIM) in accordance with EPA SW-846 Method 8260B SIM. The samples were analyzed on 05/06/2016.

No difficulties were encountered during the volatile organic compounds (GC-MS) - Selected Ion Mode (SIM) analysis.

All quality control parameters were within the acceptance limits.

CLP VOLATILES (LL)
Samples MW-33MI-XX (460-113053-1), MW-33GL-XX (460-113053-2) and QC-TB042916 (460-113053-3) were analyzed for CLP volatiles (LL) in accordance with OLM04.2 Method Volatiles (Low Level - LL). The samples were analyzed on 05/05/2016.

The continuing calibration verification (CCV) associated with batch 460-366326 recovered outside control limits for Bromomethane. The samples associated with this CCV were non-detects for the affected analyte; therefore, the data have been reported.

No other difficulties were encountered during the volatiles analysis.

All other quality control parameters were within the acceptance limits.

CHLORIDE
Samples MW-33MI-XX (460-113053-1) and MW-33GL-XX (460-113053-2) were analyzed for chloride in accordance with SM 4500 CL B. The samples were analyzed on 05/10/2016 and 05/11/2016.

No difficulties were encountered during the chloride analysis.

All quality control parameters were within the acceptance limits.

ANIONS, ION CHROMATOGRAPHY
Samples MW-33MI-XX (460-113053-1) and MW-33GL-XX (460-113053-2) were analyzed for Anions, Ion Chromatography in accordance with EPA Method 300.0_28D Anions by Ion Chromatograph (Low Level - LL). The samples were analyzed on 05/05/2016 and 05/09/2016.

No difficulties were encountered during the Anions, Ion Chromatography analysis.

All quality control parameters were within the acceptance limits.

Sample Summary

Client: Tetra Tech GEO
Project/Site: LMC-Great Neck

TestAmerica Job ID: 460-113053-1

Lab Sample ID	Client Sample ID	Matrix	Collected	Received
460-113053-1	MW-33MI-XX	Water	04/29/16 16:00	04/30/16 09:30
460-113053-2	MW-33GL-XX	Water	04/29/16 17:35	04/30/16 09:30
460-113053-3	QC-TB042916	Water	04/29/16 17:35	04/30/16 09:30

Detection Summary

Client: Tetra Tech GEO
Project/Site: LMC-Great Neck

TestAmerica Job ID: 460-113053-1

Client Sample ID: MW-33MI-XX — Lab Sample ID: 460-113053-1

Analyte	Result	Qualifier	RL	MDL	Unit	Dil Fac	D	Method	Prep Type
1,4-Dioxane	1.1		0.40	0.11	ug/L	1		8260C SIM	Total/NA
1,1,2-Trichloro-1,2,2-trifluoroethane	0.14	J	1.0	0.10	ug/L	1		OLM04.2/VOL	Total/NA
1,1-Dichloroethene	0.18	J	1.0	0.10	ug/L	1		OLM04.2/VOL	Total/NA
Chloroform	0.11	J	1.0	0.10	ug/L	1		OLM04.2/VOL	Total/NA
Tetrachloroethene	0.22	J	1.0	0.10	ug/L	1		OLM04.2/VOL	Total/NA
Trichloroethene	2.1		1.0	0.10	ug/L	1		OLM04.2/VOL	Total/NA
Bromide	0.047		0.0025	0.00045	mg/L	1		300.0	Total/NA
Chloride	77.0		5.0	0.84	mg/L	1		SM 4500 Cl- B	Total/NA

Client Sample ID: MW-33GL-XX — Lab Sample ID: 460-113053-2

Analyte	Result	Qualifier	RL	MDL	Unit	Dil Fac	D	Method	Prep Type
Toluene	0.11	J	1.0	0.10	ug/L	1		OLM04.2/VOL	Total/NA
Chloride	20.0		5.0	0.84	mg/L	1		SM 4500 Cl- B	Total/NA

Client Sample ID: QC-TB042916 — Lab Sample ID: 460-113053-3

No Detections.

This Detection Summary does not include radiochemical test results.

Method Summary

Client: Tetra Tech GEO
Project/Site: LMC-Great Neck

TestAmerica Job ID: 460-113053-1

Method	Method Description	Protocol	Laboratory
8260C SIM	Volatile Organic Compounds (GC/MS)	SW846	TAL EDI
OLM04.2/VOL	Volatile Organic Compounds (GC/MS)	OLM04.2	TAL EDI
300.0	Anions, Ion Chromatography	MCAWW	TAL PIT
SM 4500 Cl- B	Chloride	SM	TAL EDI

Protocol References:

MCAWW = "Methods For Chemical Analysis Of Water And Wastes", EPA-600/4-79-020, March 1983 And Subsequent Revisions.
OLM04.2 = "Statement of Work for Organic Analysis", Multi-Media, Multi-Concentration September 1998
SM = "Standard Methods For The Examination Of Water And Wastewater",
SW846 = "Test Methods For Evaluating Solid Waste, Physical/Chemical Methods", Third Edition, November 1986 And Its Updates.

Laboratory References:

TAL EDI = TestAmerica Edison, 777 New Durham Road, Edison, NJ 08817, TEL (732)549-3900
TAL PIT = TestAmerica Pittsburgh, 301 Alpha Drive, RIDC Park, Pittsburgh, PA 15238, TEL (412)963-7058

FORM II
GC/MS VOA SURROGATE RECOVERY

Lab Name: TestAmerica Edison Job No.: 460-113053-1

SDG No.:

Matrix: Water Level: Low

GC Column (1): Rtx-624 ID: 0.25(mm)

Client Sample ID	Lab Sample ID	DCA #	TOL #	BFB #
MW-33MI-XX	460-113053-1	106	97	103
MW-33GL-XX	460-113053-2	110	99	103
QC-TB042916	460-113053-3	106	101	104
	MB 460-366326/7	106	100	102
	LCS 460-366326/3	100	96	102
	LCSD 460-366326/4	97	101	102
	STOBLK 460-366326/30	107	99	102

	QC LIMITS
DCA = 1,2-Dichloroethane-d4 (Surr)	76-114
TOL = Toluene-d8 (Surr)	88-110
BFB = Bromofluorobenzene	86-115

Column to be used to flag recovery values

FORM II OLM04.2/VOL

FORM III
GC/MS VOA LAB CONTROL SAMPLE RECOVERY

Lab Name: TestAmerica Edison Job No.: 460-113053-1

SDG No.:

Matrix: Water Level: Low Lab File ID: V45098.D

Lab ID: LCS 460-366326/3 Client ID:

COMPOUND	SPIKE ADDED (ug/L)	LCS CONCENTRATION (ug/L)	LCS % REC	QC LIMITS REC	#
1,1,1-Trichloroethane	50.0	51.6	103	70-130	
1,1,2,2-Tetrachloroethane	50.0	55.8	112	70-130	
1,1,2-Trichloro-1,2,2-trifluoroethane	50.0	49.8	100	70-130	
1,1,2-Trichloroethane	50.0	54.6	109	70-130	
1,1-Dichloroethane	50.0	52.0	104	70-130	
1,1-Dichloroethene	50.0	50.8	102	61-145	
1,2,4-Trichlorobenzene	50.0	56.5	113	70-130	
1,2-Dibromo-3-Chloropropane	50.0	55.0	110	70-130	
1,2-Dibromoethane	50.0	52.0	104	70-130	
1,2-Dichlorobenzene	50.0	53.2	106	70-130	
1,2-Dichloroethane	50.0	52.7	105	70-130	
1,2-Dichloropropane	50.0	52.8	106	70-130	
1,3-Dichlorobenzene	50.0	52.2	104	70-130	
1,4-Dichlorobenzene	50.0	52.6	105	70-130	
2-Hexanone	50.0	58.3	117	70-130	
Acetone	50.0	51.8	104	70-130	
Benzene	50.0	50.5	101	76-127	
Bromodichloromethane	50.0	53.1	106	70-130	
Bromoform	50.0	55.1	110	70-130	
Bromomethane	50.0	50.1	100	70-130	
Carbon disulfide	50.0	49.5	99	70-130	
Carbon tetrachloride	50.0	53.3	107	70-130	
Chlorobenzene	50.0	52.1	104	75-130	
Chlorodifluoromethane	50.0	50.0	100	70-130	
Chloroethane	50.0	50.3	101	70-130	
Chloroform	50.0	50.9	102	70-130	
Chloromethane	50.0	50.6	101	70-130	
cis-1,2-Dichloroethene	50.0	49.3	99	70-130	
cis-1,3-Dichloropropene	50.0	53.5	107	70-130	
Cyclohexane	50.0	50.1	100	70-130	
Dibromochloromethane	50.0	54.6	109	70-130	
Dichlorodifluoromethane	50.0	49.9	100	70-130	
Ethylbenzene	50.0	52.9	106	70-130	
Freon 11	50.0	49.2	98	70-130	
Freon 115	50.0	49.4	99	70-130	
Freon 123	50.0	51.6	103	70-130	
Freon 152a	50.0	49.1	98	70-130	
Isopropylbenzene	50.0	49.7	99	70-130	
m&p-Xylene	100	106	106	70-130	
Methyl acetate	50.0	51.3	103	70-130	
Methyl ethyl ketone (MEK)	50.0	54.8	110	70-130	

Column to be used to flag recovery and RPD values

FORM III OLM04.2/VOL

FORM III
GC/MS VOA LAB CONTROL SAMPLE RECOVERY

Lab Name: TestAmerica Edison Job No.: 460-113053-1

SDG No.:

Matrix: Water Level: Low Lab File ID: V45098.D

Lab ID: LCS 460-366326/3 Client ID:

COMPOUND	SPIKE ADDED (ug/L)	LCS CONCENTRATION (ug/L)	LCS % REC	QC LIMITS REC	#
Methyl isobutyl ketone (MIBK)	50.0	57.3	115	70-130	
Methyl tert-butyl ether	50.0	52.5	105	70-130	
Methylcyclohexane	50.0	50.4	101	70-130	
Methylene Chloride	50.0	50.9	102	70-130	
o-Xylene	50.0	52.9	106	70-130	
Styrene	50.0	52.7	105	70-130	
Tetrachloroethene	50.0	52.0	104	70-130	
Toluene	50.0	52.1	104	76-125	
trans-1,2-Dichloroethene	50.0	50.6	101	70-130	
trans-1,3-Dichloropropene	50.0	54.3	109	70-130	
Trichloroethene	50.0	51.7	103	71-120	
Vinyl chloride	50.0	49.8	100	70-130	
Xylenes, Total	150	159	106	70-130	

Column to be used to flag recovery and RPD values

FORM III OLM04.2/VOL

FORM III
GC/MS VOA LAB CONTROL SAMPLE DUPLICATE RECOVERY

Lab Name: TestAmerica Edison Job No.: 460-113053-1

SDG No.:

Matrix: Water Level: Low Lab File ID: V45099.D

Lab ID: LCSD 460-366326/4 Client ID:

COMPOUND	SPIKE ADDED (ug/L)	LCSD CONCENTRATION (ug/L)	LCSD % REC	% RPD	QC LIMITS RPD	QC LIMITS REC	#
1,1,1-Trichloroethane	50.0	54.2	108	5	30	70-130	
1,1,2,2-Tetrachloroethane	50.0	57.2	114	2	30	70-130	
1,1,2-Trichloro-1,2,2-trifluoroethane	50.0	51.5	103	3	30	70-130	
1,1,2-Trichloroethane	50.0	56.4	113	3	30	70-130	
1,1-Dichloroethane	50.0	50.5	101	3	30	70-130	
1,1-Dichloroethene	50.0	52.5	105	3	14	61-145	
1,2,4-Trichlorobenzene	50.0	61.7	123	9	30	70-130	
1,2-Dibromo-3-Chloropropane	50.0	60.0	120	9	30	70-130	
1,2-Dibromoethane	50.0	54.6	109	5	30	70-130	
1,2-Dichlorobenzene	50.0	54.8	110	3	30	70-130	
1,2-Dichloroethane	50.0	53.0	106	1	30	70-130	
1,2-Dichloropropane	50.0	55.6	111	5	30	70-130	
1,3-Dichlorobenzene	50.0	54.2	108	4	30	70-130	
1,4-Dichlorobenzene	50.0	56.4	113	7	30	70-130	
2-Hexanone	50.0	61.9	124	6	30	70-130	
Acetone	50.0	55.6	111	7	30	70-130	
Benzene	50.0	52.9	106	4	11	76-127	
Bromodichloromethane	50.0	53.6	107	1	30	70-130	
Bromoform	50.0	56.8	114	3	30	70-130	
Bromomethane	50.0	51.3	103	2	30	70-130	
Carbon disulfide	50.0	52.0	104	5	30	70-130	
Carbon tetrachloride	50.0	56.4	113	6	30	70-130	
Chlorobenzene	50.0	53.2	106	2	13	75-130	
Chlorodifluoromethane	50.0	52.8	106	6	30	70-130	
Chloroethane	50.0	51.4	103	2	30	70-130	
Chloroform	50.0	51.3	103	1	30	70-130	
Chloromethane	50.0	50.9	102	1	30	70-130	
cis-1,2-Dichloroethene	50.0	51.1	102	4	30	70-130	
cis-1,3-Dichloropropene	50.0	55.0	110	3	30	70-130	
Cyclohexane	50.0	54.4	109	8	30	70-130	
Dibromochloromethane	50.0	55.4	111	1	30	70-130	
Dichlorodifluoromethane	50.0	52.1	104	4	30	70-130	
Ethylbenzene	50.0	55.1	110	4	30	70-130	
Freon 11	50.0	51.0	102	4	30	70-130	
Freon 115	50.0	48.9	98	1	30	70-130	
Freon 123	50.0	52.2	104	1	30	70-130	
Freon 152a	50.0	50.6	101	3	30	70-130	
Isopropylbenzene	50.0	53.2	106	7	30	70-130	
m&p-Xylene	100	110	110	4	30	70-130	
Methyl acetate	50.0	54.5	109	6	30	70-130	
Methyl ethyl ketone (MEK)	50.0	56.0	112	2	30	70-130	

Column to be used to flag recovery and RPD values

FORM III OLM04.2/VOL

FORM III
GC/MS VOA LAB CONTROL SAMPLE DUPLICATE RECOVERY

Lab Name: TestAmerica Edison Job No.: 460-113053-1

SDG No.:

Matrix: Water Level: Low Lab File ID: V45099.D

Lab ID: LCSD 460-366326/4 Client ID:

COMPOUND	SPIKE ADDED (ug/L)	LCSD CONCENTRATION (ug/L)	LCSD % REC	% RPD	QC LIMITS RPD	QC LIMITS REC	#
Methyl isobutyl ketone (MIBK)	50.0	59.9	120	4	30	70-130	
Methyl tert-butyl ether	50.0	53.9	108	3	30	70-130	
Methylcyclohexane	50.0	53.4	107	6	30	70-130	
Methylene Chloride	50.0	51.6	103	1	30	70-130	
o-Xylene	50.0	54.8	110	4	30	70-130	
Styrene	50.0	54.7	109	4	30	70-130	
Tetrachloroethene	50.0	54.5	109	5	30	70-130	
Toluene	50.0	53.7	107	3	13	76-125	
trans-1,2-Dichloroethene	50.0	52.8	106	4	30	70-130	
trans-1,3-Dichloropropene	50.0	55.8	112	3	30	70-130	
Trichloroethene	50.0	54.0	108	4	14	71-120	
Vinyl chloride	50.0	51.3	103	3	30	70-130	
Xylenes, Total	150	164	110	4	30	70-130	

Column to be used to flag recovery and RPD values

FORM III OLM04.2/VOL

FORM IV
GC/MS VOA METHOD BLANK SUMMARY

Lab Name: TestAmerica Edison Job No.: 460-113053-1

SDG No.:

Lab File ID: V45102.D Lab Sample ID: MB 460-366326/7

Matrix: Water Heated Purge:(Y/N) N

Instrument ID: CVOAMS7 Date Analyzed: 05/05/2016 01:02

GC Column: Rtx-624 ID: 0.25(mm)

THIS METHOD BLANK APPLIES TO THE FOLLOWING SAMPLES:

CLIENT SAMPLE ID	LAB SAMPLE ID	LAB FILE ID	DATE ANALYZED
	LCS 460-366326/3	V45098.D	05/04/2016 23:30
	LCSD 460-366326/4	V45099.D	05/04/2016 23:53
QC-TB042916	460-113053-3	V45103.D	05/05/2016 01:25
MW-33MI-XX	460-113053-1	V45113.D	05/05/2016 05:20
MW-33GL-XX	460-113053-2	V45114.D	05/05/2016 05:44
	STOBLK 460-366326/30	V45125.D	05/05/2016 10:02

FORM V
GC/MS VOA INSTRUMENT PERFORMANCE CHECK
BROMOFLUOROBENZENE (BFB)

Lab Name: TestAmerica Edison Job No.: 460-113053-1

SDG No.:

Lab File ID: V42896.D BFB Injection Date: 10/02/2015

Instrument ID: CVOAMS7 BFB Injection Time: 07:43

Analysis Batch No.: 326172

M/E	ION ABUNDANCE CRITERIA	% RELATIVE ABUNDANCE	
50	8.0 - 40.0% of mass 95	19.1	
75	30.0 - 66.0% of mass 95	54.6	
95	Base peak, 100% relative abundance	100.0	
96	5.0 - 9.0% of mass 95	6.6	
173	Less than 2.0% of mass 174	1.5	(1.5) 1
174	50.0 - 120.0% of mass 95	98.6	
175	4.0 - 9.0 % of mass 174	7.5	(7.6) 1
176	93.0 - 101.0% of mass 174	96.7	(98.1) 1
177	5.0 - 9.0% of mass 176	6.4	(6.6) 2

1-Value is % mass 174 2-Value is % mass 176

THIS CHECK APPLIES TO THE FOLLOWING SAMPLES, MS, MSD, BLANKS AND STANDARDS:

CLIENT SAMPLE ID	LAB SAMPLE ID	LAB FILE ID	DATE ANALYZED	TIME ANALYZED
	STD50 460-326172/2	V42897.D	10/02/2015	08:13
	STD20 460-326172/4	V42899.D	10/02/2015	09:06
	STD1 460-326172/5	V42900.D	10/02/2015	09:29
	STD100 460-326172/6	V42901.D	10/02/2015	09:52
	STD200 460-326172/7	V42902.D	10/02/2015	10:16

FORM V
GC/MS VOA INSTRUMENT PERFORMANCE CHECK
BROMOFLUOROBENZENE (BFB)

Lab Name: TestAmerica Edison Job No.: 460-113053-1

SDG No.:

Lab File ID: V45096.D BFB Injection Date: 05/04/2016

Instrument ID: CVOAMS7 BFB Injection Time: 22:43

Analysis Batch No.: 366326

M/E	ION ABUNDANCE CRITERIA	% RELATIVE ABUNDANCE	
50	8.0 - 40.0% of mass 95	15.2	
75	30.0 - 66.0% of mass 95	46.0	
95	Base peak, 100% relative abundance	100.0	
96	5.0 - 9.0% of mass 95	6.0	
173	Less than 2.0% of mass 174	0.9	(1.2) 1
174	50.0 - 120.0% of mass 95	80.4	
175	4.0 - 9.0 % of mass 174	5.9	(7.3) 1
176	93.0 - 101.0% of mass 174	78.7	(97.9) 1
177	5.0 - 9.0% of mass 176	5.2	(6.7) 2

1-Value is % mass 174 2-Value is % mass 176

THIS CHECK APPLIES TO THE FOLLOWING SAMPLES, MS, MSD, BLANKS AND STANDARDS:

CLIENT SAMPLE ID	LAB SAMPLE ID	LAB FILE ID	DATE ANALYZED	TIME ANALYZED
	CCVIS 460-366326/2	V45097.D	05/04/2016	23:07
	LCS 460-366326/3	V45098.D	05/04/2016	23:30
	LCSD 460-366326/4	V45099.D	05/04/2016	23:53
	MB 460-366326/7	V45102.D	05/05/2016	01:02
QC-TB042916	460-113053-3	V45103.D	05/05/2016	01:25
MW-33MI-XX	460-113053-1	V45113.D	05/05/2016	05:20
MW-33GL-XX	460-113053-2	V45114.D	05/05/2016	05:44
	STOBLK 460-366326/30	V45125.D	05/05/2016	10:02

FORM VIII
GC/MS VOA INTERNAL STANDARD AREA AND RETENTION TIME SUMMARY

Lab Name: TestAmerica Edison Job No.: 460-113053-1

SDG No.:

Sample No.: CCVIS 460-366326/2 Date Analyzed: 05/04/2016 23:07

Instrument ID: CVOAMS7 GC Column: Rtx-624 ID: 0.25(mm)

Lab File ID (Standard): V45097.D Heated Purge: (Y/N) N

Calibration ID: 52605

		BCM		DFB		CBZ	
		AREA #	RT #	AREA #	RT #	AREA #	RT #
12/24 HOUR STD		273414	4.13	1645820	4.82	1552720	6.65
UPPER LIMIT		546828	4.63	3291640	5.32	3105440	7.15
LOWER LIMIT		136707	3.63	822910	4.32	776360	6.15
LAB SAMPLE ID	CLIENT SAMPLE ID						
LCS 460-366326/3		258827	4.13	1546624	4.82	1475954	6.65
LCSD 460-366326/4		261421	4.13	1530849	4.82	1471602	6.65
MB 460-366326/7		255014	4.13	1548885	4.82	1486255	6.65
460-113053-3	QC-TB042916	252751	4.13	1531801	4.82	1443279	6.65
460-113053-1	MW-33MI-XX	260950	4.13	1561616	4.82	1524034	6.65
460-113053-2	MW-33GL-XX	251755	4.13	1534008	4.82	1485286	6.65
STOBLK 460-366326/30		252424	4.13	1511155	4.82	1488065	6.65

BCM = Chlorobromomethane
DFB = 1,4-Difluorobenzene
CBZ = Chlorobenzene-d5

Area Limit = 50%-200% of internal standard area
RT Limit = ± 0.5 minutes of internal standard RT

Column used to flag values outside QC limits

FORM VIII OLM04.2/VOL

FORM VI
GC/MS VOA BY INTERNAL STANDARD - INITIAL CALIBRATION DATA
CURVE EVALUATION

Lab Name: TestAmerica Edison Job No.: 460-113053-1 Analy Batch No.: 326172

SDG No.:

Instrument ID: CVOAMS7 GC Column: Rtx-624 ID: 0.25(mm) Heated Purge: (Y/N) N

Calibration Start Date: 10/02/2015 08:13 Calibration End Date: 10/02/2015 10:16 Calibration ID: 52605

Calibration Files:

LEVEL:	LAB SAMPLE ID:	LAB FILE ID:
Level 1	STD1 460-326172/5	V42900.D
Level 2	STD20 460-326172/4	V42899.D
Level 3	STD50 460-326172/2	V42897.D
Level 4	STD100 460-326172/6	V42901.D
Level 5	STD200 460-326172/7	V42902.D

ANALYTE	RRF					CURVE TYPE	COEFFICIENT			#	MIN RRF	%RSD	#	MAX %RSD	R^2 OR COD	#	MIN R^2 OR COD
	LVL 1	LVL 2	LVL 3	LVL 4	LVL 5		B	M1	M2								
Chlorotrifluoromethane	0.6495	0.5427	0.5658	0.4679	0.4642	Ave		0.5380			0.0100	14.3		100.0			
Freon 115	0.1572	0.2285	0.2512	0.2074	0.2036	Ave		0.2096			0.0100	16.6		100.0			
Chlorotrifluoroethene	0.8553	0.7080	0.7566	0.6260	0.6323	Ave		0.7156			0.0100	13.3		100.0			
Freon 152a	1.7527	1.7898	1.8656	1.6695	1.7119	Ave		1.7579			0.0100	4.3		100.0			
Dichlorodifluoromethane	2.0624	1.6905	1.8061	1.4244	1.5121	Ave		1.6991			0.0100	14.8		100.0			
Chlorodifluoromethane	3.1445	2.4235	2.5667	2.2501	2.2231	Ave		2.5216			0.0100	14.9		100.0			
Chloromethane	2.6685	2.1260	2.4254	1.8266	1.9764	Ave		2.2046			0.0100	15.5		100.0			
Vinyl chloride	2.6034	2.2683	2.5423	1.9317	2.1195	Ave		2.2930			0.1000	12.3		20.5			
Bromomethane	2.1667	1.7032	1.8760	1.4898	1.6335	Ave		1.7738			0.1000	14.6		20.5			
Chloroethane	2.5922	1.8772	2.0221	1.6197	1.7582	Ave		1.9739			0.0100	19.1		100.0			
Freon 11	4.6010	4.0137	4.2540	3.5277	3.7488	Ave		4.0290			0.0100	10.4		100.0			
1,2-Dichloro-1,1,2-trifluoroethane	3.4767	2.8812	2.9442	2.6816	2.7243	Ave		2.9416			0.0100	10.8		100.0			
Freon 123	3.9730	3.6075	3.6905	3.3534	3.3280	Ave		3.5905			0.0100	7.4		100.0			
1,1,2-Trichloro-1,2,2-trifluoroethane	2.7446	2.4492	2.5237	2.0410	2.1664	Ave		2.3850			0.0100	11.8		100.0			
1,1-Dichloroethene	2.8542	2.3076	2.5867	2.0347	2.1997	Ave		2.3966			0.1000	13.6		20.5			
Acetone	1.7470	0.8937	0.8944	0.7576	0.7941	Ave		1.0174			0.0100	40.5		100.0			
Carbon disulfide	13.042	7.3810	8.5288	6.2072	6.7115	Ave		8.3741			0.0100	32.8		100.0			
Methyl acetate	2.5857	2.1730	2.1443	1.9218	1.5723	Ave		2.0794			0.0100	17.9		100.0			
Methylene Chloride	3.9381	2.8567	3.0949	1.8871	1.9907	Ave		2.7535			0.0100	30.7		100.0			
Methyl tert-butyl ether	5.5613	5.7717	6.0892	5.3086	5.7190	Ave		5.6900			0.0100	5.0		100.0			
trans-1,2-Dichloroethene	2.7343	1.9335	2.1609	1.6857	1.8723	Ave		2.0773			0.0100	19.5		100.0			
1,1-Dichloroethane	3.5997	3.4856	3.7358	3.0307	3.2992	Ave		3.4302			0.2000	8.0		20.5			
cis-1,2-Dichloroethene	2.4340	2.1242	2.3445	1.8900	2.1249	Ave		2.1835			0.0100	9.8		100.0			
Methyl ethyl ketone (MEK)	1.3550	0.9234	0.9505	0.8343	0.9152	Ave		0.9957			0.0100	20.6		100.0			
Chloroform	3.9151	3.6382	3.8809	3.1724	3.4322	Ave		3.6078			0.2000	8.7		20.5			
Cyclohexane	0.4808	0.4796	0.5205	0.4307	0.4835	Ave		0.4790			0.0100	6.7		100.0			
1,1,1-Trichloroethane	0.5706	0.5320	0.5859	0.4830	0.5458	Ave		0.5435			0.1000	7.3		20.5			
Carbon tetrachloride	0.4719	0.4344	0.4991	0.3982	0.4534	Ave		0.4514			0.1000	8.4		20.5			
Benzene	1.3583	1.3860	1.4760	1.2268	1.3903	Ave		1.3675			0.5000	6.6		20.5			
1,2-Dichloroethane	3.1512	2.8277	2.9865	2.4921	2.7316	Ave		2.8378			0.1000	8.8		20.5			
Trichloroethene	0.4680	0.3864	0.4155	0.3422	0.3854	Ave		0.3995			0.3000	11.6		20.5			
Methylcyclohexane	0.5687	0.5208	0.5548	0.4451	0.4972	Ave		0.5173			0.0100	9.5		100.0			

Note: The m1 coefficient is the same as Ave RRF for an Ave curve type.

FORM VI
GC/MS VOA BY INTERNAL STANDARD - INITIAL CALIBRATION DATA
CURVE EVALUATION

Lab Name: TestAmerica Edison Job No.: 460-113053-1 Analy Batch No.: 326172

SDG No.:

Instrument ID: CVOAMS7 GC Column: Rtx-624 ID: 0.25(mm) Heated Purge: (Y/N) N

Calibration Start Date: 10/02/2015 08:13 Calibration End Date: 10/02/2015 10:16 Calibration ID: 52605

ANALYTE	RRF					CURVE TYPE	COEFFICIENT			#	MIN RRF	%RSD	#	MAX %RSD	R^2 OR COD	#	MIN R^2 OR COD
	LVL 1	LVL 2	LVL 3	LVL 4	LVL 5		B	M1	M2								
1,2-Dichloropropane	0.3566	0.3479	0.3557	0.3002	0.3356	Ave		0.3392			0.0100	6.9		100.0			
Bromodichloromethane	0.4699	0.4764	0.5087	0.4244	0.4794	Ave		0.4717			0.2000	6.4		20.5			
cis-1,3-Dichloropropene	0.5594	0.5230	0.5711	0.4882	0.5603	Ave		0.5404			0.2000	6.4		20.5			
Methyl isobutyl ketone (MIBK)	0.4892	0.3466	0.3576	0.3078	0.3317	Ave		0.3666			0.0100	19.4		100.0			
Toluene	1.6153	1.5978	1.7295	1.4417	1.5741	Ave		1.5917			0.4000	6.5		20.5			
trans-1,3-Dichloropropene	0.5147	0.4973	0.5441	0.4584	0.5342	Ave		0.5097			0.1000	6.6		20.5			
1,1,2-Trichloroethane	0.3204	0.3332	0.3525	0.2956	0.3319	Ave		0.3267			0.1000	6.4		20.5			
Tetrachloroethene	0.3901	0.3103	0.3511	0.2828	0.3206	Ave		0.3310			0.2000	12.4		20.5			
2-Hexanone	0.3670	0.2281	0.2418	0.2027	0.2201	Ave		0.2519			0.0100	26.1		100.0			
Dibromochloromethane	0.3867	0.4062	0.4398	0.3746	0.4207	Ave		0.4056			0.1000	6.4		20.5			
1,2-Dibromoethane	0.3558	0.3615	0.3796	0.3352	0.3559	Ave		0.3576			0.0100	4.4		100.0			
Chlorobenzene	1.2957	1.1021	1.1653	0.9722	1.0813	Ave		1.1233			0.5000	10.6		20.5			
Ethylbenzene	0.6050	0.5351	0.5872	0.4956	0.5639	Ave		0.5574			0.1000	7.8		20.5			
m&p-Xylene	1.3783	1.3679	1.5264	1.2835	1.4983	Ave		0.6685			0.3000	6.8		100.0			
o-Xylene	0.6460	0.6519	0.7232	0.6145	0.7068	Ave		0.6685			0.3000	6.8		100.0			
Styrene	1.0495	1.1378	1.2426	1.0698	1.2129	Ave		1.1425			0.3000	7.4		20.5			
Bromoform	0.2548	0.2532	0.2863	0.2443	0.2852	Ave		0.2647			0.1000	7.4		20.5			
Isopropylbenzene	1.5967	1.6230	1.6956	1.5002	1.6133	Ave		1.6058			0.0100	4.4		100.0			
1,1,2,2-Tetrachloroethane	0.4530	0.4439	0.4554	0.3860	0.4184	Ave		0.4313			0.3000	6.8		20.5			
1,3-Dichlorobenzene	0.9788	0.7812	0.8296	0.7171	0.7598	Ave		0.8133			0.6000	12.4		20.5			
1,4-Dichlorobenzene	0.9222	0.7956	0.8529	0.7366	0.7708	Ave		0.8156			0.5000	9.0		20.5			
1,2-Dichlorobenzene	0.8911	0.7665	0.8059	0.6983	0.7304	Ave		0.7784			0.4000	9.6		20.5			
1,2-Dibromo-3-Chloropropane	0.0850	0.0748	0.0770	0.0715	0.0740	Ave		0.0764			0.0100	6.8		100.0			
1,2,4-Trichlorobenzene	0.8031	0.4179	0.4719	0.3918	0.4217	Lin	0.4395	0.4153			0.2000				0.9970		0.9900
1,2-Dichloroethane-d4 (Surr)	2.5413	1.8537	1.6247	1.7217	1.8237	Ave		1.9130			0.0100	19.0		100.0			
Toluene-d8 (Surr)	1.1968	0.9346	0.9040	0.8721	0.9161	Ave		0.9647			0.0100	13.7		100.0			
Bromofluorobenzene	0.6045	0.4430	0.4069	0.4081	0.4239	Ave		0.4573			0.2000	18.3		20.5			

Note: The m1 coefficient is the same as Ave RRF for an Ave curve type.

FORM VI
GC/MS VOA BY INTERNAL STANDARD - INITIAL CALIBRATION DATA
RESPONSE AND CONCENTRATION

Lab Name: TestAmerica Edison Job No.: 460-113053-1 Analy Batch No.: 326172

SDG No.:

Instrument ID: CVOAMS7 GC Column: Rtx-624 ID: 0.25(mm) Heated Purge: (Y/N) N

Calibration Start Date: 10/02/2015 08:13 Calibration End Date: 10/02/2015 10:16 Calibration ID: 52605

Calibration Files:

LEVEL:	LAB SAMPLE ID:	LAB FILE ID:
Level 1	STD1 460-326172/5	V42900.D
Level 2	STD20 460-326172/4	V42899.D
Level 3	STD50 460-326172/2	V42897.D
Level 4	STD100 460-326172/6	V42901.D
Level 5	STD200 460-326172/7	V42902.D

ANALYTE	IS REF	CURVE TYPE	RESPONSE					CONCENTRATION (UG/L)				
			LVL 1	LVL 2	LVL 3	LVL 4	LVL 5	LVL 1	LVL 2	LVL 3	LVL 4	LVL 5
Chlorotrifluoromethane	BCM	Ave	2714	46266	108365	200928	411540	1.00	20.0	50.0	100	200
Freon 115	BCM	Ave	657	19476	48106	89074	180545	1.00	20.0	50.0	100	200
Chlorotrifluoroethene	BCM	Ave	3574	60358	144914	268841	560600	1.00	20.0	50.0	100	200
Freon 152a	BCM	Ave	7324	152578	357318	717004	1517796	1.00	20.0	50.0	100	200
Dichlorodifluoromethane	BCM	Ave	8618	144111	345923	611734	1340629	1.00	20.0	50.0	100	200
Chlorodifluoromethane	BCM	Ave	13140	206596	491594	966336	1971022	1.00	20.0	50.0	100	200
Chloromethane	BCM	Ave	11151	181233	464533	784484	1752258	1.00	20.0	50.0	100	200
Vinyl chloride	BCM	Ave	10879	193363	486928	829615	1879129	1.00	20.0	50.0	100	200
Bromomethane	BCM	Ave	9054	145194	359304	639834	1448247	1.00	20.0	50.0	100	200
Chloroethane	BCM	Ave	10832	160029	387294	695610	1558840	1.00	20.0	50.0	100	200
Freon 11	BCM	Ave	19226	342156	814768	1515021	3323733	1.00	20.0	50.0	100	200
1,2-Dichloro-1,1,2-trifluoroethane	BCM	Ave	14528	245610	563903	1151660	2415374	1.00	20.0	50.0	100	200
Freon 123	BCM	Ave	16602	307524	706836	1440159	2950589	1.00	20.0	50.0	100	200
1,1,2-Trichloro-1,2,2-trifluoroetha ne	BCM	Ave	11469	208787	483373	876546	1920714	1.00	20.0	50.0	100	200
1,1-Dichloroethene	BCM	Ave	11927	196717	495438	873819	1950241	1.00	20.0	50.0	100	200
Acetone	BCM	Ave	7300	76185	171309	325358	704080	1.00	20.0	50.0	100	200
Carbon disulfide	BCM	Ave	54499	629205	1633527	2665790	5950474	1.00	20.0	50.0	100	200
Methyl acetate	BCM	Ave	10805	185239	410691	825351	1394002	1.00	20.0	50.0	100	200
Methylene Chloride	BCM	Ave	16456	243522	592765	810445	1764932	1.00	20.0	50.0	100	200
Methyl tert-butyl ether	BCM	Ave	23239	492017	1166268	2279868	5070507	1.00	20.0	50.0	100	200
trans-1,2-Dichloroethene	BCM	Ave	11426	164821	413880	723949	1660028	1.00	20.0	50.0	100	200
1,1-Dichloroethane	BCM	Ave	15042	297140	715513	1301573	2925097	1.00	20.0	50.0	100	200
cis-1,2-Dichloroethene	BCM	Ave	10171	181077	449038	811715	1883977	1.00	20.0	50.0	100	200
Methyl ethyl ketone (MEK)	BCM	Ave	5662	78721	182046	358323	811432	1.00	20.0	50.0	100	200
Chloroform	BCM	Ave	16360	310146	743313	1362443	3043000	1.00	20.0	50.0	100	200
Cyclohexane	DFB	Ave	11768	238709	587198	1080001	2463276	1.00	20.0	50.0	100	200
1,1,1-Trichloroethane	DFB	Ave	13966	264790	660935	1211055	2780934	1.00	20.0	50.0	100	200
Carbon tetrachloride	DFB	Ave	11549	216217	563015	998408	2309788	1.00	20.0	50.0	100	200
Benzene	DFB	Ave	33242	689816	1665147	3076027	7083500	1.00	20.0	50.0	100	200
1,2-Dichloroethane	BCM	Ave	13168	241049	571999	1070296	2421810	1.00	20.0	50.0	100	200
Trichloroethene	DFB	Ave	11455	192307	468786	858090	1963289	1.00	20.0	50.0	100	200
Methylcyclohexane	DFB	Ave	13919	259217	625834	1115923	2533252	1.00	20.0	50.0	100	200
1,2-Dichloropropane	DFB	Ave	8727	173140	401320	752640	1710008	1.00	20.0	50.0	100	200

FORM VI
GC/MS VOA BY INTERNAL STANDARD - INITIAL CALIBRATION DATA
RESPONSE AND CONCENTRATION

Lab Name: TestAmerica Edison Job No.: 460-113053-1 Analy Batch No.: 326172

SDG No.:

Instrument ID: CVOAMS7 GC Column: Rtx-624 ID: 0.25(mm) Heated Purge: (Y/N) N

Calibration Start Date: 10/02/2015 08:13 Calibration End Date: 10/02/2015 10:16 Calibration ID: 52605

ANALYTE	IS REF	CURVE TYPE	RESPONSE					CONCENTRATION (UG/L)				
			LVL 1	LVL 2	LVL 3	LVL 4	LVL 5	LVL 1	LVL 2	LVL 3	LVL 4	LVL 5
Bromodichloromethane	DFB	Ave	11501	237080	573841	1064112	2442374	1.00	20.0	50.0	100	200
cis-1,3-Dichloropropene	DFB	Ave	13691	260280	644230	1224014	2854375	1.00	20.0	50.0	100	200
Methyl isobutyl ketone (MIBK)	CBZ	Ave	11005	159900	371768	714073	1595730	1.00	20.0	50.0	100	200
Toluene	CBZ	Ave	36338	737041	1798067	3344355	7572443	1.00	20.0	50.0	100	200
trans-1,3-Dichloropropene	DFB	Ave	12596	247496	613825	1149448	2721469	1.00	20.0	50.0	100	200
1,1,2-Trichloroethane	DFB	Ave	7842	165848	397628	741036	1690763	1.00	20.0	50.0	100	200
Tetrachloroethene	CBZ	Ave	8776	143119	364982	656130	1542068	1.00	20.0	50.0	100	200
2-Hexanone	CBZ	Ave	8257	105213	251348	470285	1058909	1.00	20.0	50.0	100	200
Dibromochloromethane	CBZ	Ave	8699	187364	457186	869048	2023736	1.00	20.0	50.0	100	200
1,2-Dibromoethane	CBZ	Ave	8003	166771	394645	777538	1712001	1.00	20.0	50.0	100	200
Chlorobenzene	CBZ	Ave	29147	508413	1211519	2255348	5201728	1.00	20.0	50.0	100	200
Ethylbenzene	CBZ	Ave	13609	246840	610481	1149691	2712746	1.00	20.0	50.0	100	200
m&p-Xylene	CBZ	Ave	31005	630994	1586921	2977507	7207494	1.00	20.0	50.0	100	200
o-Xylene	CBZ	Ave	14533	300714	751815	1425524	3400170	1.00	20.0	50.0	100	200
Styrene	CBZ	Ave	23610	524859	1291834	2481832	5834711	1.00	20.0	50.0	100	200
Bromoform	DFB	Ave	6235	126012	322950	612505	1452891	1.00	20.0	50.0	100	200
Isopropylbenzene	CBZ	Ave	35919	748681	1762805	3480179	7760904	1.00	20.0	50.0	100	200
1,1,2,2-Tetrachloroethane	CBZ	Ave	10191	204753	473426	895428	2012925	1.00	20.0	50.0	100	200
1,3-Dichlorobenzene	CBZ	Ave	22018	360379	862512	1663477	3654947	1.00	20.0	50.0	100	200
1,4-Dichlorobenzene	CBZ	Ave	20746	366992	886728	1708701	3708166	1.00	20.0	50.0	100	200
1,2-Dichlorobenzene	CBZ	Ave	20046	353578	837801	1619874	3513625	1.00	20.0	50.0	100	200
1,2-Dibromo-3-Chloropropane	CBZ	Ave	1912	34510	80034	165776	355950	1.00	20.0	50.0	100	200
1,2,4-Trichlorobenzene	CBZ	Lin	18066	192781	490626	908950	2028475	1.00	20.0	50.0	100	200
1,2-Dichloroethane-d4 (Surr)	BCM	Ave	10626	158126	311377	739867	1617905	1.00	20.0	50.0	100	200
Toluene-d8 (Surr)	CBZ	Ave	26932	431260	940168	2023738	4408329	1.00	20.0	50.0	100	200
Bromofluorobenzene	CBZ	Ave	13605	204443	423218	947109	2040152	1.00	20.0	50.0	100	200

Curve Type Legend:

Ave = Average ISTD
Lin = Linear ISTD

FORM VII
GC/MS VOA CONTINUING CALIBRATION DATA

Lab Name: TestAmerica Edison Job No.: 460-113053-1

SDG No.:

Lab Sample ID: CCVIS 460-366326/2 Calibration Date: 05/04/2016 23:07

Instrument ID: CVOAMS7 Calib Start Date: 10/02/2015 08:13

GC Column: Rtx-624 ID: 0.25(mm) Calib End Date: 10/02/2015 10:16

Lab File ID: V45097.D Conc. Units: ug/L Heated Purge: (Y/N) N

ANALYTE	CURVE TYPE	AVE RRF	RRF	MIN RRF	CALC AMOUNT	SPIKE AMOUNT	%D	MAX %D
Chlorotrifluoromethane	Ave	0.5380	0.4152		38.6	50.0	-22.8	
Freon 115	Ave	0.2096	0.2055		49.0	50.0	-1.9	
Chlorotrifluoroethene	Ave	0.7156	0.5580		39.0	50.0	-22.0	
Freon 152a	Ave	1.758	1.950		55.5	50.0	10.9	
Dichlorodifluoromethane	Ave	1.699	1.507	0.0100	44.3	50.0	-11.3	
Chlorodifluoromethane	Ave	2.522	2.615		51.9	50.0	3.7	
Chloromethane	Ave	2.205	2.392	0.0100	54.2	50.0	8.5	
Vinyl chloride	Ave	2.293	2.403	0.1000	52.4	50.0	4.8	25.0
Bromomethane	Ave	1.774	1.182	0.1000	33.3	50.0	-33.4*	25.0
Chloroethane	Ave	1.974	1.611	0.0100	40.8	50.0	-18.4	
Freon 11	Ave	4.029	2.855	0.0100	35.4	50.0	-29.1	
1,2-Dichloro-1,1,2-trifluoro ethane	Ave	2.942	2.187		37.2	50.0	-25.7	
Freon 123	Ave	3.590	2.798		39.0	50.0	-22.1	
1,1,2-Trichloro-1,2,2-triflu oroethane	Ave	2.385	1.880	0.0100	39.4	50.0	-21.2	
1,1-Dichloroethene	Ave	2.397	1.971	0.1000	41.1	50.0	-17.8	25.0
Acetone	Ave	1.017	0.6390	0.0100	31.4	50.0	-37.2	
Carbon disulfide	Ave	8.374	6.252	0.0100	37.3	50.0	-25.3	
Methyl acetate	Ave	2.079	1.513	0.0100	36.4	50.0	-27.2	
Methylene Chloride	Ave	2.753	2.491	0.0100	45.2	50.0	-9.5	
Methyl tert-butyl ether	Ave	5.690	6.172	0.0100	54.2	50.0	8.5	
trans-1,2-Dichloroethene	Ave	2.077	2.188	0.0100	52.7	50.0	5.3	
1,1-Dichloroethane	Ave	3.430	3.620	0.2000	52.8	50.0	5.5	25.0
cis-1,2-Dichloroethene	Ave	2.184	2.501	0.0100	57.3	50.0	14.5	
Methyl ethyl ketone (MEK)	Ave	0.996	0.8585	0.0100	43.1	50.0	-13.8	
Chloroform	Ave	3.608	3.674	0.2000	50.9	50.0	1.8	25.0
Cyclohexane	Ave	0.4790	0.5181	0.0100	54.1	50.0	8.2	
1,1,1-Trichloroethane	Ave	0.5435	0.4878	0.1000	44.9	50.0	-10.3	25.0
Carbon tetrachloride	Ave	0.4514	0.3513	0.1000	38.9	50.0	-22.2	25.0
Benzene	Ave	1.367	1.486	0.5000	54.3	50.0	8.6	25.0
1,2-Dichloroethane	Ave	2.838	2.704	0.1000	47.6	50.0	-4.7	25.0
Trichloroethene	Ave	0.3995	0.3575	0.3000	44.7	50.0	-10.5	25.0
Methylcyclohexane	Ave	0.5173	0.5276	0.0100	51.0	50.0	2.0	
1,2-Dichloropropane	Ave	0.3392	0.3585	0.0100	52.8	50.0	5.7	
Bromodichloromethane	Ave	0.4717	0.4665	0.2000	49.4	50.0	-1.1	25.0
cis-1,3-Dichloropropene	Ave	0.5404	0.5670	0.2000	52.5	50.0	4.9	25.0
Methyl isobutyl ketone (MIBK)	Ave	0.3666	0.2600	0.0100	35.5	50.0	-29.1	
Toluene	Ave	1.592	1.550	0.4000	48.7	50.0	-2.6	25.0
trans-1,3-Dichloropropene	Ave	0.5097	0.4994	0.1000	49.0	50.0	-2.0	25.0
1,1,2-Trichloroethane	Ave	0.3267	0.3292	0.1000	50.4	50.0	0.8	25.0

FORM VII
GC/MS VOA CONTINUING CALIBRATION DATA

Lab Name: TestAmerica Edison Job No.: 460-113053-1

SDG No.:

Lab Sample ID: CCVIS 460-366326/2 Calibration Date: 05/04/2016 23:07

Instrument ID: CVOAMS7 Calib Start Date: 10/02/2015 08:13

GC Column: Rtx-624 ID: 0.25(mm) Calib End Date: 10/02/2015 10:16

Lab File ID: V45097.D Conc. Units: ug/L Heated Purge: (Y/N) N

ANALYTE	CURVE TYPE	AVE RRF	RRF	MIN RRF	CALC AMOUNT	SPIKE AMOUNT	%D	MAX %D
Tetrachloroethene	Ave	0.3310	0.2810	0.2000	42.5	50.0	-15.1	25.0
2-Hexanone	Ave	0.2519	0.1698	0.0100	33.7	50.0	-32.6	
Dibromochloromethane	Ave	0.4056	0.3608	0.1000	44.5	50.0	-11.0	25.0
1,2-Dibromoethane	Ave	0.3576	0.3639	0.0100	50.9	50.0	1.8	
Chlorobenzene	Ave	1.123	1.023	0.5000	45.5	50.0	-8.9	25.0
Ethylbenzene	Ave	0.5574	0.4960	0.1000	44.5	50.0	-11.0	25.0
m&p-Xylene	Ave	1.411	0.6092	0.3000	91.1	100	-56.8	
o-Xylene	Ave	0.6685	0.6078	0.3000	45.5	50.0	-9.1	
Styrene	Ave	1.143	1.013	0.3000	44.4	50.0	-11.3	25.0
Bromoform	Ave	0.2647	0.2173	0.1000	41.0	50.0	-17.9	25.0
Isopropylbenzene	Ave	1.606	1.440	0.0100	44.9	50.0	-10.3	
1,1,2,2-Tetrachloroethane	Ave	0.4313	0.4304	0.3000	49.9	50.0	-0.2	25.0
1,3-Dichlorobenzene	Ave	0.8133	0.6959	0.6000	42.8	50.0	-14.4	25.0
1,4-Dichlorobenzene	Ave	0.8156	0.6942	0.5000	42.6	50.0	-14.9	25.0
1,2-Dichlorobenzene	Ave	0.7784	0.6779	0.4000	43.5	50.0	-12.9	25.0
1,2-Dibromo-3-Chloropropane	Ave	0.0764	0.0648	0.0100	42.4	50.0	-15.2	
1,2,4-Trichlorobenzene	Lin		0.3388	0.2000	39.7	50.0	-20.5	25.0
1,2-Dichloroethane-d4 (Surr)	Ave	1.913	1.331	0.0100	34.8	50.0	-30.4	
Toluene-d8 (Surr)	Ave	0.9647	0.7739	0.0100	40.1	50.0	-19.8	
Bromofluorobenzene	Ave	0.4573	0.3578	0.2000	39.1	50.0	-21.8	25.0

Data File: \\ChromNA\Edison\ChromData\CVOAMS7\20151002-32470.b\V42896.D\OLM04.2LLW7.rslt\spectra.d
Injection Date: 02-Oct-2015 07:43:30
Spectrum: Tune Spec :Average 103-105(3.42-3.44) Bgrd 96(3.37)
Base Peak: 95.00
Minimum % Base Peak: 0
Number of Points: 189

m/z	Y	m/z	Y	m/z	Y	m/z	Y
36.00	523	92.00	1736	158.00	94	263.00	38
37.00	2364	93.00	2634	159.00	122	264.00	65
38.00	2611	94.00	7478	161.00	105	265.00	46
39.00	795	95.00	53936	162.00	73	271.00	121
40.00	122	96.00	3560	163.00	89	283.00	55
41.00	38	97.00	147	164.00	62	285.00	45
44.00	252	99.00	89	166.00	51	289.00	45
45.00	275	104.00	281	167.00	74	293.00	38
46.00	122	105.00	128	168.00	82	295.00	36
47.00	594	106.00	413	169.00	73	297.00	44
48.00	511	107.00	44	170.00	77	298.00	77
49.00	2145	108.00	34	171.00	8	300.00	34
50.00	10295	110.00	81	172.00	721	301.00	38
51.00	3345	111.00	140	173.00	811	303.00	41
52.00	170	113.00	58	174.00	53160	306.00	46
53.00	90	114.00	72	175.00	4028	307.00	36
55.00	182	115.00	111	176.00	52136	313.00	36
56.00	729	116.00	183	177.00	3426	315.00	34
57.00	1444	117.00	374	178.00	87	321.00	39
58.00	98	118.00	227	181.00	78	322.00	37
60.00	472	119.00	171	185.00	36	328.00	94
61.00	2767	120.00	44	186.00	37	334.00	10
62.00	2745	121.00	101	189.00	43	337.00	47
63.00	2022	123.00	89	190.00	35	339.00	36
64.00	138	124.00	105	191.00	116	341.00	42
65.00	304	126.00	42	193.00	99	343.00	11
67.00	52	127.00	136	198.00	36	345.00	77
68.00	5406	128.00	288	200.00	38	346.00	39
69.00	5267	129.00	174	203.00	34	349.00	34
70.00	268	130.00	297	206.00	51	351.00	45
72.00	348	131.00	131	214.00	88	356.00	36
73.00	2787	133.00	87	218.00	120	360.00	78
74.00	9167	135.00	162	219.00	73	363.00	43

Report Date: 02-Oct-2015 13:18:31 Chrom Revision: 2.2 08-Sep-2015 13:41:46
Data File: \\ChromNA\Edison\ChromData\CVOAMS7\20151002-32470.b\V42896.D\OLM04.2LLW7.rslt\spectra.d
Injection Date: 02-Oct-2015 07:43:30
Spectrum: Tune Spec :Average 103-105(3.42-3.44) Bgrd 96(3.37)
Base Peak: 95.00
Minimum % Base Peak: 0
Number of Points: 189

m/z	Y	m/z	Y	m/z	Y	m/z	Y
75.00	29464	136.00	101	222.00	43	365.00	48
76.00	2375	137.00	175	223.00	72	368.00	42
77.00	530	140.00	36	225.00	36	369.00	35
78.00	91	141.00	638	227.00	41	370.00	39
79.00	1805	142.00	71	229.00	90	374.00	73
80.00	510	143.00	432	236.00	47	375.00	41
81.00	1767	145.00	230	238.00	81	381.00	83
82.00	314	146.00	99	239.00	75	382.00	56
83.00	107	147.00	35	240.00	47	385.00	34
84.00	128	148.00	34	247.00	36	388.00	47
87.00	2644	149.00	122	251.00	57	391.00	36
88.00	2226	152.00	41	252.00	35	395.00	49
89.00	118	153.00	136	254.00	36		
90.00	42	155.00	192	259.00	36		
91.00	164	157.00	231	260.00	36		

FORM I
GC/MS VOA ORGANICS ANALYSIS DATA SHEET

Lab Name: TestAmerica Edison | Job No.: 460-113053-1

SDG No.:

Client Sample ID: | Lab Sample ID: MB 460-366326/7

Matrix: Water | Lab File ID: V45102.D

Analysis Method: OLM04.2/VOL | Date Collected:

Sample wt/vol: 5(mL) | Date Analyzed: 05/05/2016 01:02

Soil Aliquot Vol: | Dilution Factor: 1

Soil Extract Vol.: | GC Column: Rtx-624 ID: 0.25(mm)

% Moisture: | Level: (low/med) Low

Analysis Batch No.: 366326 | Units: ug/L

CAS NO.	COMPOUND NAME	RESULT	Q	RL	MDL
71-55-6	1,1,1-Trichloroethane	1.0	U	1.0	0.10
79-34-5	1,1,2,2-Tetrachloroethane	1.0	U	1.0	0.10
76-13-1	1,1,2-Trichloro-1,2,2-trifluoroethane	1.0	U	1.0	0.10
79-00-5	1,1,2-Trichloroethane	1.0	U	1.0	0.10
75-34-3	1,1-Dichloroethane	1.0	U	1.0	0.10
75-35-4	1,1-Dichloroethene	1.0	U	1.0	0.10
120-82-1	1,2,4-Trichlorobenzene	1.0	U	1.0	0.10
96-12-8	1,2-Dibromo-3-Chloropropane	1.0	U	1.0	0.10
106-93-4	1,2-Dibromoethane	1.0	U	1.0	0.10
95-50-1	1,2-Dichlorobenzene	1.0	U	1.0	0.10
107-06-2	1,2-Dichloroethane	1.0	U	1.0	0.10
78-87-5	1,2-Dichloropropane	1.0	U	1.0	0.10
541-73-1	1,3-Dichlorobenzene	1.0	U	1.0	0.10
106-46-7	1,4-Dichlorobenzene	1.0	U	1.0	0.10
591-78-6	2-Hexanone	1.0	U	1.0	0.10
67-64-1	Acetone	1.0	U	1.0	0.10
71-43-2	Benzene	1.0	U	1.0	0.10
75-27-4	Bromodichloromethane	1.0	U	1.0	0.10
75-25-2	Bromoform	1.0	U	1.0	0.10
74-83-9	Bromomethane	1.0	U	1.0	0.10
75-15-0	Carbon disulfide	1.0	U	1.0	0.10
56-23-5	Carbon tetrachloride	1.0	U	1.0	0.10
108-90-7	Chlorobenzene	1.0	U	1.0	0.10
75-45-6	Chlorodifluoromethane	1.0	U	1.0	0.10
75-00-3	Chloroethane	1.0	U	1.0	0.10
67-66-3	Chloroform	1.0	U	1.0	0.10
74-87-3	Chloromethane	1.0	U	1.0	0.10
156-59-2	cis-1,2-Dichloroethene	1.0	U	1.0	0.10
10061-01-5	cis-1,3-Dichloropropene	1.0	U	1.0	0.10
110-82-7	Cyclohexane	1.0	U	1.0	0.10
124-48-1	Dibromochloromethane	1.0	U	1.0	0.10
75-71-8	Dichlorodifluoromethane	1.0	U	1.0	0.10
100-41-4	Ethylbenzene	1.0	U	1.0	0.10
75-69-4	Freon 11	1.0	U	1.0	0.10
76-15-3	Freon 115	1.0	U	1.0	0.10

FORM I
GC/MS VOA ORGANICS ANALYSIS DATA SHEET

Lab Name: TestAmerica Edison | Job No.: 460-113053-1

SDG No.:

Client Sample ID: | Lab Sample ID: MB 460-366326/7

Matrix: Water | Lab File ID: V45102.D

Analysis Method: OLM04.2/VOL | Date Collected:

Sample wt/vol: 5(mL) | Date Analyzed: 05/05/2016 01:02

Soil Aliquot Vol: | Dilution Factor: 1

Soil Extract Vol.: | GC Column: Rtx-624 ID: 0.25(mm)

% Moisture: | Level: (low/med) Low

Analysis Batch No.: 366326 | Units: ug/L

CAS NO.	COMPOUND NAME	RESULT	Q	RL	MDL
306-83-2	Freon 123	1.0	U	1.0	0.10
75-37-6	Freon 152a	1.0	U	1.0	0.10
98-82-8	Isopropylbenzene	1.0	U	1.0	0.10
179601-23-1	m&p-Xylene	1.0	U	1.0	0.10
79-20-9	Methyl acetate	1.0	U	1.0	0.10
78-93-3	Methyl ethyl ketone (MEK)	1.0	U	1.0	0.10
108-10-1	Methyl isobutyl ketone (MIBK)	1.0	U	1.0	0.10
1634-04-4	Methyl tert-butyl ether	1.0	U	1.0	0.10
108-87-2	Methylcyclohexane	1.0	U	1.0	0.10
75-09-2	Methylene Chloride	1.0	U	1.0	0.10
95-47-6	o-Xylene	1.0	U	1.0	0.10
100-42-5	Styrene	1.0	U	1.0	0.10
127-18-4	Tetrachloroethene	1.0	U	1.0	0.10
108-88-3	Toluene	1.0	U	1.0	0.10
156-60-5	trans-1,2-Dichloroethene	1.0	U	1.0	0.10
10061-02-6	trans-1,3-Dichloropropene	1.0	U	1.0	0.10
79-01-6	Trichloroethene	1.0	U	1.0	0.10
75-01-4	Vinyl chloride	1.0	U	1.0	0.10
1330-20-7	Xylenes, Total	1.0	U	1.0	0.10

CAS NO.	SURROGATE	%REC	Q	LIMITS
17060-07-0	1,2-Dichloroethane-d4 (Surr)	106		76-114
460-00-4	Bromofluorobenzene	102		86-115
2037-26-5	Toluene-d8 (Surr)	100		88-110

FORM I
GC/MS VOA ORGANICS ANALYSIS DATA SHEET
TENTATIVELY IDENTIFIED COMPOUNDS

Lab Name: TestAmerica Edison Job No.: 460-113053-1

SDG No.:

Client Sample ID: Lab Sample ID: MB 460-366326/7

Matrix: Water Lab File ID: V45102.D

Analysis Method: OLM04.2/VOL Date Collected:

Sample wt/vol: 5(mL) Date Analyzed: 05/05/2016 01:02

Soil Aliquot Vol: Dilution Factor: 1

Soil Extract Vol.: GC Column: Rtx-624 ID: 0.25(mm)

% Moisture: Level: (low/med) Low

Analysis Batch No.: 366326 Units: ug/L

Number TICs Found: 0 TIC Result Total: 0

CAS NO.	COMPOUND NAME	RT	RESULT	Q
	Tentatively Identified Compound		None	

GC/MS VOA ANALYSIS RUN LOG

Lab Name: TestAmerica Edison Job No.: 460-113053-1

SDG No.:

Instrument ID: CVOAMS7 Start Date: 10/02/2015 07:43

Analysis Batch Number: 326172 End Date: 10/02/2015 17:10

LAB SAMPLE ID	CLIENT SAMPLE ID	DATE ANALYZED	DILUTION FACTOR	LAB FILE ID	COLUMN ID
BFB 460-326172/1		10/02/2015 07:43	1	V42896.D	Rtx-624 0.25(mm)
STD50 460-326172/2 ICIS		10/02/2015 08:13	1	V42897.D	Rtx-624 0.25(mm)
STD20 460-326172/4 IC		10/02/2015 09:06	1	V42899.D	Rtx-624 0.25(mm)
STD1 460-326172/5 IC		10/02/2015 09:29	1	V42900.D	Rtx-624 0.25(mm)
STD100 460-326172/6 IC		10/02/2015 09:52	1	V42901.D	Rtx-624 0.25(mm)
STD200 460-326172/7 IC		10/02/2015 10:16	1	V42902.D	Rtx-624 0.25(mm)
ZZZZZ		10/02/2015 11:08	1		Rtx-624 0.25(mm)
ZZZZZ		10/02/2015 11:32	1		Rtx-624 0.25(mm)
ZZZZZ		10/02/2015 12:18	1		Rtx-624 0.25(mm)
ZZZZZ		10/02/2015 12:41	1		Rtx-624 0.25(mm)
ZZZZZ		10/02/2015 13:05	1		Rtx-624 0.25(mm)
ZZZZZ		10/02/2015 17:10	1		Rtx-624 0.25(mm)

GC/MS VOA ANALYSIS RUN LOG

Lab Name: TestAmerica Edison Job No.: 460-113053-1

SDG No.:

Instrument ID: CVOAMS7 Start Date: 05/04/2016 22:43

Analysis Batch Number: 366326 End Date: 05/05/2016 10:02

LAB SAMPLE ID	CLIENT SAMPLE ID	DATE ANALYZED	DILUTION FACTOR	LAB FILE ID	COLUMN ID
BFB 460-366326/1		05/04/2016 22:43	1	V45096.D	Rtx-624 0.25(mm)
CCVIS 460-366326/2		05/04/2016 23:07	1	V45097.D	Rtx-624 0.25(mm)
LCS 460-366326/3		05/04/2016 23:30	1	V45098.D	Rtx-624 0.25(mm)
LCSD 460-366326/4		05/04/2016 23:53	1	V45099.D	Rtx-624 0.25(mm)
MB 460-366326/7		05/05/2016 01:02	1	V45102.D	Rtx-624 0.25(mm)
460-113053-3		05/05/2016 01:25	1	V45103.D	Rtx-624 0.25(mm)
ZZZZZ		05/05/2016 01:48	1		Rtx-624 0.25(mm)
ZZZZZ		05/05/2016 02:12	1		Rtx-624 0.25(mm)
ZZZZZ		05/05/2016 02:35	1		Rtx-624 0.25(mm)
ZZZZZ		05/05/2016 02:59	1		Rtx-624 0.25(mm)
ZZZZZ		05/05/2016 03:23	1		Rtx-624 0.25(mm)
ZZZZZ		05/05/2016 03:46	1		Rtx-624 0.25(mm)
ZZZZZ		05/05/2016 04:10	1		Rtx-624 0.25(mm)
ZZZZZ		05/05/2016 04:34	1		Rtx-624 0.25(mm)
ZZZZZ		05/05/2016 04:57	1		Rtx-624 0.25(mm)
460-113053-1		05/05/2016 05:20	1	V45113.D	Rtx-624 0.25(mm)
460-113053-2		05/05/2016 05:44	1	V45114.D	Rtx-624 0.25(mm)
ZZZZZ		05/05/2016 06:31	1		Rtx-624 0.25(mm)
ZZZZZ		05/05/2016 06:54	1		Rtx-624 0.25(mm)
ZZZZZ		05/05/2016 07:18	1		Rtx-624 0.25(mm)
ZZZZZ		05/05/2016 07:41	5		Rtx-624 0.25(mm)
ZZZZZ		05/05/2016 08:05	50		Rtx-624 0.25(mm)
ZZZZZ		05/05/2016 08:28	1		Rtx-624 0.25(mm)
ZZZZZ		05/05/2016 08:52	1		Rtx-624 0.25(mm)
STOBLK 460-366326/30		05/05/2016 10:02	1	V45125.D	Rtx-624 0.25(mm)

FORM VI
GC/MS VOA BY INTERNAL STANDARD - INITIAL CALIBRATION DATA
CURVE EVALUATION

Lab Name: TestAmerica Edison Job No.: 460-113053-1 Analy Batch No.: 363307

SDG No.:

Instrument ID: CVOAMS11 GC Column: DB-624 ID: 0.18(mm) Heated Purge: (Y/N) N

Calibration Start Date: 04/19/2016 09:23 Calibration End Date: 04/19/2016 11:28 Calibration ID: 55352

Calibration Files:

LEVEL:	LAB SAMPLE ID:	LAB FILE ID:
Level 1	STD002 460-363307/3	N92416.D
Level 2	STD005 460-363307/4	N92417.D
Level 3	STD01 460-363307/5	N92418.D
Level 4	STD05 460-363307/6	N92419.D
Level 5	STD1 460-363307/7	N92420.D
Level 6	STD2 460-363307/8	N92421.D

ANALYTE	RRF					CURVE TYPE	COEFFICIENT			#	MIN RRF	%RSD	#	MAX %RSD	R^2 OR COD	#	MIN R^2 OR COD
	LVL 1 LVL 6	LVL 2	LVL 3	LVL 4	LVL 5		B	M1	M2								
Chloroform	0.9869 0.5383	0.5291	0.6504	0.4955	0.5326	QuaF		0.5140	0.0123357		0.2000				0.9990		0.9900
Benzene	1.7941 1.1439	1.4785	1.4319	1.1080	1.1729	Ave		1.3549			0.5000	19.6		20.0			
1,4-Dioxane	1.4118 1.1883	1.2981	1.2569	1.1734	1.2105	Ave		1.2565				7.1		20.0			
Ethylene Dibromide	0.4573 0.4371	0.4908	0.4722	0.4178	0.4644	Ave		0.4566			0.1000	5.7		20.0			
1,2,3-Trichloropropane	0.7961 0.5547	0.6014	0.6364	0.5300	0.5689	Ave		0.6146				15.7		20.0			
1,2-Dibromo-3-Chloropropane	0.1778 0.1392	0.1718	0.1662	0.1339	0.1431	Ave		0.1554			0.0500	12.1		20.0			
1,2-Dichloroethane-d4 (Surr)	0.2713 0.2561	0.2625	0.2728	0.2597	0.2509	Ave		0.2622				3.3		20.0			
4-Bromofluorobenzene	0.5886 0.5497	0.5829	0.5625	0.5508	0.5554	Ave		0.5650				3.0		20.0			

Note: The m1 coefficient is the same as Ave RRF for an Ave curve type.

FORM VI
GC/MS VOA BY INTERNAL STANDARD - INITIAL CALIBRATION DATA
RESPONSE AND CONCENTRATION

Lab Name: TestAmerica Edison Job No.: 460-113053-1 Analy Batch No.: 363307

SDG No.:

Instrument ID: CVOAMS11 GC Column: DB-624 ID: 0.18(mm) Heated Purge: (Y/N) N

Calibration Start Date: 04/19/2016 09:23 Calibration End Date: 04/19/2016 11:28 Calibration ID: 55352

Calibration Files:

LEVEL:	LAB SAMPLE ID:	LAB FILE ID:
Level 1	STD002 460-363307/3	N92416.D
Level 2	STD005 460-363307/4	N92417.D
Level 3	STD01 460-363307/5	N92418.D
Level 4	STD05 460-363307/6	N92419.D
Level 5	STD1 460-363307/7	N92420.D
Level 6	STD2 460-363307/8	N92421.D

ANALYTE	IS REF	CURVE TYPE	RESPONSE					CONCENTRATION (UG/L)				
			LVL 1 LVL 6	LVL 2	LVL 3	LVL 4	LVL 5	LVL 1 LVL 6	LVL 2	LVL 3	LVL 4	LVL 5
Chloroform	FB	QuaF	818 49786	1186	2996	12211	25878	0.0200 2.00	0.0500	0.100	0.500	1.00
Benzene	FB	Ave	1487 105805	3314	6596	27308	56989	0.0200 2.00	0.0500	0.100	0.500	1.00
1,4-Dioxane	DXE	Ave	68 5779	780	1531	2889	4460	0.400 40.0	5.00	10.0	20.0	30.0
Ethylene Dibromide	CBZ	Ave	162 17198	457	926	4259	9230	0.0200 2.00	0.0500	0.100	0.500	1.00
1,2,3-Trichloropropane	CBZ	Ave	282 21825	560	1248	5402	11308	0.0200 2.00	0.0500	0.100	0.500	1.00
1,2-Dibromo-3-Chloropropane	CBZ	Ave	63 5478	160	326	1365	2845	0.0200 2.00	0.0500	0.100	0.500	1.00
1,2-Dichloroethane-d4 (Surr)	FB	Ave	5622 5923	5883	6283	6400	6095	0.500 0.500	0.500	0.500	0.500	0.500
4-Bromofluorobenzene	CBZ	Ave	5213 5407	5427	5515	5614	5520	0.500 0.500	0.500	0.500	0.500	0.500

Curve Type Legend:

Ave = Average ISTD
QuaF = Quadratic ISTD forced zero

FORM VII
GC/MS VOA CONTINUING CALIBRATION DATA

Lab Name: TestAmerica Edison Job No.: 460-113053-1

SDG No.:

Lab Sample ID: CCVIS 460-366731/2 Calibration Date: 05/06/2016 19:42

Instrument ID: CVOAMS11 Calib Start Date: 04/19/2016 09:23

GC Column: DB-624 ID: 0.18(mm) Calib End Date: 04/19/2016 11:28

Lab File ID: N93231.D Conc. Units: ug/L Heated Purge: (Y/N) N

ANALYTE	CURVE TYPE	AVE RRF	RRF	MIN RRF	CALC AMOUNT	SPIKE AMOUNT	%D	MAX %D
Chloroform	QuaF		0.6322	0.2000	0.606	0.500	21.2*	20.0
Benzene	Ave	1.355	1.203	0.5000	0.444	0.500	-11.2	20.0
1,4-Dioxane	Ave	1.257	1.180		18.8	20.0	-6.1	50.0
Ethylene Dibromide	Ave	0.4566	0.3656	0.1000	0.400	0.500	-19.9	20.0
1,2,3-Trichloropropane	Ave	0.6146	0.4965		0.404	0.500	-19.2	20.0
1,2-Dibromo-3-Chloropropane	Ave	0.1554	0.0807	0.0500	0.260	0.500	-48.1	50.0
1,2-Dichloroethane-d4 (Surr)	Ave	0.2622	0.2948		0.562	0.500	12.4	20.0
4-Bromofluorobenzene	Ave	0.5650	0.6036		0.534	0.500	6.8	20.0

FORM II
GC/MS VOA SURROGATE RECOVERY

Lab Name: TestAmerica Edison Job No.: 460-113053-1

SDG No.:

Matrix: Water Level: Low

GC Column (1): DB-624 ID: 0.18(mm)

Client Sample ID	Lab Sample ID	DCA #	BFB #
MW-33MI-XX	460-113053-1	113	109
MW-33GL-XX	460-113053-2	111	102
QC-TB042916	460-113053-3	111	110
	MB 460-366731/6	116	104
	LCS 460-366731/3	111	109
	LCSD 460-366731/4	110	106

	QC LIMITS
DCA = 1,2-Dichloroethane-d4 (Surr)	60-132
BFB = 4-Bromofluorobenzene	72-123

Column to be used to flag recovery values

FORM II 8260C SIM

FORM III
GC/MS VOA LAB CONTROL SAMPLE RECOVERY

Lab Name: TestAmerica Edison Job No.: 460-113053-1

SDG No.:

Matrix: Water Level: Low Lab File ID: N93232.D

Lab ID: LCS 460-366731/3 Client ID:

COMPOUND	SPIKE ADDED (ug/L)	LCS CONCENTRATION (ug/L)	LCS % REC	QC LIMITS REC	#
1,2-Dibromo-3-Chloropropane	0.500	0.279	56	23-150	
1,4-Dioxane	20.0	20.1	101	40-160	
Ethylene Dibromide	0.500	0.392	78	60-143	

Column to be used to flag recovery and RPD values

FORM III 8260C SIM

FORM III
GC/MS VOA LAB CONTROL SAMPLE DUPLICATE RECOVERY

Lab Name: TestAmerica Edison Job No.: 460-113053-1

SDG No.:

Matrix: Water Level: Low Lab File ID: N93233.D

Lab ID: LCSD 460-366731/4 Client ID:

COMPOUND	SPIKE ADDED (ug/L)	LCSD CONCENTRATION (ug/L)	LCSD % REC	% RPD	QC LIMITS		#
					RPD	REC	
1,2-Dibromo-3-Chloropropane	0.500	0.273	55	2	30	23-150	
1,4-Dioxane	20.0	19.3	96	4	30	40-160	
Ethylene Dibromide	0.500	0.402	80	3	30	60-143	

Column to be used to flag recovery and RPD values

FORM III 8260C SIM

FORM IV
GC/MS VOA METHOD BLANK SUMMARY

Lab Name: TestAmerica Edison Job No.: 460-113053-1

SDG No.:

Lab File ID: N93235.D Lab Sample ID: MB 460-366731/6

Matrix: Water Heated Purge:(Y/N) N

Instrument ID: CVOAMS11 Date Analyzed: 05/06/2016 21:25

GC Column: DB-624 ID: 0.18(mm)

THIS METHOD BLANK APPLIES TO THE FOLLOWING SAMPLES:

CLIENT SAMPLE ID	LAB SAMPLE ID	LAB FILE ID	DATE ANALYZED
	LCS 460-366731/3	N93232.D	05/06/2016 20:09
	LCSD 460-366731/4	N93233.D	05/06/2016 20:34
MW-33MI-XX	460-113053-1	N93236.D	05/06/2016 21:50
MW-33GL-XX	460-113053-2	N93237.D	05/06/2016 22:15
QC-TB042916	460-113053-3	N93238.D	05/06/2016 22:40

FORM V
GC/MS VOA INSTRUMENT PERFORMANCE CHECK
BROMOFLUOROBENZENE (BFB)

Lab Name: TestAmerica Edison Job No.: 460-113053-1

SDG No.:

Lab File ID: N92414.D BFB Injection Date: 04/19/2016

Instrument ID: CVOAMS11 BFB Injection Time: 08:28

Analysis Batch No.: 363307

M/E	ION ABUNDANCE CRITERIA	% RELATIVE ABUNDANCE	
50	15.0 - 40.0 % of mass 95	25.7	
75	30.0 - 60.0 % of mass 95	53.9	
95	Base Peak, 100% relative abundance	100.0	
96	5.0 - 9.0 % of mass 95	6.6	
173	Less than 2.0 % of mass 174	0.0	(0.0) 1
174	50.0 - 120.00 % of mass 95	62.6	
175	5.0 - 9.0 % of mass 174	5.3	(8.4) 1
176	95.0 - 101.0 % of mass 174	60.8	(97.1) 1
177	5.0 - 9.0 % of mass 176	4.1	(6.8) 2

1-Value is % mass 174 2-Value is % mass 176

THIS CHECK APPLIES TO THE FOLLOWING SAMPLES, MS, MSD, BLANKS AND STANDARDS:

CLIENT SAMPLE ID	LAB SAMPLE ID	LAB FILE ID	DATE ANALYZED	TIME ANALYZED
	STD002 460-363307/3	N92416.D	04/19/2016	09:23
	STD005 460-363307/4	N92417.D	04/19/2016	09:48
	STD01 460-363307/5	N92418.D	04/19/2016	10:13
	STD05 460-363307/6	N92419.D	04/19/2016	10:38
	STD1 460-363307/7	N92420.D	04/19/2016	11:03
	STD2 460-363307/8	N92421.D	04/19/2016	11:28

FORM V
GC/MS VOA INSTRUMENT PERFORMANCE CHECK
BROMOFLUOROBENZENE (BFB)

Lab Name: TestAmerica Edison Job No.: 460-113053-1

SDG No.:

Lab File ID: N93230.D BFB Injection Date: 05/06/2016

Instrument ID: CVOAMS11 BFB Injection Time: 19:19

Analysis Batch No.: 366731

M/E	ION ABUNDANCE CRITERIA	% RELATIVE ABUNDANCE	
50	15.0 - 40.0 % of mass 95	22.0	
75	30.0 - 60.0 % of mass 95	52.2	
95	Base Peak, 100% relative abundance	100.0	
96	5.0 - 9.0 % of mass 95	6.9	
173	Less than 2.0 % of mass 174	0.0	(0.0) 1
174	50.0 - 120.00 % of mass 95	71.3	
175	5.0 - 9.0 % of mass 174	5.5	(7.7) 1
176	95.0 - 101.0 % of mass 174	68.7	(96.4) 1
177	5.0 - 9.0 % of mass 176	4.8	(7.1) 2

1-Value is % mass 174 2-Value is % mass 176

THIS CHECK APPLIES TO THE FOLLOWING SAMPLES, MS, MSD, BLANKS AND STANDARDS:

CLIENT SAMPLE ID	LAB SAMPLE ID	LAB FILE ID	DATE ANALYZED	TIME ANALYZED
	CCVIS 460-366731/2	N93231.D	05/06/2016	19:42
	LCS 460-366731/3	N93232.D	05/06/2016	20:09
	LCSD 460-366731/4	N93233.D	05/06/2016	20:34
	MB 460-366731/6	N93235.D	05/06/2016	21:25
MW-33MI-XX	460-113053-1	N93236.D	05/06/2016	21:50
MW-33GL-XX	460-113053-2	N93237.D	05/06/2016	22:15
QC-TB042916	460-113053-3	N93238.D	05/06/2016	22:40

FORM VIII
GC/MS VOA INTERNAL STANDARD AREA AND RETENTION TIME SUMMARY

Lab Name: TestAmerica Edison Job No.: 460-113053-1

SDG No.:

Sample No.: CCVIS 460-366731/2 Date Analyzed: 05/06/2016 19:42

Instrument ID: CVOAMS11 GC Column: DB-624 ID: 0.18(mm)

Lab File ID (Standard): N93231.D Heated Purge: (Y/N) N

Calibration ID: 55352

		FB		DXE		CBZ	
		AREA #	RT #	AREA #	RT #	AREA #	RT #
12/24 HOUR STD		33065	3.79	17854	4.51	16764	7.39
UPPER LIMIT		66130	4.29	35708	5.01	33528	7.89
LOWER LIMIT		16533	3.29	8927	4.01	8382	6.89
LAB SAMPLE ID	CLIENT SAMPLE ID						
LCS 460-366731/3		30822	3.79	17715	4.51	15317	7.39
LCSD 460-366731/4		33551	3.79	17799	4.51	15861	7.39
MB 460-366731/6		33842	3.79	17702	4.51	15596	7.39
460-113053-1	MW-33MI-XX	31467	3.79	18577	4.51	14982	7.39
460-113053-2	MW-33GL-XX	35041	3.79	19332	4.51	15624	7.39
460-113053-3	QC-TB042916	36759	3.79	19954	4.51	16078	7.39

FB = Fluorobenzene
DXE = 1,4-Dioxane-d8
CBZ = Chlorobenzene-d5

Area Limit = 50%-200% of internal standard area
RT Limit = ± 0.5 minutes of internal standard RT

Column used to flag values outside QC limits

FORM VIII 8260C SIM

FORM VI
HPLC/IC BY EXTERNAL STANDARD - INITIAL CALIBRATION DATA
RETENTION TIME SUMMARY

Lab Name: TestAmerica Pittsburgh Job No.: 460-113053-1 Analy Batch No.: 173853

SDG No.:

Instrument ID: CHIC2100A GC Column: AS-18 ID: Heated Purge: (Y/N) N

Calibration Start Date: 04/19/2016 06:56 Calibration End Date: 04/19/2016 08:29 Calibration ID: 30273

Calibration Files:

LEVEL:	LAB SAMPLE ID:	LAB FILE ID:
Level 1	IC 180-173853/2	A-ICS2100 A 04-19-2016-2.d
Level 2	IC 180-173853/3	A-ICS2100 A 04-19-2016-3.d
Level 3	IC 180-173853/4	A-ICS2100 A 04-19-2016-4.d
Level 4	IC 180-173853/5	A-ICS2100 A 04-19-2016-5.d
Level 5	IC 180-173853/6	A-ICS2100 A 04-19-2016-6.d
Level 6	IC 180-173853/7	A-ICS2100 A 04-19-2016-7.d
Level 7	IC 180-173853/8	A-ICS2100 A 04-19-2016-8.d

ANALYTE	LVL 1	LVL 2	LVL 3	LVL 4	LVL 5	LVL 6	LVL 7				RT WINDOW	AVG RT
Bromide	6.483	6.500	6.500	6.492	6.483	6.492	6.492				6.150 - 6.850	6.492

FORM VI
HPLC/IC BY EXTERNAL STANDARD - INITIAL CALIBRATION DATA
CURVE EVALUATION

Lab Name: TestAmerica Pittsburgh Job No.: 460-113053-1 Analy Batch No.: 173853

SDG No.:

Instrument ID: CHIC2100A GC Column: AS-18 ID: Heated Purge: (Y/N) N

Calibration Start Date: 04/19/2016 06:56 Calibration End Date: 04/19/2016 08:29 Calibration ID: 30273

Calibration Files:

LEVEL:	LAB SAMPLE ID:	LAB FILE ID:
Level 1	IC 180-173853/2	A-ICS2100 A 04-19-2016-2.d
Level 2	IC 180-173853/3	A-ICS2100 A 04-19-2016-3.d
Level 3	IC 180-173853/4	A-ICS2100 A 04-19-2016-4.d
Level 4	IC 180-173853/5	A-ICS2100 A 04-19-2016-5.d
Level 5	IC 180-173853/6	A-ICS2100 A 04-19-2016-6.d
Level 6	IC 180-173853/7	A-ICS2100 A 04-19-2016-7.d
Level 7	IC 180-173853/8	A-ICS2100 A 04-19-2016-8.d

ANALYTE	CF				CURVE TYPE	COEFFICIENT			#	MIN CF	%RSD	#	MAX %RSD	R^2 OR COD	#	MIN R^2 OR COD
	LVL 1 LVL 5	LVL 2 LVL 6	LVL 3 LVL 7	LVL 4		B	M1	M2								
Bromide	2932400 2585280	4179800 2769730	3144200 2640430	2733680	Lin	3982.46323	2635566.26							0.9990		0.9950

Note: The m1 coefficient is the same as Ave CF for an Ave curve type.

FORM VI
HPLC/IC BY EXTERNAL STANDARD - INITIAL CALIBRATION DATA
RESPONSE AND CONCENTRATION

Lab Name: TestAmerica Pittsburgh Job No.: 460-113053-1 Analy Batch No.: 173853

SDG No.:

Instrument ID: CHIC2100A GC Column: AS-18 ID: Heated Purge: (Y/N) N

Calibration Start Date: 04/19/2016 06:56 Calibration End Date: 04/19/2016 08:29 Calibration ID: 30273

Calibration Files:

LEVEL:	LAB SAMPLE ID:	LAB FILE ID:
Level 1	IC 180-173853/2	A-ICS2100 A 04-19-2016-2.d
Level 2	IC 180-173853/3	A-ICS2100 A 04-19-2016-3.d
Level 3	IC 180-173853/4	A-ICS2100 A 04-19-2016-4.d
Level 4	IC 180-173853/5	A-ICS2100 A 04-19-2016-5.d
Level 5	IC 180-173853/6	A-ICS2100 A 04-19-2016-6.d
Level 6	IC 180-173853/7	A-ICS2100 A 04-19-2016-7.d
Level 7	IC 180-173853/8	A-ICS2100 A 04-19-2016-8.d

ANALYTE	CURVE TYPE	RESPONSE					CONCENTRATION (UG/ML)				
		LVL 1 LVL 6	LVL 2 LVL 7	LVL 3	LVL 4	LVL 5	LVL 1 LVL 6	LVL 2 LVL 7	LVL 3	LVL 4	LVL 5
Bromide	Lin	7331 276973	20899 528086	31442	68342	129264	0.00250 0.100	0.00500 0.200	0.0100	0.0250	0.0500

Curve Type Legend:

Lin = Linear by Height

FORM VII
HPLC/IC CONTINUING CALIBRATION DATA

Lab Name: TestAmerica Pittsburgh Job No.: 460-113053-1

SDG No.:

Lab Sample ID: ICV 180-175328/2 Calibration Date: 05/05/2016 05:02

Instrument ID: CHIC2100A Calib Start Date: 04/19/2016 06:56

GC Column: AS-18 ID: Calib End Date: 04/19/2016 08:29

Lab File ID: A-ICS2100 A 05-05-2016-2.d Conc. Units: mg/L

ANALYTE	CURVE TYPE	AVE CF	CF	MIN CF	CALC AMOUNT	SPIKE AMOUNT	%D	MAX %D
Bromide	Lin		2620360		0.0482	0.0500	-3.6	10.0

FORM VII 300.0

FORM VII
HPLC/IC CONTINUING CALIBRATION RETENTION TIME SUMMARY

Lab Name: TestAmerica Pittsburgh Job No.: 460-113053-1

SDG No.:

Lab Sample ID: ICV 180-175328/2 Calibration Date: 05/05/2016 05:02

Instrument ID: CHIC2100A Calib Start Date: 04/19/2016 06:56

GC Column: AS-18 ID: Calib End Date: 04/19/2016 08:29

Lab File ID: A-ICS2100 A 05-05-2016-2.d

Analyte	RT	RT WINDOW	
		FROM	TO
Bromide	6.45	6.09	6.79

Form VII 300.0

FORM VII
HPLC/IC CONTINUING CALIBRATION DATA

Lab Name: TestAmerica Pittsburgh Job No.: 460-113053-1

SDG No.:

Lab Sample ID: CCV 180-175328/3 Calibration Date: 05/05/2016 05:49

Instrument ID: CHIC2100A Calib Start Date: 04/19/2016 06:56

GC Column: AS-18 ID: Calib End Date: 04/19/2016 08:29

Lab File ID: A-ICS2100 A 05-05-2016-3.d Conc. Units: mg/L

ANALYTE	CURVE TYPE	AVE CF	CF	MIN CF	CALC AMOUNT	SPIKE AMOUNT	%D	MAX %D
Bromide	Lin		2767110		0.103	0.100	3.5	10.0

FORM VII 300.0

FORM VII
HPLC/IC CONTINUING CALIBRATION RETENTION TIME SUMMARY

Lab Name: TestAmerica Pittsburgh Job No.: 460-113053-1

SDG No.:

Lab Sample ID: CCV 180-175328/3 Calibration Date: 05/05/2016 05:49

Instrument ID: CHIC2100A Calib Start Date: 04/19/2016 06:56

GC Column: AS-18 ID: Calib End Date: 04/19/2016 08:29

Lab File ID: A-ICS2100 A 05-05-2016-3.d

Analyte	RT	RT WINDOW	
		FROM	TO
Bromide	6.44	6.09	6.79

Form VII 300.0

FORM VII
HPLC/IC CONTINUING CALIBRATION DATA

Lab Name: TestAmerica Pittsburgh Job No.: 460-113053-1

SDG No.:

Lab Sample ID: CCV 180-175328/15 Calibration Date: 05/05/2016 09:12

Instrument ID: CHIC2100A Calib Start Date: 04/19/2016 06:56

GC Column: AS-18 ID: Calib End Date: 04/19/2016 08:29

Lab File ID: A-ICS2100 A 05-05-2016-15.d Conc. Units: mg/L

ANALYTE	CURVE TYPE	AVE CF	CF	MIN CF	CALC AMOUNT	SPIKE AMOUNT	%D	MAX %D
Bromide	Lin		2649960		0.0990	0.100	-1.0	10.0

FORM VII 300.0

FORM VII
HPLC/IC CONTINUING CALIBRATION RETENTION TIME SUMMARY

Lab Name: TestAmerica Pittsburgh Job No.: 460-113053-1

SDG No.:

Lab Sample ID: CCV 180-175328/15 Calibration Date: 05/05/2016 09:12

Instrument ID: CHIC2100A Calib Start Date: 04/19/2016 06:56

GC Column: AS-18 ID: Calib End Date: 04/19/2016 08:29

Lab File ID: A-ICS2100 A 05-05-2016-15.d

Analyte	RT	RT WINDOW	
		FROM	TO
Bromide	6.44	6.09	6.79

Form VII 300.0

FORM VII
HPLC/IC CONTINUING CALIBRATION DATA

Lab Name: TestAmerica Pittsburgh Job No.: 460-113053-1

SDG No.:

Lab Sample ID: ICV 180-175603/2 Calibration Date: 05/09/2016 07:14

Instrument ID: CHIC2100A Calib Start Date: 04/19/2016 06:56

GC Column: AS-18 ID: Calib End Date: 04/19/2016 08:29

Lab File ID: A-ICS2100 A 05-09-2016-2.d Conc. Units: mg/L

ANALYTE	CURVE TYPE	AVE CF	CF	MIN CF	CALC AMOUNT	SPIKE AMOUNT	%D	MAX %D
Bromide	Lin		2657680		0.0489	0.0500	-2.2	10.0

FORM VII 300.0

FORM VII
HPLC/IC CONTINUING CALIBRATION RETENTION TIME SUMMARY

Lab Name: TestAmerica Pittsburgh Job No.: 460-113053-1

SDG No.:

Lab Sample ID: ICV 180-175603/2 Calibration Date: 05/09/2016 07:14

Instrument ID: CHIC2100A Calib Start Date: 04/19/2016 06:56

GC Column: AS-18 ID: Calib End Date: 04/19/2016 08:29

Lab File ID: A-ICS2100 A 05-09-2016-2.d

Analyte	RT	RT WINDOW	
		FROM	TO
Bromide	6.43	6.08	6.78

Form VII 300.0

FORM VII
HPLC/IC CONTINUING CALIBRATION DATA

Lab Name: TestAmerica Pittsburgh Job No.: 460-113053-1

SDG No.:

Lab Sample ID: CCV 180-175603/3 Calibration Date: 05/09/2016 08:00

Instrument ID: CHIC2100A Calib Start Date: 04/19/2016 06:56

GC Column: AS-18 ID: Calib End Date: 04/19/2016 08:29

Lab File ID: A-ICS2100 A 05-09-2016-3.d Conc. Units: mg/L

ANALYTE	CURVE TYPE	AVE CF	CF	MIN CF	CALC AMOUNT	SPIKE AMOUNT	%D	MAX %D
Bromide	Lin		2587780		0.0967	0.100	-3.3	10.0

FORM VII
HPLC/IC CONTINUING CALIBRATION RETENTION TIME SUMMARY

Lab Name: TestAmerica Pittsburgh Job No.: 460-113053-1

SDG No.:

Lab Sample ID: CCV 180-175603/3 Calibration Date: 05/09/2016 08:00

Instrument ID: CHIC2100A Calib Start Date: 04/19/2016 06:56

GC Column: AS-18 ID: Calib End Date: 04/19/2016 08:29

Lab File ID: A-ICS2100 A 05-09-2016-3.d

Analyte	RT	RT WINDOW	
		FROM	TO
Bromide	6.43	6.08	6.78

Form VII 300.0

FORM VII
HPLC/IC CONTINUING CALIBRATION DATA

Lab Name: TestAmerica Pittsburgh Job No.: 460-113053-1

SDG No.:

Lab Sample ID: CCV 180-175603/15 Calibration Date: 05/09/2016 11:44

Instrument ID: CHIC2100A Calib Start Date: 04/19/2016 06:56

GC Column: AS-18 ID: Calib End Date: 04/19/2016 08:29

Lab File ID: A-ICS2100 A 05-09-2016-15.d Conc. Units: mg/L

ANALYTE	CURVE TYPE	AVE CF	CF	MIN CF	CALC AMOUNT	SPIKE AMOUNT	%D	MAX %D
Bromide	Lin		2447290		0.0913	0.100	-8.7	10.0

FORM VII 300.0

FORM VII
HPLC/IC CONTINUING CALIBRATION RETENTION TIME SUMMARY

Lab Name: TestAmerica Pittsburgh Job No.: 460-113053-1

SDG No.:

Lab Sample ID: CCV 180-175603/15 Calibration Date: 05/09/2016 11:44

Instrument ID: CHIC2100A Calib Start Date: 04/19/2016 06:56

GC Column: AS-18 ID: Calib End Date: 04/19/2016 08:29

Lab File ID: A-ICS2100 A 05-09-2016-15.d

Analyte	RT	RT WINDOW	
		FROM	TO
Bromide	6.43	6.08	6.78

Form VII 300.0

FORM I
HPLC/IC ORGANICS ANALYSIS DATA SHEET

Lab Name: TestAmerica Pittsburgh
Job No.: 460-113053-1
SDG No.:
Client Sample ID:
Lab Sample ID: MB 180-175603/6
Matrix: Water
Lab File ID: A-ICS2100 A 05-09-2016-6.d
Analysis Method: 300.0
Date Collected:
Extraction Method:
Date Extracted:
Sample wt/vol: 1(mL)
Date Analyzed: 05/09/2016 08:59
Con. Extract Vol.:
Dilution Factor: 1
Injection Volume: 25(mL)
GC Column: AS-18 ID:
% Moisture:
GPC Cleanup:(Y/N) N
Analysis Batch No.: 175603
Units: mg/L

CAS NO.	COMPOUND NAME	RESULT	Q	RL	MDL
24959-67-9	Bromide	0.0025	U	0.0025	0.00045

FORM I
HPLC/IC ORGANICS ANALYSIS DATA SHEET

Lab Name: TestAmerica Pittsburgh
Job No.: 460-113053-1
SDG No.:
Client Sample ID:
Lab Sample ID: MB 180-175328/6
Matrix: Water
Lab File ID: A-ICS2100 A 05-05-2016-6.d
Analysis Method: 300.0
Date Collected:
Extraction Method:
Date Extracted:
Sample wt/vol: 1(mL)
Date Analyzed: 05/05/2016 06:47
Con. Extract Vol.:
Dilution Factor: 1
Injection Volume: 25(mL)
GC Column: AS-18 ID:
% Moisture:
GPC Cleanup:(Y/N) N
Analysis Batch No.: 175328
Units: mg/L

CAS NO.	COMPOUND NAME	RESULT	Q	RL	MDL
24959-67-9	Bromide	0.0025	U	0.0025	0.00045

HPLC/IC ANALYSIS RUN LOG

Lab Name: TestAmerica Pittsburgh Job No.: 460-113053-1

SDG No.:

Instrument ID: CHIC2100A Start Date: 04/19/2016 06:36

Analysis Batch Number: 173853 End Date: 04/19/2016 16:16

LAB SAMPLE ID	CLIENT SAMPLE ID	DATE ANALYZED	DILUTION FACTOR	LAB FILE ID	COLUMN ID
RINSE 180-173853/1		04/19/2016 06:36	1		AS-18
IC 180-173853/2		04/19/2016 06:56	1	A-ICS2100 A 04-19-2016-2.d	AS-18
IC 180-173853/3		04/19/2016 07:11	1	A-ICS2100 A 04-19-2016-3.d	AS-18
IC 180-173853/4		04/19/2016 07:27	1	A-ICS2100 A 04-19-2016-4.d	AS-18
IC 180-173853/5		04/19/2016 07:42	1	A-ICS2100 A 04-19-2016-5.d	AS-18
IC 180-173853/6		04/19/2016 07:58	1	A-ICS2100 A 04-19-2016-6.d	AS-18
IC 180-173853/7		04/19/2016 08:13	1	A-ICS2100 A 04-19-2016-7.d	AS-18
IC 180-173853/8		04/19/2016 08:29	1	A-ICS2100 A 04-19-2016-8.d	AS-18
RINSE 180-173853/9		04/19/2016 08:45	1		AS-18
RINSE 180-173853/10		04/19/2016 09:00	1		AS-18
ZZZZZ		04/19/2016 09:16	1		AS-18
ZZZZZ		04/19/2016 09:31	1		AS-18
ICV 180-173853/13		04/19/2016 09:47	1		AS-18
CCV 180-173853/14		04/19/2016 10:02	1		AS-18
CCB 180-173853/15		04/19/2016 11:17	1		AS-18
ZZZZZ		04/19/2016 11:32	1		AS-18
ZZZZZ		04/19/2016 11:48	1		AS-18
ZZZZZ		04/19/2016 12:06	1		AS-18
ZZZZZ		04/19/2016 12:25	1		AS-18
ZZZZZ		04/19/2016 12:41	1		AS-18
ZZZZZ		04/19/2016 12:56	1		AS-18
ZZZZZ		04/19/2016 14:06	1		AS-18
ZZZZZ		04/19/2016 14:21	1		AS-18
ZZZZZ		04/19/2016 14:37	1		AS-18
ZZZZZ		04/19/2016 14:52	1		AS-18
CCV 180-173853/26		04/19/2016 15:08	1		AS-18
CCB 180-173853/27		04/19/2016 15:24	1		AS-18
ZZZZZ		04/19/2016 15:42	1		AS-18
CCV 180-173853/29		04/19/2016 15:59	1		AS-18
CCB 180-173853/30		04/19/2016 16:16	1		AS-18

300.0

HPLC/IC ANALYSIS RUN LOG

Lab Name: TestAmerica Pittsburgh Job No.: 460-113053-1

SDG No.:

Instrument ID: CHIC2100A Start Date: 05/05/2016 04:45

Analysis Batch Number: 175328 End Date: 05/05/2016 14:38

LAB SAMPLE ID	CLIENT SAMPLE ID	DATE ANALYZED	DILUTION FACTOR	LAB FILE ID	COLUMN ID
ZZZZZ		05/05/2016 04:45	1		AS-18
ICV 180-175328/2		05/05/2016 05:02	1	A-ICS2100 A 05-05-2016-2.d	AS-18
CCV 180-175328/3		05/05/2016 05:49	1	A-ICS2100 A 05-05-2016-3.d	AS-18
CCB 180-175328/4		05/05/2016 06:12	1	A-ICS2100 A 05-05-2016-4.d	AS-18
LCS 180-175328/5		05/05/2016 06:30	1	A-ICS2100 A 05-05-2016-5.d	AS-18
MB 180-175328/6		05/05/2016 06:47	1	A-ICS2100 A 05-05-2016-6.d	AS-18
ZZZZZ		05/05/2016 07:05	1		AS-18
460-113008-E-10 MS		05/05/2016 07:22	1	A-ICS2100 A 05-05-2016-8.d	AS-18
460-113008-E-10 MSD		05/05/2016 07:39	1	A-ICS2100 A 05-05-2016-9.d	AS-18
ZZZZZ		05/05/2016 07:54	5		AS-18
ZZZZZ		05/05/2016 08:10	5		AS-18
ZZZZZ		05/05/2016 08:26	10		AS-18
ZZZZZ		05/05/2016 08:41	5		AS-18
460-113053-1		05/05/2016 08:57	1	A-ICS2100 A 05-05-2016-14.d	AS-18
CCV 180-175328/15		05/05/2016 09:12	1	A-ICS2100 A 05-05-2016-15.d	AS-18
CCB 180-175328/16		05/05/2016 09:28	1	A-ICS2100 A 05-05-2016-16.d	AS-18
ZZZZZ		05/05/2016 09:43	1		AS-18
ZZZZZ		05/05/2016 10:00	1		AS-18
ZZZZZ		05/05/2016 10:18	1		AS-18
ZZZZZ		05/05/2016 10:35	1		AS-18
ZZZZZ		05/05/2016 10:52	1		AS-18
ZZZZZ		05/05/2016 11:10	5		AS-18
ZZZZZ		05/05/2016 11:27	1		AS-18
ZZZZZ		05/05/2016 11:44	1		AS-18
ZZZZZ		05/05/2016 12:02	1		AS-18
ZZZZZ		05/05/2016 12:19	1		AS-18
CCV 180-175328/27		05/05/2016 12:36	1		AS-18
CCB 180-175328/28		05/05/2016 12:54	1		AS-18
ZZZZZ		05/05/2016 13:11	1		AS-18
ZZZZZ		05/05/2016 13:28	1		AS-18
ZZZZZ		05/05/2016 13:46	1		AS-18
ZZZZZ		05/05/2016 14:03	1		AS-18
CCV 180-175328/33		05/05/2016 14:20	1		AS-18
CCB 180-175328/34		05/05/2016 14:38	1		AS-18

300.0

HPLC/IC ANALYSIS RUN LOG

Lab Name: TestAmerica Pittsburgh Job No.: 460-113053-1

SDG No.:

Instrument ID: CHIC2100A Start Date: 05/09/2016 06:58

Analysis Batch Number: 175603 End Date: 05/09/2016 13:37

LAB SAMPLE ID	CLIENT SAMPLE ID	DATE ANALYZED	DILUTION FACTOR	LAB FILE ID	COLUMN ID
ZZZZZ		05/09/2016 06:58	1		AS-18
ICV 180-175603/2		05/09/2016 07:14	1	A-ICS2100 A 05-09-2016-2.d	AS-18
CCV 180-175603/3		05/09/2016 08:00	1	A-ICS2100 A 05-09-2016-3.d	AS-18
CCB 180-175603/4		05/09/2016 08:22	1	A-ICS2100 A 05-09-2016-4.d	AS-18
LCS 180-175603/5		05/09/2016 08:37	1	A-ICS2100 A 05-09-2016-5.d	AS-18
MB 180-175603/6		05/09/2016 08:59	1	A-ICS2100 A 05-09-2016-6.d	AS-18
ZZZZZ		05/09/2016 09:19	1		AS-18
ZZZZZ		05/09/2016 09:35	1		AS-18
ZZZZZ		05/09/2016 09:50	1		AS-18
460-113053-2		05/09/2016 10:13	1	A-ICS2100 A 05-09-2016-10.d	AS-18
460-113053-2 MS		05/09/2016 10:29	1	A-ICS2100 A 05-09-2016-11.d	AS-18
460-113053-2 MSD		05/09/2016 10:44	1	A-ICS2100 A 05-09-2016-12.d	AS-18
ZZZZZ		05/09/2016 11:09	1		AS-18
ZZZZZ		05/09/2016 11:27	1		AS-18
CCV 180-175603/15		05/09/2016 11:44	1	A-ICS2100 A 05-09-2016-15.d	AS-18
CCB 180-175603/16		05/09/2016 12:00	1	A-ICS2100 A 05-09-2016-16.d	AS-18
ZZZZZ		05/09/2016 12:51	5		AS-18
ZZZZZ		05/09/2016 13:06	5		AS-18
CCV 180-175603/19		05/09/2016 13:22	1		AS-18
CCB 180-175603/20		05/09/2016 13:37	1		AS-18

300.0

3-IN
METHOD BLANK
GENERAL CHEMISTRY

Lab Name: TestAmerica Edison Job No.: 460-113053-1

SDG No.:

Method	Lab Sample ID	Analyte	Result	Qual	Units	RL	Dil
Batch ID: 367317 Date: 05/10/2016 16:00							
SM 4500 Cl- B	MB 460-367317/1	Chloride	5.0	U	mg/L	5.0	1
Batch ID: 367520 Date: 05/11/2016 14:00							
SM 4500 Cl- B	MB 460-367520/1	Chloride	5.0	U	mg/L	5.0	1

FORM III-IN

5-IN
MATRIX SPIKE SAMPLE RECOVERY
GENERAL CHEMISTRY

Lab Name: TestAmerica Edison Job No.: 460-113053-1

SDG No.:

Matrix: Water

Method	Lab Sample ID	Analyte	Result	C	Unit	Spike Amount	Pct. Rec.	Limits	RPD	RPD Limit	Q
Batch ID: 367317 Date: 05/10/2016 16:00											
SM 4500 Cl- B	460-113049-F-7 ^4	Chloride	100		mg/L						
SM 4500 Cl- B	460-113049-F-7 MS ^4	Chloride	205.9		mg/L	100	106	90-110			
Batch ID: 367520 Date: 05/11/2016 14:00											
SM 4500 Cl- B	460-113128-C-2 ^4	Chloride	115		mg/L						
SM 4500 Cl- B	460-113128-C-2 MS ^4	Chloride	223.9		mg/L	100	109	90-110			

Calculations are performed before rounding to avoid round-off errors in calculated results.

FORM V-IN

5-IN
MATRIX SPIKE DUPLICATE SAMPLE RECOVERY
GENERAL CHEMISTRY

Lab Name: TestAmerica Edison Job No.: 460-113053-1

SDG No.:

Matrix: Water

Method	Lab Sample ID	Analyte	Result	C	Unit	Spike Amount	Pct. Rec.	Limits	RPD	RPD Limit	Q
Batch ID: 367317 Date: 05/10/2016 16:00											
SM 4500 Cl- B	460-113049-F-7 MSD ^4	Chloride	207.9		mg/L	100	108	90-110	1	10	
Batch ID: 367520 Date: 05/11/2016 14:00											
SM 4500 Cl- B	460-113128-C-2 MSD ^4	Chloride	221.9		mg/L	100	107	90-110	1	10	

Calculations are performed before rounding to avoid round-off errors in calculated results.

FORM V-IN

7A-IN
LCS-CERTIFIED REFERENCE MATERIAL
GENERAL CHEMISTRY

Lab Name: TestAmerica Edison Job No.: 460-113053-1

SDG No.:

Matrix: Water

Method	Lab Sample ID	Analyte	Result	C	Unit	Spike Amount	Pct. Rec.	Limits	RPD	RPD Limit	Q
Batch ID: 367317	Date: 05/10/2016 16:00										
						LCS Source: WTchlLCS_00061					
SM 4500 Cl- B	LCSSRM 460-367317/2 ^2	Chloride	95.98		mg/L	96.1	99.9	90.9-109.3			
Batch ID: 367520	Date: 05/11/2016 14:00										
						LCS Source: WTchlLCS_00061					
SM 4500 Cl- B	LCSSRM 460-367520/2 ^2	Chloride	94.98		mg/L	96.1	98.8	90.9-109.3			

Calculations are performed before rounding to avoid round-off errors in calculated results.

FORM VIIA-IN

9-IN
DETECTION LIMITS
GENERAL CHEMISTRY

Lab Name: TestAmerica Edison Job Number: 460-113053-1

SDG Number:

Matrix: Water Instrument ID: NOEQUIP

Method: SM 4500 Cl- B MDL Date: 03/02/2015 07:40

Analyte	Wavelength/ Mass	RL (mg/L)	MDL (mg/L)
Chloride		5	0.84

9-IN
CALIBRATION BLANK DETECTION LIMITS
GENERAL CHEMISTRY

Lab Name: TestAmerica Edison Job Number: 460-113053-1

SDG Number:

Matrix: Water Instrument ID: NOEQUIP

Method: SM 4500 Cl- B XMDL Date: 03/02/2015 07:41

Analyte	Wavelength/ Mass	XRL (mg/L)	XMDL (mg/L)
Chloride		5	0.84

13-IN
ANALYSIS RUN LOG
GENERAL CHEMISTRY

Lab Name: TestAmerica Edison Job No.: 460-113053-1

SDG No.:

Instrument ID: NOEQUIP Method: SM 4500 Cl- B

Start Date: 05/10/2016 16:00 End Date: 05/10/2016 16:00

Lab Sample ID	D/F	Type	Time	Analytes																			
				CL-																			
MB 460-367317/1	1	T	16:00	X																			
LCSSRM 460-367317/2 ^2	2	T	16:00	X																			
ZZZZZZ			16:00																				
460-113049-F-7 MS ^4	4	T	16:00	X																			
460-113049-F-7 MSD ^4	4	T	16:00	X																			
ZZZZZZ			16:00																				
ZZZZZZ			16:00																				
ZZZZZZ			16:00																				
ZZZZZZ			16:00																				
ZZZZZZ			16:00																				
ZZZZZZ			16:00																				
ZZZZZZ			16:00																				
ZZZZZZ			16:00																				
ZZZZZZ			16:00																				
ZZZZZZ			16:00																				
ZZZZZZ			16:00																				
ZZZZZZ			16:00																				
ZZZZZZ			16:00																				
ZZZZZZ			16:00																				
460-113053-1	1	T	16:00	X																			

Prep Types
T = Total/NA

13-IN
ANALYSIS RUN LOG
GENERAL CHEMISTRY

Lab Name: TestAmerica Edison Job No.: 460-113053-1

SDG No.:

Instrument ID: NOEQUIP Method: SM 4500 Cl- B

Start Date: 05/11/2016 14:00 End Date: 05/11/2016 14:00

Lab Sample ID	D/F	Type	Time	Analytes																			
				CL-																			
MB 460-367520/1	1	T	14:00	X																			
LCSSRM 460-367520/2 ^2	2	T	14:00	X																			
ZZZZZZ			14:00																				
460-113128-C-2 MS ^4	4	T	14:00	X																			
460-113128-C-2 MSD ^4	4	T	14:00	X																			
ZZZZZZ			14:00																				
ZZZZZZ			14:00																				
ZZZZZZ			14:00																				
460-113053-2	1	T	14:00	X																			

Prep Types
T = Total/NA

PROJECT CHLORIDE (4500 CL-B)

BATCH	JOB	SAMPLE	MATRIX	SAMPLE AMOUNT	$AgNO_3$ (ml)	RESULT (mg/L)	SPIKE	% REC	pH 7-10	* INTERFERENCE
		MB		100 mL	0.5	ND			yes	No
		LCS		50	10.1	96.0	96.1	99.92	Y	N
367317	113049	113049-7	AQ	100	☆	—			Y	N
		113049-7		25	5.5	100			Y	N
		113049-7 MS		25	10.8	206	100	106%	Y	N
		113049-7 MSD		25	10.9	208	100	108%	Y	N
		113049-1		100	0.8	ND			Y	N
		113049-6		100	4.7	21.0			Y	N
		113049-8		100	0.8	ND			Y	N
		113049-9		100	7.3	34.0			Y	N
		113049-10		100	3.0	12.5			Y	N
		113049-11		100	14.5	70.0			Y	N
		113049-12		100	12.8	61.5			Y	N
		113049-13		100	4.2	18.5			Y	N
		113049-14		100	1.9	7.0			Y	N
		113049-15		100	4.5	20.0			Y	N
		113049-17		100	0.8	ND			Y	N
		113049-18		100	☆	—			Y	N
		113049-18		50	13.0	125			Y	N
		113049-19		100	10.2	48.5			Y	N
		113049-20		100	7.7	36.0			Y	N
		113049-21		100	7.0	32.5			Y	N
	113053	113053-1		100	15.9	77.0			Y	N

* Sulfide, Sulfite, Thiosulfate
☆ Large volume of $AgNO_3$ consumed, no endpoint reached.

		Exp.
# B-0131-16:	0.0141 N $AgNO_3$	(11/04/16)
# B-0140-16:	K_2CrO_4 Color Indicator	(09/15/16)

Signed: [illegible]
Date: 05/10/16
Read and Understood By
Signed
Date: 05/13/2016
Continued on Page

TestAmerica

THE LEADER IN ENVIRONMENTAL TESTING

Sample Dilution Log
Wet Chemistry

Method No.: 4500-CL-B

Analyst: HV

Prep Batch:

Analysis Date: 05/10/16

Analytical Batch: 367277

Job/Sample Number	Dilution Factor	Sample Volume (ml)	Final Volume (ml)	Diluent
113049-7g	4	25	100	DI H2O
113049-7g MS	4	25	100	
113049-7g MSD	4	25	100	
113049-10g	2	50	100	

EDS-WI-101, Rev 0
05/24/11

PROJECT CHLORIDE (4500 CL-B)

BATCH	JOB	SAMPLE	MATRIX	SAMPLE AMOUNT	$AgNO_3$ (mL)	RESULT (mg/L)	SPIKE	% REC	pH 7-10	* INTERFERENCES
		MB		100 mL	0.5	ND			Yes	No
		LCS		50	10.0	95.0	96.1	98.9%	Y	N
367520	113120	113120-2C	Aq	100	☆	—			Y	N
		113120-2C		50	12.0	115			Y	N
		113120-2C MS		25	11.7	224	100	109%	Y	N
		113120-2C MSD		25	11.6	222	100	107%	Y	N
		113120-1C		100	☆	—			Y	N
		113120-1C		25	13.7	264			Y	N
		113120-3C		100	☆	—			Y	N
		113120-3C		20	14.0	337			Y	N
		113120-4C		100	☆	—			Y	N
		113120-4C		50	12.0	123			Y	N
	113053	113053-2g		100	4.5	20.0			Y	N

* Sulfide, Sulfite, Thiosulfate
☆ Large volume of $AgNO_3$ consumed, no endpoint reached.

Exp.
B-0131-16: 0.0141 N $AgNO_3$ (11/04/16)
B-0140-16: K_2CrO_4 color indicator (09/15/16)

Signed: [illegible]
Date: 05/11/16

Read and Understood By
Signed
Date

Continued on Page

Notebook No.
Continued from Page

TestAmerica

THE LEADER IN ENVIRONMENTAL TESTING

Sample Dilution Log
Wet Chemistry

Method No.: 4500-CL-B

Analyst: HV

Prep Batch:

Analysis Date: 05/11/16

Analytical Batch: 367520

Job/Sample Number	Dilution Factor	Sample Volume (ml)	Final Volume (ml)	Diluent
113128-2C	2	50	100	DI H2O
113128-2C MS	4	25	100	
113128-2C MSD	4	25	100	
113128-1C	4	25	100	
113128-3C	5	20	100	
113128-4C	2	50	100	

EDS-WI-101, Rev 0
05/24/11

GENERAL CHEMISTRY BATCH WORKSHEET

Lab Name: TestAmerica Edison Job No.: 460-113053-1

SDG No.:

Batch Number: 367317 Batch Start Date: 05/10/16 16:00 Batch Analyst: Vu, Huan

Batch Method: SM 4500 Cl- B Batch End Date: 05/10/16 18:45

Lab Sample ID	Client Sample ID	Method Chain	Basis	FinalAmount	WTchlLCS 00061	WTchlSP1 00021	AnalysisComment		
MB 460-367317/1		SM 4500 Cl- B		100 mL			B-0131-16 : 0.0141 N AgNO3 exp;11/04/16		
LCSSRM 460-367317/2 ^2		SM 4500 Cl- B		100 mL	50 mL		B-0140-16 : K2CrO4 exp;09/15/16		
460-113049-F-7 MS ^4		SM 4500 Cl- B	T	100 mL		2.5 mL			
460-113049-F-7 MSD ^4		SM 4500 Cl- B	T	100 mL		2.5 mL			
460-113053-F-1	MW-33MI-XX	SM 4500 Cl- B	T	100 mL					

Batch Notes	

Basis	Basis Description
T	Total/NA

The pound sign (#) in the amount added field denotes that the reagent was used undiluted. All calculations are performed using the stated concentration for this reagent.

GENERAL CHEMISTRY BATCH WORKSHEET

Lab Name: TestAmerica Edison Job No.: 460-113053-1

SDG No.:

Batch Number: 367520 Batch Start Date: 05/11/16 14:00 Batch Analyst: Vu, Huan

Batch Method: SM 4500 Cl- B Batch End Date: 05/11/16 15:34

Lab Sample ID	Client Sample ID	Method Chain	Basis	FinalAmount	WTchlLCS 00061	WTchlSP1 00021	AnalysisComment		
MB 460-367520/1		SM 4500 Cl- B		100 mL			B-0131-16 : 0.0141 N AgNO3 exp:11/04/16		
LCSSRM 460-367520/2 ^2		SM 4500 Cl- B		100 mL	50 mL		B-0140-16 : K2CrO4 exp;09/15/16		
460-113128-C-2 MS ^4		SM 4500 Cl- B	T	100 mL		2.5 mL			
460-113128-C-2 MSD ^4		SM 4500 Cl- B	T	100 mL		2.5 mL			
460-113053-F-2	MW-33GL-XX	SM 4500 Cl- B	T	100 mL					

Batch Notes	

Basis	Basis Description
T	Total/NA

The pound sign (#) in the amount added field denotes that the reagent was used undiluted. All calculations are performed using the stated concentration for this reagent.

DATA USABILITY SUMMARY REPORT
GROUNDWATER MONITORING
PROJECT: LMC GREAT NECK
NEW YORK
DATE SAMPLES COLLECTED: JULY 7 - 8, 2016

LAB REPORT No. 460-116748-1

1.0 INTRODUCTION

Twenty-five aqueous samples including two equipment blanks and two trip blanks were collected by Tetra Tech, Inc., at the Lockheed Martin Great Neck site on July 7 - 8, 2016. The samples were sent to TestAmerica Laboratories, Inc., in Edison, New Jersey. All analyses were conducted in accordance with USEPA Contract Laboratory Program (CLP) OLM04.2 Method Volatile Organic Compound (VOC) Low Level (LL), SW846 8260C SIM, EPA Method 300.0, and Standard Methods 4500 Cl-B analytical and reporting protocols.

The data package deliverables provided by the laboratory included a Category B deliverable as outlined in the New York State Department of Environmental Conservation (NYSDEC) Analytical Services Protocols.

Data validation was performed on the aforementioned samples in accordance with EPA Region II data validation guidelines. However, the data validation review requirements were applied such that specifications of the methods took precedence over the specifications of the outlined in the USEPA Region II Standard Operating Procedures (SOPs) Low/Medium Volatile Data Validation, HW-33 Revision 3 (March 2013). Likewise, in the instances when method requirements were not defined, Region II guidelines were applied.

The Data Usability Summary Report (DUSR) was prepared after the process of data validation was completed and summarizes the overall data quality and usability in accordance with the NYSDEC Technical Guidance for Site Investigation and Remediation (NYSDEC 2010).

The DUSR review is based on the following parameters:

- * Data completeness
- * Hold times/Sample Preservation
- * GC/MS System Tuning and Performance
- Initial/continuing calibrations
- * Laboratory Method and Trip Blank Results
- * Surrogate Spike Recoveries
- * Internal Standard Results
- * Laboratory Control Sample/Laboratory Control Spike Duplicate Results
- * Matrix Spike/Matrix Spike Duplicate Results
- * Compound Identification/Quantitation
- * Tentatively Identified Compounds Results
- * Detection Limits

The symbol (*) indicates that all quality control criteria were met for this parameter.

This report was prepared to provide a critical review of the laboratory analysis and reported chemical results. Overall, the data quality is acceptable. The results of the Quality Assurance Review are presented in Section 3.0. Summary tables are provided. Appendices A, B, and C are provided so that the data user can review the qualified analytical results, results reported by the laboratory, and the supporting documentation associated with data findings and data quality.

2.0 SAMPLES INCLUDED IN REVIEW

Lab Report No. 460-116748-1

Sample ID	Lab ID	Date Collected	Test Requested
IW-N13221-XX	460-116748-2	7/7/2016	VOCs, Misc
IW-N13266-XX	460-116748-3	7/7/2016	VOCs, Misc
IW-N13889-XX	460-116748-4	7/7/2016	VOCs, Misc
IW-N2169-XX	460-116748-1	7/7/2016	Select VOCs
MW-17GL-XX	460-116748-16	7/7/2016	VOCs, Misc
MW-17ML-XX	460-116748-23	7/8/2016	VOCs, Misc
MW-18GL-XX	460-116748-17	7/7/2016	VOCs, Misc
MW-18ML-XX	460-116748-18	7/7/2016	VOCs, Misc
MW-1GL-XX	460-116748-13	7/7/2016	VOCs, Misc
MW-1MI-XX	460-116748-14	7/7/2016	VOCs, Misc
MW-1MI/L-XX	460-116748-15	7/7/2016	VOCs, Misc
MW-1ML-XX	460-116748-22	7/8/2016	VOCs, Misc
MW-22GL-XX	460-116748-8	7/8/2016	VOCs, Misc
MW-22ML-XX	460-116748-7	7/8/2016	VOCs, Misc
MW-39MI-XX	460-116748-19	7/7/2016	VOCs, Misc
MW-39ML-XX	460-116748-26	7/8/2016	VOCs, Misc
MW-39MU-XX	460-116748-20	7/7/2016	VOCs, Misc
MW-51MI-XX	460-116748-24	7/8/2016	Select VOCs
MW-8GL-XX	460-116748-10	7/8/2016	VOCs, Misc
MW-8GU-XX	460-116748-9	7/8/2016	VOCs, Misc
MW-8ML-XX	460-116748-21	7/8/2016	VOCs, Misc
QC-EB070716	460-116748-12	7/7/2016	VOCs, Misc
QC-EB070816	460-116748-6	7/8/2016	VOCs, Misc
QC-TB070716	460-116748-11	7/7/2016	VOCs, Misc
QC-TB070816	460-116748-5	7/8/2016	VOCs, Misc

Legend:

VOCs = CLP Low Level (LL) Volatile Organic Compounds in accordance with OLM04.2 Method and SW846 8260C SIM.
Select VOCs = 1,1,2-Trichlorotrifluoroethane (Freon 113), cis-1,2-Dichlorothene, Trichloroethene, and Tetrachloroethene Low Level (LL) Volatile Organic Compounds in accordance with OLM04.2 Method.
Misc = Bromide and Chlorine in accordance with EPA Method 300.0 and Standard Methods 4500 Cl-B, respectively.

3.0 RESULTS

3.1 DATA COMPLETENESS

With regard to the data package deliverables, the contents of the data package were complete and contained all necessary summary forms and raw instrument data.

Samples QC-TB070816 and QC-TB070716 were analyzed for 1,4-dioxane as per the client. This analysis was not originally requested on the sample Chain of Custody (COC) form.

The requested analyses for sample MW-51MI-XX were modified by the client to analyze for only the volatile compounds trichloroethene, tetrachloroethene, cis-1,2-dichloroethene, and 1,1,2-trichlorotrifluoroethane (Freon 113). The 1,4-dioxane, bromide, and chloride analyses were canceled by the client.

3.2 QUALITY CONTROL PARAMETERS

Hold Times/Sample Preservation: Technical hold times and preservation were assessed by comparing the sample dates and preservation code on the sample COC with that of the analysis dates.

- All project samples were properly preserved and analyzed within the required hold time for all analyses.

GC/MS Performance Check (Tuning) Summary: Gas chromatograph/mass spectrometer (GC/MS) instrument tuning and performance checks are performed to ensure the instrument's ability to provide appropriate mass-resolution, identification and sensitivity.

- The BFB tuning compound mass-ion abundance criteria for the LL VOC analyses were reported within control limits.

Initial and Continuing Calibration Results: Control limits for initial and continuing instrument calibrations are established to ensure that the instrument is capable of producing accurate quantitative data. The following issues were noted:

- The initial calibration performed on 07/07/2016 had a Percent Relative Standard Deviation (%RSD) which exceeded the 40% quality control limit (for compounds exhibiting poor response) for acetone. All samples were affected. Only non-detected results were reported for acetone in the affected samples and these non-detects were qualified as estimated, (UJ).

- The continuing calibration performed on 07/12/2016 @ 23:32 had Percent Differences (%Ds) which exceeded the 40% method quality control limit for vinyl chloride and bromomethane. All samples were affected with the exception of samples MW-17ML-XX, MW-1ML-XX, MW-39ML-XX, and MW-8ML-XX. The non-detected results reported for these compounds in the affected samples were qualified as estimated, (UJ).

- The continuing calibration performed on 07/17/2016 @ 10:15 had a %D for 1,4-dioxane which exceeded the SW 846 8260C 20% quality control limit. All samples except MW-17ML-XX, MW-1ML-XX, MW-39ML-XX, and MW-8ML-XX were affected. The detected and non-detected results reported for 1,4-dioxane in the affected samples were qualified as estimated, (J) and (UJ), respectively.

- All initial and continuing calibration response factors were within the quality control limits.

Laboratory Method and Trip Blank Contamination:

- The common laboratory contaminant, methylene chloride, was detected in the trip blanks. No validation action was necessary because this compound was not detected in the environmental samples.

- No other target compound contaminants were detected in the laboratory method blanks associated with the reviewed parameters in this data set.

System Monitoring Compound (Surrogate) Recoveries:

- All surrogate recoveries fell within control limits for the project samples received for LL VOC reviewed.

Internal Standards Area Performance:

- The internal standard area counts and retention times fell within control limits for the project samples received and reviewed.

Laboratory Control Spike/Laboratory Control Spike Duplicate (LCS/LCSD) Results:

- The Relative Percent Difference (RPD) for acetone exceeded the 30% quality control limit in preparation batch #460-378703. No validation action was taken because the LCS/LCSD %Rs were acceptable.

- The remaining LCS/LCSD target compound Percent Recoveries (%Rs) and RPDs were acceptable for the parameters reviewed.

Matrix Spike/Matrix Spike Duplicate Samples (MS/MSD) Results:

- All the target compounds were within the quality control limits for the MS/MSD analyses.

Target Compound Identification and Quantitation: The laboratory calculations are verified and compound identifications are reviewed and assessed by the data reviewer.

- The GC/MS raw data (quantitation reports and chromatograms) were provided for review. No laboratory calculation errors were noted for the sample selected for verification during data validation.

Tentatively Identified Compounds (TIC) Results:

- 1,2-Dichloro-1,1,2-trifluoroethane was detected as a TIC in sample MW-17GL-XX. The TIC was qualified as presumptively present, (NJ). No TICs were detected in the remaining samples.

Detection Limits: Non-detected results were reported to the Method Detection Limit (MDL). Some samples were analyzed at a dilution for bromide and chloride.

4.0 CONCLUSIONS

Overall, based on the outcome of data validation and as summarized in the DUSR, the data quality is acceptable with the qualifiers noted in this report.

Tetra Tech, Inc.
Michelle L. Allen
Chemist/Data Validator

Tetra Tech, Inc.
Joseph A. Samchuck
Data Validation Manager

August 23, 2016

Attachments:

Appendix A – Qualified Analytical Results
Appendix B – Results as Reported by the Laboratory
Appendix C – Support Documentation

Data Qualifier Definitions

The following definitions provide brief explanations of the validation qualifiers assigned to results in the data review process.

U	The analyte was analyzed for, but was not detected at a level greater than or equal to the level of the adjusted method detection limit for sample and method.
J	The analyte was positively identified and the associated numerical value is the approximate concentration of the analyte in the sample (due either to the quality of the data generated because certain quality control criteria were not met, or the concentration of the analyte was below the reporting limit).
J+	The result is an estimated quantity, but the result may be biased high.
J-	The result is an estimated quantity, but the result may be biased low.
UJ	The analyte was analyzed for, but was not detected. The reported detection limit is approximate and may be inaccurate or imprecise.
R	The sample result (detected) is unusable due to the quality of the data generated because certain criteria were not met. The analyte may or may not be present in the sample.
UR	The sample result (nondetected) is unusable due to the quality of the data generated because certain criteria were not met. The analyte may or may not be present in the sample.

Appendix A

Qualified Analytical Results

Qualifier Codes:

A = Lab Blank Contamination
B = Field Blank Contamination
C = Calibration Noncompliance (i.e., % RSDs, %Ds, ICVs, CCVs, RRFs, etc.)
C01 = GC/MS Tuning Noncompliance
D = MS/MSD Recovery Noncompliance
E = LCS/LCSD Recovery Noncompliance
F = Lab Duplicate Imprecision
G = Field Duplicate Imprecision
H = Holding Time Exceedance
I = ICP Serial Dilution Noncompliance
J = ICP PDS Recovery Noncompliance; MSA's r < 0.995
K = ICP Interference - includes ICS % R Noncompliance
L = Instrument Calibration Range Exceedance
M = Sample Preservation Noncompliance
N = Internal Standard Noncompliance
N01 = Internal Standard Recovery Noncompliance Dioxins
N02 = Recovery Standard Noncompliance Dioxins
N03 = Clean-up Standard Noncompliance Dioxins
O = Poor Instrument Performance (i.e., base-time drifting)
P = Uncertainty near detection limit (< 2 x IDL for inorganics and <CRQL for organics)
Q = Other problems (can encompass a number of issues; i.e.chromatography,interferences, etc.)
R = Surrogates Recovery Noncompliance
S = Pesticide/PCB Resolution
T = % Breakdown Noncompliance for DDT and Endrin
U = RPD between columns/detectors >40% for positive results determined via GC/HPLC
V = Non-linear calibrations; correlation coefficient r < 0.995
W = EMPC result
X = Signal to noise response drop
Y = Percent solids <30%
Z = Uncertainty at 2 standard deviations is greater than sample activity
Z1 = Tentatively Identified Compound considered presumptively present
Z2 = Tentatively Identified Compound column bleed
Z3 = Tentatively Identified Compound aldol condensate
Z4 = Sample activity is less than the at uncertainty at 3 standard deviations and greater than the MDC
Z5 = Sample activity is less than the at uncertainty at 3 standard deviations and less than the MDC

PROJ_NO: 07793	NSAMPLE	IW-N13221-XX			IW-N13266-XX			IW-N13889-XX			MW-17GL-XX		
SDG: 460-116748-1	LAB_ID	460-116748-2			460-116748-3			460-116748-4			460-116748-16		
FRACTION: OV	SAMP_DATE	7/7/2016			7/7/2016			7/7/2016			7/7/2016		
MEDIA: WATER	QC_TYPE	NM			NM			NM			NM		
	UNITS	UG/L			UG/L			UG/L			UG/L		
	PCT_SOLIDS	0.0			0.0			0.0			0.0		
	DUP_OF												
PARAMETER		RESULT	VQL	QLCD	RESULT	VQL	QLCD	RESULT	VQL	QLCD	RESULT	VQL	QLCD
1,4-DIOXANE		0.11	UJ	C	0.11	UJ	C	0.78	J	C	1.2	J	C

PROJ_NO: 07793	NSAMPLE	MW-17ML-XX			MW-18GL-XX			MW-18ML-XX			MW-1GL-XX		
SDG: 460-116748-1	LAB_ID	460-116748-23			460-116748-17			460-116748-18			460-116748-13		
FRACTION: OV	SAMP_DATE	7/8/2016			7/7/2016			7/7/2016			7/7/2016		
MEDIA: WATER	QC_TYPE	NM			NM			NM			NM		
	UNITS	UG/L			UG/L			UG/L			UG/L		
	PCT_SOLIDS	0.0			0.0			0.0			0.0		
	DUP_OF												
PARAMETER		RESULT	VQL	QLCD	RESULT	VQL	QLCD	RESULT	VQL	QLCD	RESULT	VQL	QLCD
1,4-DIOXANE		0.74			0.11	UJ	C	0.66	J	C	0.47	J	C

PROJ_NO: 07793	NSAMPLE	MW-1MI/L-XX			MW-1MI-XX			MW-1ML-XX			MW-22GL-XX		
SDG: 460-116748-1	LAB_ID	460-116748-15			460-116748-14			460-116748-22			460-116748-8		
FRACTION: OV	SAMP_DATE	7/7/2016			7/7/2016			7/8/2016			7/8/2016		
MEDIA: WATER	QC_TYPE	NM			NM			NM			NM		
	UNITS	UG/L			UG/L			UG/L			UG/L		
	PCT_SOLIDS	0.0			0.0			0.0			0.0		
	DUP_OF												
PARAMETER		RESULT	VQL	QLCD	RESULT	VQL	QLCD	RESULT	VQL	QLCD	RESULT	VQL	QLCD
1,4-DIOXANE		0.6	J	C	1.2	J	C	0.11	U		0.98	J	C

PROJ_NO: 07793	NSAMPLE	MW-22ML-XX			MW-39MI-XX			MW-39ML-XX			MW-39MU-XX		
SDG: 460-116748-1	LAB_ID	460-116748-7			460-116748-19			460-116748-26			460-116748-20		
FRACTION: OV	SAMP_DATE	7/8/2016			7/7/2016			7/8/2016			7/7/2016		
MEDIA: WATER	QC_TYPE	NM			NM			NM			NM		
	UNITS	UG/L			UG/L			UG/L			UG/L		
	PCT_SOLIDS	0.0			0.0			0.0			0.0		
	DUP_OF												
PARAMETER		RESULT	VQL	QLCD	RESULT	VQL	QLCD	RESULT	VQL	QLCD	RESULT	VQL	QLCD
1,4-DIOXANE		1.3	J	C	1.2	J	C	1.3			1.1	J	C

PROJ_NO: 07793	NSAMPLE	MW-8GL-XX			MW-8GU-XX			MW-8ML-XX			QC-EB070716		
SDG: 460-116748-1	LAB_ID	460-116748-10			460-116748-9			460-116748-21			460-116748-12		
FRACTION: OV	SAMP_DATE	7/8/2016			7/8/2016			7/8/2016			7/7/2016		
MEDIA: WATER	QC_TYPE	NM			NM			NM			EB		
	UNITS	UG/L			UG/L			UG/L			UG/L		
	PCT_SOLIDS	0.0			0.0			0.0			0.0		
	DUP_OF												
PARAMETER		RESULT	VQL	QLCD	RESULT	VQL	QLCD	RESULT	VQL	QLCD	RESULT	VQL	QLCD
1,4-DIOXANE		0.98	J	C	0.11	UJ	C	1.1		C	0.11	UJ	C

PROJ_NO: 07793	NSAMPLE	QC-EB070816			QC-TB070716			QC-TB070816		
SDG: 460-116748-1	LAB_ID	460-116748-6			460-116748-11			460-116748-5		
FRACTION: OV	SAMP_DATE	7/8/2016			7/7/2016			7/8/2016		
MEDIA: WATER	QC_TYPE	EB			TB			TB		
	UNITS	UG/L			UG/L			UG/L		
	PCT_SOLIDS	0.0			0.0			0.0		
	DUP_OF									
PARAMETER		RESULT	VQL	QLCD	RESULT	VQL	QLCD	RESULT	VQL	QLCD
1,4-DIOXANE		0.11	UJ	C	0.11	UJ	C	0.11	UJ	C

PROJ_NO: 07793	NSAMPLE	IW-N13221-XX			IW-N13266-XX			IW-N13889-XX			IW-N2169-XX		
SDG: 460-116748-1	LAB_ID	460-116748-2			460-116748-3			460-116748-4			460-116748-1		
FRACTION: OVCLP	SAMP_DATE	7/7/2016			7/7/2016			7/7/2016			7/7/2016		
MEDIA: WATER	QC_TYPE	NM			NM			NM			NM		
	UNITS	UG/L			UG/L			UG/L			UG/L		
	PCT_SOLIDS	0.0			0.0			0.0			0.0		
	DUP_OF												
PARAMETER		RESULT	VQL	QLCD	RESULT	VQL	QLCD	RESULT	VQL	QLCD	RESULT	VQL	QLCD
1,1,1-TRICHLOROETHANE		0.1	U		0.1	U		0.1	U				
1,1,2,2-TETRACHLOROETHANE		0.1	U		0.1	U		0.1	U				
1,1,2-TRICHLOROETHANE		0.1	U		0.1	U		0.1	U				
1,1,2-TRICHLOROTRIFLUOROETHANE		0.84	J	P	0.44	J	P	2			0.1	U	
1,1-DICHLORO-2,2,2-TRIFLUOROETHANE		0.1	U		0.1	U		0.1	U				
1,1-DICHLOROETHANE		0.1	U		0.1	U		0.1	U				
1,1-DICHLOROETHENE		0.1	U		0.1	U		0.1	U				
1,1-DIFLUOROETHANE		0.1	U		0.1	U		0.1	U				
1,2,4-TRICHLOROBENZENE		0.1	U		0.1	U		0.1	U				
1,2-DIBROMO-3-CHLOROPROPANE		0.1	U		0.1	U		0.1	U				
1,2-DIBROMOETHANE		0.1	U		0.1	U		0.1	U				
1,2-DICHLOROBENZENE		0.1	U		0.1	U		0.1	U				
1,2-DICHLOROETHANE		0.1	U		0.1	U		0.1	U				
1,2-DICHLOROPROPANE		0.1	U		0.1	U		0.1	U				
1,3-DICHLOROBENZENE		0.1	U		0.1	U		0.1	U				
1,4-DICHLOROBENZENE		0.1	U		0.1	U		0.1	U				
2-BUTANONE		0.1	U		0.1	U		0.1	U				
2-HEXANONE		0.1	U		0.1	U		0.1	U				
4-METHYL-2-PENTANONE		0.1	U		0.1	U		0.1	U				
ACETONE		0.1	UJ	C	0.1	UJ	C	0.1	UJ	C			
BENZENE		0.1	U		0.1	U		0.1	U				
BROMODICHLOROMETHANE		0.1	U		0.1	U		0.1	U				
BROMOFORM		0.1	U		0.1	U		0.1	U				
BROMOMETHANE		0.1	UJ	C	0.1	UJ	C	0.1	UJ	C			
CARBON DISULFIDE		0.1	U		0.1	U		0.1	U				
CARBON TETRACHLORIDE		0.1	U		0.1	U		0.1	U				
CHLOROBENZENE		0.1	U		0.1	U		0.1	U				
CHLORODIBROMOMETHANE		0.1	U		0.1	U		0.1	U				
CHLORODIFLUOROMETHANE		0.1	U		0.1	U		0.1	U				
CHLOROETHANE		0.1	U		0.1	U		0.1	U				
CHLOROFORM		0.46	J	P	0.29	J	P	0.31	J	P			
CHLOROMETHANE		0.1	U		0.1	U		0.1	U				
CIS-1,2-DICHLOROETHENE		16			6			32			0.1	U	
CIS-1,3-DICHLOROPROPENE		0.1	U		0.1	U		0.1	U				
CYCLOHEXANE		0.1	U		0.1	U		0.1	U				

PROJ_NO: 07793	NSAMPLE	MW-17GL-XX			MW-17ML-XX			MW-18GL-XX			MW-18ML-XX		
SDG: 460-116748-1	LAB_ID	460-116748-16			460-116748-23			460-116748-17			460-116748-18		
FRACTION: OVCLP	SAMP_DATE	7/7/2016			7/8/2016			7/7/2016			7/7/2016		
MEDIA: WATER	QC_TYPE	NM			NM			NM			NM		
	UNITS	UG/L			UG/L			UG/L			UG/L		
	PCT_SOLIDS	0.0			0.0			0.0			0.0		
	DUP_OF												
PARAMETER		RESULT	VQL	QLCD	RESULT	VQL	QLCD	RESULT	VQL	QLCD	RESULT	VQL	QLCD
1,1,1-TRICHLOROETHANE		0.1	U		0.1	U		0.1	U		0.1	U	
1,1,2,2-TETRACHLOROETHANE		0.1	U		0.1	U		0.1	U		0.1	U	
1,1,2-TRICHLOROETHANE		0.1	U		0.1	U		0.1	U		0.1	U	
1,1,2-TRICHLOROTRIFLUOROETHANE		0.1	U		0.81	J	P	0.1	U		2		
1,1-DICHLORO-2,2,2-TRIFLUOROETHANE		0.1	U		0.1	U		0.1	U		0.1	U	
1,1-DICHLOROETHANE		0.1	U		0.1	U		0.1	U		0.1	U	
1,1-DICHLOROETHENE		0.1	U		0.1	U		0.1	U		0.1	U	
1,1-DIFLUOROETHANE		0.1	U		0.1	U		0.1	U		0.1	U	
1,2,4-TRICHLOROBENZENE		0.1	U		0.1	U		0.1	U		0.1	U	
1,2-DIBROMO-3-CHLOROPROPANE		0.1	U		0.1	U		0.1	U		0.1	U	
1,2-DIBROMOETHANE		0.1	U		0.1	U		0.1	U		0.1	U	
1,2-DICHLOROBENZENE		0.1	U		0.1	U		0.1	U		0.1	U	
1,2-DICHLOROETHANE		0.1	U		0.1	U		0.1	U		0.1	U	
1,2-DICHLOROPROPANE		0.1	U		0.1	U		0.1	U		0.1	U	
1,3-DICHLOROBENZENE		0.1	U		0.1	U		0.1	U		0.1	U	
1,4-DICHLOROBENZENE		0.1	U		0.1	U		0.1	U		0.1	U	
2-BUTANONE		0.1	U		0.1	U		0.1	U		0.1	U	
2-HEXANONE		0.1	U		0.1	U		0.1	U		0.1	U	
4-METHYL-2-PENTANONE		0.1	U		0.1	U		0.1	U		0.1	U	
ACETONE		0.1	UJ	C	0.1	UJ	C	0.1	UJ	C	0.1	UJ	C
BENZENE		0.1	U		0.1	U		0.1	U		0.1	U	
BROMODICHLOROMETHANE		0.1	U		0.1	U		0.1	U		0.1	U	
BROMOFORM		0.1	U		0.1	U		0.1	U		0.1	U	
BROMOMETHANE		0.1	UJ	C	0.1	U		0.1	UJ	C	0.1	UJ	C
CARBON DISULFIDE		0.1	U		0.1	U		0.1	U		0.1	U	
CARBON TETRACHLORIDE		0.1	U		0.1	U		0.1	U		0.1	U	
CHLOROBENZENE		0.1	U		0.1	U		0.1	U		0.1	U	
CHLORODIBROMOMETHANE		0.1	U		0.1	U		0.1	U		0.1	U	
CHLORODIFLUOROMETHANE		1.9		P	0.1	U		5.2			2.6		
CHLOROETHANE		0.1	U		0.1	U		0.1	U		0.1	U	
CHLOROFORM		0.1	U		0.1	U		2.1			0.11	J	P
CHLOROMETHANE		0.1	U		0.1	U		0.1	U		0.1	U	
CIS-1,2-DICHLOROETHENE		5.4		P	15			5.8			41		
CIS-1,3-DICHLOROPROPENE		0.1	U		0.1	U		0.1	U		0.1	U	
CYCLOHEXANE		0.1	U		0.1	U		0.1	U		0.1	U	

PROJ_NO: 07793	NSAMPLE	MW-1GL-XX			MW-1MI/L-XX			MW-1MI-XX			MW-1ML-XX		
SDG: 460-116748-1	LAB_ID	460-116748-13			460-116748-15			460-116748-14			460-116748-22		
FRACTION: OVCLP	SAMP_DATE	7/7/2016			7/7/2016			7/7/2016			7/8/2016		
MEDIA: WATER	QC_TYPE	NM			NM			NM			NM		
	UNITS	UG/L			UG/L			UG/L			UG/L		
	PCT_SOLIDS	0.0			0.0			0.0			0.0		
	DUP_OF												
PARAMETER		RESULT	VQL	QLCD	RESULT	VQL	QLCD	RESULT	VQL	QLCD	RESULT	VQL	QLCD
1,1,1-TRICHLOROETHANE		0.1	U		0.1	U		0.1	U		0.1	U	
1,1,2,2-TETRACHLOROETHANE		0.1	U		0.1	U		0.1	U		0.1	U	
1,1,2-TRICHLOROETHANE		0.1	U		0.1	U		0.1	U		0.1	U	
1,1,2-TRICHLOROTRIFLUOROETHANE		0.1	U		2.6			5.1			5		
1,1-DICHLORO-2,2,2-TRIFLUOROETHANE		0.1	U		0.1	U		0.1	U		0.1	U	
1,1-DICHLOROETHANE		0.1	U		0.1	U		0.1	U		0.1	U	
1,1-DICHLOROETHENE		0.1	U		0.17	J	P	1.1			0.44	J	P
1,1-DIFLUOROETHANE		0.1	U		0.1	U		0.1	U		0.1	U	
1,2,4-TRICHLOROBENZENE		0.1	U		0.1	U		0.1	U		0.1	U	
1,2-DIBROMO-3-CHLOROPROPANE		0.1	U		0.1	U		0.1	U		0.1	U	
1,2-DIBROMOETHANE		0.1	U		0.1	U		0.1	U		0.1	U	
1,2-DICHLOROBENZENE		0.1	U		0.1	U		0.1	U		0.1	U	
1,2-DICHLOROETHANE		0.1	U		0.1	U		0.1	U		0.1	U	
1,2-DICHLOROPROPANE		0.1	U		0.1	U		0.1	U		0.1	U	
1,3-DICHLOROBENZENE		0.1	U		0.1	U		0.1	U		0.1	U	
1,4-DICHLOROBENZENE		0.1	U		0.1	U		0.1	U		0.1	U	
2-BUTANONE		0.1	U		0.1	U		0.1	U		0.1	U	
2-HEXANONE		0.1	U		0.1	U		0.1	U		0.1	U	
4-METHYL-2-PENTANONE		0.1	U		0.1	U		0.1	U		0.1	U	
ACETONE		0.1	UJ	C	0.1	UJ	C	0.1	UJ	C	0.1	UJ	C
BENZENE		0.1	U		0.1	U		0.1	U		0.1	U	
BROMODICHLOROMETHANE		0.1	U		0.1	U		0.1	U		0.1	U	
BROMOFORM		0.1	U		0.1	U		0.1	U		0.1	U	
BROMOMETHANE		0.1	UJ	C	0.1	UJ	C	0.1	UJ	C	0.1	U	
CARBON DISULFIDE		0.1	U		0.1	U		0.1	U		0.1	U	
CARBON TETRACHLORIDE		0.1	U		0.1	U		0.1	U		0.1	U	
CHLOROBENZENE		0.1	U		0.1	U		0.1	U		0.1	U	
CHLORODIBROMOMETHANE		0.1	U		0.1	U		0.1	U		0.1	U	
CHLORODIFLUOROMETHANE		0.1	U		1.4			3.4			1.8		
CHLOROETHANE		0.1	U		0.1	U		0.1	U		0.1	U	
CHLOROFORM		0.13	J	P	0.1	U		0.31	J	P	0.29	J	P
CHLOROMETHANE		0.1	U		0.1	U		0.1	U		0.1	U	
CIS-1,2-DICHLOROETHENE		0.1	U		14			37			46		
CIS-1,3-DICHLOROPROPENE		0.1	U		0.1	U		0.1	U		0.1	U	
CYCLOHEXANE		0.1	U		0.1	U		0.1	U		0.1	U	

PROJ_NO: 07793	NSAMPLE	MW-22GL-XX			MW-22ML-XX			MW-39MI-XX			MW-39ML-XX		
SDG: 460-116748-1	LAB_ID	460-116748-8			460-116748-7			460-116748-19			460-116748-26		
FRACTION: OVCLP	SAMP_DATE	7/8/2016			7/8/2016			7/7/2016			7/8/2016		
MEDIA: WATER	QC_TYPE	NM			NM			NM			NM		
	UNITS	UG/L			UG/L			UG/L			UG/L		
	PCT_SOLIDS	0.0			0.0			0.0			0.0		
	DUP_OF												
PARAMETER		RESULT	VQL	QLCD	RESULT	VQL	QLCD	RESULT	VQL	QLCD	RESULT	VQL	QLCD
1,1,1-TRICHLOROETHANE		0.1	U		0.1	U		0.1	U		0.1	U	
1,1,2,2-TETRACHLOROETHANE		0.1	U		0.1	U		0.1	U		0.1	U	
1,1,2-TRICHLOROETHANE		0.1	U		0.1	U		0.1	U		0.1	U	
1,1,2-TRICHLOROTRIFLUOROETHANE		0.1	U		0.1	U		0.74	J	P	1.6		
1,1-DICHLORO-2,2,2-TRIFLUOROETHANE		0.1	U		0.1	U		0.1	U		0.1	U	
1,1-DICHLOROETHANE		0.1	U		0.1	U		0.1	U		0.1	U	
1,1-DICHLOROETHENE		0.54	J	P	0.1	U		0.1	U		0.16	J	P
1,1-DIFLUOROETHANE		0.1	U		0.1	U		0.1	U		0.1	U	
1,2,4-TRICHLOROBENZENE		0.1	U		0.1	U		0.1	U		0.1	U	
1,2-DIBROMO-3-CHLOROPROPANE		0.1	U		0.1	U		0.1	U		0.1	U	
1,2-DIBROMOETHANE		0.1	U		0.1	U		0.1	U		0.1	U	
1,2-DICHLOROBENZENE		0.1	U		0.1	U		0.1	U		0.1	U	
1,2-DICHLOROETHANE		0.1	U		0.1	U		0.1	U		0.1	U	
1,2-DICHLOROPROPANE		0.1	U		0.1	U		0.1	U		0.1	U	
1,3-DICHLOROBENZENE		0.1	U		0.1	U		0.1	U		0.1	U	
1,4-DICHLOROBENZENE		0.1	U		0.1	U		0.1	U		0.1	U	
2-BUTANONE		0.1	U		0.1	U		0.1	U		0.1	U	
2-HEXANONE		0.1	U		0.1	U		0.1	U		0.1	U	
4-METHYL-2-PENTANONE		0.1	U		0.1	U		0.1	U		0.1	U	
ACETONE		0.1	UJ	C	0.1	UJ	C	0.1	UJ	C	0.1	UJ	C
BENZENE		0.1	U		0.1	U		0.1	U		0.1	U	
BROMODICHLOROMETHANE		0.1	U		0.1	U		0.1	U		0.1	U	
BROMOFORM		0.1	U		0.1	U		0.1	U		0.1	U	
BROMOMETHANE		0.1	UJ	C	0.1	UJ	C	0.1	UJ	C	0.1	U	
CARBON DISULFIDE		0.1	U		0.1	U		0.1	U		0.1	U	
CARBON TETRACHLORIDE		0.1	U		0.1	U		0.1	U		0.1	U	
CHLOROBENZENE		0.1	U		0.1	U		0.1	U		0.1	U	
CHLORODIBROMOMETHANE		0.1	U		0.1	U		0.1	U		0.1	U	
CHLORODIFLUOROMETHANE		3.4			0.1	U		0.1	U		1.9		
CHLOROETHANE		0.1	U		0.1	U		0.1	U		0.1	U	
CHLOROFORM		0.1	U		0.1	U		0.1	U		0.1	U	
CHLOROMETHANE		0.1	U		0.1	U		0.1	U		0.1	U	
CIS-1,2-DICHLOROETHENE		2.6			0.1	U		4.8			6.9		
CIS-1,3-DICHLOROPROPENE		0.1	U		0.1	U		0.1	U		0.1	U	
CYCLOHEXANE		0.1	U		0.1	U		0.1	U		0.1	U	

PROJ_NO: 07793	NSAMPLE	MW-39MU-XX			MW-51MI-XX			MW-8GL-XX			MW-8GU-XX		
SDG: 460-116748-1	LAB_ID	460-116748-20			460-116748-24			460-116748-10			460-116748-9		
FRACTION: OVCLP	SAMP_DATE	7/7/2016			7/8/2016			7/8/2016			7/8/2016		
MEDIA: WATER	QC_TYPE	NM			NM			NM			NM		
	UNITS	UG/L			UG/L			UG/L			UG/L		
	PCT_SOLIDS	0.0			0.0			0.0			0.0		
	DUP_OF												
PARAMETER		RESULT	VQL	QLCD	RESULT	VQL	QLCD	RESULT	VQL	QLCD	RESULT	VQL	QLCD
1,1,1-TRICHLOROETHANE		0.1	U					0.1	U		0.1	U	
1,1,2,2-TETRACHLOROETHANE		0.1	U					0.1	U		0.1	U	
1,1,2-TRICHLOROETHANE		0.1	U					0.1	U		0.1	U	
1,1,2-TRICHLOROTRIFLUOROETHANE		0.57	J	P	2.7			1.4			0.1	U	
1,1-DICHLORO-2,2,2-TRIFLUOROETHANE		0.1	U					0.1	U		0.1	U	
1,1-DICHLOROETHANE		0.1	U					0.1	U		0.1	U	
1,1-DICHLOROETHENE		0.42	J	P				0.8	J	P	0.37	J	P
1,1-DIFLUOROETHANE		0.1	U					0.1	U		0.1	U	
1,2,4-TRICHLOROBENZENE		0.1	U					0.1	U		0.1	U	
1,2-DIBROMO-3-CHLOROPROPANE		0.1	U					0.1	U		0.1	U	
1,2-DIBROMOETHANE		0.1	U					0.1	U		0.1	U	
1,2-DICHLOROBENZENE		0.1	U					0.1	U		0.1	U	
1,2-DICHLOROETHANE		0.1	U					0.1	U		0.1	U	
1,2-DICHLOROPROPANE		0.1	U					0.1	U		0.1	U	
1,3-DICHLOROBENZENE		0.1	U					0.1	U		0.1	U	
1,4-DICHLOROBENZENE		0.1	U					0.1	U		0.1	U	
2-BUTANONE		0.1	U					0.1	U		0.1	U	
2-HEXANONE		0.1	U					0.1	U		0.1	U	
4-METHYL-2-PENTANONE		0.1	U					0.1	U		0.1	U	
ACETONE		0.1	UJ	C				0.1	UJ	C	0.1	UJ	C
BENZENE		0.1	U					0.1	U		0.1	U	
BROMODICHLOROMETHANE		0.1	U					0.1	U		0.1	U	
BROMOFORM		0.1	U					0.1	U		0.1	U	
BROMOMETHANE		0.1	UJ	C				0.1	UJ	C	0.1	UJ	C
CARBON DISULFIDE		0.1	U					0.1	U		0.1	U	
CARBON TETRACHLORIDE		0.1	U					0.1	U		0.1	U	
CHLOROBENZENE		0.1	U					0.1	U		0.1	U	
CHLORODIBROMOMETHANE		0.1	U					0.1	U		0.1	U	
CHLORODIFLUOROMETHANE		0.1	U					2.3			0.1	U	
CHLOROETHANE		0.1	U					0.1	U		0.1	U	
CHLOROFORM		0.2	J	P				0.1	U		0.21	J	P
CHLOROMETHANE		0.1	U					0.1	U		0.1	U	
CIS-1,2-DICHLOROETHENE		74			48			12			0.1	U	
CIS-1,3-DICHLOROPROPENE		0.1	U					0.1	U		0.1	U	
CYCLOHEXANE		0.1	U					0.1	U		0.1	U	

PROJ_NO: 07793	NSAMPLE	MW-8ML-XX			QC-EB070716			QC-EB070816			QC-TB070716		
SDG: 460-116748-1	LAB_ID	460-116748-21			460-116748-12			460-116748-6			460-116748-11		
FRACTION: OVCLP	SAMP_DATE	7/8/2016			7/7/2016			7/8/2016			7/7/2016		
MEDIA: WATER	QC_TYPE	NM			EB			EB			TB		
	UNITS	UG/L			UG/L			UG/L			UG/L		
	PCT_SOLIDS	0.0			0.0			0.0			0.0		
	DUP_OF												
PARAMETER		RESULT	VQL	QLCD	RESULT	VQL	QLCD	RESULT	VQL	QLCD	RESULT	VQL	QLCD
1,1,1-TRICHLOROETHANE		0.1	U		0.1	U		0.1	U		0.1	U	
1,1,2,2-TETRACHLOROETHANE		0.1	U		0.1	U		0.1	U		0.1	U	
1,1,2-TRICHLOROETHANE		0.1	U		0.1	U		0.1	U		0.1	U	
1,1,2-TRICHLOROTRIFLUOROETHANE		4.2			0.1	U		0.1	U		0.1	U	
1,1-DICHLORO-2,2,2-TRIFLUOROETHANE		0.1	U		0.1	U		0.1	U		0.1	U	
1,1-DICHLOROETHANE		0.1	U		0.1	U		0.1	U		0.1	U	
1,1-DICHLOROETHENE		0.56	J	P	0.1	U		0.1	U		0.1	U	
1,1-DIFLUOROETHANE		0.1	U		0.1	U		0.1	U		0.1	U	
1,2,4-TRICHLOROBENZENE		0.1	U		0.1	U		0.1	U		0.1	U	
1,2-DIBROMO-3-CHLOROPROPANE		0.1	U		0.1	U		0.1	U		0.1	U	
1,2-DIBROMOETHANE		0.1	U		0.1	U		0.1	U		0.1	U	
1,2-DICHLOROBENZENE		0.1	U		0.1	U		0.1	U		0.1	U	
1,2-DICHLOROETHANE		0.1	U		0.1	U		0.1	U		0.1	U	
1,2-DICHLOROPROPANE		0.1	U		0.1	U		0.1	U		0.1	U	
1,3-DICHLOROBENZENE		0.1	U		0.1	U		0.1	U		0.1	U	
1,4-DICHLOROBENZENE		0.1	U		0.1	U		0.1	U		0.1	U	
2-BUTANONE		0.1	U		0.1	U		0.1	U		0.1	U	
2-HEXANONE		0.1	U		0.1	U		0.1	U		0.1	U	
4-METHYL-2-PENTANONE		0.1	U		0.1	U		0.1	U		0.1	U	
ACETONE		0.1	UJ	C	0.1	UJ	C	0.1	UJ	C	0.1	UJ	C
BENZENE		0.1	U		0.1	U		0.1	U		0.1	U	
BROMODICHLOROMETHANE		0.1	U		0.1	U		0.1	U		0.1	U	
BROMOFORM		0.1	U		0.1	U		0.1	U		0.1	U	
BROMOMETHANE		0.1	UJ	C	0.1	UJ	C	0.1	UJ	C	0.1	UJ	C
CARBON DISULFIDE		0.1	U		0.1	U		0.1	U		0.1	U	
CARBON TETRACHLORIDE		0.1	U		0.1	U		0.1	U		0.1	U	
CHLOROBENZENE		0.1	U		0.1	U		0.1	U		0.1	U	
CHLORODIBROMOMETHANE		0.1	U		0.1	U		0.1	U		0.1	U	
CHLORODIFLUOROMETHANE		2.7			0.1	U		0.1	U		0.1	U	
CHLOROETHANE		0.1	U		0.1	U		0.1	U		0.1	U	
CHLOROFORM		0.41	J	P	0.1	U		0.1	U		0.1	U	
CHLOROMETHANE		0.1	U		0.1	U		0.1	U		0.1	U	
CIS-1,2-DICHLOROETHENE		30			0.1	U		0.1	U		0.1	U	
CIS-1,3-DICHLOROPROPENE		0.1	U		0.1	U		0.1	U		0.1	U	
CYCLOHEXANE		0.1	U		0.1	U		0.1	U		0.1	U	

PROJ_NO: 07793	NSAMPLE	QC-TB070816		
SDG: 460-116748-1	LAB_ID	460-116748-5		
FRACTION: OVCLP	SAMP_DATE	7/8/2016		
MEDIA: WATER	QC_TYPE	TB		
	UNITS	UG/L		
	PCT_SOLIDS	0.0		
	DUP_OF			
PARAMETER		RESULT	VQL	QLCD
1,1,1-TRICHLOROETHANE		0.1	U	
1,1,2,2-TETRACHLOROETHANE		0.1	U	
1,1,2-TRICHLOROETHANE		0.1	U	
1,1,2-TRICHLOROTRIFLUOROETHANE		0.1	U	
1,1-DICHLORO-2,2,2-TRIFLUOROETHANE		0.1	U	
1,1-DICHLOROETHANE		0.1	U	
1,1-DICHLOROETHENE		0.1	U	
1,1-DIFLUOROETHANE		0.1	U	
1,2,4-TRICHLOROBENZENE		0.1	U	
1,2-DIBROMO-3-CHLOROPROPANE		0.1	U	
1,2-DIBROMOETHANE		0.1	U	
1,2-DICHLOROBENZENE		0.1	U	
1,2-DICHLOROETHANE		0.1	U	
1,2-DICHLOROPROPANE		0.1	U	
1,3-DICHLOROBENZENE		0.1	U	
1,4-DICHLOROBENZENE		0.1	U	
2-BUTANONE		0.1	U	
2-HEXANONE		0.1	U	
4-METHYL-2-PENTANONE		0.1	U	
ACETONE		0.1	UJ	C
BENZENE		0.1	U	
BROMODICHLOROMETHANE		0.1	U	
BROMOFORM		0.1	U	
BROMOMETHANE		0.1	UJ	C
CARBON DISULFIDE		0.1	U	
CARBON TETRACHLORIDE		0.1	U	
CHLOROBENZENE		0.1	U	
CHLORODIBROMOMETHANE		0.1	U	
CHLORODIFLUOROMETHANE		0.1	U	
CHLOROETHANE		0.1	U	
CHLOROFORM		0.1	U	
CHLOROMETHANE		0.1	U	
CIS-1,2-DICHLOROETHENE		0.1	U	
CIS-1,3-DICHLOROPROPENE		0.1	U	
CYCLOHEXANE		0.1	U	

PROJ_NO: 07793	NSAMPLE	IW-N13221-XX			IW-N13266-XX			IW-N13889-XX			IW-N2169-XX		
SDG: 460-116748-1	LAB_ID	460-116748-2			460-116748-3			460-116748-4			460-116748-1		
FRACTION: OVCLP	SAMP_DATE	7/7/2016			7/7/2016			7/7/2016			7/7/2016		
MEDIA: WATER	QC_TYPE	NM			NM			NM			NM		
	UNITS	UG/L			UG/L			UG/L			UG/L		
	PCT_SOLIDS	0.0			0.0			0.0			0.0		
	DUP_OF												
PARAMETER		RESULT	VQL	QLCD	RESULT	VQL	QLCD	RESULT	VQL	QLCD	RESULT	VQL	QLCD
DICHLORODIFLUOROMETHANE		0.1	U		0.1	U		0.1	U				
ETHYLBENZENE		0.1	U		0.1	U		0.1	U				
ISOPROPYLBENZENE		0.1	U		0.1	U		0.1	U				
M+P-XYLENES		0.1	U		0.1	U		0.1	U				
METHYL ACETATE		0.1	U		0.1	U		0.1	U				
METHYL CYCLOHEXANE		0.1	U		0.1	U		0.1	U				
METHYL TERT-BUTYL ETHER		0.1	U		0.1	U		0.14	J	P			
METHYLENE CHLORIDE		0.1	U		0.1	U		0.1	U				
O-XYLENE		0.1	U		0.1	U		0.1	U				
PENTAFLUOROETHYL CHLORIDE		0.1	U		0.1	U		0.1	U				
STYRENE		0.1	U		0.1	U		0.1	U				
TETRACHLOROETHENE		4.5			2			7.8			0.17	J	P
TOLUENE		0.1	U		0.1	U		0.1	U				
TOTAL XYLENES		0.1	U		0.1	U		0.1	U				
TRANS-1,2-DICHLOROETHENE		0.1	U		0.1	U		0.1	U				
TRANS-1,3-DICHLOROPROPENE		0.1	U		0.1	U		0.1	U				
TRICHLOROETHENE		6.9			2.8			12			0.1	U	
TRICHLOROFLUOROMETHANE		0.11	J	P	0.1	U		0.16	J	P			
VINYL CHLORIDE		0.1	UJ	C	0.1	UJ	C	0.1	UJ	C			

PROJ_NO: 07793	NSAMPLE	MW-17GL-XX			MW-17ML-XX			MW-18GL-XX			MW-18ML-XX		
SDG: 460-116748-1	LAB_ID	460-116748-16			460-116748-23			460-116748-17			460-116748-18		
FRACTION: OVCLP	SAMP_DATE	7/7/2016			7/8/2016			7/7/2016			7/7/2016		
MEDIA: WATER	QC_TYPE	NM			NM			NM			NM		
	UNITS	UG/L			UG/L			UG/L			UG/L		
	PCT_SOLIDS	0.0			0.0			0.0			0.0		
	DUP_OF												
PARAMETER		RESULT	VQL	QLCD	RESULT	VQL	QLCD	RESULT	VQL	QLCD	RESULT	VQL	QLCD
DICHLORODIFLUOROMETHANE		0.1	U		0.1	U		0.1	U		0.1	U	
ETHYLBENZENE		0.1	U		0.1	U		0.1	U		0.1	U	
ISOPROPYLBENZENE		0.1	U		0.1	U		0.1	U		0.1	U	
M+P-XYLENES		0.1	U		0.1	U		0.1	U		0.1	U	
METHYL ACETATE		0.1	U		0.1	U		0.1	U		0.1	U	
METHYL CYCLOHEXANE		0.1	U		0.1	U		0.1	U		0.1	U	
METHYL TERT-BUTYL ETHER		0.1	U		0.1	U		0.1	U		0.1	U	
METHYLENE CHLORIDE		0.1	U		0.1	U		0.1	U		0.1	U	
O-XYLENE		0.1	U		0.1	U		0.1	U		0.1	U	
PENTAFLUOROETHYL CHLORIDE		0.1	U		0.1	U		0.1	U		0.1	U	
STYRENE		0.1	U		0.1	U		0.1	U		0.1	U	
TETRACHLOROETHENE		0.41	J	P	1.5			2.5			10		
TOLUENE		0.1	U		0.1	U		0.1	U		0.1	U	
TOTAL XYLENES		0.1	U		0.1	U		0.1	U		0.1	U	
TRANS-1,2-DICHLOROETHENE		0.45	J	P	0.1	U		0.1	U		0.77	J	P
TRANS-1,3-DICHLOROPROPENE		0.1	U		0.1	U		0.1	U		0.1	U	
TRICHLOROETHENE		0.96	J	P	5			3			15		
TRICHLOROFLUOROMETHANE		0.1	U		0.1	U		0.1	U		0.1	U	
VINYL CHLORIDE		0.1	UJ	C	0.1	U		0.1	UJ	C	0.1	UJ	C

PROJ_NO: 07793	NSAMPLE	MW-1GL-XX			MW-1MI/L-XX			MW-1MI-XX			MW-1ML-XX		
SDG: 460-116748-1	LAB_ID	460-116748-13			460-116748-15			460-116748-14			460-116748-22		
FRACTION: OVCLP	SAMP_DATE	7/7/2016			7/7/2016			7/7/2016			7/8/2016		
MEDIA: WATER	QC_TYPE	NM			NM			NM			NM		
	UNITS	UG/L			UG/L			UG/L			UG/L		
	PCT_SOLIDS	0.0			0.0			0.0			0.0		
	DUP_OF												
PARAMETER		RESULT	VQL	QLCD	RESULT	VQL	QLCD	RESULT	VQL	QLCD	RESULT	VQL	QLCD
DICHLORODIFLUOROMETHANE		0.1	U		0.1	U		0.1	U		0.1	U	
ETHYLBENZENE		0.1	U		0.1	U		0.1	U		0.1	U	
ISOPROPYLBENZENE		0.1	U		0.1	U		0.1	U		0.1	U	
M+P-XYLENES		0.1	U		0.1	U		0.1	U		0.1	U	
METHYL ACETATE		0.1	U		0.1	U		0.1	U		0.1	U	
METHYL CYCLOHEXANE		0.1	U		0.1	U		0.1	U		0.1	U	
METHYL TERT-BUTYL ETHER		0.1	U		0.2	J	P	0.1	U		0.1	U	
METHYLENE CHLORIDE		0.1	U		0.1	U		0.1	U		0.1	U	
O-XYLENE		0.1	U		0.1	U		0.1	U		0.1	U	
PENTAFLUOROETHYL CHLORIDE		0.1	U		0.1	U		0.1	U		0.1	U	
STYRENE		0.1	U		0.1	U		0.1	U		0.1	U	
TETRACHLOROETHENE		0.2	J	P	16			22			44		
TOLUENE		0.1	U		0.1	U		0.1	U		0.1	U	
TOTAL XYLENES		0.1	U		0.1	U		0.1	U		0.1	U	
TRANS-1,2-DICHLOROETHENE		0.1	U		0.29	J	P	0.39	J	P	0.6	J	P
TRANS-1,3-DICHLOROPROPENE		0.1	U		0.1	U		0.1	U		0.1	U	
TRICHLOROETHENE		0.5	J	P	13			29			23		
TRICHLOROFLUOROMETHANE		0.1	U		0.1	U		0.1	U		0.16	J	P
VINYL CHLORIDE		0.1	UJ	C	0.1	UJ	C	0.1	UJ	C	0.1	U	

PROJ_NO: 07793	NSAMPLE	MW-22GL-XX			MW-22ML-XX			MW-39MI-XX			MW-39ML-XX		
SDG: 460-116748-1	LAB_ID	460-116748-8			460-116748-7			460-116748-19			460-116748-26		
FRACTION: OVCLP	SAMP_DATE	7/8/2016			7/8/2016			7/7/2016			7/8/2016		
MEDIA: WATER	QC_TYPE	NM			NM			NM			NM		
	UNITS	UG/L			UG/L			UG/L			UG/L		
	PCT_SOLIDS	0.0			0.0			0.0			0.0		
	DUP_OF												
PARAMETER		RESULT	VQL	QLCD	RESULT	VQL	QLCD	RESULT	VQL	QLCD	RESULT	VQL	QLCD
DICHLORODIFLUOROMETHANE		0.1	U		0.1	U		0.1	U		0.1	U	
ETHYLBENZENE		0.1	U		0.1	U		0.1	U		0.1	U	
ISOPROPYLBENZENE		0.1	U		0.1	U		0.1	U		0.1	U	
M+P-XYLENES		0.1	U		0.1	U		0.1	U		0.1	U	
METHYL ACETATE		0.1	U		0.1	U		0.1	U		0.1	U	
METHYL CYCLOHEXANE		0.1	U		0.1	U		0.1	U		0.1	U	
METHYL TERT-BUTYL ETHER		0.1	U		0.1	U		0.1	U		0.1	U	
METHYLENE CHLORIDE		0.1	U		0.1	U		0.1	U		0.1	U	
O-XYLENE		0.1	U		0.1	U		0.1	U		0.1	U	
PENTAFLUOROETHYL CHLORIDE		0.1	U		0.1	U		0.1	U		0.1	U	
STYRENE		0.1	U		0.1	U		0.1	U		0.1	U	
TETRACHLOROETHENE		0.16	J	P	0.1	U		31			6.9		
TOLUENE		0.1	U		0.1	U		0.1	U		0.1	U	
TOTAL XYLENES		0.1	U		0.1	U		0.1	U		0.1	U	
TRANS-1,2-DICHLOROETHENE		0.31	J	P	0.1	U		0.1	U		0.1	U	
TRANS-1,3-DICHLOROPROPENE		0.1	U		0.1	U		0.1	U		0.1	U	
TRICHLOROETHENE		2			0.1	U		5.6			15		
TRICHLOROFLUOROMETHANE		0.1	U		0.1	U		0.1	U		0.1	U	
VINYL CHLORIDE		0.1	UJ	C	0.1	UJ	C	0.1	UJ	C	0.1	U	

PROJ_NO: 07793	NSAMPLE	MW-39MU-XX			MW-51MI-XX			MW-8GL-XX			MW-8GU-XX		
SDG: 460-116748-1	LAB_ID	460-116748-20			460-116748-24			460-116748-10			460-116748-9		
FRACTION: OVCLP	SAMP_DATE	7/7/2016			7/8/2016			7/8/2016			7/8/2016		
MEDIA: WATER	QC_TYPE	NM			NM			NM			NM		
	UNITS	UG/L			UG/L			UG/L			UG/L		
	PCT_SOLIDS	0.0			0.0			0.0			0.0		
	DUP_OF												
PARAMETER		RESULT	VQL	QLCD	RESULT	VQL	QLCD	RESULT	VQL	QLCD	RESULT	VQL	QLCD
DICHLORODIFLUOROMETHANE		0.1	U					0.1	U		0.1	U	
ETHYLBENZENE		0.1	U					0.1	U		0.1	U	
ISOPROPYLBENZENE		0.1	U					0.1	U		0.1	U	
M+P-XYLENES		0.1	U					0.1	U		0.1	U	
METHYL ACETATE		0.1	U					0.1	U		0.1	U	
METHYL CYCLOHEXANE		0.1	U					0.1	U		0.1	U	
METHYL TERT-BUTYL ETHER		0.14	J	P				0.1	U		0.1	U	
METHYLENE CHLORIDE		0.1	U					0.1	U		0.1	U	
O-XYLENE		0.1	U					0.1	U		0.1	U	
PENTAFLUOROETHYL CHLORIDE		0.1	U					0.1	U		0.1	U	
STYRENE		0.1	U					0.1	U		0.1	U	
TETRACHLOROETHENE		5.4			4			7.6			0.55	J	P
TOLUENE		0.1	U					0.1	U		0.1	U	
TOTAL XYLENES		0.1	U					0.1	U		0.1	U	
TRANS-1,2-DICHLOROETHENE		0.44	J	P				0.19	J	P	0.1	U	
TRANS-1,3-DICHLOROPROPENE		0.1	U					0.1	U		0.1	U	
TRICHLOROETHENE		23			15			11			0.65	J	P
TRICHLOROFLUOROMETHANE		0.1	U					0.1	U		0.1	U	
VINYL CHLORIDE		0.1	UJ	C				0.1	UJ	C	0.1	UJ	C

PROJ_NO: 07793	NSAMPLE	MW-8ML-XX			QC-EB070716			QC-EB070816			QC-TB070716		
SDG: 460-116748-1	LAB_ID	460-116748-21			460-116748-12			460-116748-6			460-116748-11		
FRACTION: OVCLP	SAMP_DATE	7/8/2016			7/7/2016			7/8/2016			7/7/2016		
MEDIA: WATER	QC_TYPE	NM			EB			EB			TB		
	UNITS	UG/L			UG/L			UG/L			UG/L		
	PCT_SOLIDS	0.0			0.0			0.0			0.0		
	DUP_OF												
PARAMETER		RESULT	VQL	QLCD	RESULT	VQL	QLCD	RESULT	VQL	QLCD	RESULT	VQL	QLCD
DICHLORODIFLUOROMETHANE		0.1	U		0.1	U		0.1	U		0.1	U	
ETHYLBENZENE		0.1	U		0.1	U		0.1	U		0.1	U	
ISOPROPYLBENZENE		0.1	U		0.1	U		0.1	U		0.1	U	
M+P-XYLENES		0.1	U		0.1	U		0.1	U		0.1	U	
METHYL ACETATE		0.1	U		0.1	U		0.1	U		0.1	U	
METHYL CYCLOHEXANE		0.1	U		0.1	U		0.1	U		0.1	U	
METHYL TERT-BUTYL ETHER		0.23	J	P	0.1	U		0.1	U		0.1	U	
METHYLENE CHLORIDE		0.1	U		0.1	U		1.3			2		
O-XYLENE		0.1	U		0.1	U		0.1	U		0.1	U	
PENTAFLUOROETHYL CHLORIDE		0.1	U		0.1	U		0.1	U		0.1	U	
STYRENE		0.1	U		0.1	U		0.1	U		0.1	U	
TETRACHLOROETHENE		18			0.1	U		0.1	U		0.1	U	
TOLUENE		0.1	U		0.1	U		0.1	U		0.1	U	
TOTAL XYLENES		0.1	U		0.1	U		0.1	U		0.1	U	
TRANS-1,2-DICHLOROETHENE		0.51	J	P	0.1	U		0.1	U		0.1	U	
TRANS-1,3-DICHLOROPROPENE		0.1	U		0.1	U		0.1	U		0.1	U	
TRICHLOROETHENE		19			0.1	U		0.1	U		0.1	U	
TRICHLOROFLUOROMETHANE		0.13	J	P	0.1	U		0.1	U		0.1	U	
VINYL CHLORIDE		0.1	UJ	C	0.1	UJ	C	0.1	UJ	C	0.1	UJ	C

PROJ_NO: 07793	NSAMPLE	QC-TB070816		
SDG: 460-116748-1	LAB_ID	460-116748-5		
FRACTION: OVCLP	SAMP_DATE	7/8/2016		
MEDIA: WATER	QC_TYPE	TB		
	UNITS	UG/L		
	PCT_SOLIDS	0.0		
	DUP_OF			
PARAMETER		RESULT	VQL	QLCD
DICHLORODIFLUOROMETHANE		0.1	U	
ETHYLBENZENE		0.1	U	
ISOPROPYLBENZENE		0.1	U	
M+P-XYLENES		0.1	U	
METHYL ACETATE		0.1	U	
METHYL CYCLOHEXANE		0.1	U	
METHYL TERT-BUTYL ETHER		0.1	U	
METHYLENE CHLORIDE		1.4		
O-XYLENE		0.1	U	
PENTAFLUOROETHYL CHLORIDE		0.1	U	
STYRENE		0.1	U	
TETRACHLOROETHENE		0.1	U	
TOLUENE		0.1	U	
TOTAL XYLENES		0.1	U	
TRANS-1,2-DICHLOROETHENE		0.1	U	
TRANS-1,3-DICHLOROPROPENE		0.1	U	
TRICHLOROETHENE		0.1	U	
TRICHLOROFLUOROMETHANE		0.1	U	
VINYL CHLORIDE		0.1	UJ	C

PROJ_NO: 07793	NSAMPLE	MW-17GL-XX		
SDG: 460-116748-1	LAB_ID	460-116748-16		
FRACTION: TICOV	SAMP_DATE	7/7/2016		
MEDIA: WATER	QC_TYPE	NM		
	UNITS	UG/L		
	PCT_SOLIDS	0.0		
	DUP_OF			
PARAMETER		RESULT	VQL	QLCD
ETHANE, 1,2-DICHLORO-1,1,2-TRIFLUORO-		5.7	NJ	Z1

PROJ_NO: 07793	NSAMPLE	IW-N13221-XX			IW-N13266-XX			IW-N13889-XX			MW-17GL-XX		
SDG: 460-116748-1	LAB_ID	460-116748-2			460-116748-3			460-116748-4			460-116748-16		
FRACTION: MISC	SAMP_DATE	7/7/2016			7/7/2016			7/7/2016			7/7/2016		
MEDIA: WATER	QC_TYPE	NM			NM			NM			NM		
	UNITS	MG/L			MG/L			MG/L			MG/L		
	PCT_SOLIDS	0.0			0.0			0.0			0.0		
	DUP_OF												
PARAMETER		RESULT	VQL	QLCD	RESULT	VQL	QLCD	RESULT	VQL	QLCD	RESULT	VQL	QLCD
BROMIDE		0.32			0.13			0.62			0.11		
CHLORIDE		170			170			280			60		

PROJ_NO: 07793	NSAMPLE	MW-17ML-XX			MW-18GL-XX			MW-18ML-XX			MW-1GL-XX		
SDG: 460-116748-1	LAB_ID	460-116748-23			460-116748-17			460-116748-18			460-116748-13		
FRACTION: MISC	SAMP_DATE	7/8/2016			7/7/2016			7/7/2016			7/7/2016		
MEDIA: WATER	QC_TYPE	NM			NM			NM			NM		
	UNITS	MG/L			MG/L			MG/L			MG/L		
	PCT_SOLIDS	0.0			0.0			0.0			0.0		
	DUP_OF												
PARAMETER		RESULT	VQL	QLCD	RESULT	VQL	QLCD	RESULT	VQL	QLCD	RESULT	VQL	QLCD
BROMIDE		0.018			0.1			0.02			0.067		
CHLORIDE		73			214			40.5			485		

PROJ_NO: 07793	NSAMPLE	MW-1MI/L-XX			MW-1MI-XX			MW-1ML-XX			MW-22GL-XX		
SDG: 460-116748-1	LAB_ID	460-116748-15			460-116748-14			460-116748-22			460-116748-8		
FRACTION: MISC	SAMP_DATE	7/7/2016			7/7/2016			7/8/2016			7/8/2016		
MEDIA: WATER	QC_TYPE	NM			NM			NM			NM		
	UNITS	MG/L			MG/L			MG/L			MG/L		
	PCT_SOLIDS	0.0			0.0			0.0			0.0		
	DUP_OF												
PARAMETER		RESULT	VQL	QLCD	RESULT	VQL	QLCD	RESULT	VQL	QLCD	RESULT	VQL	QLCD
BROMIDE		0.037			0.056			0.03			0.2		
CHLORIDE		130			62			58			96		

PROJ_NO: 07793	NSAMPLE	MW-22ML-XX			MW-39MI-XX			MW-39ML-XX			MW-39MU-XX		
SDG: 460-116748-1	LAB_ID	460-116748-7			460-116748-19			460-116748-26			460-116748-20		
FRACTION: MISC	SAMP_DATE	7/8/2016			7/7/2016			7/8/2016			7/7/2016		
MEDIA: WATER	QC_TYPE	NM			NM			NM			NM		
	UNITS	MG/L			MG/L			MG/L			MG/L		
	PCT_SOLIDS	0.0			0.0			0.0			0.0		
	DUP_OF												
PARAMETER		RESULT	VQL	QLCD	RESULT	VQL	QLCD	RESULT	VQL	QLCD	RESULT	VQL	QLCD
BROMIDE		0.13			0.12			0.12			0.07		
CHLORIDE		184			100			73.5			120		

PROJ_NO: 07793	NSAMPLE	MW-8GL-XX			MW-8GU-XX			MW-8ML-XX			QC-EB070716		
SDG: 460-116748-1	LAB_ID	460-116748-10			460-116748-9			460-116748-21			460-116748-12		
FRACTION: MISC	SAMP_DATE	7/8/2016			7/8/2016			7/8/2016			7/7/2016		
MEDIA: WATER	QC_TYPE	NM			NM			NM			EB		
	UNITS	MG/L			MG/L			MG/L			MG/L		
	PCT_SOLIDS	0.0			0.0			0.0			0.0		
	DUP_OF												
PARAMETER		RESULT	VQL	QLCD	RESULT	VQL	QLCD	RESULT	VQL	QLCD	RESULT	VQL	QLCD
BROMIDE		0.046			0.34			0.059			0.00045	U	
CHLORIDE		55			260			71.5			0.84	U	

PROJ_NO: 07793	NSAMPLE	QC-EB070816		
SDG: 460-116748-1	LAB_ID	460-116748-6		
FRACTION: MISC	SAMP_DATE	7/8/2016		
MEDIA: WATER	QC_TYPE	EB		
	UNITS	MG/L		
	PCT_SOLIDS	0.0		
	DUP_OF			
PARAMETER		RESULT	VQL	QLCD
BROMIDE		0.00045	U	
CHLORIDE		0.84	U	

Appendix B

Results as Reported by the Laboratory

FORM I
GC/MS VOA ORGANICS ANALYSIS DATA SHEET

Lab Name: TestAmerica Edison | Job No.: 460-116748-1

SDG No.:

Client Sample ID: IW-N13221-XX | Lab Sample ID: 460-116748-2

Matrix: Water | Lab File ID: N95296.D

Analysis Method: 8260C SIM | Date Collected: 07/07/2016 06:50

Sample wt/vol: 5(mL) | Date Analyzed: 07/17/2016 14:49

Soil Aliquot Vol: | Dilution Factor: 1

Soil Extract Vol.: | GC Column: DB-624 ID: 0.18(mm)

% Moisture: | Level: (low/med) Low

Analysis Batch No.: 379476 | Units: ug/L

CAS NO.	COMPOUND NAME	RESULT	Q	RL	MDL
123-91-1	1,4-Dioxane	0.40	U	0.40	0.11

CAS NO.	SURROGATE	%REC	Q	LIMITS
17060-07-0	1,2-Dichloroethane-d4 (Surr)	120		60-132
460-00-4	4-Bromofluorobenzene	97		72-123

FORM I
GC/MS VOA ORGANICS ANALYSIS DATA SHEET

Lab Name: TestAmerica Edison | Job No.: 460-116748-1

SDG No.:

Client Sample ID: IW-N13266-XX | Lab Sample ID: 460-116748-3

Matrix: Water | Lab File ID: N95297.D

Analysis Method: 8260C SIM | Date Collected: 07/07/2016 13:30

Sample wt/vol: 5(mL) | Date Analyzed: 07/17/2016 15:14

Soil Aliquot Vol: | Dilution Factor: 1

Soil Extract Vol.: | GC Column: DB-624 ID: 0.18(mm)

% Moisture: | Level: (low/med) Low

Analysis Batch No.: 379476 | Units: ug/L

CAS NO.	COMPOUND NAME	RESULT	Q	RL	MDL
123-91-1	1,4-Dioxane	0.40	U	0.40	0.11

CAS NO.	SURROGATE	%REC	Q	LIMITS
17060-07-0	1,2-Dichloroethane-d4 (Surr)	114		60-132
460-00-4	4-Bromofluorobenzene	98		72-123

FORM I
GC/MS VOA ORGANICS ANALYSIS DATA SHEET

Lab Name: TestAmerica Edison | Job No.: 460-116748-1

SDG No.:

Client Sample ID: IW-N13889-XX | Lab Sample ID: 460-116748-4

Matrix: Water | Lab File ID: N95298.D

Analysis Method: 8260C SIM | Date Collected: 07/07/2016 06:25

Sample wt/vol: 5(mL) | Date Analyzed: 07/17/2016 15:39

Soil Aliquot Vol: | Dilution Factor: 1

Soil Extract Vol.: | GC Column: DB-624 ID: 0.18(mm)

% Moisture: | Level: (low/med) Low

Analysis Batch No.: 379476 | Units: ug/L

CAS NO.	COMPOUND NAME	RESULT	Q	RL	MDL
123-91-1	1,4-Dioxane	0.78		0.40	0.11

CAS NO.	SURROGATE	%REC	Q	LIMITS
17060-07-0	1,2-Dichloroethane-d4 (Surr)	118		60-132
460-00-4	4-Bromofluorobenzene	99		72-123

FORM I
GC/MS VOA ORGANICS ANALYSIS DATA SHEET

Lab Name: TestAmerica Edison | Job No.: 460-116748-1

SDG No.:

Client Sample ID: QC-TB070816 | Lab Sample ID: 460-116748-5

Matrix: Water | Lab File ID: N95291.D

Analysis Method: 8260C SIM | Date Collected: 07/08/2016 12:10

Sample wt/vol: 5(mL) | Date Analyzed: 07/17/2016 12:44

Soil Aliquot Vol: | Dilution Factor: 1

Soil Extract Vol.: | GC Column: DB-624 ID: 0.18(mm)

% Moisture: | Level: (low/med) Low

Analysis Batch No.: 379476 | Units: ug/L

CAS NO.	COMPOUND NAME	RESULT	Q	RL	MDL
123-91-1	1,4-Dioxane	0.40	U	0.40	0.11

CAS NO.	SURROGATE	%REC	Q	LIMITS
17060-07-0	1,2-Dichloroethane-d4 (Surr)	115		60-132
460-00-4	4-Bromofluorobenzene	101		72-123

FORM I
GC/MS VOA ORGANICS ANALYSIS DATA SHEET

Lab Name: TestAmerica Edison | Job No.: 460-116748-1

SDG No.:

Client Sample ID: QC-EB070816 | Lab Sample ID: 460-116748-6

Matrix: Water | Lab File ID: N95292.D

Analysis Method: 8260C SIM | Date Collected: 07/08/2016 12:15

Sample wt/vol: 5(mL) | Date Analyzed: 07/17/2016 13:09

Soil Aliquot Vol: | Dilution Factor: 1

Soil Extract Vol.: | GC Column: DB-624 ID: 0.18(mm)

% Moisture: | Level: (low/med) Low

Analysis Batch No.: 379476 | Units: ug/L

CAS NO.	COMPOUND NAME	RESULT	Q	RL	MDL
123-91-1	1,4-Dioxane	0.40	U	0.40	0.11

CAS NO.	SURROGATE	%REC	Q	LIMITS
17060-07-0	1,2-Dichloroethane-d4 (Surr)	120		60-132
460-00-4	4-Bromofluorobenzene	102		72-123

FORM I
GC/MS VOA ORGANICS ANALYSIS DATA SHEET

Lab Name: TestAmerica Edison | Job No.: 460-116748-1

SDG No.:

Client Sample ID: MW-22ML-XX | Lab Sample ID: 460-116748-7

Matrix: Water | Lab File ID: N95299.D

Analysis Method: 8260C SIM | Date Collected: 07/08/2016 10:22

Sample wt/vol: 5(mL) | Date Analyzed: 07/17/2016 16:04

Soil Aliquot Vol: | Dilution Factor: 1

Soil Extract Vol.: | GC Column: DB-624 ID: 0.18(mm)

% Moisture: | Level: (low/med) Low

Analysis Batch No.: 379476 | Units: ug/L

CAS NO.	COMPOUND NAME	RESULT	Q	RL	MDL
123-91-1	1,4-Dioxane	1.3		0.40	0.11

CAS NO.	SURROGATE	%REC	Q	LIMITS
17060-07-0	1,2-Dichloroethane-d4 (Surr)	113		60-132
460-00-4	4-Bromofluorobenzene	106		72-123

FORM I
GC/MS VOA ORGANICS ANALYSIS DATA SHEET

Lab Name: TestAmerica Edison | Job No.: 460-116748-1

SDG No.:

Client Sample ID: MW-22ML-XX | Lab Sample ID: 460-116748-7

Matrix: Water | Lab File ID: N95321.D

Analysis Method: 8260C SIM | Date Collected: 07/08/2016 10:22

Sample wt/vol: 5(mL) | Date Analyzed: 07/18/2016 10:16

Soil Aliquot Vol: | Dilution Factor: 1

Soil Extract Vol.: | GC Column: DB-624 ID: 0.18(mm)

% Moisture: | Level: (low/med) Low

Analysis Batch No.: 379539 | Units: ug/L

CAS NO.	SURROGATE	%REC	Q	LIMITS
17060-07-0	1,2-Dichloroethane-d4 (Surr)	124		60-132
460-00-4	4-Bromofluorobenzene	96		72-123

FORM I
GC/MS VOA ORGANICS ANALYSIS DATA SHEET

Lab Name: TestAmerica Edison | Job No.: 460-116748-1

SDG No.:

Client Sample ID: MW-22GL-XX | Lab Sample ID: 460-116748-8

Matrix: Water | Lab File ID: N95300.D

Analysis Method: 8260C SIM | Date Collected: 07/08/2016 10:20

Sample wt/vol: 5(mL) | Date Analyzed: 07/17/2016 16:29

Soil Aliquot Vol: | Dilution Factor: 1

Soil Extract Vol.: | GC Column: DB-624 ID: 0.18(mm)

% Moisture: | Level: (low/med) Low

Analysis Batch No.: 379476 | Units: ug/L

CAS NO.	COMPOUND NAME	RESULT	Q	RL	MDL
123-91-1	1,4-Dioxane	0.98		0.40	0.11

CAS NO.	SURROGATE	%REC	Q	LIMITS
17060-07-0	1,2-Dichloroethane-d4 (Surr)	120		60-132
460-00-4	4-Bromofluorobenzene	97		72-123

FORM I
GC/MS VOA ORGANICS ANALYSIS DATA SHEET

Lab Name: TestAmerica Edison | Job No.: 460-116748-1

SDG No.:

Client Sample ID: MW-8GU-XX | Lab Sample ID: 460-116748-9

Matrix: Water | Lab File ID: N95301.D

Analysis Method: 8260C SIM | Date Collected: 07/08/2016 09:40

Sample wt/vol: 5(mL) | Date Analyzed: 07/17/2016 16:54

Soil Aliquot Vol: | Dilution Factor: 1

Soil Extract Vol.: | GC Column: DB-624 ID: 0.18(mm)

% Moisture: | Level: (low/med) Low

Analysis Batch No.: 379476 | Units: ug/L

CAS NO.	COMPOUND NAME	RESULT	Q	RL	MDL
123-91-1	1,4-Dioxane	0.40	U	0.40	0.11

CAS NO.	SURROGATE	%REC	Q	LIMITS
17060-07-0	1,2-Dichloroethane-d4 (Surr)	118		60-132
460-00-4	4-Bromofluorobenzene	101		72-123

FORM I
GC/MS VOA ORGANICS ANALYSIS DATA SHEET

Lab Name: TestAmerica Edison | Job No.: 460-116748-1

SDG No.:

Client Sample ID: MW-8GL-XX | Lab Sample ID: 460-116748-10

Matrix: Water | Lab File ID: N95302.D

Analysis Method: 8260C SIM | Date Collected: 07/08/2016 10:50

Sample wt/vol: 5(mL) | Date Analyzed: 07/17/2016 17:19

Soil Aliquot Vol: | Dilution Factor: 1

Soil Extract Vol.: | GC Column: DB-624 ID: 0.18(mm)

% Moisture: | Level: (low/med) Low

Analysis Batch No.: 379476 | Units: ug/L

CAS NO.	COMPOUND NAME	RESULT	Q	RL	MDL
123-91-1	1,4-Dioxane	0.98		0.40	0.11

CAS NO.	SURROGATE	%REC	Q	LIMITS
17060-07-0	1,2-Dichloroethane-d4 (Surr)	107		60-132
460-00-4	4-Bromofluorobenzene	102		72-123

FORM I
GC/MS VOA ORGANICS ANALYSIS DATA SHEET

Lab Name: TestAmerica Edison | Job No.: 460-116748-1

SDG No.:

Client Sample ID: QC-TB070716 | Lab Sample ID: 460-116748-11

Matrix: Water | Lab File ID: N95293.D

Analysis Method: 8260C SIM | Date Collected: 07/07/2016 07:10

Sample wt/vol: 5(mL) | Date Analyzed: 07/17/2016 13:34

Soil Aliquot Vol: | Dilution Factor: 1

Soil Extract Vol.: | GC Column: DB-624 ID: 0.18(mm)

% Moisture: | Level: (low/med) Low

Analysis Batch No.: 379476 | Units: ug/L

CAS NO.	COMPOUND NAME	RESULT	Q	RL	MDL
123-91-1	1,4-Dioxane	0.40	U	0.40	0.11

CAS NO.	SURROGATE	%REC	Q	LIMITS
17060-07-0	1,2-Dichloroethane-d4 (Surr)	125		60-132
460-00-4	4-Bromofluorobenzene	104		72-123

FORM I
GC/MS VOA ORGANICS ANALYSIS DATA SHEET

Lab Name: TestAmerica Edison | Job No.: 460-116748-1

SDG No.:

Client Sample ID: QC-EB070716 | Lab Sample ID: 460-116748-12

Matrix: Water | Lab File ID: N95294.D

Analysis Method: 8260C SIM | Date Collected: 07/07/2016 07:20

Sample wt/vol: 5(mL) | Date Analyzed: 07/17/2016 13:59

Soil Aliquot Vol: | Dilution Factor: 1

Soil Extract Vol.: | GC Column: DB-624 ID: 0.18(mm)

% Moisture: | Level: (low/med) Low

Analysis Batch No.: 379476 | Units: ug/L

CAS NO.	COMPOUND NAME	RESULT	Q	RL	MDL
123-91-1	1,4-Dioxane	0.40	U	0.40	0.11

CAS NO.	SURROGATE	%REC	Q	LIMITS
17060-07-0	1,2-Dichloroethane-d4 (Surr)	118		60-132
460-00-4	4-Bromofluorobenzene	98		72-123

FORM I
GC/MS VOA ORGANICS ANALYSIS DATA SHEET

Lab Name: TestAmerica Edison | Job No.: 460-116748-1

SDG No.:

Client Sample ID: MW-1GL-XX | Lab Sample ID: 460-116748-13

Matrix: Water | Lab File ID: N95303.D

Analysis Method: 8260C SIM | Date Collected: 07/07/2016 09:55

Sample wt/vol: 5(mL) | Date Analyzed: 07/17/2016 17:44

Soil Aliquot Vol: | Dilution Factor: 1

Soil Extract Vol.: | GC Column: DB-624 ID: 0.18(mm)

% Moisture: | Level: (low/med) Low

Analysis Batch No.: 379476 | Units: ug/L

CAS NO.	COMPOUND NAME	RESULT	Q	RL	MDL
123-91-1	1,4-Dioxane	0.47		0.40	0.11

CAS NO.	SURROGATE	%REC	Q	LIMITS
17060-07-0	1,2-Dichloroethane-d4 (Surr)	115		60-132
460-00-4	4-Bromofluorobenzene	100		72-123

FORM I
GC/MS VOA ORGANICS ANALYSIS DATA SHEET

Lab Name: TestAmerica Edison | Job No.: 460-116748-1

SDG No.:

Client Sample ID: MW-1MI-XX | Lab Sample ID: 460-116748-14

Matrix: Water | Lab File ID: N95304.D

Analysis Method: 8260C SIM | Date Collected: 07/07/2016 11:20

Sample wt/vol: 5(mL) | Date Analyzed: 07/17/2016 18:09

Soil Aliquot Vol: | Dilution Factor: 1

Soil Extract Vol.: | GC Column: DB-624 ID: 0.18(mm)

% Moisture: | Level: (low/med) Low

Analysis Batch No.: 379476 | Units: ug/L

CAS NO.	COMPOUND NAME	RESULT	Q	RL	MDL
123-91-1	1,4-Dioxane	1.2		0.40	0.11

CAS NO.	SURROGATE	%REC	Q	LIMITS
17060-07-0	1,2-Dichloroethane-d4 (Surr)	112		60-132
460-00-4	4-Bromofluorobenzene	93		72-123

FORM I
GC/MS VOA ORGANICS ANALYSIS DATA SHEET

Lab Name: TestAmerica Edison
Job No.: 460-116748-1
SDG No.:
Client Sample ID: MW-1MI/L-XX
Lab Sample ID: 460-116748-15
Matrix: Water
Lab File ID: N95305.D
Analysis Method: 8260C SIM
Date Collected: 07/07/2016 13:05
Sample wt/vol: 5(mL)
Date Analyzed: 07/17/2016 18:34
Soil Aliquot Vol:
Dilution Factor: 1
Soil Extract Vol.:
GC Column: DB-624 ID: 0.18(mm)
% Moisture:
Level: (low/med) Low
Analysis Batch No.: 379476
Units: ug/L

CAS NO.	COMPOUND NAME	RESULT	Q	RL	MDL
123-91-1	1,4-Dioxane	0.60		0.40	0.11

CAS NO.	SURROGATE	%REC	Q	LIMITS
17060-07-0	1,2-Dichloroethane-d4 (Surr)	108		60-132
460-00-4	4-Bromofluorobenzene	89		72-123

FORM I
GC/MS VOA ORGANICS ANALYSIS DATA SHEET

Lab Name: TestAmerica Edison | Job No.: 460-116748-1

SDG No.:

Client Sample ID: MW-17GL-XX | Lab Sample ID: 460-116748-16

Matrix: Water | Lab File ID: N95306.D

Analysis Method: 8260C SIM | Date Collected: 07/07/2016 15:05

Sample wt/vol: 5(mL) | Date Analyzed: 07/17/2016 18:59

Soil Aliquot Vol: | Dilution Factor: 1

Soil Extract Vol.: | GC Column: DB-624 ID: 0.18(mm)

% Moisture: | Level: (low/med) Low

Analysis Batch No.: 379476 | Units: ug/L

CAS NO.	COMPOUND NAME	RESULT	Q	RL	MDL
123-91-1	1,4-Dioxane	1.2		0.40	0.11

CAS NO.	SURROGATE	%REC	Q	LIMITS
17060-07-0	1,2-Dichloroethane-d4 (Surr)	123		60-132
460-00-4	4-Bromofluorobenzene	98		72-123

FORM I
GC/MS VOA ORGANICS ANALYSIS DATA SHEET

Lab Name: TestAmerica Edison | Job No.: 460-116748-1

SDG No.:

Client Sample ID: MW-18GL-XX | Lab Sample ID: 460-116748-17

Matrix: Water | Lab File ID: N95307.D

Analysis Method: 8260C SIM | Date Collected: 07/07/2016 11:20

Sample wt/vol: 5(mL) | Date Analyzed: 07/17/2016 19:24

Soil Aliquot Vol: | Dilution Factor: 1

Soil Extract Vol.: | GC Column: DB-624 ID: 0.18(mm)

% Moisture: | Level: (low/med) Low

Analysis Batch No.: 379476 | Units: ug/L

CAS NO.	COMPOUND NAME	RESULT	Q	RL	MDL
123-91-1	1,4-Dioxane	0.40	U	0.40	0.11

CAS NO.	SURROGATE	%REC	Q	LIMITS
17060-07-0	1,2-Dichloroethane-d4 (Surr)	118		60-132
460-00-4	4-Bromofluorobenzene	97		72-123

FORM I
GC/MS VOA ORGANICS ANALYSIS DATA SHEET

Lab Name: TestAmerica Edison | Job No.: 460-116748-1

SDG No.:

Client Sample ID: MW-18ML-XX | Lab Sample ID: 460-116748-18

Matrix: Water | Lab File ID: N95308.D

Analysis Method: 8260C SIM | Date Collected: 07/07/2016 11:05

Sample wt/vol: 5(mL) | Date Analyzed: 07/17/2016 19:49

Soil Aliquot Vol: | Dilution Factor: 1

Soil Extract Vol.: | GC Column: DB-624 ID: 0.18(mm)

% Moisture: | Level: (low/med) Low

Analysis Batch No.: 379476 | Units: ug/L

CAS NO.	COMPOUND NAME	RESULT	Q	RL	MDL
123-91-1	1,4-Dioxane	0.66		0.40	0.11

CAS NO.	SURROGATE	%REC	Q	LIMITS
17060-07-0	1,2-Dichloroethane-d4 (Surr)	117		60-132
460-00-4	4-Bromofluorobenzene	92		72-123

FORM I
GC/MS VOA ORGANICS ANALYSIS DATA SHEET

Lab Name: TestAmerica Edison | Job No.: 460-116748-1

SDG No.:

Client Sample ID: MW-39MI-XX | Lab Sample ID: 460-116748-19

Matrix: Water | Lab File ID: N95309.D

Analysis Method: 8260C SIM | Date Collected: 07/07/2016 13:20

Sample wt/vol: 5(mL) | Date Analyzed: 07/17/2016 20:14

Soil Aliquot Vol: | Dilution Factor: 1

Soil Extract Vol.: | GC Column: DB-624 ID: 0.18(mm)

% Moisture: | Level: (low/med) Low

Analysis Batch No.: 379476 | Units: ug/L

CAS NO.	COMPOUND NAME	RESULT	Q	RL	MDL
123-91-1	1,4-Dioxane	1.2		0.40	0.11

CAS NO.	SURROGATE	%REC	Q	LIMITS
17060-07-0	1,2-Dichloroethane-d4 (Surr)	111		60-132
460-00-4	4-Bromofluorobenzene	94		72-123

FORM I
GC/MS VOA ORGANICS ANALYSIS DATA SHEET

Lab Name: TestAmerica Edison | Job No.: 460-116748-1

SDG No.:

Client Sample ID: MW-39MU-XX | Lab Sample ID: 460-116748-20

Matrix: Water | Lab File ID: N95310.D

Analysis Method: 8260C SIM | Date Collected: 07/07/2016 14:35

Sample wt/vol: 5(mL) | Date Analyzed: 07/17/2016 20:39

Soil Aliquot Vol: | Dilution Factor: 1

Soil Extract Vol.: | GC Column: DB-624 ID: 0.18(mm)

% Moisture: | Level: (low/med) Low

Analysis Batch No.: 379476 | Units: ug/L

CAS NO.	COMPOUND NAME	RESULT	Q	RL	MDL
123-91-1	1,4-Dioxane	1.1		0.40	0.11

CAS NO.	SURROGATE	%REC	Q	LIMITS
17060-07-0	1,2-Dichloroethane-d4 (Surr)	121		60-132
460-00-4	4-Bromofluorobenzene	96		72-123

FORM I
GC/MS VOA ORGANICS ANALYSIS DATA SHEET

Lab Name: TestAmerica Edison | Job No.: 460-116748-1

SDG No.:

Client Sample ID: MW-8ML-XX | Lab Sample ID: 460-116748-21

Matrix: Water | Lab File ID: N95322.D

Analysis Method: 8260C SIM | Date Collected: 07/08/2016 12:40

Sample wt/vol: 5(mL) | Date Analyzed: 07/18/2016 10:41

Soil Aliquot Vol: | Dilution Factor: 1

Soil Extract Vol.: | GC Column: DB-624 ID: 0.18(mm)

% Moisture: | Level: (low/med) Low

Analysis Batch No.: 379539 | Units: ug/L

CAS NO.	COMPOUND NAME	RESULT	Q	RL	MDL
123-91-1	1,4-Dioxane	1.1		0.40	0.11

CAS NO.	SURROGATE	%REC	Q	LIMITS
17060-07-0	1,2-Dichloroethane-d4 (Surr)	108		60-132
460-00-4	4-Bromofluorobenzene	97		72-123

FORM I
GC/MS VOA ORGANICS ANALYSIS DATA SHEET

Lab Name: TestAmerica Edison | Job No.: 460-116748-1

SDG No.:

Client Sample ID: MW-1ML-XX | Lab Sample ID: 460-116748-22

Matrix: Water | Lab File ID: N95323.D

Analysis Method: 8260C SIM | Date Collected: 07/08/2016 11:45

Sample wt/vol: 5(mL) | Date Analyzed: 07/18/2016 11:07

Soil Aliquot Vol: | Dilution Factor: 1

Soil Extract Vol.: | GC Column: DB-624 ID: 0.18(mm)

% Moisture: | Level: (low/med) Low

Analysis Batch No.: 379539 | Units: ug/L

CAS NO.	COMPOUND NAME	RESULT	Q	RL	MDL
123-91-1	1,4-Dioxane	0.40	U	0.40	0.11

CAS NO.	SURROGATE	%REC	Q	LIMITS
17060-07-0	1,2-Dichloroethane-d4 (Surr)	105		60-132
460-00-4	4-Bromofluorobenzene	98		72-123

FORM I
GC/MS VOA ORGANICS ANALYSIS DATA SHEET

Lab Name: TestAmerica Edison | Job No.: 460-116748-1

SDG No.:

Client Sample ID: MW-17ML-XX | Lab Sample ID: 460-116748-23

Matrix: Water | Lab File ID: N95324.D

Analysis Method: 8260C SIM | Date Collected: 07/08/2016 12:47

Sample wt/vol: 5(mL) | Date Analyzed: 07/18/2016 11:32

Soil Aliquot Vol: | Dilution Factor: 1

Soil Extract Vol.: | GC Column: DB-624 ID: 0.18(mm)

% Moisture: | Level: (low/med) Low

Analysis Batch No.: 379539 | Units: ug/L

CAS NO.	COMPOUND NAME	RESULT	Q	RL	MDL
123-91-1	1,4-Dioxane	0.74		0.40	0.11

CAS NO.	SURROGATE	%REC	Q	LIMITS
17060-07-0	1,2-Dichloroethane-d4 (Surr)	112		60-132
460-00-4	4-Bromofluorobenzene	103		72-123

FORM I
GC/MS VOA ORGANICS ANALYSIS DATA SHEET

Lab Name: TestAmerica Edison | Job No.: 460-116748-1

SDG No.:

Client Sample ID: MW-39ML-XX | Lab Sample ID: 460-116748-26

Matrix: Water | Lab File ID: N95325.D

Analysis Method: 8260C SIM | Date Collected: 07/08/2016 14:10

Sample wt/vol: 5(mL) | Date Analyzed: 07/18/2016 11:57

Soil Aliquot Vol: | Dilution Factor: 1

Soil Extract Vol.: | GC Column: DB-624 ID: 0.18(mm)

% Moisture: | Level: (low/med) Low

Analysis Batch No.: 379539 | Units: ug/L

CAS NO.	COMPOUND NAME	RESULT	Q	RL	MDL
123-91-1	1,4-Dioxane	1.3		0.40	0.11

CAS NO.	SURROGATE	%REC	Q	LIMITS
17060-07-0	1,2-Dichloroethane-d4 (Surr)	103		60-132
460-00-4	4-Bromofluorobenzene	97		72-123

FORM I
GC/MS VOA ORGANICS ANALYSIS DATA SHEET

Lab Name: TestAmerica Edison | Job No.: 460-116748-1

SDG No.:

Client Sample ID: IW-N2169-XX | Lab Sample ID: 460-116748-1

Matrix: Water | Lab File ID: V45779.D

Analysis Method: OLM04.2/VOL | Date Collected: 07/07/2016 09:58

Sample wt/vol: 5(mL) | Date Analyzed: 07/13/2016 04:15

Soil Aliquot Vol: | Dilution Factor: 1

Soil Extract Vol.: | GC Column: Rtx-624 ID: 0.25(mm)

% Moisture: | Level: (low/med) Low

Analysis Batch No.: 378703 | Units: ug/L

CAS NO.	COMPOUND NAME	RESULT	Q	RL	MDL
127-18-4	Tetrachloroethene (PCE)	0.17	J	1.0	0.10
156-59-2	cis-1,2-Dichloroethene	1.0	U	1.0	0.10
76-13-1	Freon 113	1.0	U	1.0	0.10
79-01-6	Trichloroethene (TCE)	1.0	U	1.0	0.10

CAS NO.	SURROGATE	%REC	Q	LIMITS
460-00-4	Bromofluorobenzene	93		86-115
17060-07-0	1,2-Dichloroethane-d4 (Surr)	101		76-114
2037-26-5	Toluene-d8 (Surr)	96		88-110

FORM I
GC/MS VOA ORGANICS ANALYSIS DATA SHEET

Lab Name: TestAmerica Edison | Job No.: 460-116748-1

SDG No.:

Client Sample ID: IW-N13221-XX | Lab Sample ID: 460-116748-2

Matrix: Water | Lab File ID: V45780.D

Analysis Method: OLM04.2/VOL | Date Collected: 07/07/2016 06:50

Sample wt/vol: 5(mL) | Date Analyzed: 07/13/2016 04:38

Soil Aliquot Vol: | Dilution Factor: 1

Soil Extract Vol.: | GC Column: Rtx-624 ID: 0.25(mm)

% Moisture: | Level: (low/med) Low

Analysis Batch No.: 378703 | Units: ug/L

CAS NO.	COMPOUND NAME	RESULT	Q	RL	MDL
71-55-6	1,1,1-Trichloroethane	1.0	U	1.0	0.10
79-34-5	1,1,2,2-Tetrachloroethane	1.0	U	1.0	0.10
76-13-1	1,1,2-Trichloro-1,2,2-trifluoroethane	0.84	J	1.0	0.10
79-00-5	1,1,2-Trichloroethane	1.0	U	1.0	0.10
75-34-3	1,1-Dichloroethane	1.0	U	1.0	0.10
75-35-4	1,1-Dichloroethene	1.0	U	1.0	0.10
120-82-1	1,2,4-Trichlorobenzene	1.0	U	1.0	0.10
96-12-8	1,2-Dibromo-3-Chloropropane	1.0	U	1.0	0.10
106-93-4	1,2-Dibromoethane	1.0	U	1.0	0.10
95-50-1	1,2-Dichlorobenzene	1.0	U	1.0	0.10
107-06-2	1,2-Dichloroethane	1.0	U	1.0	0.10
78-87-5	1,2-Dichloropropane	1.0	U	1.0	0.10
541-73-1	1,3-Dichlorobenzene	1.0	U	1.0	0.10
106-46-7	1,4-Dichlorobenzene	1.0	U	1.0	0.10
591-78-6	2-Hexanone	1.0	U	1.0	0.10
67-64-1	Acetone	1.0	U *	1.0	0.10
71-43-2	Benzene	1.0	U	1.0	0.10
75-27-4	Bromodichloromethane	1.0	U	1.0	0.10
75-25-2	Bromoform	1.0	U	1.0	0.10
74-83-9	Bromomethane	1.0	U	1.0	0.10
75-15-0	Carbon disulfide	1.0	U	1.0	0.10
56-23-5	Carbon tetrachloride	1.0	U	1.0	0.10
108-90-7	Chlorobenzene	1.0	U	1.0	0.10
75-45-6	Chlorodifluoromethane	1.0	U	1.0	0.10
75-00-3	Chloroethane	1.0	U	1.0	0.10
67-66-3	Chloroform	0.46	J	1.0	0.10
74-87-3	Chloromethane	1.0	U	1.0	0.10
156-59-2	cis-1,2-Dichloroethene	16		1.0	0.10
10061-01-5	cis-1,3-Dichloropropene	1.0	U	1.0	0.10
110-82-7	Cyclohexane	1.0	U	1.0	0.10
124-48-1	Dibromochloromethane	1.0	U	1.0	0.10
75-71-8	Dichlorodifluoromethane	1.0	U	1.0	0.10
100-41-4	Ethylbenzene	1.0	U	1.0	0.10
75-69-4	Freon 11	0.11	J	1.0	0.10
76-15-3	Freon 115	1.0	U	1.0	0.10

FORM I
GC/MS VOA ORGANICS ANALYSIS DATA SHEET

Lab Name: TestAmerica Edison | Job No.: 460-116748-1
SDG No.:
Client Sample ID: IW-N13221-XX | Lab Sample ID: 460-116748-2
Matrix: Water | Lab File ID: V45780.D
Analysis Method: OLM04.2/VOL | Date Collected: 07/07/2016 06:50
Sample wt/vol: 5(mL) | Date Analyzed: 07/13/2016 04:38
Soil Aliquot Vol: | Dilution Factor: 1
Soil Extract Vol.: | GC Column: Rtx-624 ID: 0.25(mm)
% Moisture: | Level: (low/med) Low
Analysis Batch No.: 378703 | Units: ug/L

CAS NO.	COMPOUND NAME	RESULT	Q	RL	MDL
306-83-2	Freon 123	1.0	U	1.0	0.10
75-37-6	Freon 152a	1.0	U	1.0	0.10
98-82-8	Isopropylbenzene	1.0	U	1.0	0.10
179601-23-1	m&p-Xylene	1.0	U	1.0	0.10
79-20-9	Methyl acetate	1.0	U	1.0	0.10
78-93-3	Methyl ethyl ketone (MEK)	1.0	U	1.0	0.10
108-10-1	Methyl isobutyl ketone (MIBK)	1.0	U	1.0	0.10
1634-04-4	Methyl tert-butyl ether	1.0	U	1.0	0.10
108-87-2	Methylcyclohexane	1.0	U	1.0	0.10
75-09-2	Methylene Chloride	1.0	U	1.0	0.10
95-47-6	o-Xylene	1.0	U	1.0	0.10
100-42-5	Styrene	1.0	U	1.0	0.10
127-18-4	Tetrachloroethene	4.5		1.0	0.10
108-88-3	Toluene	1.0	U	1.0	0.10
156-60-5	trans-1,2-Dichloroethene	1.0	U	1.0	0.10
10061-02-6	trans-1,3-Dichloropropene	1.0	U	1.0	0.10
79-01-6	Trichloroethene	6.9		1.0	0.10
75-01-4	Vinyl chloride	1.0	U	1.0	0.10
1330-20-7	Xylenes, Total	1.0	U	1.0	0.10

CAS NO.	SURROGATE	%REC	Q	LIMITS
17060-07-0	1,2-Dichloroethane-d4 (Surr)	99		76-114
460-00-4	Bromofluorobenzene	95		86-115
2037-26-5	Toluene-d8 (Surr)	96		88-110

FORM I
GC/MS VOA ORGANICS ANALYSIS DATA SHEET
TENTATIVELY IDENTIFIED COMPOUNDS

Lab Name: TestAmerica Edison Job No.: 460-116748-1

SDG No.:

Client Sample ID: IW-N13221-XX Lab Sample ID: 460-116748-2

Matrix: Water Lab File ID: V45780.D

Analysis Method: OLM04.2/VOL Date Collected: 07/07/2016 06:50

Sample wt/vol: 5(mL) Date Analyzed: 07/13/2016 04:38

Soil Aliquot Vol: Dilution Factor: 1

Soil Extract Vol.: GC Column: Rtx-624 ID: 0.25(mm)

% Moisture: Level: (low/med) Low

Analysis Batch No.: 378703 Units: ug/L

Number TICs Found: 0 TIC Result Total: 0

CAS NO.	COMPOUND NAME	RT	RESULT	Q	MATCH QUALITY
	Tentatively Identified Compound		None		

FORM I
GC/MS VOA ORGANICS ANALYSIS DATA SHEET

Lab Name: TestAmerica Edison | Job No.: 460-116748-1

SDG No.:

Client Sample ID: IW-N13266-XX | Lab Sample ID: 460-116748-3

Matrix: Water | Lab File ID: V45781.D

Analysis Method: OLM04.2/VOL | Date Collected: 07/07/2016 13:30

Sample wt/vol: 5(mL) | Date Analyzed: 07/13/2016 05:02

Soil Aliquot Vol: | Dilution Factor: 1

Soil Extract Vol.: | GC Column: Rtx-624 ID: 0.25(mm)

% Moisture: | Level: (low/med) Low

Analysis Batch No.: 378703 | Units: ug/L

CAS NO.	COMPOUND NAME	RESULT	Q	RL	MDL
71-55-6	1,1,1-Trichloroethane	1.0	U	1.0	0.10
79-34-5	1,1,2,2-Tetrachloroethane	1.0	U	1.0	0.10
76-13-1	1,1,2-Trichloro-1,2,2-trifluoroethane	0.44	J	1.0	0.10
79-00-5	1,1,2-Trichloroethane	1.0	U	1.0	0.10
75-34-3	1,1-Dichloroethane	1.0	U	1.0	0.10
75-35-4	1,1-Dichloroethene	1.0	U	1.0	0.10
120-82-1	1,2,4-Trichlorobenzene	1.0	U	1.0	0.10
96-12-8	1,2-Dibromo-3-Chloropropane	1.0	U	1.0	0.10
106-93-4	1,2-Dibromoethane	1.0	U	1.0	0.10
95-50-1	1,2-Dichlorobenzene	1.0	U	1.0	0.10
107-06-2	1,2-Dichloroethane	1.0	U	1.0	0.10
78-87-5	1,2-Dichloropropane	1.0	U	1.0	0.10
541-73-1	1,3-Dichlorobenzene	1.0	U	1.0	0.10
106-46-7	1,4-Dichlorobenzene	1.0	U	1.0	0.10
591-78-6	2-Hexanone	1.0	U	1.0	0.10
67-64-1	Acetone	1.0	U *	1.0	0.10
71-43-2	Benzene	1.0	U	1.0	0.10
75-27-4	Bromodichloromethane	1.0	U	1.0	0.10
75-25-2	Bromoform	1.0	U	1.0	0.10
74-83-9	Bromomethane	1.0	U	1.0	0.10
75-15-0	Carbon disulfide	1.0	U	1.0	0.10
56-23-5	Carbon tetrachloride	1.0	U	1.0	0.10
108-90-7	Chlorobenzene	1.0	U	1.0	0.10
75-45-6	Chlorodifluoromethane	1.0	U	1.0	0.10
75-00-3	Chloroethane	1.0	U	1.0	0.10
67-66-3	Chloroform	0.29	J	1.0	0.10
74-87-3	Chloromethane	1.0	U	1.0	0.10
156-59-2	cis-1,2-Dichloroethene	6.0		1.0	0.10
10061-01-5	cis-1,3-Dichloropropene	1.0	U	1.0	0.10
110-82-7	Cyclohexane	1.0	U	1.0	0.10
124-48-1	Dibromochloromethane	1.0	U	1.0	0.10
75-71-8	Dichlorodifluoromethane	1.0	U	1.0	0.10
100-41-4	Ethylbenzene	1.0	U	1.0	0.10
75-69-4	Freon 11	1.0	U	1.0	0.10
76-15-3	Freon 115	1.0	U	1.0	0.10

FORM I
GC/MS VOA ORGANICS ANALYSIS DATA SHEET

Lab Name: TestAmerica Edison | Job No.: 460-116748-1
SDG No.:
Client Sample ID: IW-N13266-XX | Lab Sample ID: 460-116748-3
Matrix: Water | Lab File ID: V45781.D
Analysis Method: OLM04.2/VOL | Date Collected: 07/07/2016 13:30
Sample wt/vol: 5(mL) | Date Analyzed: 07/13/2016 05:02
Soil Aliquot Vol: | Dilution Factor: 1
Soil Extract Vol.: | GC Column: Rtx-624 ID: 0.25(mm)
% Moisture: | Level: (low/med) Low
Analysis Batch No.: 378703 | Units: ug/L

CAS NO.	COMPOUND NAME	RESULT	Q	RL	MDL
306-83-2	Freon 123	1.0	U	1.0	0.10
75-37-6	Freon 152a	1.0	U	1.0	0.10
98-82-8	Isopropylbenzene	1.0	U	1.0	0.10
179601-23-1	m&p-Xylene	1.0	U	1.0	0.10
79-20-9	Methyl acetate	1.0	U	1.0	0.10
78-93-3	Methyl ethyl ketone (MEK)	1.0	U	1.0	0.10
108-10-1	Methyl isobutyl ketone (MIBK)	1.0	U	1.0	0.10
1634-04-4	Methyl tert-butyl ether	1.0	U	1.0	0.10
108-87-2	Methylcyclohexane	1.0	U	1.0	0.10
75-09-2	Methylene Chloride	1.0	U	1.0	0.10
95-47-6	o-Xylene	1.0	U	1.0	0.10
100-42-5	Styrene	1.0	U	1.0	0.10
127-18-4	Tetrachloroethene	2.0		1.0	0.10
108-88-3	Toluene	1.0	U	1.0	0.10
156-60-5	trans-1,2-Dichloroethene	1.0	U	1.0	0.10
10061-02-6	trans-1,3-Dichloropropene	1.0	U	1.0	0.10
79-01-6	Trichloroethene	2.8		1.0	0.10
75-01-4	Vinyl chloride	1.0	U	1.0	0.10
1330-20-7	Xylenes, Total	1.0	U	1.0	0.10

CAS NO.	SURROGATE	%REC	Q	LIMITS
17060-07-0	1,2-Dichloroethane-d4 (Surr)	102		76-114
460-00-4	Bromofluorobenzene	95		86-115
2037-26-5	Toluene-d8 (Surr)	94		88-110

FORM I
GC/MS VOA ORGANICS ANALYSIS DATA SHEET
TENTATIVELY IDENTIFIED COMPOUNDS

Lab Name: TestAmerica Edison Job No.: 460-116748-1

SDG No.:

Client Sample ID: IW-N13266-XX Lab Sample ID: 460-116748-3

Matrix: Water Lab File ID: V45781.D

Analysis Method: OLM04.2/VOL Date Collected: 07/07/2016 13:30

Sample wt/vol: 5(mL) Date Analyzed: 07/13/2016 05:02

Soil Aliquot Vol: Dilution Factor: 1

Soil Extract Vol.: GC Column: Rtx-624 ID: 0.25(mm)

% Moisture: Level: (low/med) Low

Analysis Batch No.: 378703 Units: ug/L

Number TICs Found: 0 TIC Result Total: 0

CAS NO.	COMPOUND NAME	RT	RESULT	Q	MATCH QUALITY
	Tentatively Identified Compound		None		

FORM I
GC/MS VOA ORGANICS ANALYSIS DATA SHEET

Lab Name: TestAmerica Edison | Job No.: 460-116748-1

SDG No.:

Client Sample ID: IW-N13889-XX | Lab Sample ID: 460-116748-4

Matrix: Water | Lab File ID: V45782.D

Analysis Method: OLM04.2/VOL | Date Collected: 07/07/2016 06:25

Sample wt/vol: 5(mL) | Date Analyzed: 07/13/2016 05:26

Soil Aliquot Vol: | Dilution Factor: 1

Soil Extract Vol.: | GC Column: Rtx-624 ID: 0.25(mm)

% Moisture: | Level: (low/med) Low

Analysis Batch No.: 378703 | Units: ug/L

CAS NO.	COMPOUND NAME	RESULT	Q	RL	MDL
71-55-6	1,1,1-Trichloroethane	1.0	U	1.0	0.10
79-34-5	1,1,2,2-Tetrachloroethane	1.0	U	1.0	0.10
76-13-1	1,1,2-Trichloro-1,2,2-trifluoroethane	2.0		1.0	0.10
79-00-5	1,1,2-Trichloroethane	1.0	U	1.0	0.10
75-34-3	1,1-Dichloroethane	1.0	U	1.0	0.10
75-35-4	1,1-Dichloroethene	1.0	U	1.0	0.10
120-82-1	1,2,4-Trichlorobenzene	1.0	U	1.0	0.10
96-12-8	1,2-Dibromo-3-Chloropropane	1.0	U	1.0	0.10
106-93-4	1,2-Dibromoethane	1.0	U	1.0	0.10
95-50-1	1,2-Dichlorobenzene	1.0	U	1.0	0.10
107-06-2	1,2-Dichloroethane	1.0	U	1.0	0.10
78-87-5	1,2-Dichloropropane	1.0	U	1.0	0.10
541-73-1	1,3-Dichlorobenzene	1.0	U	1.0	0.10
106-46-7	1,4-Dichlorobenzene	1.0	U	1.0	0.10
591-78-6	2-Hexanone	1.0	U	1.0	0.10
67-64-1	Acetone	1.0	U *	1.0	0.10
71-43-2	Benzene	1.0	U	1.0	0.10
75-27-4	Bromodichloromethane	1.0	U	1.0	0.10
75-25-2	Bromoform	1.0	U	1.0	0.10
74-83-9	Bromomethane	1.0	U	1.0	0.10
75-15-0	Carbon disulfide	1.0	U	1.0	0.10
56-23-5	Carbon tetrachloride	1.0	U	1.0	0.10
108-90-7	Chlorobenzene	1.0	U	1.0	0.10
75-45-6	Chlorodifluoromethane	1.0	U	1.0	0.10
75-00-3	Chloroethane	1.0	U	1.0	0.10
67-66-3	Chloroform	0.31	J	1.0	0.10
74-87-3	Chloromethane	1.0	U	1.0	0.10
156-59-2	cis-1,2-Dichloroethene	32		1.0	0.10
10061-01-5	cis-1,3-Dichloropropene	1.0	U	1.0	0.10
110-82-7	Cyclohexane	1.0	U	1.0	0.10
124-48-1	Dibromochloromethane	1.0	U	1.0	0.10
75-71-8	Dichlorodifluoromethane	1.0	U	1.0	0.10
100-41-4	Ethylbenzene	1.0	U	1.0	0.10
75-69-4	Freon 11	0.16	J	1.0	0.10
76-15-3	Freon 115	1.0	U	1.0	0.10

FORM I
GC/MS VOA ORGANICS ANALYSIS DATA SHEET

Lab Name: TestAmerica Edison | Job No.: 460-116748-1
SDG No.:
Client Sample ID: IW-N13889-XX | Lab Sample ID: 460-116748-4
Matrix: Water | Lab File ID: V45782.D
Analysis Method: OLM04.2/VOL | Date Collected: 07/07/2016 06:25
Sample wt/vol: 5(mL) | Date Analyzed: 07/13/2016 05:26
Soil Aliquot Vol: | Dilution Factor: 1
Soil Extract Vol.: | GC Column: Rtx-624 ID: 0.25(mm)
% Moisture: | Level: (low/med) Low
Analysis Batch No.: 378703 | Units: ug/L

CAS NO.	COMPOUND NAME	RESULT	Q	RL	MDL
306-83-2	Freon 123	1.0	U	1.0	0.10
75-37-6	Freon 152a	1.0	U	1.0	0.10
98-82-8	Isopropylbenzene	1.0	U	1.0	0.10
179601-23-1	m&p-Xylene	1.0	U	1.0	0.10
79-20-9	Methyl acetate	1.0	U	1.0	0.10
78-93-3	Methyl ethyl ketone (MEK)	1.0	U	1.0	0.10
108-10-1	Methyl isobutyl ketone (MIBK)	1.0	U	1.0	0.10
1634-04-4	Methyl tert-butyl ether	0.14	J	1.0	0.10
108-87-2	Methylcyclohexane	1.0	U	1.0	0.10
75-09-2	Methylene Chloride	1.0	U	1.0	0.10
95-47-6	o-Xylene	1.0	U	1.0	0.10
100-42-5	Styrene	1.0	U	1.0	0.10
127-18-4	Tetrachloroethene	7.8		1.0	0.10
108-88-3	Toluene	1.0	U	1.0	0.10
156-60-5	trans-1,2-Dichloroethene	1.0	U	1.0	0.10
10061-02-6	trans-1,3-Dichloropropene	1.0	U	1.0	0.10
79-01-6	Trichloroethene	12		1.0	0.10
75-01-4	Vinyl chloride	1.0	U	1.0	0.10
1330-20-7	Xylenes, Total	1.0	U	1.0	0.10

CAS NO.	SURROGATE	%REC	Q	LIMITS
17060-07-0	1,2-Dichloroethane-d4 (Surr)	105		76-114
460-00-4	Bromofluorobenzene	95		86-115
2037-26-5	Toluene-d8 (Surr)	97		88-110

FORM I
GC/MS VOA ORGANICS ANALYSIS DATA SHEET
TENTATIVELY IDENTIFIED COMPOUNDS

Lab Name: TestAmerica Edison Job No.: 460-116748-1

SDG No.:

Client Sample ID: IW-N13889-XX Lab Sample ID: 460-116748-4

Matrix: Water Lab File ID: V45782.D

Analysis Method: OLM04.2/VOL Date Collected: 07/07/2016 06:25

Sample wt/vol: 5(mL) Date Analyzed: 07/13/2016 05:26

Soil Aliquot Vol: Dilution Factor: 1

Soil Extract Vol.: GC Column: Rtx-624 ID: 0.25(mm)

% Moisture: Level: (low/med) Low

Analysis Batch No.: 378703 Units: ug/L

Number TICs Found: 0 TIC Result Total: 0

CAS NO.	COMPOUND NAME	RT	RESULT	Q	MATCH QUALITY
	Tentatively Identified Compound		None		

FORM I
GC/MS VOA ORGANICS ANALYSIS DATA SHEET

Lab Name: TestAmerica Edison | Job No.: 460-116748-1

SDG No.:

Client Sample ID: QC-TB070816 | Lab Sample ID: 460-116748-5

Matrix: Water | Lab File ID: V45775.D

Analysis Method: OLM04.2/VOL | Date Collected: 07/08/2016 12:10

Sample wt/vol: 5(mL) | Date Analyzed: 07/13/2016 02:40

Soil Aliquot Vol: | Dilution Factor: 1

Soil Extract Vol.: | GC Column: Rtx-624 ID: 0.25(mm)

% Moisture: | Level: (low/med) Low

Analysis Batch No.: 378703 | Units: ug/L

CAS NO.	COMPOUND NAME	RESULT	Q	RL	MDL
71-55-6	1,1,1-Trichloroethane	1.0	U	1.0	0.10
79-34-5	1,1,2,2-Tetrachloroethane	1.0	U	1.0	0.10
76-13-1	1,1,2-Trichloro-1,2,2-trifluoroethane	1.0	U	1.0	0.10
79-00-5	1,1,2-Trichloroethane	1.0	U	1.0	0.10
75-34-3	1,1-Dichloroethane	1.0	U	1.0	0.10
75-35-4	1,1-Dichloroethene	1.0	U	1.0	0.10
120-82-1	1,2,4-Trichlorobenzene	1.0	U	1.0	0.10
96-12-8	1,2-Dibromo-3-Chloropropane	1.0	U	1.0	0.10
106-93-4	1,2-Dibromoethane	1.0	U	1.0	0.10
95-50-1	1,2-Dichlorobenzene	1.0	U	1.0	0.10
107-06-2	1,2-Dichloroethane	1.0	U	1.0	0.10
78-87-5	1,2-Dichloropropane	1.0	U	1.0	0.10
541-73-1	1,3-Dichlorobenzene	1.0	U	1.0	0.10
106-46-7	1,4-Dichlorobenzene	1.0	U	1.0	0.10
591-78-6	2-Hexanone	1.0	U	1.0	0.10
67-64-1	Acetone	1.0	U *	1.0	0.10
71-43-2	Benzene	1.0	U	1.0	0.10
75-27-4	Bromodichloromethane	1.0	U	1.0	0.10
75-25-2	Bromoform	1.0	U	1.0	0.10
74-83-9	Bromomethane	1.0	U	1.0	0.10
75-15-0	Carbon disulfide	1.0	U	1.0	0.10
56-23-5	Carbon tetrachloride	1.0	U	1.0	0.10
108-90-7	Chlorobenzene	1.0	U	1.0	0.10
75-45-6	Chlorodifluoromethane	1.0	U	1.0	0.10
75-00-3	Chloroethane	1.0	U	1.0	0.10
67-66-3	Chloroform	1.0	U	1.0	0.10
74-87-3	Chloromethane	1.0	U	1.0	0.10
156-59-2	cis-1,2-Dichloroethene	1.0	U	1.0	0.10
10061-01-5	cis-1,3-Dichloropropene	1.0	U	1.0	0.10
110-82-7	Cyclohexane	1.0	U	1.0	0.10
124-48-1	Dibromochloromethane	1.0	U	1.0	0.10
75-71-8	Dichlorodifluoromethane	1.0	U	1.0	0.10
100-41-4	Ethylbenzene	1.0	U	1.0	0.10
75-69-4	Freon 11	1.0	U	1.0	0.10
76-15-3	Freon 115	1.0	U	1.0	0.10

FORM I
GC/MS VOA ORGANICS ANALYSIS DATA SHEET

Lab Name: TestAmerica Edison | Job No.: 460-116748-1
SDG No.:
Client Sample ID: QC-TB070816 | Lab Sample ID: 460-116748-5
Matrix: Water | Lab File ID: V45775.D
Analysis Method: OLM04.2/VOL | Date Collected: 07/08/2016 12:10
Sample wt/vol: 5(mL) | Date Analyzed: 07/13/2016 02:40
Soil Aliquot Vol: | Dilution Factor: 1
Soil Extract Vol.: | GC Column: Rtx-624 ID: 0.25(mm)
% Moisture: | Level: (low/med) Low
Analysis Batch No.: 378703 | Units: ug/L

CAS NO.	COMPOUND NAME	RESULT	Q	RL	MDL
306-83-2	Freon 123	1.0	U	1.0	0.10
75-37-6	Freon 152a	1.0	U	1.0	0.10
98-82-8	Isopropylbenzene	1.0	U	1.0	0.10
179601-23-1	m&p-Xylene	1.0	U	1.0	0.10
79-20-9	Methyl acetate	1.0	U	1.0	0.10
78-93-3	Methyl ethyl ketone (MEK)	1.0	U	1.0	0.10
108-10-1	Methyl isobutyl ketone (MIBK)	1.0	U	1.0	0.10
1634-04-4	Methyl tert-butyl ether	1.0	U	1.0	0.10
108-87-2	Methylcyclohexane	1.0	U	1.0	0.10
75-09-2	Methylene Chloride	1.4		1.0	0.10
95-47-6	o-Xylene	1.0	U	1.0	0.10
100-42-5	Styrene	1.0	U	1.0	0.10
127-18-4	Tetrachloroethene	1.0	U	1.0	0.10
108-88-3	Toluene	1.0	U	1.0	0.10
156-60-5	trans-1,2-Dichloroethene	1.0	U	1.0	0.10
10061-02-6	trans-1,3-Dichloropropene	1.0	U	1.0	0.10
79-01-6	Trichloroethene	1.0	U	1.0	0.10
75-01-4	Vinyl chloride	1.0	U	1.0	0.10
1330-20-7	Xylenes, Total	1.0	U	1.0	0.10

CAS NO.	SURROGATE	%REC	Q	LIMITS
17060-07-0	1,2-Dichloroethane-d4 (Surr)	103		76-114
460-00-4	Bromofluorobenzene	93		86-115
2037-26-5	Toluene-d8 (Surr)	98		88-110

FORM I
GC/MS VOA ORGANICS ANALYSIS DATA SHEET
TENTATIVELY IDENTIFIED COMPOUNDS

Lab Name: TestAmerica Edison Job No.: 460-116748-1

SDG No.:

Client Sample ID: QC-TB070816 Lab Sample ID: 460-116748-5

Matrix: Water Lab File ID: V45775.D

Analysis Method: OLM04.2/VOL Date Collected: 07/08/2016 12:10

Sample wt/vol: 5(mL) Date Analyzed: 07/13/2016 02:40

Soil Aliquot Vol: Dilution Factor: 1

Soil Extract Vol.: GC Column: Rtx-624 ID: 0.25(mm)

% Moisture: Level: (low/med) Low

Analysis Batch No.: 378703 Units: ug/L

Number TICs Found: 0 TIC Result Total: 0

CAS NO.	COMPOUND NAME	RT	RESULT	Q	MATCH QUALITY
	Tentatively Identified Compound		None		

FORM I
GC/MS VOA ORGANICS ANALYSIS DATA SHEET

Lab Name: TestAmerica Edison | Job No.: 460-116748-1

SDG No.:

Client Sample ID: QC-EB070816 | Lab Sample ID: 460-116748-6

Matrix: Water | Lab File ID: V45776.D

Analysis Method: OLM04.2/VOL | Date Collected: 07/08/2016 12:15

Sample wt/vol: 5(mL) | Date Analyzed: 07/13/2016 03:04

Soil Aliquot Vol: | Dilution Factor: 1

Soil Extract Vol.: | GC Column: Rtx-624 ID: 0.25(mm)

% Moisture: | Level: (low/med) Low

Analysis Batch No.: 378703 | Units: ug/L

CAS NO.	COMPOUND NAME	RESULT	Q	RL	MDL
71-55-6	1,1,1-Trichloroethane	1.0	U	1.0	0.10
79-34-5	1,1,2,2-Tetrachloroethane	1.0	U	1.0	0.10
76-13-1	1,1,2-Trichloro-1,2,2-trifluoroethane	1.0	U	1.0	0.10
79-00-5	1,1,2-Trichloroethane	1.0	U	1.0	0.10
75-34-3	1,1-Dichloroethane	1.0	U	1.0	0.10
75-35-4	1,1-Dichloroethene	1.0	U	1.0	0.10
120-82-1	1,2,4-Trichlorobenzene	1.0	U	1.0	0.10
96-12-8	1,2-Dibromo-3-Chloropropane	1.0	U	1.0	0.10
106-93-4	1,2-Dibromoethane	1.0	U	1.0	0.10
95-50-1	1,2-Dichlorobenzene	1.0	U	1.0	0.10
107-06-2	1,2-Dichloroethane	1.0	U	1.0	0.10
78-87-5	1,2-Dichloropropane	1.0	U	1.0	0.10
541-73-1	1,3-Dichlorobenzene	1.0	U	1.0	0.10
106-46-7	1,4-Dichlorobenzene	1.0	U	1.0	0.10
591-78-6	2-Hexanone	1.0	U	1.0	0.10
67-64-1	Acetone	1.0	U *	1.0	0.10
71-43-2	Benzene	1.0	U	1.0	0.10
75-27-4	Bromodichloromethane	1.0	U	1.0	0.10
75-25-2	Bromoform	1.0	U	1.0	0.10
74-83-9	Bromomethane	1.0	U	1.0	0.10
75-15-0	Carbon disulfide	1.0	U	1.0	0.10
56-23-5	Carbon tetrachloride	1.0	U	1.0	0.10
108-90-7	Chlorobenzene	1.0	U	1.0	0.10
75-45-6	Chlorodifluoromethane	1.0	U	1.0	0.10
75-00-3	Chloroethane	1.0	U	1.0	0.10
67-66-3	Chloroform	1.0	U	1.0	0.10
74-87-3	Chloromethane	1.0	U	1.0	0.10
156-59-2	cis-1,2-Dichloroethene	1.0	U	1.0	0.10
10061-01-5	cis-1,3-Dichloropropene	1.0	U	1.0	0.10
110-82-7	Cyclohexane	1.0	U	1.0	0.10
124-48-1	Dibromochloromethane	1.0	U	1.0	0.10
75-71-8	Dichlorodifluoromethane	1.0	U	1.0	0.10
100-41-4	Ethylbenzene	1.0	U	1.0	0.10
75-69-4	Freon 11	1.0	U	1.0	0.10
76-15-3	Freon 115	1.0	U	1.0	0.10

FORM I
GC/MS VOA ORGANICS ANALYSIS DATA SHEET

Lab Name: TestAmerica Edison | Job No.: 460-116748-1
SDG No.:
Client Sample ID: QC-EB070816 | Lab Sample ID: 460-116748-6
Matrix: Water | Lab File ID: V45776.D
Analysis Method: OLM04.2/VOL | Date Collected: 07/08/2016 12:15
Sample wt/vol: 5(mL) | Date Analyzed: 07/13/2016 03:04
Soil Aliquot Vol: | Dilution Factor: 1
Soil Extract Vol.: | GC Column: Rtx-624 ID: 0.25(mm)
% Moisture: | Level: (low/med) Low
Analysis Batch No.: 378703 | Units: ug/L

CAS NO.	COMPOUND NAME	RESULT	Q	RL	MDL
306-83-2	Freon 123	1.0	U	1.0	0.10
75-37-6	Freon 152a	1.0	U	1.0	0.10
98-82-8	Isopropylbenzene	1.0	U	1.0	0.10
179601-23-1	m&p-Xylene	1.0	U	1.0	0.10
79-20-9	Methyl acetate	1.0	U	1.0	0.10
78-93-3	Methyl ethyl ketone (MEK)	1.0	U	1.0	0.10
108-10-1	Methyl isobutyl ketone (MIBK)	1.0	U	1.0	0.10
1634-04-4	Methyl tert-butyl ether	1.0	U	1.0	0.10
108-87-2	Methylcyclohexane	1.0	U	1.0	0.10
75-09-2	Methylene Chloride	1.3		1.0	0.10
95-47-6	o-Xylene	1.0	U	1.0	0.10
100-42-5	Styrene	1.0	U	1.0	0.10
127-18-4	Tetrachloroethene	1.0	U	1.0	0.10
108-88-3	Toluene	1.0	U	1.0	0.10
156-60-5	trans-1,2-Dichloroethene	1.0	U	1.0	0.10
10061-02-6	trans-1,3-Dichloropropene	1.0	U	1.0	0.10
79-01-6	Trichloroethene	1.0	U	1.0	0.10
75-01-4	Vinyl chloride	1.0	U	1.0	0.10
1330-20-7	Xylenes, Total	1.0	U	1.0	0.10

CAS NO.	SURROGATE	%REC	Q	LIMITS
17060-07-0	1,2-Dichloroethane-d4 (Surr)	101		76-114
460-00-4	Bromofluorobenzene	97		86-115
2037-26-5	Toluene-d8 (Surr)	97		88-110

FORM I
GC/MS VOA ORGANICS ANALYSIS DATA SHEET
TENTATIVELY IDENTIFIED COMPOUNDS

Lab Name: TestAmerica Edison Job No.: 460-116748-1

SDG No.:

Client Sample ID: QC-EB070816 Lab Sample ID: 460-116748-6

Matrix: Water Lab File ID: V45776.D

Analysis Method: OLM04.2/VOL Date Collected: 07/08/2016 12:15

Sample wt/vol: 5(mL) Date Analyzed: 07/13/2016 03:04

Soil Aliquot Vol: Dilution Factor: 1

Soil Extract Vol.: GC Column: Rtx-624 ID: 0.25(mm)

% Moisture: Level: (low/med) Low

Analysis Batch No.: 378703 Units: ug/L

Number TICs Found: 0 TIC Result Total: 0

CAS NO.	COMPOUND NAME	RT	RESULT	Q	MATCH QUALITY
	Tentatively Identified Compound		None		

FORM I
GC/MS VOA ORGANICS ANALYSIS DATA SHEET

Lab Name: TestAmerica Edison | Job No.: 460-116748-1

SDG No.:

Client Sample ID: MW-22ML-XX | Lab Sample ID: 460-116748-7

Matrix: Water | Lab File ID: V45783.D

Analysis Method: OLM04.2/VOL | Date Collected: 07/08/2016 10:22

Sample wt/vol: 5(mL) | Date Analyzed: 07/13/2016 05:49

Soil Aliquot Vol: | Dilution Factor: 1

Soil Extract Vol.: | GC Column: Rtx-624 ID: 0.25(mm)

% Moisture: | Level: (low/med) Low

Analysis Batch No.: 378703 | Units: ug/L

CAS NO.	COMPOUND NAME	RESULT	Q	RL	MDL
71-55-6	1,1,1-Trichloroethane	1.0	U	1.0	0.10
79-34-5	1,1,2,2-Tetrachloroethane	1.0	U	1.0	0.10
76-13-1	1,1,2-Trichloro-1,2,2-trifluoroethane	1.0	U	1.0	0.10
79-00-5	1,1,2-Trichloroethane	1.0	U	1.0	0.10
75-34-3	1,1-Dichloroethane	1.0	U	1.0	0.10
75-35-4	1,1-Dichloroethene	1.0	U	1.0	0.10
120-82-1	1,2,4-Trichlorobenzene	1.0	U	1.0	0.10
96-12-8	1,2-Dibromo-3-Chloropropane	1.0	U	1.0	0.10
106-93-4	1,2-Dibromoethane	1.0	U	1.0	0.10
95-50-1	1,2-Dichlorobenzene	1.0	U	1.0	0.10
107-06-2	1,2-Dichloroethane	1.0	U	1.0	0.10
78-87-5	1,2-Dichloropropane	1.0	U	1.0	0.10
541-73-1	1,3-Dichlorobenzene	1.0	U	1.0	0.10
106-46-7	1,4-Dichlorobenzene	1.0	U	1.0	0.10
591-78-6	2-Hexanone	1.0	U	1.0	0.10
67-64-1	Acetone	1.0	U *	1.0	0.10
71-43-2	Benzene	1.0	U	1.0	0.10
75-27-4	Bromodichloromethane	1.0	U	1.0	0.10
75-25-2	Bromoform	1.0	U	1.0	0.10
74-83-9	Bromomethane	1.0	U	1.0	0.10
75-15-0	Carbon disulfide	1.0	U	1.0	0.10
56-23-5	Carbon tetrachloride	1.0	U	1.0	0.10
108-90-7	Chlorobenzene	1.0	U	1.0	0.10
75-45-6	Chlorodifluoromethane	1.0	U	1.0	0.10
75-00-3	Chloroethane	1.0	U	1.0	0.10
67-66-3	Chloroform	1.0	U	1.0	0.10
74-87-3	Chloromethane	1.0	U	1.0	0.10
156-59-2	cis-1,2-Dichloroethene	1.0	U	1.0	0.10
10061-01-5	cis-1,3-Dichloropropene	1.0	U	1.0	0.10
110-82-7	Cyclohexane	1.0	U	1.0	0.10
124-48-1	Dibromochloromethane	1.0	U	1.0	0.10
75-71-8	Dichlorodifluoromethane	1.0	U	1.0	0.10
100-41-4	Ethylbenzene	1.0	U	1.0	0.10
75-69-4	Freon 11	1.0	U	1.0	0.10
76-15-3	Freon 115	1.0	U	1.0	0.10

FORM I
GC/MS VOA ORGANICS ANALYSIS DATA SHEET

Lab Name: TestAmerica Edison | Job No.: 460-116748-1
SDG No.:
Client Sample ID: MW-22ML-XX | Lab Sample ID: 460-116748-7
Matrix: Water | Lab File ID: V45783.D
Analysis Method: OLM04.2/VOL | Date Collected: 07/08/2016 10:22
Sample wt/vol: 5(mL) | Date Analyzed: 07/13/2016 05:49
Soil Aliquot Vol: | Dilution Factor: 1
Soil Extract Vol.: | GC Column: Rtx-624 ID: 0.25(mm)
% Moisture: | Level: (low/med) Low
Analysis Batch No.: 378703 | Units: ug/L

CAS NO.	COMPOUND NAME	RESULT	Q	RL	MDL
306-83-2	Freon 123	1.0	U	1.0	0.10
75-37-6	Freon 152a	1.0	U	1.0	0.10
98-82-8	Isopropylbenzene	1.0	U	1.0	0.10
179601-23-1	m&p-Xylene	1.0	U	1.0	0.10
79-20-9	Methyl acetate	1.0	U	1.0	0.10
78-93-3	Methyl ethyl ketone (MEK)	1.0	U	1.0	0.10
108-10-1	Methyl isobutyl ketone (MIBK)	1.0	U	1.0	0.10
1634-04-4	Methyl tert-butyl ether	1.0	U	1.0	0.10
108-87-2	Methylcyclohexane	1.0	U	1.0	0.10
75-09-2	Methylene Chloride	1.0	U	1.0	0.10
95-47-6	o-Xylene	1.0	U	1.0	0.10
100-42-5	Styrene	1.0	U	1.0	0.10
127-18-4	Tetrachloroethene	1.0	U	1.0	0.10
108-88-3	Toluene	1.0	U	1.0	0.10
156-60-5	trans-1,2-Dichloroethene	1.0	U	1.0	0.10
10061-02-6	trans-1,3-Dichloropropene	1.0	U	1.0	0.10
79-01-6	Trichloroethene	1.0	U	1.0	0.10
75-01-4	Vinyl chloride	1.0	U	1.0	0.10
1330-20-7	Xylenes, Total	1.0	U	1.0	0.10

CAS NO.	SURROGATE	%REC	Q	LIMITS
17060-07-0	1,2-Dichloroethane-d4 (Surr)	105		76-114
460-00-4	Bromofluorobenzene	96		86-115
2037-26-5	Toluene-d8 (Surr)	94		88-110

FORM I
GC/MS VOA ORGANICS ANALYSIS DATA SHEET
TENTATIVELY IDENTIFIED COMPOUNDS

Lab Name: TestAmerica Edison Job No.: 460-116748-1

SDG No.:

Client Sample ID: MW-22ML-XX Lab Sample ID: 460-116748-7

Matrix: Water Lab File ID: V45783.D

Analysis Method: OLM04.2/VOL Date Collected: 07/08/2016 10:22

Sample wt/vol: 5(mL) Date Analyzed: 07/13/2016 05:49

Soil Aliquot Vol: Dilution Factor: 1

Soil Extract Vol.: GC Column: Rtx-624 ID: 0.25(mm)

% Moisture: Level: (low/med) Low

Analysis Batch No.: 378703 Units: ug/L

Number TICs Found: 0 TIC Result Total: 0

CAS NO.	COMPOUND NAME	RT	RESULT	Q	MATCH QUALITY
	Tentatively Identified Compound		None		

FORM I
GC/MS VOA ORGANICS ANALYSIS DATA SHEET

Lab Name: TestAmerica Edison | Job No.: 460-116748-1

SDG No.:

Client Sample ID: MW-22GL-XX | Lab Sample ID: 460-116748-8

Matrix: Water | Lab File ID: V45784.D

Analysis Method: OLM04.2/VOL | Date Collected: 07/08/2016 10:20

Sample wt/vol: 5(mL) | Date Analyzed: 07/13/2016 06:15

Soil Aliquot Vol: | Dilution Factor: 1

Soil Extract Vol.: | GC Column: Rtx-624 ID: 0.25(mm)

% Moisture: | Level: (low/med) Low

Analysis Batch No.: 378703 | Units: ug/L

CAS NO.	COMPOUND NAME	RESULT	Q	RL	MDL
71-55-6	1,1,1-Trichloroethane	1.0	U	1.0	0.10
79-34-5	1,1,2,2-Tetrachloroethane	1.0	U	1.0	0.10
76-13-1	1,1,2-Trichloro-1,2,2-trifluoroethane	1.0	U	1.0	0.10
79-00-5	1,1,2-Trichloroethane	1.0	U	1.0	0.10
75-34-3	1,1-Dichloroethane	1.0	U	1.0	0.10
75-35-4	1,1-Dichloroethene	0.54	J	1.0	0.10
120-82-1	1,2,4-Trichlorobenzene	1.0	U	1.0	0.10
96-12-8	1,2-Dibromo-3-Chloropropane	1.0	U	1.0	0.10
106-93-4	1,2-Dibromoethane	1.0	U	1.0	0.10
95-50-1	1,2-Dichlorobenzene	1.0	U	1.0	0.10
107-06-2	1,2-Dichloroethane	1.0	U	1.0	0.10
78-87-5	1,2-Dichloropropane	1.0	U	1.0	0.10
541-73-1	1,3-Dichlorobenzene	1.0	U	1.0	0.10
106-46-7	1,4-Dichlorobenzene	1.0	U	1.0	0.10
591-78-6	2-Hexanone	1.0	U	1.0	0.10
67-64-1	Acetone	1.0	U *	1.0	0.10
71-43-2	Benzene	1.0	U	1.0	0.10
75-27-4	Bromodichloromethane	1.0	U	1.0	0.10
75-25-2	Bromoform	1.0	U	1.0	0.10
74-83-9	Bromomethane	1.0	U	1.0	0.10
75-15-0	Carbon disulfide	1.0	U	1.0	0.10
56-23-5	Carbon tetrachloride	1.0	U	1.0	0.10
108-90-7	Chlorobenzene	1.0	U	1.0	0.10
75-45-6	Chlorodifluoromethane	3.4		1.0	0.10
75-00-3	Chloroethane	1.0	U	1.0	0.10
67-66-3	Chloroform	1.0	U	1.0	0.10
74-87-3	Chloromethane	1.0	U	1.0	0.10
156-59-2	cis-1,2-Dichloroethene	2.6		1.0	0.10
10061-01-5	cis-1,3-Dichloropropene	1.0	U	1.0	0.10
110-82-7	Cyclohexane	1.0	U	1.0	0.10
124-48-1	Dibromochloromethane	1.0	U	1.0	0.10
75-71-8	Dichlorodifluoromethane	1.0	U	1.0	0.10
100-41-4	Ethylbenzene	1.0	U	1.0	0.10
75-69-4	Freon 11	1.0	U	1.0	0.10
76-15-3	Freon 115	1.0	U	1.0	0.10

FORM I
GC/MS VOA ORGANICS ANALYSIS DATA SHEET

Lab Name: TestAmerica Edison | Job No.: 460-116748-1
SDG No.:
Client Sample ID: MW-22GL-XX | Lab Sample ID: 460-116748-8
Matrix: Water | Lab File ID: V45784.D
Analysis Method: OLM04.2/VOL | Date Collected: 07/08/2016 10:20
Sample wt/vol: 5(mL) | Date Analyzed: 07/13/2016 06:15
Soil Aliquot Vol: | Dilution Factor: 1
Soil Extract Vol.: | GC Column: Rtx-624 ID: 0.25(mm)
% Moisture: | Level: (low/med) Low
Analysis Batch No.: 378703 | Units: ug/L

CAS NO.	COMPOUND NAME	RESULT	Q	RL	MDL
306-83-2	Freon 123	1.0	U	1.0	0.10
75-37-6	Freon 152a	1.0	U	1.0	0.10
98-82-8	Isopropylbenzene	1.0	U	1.0	0.10
179601-23-1	m&p-Xylene	1.0	U	1.0	0.10
79-20-9	Methyl acetate	1.0	U	1.0	0.10
78-93-3	Methyl ethyl ketone (MEK)	1.0	U	1.0	0.10
108-10-1	Methyl isobutyl ketone (MIBK)	1.0	U	1.0	0.10
1634-04-4	Methyl tert-butyl ether	1.0	U	1.0	0.10
108-87-2	Methylcyclohexane	1.0	U	1.0	0.10
75-09-2	Methylene Chloride	1.0	U	1.0	0.10
95-47-6	o-Xylene	1.0	U	1.0	0.10
100-42-5	Styrene	1.0	U	1.0	0.10
127-18-4	Tetrachloroethene	0.16	J	1.0	0.10
108-88-3	Toluene	1.0	U	1.0	0.10
156-60-5	trans-1,2-Dichloroethene	0.31	J	1.0	0.10
10061-02-6	trans-1,3-Dichloropropene	1.0	U	1.0	0.10
79-01-6	Trichloroethene	2.0		1.0	0.10
75-01-4	Vinyl chloride	1.0	U	1.0	0.10
1330-20-7	Xylenes, Total	1.0	U	1.0	0.10

CAS NO.	SURROGATE	%REC	Q	LIMITS
17060-07-0	1,2-Dichloroethane-d4 (Surr)	97		76-114
460-00-4	Bromofluorobenzene	95		86-115
2037-26-5	Toluene-d8 (Surr)	97		88-110

FORM I
GC/MS VOA ORGANICS ANALYSIS DATA SHEET
TENTATIVELY IDENTIFIED COMPOUNDS

Lab Name: TestAmerica Edison Job No.: 460-116748-1

SDG No.:

Client Sample ID: MW-22GL-XX Lab Sample ID: 460-116748-8

Matrix: Water Lab File ID: V45784.D

Analysis Method: OLM04.2/VOL Date Collected: 07/08/2016 10:20

Sample wt/vol: 5(mL) Date Analyzed: 07/13/2016 06:15

Soil Aliquot Vol: Dilution Factor: 1

Soil Extract Vol.: GC Column: Rtx-624 ID: 0.25(mm)

% Moisture: Level: (low/med) Low

Analysis Batch No.: 378703 Units: ug/L

Number TICs Found: 0 TIC Result Total: 0

CAS NO.	COMPOUND NAME	RT	RESULT	Q	MATCH QUALITY
	Tentatively Identified Compound		None		

FORM I
GC/MS VOA ORGANICS ANALYSIS DATA SHEET

Lab Name: TestAmerica Edison | Job No.: 460-116748-1

SDG No.:

Client Sample ID: MW-8GU-XX | Lab Sample ID: 460-116748-9

Matrix: Water | Lab File ID: V45785.D

Analysis Method: OLM04.2/VOL | Date Collected: 07/08/2016 09:40

Sample wt/vol: 5(mL) | Date Analyzed: 07/13/2016 06:39

Soil Aliquot Vol: | Dilution Factor: 1

Soil Extract Vol.: | GC Column: Rtx-624 ID: 0.25(mm)

% Moisture: | Level: (low/med) Low

Analysis Batch No.: 378703 | Units: ug/L

CAS NO.	COMPOUND NAME	RESULT	Q	RL	MDL
71-55-6	1,1,1-Trichloroethane	1.0	U	1.0	0.10
79-34-5	1,1,2,2-Tetrachloroethane	1.0	U	1.0	0.10
76-13-1	1,1,2-Trichloro-1,2,2-trifluoroethane	1.0	U	1.0	0.10
79-00-5	1,1,2-Trichloroethane	1.0	U	1.0	0.10
75-34-3	1,1-Dichloroethane	1.0	U	1.0	0.10
75-35-4	1,1-Dichloroethene	0.37	J	1.0	0.10
120-82-1	1,2,4-Trichlorobenzene	1.0	U	1.0	0.10
96-12-8	1,2-Dibromo-3-Chloropropane	1.0	U	1.0	0.10
106-93-4	1,2-Dibromoethane	1.0	U	1.0	0.10
95-50-1	1,2-Dichlorobenzene	1.0	U	1.0	0.10
107-06-2	1,2-Dichloroethane	1.0	U	1.0	0.10
78-87-5	1,2-Dichloropropane	1.0	U	1.0	0.10
541-73-1	1,3-Dichlorobenzene	1.0	U	1.0	0.10
106-46-7	1,4-Dichlorobenzene	1.0	U	1.0	0.10
591-78-6	2-Hexanone	1.0	U	1.0	0.10
67-64-1	Acetone	1.0	U *	1.0	0.10
71-43-2	Benzene	1.0	U	1.0	0.10
75-27-4	Bromodichloromethane	1.0	U	1.0	0.10
75-25-2	Bromoform	1.0	U	1.0	0.10
74-83-9	Bromomethane	1.0	U	1.0	0.10
75-15-0	Carbon disulfide	1.0	U	1.0	0.10
56-23-5	Carbon tetrachloride	1.0	U	1.0	0.10
108-90-7	Chlorobenzene	1.0	U	1.0	0.10
75-45-6	Chlorodifluoromethane	1.0	U	1.0	0.10
75-00-3	Chloroethane	1.0	U	1.0	0.10
67-66-3	Chloroform	0.21	J	1.0	0.10
74-87-3	Chloromethane	1.0	U	1.0	0.10
156-59-2	cis-1,2-Dichloroethene	1.0	U	1.0	0.10
10061-01-5	cis-1,3-Dichloropropene	1.0	U	1.0	0.10
110-82-7	Cyclohexane	1.0	U	1.0	0.10
124-48-1	Dibromochloromethane	1.0	U	1.0	0.10
75-71-8	Dichlorodifluoromethane	1.0	U	1.0	0.10
100-41-4	Ethylbenzene	1.0	U	1.0	0.10
75-69-4	Freon 11	1.0	U	1.0	0.10
76-15-3	Freon 115	1.0	U	1.0	0.10

FORM I
GC/MS VOA ORGANICS ANALYSIS DATA SHEET

Lab Name: TestAmerica Edison | Job No.: 460-116748-1
SDG No.:
Client Sample ID: MW-8GU-XX | Lab Sample ID: 460-116748-9
Matrix: Water | Lab File ID: V45785.D
Analysis Method: OLM04.2/VOL | Date Collected: 07/08/2016 09:40
Sample wt/vol: 5(mL) | Date Analyzed: 07/13/2016 06:39
Soil Aliquot Vol: | Dilution Factor: 1
Soil Extract Vol.: | GC Column: Rtx-624 ID: 0.25(mm)
% Moisture: | Level: (low/med) Low
Analysis Batch No.: 378703 | Units: ug/L

CAS NO.	COMPOUND NAME	RESULT	Q	RL	MDL
306-83-2	Freon 123	1.0	U	1.0	0.10
75-37-6	Freon 152a	1.0	U	1.0	0.10
98-82-8	Isopropylbenzene	1.0	U	1.0	0.10
179601-23-1	m&p-Xylene	1.0	U	1.0	0.10
79-20-9	Methyl acetate	1.0	U	1.0	0.10
78-93-3	Methyl ethyl ketone (MEK)	1.0	U	1.0	0.10
108-10-1	Methyl isobutyl ketone (MIBK)	1.0	U	1.0	0.10
1634-04-4	Methyl tert-butyl ether	1.0	U	1.0	0.10
108-87-2	Methylcyclohexane	1.0	U	1.0	0.10
75-09-2	Methylene Chloride	1.0	U	1.0	0.10
95-47-6	o-Xylene	1.0	U	1.0	0.10
100-42-5	Styrene	1.0	U	1.0	0.10
127-18-4	Tetrachloroethene	0.55	J	1.0	0.10
108-88-3	Toluene	1.0	U	1.0	0.10
156-60-5	trans-1,2-Dichloroethene	1.0	U	1.0	0.10
10061-02-6	trans-1,3-Dichloropropene	1.0	U	1.0	0.10
79-01-6	Trichloroethene	0.65	J	1.0	0.10
75-01-4	Vinyl chloride	1.0	U	1.0	0.10
1330-20-7	Xylenes, Total	1.0	U	1.0	0.10

CAS NO.	SURROGATE	%REC	Q	LIMITS
17060-07-0	1,2-Dichloroethane-d4 (Surr)	105		76-114
460-00-4	Bromofluorobenzene	97		86-115
2037-26-5	Toluene-d8 (Surr)	94		88-110

FORM I
GC/MS VOA ORGANICS ANALYSIS DATA SHEET
TENTATIVELY IDENTIFIED COMPOUNDS

Lab Name: TestAmerica Edison Job No.: 460-116748-1

SDG No.:

Client Sample ID: MW-8GU-XX Lab Sample ID: 460-116748-9

Matrix: Water Lab File ID: V45785.D

Analysis Method: OLM04.2/VOL Date Collected: 07/08/2016 09:40

Sample wt/vol: 5(mL) Date Analyzed: 07/13/2016 06:39

Soil Aliquot Vol: Dilution Factor: 1

Soil Extract Vol.: GC Column: Rtx-624 ID: 0.25(mm)

% Moisture: Level: (low/med) Low

Analysis Batch No.: 378703 Units: ug/L

Number TICs Found: 0 TIC Result Total: 0

CAS NO.	COMPOUND NAME	RT	RESULT	Q	MATCH QUALITY
	Tentatively Identified Compound		None		

FORM I
GC/MS VOA ORGANICS ANALYSIS DATA SHEET

Lab Name: TestAmerica Edison | Job No.: 460-116748-1

SDG No.:

Client Sample ID: MW-8GL-XX | Lab Sample ID: 460-116748-10

Matrix: Water | Lab File ID: V45786.D

Analysis Method: OLM04.2/VOL | Date Collected: 07/08/2016 10:50

Sample wt/vol: 5(mL) | Date Analyzed: 07/13/2016 07:03

Soil Aliquot Vol: | Dilution Factor: 1

Soil Extract Vol.: | GC Column: Rtx-624 ID: 0.25(mm)

% Moisture: | Level: (low/med) Low

Analysis Batch No.: 378703 | Units: ug/L

CAS NO.	COMPOUND NAME	RESULT	Q	RL	MDL
71-55-6	1,1,1-Trichloroethane	1.0	U	1.0	0.10
79-34-5	1,1,2,2-Tetrachloroethane	1.0	U	1.0	0.10
76-13-1	1,1,2-Trichloro-1,2,2-trifluoroethane	1.4		1.0	0.10
79-00-5	1,1,2-Trichloroethane	1.0	U	1.0	0.10
75-34-3	1,1-Dichloroethane	1.0	U	1.0	0.10
75-35-4	1,1-Dichloroethene	0.80	J	1.0	0.10
120-82-1	1,2,4-Trichlorobenzene	1.0	U	1.0	0.10
96-12-8	1,2-Dibromo-3-Chloropropane	1.0	U	1.0	0.10
106-93-4	1,2-Dibromoethane	1.0	U	1.0	0.10
95-50-1	1,2-Dichlorobenzene	1.0	U	1.0	0.10
107-06-2	1,2-Dichloroethane	1.0	U	1.0	0.10
78-87-5	1,2-Dichloropropane	1.0	U	1.0	0.10
541-73-1	1,3-Dichlorobenzene	1.0	U	1.0	0.10
106-46-7	1,4-Dichlorobenzene	1.0	U	1.0	0.10
591-78-6	2-Hexanone	1.0	U	1.0	0.10
67-64-1	Acetone	1.0	U *	1.0	0.10
71-43-2	Benzene	1.0	U	1.0	0.10
75-27-4	Bromodichloromethane	1.0	U	1.0	0.10
75-25-2	Bromoform	1.0	U	1.0	0.10
74-83-9	Bromomethane	1.0	U	1.0	0.10
75-15-0	Carbon disulfide	1.0	U	1.0	0.10
56-23-5	Carbon tetrachloride	1.0	U	1.0	0.10
108-90-7	Chlorobenzene	1.0	U	1.0	0.10
75-45-6	Chlorodifluoromethane	2.3		1.0	0.10
75-00-3	Chloroethane	1.0	U	1.0	0.10
67-66-3	Chloroform	1.0	U	1.0	0.10
74-87-3	Chloromethane	1.0	U	1.0	0.10
156-59-2	cis-1,2-Dichloroethene	12		1.0	0.10
10061-01-5	cis-1,3-Dichloropropene	1.0	U	1.0	0.10
110-82-7	Cyclohexane	1.0	U	1.0	0.10
124-48-1	Dibromochloromethane	1.0	U	1.0	0.10
75-71-8	Dichlorodifluoromethane	1.0	U	1.0	0.10
100-41-4	Ethylbenzene	1.0	U	1.0	0.10
75-69-4	Freon 11	1.0	U	1.0	0.10
76-15-3	Freon 115	1.0	U	1.0	0.10

FORM I
GC/MS VOA ORGANICS ANALYSIS DATA SHEET

Lab Name: TestAmerica Edison | Job No.: 460-116748-1

SDG No.:

Client Sample ID: MW-8GL-XX | Lab Sample ID: 460-116748-10

Matrix: Water | Lab File ID: V45786.D

Analysis Method: OLM04.2/VOL | Date Collected: 07/08/2016 10:50

Sample wt/vol: 5(mL) | Date Analyzed: 07/13/2016 07:03

Soil Aliquot Vol: | Dilution Factor: 1

Soil Extract Vol.: | GC Column: Rtx-624 ID: 0.25(mm)

% Moisture: | Level: (low/med) Low

Analysis Batch No.: 378703 | Units: ug/L

CAS NO.	COMPOUND NAME	RESULT	Q	RL	MDL
306-83-2	Freon 123	1.0	U	1.0	0.10
75-37-6	Freon 152a	1.0	U	1.0	0.10
98-82-8	Isopropylbenzene	1.0	U	1.0	0.10
179601-23-1	m&p-Xylene	1.0	U	1.0	0.10
79-20-9	Methyl acetate	1.0	U	1.0	0.10
78-93-3	Methyl ethyl ketone (MEK)	1.0	U	1.0	0.10
108-10-1	Methyl isobutyl ketone (MIBK)	1.0	U	1.0	0.10
1634-04-4	Methyl tert-butyl ether	1.0	U	1.0	0.10
108-87-2	Methylcyclohexane	1.0	U	1.0	0.10
75-09-2	Methylene Chloride	1.0	U	1.0	0.10
95-47-6	o-Xylene	1.0	U	1.0	0.10
100-42-5	Styrene	1.0	U	1.0	0.10
127-18-4	Tetrachloroethene	7.6		1.0	0.10
108-88-3	Toluene	1.0	U	1.0	0.10
156-60-5	trans-1,2-Dichloroethene	0.19	J	1.0	0.10
10061-02-6	trans-1,3-Dichloropropene	1.0	U	1.0	0.10
79-01-6	Trichloroethene	11		1.0	0.10
75-01-4	Vinyl chloride	1.0	U	1.0	0.10
1330-20-7	Xylenes, Total	1.0	U	1.0	0.10

CAS NO.	SURROGATE	%REC	Q	LIMITS
17060-07-0	1,2-Dichloroethane-d4 (Surr)	100		76-114
460-00-4	Bromofluorobenzene	95		86-115
2037-26-5	Toluene-d8 (Surr)	97		88-110

FORM I
GC/MS VOA ORGANICS ANALYSIS DATA SHEET
TENTATIVELY IDENTIFIED COMPOUNDS

Lab Name: TestAmerica Edison
Job No.: 460-116748-1
SDG No.:
Client Sample ID: MW-8GL-XX
Lab Sample ID: 460-116748-10
Matrix: Water
Lab File ID: V45786.D
Analysis Method: OLM04.2/VOL
Date Collected: 07/08/2016 10:50
Sample wt/vol: 5(mL)
Date Analyzed: 07/13/2016 07:03
Soil Aliquot Vol:
Dilution Factor: 1
Soil Extract Vol.:
GC Column: Rtx-624 ID: 0.25(mm)
% Moisture:
Level: (low/med) Low
Analysis Batch No.: 378703
Units: ug/L
Number TICs Found: 0
TIC Result Total: 0

CAS NO.	COMPOUND NAME	RT	RESULT	Q	MATCH QUALITY
	Tentatively Identified Compound		None		

FORM I
GC/MS VOA ORGANICS ANALYSIS DATA SHEET

Lab Name: TestAmerica Edison | Job No.: 460-116748-1

SDG No.:

Client Sample ID: QC-TB070716 | Lab Sample ID: 460-116748-11

Matrix: Water | Lab File ID: V45777.D

Analysis Method: OLM04.2/VOL | Date Collected: 07/07/2016 07:10

Sample wt/vol: 5(mL) | Date Analyzed: 07/13/2016 03:27

Soil Aliquot Vol: | Dilution Factor: 1

Soil Extract Vol.: | GC Column: Rtx-624 ID: 0.25(mm)

% Moisture: | Level: (low/med) Low

Analysis Batch No.: 378703 | Units: ug/L

CAS NO.	COMPOUND NAME	RESULT	Q	RL	MDL
71-55-6	1,1,1-Trichloroethane	1.0	U	1.0	0.10
79-34-5	1,1,2,2-Tetrachloroethane	1.0	U	1.0	0.10
76-13-1	1,1,2-Trichloro-1,2,2-trifluoroethane	1.0	U	1.0	0.10
79-00-5	1,1,2-Trichloroethane	1.0	U	1.0	0.10
75-34-3	1,1-Dichloroethane	1.0	U	1.0	0.10
75-35-4	1,1-Dichloroethene	1.0	U	1.0	0.10
120-82-1	1,2,4-Trichlorobenzene	1.0	U	1.0	0.10
96-12-8	1,2-Dibromo-3-Chloropropane	1.0	U	1.0	0.10
106-93-4	1,2-Dibromoethane	1.0	U	1.0	0.10
95-50-1	1,2-Dichlorobenzene	1.0	U	1.0	0.10
107-06-2	1,2-Dichloroethane	1.0	U	1.0	0.10
78-87-5	1,2-Dichloropropane	1.0	U	1.0	0.10
541-73-1	1,3-Dichlorobenzene	1.0	U	1.0	0.10
106-46-7	1,4-Dichlorobenzene	1.0	U	1.0	0.10
591-78-6	2-Hexanone	1.0	U	1.0	0.10
67-64-1	Acetone	1.0	U *	1.0	0.10
71-43-2	Benzene	1.0	U	1.0	0.10
75-27-4	Bromodichloromethane	1.0	U	1.0	0.10
75-25-2	Bromoform	1.0	U	1.0	0.10
74-83-9	Bromomethane	1.0	U	1.0	0.10
75-15-0	Carbon disulfide	1.0	U	1.0	0.10
56-23-5	Carbon tetrachloride	1.0	U	1.0	0.10
108-90-7	Chlorobenzene	1.0	U	1.0	0.10
75-45-6	Chlorodifluoromethane	1.0	U	1.0	0.10
75-00-3	Chloroethane	1.0	U	1.0	0.10
67-66-3	Chloroform	1.0	U	1.0	0.10
74-87-3	Chloromethane	1.0	U	1.0	0.10
156-59-2	cis-1,2-Dichloroethene	1.0	U	1.0	0.10
10061-01-5	cis-1,3-Dichloropropene	1.0	U	1.0	0.10
110-82-7	Cyclohexane	1.0	U	1.0	0.10
124-48-1	Dibromochloromethane	1.0	U	1.0	0.10
75-71-8	Dichlorodifluoromethane	1.0	U	1.0	0.10
100-41-4	Ethylbenzene	1.0	U	1.0	0.10
75-69-4	Freon 11	1.0	U	1.0	0.10
76-15-3	Freon 115	1.0	U	1.0	0.10

FORM I
GC/MS VOA ORGANICS ANALYSIS DATA SHEET

Lab Name: TestAmerica Edison | Job No.: 460-116748-1

SDG No.:

Client Sample ID: QC-TB070716 | Lab Sample ID: 460-116748-11

Matrix: Water | Lab File ID: V45777.D

Analysis Method: OLM04.2/VOL | Date Collected: 07/07/2016 07:10

Sample wt/vol: 5(mL) | Date Analyzed: 07/13/2016 03:27

Soil Aliquot Vol: | Dilution Factor: 1

Soil Extract Vol.: | GC Column: Rtx-624 ID: 0.25(mm)

% Moisture: | Level: (low/med) Low

Analysis Batch No.: 378703 | Units: ug/L

CAS NO.	COMPOUND NAME	RESULT	Q	RL	MDL
306-83-2	Freon 123	1.0	U	1.0	0.10
75-37-6	Freon 152a	1.0	U	1.0	0.10
98-82-8	Isopropylbenzene	1.0	U	1.0	0.10
179601-23-1	m&p-Xylene	1.0	U	1.0	0.10
79-20-9	Methyl acetate	1.0	U	1.0	0.10
78-93-3	Methyl ethyl ketone (MEK)	1.0	U	1.0	0.10
108-10-1	Methyl isobutyl ketone (MIBK)	1.0	U	1.0	0.10
1634-04-4	Methyl tert-butyl ether	1.0	U	1.0	0.10
108-87-2	Methylcyclohexane	1.0	U	1.0	0.10
75-09-2	Methylene Chloride	2.0		1.0	0.10
95-47-6	o-Xylene	1.0	U	1.0	0.10
100-42-5	Styrene	1.0	U	1.0	0.10
127-18-4	Tetrachloroethene	1.0	U	1.0	0.10
108-88-3	Toluene	1.0	U	1.0	0.10
156-60-5	trans-1,2-Dichloroethene	1.0	U	1.0	0.10
10061-02-6	trans-1,3-Dichloropropene	1.0	U	1.0	0.10
79-01-6	Trichloroethene	1.0	U	1.0	0.10
75-01-4	Vinyl chloride	1.0	U	1.0	0.10
1330-20-7	Xylenes, Total	1.0	U	1.0	0.10

CAS NO.	SURROGATE	%REC	Q	LIMITS
17060-07-0	1,2-Dichloroethane-d4 (Surr)	100		76-114
460-00-4	Bromofluorobenzene	95		86-115
2037-26-5	Toluene-d8 (Surr)	95		88-110

FORM I
GC/MS VOA ORGANICS ANALYSIS DATA SHEET
TENTATIVELY IDENTIFIED COMPOUNDS

Lab Name: TestAmerica Edison | Job No.: 460-116748-1

SDG No.:

Client Sample ID: QC-TB070716 | Lab Sample ID: 460-116748-11

Matrix: Water | Lab File ID: V45777.D

Analysis Method: OLM04.2/VOL | Date Collected: 07/07/2016 07:10

Sample wt/vol: 5(mL) | Date Analyzed: 07/13/2016 03:27

Soil Aliquot Vol: | Dilution Factor: 1

Soil Extract Vol.: | GC Column: Rtx-624 ID: 0.25(mm)

% Moisture: | Level: (low/med) Low

Analysis Batch No.: 378703 | Units: ug/L

Number TICs Found: 0 | TIC Result Total: 0

CAS NO.	COMPOUND NAME	RT	RESULT	Q	MATCH QUALITY
	Tentatively Identified Compound		None		

FORM I
GC/MS VOA ORGANICS ANALYSIS DATA SHEET

Lab Name: TestAmerica Edison | Job No.: 460-116748-1

SDG No.:

Client Sample ID: QC-EB070716 | Lab Sample ID: 460-116748-12

Matrix: Water | Lab File ID: V45778.D

Analysis Method: OLM04.2/VOL | Date Collected: 07/07/2016 07:20

Sample wt/vol: 5(mL) | Date Analyzed: 07/13/2016 03:51

Soil Aliquot Vol: | Dilution Factor: 1

Soil Extract Vol.: | GC Column: Rtx-624 ID: 0.25(mm)

% Moisture: | Level: (low/med) Low

Analysis Batch No.: 378703 | Units: ug/L

CAS NO.	COMPOUND NAME	RESULT	Q	RL	MDL
71-55-6	1,1,1-Trichloroethane	1.0	U	1.0	0.10
79-34-5	1,1,2,2-Tetrachloroethane	1.0	U	1.0	0.10
76-13-1	1,1,2-Trichloro-1,2,2-trifluoroethane	1.0	U	1.0	0.10
79-00-5	1,1,2-Trichloroethane	1.0	U	1.0	0.10
75-34-3	1,1-Dichloroethane	1.0	U	1.0	0.10
75-35-4	1,1-Dichloroethene	1.0	U	1.0	0.10
120-82-1	1,2,4-Trichlorobenzene	1.0	U	1.0	0.10
96-12-8	1,2-Dibromo-3-Chloropropane	1.0	U	1.0	0.10
106-93-4	1,2-Dibromoethane	1.0	U	1.0	0.10
95-50-1	1,2-Dichlorobenzene	1.0	U	1.0	0.10
107-06-2	1,2-Dichloroethane	1.0	U	1.0	0.10
78-87-5	1,2-Dichloropropane	1.0	U	1.0	0.10
541-73-1	1,3-Dichlorobenzene	1.0	U	1.0	0.10
106-46-7	1,4-Dichlorobenzene	1.0	U	1.0	0.10
591-78-6	2-Hexanone	1.0	U	1.0	0.10
67-64-1	Acetone	1.0	U *	1.0	0.10
71-43-2	Benzene	1.0	U	1.0	0.10
75-27-4	Bromodichloromethane	1.0	U	1.0	0.10
75-25-2	Bromoform	1.0	U	1.0	0.10
74-83-9	Bromomethane	1.0	U	1.0	0.10
75-15-0	Carbon disulfide	1.0	U	1.0	0.10
56-23-5	Carbon tetrachloride	1.0	U	1.0	0.10
108-90-7	Chlorobenzene	1.0	U	1.0	0.10
75-45-6	Chlorodifluoromethane	1.0	U	1.0	0.10
75-00-3	Chloroethane	1.0	U	1.0	0.10
67-66-3	Chloroform	1.0	U	1.0	0.10
74-87-3	Chloromethane	1.0	U	1.0	0.10
156-59-2	cis-1,2-Dichloroethene	1.0	U	1.0	0.10
10061-01-5	cis-1,3-Dichloropropene	1.0	U	1.0	0.10
110-82-7	Cyclohexane	1.0	U	1.0	0.10
124-48-1	Dibromochloromethane	1.0	U	1.0	0.10
75-71-8	Dichlorodifluoromethane	1.0	U	1.0	0.10
100-41-4	Ethylbenzene	1.0	U	1.0	0.10
75-69-4	Freon 11	1.0	U	1.0	0.10
76-15-3	Freon 115	1.0	U	1.0	0.10

FORM I
GC/MS VOA ORGANICS ANALYSIS DATA SHEET

Lab Name: TestAmerica Edison | Job No.: 460-116748-1

SDG No.:

Client Sample ID: QC-EB070716 | Lab Sample ID: 460-116748-12

Matrix: Water | Lab File ID: V45778.D

Analysis Method: OLM04.2/VOL | Date Collected: 07/07/2016 07:20

Sample wt/vol: 5(mL) | Date Analyzed: 07/13/2016 03:51

Soil Aliquot Vol: | Dilution Factor: 1

Soil Extract Vol.: | GC Column: Rtx-624 ID: 0.25(mm)

% Moisture: | Level: (low/med) Low

Analysis Batch No.: 378703 | Units: ug/L

CAS NO.	COMPOUND NAME	RESULT	Q	RL	MDL
306-83-2	Freon 123	1.0	U	1.0	0.10
75-37-6	Freon 152a	1.0	U	1.0	0.10
98-82-8	Isopropylbenzene	1.0	U	1.0	0.10
179601-23-1	m&p-Xylene	1.0	U	1.0	0.10
79-20-9	Methyl acetate	1.0	U	1.0	0.10
78-93-3	Methyl ethyl ketone (MEK)	1.0	U	1.0	0.10
108-10-1	Methyl isobutyl ketone (MIBK)	1.0	U	1.0	0.10
1634-04-4	Methyl tert-butyl ether	1.0	U	1.0	0.10
108-87-2	Methylcyclohexane	1.0	U	1.0	0.10
75-09-2	Methylene Chloride	1.0	U	1.0	0.10
95-47-6	o-Xylene	1.0	U	1.0	0.10
100-42-5	Styrene	1.0	U	1.0	0.10
127-18-4	Tetrachloroethene	1.0	U	1.0	0.10
108-88-3	Toluene	1.0	U	1.0	0.10
156-60-5	trans-1,2-Dichloroethene	1.0	U	1.0	0.10
10061-02-6	trans-1,3-Dichloropropene	1.0	U	1.0	0.10
79-01-6	Trichloroethene	1.0	U	1.0	0.10
75-01-4	Vinyl chloride	1.0	U	1.0	0.10
1330-20-7	Xylenes, Total	1.0	U	1.0	0.10

CAS NO.	SURROGATE	%REC	Q	LIMITS
17060-07-0	1,2-Dichloroethane-d4 (Surr)	104		76-114
460-00-4	Bromofluorobenzene	97		86-115
2037-26-5	Toluene-d8 (Surr)	96		88-110

FORM I
GC/MS VOA ORGANICS ANALYSIS DATA SHEET
TENTATIVELY IDENTIFIED COMPOUNDS

Lab Name: TestAmerica Edison Job No.: 460-116748-1

SDG No.:

Client Sample ID: QC-EB070716 Lab Sample ID: 460-116748-12

Matrix: Water Lab File ID: V45778.D

Analysis Method: OLM04.2/VOL Date Collected: 07/07/2016 07:20

Sample wt/vol: 5(mL) Date Analyzed: 07/13/2016 03:51

Soil Aliquot Vol: Dilution Factor: 1

Soil Extract Vol.: GC Column: Rtx-624 ID: 0.25(mm)

% Moisture: Level: (low/med) Low

Analysis Batch No.: 378703 Units: ug/L

Number TICs Found: 0 TIC Result Total: 0

CAS NO.	COMPOUND NAME	RT	RESULT	Q	MATCH QUALITY
	Tentatively Identified Compound		None		

FORM I
GC/MS VOA ORGANICS ANALYSIS DATA SHEET

Lab Name: TestAmerica Edison | Job No.: 460-116748-1

SDG No.:

Client Sample ID: MW-1GL-XX | Lab Sample ID: 460-116748-13

Matrix: Water | Lab File ID: V45788.D

Analysis Method: OLM04.2/VOL | Date Collected: 07/07/2016 09:55

Sample wt/vol: 5(mL) | Date Analyzed: 07/13/2016 07:50

Soil Aliquot Vol: | Dilution Factor: 1

Soil Extract Vol.: | GC Column: Rtx-624 ID: 0.25(mm)

% Moisture: | Level: (low/med) Low

Analysis Batch No.: 378703 | Units: ug/L

CAS NO.	COMPOUND NAME	RESULT	Q	RL	MDL
71-55-6	1,1,1-Trichloroethane	1.0	U	1.0	0.10
79-34-5	1,1,2,2-Tetrachloroethane	1.0	U	1.0	0.10
76-13-1	1,1,2-Trichloro-1,2,2-trifluoroethane	1.0	U	1.0	0.10
79-00-5	1,1,2-Trichloroethane	1.0	U	1.0	0.10
75-34-3	1,1-Dichloroethane	1.0	U	1.0	0.10
75-35-4	1,1-Dichloroethene	1.0	U	1.0	0.10
120-82-1	1,2,4-Trichlorobenzene	1.0	U	1.0	0.10
96-12-8	1,2-Dibromo-3-Chloropropane	1.0	U	1.0	0.10
106-93-4	1,2-Dibromoethane	1.0	U	1.0	0.10
95-50-1	1,2-Dichlorobenzene	1.0	U	1.0	0.10
107-06-2	1,2-Dichloroethane	1.0	U	1.0	0.10
78-87-5	1,2-Dichloropropane	1.0	U	1.0	0.10
541-73-1	1,3-Dichlorobenzene	1.0	U	1.0	0.10
106-46-7	1,4-Dichlorobenzene	1.0	U	1.0	0.10
591-78-6	2-Hexanone	1.0	U	1.0	0.10
67-64-1	Acetone	1.0	U *	1.0	0.10
71-43-2	Benzene	1.0	U	1.0	0.10
75-27-4	Bromodichloromethane	1.0	U	1.0	0.10
75-25-2	Bromoform	1.0	U	1.0	0.10
74-83-9	Bromomethane	1.0	U	1.0	0.10
75-15-0	Carbon disulfide	1.0	U	1.0	0.10
56-23-5	Carbon tetrachloride	1.0	U	1.0	0.10
108-90-7	Chlorobenzene	1.0	U	1.0	0.10
75-45-6	Chlorodifluoromethane	1.0	U	1.0	0.10
75-00-3	Chloroethane	1.0	U	1.0	0.10
67-66-3	Chloroform	0.13	J	1.0	0.10
74-87-3	Chloromethane	1.0	U	1.0	0.10
156-59-2	cis-1,2-Dichloroethene	1.0	U	1.0	0.10
10061-01-5	cis-1,3-Dichloropropene	1.0	U	1.0	0.10
110-82-7	Cyclohexane	1.0	U	1.0	0.10
124-48-1	Dibromochloromethane	1.0	U	1.0	0.10
75-71-8	Dichlorodifluoromethane	1.0	U	1.0	0.10
100-41-4	Ethylbenzene	1.0	U	1.0	0.10
75-69-4	Freon 11	1.0	U	1.0	0.10
76-15-3	Freon 115	1.0	U	1.0	0.10

FORM I
GC/MS VOA ORGANICS ANALYSIS DATA SHEET

Lab Name: TestAmerica Edison | Job No.: 460-116748-1

SDG No.:

Client Sample ID: MW-1GL-XX | Lab Sample ID: 460-116748-13

Matrix: Water | Lab File ID: V45788.D

Analysis Method: OLM04.2/VOL | Date Collected: 07/07/2016 09:55

Sample wt/vol: 5(mL) | Date Analyzed: 07/13/2016 07:50

Soil Aliquot Vol: | Dilution Factor: 1

Soil Extract Vol.: | GC Column: Rtx-624 ID: 0.25(mm)

% Moisture: | Level: (low/med) Low

Analysis Batch No.: 378703 | Units: ug/L

CAS NO.	COMPOUND NAME	RESULT	Q	RL	MDL
306-83-2	Freon 123	1.0	U	1.0	0.10
75-37-6	Freon 152a	1.0	U	1.0	0.10
98-82-8	Isopropylbenzene	1.0	U	1.0	0.10
179601-23-1	m&p-Xylene	1.0	U	1.0	0.10
79-20-9	Methyl acetate	1.0	U	1.0	0.10
78-93-3	Methyl ethyl ketone (MEK)	1.0	U	1.0	0.10
108-10-1	Methyl isobutyl ketone (MIBK)	1.0	U	1.0	0.10
1634-04-4	Methyl tert-butyl ether	1.0	U	1.0	0.10
108-87-2	Methylcyclohexane	1.0	U	1.0	0.10
75-09-2	Methylene Chloride	1.0	U	1.0	0.10
95-47-6	o-Xylene	1.0	U	1.0	0.10
100-42-5	Styrene	1.0	U	1.0	0.10
127-18-4	Tetrachloroethene	0.20	J	1.0	0.10
108-88-3	Toluene	1.0	U	1.0	0.10
156-60-5	trans-1,2-Dichloroethene	1.0	U	1.0	0.10
10061-02-6	trans-1,3-Dichloropropene	1.0	U	1.0	0.10
79-01-6	Trichloroethene	0.50	J	1.0	0.10
75-01-4	Vinyl chloride	1.0	U	1.0	0.10
1330-20-7	Xylenes, Total	1.0	U	1.0	0.10

CAS NO.	SURROGATE	%REC	Q	LIMITS
17060-07-0	1,2-Dichloroethane-d4 (Surr)	102		76-114
460-00-4	Bromofluorobenzene	96		86-115
2037-26-5	Toluene-d8 (Surr)	95		88-110

FORM I
GC/MS VOA ORGANICS ANALYSIS DATA SHEET
TENTATIVELY IDENTIFIED COMPOUNDS

Lab Name: TestAmerica Edison Job No.: 460-116748-1

SDG No.:

Client Sample ID: MW-1GL-XX Lab Sample ID: 460-116748-13

Matrix: Water Lab File ID: V45788.D

Analysis Method: OLM04.2/VOL Date Collected: 07/07/2016 09:55

Sample wt/vol: 5(mL) Date Analyzed: 07/13/2016 07:50

Soil Aliquot Vol: Dilution Factor: 1

Soil Extract Vol.: GC Column: Rtx-624 ID: 0.25(mm)

% Moisture: Level: (low/med) Low

Analysis Batch No.: 378703 Units: ug/L

Number TICs Found: 0 TIC Result Total: 0

CAS NO.	COMPOUND NAME	RT	RESULT	Q	MATCH QUALITY
	Tentatively Identified Compound		None		

FORM I
GC/MS VOA ORGANICS ANALYSIS DATA SHEET

Lab Name: TestAmerica Edison | Job No.: 460-116748-1

SDG No.:

Client Sample ID: MW-1MI-XX | Lab Sample ID: 460-116748-14

Matrix: Water | Lab File ID: V45789.D

Analysis Method: OLM04.2/VOL | Date Collected: 07/07/2016 11:20

Sample wt/vol: 5(mL) | Date Analyzed: 07/13/2016 08:14

Soil Aliquot Vol: | Dilution Factor: 1

Soil Extract Vol.: | GC Column: Rtx-624 ID: 0.25(mm)

% Moisture: | Level: (low/med) Low

Analysis Batch No.: 378703 | Units: ug/L

CAS NO.	COMPOUND NAME	RESULT	Q	RL	MDL
71-55-6	1,1,1-Trichloroethane	1.0	U	1.0	0.10
79-34-5	1,1,2,2-Tetrachloroethane	1.0	U	1.0	0.10
76-13-1	1,1,2-Trichloro-1,2,2-trifluoroethane	5.1		1.0	0.10
79-00-5	1,1,2-Trichloroethane	1.0	U	1.0	0.10
75-34-3	1,1-Dichloroethane	1.0	U	1.0	0.10
75-35-4	1,1-Dichloroethene	1.1		1.0	0.10
120-82-1	1,2,4-Trichlorobenzene	1.0	U	1.0	0.10
96-12-8	1,2-Dibromo-3-Chloropropane	1.0	U	1.0	0.10
106-93-4	1,2-Dibromoethane	1.0	U	1.0	0.10
95-50-1	1,2-Dichlorobenzene	1.0	U	1.0	0.10
107-06-2	1,2-Dichloroethane	1.0	U	1.0	0.10
78-87-5	1,2-Dichloropropane	1.0	U	1.0	0.10
541-73-1	1,3-Dichlorobenzene	1.0	U	1.0	0.10
106-46-7	1,4-Dichlorobenzene	1.0	U	1.0	0.10
591-78-6	2-Hexanone	1.0	U	1.0	0.10
67-64-1	Acetone	1.0	U *	1.0	0.10
71-43-2	Benzene	1.0	U	1.0	0.10
75-27-4	Bromodichloromethane	1.0	U	1.0	0.10
75-25-2	Bromoform	1.0	U	1.0	0.10
74-83-9	Bromomethane	1.0	U	1.0	0.10
75-15-0	Carbon disulfide	1.0	U	1.0	0.10
56-23-5	Carbon tetrachloride	1.0	U	1.0	0.10
108-90-7	Chlorobenzene	1.0	U	1.0	0.10
75-45-6	Chlorodifluoromethane	3.4		1.0	0.10
75-00-3	Chloroethane	1.0	U	1.0	0.10
67-66-3	Chloroform	0.31	J	1.0	0.10
74-87-3	Chloromethane	1.0	U	1.0	0.10
156-59-2	cis-1,2-Dichloroethene	37		1.0	0.10
10061-01-5	cis-1,3-Dichloropropene	1.0	U	1.0	0.10
110-82-7	Cyclohexane	1.0	U	1.0	0.10
124-48-1	Dibromochloromethane	1.0	U	1.0	0.10
75-71-8	Dichlorodifluoromethane	1.0	U	1.0	0.10
100-41-4	Ethylbenzene	1.0	U	1.0	0.10
75-69-4	Freon 11	1.0	U	1.0	0.10
76-15-3	Freon 115	1.0	U	1.0	0.10

FORM I
GC/MS VOA ORGANICS ANALYSIS DATA SHEET

Lab Name: TestAmerica Edison | Job No.: 460-116748-1

SDG No.:

Client Sample ID: MW-1MI-XX | Lab Sample ID: 460-116748-14

Matrix: Water | Lab File ID: V45789.D

Analysis Method: OLM04.2/VOL | Date Collected: 07/07/2016 11:20

Sample wt/vol: 5(mL) | Date Analyzed: 07/13/2016 08:14

Soil Aliquot Vol: | Dilution Factor: 1

Soil Extract Vol.: | GC Column: Rtx-624 ID: 0.25(mm)

% Moisture: | Level: (low/med) Low

Analysis Batch No.: 378703 | Units: ug/L

CAS NO.	COMPOUND NAME	RESULT	Q	RL	MDL
306-83-2	Freon 123	1.0	U	1.0	0.10
75-37-6	Freon 152a	1.0	U	1.0	0.10
98-82-8	Isopropylbenzene	1.0	U	1.0	0.10
179601-23-1	m&p-Xylene	1.0	U	1.0	0.10
79-20-9	Methyl acetate	1.0	U	1.0	0.10
78-93-3	Methyl ethyl ketone (MEK)	1.0	U	1.0	0.10
108-10-1	Methyl isobutyl ketone (MIBK)	1.0	U	1.0	0.10
1634-04-4	Methyl tert-butyl ether	1.0	U	1.0	0.10
108-87-2	Methylcyclohexane	1.0	U	1.0	0.10
75-09-2	Methylene Chloride	1.0	U	1.0	0.10
95-47-6	o-Xylene	1.0	U	1.0	0.10
100-42-5	Styrene	1.0	U	1.0	0.10
127-18-4	Tetrachloroethene	22		1.0	0.10
108-88-3	Toluene	1.0	U	1.0	0.10
156-60-5	trans-1,2-Dichloroethene	0.39	J	1.0	0.10
10061-02-6	trans-1,3-Dichloropropene	1.0	U	1.0	0.10
79-01-6	Trichloroethene	29		1.0	0.10
75-01-4	Vinyl chloride	1.0	U	1.0	0.10
1330-20-7	Xylenes, Total	1.0	U	1.0	0.10

CAS NO.	SURROGATE	%REC	Q	LIMITS
17060-07-0	1,2-Dichloroethane-d4 (Surr)	101		76-114
460-00-4	Bromofluorobenzene	94		86-115
2037-26-5	Toluene-d8 (Surr)	95		88-110

FORM I
GC/MS VOA ORGANICS ANALYSIS DATA SHEET
TENTATIVELY IDENTIFIED COMPOUNDS

Lab Name: TestAmerica Edison | Job No.: 460-116748-1

SDG No.:

Client Sample ID: MW-1MI-XX | Lab Sample ID: 460-116748-14

Matrix: Water | Lab File ID: V45789.D

Analysis Method: OLM04.2/VOL | Date Collected: 07/07/2016 11:20

Sample wt/vol: 5(mL) | Date Analyzed: 07/13/2016 08:14

Soil Aliquot Vol: | Dilution Factor: 1

Soil Extract Vol.: | GC Column: Rtx-624 ID: 0.25(mm)

% Moisture: | Level: (low/med) Low

Analysis Batch No.: 378703 | Units: ug/L

Number TICs Found: 0 | TIC Result Total: 0

CAS NO.	COMPOUND NAME	RT	RESULT	Q	MATCH QUALITY
	Tentatively Identified Compound		None		

FORM I
GC/MS VOA ORGANICS ANALYSIS DATA SHEET

Lab Name: TestAmerica Edison | Job No.: 460-116748-1

SDG No.:

Client Sample ID: MW-1MI/L-XX | Lab Sample ID: 460-116748-15

Matrix: Water | Lab File ID: V45790.D

Analysis Method: OLM04.2/VOL | Date Collected: 07/07/2016 13:05

Sample wt/vol: 5(mL) | Date Analyzed: 07/13/2016 08:37

Soil Aliquot Vol: | Dilution Factor: 1

Soil Extract Vol.: | GC Column: Rtx-624 ID: 0.25(mm)

% Moisture: | Level: (low/med) Low

Analysis Batch No.: 378703 | Units: ug/L

CAS NO.	COMPOUND NAME	RESULT	Q	RL	MDL
71-55-6	1,1,1-Trichloroethane	1.0	U	1.0	0.10
79-34-5	1,1,2,2-Tetrachloroethane	1.0	U	1.0	0.10
76-13-1	1,1,2-Trichloro-1,2,2-trifluoroethane	2.6		1.0	0.10
79-00-5	1,1,2-Trichloroethane	1.0	U	1.0	0.10
75-34-3	1,1-Dichloroethane	1.0	U	1.0	0.10
75-35-4	1,1-Dichloroethene	0.17	J	1.0	0.10
120-82-1	1,2,4-Trichlorobenzene	1.0	U	1.0	0.10
96-12-8	1,2-Dibromo-3-Chloropropane	1.0	U	1.0	0.10
106-93-4	1,2-Dibromoethane	1.0	U	1.0	0.10
95-50-1	1,2-Dichlorobenzene	1.0	U	1.0	0.10
107-06-2	1,2-Dichloroethane	1.0	U	1.0	0.10
78-87-5	1,2-Dichloropropane	1.0	U	1.0	0.10
541-73-1	1,3-Dichlorobenzene	1.0	U	1.0	0.10
106-46-7	1,4-Dichlorobenzene	1.0	U	1.0	0.10
591-78-6	2-Hexanone	1.0	U	1.0	0.10
67-64-1	Acetone	1.0	U *	1.0	0.10
71-43-2	Benzene	1.0	U	1.0	0.10
75-27-4	Bromodichloromethane	1.0	U	1.0	0.10
75-25-2	Bromoform	1.0	U	1.0	0.10
74-83-9	Bromomethane	1.0	U	1.0	0.10
75-15-0	Carbon disulfide	1.0	U	1.0	0.10
56-23-5	Carbon tetrachloride	1.0	U	1.0	0.10
108-90-7	Chlorobenzene	1.0	U	1.0	0.10
75-45-6	Chlorodifluoromethane	1.4		1.0	0.10
75-00-3	Chloroethane	1.0	U	1.0	0.10
67-66-3	Chloroform	1.0	U	1.0	0.10
74-87-3	Chloromethane	1.0	U	1.0	0.10
156-59-2	cis-1,2-Dichloroethene	14		1.0	0.10
10061-01-5	cis-1,3-Dichloropropene	1.0	U	1.0	0.10
110-82-7	Cyclohexane	1.0	U	1.0	0.10
124-48-1	Dibromochloromethane	1.0	U	1.0	0.10
75-71-8	Dichlorodifluoromethane	1.0	U	1.0	0.10
100-41-4	Ethylbenzene	1.0	U	1.0	0.10
75-69-4	Freon 11	1.0	U	1.0	0.10
76-15-3	Freon 115	1.0	U	1.0	0.10

FORM I
GC/MS VOA ORGANICS ANALYSIS DATA SHEET

Lab Name: TestAmerica Edison | Job No.: 460-116748-1

SDG No.:

Client Sample ID: MW-1MI/L-XX | Lab Sample ID: 460-116748-15

Matrix: Water | Lab File ID: V45790.D

Analysis Method: OLM04.2/VOL | Date Collected: 07/07/2016 13:05

Sample wt/vol: 5(mL) | Date Analyzed: 07/13/2016 08:37

Soil Aliquot Vol: | Dilution Factor: 1

Soil Extract Vol.: | GC Column: Rtx-624 ID: 0.25(mm)

% Moisture: | Level: (low/med) Low

Analysis Batch No.: 378703 | Units: ug/L

CAS NO.	COMPOUND NAME	RESULT	Q	RL	MDL
306-83-2	Freon 123	1.0	U	1.0	0.10
75-37-6	Freon 152a	1.0	U	1.0	0.10
98-82-8	Isopropylbenzene	1.0	U	1.0	0.10
179601-23-1	m&p-Xylene	1.0	U	1.0	0.10
79-20-9	Methyl acetate	1.0	U	1.0	0.10
78-93-3	Methyl ethyl ketone (MEK)	1.0	U	1.0	0.10
108-10-1	Methyl isobutyl ketone (MIBK)	1.0	U	1.0	0.10
1634-04-4	Methyl tert-butyl ether	0.20	J	1.0	0.10
108-87-2	Methylcyclohexane	1.0	U	1.0	0.10
75-09-2	Methylene Chloride	1.0	U	1.0	0.10
95-47-6	o-Xylene	1.0	U	1.0	0.10
100-42-5	Styrene	1.0	U	1.0	0.10
127-18-4	Tetrachloroethene	16		1.0	0.10
108-88-3	Toluene	1.0	U	1.0	0.10
156-60-5	trans-1,2-Dichloroethene	0.29	J	1.0	0.10
10061-02-6	trans-1,3-Dichloropropene	1.0	U	1.0	0.10
79-01-6	Trichloroethene	13		1.0	0.10
75-01-4	Vinyl chloride	1.0	U	1.0	0.10
1330-20-7	Xylenes, Total	1.0	U	1.0	0.10

CAS NO.	SURROGATE	%REC	Q	LIMITS
17060-07-0	1,2-Dichloroethane-d4 (Surr)	100		76-114
460-00-4	Bromofluorobenzene	96		86-115
2037-26-5	Toluene-d8 (Surr)	95		88-110

FORM I
GC/MS VOA ORGANICS ANALYSIS DATA SHEET
TENTATIVELY IDENTIFIED COMPOUNDS

Lab Name: TestAmerica Edison Job No.: 460-116748-1

SDG No.:

Client Sample ID: MW-1MI/L-XX Lab Sample ID: 460-116748-15

Matrix: Water Lab File ID: V45790.D

Analysis Method: OLM04.2/VOL Date Collected: 07/07/2016 13:05

Sample wt/vol: 5(mL) Date Analyzed: 07/13/2016 08:37

Soil Aliquot Vol: Dilution Factor: 1

Soil Extract Vol.: GC Column: Rtx-624 ID: 0.25(mm)

% Moisture: Level: (low/med) Low

Analysis Batch No.: 378703 Units: ug/L

Number TICs Found: 0 TIC Result Total: 0

CAS NO.	COMPOUND NAME	RT	RESULT	Q	MATCH QUALITY
	Tentatively Identified Compound		None		

FORM I
GC/MS VOA ORGANICS ANALYSIS DATA SHEET

Lab Name: TestAmerica Edison | Job No.: 460-116748-1

SDG No.:

Client Sample ID: MW-17GL-XX | Lab Sample ID: 460-116748-16

Matrix: Water | Lab File ID: V45787.D

Analysis Method: OLM04.2/VOL | Date Collected: 07/07/2016 15:05

Sample wt/vol: 5(mL) | Date Analyzed: 07/13/2016 07:26

Soil Aliquot Vol: | Dilution Factor: 1

Soil Extract Vol.: | GC Column: Rtx-624 ID: 0.25(mm)

% Moisture: | Level: (low/med) Low

Analysis Batch No.: 378703 | Units: ug/L

CAS NO.	COMPOUND NAME	RESULT	Q	RL	MDL
71-55-6	1,1,1-Trichloroethane	1.0	U	1.0	0.10
79-34-5	1,1,2,2-Tetrachloroethane	1.0	U	1.0	0.10
76-13-1	1,1,2-Trichloro-1,2,2-trifluoroethane	1.0	U	1.0	0.10
79-00-5	1,1,2-Trichloroethane	1.0	U	1.0	0.10
75-34-3	1,1-Dichloroethane	1.0	U	1.0	0.10
75-35-4	1,1-Dichloroethene	1.0	U	1.0	0.10
120-82-1	1,2,4-Trichlorobenzene	1.0	U	1.0	0.10
96-12-8	1,2-Dibromo-3-Chloropropane	1.0	U	1.0	0.10
106-93-4	1,2-Dibromoethane	1.0	U	1.0	0.10
95-50-1	1,2-Dichlorobenzene	1.0	U	1.0	0.10
107-06-2	1,2-Dichloroethane	1.0	U	1.0	0.10
78-87-5	1,2-Dichloropropane	1.0	U	1.0	0.10
541-73-1	1,3-Dichlorobenzene	1.0	U	1.0	0.10
106-46-7	1,4-Dichlorobenzene	1.0	U	1.0	0.10
591-78-6	2-Hexanone	1.0	U	1.0	0.10
67-64-1	Acetone	1.0	U *	1.0	0.10
71-43-2	Benzene	1.0	U	1.0	0.10
75-27-4	Bromodichloromethane	1.0	U	1.0	0.10
75-25-2	Bromoform	1.0	U	1.0	0.10
74-83-9	Bromomethane	1.0	U	1.0	0.10
75-15-0	Carbon disulfide	1.0	U	1.0	0.10
56-23-5	Carbon tetrachloride	1.0	U	1.0	0.10
108-90-7	Chlorobenzene	1.0	U	1.0	0.10
75-45-6	Chlorodifluoromethane	1.9		1.0	0.10
75-00-3	Chloroethane	1.0	U	1.0	0.10
67-66-3	Chloroform	1.0	U	1.0	0.10
74-87-3	Chloromethane	1.0	U	1.0	0.10
156-59-2	cis-1,2-Dichloroethene	5.4		1.0	0.10
10061-01-5	cis-1,3-Dichloropropene	1.0	U	1.0	0.10
110-82-7	Cyclohexane	1.0	U	1.0	0.10
124-48-1	Dibromochloromethane	1.0	U	1.0	0.10
75-71-8	Dichlorodifluoromethane	1.0	U	1.0	0.10
100-41-4	Ethylbenzene	1.0	U	1.0	0.10
75-69-4	Freon 11	1.0	U	1.0	0.10
76-15-3	Freon 115	1.0	U	1.0	0.10

FORM I
GC/MS VOA ORGANICS ANALYSIS DATA SHEET

Lab Name: TestAmerica Edison | Job No.: 460-116748-1

SDG No.:

Client Sample ID: MW-17GL-XX | Lab Sample ID: 460-116748-16

Matrix: Water | Lab File ID: V45787.D

Analysis Method: OLM04.2/VOL | Date Collected: 07/07/2016 15:05

Sample wt/vol: 5(mL) | Date Analyzed: 07/13/2016 07:26

Soil Aliquot Vol: | Dilution Factor: 1

Soil Extract Vol.: | GC Column: Rtx-624 ID: 0.25(mm)

% Moisture: | Level: (low/med) Low

Analysis Batch No.: 378703 | Units: ug/L

CAS NO.	COMPOUND NAME	RESULT	Q	RL	MDL
306-83-2	Freon 123	1.0	U	1.0	0.10
75-37-6	Freon 152a	1.0	U	1.0	0.10
98-82-8	Isopropylbenzene	1.0	U	1.0	0.10
179601-23-1	m&p-Xylene	1.0	U	1.0	0.10
79-20-9	Methyl acetate	1.0	U	1.0	0.10
78-93-3	Methyl ethyl ketone (MEK)	1.0	U	1.0	0.10
108-10-1	Methyl isobutyl ketone (MIBK)	1.0	U	1.0	0.10
1634-04-4	Methyl tert-butyl ether	1.0	U	1.0	0.10
108-87-2	Methylcyclohexane	1.0	U	1.0	0.10
75-09-2	Methylene Chloride	1.0	U	1.0	0.10
95-47-6	o-Xylene	1.0	U	1.0	0.10
100-42-5	Styrene	1.0	U	1.0	0.10
127-18-4	Tetrachloroethene	0.41	J	1.0	0.10
108-88-3	Toluene	1.0	U	1.0	0.10
156-60-5	trans-1,2-Dichloroethene	0.45	J	1.0	0.10
10061-02-6	trans-1,3-Dichloropropene	1.0	U	1.0	0.10
79-01-6	Trichloroethene	0.96	J	1.0	0.10
75-01-4	Vinyl chloride	1.0	U	1.0	0.10
1330-20-7	Xylenes, Total	1.0	U	1.0	0.10

CAS NO.	SURROGATE	%REC	Q	LIMITS
17060-07-0	1,2-Dichloroethane-d4 (Surr)	101		76-114
460-00-4	Bromofluorobenzene	94		86-115
2037-26-5	Toluene-d8 (Surr)	95		88-110

FORM I
GC/MS VOA ORGANICS ANALYSIS DATA SHEET
TENTATIVELY IDENTIFIED COMPOUNDS

Lab Name: TestAmerica Edison Job No.: 460-116748-1

SDG No.:

Client Sample ID: MW-17GL-XX Lab Sample ID: 460-116748-16

Matrix: Water Lab File ID: V45787.D

Analysis Method: OLM04.2/VOL Date Collected: 07/07/2016 15:05

Sample wt/vol: 5(mL) Date Analyzed: 07/13/2016 07:26

Soil Aliquot Vol: Dilution Factor: 1

Soil Extract Vol.: GC Column: Rtx-624 ID: 0.25(mm)

% Moisture: Level: (low/med) Low

Analysis Batch No.: 378703 Units: ug/L

Number TICs Found: 1 TIC Result Total: 5.7

CAS NO.	COMPOUND NAME	RT	RESULT	Q	MATCH QUALITY
354-23-4	Ethane, 1,2-dichloro-1,1,2-trifluoro-	2.49	5.7	J N	91%

FORM I
GC/MS VOA ORGANICS ANALYSIS DATA SHEET

Lab Name: TestAmerica Edison | Job No.: 460-116748-1

SDG No.:

Client Sample ID: MW-18GL-XX | Lab Sample ID: 460-116748-17

Matrix: Water | Lab File ID: V45791.D

Analysis Method: OLM04.2/VOL | Date Collected: 07/07/2016 11:20

Sample wt/vol: 5(mL) | Date Analyzed: 07/13/2016 09:01

Soil Aliquot Vol: | Dilution Factor: 1

Soil Extract Vol.: | GC Column: Rtx-624 ID: 0.25(mm)

% Moisture: | Level: (low/med) Low

Analysis Batch No.: 378703 | Units: ug/L

CAS NO.	COMPOUND NAME	RESULT	Q	RL	MDL
71-55-6	1,1,1-Trichloroethane	1.0	U	1.0	0.10
79-34-5	1,1,2,2-Tetrachloroethane	1.0	U	1.0	0.10
76-13-1	1,1,2-Trichloro-1,2,2-trifluoroethane	1.0	U	1.0	0.10
79-00-5	1,1,2-Trichloroethane	1.0	U	1.0	0.10
75-34-3	1,1-Dichloroethane	1.0	U	1.0	0.10
75-35-4	1,1-Dichloroethene	1.0	U	1.0	0.10
120-82-1	1,2,4-Trichlorobenzene	1.0	U	1.0	0.10
96-12-8	1,2-Dibromo-3-Chloropropane	1.0	U	1.0	0.10
106-93-4	1,2-Dibromoethane	1.0	U	1.0	0.10
95-50-1	1,2-Dichlorobenzene	1.0	U	1.0	0.10
107-06-2	1,2-Dichloroethane	1.0	U	1.0	0.10
78-87-5	1,2-Dichloropropane	1.0	U	1.0	0.10
541-73-1	1,3-Dichlorobenzene	1.0	U	1.0	0.10
106-46-7	1,4-Dichlorobenzene	1.0	U	1.0	0.10
591-78-6	2-Hexanone	1.0	U	1.0	0.10
67-64-1	Acetone	1.0	U *	1.0	0.10
71-43-2	Benzene	1.0	U	1.0	0.10
75-27-4	Bromodichloromethane	1.0	U	1.0	0.10
75-25-2	Bromoform	1.0	U	1.0	0.10
74-83-9	Bromomethane	1.0	U	1.0	0.10
75-15-0	Carbon disulfide	1.0	U	1.0	0.10
56-23-5	Carbon tetrachloride	1.0	U	1.0	0.10
108-90-7	Chlorobenzene	1.0	U	1.0	0.10
75-45-6	Chlorodifluoromethane	5.2		1.0	0.10
75-00-3	Chloroethane	1.0	U	1.0	0.10
67-66-3	Chloroform	2.1		1.0	0.10
74-87-3	Chloromethane	1.0	U	1.0	0.10
156-59-2	cis-1,2-Dichloroethene	5.8		1.0	0.10
10061-01-5	cis-1,3-Dichloropropene	1.0	U	1.0	0.10
110-82-7	Cyclohexane	1.0	U	1.0	0.10
124-48-1	Dibromochloromethane	1.0	U	1.0	0.10
75-71-8	Dichlorodifluoromethane	1.0	U	1.0	0.10
100-41-4	Ethylbenzene	1.0	U	1.0	0.10
75-69-4	Freon 11	1.0	U	1.0	0.10
76-15-3	Freon 115	1.0	U	1.0	0.10

FORM I
GC/MS VOA ORGANICS ANALYSIS DATA SHEET

Lab Name: TestAmerica Edison | Job No.: 460-116748-1

SDG No.:

Client Sample ID: MW-18GL-XX | Lab Sample ID: 460-116748-17

Matrix: Water | Lab File ID: V45791.D

Analysis Method: OLM04.2/VOL | Date Collected: 07/07/2016 11:20

Sample wt/vol: 5(mL) | Date Analyzed: 07/13/2016 09:01

Soil Aliquot Vol: | Dilution Factor: 1

Soil Extract Vol.: | GC Column: Rtx-624 ID: 0.25(mm)

% Moisture: | Level: (low/med) Low

Analysis Batch No.: 378703 | Units: ug/L

CAS NO.	COMPOUND NAME	RESULT	Q	RL	MDL
306-83-2	Freon 123	1.0	U	1.0	0.10
75-37-6	Freon 152a	1.0	U	1.0	0.10
98-82-8	Isopropylbenzene	1.0	U	1.0	0.10
179601-23-1	m&p-Xylene	1.0	U	1.0	0.10
79-20-9	Methyl acetate	1.0	U	1.0	0.10
78-93-3	Methyl ethyl ketone (MEK)	1.0	U	1.0	0.10
108-10-1	Methyl isobutyl ketone (MIBK)	1.0	U	1.0	0.10
1634-04-4	Methyl tert-butyl ether	1.0	U	1.0	0.10
108-87-2	Methylcyclohexane	1.0	U	1.0	0.10
75-09-2	Methylene Chloride	1.0	U	1.0	0.10
95-47-6	o-Xylene	1.0	U	1.0	0.10
100-42-5	Styrene	1.0	U	1.0	0.10
127-18-4	Tetrachloroethene	2.5		1.0	0.10
108-88-3	Toluene	1.0	U	1.0	0.10
156-60-5	trans-1,2-Dichloroethene	1.0	U	1.0	0.10
10061-02-6	trans-1,3-Dichloropropene	1.0	U	1.0	0.10
79-01-6	Trichloroethene	3.0		1.0	0.10
75-01-4	Vinyl chloride	1.0	U	1.0	0.10
1330-20-7	Xylenes, Total	1.0	U	1.0	0.10

CAS NO.	SURROGATE	%REC	Q	LIMITS
17060-07-0	1,2-Dichloroethane-d4 (Surr)	103		76-114
460-00-4	Bromofluorobenzene	96		86-115
2037-26-5	Toluene-d8 (Surr)	95		88-110

FORM I
GC/MS VOA ORGANICS ANALYSIS DATA SHEET
TENTATIVELY IDENTIFIED COMPOUNDS

Lab Name: TestAmerica Edison Job No.: 460-116748-1

SDG No.:

Client Sample ID: MW-18GL-XX Lab Sample ID: 460-116748-17

Matrix: Water Lab File ID: V45791.D

Analysis Method: OLM04.2/VOL Date Collected: 07/07/2016 11:20

Sample wt/vol: 5(mL) Date Analyzed: 07/13/2016 09:01

Soil Aliquot Vol: Dilution Factor: 1

Soil Extract Vol.: GC Column: Rtx-624 ID: 0.25(mm)

% Moisture: Level: (low/med) Low

Analysis Batch No.: 378703 Units: ug/L

Number TICs Found: 0 TIC Result Total: 0

CAS NO.	COMPOUND NAME	RT	RESULT	Q	MATCH QUALITY
	Tentatively Identified Compound		None		

FORM I
GC/MS VOA ORGANICS ANALYSIS DATA SHEET

Lab Name: TestAmerica Edison | Job No.: 460-116748-1

SDG No.:

Client Sample ID: MW-18ML-XX | Lab Sample ID: 460-116748-18

Matrix: Water | Lab File ID: V45792.D

Analysis Method: OLM04.2/VOL | Date Collected: 07/07/2016 11:05

Sample wt/vol: 5(mL) | Date Analyzed: 07/13/2016 09:25

Soil Aliquot Vol: | Dilution Factor: 1

Soil Extract Vol.: | GC Column: Rtx-624 ID: 0.25(mm)

% Moisture: | Level: (low/med) Low

Analysis Batch No.: 378703 | Units: ug/L

CAS NO.	COMPOUND NAME	RESULT	Q	RL	MDL
71-55-6	1,1,1-Trichloroethane	1.0	U	1.0	0.10
79-34-5	1,1,2,2-Tetrachloroethane	1.0	U	1.0	0.10
76-13-1	1,1,2-Trichloro-1,2,2-trifluoroethane	2.0		1.0	0.10
79-00-5	1,1,2-Trichloroethane	1.0	U	1.0	0.10
75-34-3	1,1-Dichloroethane	1.0	U	1.0	0.10
75-35-4	1,1-Dichloroethene	1.0	U	1.0	0.10
120-82-1	1,2,4-Trichlorobenzene	1.0	U	1.0	0.10
96-12-8	1,2-Dibromo-3-Chloropropane	1.0	U	1.0	0.10
106-93-4	1,2-Dibromoethane	1.0	U	1.0	0.10
95-50-1	1,2-Dichlorobenzene	1.0	U	1.0	0.10
107-06-2	1,2-Dichloroethane	1.0	U	1.0	0.10
78-87-5	1,2-Dichloropropane	1.0	U	1.0	0.10
541-73-1	1,3-Dichlorobenzene	1.0	U	1.0	0.10
106-46-7	1,4-Dichlorobenzene	1.0	U	1.0	0.10
591-78-6	2-Hexanone	1.0	U	1.0	0.10
67-64-1	Acetone	1.0	U *	1.0	0.10
71-43-2	Benzene	1.0	U	1.0	0.10
75-27-4	Bromodichloromethane	1.0	U	1.0	0.10
75-25-2	Bromoform	1.0	U	1.0	0.10
74-83-9	Bromomethane	1.0	U	1.0	0.10
75-15-0	Carbon disulfide	1.0	U	1.0	0.10
56-23-5	Carbon tetrachloride	1.0	U	1.0	0.10
108-90-7	Chlorobenzene	1.0	U	1.0	0.10
75-45-6	Chlorodifluoromethane	2.6		1.0	0.10
75-00-3	Chloroethane	1.0	U	1.0	0.10
67-66-3	Chloroform	0.11	J	1.0	0.10
74-87-3	Chloromethane	1.0	U	1.0	0.10
156-59-2	cis-1,2-Dichloroethene	41		1.0	0.10
10061-01-5	cis-1,3-Dichloropropene	1.0	U	1.0	0.10
110-82-7	Cyclohexane	1.0	U	1.0	0.10
124-48-1	Dibromochloromethane	1.0	U	1.0	0.10
75-71-8	Dichlorodifluoromethane	1.0	U	1.0	0.10
100-41-4	Ethylbenzene	1.0	U	1.0	0.10
75-69-4	Freon 11	1.0	U	1.0	0.10
76-15-3	Freon 115	1.0	U	1.0	0.10

FORM I
GC/MS VOA ORGANICS ANALYSIS DATA SHEET

Lab Name: TestAmerica Edison | Job No.: 460-116748-1
SDG No.:
Client Sample ID: MW-18ML-XX | Lab Sample ID: 460-116748-18
Matrix: Water | Lab File ID: V45792.D
Analysis Method: OLM04.2/VOL | Date Collected: 07/07/2016 11:05
Sample wt/vol: 5(mL) | Date Analyzed: 07/13/2016 09:25
Soil Aliquot Vol: | Dilution Factor: 1
Soil Extract Vol.: | GC Column: Rtx-624 ID: 0.25(mm)
% Moisture: | Level: (low/med) Low
Analysis Batch No.: 378703 | Units: ug/L

CAS NO.	COMPOUND NAME	RESULT	Q	RL	MDL
306-83-2	Freon 123	1.0	U	1.0	0.10
75-37-6	Freon 152a	1.0	U	1.0	0.10
98-82-8	Isopropylbenzene	1.0	U	1.0	0.10
179601-23-1	m&p-Xylene	1.0	U	1.0	0.10
79-20-9	Methyl acetate	1.0	U	1.0	0.10
78-93-3	Methyl ethyl ketone (MEK)	1.0	U	1.0	0.10
108-10-1	Methyl isobutyl ketone (MIBK)	1.0	U	1.0	0.10
1634-04-4	Methyl tert-butyl ether	1.0	U	1.0	0.10
108-87-2	Methylcyclohexane	1.0	U	1.0	0.10
75-09-2	Methylene Chloride	1.0	U	1.0	0.10
95-47-6	o-Xylene	1.0	U	1.0	0.10
100-42-5	Styrene	1.0	U	1.0	0.10
127-18-4	Tetrachloroethene	10		1.0	0.10
108-88-3	Toluene	1.0	U	1.0	0.10
156-60-5	trans-1,2-Dichloroethene	0.77	J	1.0	0.10
10061-02-6	trans-1,3-Dichloropropene	1.0	U	1.0	0.10
79-01-6	Trichloroethene	15		1.0	0.10
75-01-4	Vinyl chloride	1.0	U	1.0	0.10
1330-20-7	Xylenes, Total	1.0	U	1.0	0.10

CAS NO.	SURROGATE	%REC	Q	LIMITS
17060-07-0	1,2-Dichloroethane-d4 (Surr)	100		76-114
460-00-4	Bromofluorobenzene	96		86-115
2037-26-5	Toluene-d8 (Surr)	95		88-110

FORM I
GC/MS VOA ORGANICS ANALYSIS DATA SHEET
TENTATIVELY IDENTIFIED COMPOUNDS

Lab Name: TestAmerica Edison Job No.: 460-116748-1

SDG No.:

Client Sample ID: MW-18ML-XX Lab Sample ID: 460-116748-18

Matrix: Water Lab File ID: V45792.D

Analysis Method: OLM04.2/VOL Date Collected: 07/07/2016 11:05

Sample wt/vol: 5(mL) Date Analyzed: 07/13/2016 09:25

Soil Aliquot Vol: Dilution Factor: 1

Soil Extract Vol.: GC Column: Rtx-624 ID: 0.25(mm)

% Moisture: Level: (low/med) Low

Analysis Batch No.: 378703 Units: ug/L

Number TICs Found: 0 TIC Result Total: 0

CAS NO.	COMPOUND NAME	RT	RESULT	Q	MATCH QUALITY
	Tentatively Identified Compound		None		

FORM I
GC/MS VOA ORGANICS ANALYSIS DATA SHEET

Lab Name: TestAmerica Edison | Job No.: 460-116748-1

SDG No.:

Client Sample ID: MW-39MI-XX | Lab Sample ID: 460-116748-19

Matrix: Water | Lab File ID: V45793.D

Analysis Method: OLM04.2/VOL | Date Collected: 07/07/2016 13:20

Sample wt/vol: 5(mL) | Date Analyzed: 07/13/2016 09:49

Soil Aliquot Vol: | Dilution Factor: 1

Soil Extract Vol.: | GC Column: Rtx-624 ID: 0.25(mm)

% Moisture: | Level: (low/med) Low

Analysis Batch No.: 378703 | Units: ug/L

CAS NO.	COMPOUND NAME	RESULT	Q	RL	MDL
71-55-6	1,1,1-Trichloroethane	1.0	U	1.0	0.10
79-34-5	1,1,2,2-Tetrachloroethane	1.0	U	1.0	0.10
76-13-1	1,1,2-Trichloro-1,2,2-trifluoroethane	0.74	J	1.0	0.10
79-00-5	1,1,2-Trichloroethane	1.0	U	1.0	0.10
75-34-3	1,1-Dichloroethane	1.0	U	1.0	0.10
75-35-4	1,1-Dichloroethene	1.0	U	1.0	0.10
120-82-1	1,2,4-Trichlorobenzene	1.0	U	1.0	0.10
96-12-8	1,2-Dibromo-3-Chloropropane	1.0	U	1.0	0.10
106-93-4	1,2-Dibromoethane	1.0	U	1.0	0.10
95-50-1	1,2-Dichlorobenzene	1.0	U	1.0	0.10
107-06-2	1,2-Dichloroethane	1.0	U	1.0	0.10
78-87-5	1,2-Dichloropropane	1.0	U	1.0	0.10
541-73-1	1,3-Dichlorobenzene	1.0	U	1.0	0.10
106-46-7	1,4-Dichlorobenzene	1.0	U	1.0	0.10
591-78-6	2-Hexanone	1.0	U	1.0	0.10
67-64-1	Acetone	1.0	U *	1.0	0.10
71-43-2	Benzene	1.0	U	1.0	0.10
75-27-4	Bromodichloromethane	1.0	U	1.0	0.10
75-25-2	Bromoform	1.0	U	1.0	0.10
74-83-9	Bromomethane	1.0	U	1.0	0.10
75-15-0	Carbon disulfide	1.0	U	1.0	0.10
56-23-5	Carbon tetrachloride	1.0	U	1.0	0.10
108-90-7	Chlorobenzene	1.0	U	1.0	0.10
75-45-6	Chlorodifluoromethane	1.0	U	1.0	0.10
75-00-3	Chloroethane	1.0	U	1.0	0.10
67-66-3	Chloroform	1.0	U	1.0	0.10
74-87-3	Chloromethane	1.0	U	1.0	0.10
156-59-2	cis-1,2-Dichloroethene	4.8		1.0	0.10
10061-01-5	cis-1,3-Dichloropropene	1.0	U	1.0	0.10
110-82-7	Cyclohexane	1.0	U	1.0	0.10
124-48-1	Dibromochloromethane	1.0	U	1.0	0.10
75-71-8	Dichlorodifluoromethane	1.0	U	1.0	0.10
100-41-4	Ethylbenzene	1.0	U	1.0	0.10
75-69-4	Freon 11	1.0	U	1.0	0.10
76-15-3	Freon 115	1.0	U	1.0	0.10

FORM I
GC/MS VOA ORGANICS ANALYSIS DATA SHEET

Lab Name: TestAmerica Edison | Job No.: 460-116748-1
SDG No.:
Client Sample ID: MW-39MI-XX | Lab Sample ID: 460-116748-19
Matrix: Water | Lab File ID: V45793.D
Analysis Method: OLM04.2/VOL | Date Collected: 07/07/2016 13:20
Sample wt/vol: 5(mL) | Date Analyzed: 07/13/2016 09:49
Soil Aliquot Vol: | Dilution Factor: 1
Soil Extract Vol.: | GC Column: Rtx-624 ID: 0.25(mm)
% Moisture: | Level: (low/med) Low
Analysis Batch No.: 378703 | Units: ug/L

CAS NO.	COMPOUND NAME	RESULT	Q	RL	MDL
306-83-2	Freon 123	1.0	U	1.0	0.10
75-37-6	Freon 152a	1.0	U	1.0	0.10
98-82-8	Isopropylbenzene	1.0	U	1.0	0.10
179601-23-1	m&p-Xylene	1.0	U	1.0	0.10
79-20-9	Methyl acetate	1.0	U	1.0	0.10
78-93-3	Methyl ethyl ketone (MEK)	1.0	U	1.0	0.10
108-10-1	Methyl isobutyl ketone (MIBK)	1.0	U	1.0	0.10
1634-04-4	Methyl tert-butyl ether	1.0	U	1.0	0.10
108-87-2	Methylcyclohexane	1.0	U	1.0	0.10
75-09-2	Methylene Chloride	1.0	U	1.0	0.10
95-47-6	o-Xylene	1.0	U	1.0	0.10
100-42-5	Styrene	1.0	U	1.0	0.10
127-18-4	Tetrachloroethene	31		1.0	0.10
108-88-3	Toluene	1.0	U	1.0	0.10
156-60-5	trans-1,2-Dichloroethene	1.0	U	1.0	0.10
10061-02-6	trans-1,3-Dichloropropene	1.0	U	1.0	0.10
79-01-6	Trichloroethene	5.6		1.0	0.10
75-01-4	Vinyl chloride	1.0	U	1.0	0.10
1330-20-7	Xylenes, Total	1.0	U	1.0	0.10

CAS NO.	SURROGATE	%REC	Q	LIMITS
17060-07-0	1,2-Dichloroethane-d4 (Surr)	105		76-114
460-00-4	Bromofluorobenzene	96		86-115
2037-26-5	Toluene-d8 (Surr)	96		88-110

FORM I
GC/MS VOA ORGANICS ANALYSIS DATA SHEET
TENTATIVELY IDENTIFIED COMPOUNDS

Lab Name: TestAmerica Edison Job No.: 460-116748-1

SDG No.:

Client Sample ID: MW-39MI-XX Lab Sample ID: 460-116748-19

Matrix: Water Lab File ID: V45793.D

Analysis Method: OLM04.2/VOL Date Collected: 07/07/2016 13:20

Sample wt/vol: 5(mL) Date Analyzed: 07/13/2016 09:49

Soil Aliquot Vol: Dilution Factor: 1

Soil Extract Vol.: GC Column: Rtx-624 ID: 0.25(mm)

% Moisture: Level: (low/med) Low

Analysis Batch No.: 378703 Units: ug/L

Number TICs Found: 0 TIC Result Total: 0

CAS NO.	COMPOUND NAME	RT	RESULT	Q	MATCH QUALITY
	Tentatively Identified Compound		None		

FORM I
GC/MS VOA ORGANICS ANALYSIS DATA SHEET

Lab Name: TestAmerica Edison | Job No.: 460-116748-1

SDG No.:

Client Sample ID: MW-39MU-XX | Lab Sample ID: 460-116748-20

Matrix: Water | Lab File ID: V45794.D

Analysis Method: OLM04.2/VOL | Date Collected: 07/07/2016 14:35

Sample wt/vol: 5(mL) | Date Analyzed: 07/13/2016 10:13

Soil Aliquot Vol: | Dilution Factor: 1

Soil Extract Vol.: | GC Column: Rtx-624 ID: 0.25(mm)

% Moisture: | Level: (low/med) Low

Analysis Batch No.: 378703 | Units: ug/L

CAS NO.	COMPOUND NAME	RESULT	Q	RL	MDL
71-55-6	1,1,1-Trichloroethane	1.0	U	1.0	0.10
79-34-5	1,1,2,2-Tetrachloroethane	1.0	U	1.0	0.10
76-13-1	1,1,2-Trichloro-1,2,2-trifluoroethane	0.57	J	1.0	0.10
79-00-5	1,1,2-Trichloroethane	1.0	U	1.0	0.10
75-34-3	1,1-Dichloroethane	1.0	U	1.0	0.10
75-35-4	1,1-Dichloroethene	0.42	J	1.0	0.10
120-82-1	1,2,4-Trichlorobenzene	1.0	U	1.0	0.10
96-12-8	1,2-Dibromo-3-Chloropropane	1.0	U	1.0	0.10
106-93-4	1,2-Dibromoethane	1.0	U	1.0	0.10
95-50-1	1,2-Dichlorobenzene	1.0	U	1.0	0.10
107-06-2	1,2-Dichloroethane	1.0	U	1.0	0.10
78-87-5	1,2-Dichloropropane	1.0	U	1.0	0.10
541-73-1	1,3-Dichlorobenzene	1.0	U	1.0	0.10
106-46-7	1,4-Dichlorobenzene	1.0	U	1.0	0.10
591-78-6	2-Hexanone	1.0	U	1.0	0.10
67-64-1	Acetone	1.0	U *	1.0	0.10
71-43-2	Benzene	1.0	U	1.0	0.10
75-27-4	Bromodichloromethane	1.0	U	1.0	0.10
75-25-2	Bromoform	1.0	U	1.0	0.10
74-83-9	Bromomethane	1.0	U	1.0	0.10
75-15-0	Carbon disulfide	1.0	U	1.0	0.10
56-23-5	Carbon tetrachloride	1.0	U	1.0	0.10
108-90-7	Chlorobenzene	1.0	U	1.0	0.10
75-45-6	Chlorodifluoromethane	1.0	U	1.0	0.10
75-00-3	Chloroethane	1.0	U	1.0	0.10
67-66-3	Chloroform	0.20	J	1.0	0.10
74-87-3	Chloromethane	1.0	U	1.0	0.10
156-59-2	cis-1,2-Dichloroethene	74		1.0	0.10
10061-01-5	cis-1,3-Dichloropropene	1.0	U	1.0	0.10
110-82-7	Cyclohexane	1.0	U	1.0	0.10
124-48-1	Dibromochloromethane	1.0	U	1.0	0.10
75-71-8	Dichlorodifluoromethane	1.0	U	1.0	0.10
100-41-4	Ethylbenzene	1.0	U	1.0	0.10
75-69-4	Freon 11	1.0	U	1.0	0.10
76-15-3	Freon 115	1.0	U	1.0	0.10

FORM I
GC/MS VOA ORGANICS ANALYSIS DATA SHEET

Lab Name: TestAmerica Edison | Job No.: 460-116748-1
SDG No.:
Client Sample ID: MW-39MU-XX | Lab Sample ID: 460-116748-20
Matrix: Water | Lab File ID: V45794.D
Analysis Method: OLM04.2/VOL | Date Collected: 07/07/2016 14:35
Sample wt/vol: 5(mL) | Date Analyzed: 07/13/2016 10:13
Soil Aliquot Vol: | Dilution Factor: 1
Soil Extract Vol.: | GC Column: Rtx-624 ID: 0.25(mm)
% Moisture: | Level: (low/med) Low
Analysis Batch No.: 378703 | Units: ug/L

CAS NO.	COMPOUND NAME	RESULT	Q	RL	MDL
306-83-2	Freon 123	1.0	U	1.0	0.10
75-37-6	Freon 152a	1.0	U	1.0	0.10
98-82-8	Isopropylbenzene	1.0	U	1.0	0.10
179601-23-1	m&p-Xylene	1.0	U	1.0	0.10
79-20-9	Methyl acetate	1.0	U	1.0	0.10
78-93-3	Methyl ethyl ketone (MEK)	1.0	U	1.0	0.10
108-10-1	Methyl isobutyl ketone (MIBK)	1.0	U	1.0	0.10
1634-04-4	Methyl tert-butyl ether	0.14	J	1.0	0.10
108-87-2	Methylcyclohexane	1.0	U	1.0	0.10
75-09-2	Methylene Chloride	1.0	U	1.0	0.10
95-47-6	o-Xylene	1.0	U	1.0	0.10
100-42-5	Styrene	1.0	U	1.0	0.10
127-18-4	Tetrachloroethene	5.4		1.0	0.10
108-88-3	Toluene	1.0	U	1.0	0.10
156-60-5	trans-1,2-Dichloroethene	0.44	J	1.0	0.10
10061-02-6	trans-1,3-Dichloropropene	1.0	U	1.0	0.10
79-01-6	Trichloroethene	23		1.0	0.10
75-01-4	Vinyl chloride	1.0	U	1.0	0.10
1330-20-7	Xylenes, Total	1.0	U	1.0	0.10

CAS NO.	SURROGATE	%REC	Q	LIMITS
17060-07-0	1,2-Dichloroethane-d4 (Surr)	105		76-114
460-00-4	Bromofluorobenzene	98		86-115
2037-26-5	Toluene-d8 (Surr)	94		88-110

FORM I
GC/MS VOA ORGANICS ANALYSIS DATA SHEET
TENTATIVELY IDENTIFIED COMPOUNDS

Lab Name: TestAmerica Edison Job No.: 460-116748-1

SDG No.:

Client Sample ID: MW-39MU-XX Lab Sample ID: 460-116748-20

Matrix: Water Lab File ID: V45794.D

Analysis Method: OLM04.2/VOL Date Collected: 07/07/2016 14:35

Sample wt/vol: 5(mL) Date Analyzed: 07/13/2016 10:13

Soil Aliquot Vol: Dilution Factor: 1

Soil Extract Vol.: GC Column: Rtx-624 ID: 0.25(mm)

% Moisture: Level: (low/med) Low

Analysis Batch No.: 378703 Units: ug/L

Number TICs Found: 0 TIC Result Total: 0

CAS NO.	COMPOUND NAME	RT	RESULT	Q	MATCH QUALITY
	Tentatively Identified Compound		None		

FORM I
GC/MS VOA ORGANICS ANALYSIS DATA SHEET

Lab Name: TestAmerica Edison | Job No.: 460-116748-1

SDG No.:

Client Sample ID: MW-8ML-XX | Lab Sample ID: 460-116748-21

Matrix: Water | Lab File ID: V45803.D

Analysis Method: OLM04.2/VOL | Date Collected: 07/08/2016 12:40

Sample wt/vol: 5(mL) | Date Analyzed: 07/14/2016 00:06

Soil Aliquot Vol: | Dilution Factor: 1

Soil Extract Vol.: | GC Column: Rtx-624 ID: 0.25(mm)

% Moisture: | Level: (low/med) Low

Analysis Batch No.: 378931 | Units: ug/L

CAS NO.	COMPOUND NAME	RESULT	Q	RL	MDL
71-55-6	1,1,1-Trichloroethane	1.0	U	1.0	0.10
79-34-5	1,1,2,2-Tetrachloroethane	1.0	U	1.0	0.10
76-13-1	1,1,2-Trichloro-1,2,2-trifluoroethane	4.2		1.0	0.10
79-00-5	1,1,2-Trichloroethane	1.0	U	1.0	0.10
75-34-3	1,1-Dichloroethane	1.0	U	1.0	0.10
75-35-4	1,1-Dichloroethene	0.56	J	1.0	0.10
120-82-1	1,2,4-Trichlorobenzene	1.0	U	1.0	0.10
96-12-8	1,2-Dibromo-3-Chloropropane	1.0	U	1.0	0.10
106-93-4	1,2-Dibromoethane	1.0	U	1.0	0.10
95-50-1	1,2-Dichlorobenzene	1.0	U	1.0	0.10
107-06-2	1,2-Dichloroethane	1.0	U	1.0	0.10
78-87-5	1,2-Dichloropropane	1.0	U	1.0	0.10
541-73-1	1,3-Dichlorobenzene	1.0	U	1.0	0.10
106-46-7	1,4-Dichlorobenzene	1.0	U	1.0	0.10
591-78-6	2-Hexanone	1.0	U	1.0	0.10
67-64-1	Acetone	1.0	U	1.0	0.10
71-43-2	Benzene	1.0	U	1.0	0.10
75-27-4	Bromodichloromethane	1.0	U	1.0	0.10
75-25-2	Bromoform	1.0	U	1.0	0.10
74-83-9	Bromomethane	1.0	U	1.0	0.10
75-15-0	Carbon disulfide	1.0	U	1.0	0.10
56-23-5	Carbon tetrachloride	1.0	U	1.0	0.10
108-90-7	Chlorobenzene	1.0	U	1.0	0.10
75-45-6	Chlorodifluoromethane	2.7		1.0	0.10
75-00-3	Chloroethane	1.0	U	1.0	0.10
67-66-3	Chloroform	0.41	J	1.0	0.10
74-87-3	Chloromethane	1.0	U	1.0	0.10
156-59-2	cis-1,2-Dichloroethene	30		1.0	0.10
10061-01-5	cis-1,3-Dichloropropene	1.0	U	1.0	0.10
110-82-7	Cyclohexane	1.0	U	1.0	0.10
124-48-1	Dibromochloromethane	1.0	U	1.0	0.10
75-71-8	Dichlorodifluoromethane	1.0	U	1.0	0.10
100-41-4	Ethylbenzene	1.0	U	1.0	0.10
75-69-4	Freon 11	0.13	J	1.0	0.10
76-15-3	Freon 115	1.0	U	1.0	0.10

FORM I
GC/MS VOA ORGANICS ANALYSIS DATA SHEET

Lab Name: TestAmerica Edison | Job No.: 460-116748-1
SDG No.:
Client Sample ID: MW-8ML-XX | Lab Sample ID: 460-116748-21
Matrix: Water | Lab File ID: V45803.D
Analysis Method: OLM04.2/VOL | Date Collected: 07/08/2016 12:40
Sample wt/vol: 5(mL) | Date Analyzed: 07/14/2016 00:06
Soil Aliquot Vol: | Dilution Factor: 1
Soil Extract Vol.: | GC Column: Rtx-624 ID: 0.25(mm)
% Moisture: | Level: (low/med) Low
Analysis Batch No.: 378931 | Units: ug/L

CAS NO.	COMPOUND NAME	RESULT	Q	RL	MDL
306-83-2	Freon 123	1.0	U	1.0	0.10
75-37-6	Freon 152a	1.0	U	1.0	0.10
98-82-8	Isopropylbenzene	1.0	U	1.0	0.10
179601-23-1	m&p-Xylene	1.0	U	1.0	0.10
79-20-9	Methyl acetate	1.0	U	1.0	0.10
78-93-3	Methyl ethyl ketone (MEK)	1.0	U	1.0	0.10
108-10-1	Methyl isobutyl ketone (MIBK)	1.0	U	1.0	0.10
1634-04-4	Methyl tert-butyl ether	0.23	J	1.0	0.10
108-87-2	Methylcyclohexane	1.0	U	1.0	0.10
75-09-2	Methylene Chloride	1.0	U	1.0	0.10
95-47-6	o-Xylene	1.0	U	1.0	0.10
100-42-5	Styrene	1.0	U	1.0	0.10
127-18-4	Tetrachloroethene	18		1.0	0.10
108-88-3	Toluene	1.0	U	1.0	0.10
156-60-5	trans-1,2-Dichloroethene	0.51	J	1.0	0.10
10061-02-6	trans-1,3-Dichloropropene	1.0	U	1.0	0.10
79-01-6	Trichloroethene	19		1.0	0.10
75-01-4	Vinyl chloride	1.0	U	1.0	0.10
1330-20-7	Xylenes, Total	1.0	U	1.0	0.10

CAS NO.	SURROGATE	%REC	Q	LIMITS
17060-07-0	1,2-Dichloroethane-d4 (Surr)	102		76-114
460-00-4	Bromofluorobenzene	92		86-115
2037-26-5	Toluene-d8 (Surr)	94		88-110

FORM I
GC/MS VOA ORGANICS ANALYSIS DATA SHEET
TENTATIVELY IDENTIFIED COMPOUNDS

Lab Name: TestAmerica Edison Job No.: 460-116748-1

SDG No.:

Client Sample ID: MW-8ML-XX Lab Sample ID: 460-116748-21

Matrix: Water Lab File ID: V45803.D

Analysis Method: OLM04.2/VOL Date Collected: 07/08/2016 12:40

Sample wt/vol: 5(mL) Date Analyzed: 07/14/2016 00:06

Soil Aliquot Vol: Dilution Factor: 1

Soil Extract Vol.: GC Column: Rtx-624 ID: 0.25(mm)

% Moisture: Level: (low/med) Low

Analysis Batch No.: 378931 Units: ug/L

Number TICs Found: 0 TIC Result Total: 0

CAS NO.	COMPOUND NAME	RT	RESULT	Q	MATCH QUALITY
	Tentatively Identified Compound		None		

FORM I
GC/MS VOA ORGANICS ANALYSIS DATA SHEET

Lab Name: TestAmerica Edison | Job No.: 460-116748-1

SDG No.:

Client Sample ID: MW-1ML-XX | Lab Sample ID: 460-116748-22

Matrix: Water | Lab File ID: V45804.D

Analysis Method: OLM04.2/VOL | Date Collected: 07/08/2016 11:45

Sample wt/vol: 5(mL) | Date Analyzed: 07/14/2016 00:30

Soil Aliquot Vol: | Dilution Factor: 1

Soil Extract Vol.: | GC Column: Rtx-624 ID: 0.25(mm)

% Moisture: | Level: (low/med) Low

Analysis Batch No.: 378931 | Units: ug/L

CAS NO.	COMPOUND NAME	RESULT	Q	RL	MDL
71-55-6	1,1,1-Trichloroethane	1.0	U	1.0	0.10
79-34-5	1,1,2,2-Tetrachloroethane	1.0	U	1.0	0.10
76-13-1	1,1,2-Trichloro-1,2,2-trifluoroethane	5.0		1.0	0.10
79-00-5	1,1,2-Trichloroethane	1.0	U	1.0	0.10
75-34-3	1,1-Dichloroethane	1.0	U	1.0	0.10
75-35-4	1,1-Dichloroethene	0.44	J	1.0	0.10
120-82-1	1,2,4-Trichlorobenzene	1.0	U	1.0	0.10
96-12-8	1,2-Dibromo-3-Chloropropane	1.0	U	1.0	0.10
106-93-4	1,2-Dibromoethane	1.0	U	1.0	0.10
95-50-1	1,2-Dichlorobenzene	1.0	U	1.0	0.10
107-06-2	1,2-Dichloroethane	1.0	U	1.0	0.10
78-87-5	1,2-Dichloropropane	1.0	U	1.0	0.10
541-73-1	1,3-Dichlorobenzene	1.0	U	1.0	0.10
106-46-7	1,4-Dichlorobenzene	1.0	U	1.0	0.10
591-78-6	2-Hexanone	1.0	U	1.0	0.10
67-64-1	Acetone	1.0	U	1.0	0.10
71-43-2	Benzene	1.0	U	1.0	0.10
75-27-4	Bromodichloromethane	1.0	U	1.0	0.10
75-25-2	Bromoform	1.0	U	1.0	0.10
74-83-9	Bromomethane	1.0	U	1.0	0.10
75-15-0	Carbon disulfide	1.0	U	1.0	0.10
56-23-5	Carbon tetrachloride	1.0	U	1.0	0.10
108-90-7	Chlorobenzene	1.0	U	1.0	0.10
75-45-6	Chlorodifluoromethane	1.8		1.0	0.10
75-00-3	Chloroethane	1.0	U	1.0	0.10
67-66-3	Chloroform	0.29	J	1.0	0.10
74-87-3	Chloromethane	1.0	U	1.0	0.10
156-59-2	cis-1,2-Dichloroethene	46		1.0	0.10
10061-01-5	cis-1,3-Dichloropropene	1.0	U	1.0	0.10
110-82-7	Cyclohexane	1.0	U	1.0	0.10
124-48-1	Dibromochloromethane	1.0	U	1.0	0.10
75-71-8	Dichlorodifluoromethane	1.0	U	1.0	0.10
100-41-4	Ethylbenzene	1.0	U	1.0	0.10
75-69-4	Freon 11	0.16	J	1.0	0.10
76-15-3	Freon 115	1.0	U	1.0	0.10

FORM I
GC/MS VOA ORGANICS ANALYSIS DATA SHEET

Lab Name: TestAmerica Edison | Job No.: 460-116748-1

SDG No.:

Client Sample ID: MW-1ML-XX | Lab Sample ID: 460-116748-22

Matrix: Water | Lab File ID: V45804.D

Analysis Method: OLM04.2/VOL | Date Collected: 07/08/2016 11:45

Sample wt/vol: 5(mL) | Date Analyzed: 07/14/2016 00:30

Soil Aliquot Vol: | Dilution Factor: 1

Soil Extract Vol.: | GC Column: Rtx-624 ID: 0.25(mm)

% Moisture: | Level: (low/med) Low

Analysis Batch No.: 378931 | Units: ug/L

CAS NO.	COMPOUND NAME	RESULT	Q	RL	MDL
306-83-2	Freon 123	1.0	U	1.0	0.10
75-37-6	Freon 152a	1.0	U	1.0	0.10
98-82-8	Isopropylbenzene	1.0	U	1.0	0.10
179601-23-1	m&p-Xylene	1.0	U	1.0	0.10
79-20-9	Methyl acetate	1.0	U	1.0	0.10
78-93-3	Methyl ethyl ketone (MEK)	1.0	U	1.0	0.10
108-10-1	Methyl isobutyl ketone (MIBK)	1.0	U	1.0	0.10
1634-04-4	Methyl tert-butyl ether	1.0	U	1.0	0.10
108-87-2	Methylcyclohexane	1.0	U	1.0	0.10
75-09-2	Methylene Chloride	1.0	U	1.0	0.10
95-47-6	o-Xylene	1.0	U	1.0	0.10
100-42-5	Styrene	1.0	U	1.0	0.10
127-18-4	Tetrachloroethene	44		1.0	0.10
108-88-3	Toluene	1.0	U	1.0	0.10
156-60-5	trans-1,2-Dichloroethene	0.60	J	1.0	0.10
10061-02-6	trans-1,3-Dichloropropene	1.0	U	1.0	0.10
79-01-6	Trichloroethene	23		1.0	0.10
75-01-4	Vinyl chloride	1.0	U	1.0	0.10
1330-20-7	Xylenes, Total	1.0	U	1.0	0.10

CAS NO.	SURROGATE	%REC	Q	LIMITS
17060-07-0	1,2-Dichloroethane-d4 (Surr)	103		76-114
460-00-4	Bromofluorobenzene	93		86-115
2037-26-5	Toluene-d8 (Surr)	92		88-110

FORM I
GC/MS VOA ORGANICS ANALYSIS DATA SHEET
TENTATIVELY IDENTIFIED COMPOUNDS

Lab Name: TestAmerica Edison Job No.: 460-116748-1

SDG No.:

Client Sample ID: MW-1ML-XX Lab Sample ID: 460-116748-22

Matrix: Water Lab File ID: V45804.D

Analysis Method: OLM04.2/VOL Date Collected: 07/08/2016 11:45

Sample wt/vol: 5(mL) Date Analyzed: 07/14/2016 00:30

Soil Aliquot Vol: Dilution Factor: 1

Soil Extract Vol.: GC Column: Rtx-624 ID: 0.25(mm)

% Moisture: Level: (low/med) Low

Analysis Batch No.: 378931 Units: ug/L

Number TICs Found: 0 TIC Result Total: 0

CAS NO.	COMPOUND NAME	RT	RESULT	Q	MATCH QUALITY
	Tentatively Identified Compound		None		

FORM I
GC/MS VOA ORGANICS ANALYSIS DATA SHEET

Lab Name: TestAmerica Edison | Job No.: 460-116748-1

SDG No.:

Client Sample ID: MW-17ML-XX | Lab Sample ID: 460-116748-23

Matrix: Water | Lab File ID: V45805.D

Analysis Method: OLM04.2/VOL | Date Collected: 07/08/2016 12:47

Sample wt/vol: 5(mL) | Date Analyzed: 07/14/2016 00:54

Soil Aliquot Vol: | Dilution Factor: 1

Soil Extract Vol.: | GC Column: Rtx-624 ID: 0.25(mm)

% Moisture: | Level: (low/med) Low

Analysis Batch No.: 378931 | Units: ug/L

CAS NO.	COMPOUND NAME	RESULT	Q	RL	MDL
71-55-6	1,1,1-Trichloroethane	1.0	U	1.0	0.10
79-34-5	1,1,2,2-Tetrachloroethane	1.0	U	1.0	0.10
76-13-1	1,1,2-Trichloro-1,2,2-trifluoroethane	0.81	J	1.0	0.10
79-00-5	1,1,2-Trichloroethane	1.0	U	1.0	0.10
75-34-3	1,1-Dichloroethane	1.0	U	1.0	0.10
75-35-4	1,1-Dichloroethene	1.0	U	1.0	0.10
120-82-1	1,2,4-Trichlorobenzene	1.0	U	1.0	0.10
96-12-8	1,2-Dibromo-3-Chloropropane	1.0	U	1.0	0.10
106-93-4	1,2-Dibromoethane	1.0	U	1.0	0.10
95-50-1	1,2-Dichlorobenzene	1.0	U	1.0	0.10
107-06-2	1,2-Dichloroethane	1.0	U	1.0	0.10
78-87-5	1,2-Dichloropropane	1.0	U	1.0	0.10
541-73-1	1,3-Dichlorobenzene	1.0	U	1.0	0.10
106-46-7	1,4-Dichlorobenzene	1.0	U	1.0	0.10
591-78-6	2-Hexanone	1.0	U	1.0	0.10
67-64-1	Acetone	1.0	U	1.0	0.10
71-43-2	Benzene	1.0	U	1.0	0.10
75-27-4	Bromodichloromethane	1.0	U	1.0	0.10
75-25-2	Bromoform	1.0	U	1.0	0.10
74-83-9	Bromomethane	1.0	U	1.0	0.10
75-15-0	Carbon disulfide	1.0	U	1.0	0.10
56-23-5	Carbon tetrachloride	1.0	U	1.0	0.10
108-90-7	Chlorobenzene	1.0	U	1.0	0.10
75-45-6	Chlorodifluoromethane	1.0	U	1.0	0.10
75-00-3	Chloroethane	1.0	U	1.0	0.10
67-66-3	Chloroform	1.0	U	1.0	0.10
74-87-3	Chloromethane	1.0	U	1.0	0.10
156-59-2	cis-1,2-Dichloroethene	15		1.0	0.10
10061-01-5	cis-1,3-Dichloropropene	1.0	U	1.0	0.10
110-82-7	Cyclohexane	1.0	U	1.0	0.10
124-48-1	Dibromochloromethane	1.0	U	1.0	0.10
75-71-8	Dichlorodifluoromethane	1.0	U	1.0	0.10
100-41-4	Ethylbenzene	1.0	U	1.0	0.10
75-69-4	Freon 11	1.0	U	1.0	0.10
76-15-3	Freon 115	1.0	U	1.0	0.10

FORM I
GC/MS VOA ORGANICS ANALYSIS DATA SHEET

Lab Name: TestAmerica Edison | Job No.: 460-116748-1
SDG No.:
Client Sample ID: MW-17ML-XX | Lab Sample ID: 460-116748-23
Matrix: Water | Lab File ID: V45805.D
Analysis Method: OLM04.2/VOL | Date Collected: 07/08/2016 12:47
Sample wt/vol: 5(mL) | Date Analyzed: 07/14/2016 00:54
Soil Aliquot Vol: | Dilution Factor: 1
Soil Extract Vol.: | GC Column: Rtx-624 ID: 0.25(mm)
% Moisture: | Level: (low/med) Low
Analysis Batch No.: 378931 | Units: ug/L

CAS NO.	COMPOUND NAME	RESULT	Q	RL	MDL
306-83-2	Freon 123	1.0	U	1.0	0.10
75-37-6	Freon 152a	1.0	U	1.0	0.10
98-82-8	Isopropylbenzene	1.0	U	1.0	0.10
179601-23-1	m&p-Xylene	1.0	U	1.0	0.10
79-20-9	Methyl acetate	1.0	U	1.0	0.10
78-93-3	Methyl ethyl ketone (MEK)	1.0	U	1.0	0.10
108-10-1	Methyl isobutyl ketone (MIBK)	1.0	U	1.0	0.10
1634-04-4	Methyl tert-butyl ether	1.0	U	1.0	0.10
108-87-2	Methylcyclohexane	1.0	U	1.0	0.10
75-09-2	Methylene Chloride	1.0	U	1.0	0.10
95-47-6	o-Xylene	1.0	U	1.0	0.10
100-42-5	Styrene	1.0	U	1.0	0.10
127-18-4	Tetrachloroethene	1.5		1.0	0.10
108-88-3	Toluene	1.0	U	1.0	0.10
156-60-5	trans-1,2-Dichloroethene	1.0	U	1.0	0.10
10061-02-6	trans-1,3-Dichloropropene	1.0	U	1.0	0.10
79-01-6	Trichloroethene	5.0		1.0	0.10
75-01-4	Vinyl chloride	1.0	U	1.0	0.10
1330-20-7	Xylenes, Total	1.0	U	1.0	0.10

CAS NO.	SURROGATE	%REC	Q	LIMITS
17060-07-0	1,2-Dichloroethane-d4 (Surr)	108		76-114
460-00-4	Bromofluorobenzene	92		86-115
2037-26-5	Toluene-d8 (Surr)	97		88-110

FORM I
GC/MS VOA ORGANICS ANALYSIS DATA SHEET
TENTATIVELY IDENTIFIED COMPOUNDS

Lab Name: TestAmerica Edison Job No.: 460-116748-1

SDG No.:

Client Sample ID: MW-17ML-XX Lab Sample ID: 460-116748-23

Matrix: Water Lab File ID: V45805.D

Analysis Method: OLM04.2/VOL Date Collected: 07/08/2016 12:47

Sample wt/vol: 5(mL) Date Analyzed: 07/14/2016 00:54

Soil Aliquot Vol: Dilution Factor: 1

Soil Extract Vol.: GC Column: Rtx-624 ID: 0.25(mm)

% Moisture: Level: (low/med) Low

Analysis Batch No.: 378931 Units: ug/L

Number TICs Found: 0 TIC Result Total: 0

CAS NO.	COMPOUND NAME	RT	RESULT	Q	MATCH QUALITY
	Tentatively Identified Compound		None		

FORM I
GC/MS VOA ORGANICS ANALYSIS DATA SHEET

Lab Name: TestAmerica Edison | Job No.: 460-116748-1

SDG No.:

Client Sample ID: MW-51MI-XX | Lab Sample ID: 460-116748-24

Matrix: Water | Lab File ID: V45806.D

Analysis Method: OLM04.2/VOL | Date Collected: 07/08/2016 13:45

Sample wt/vol: 5(mL) | Date Analyzed: 07/14/2016 01:18

Soil Aliquot Vol: | Dilution Factor: 1

Soil Extract Vol.: | GC Column: Rtx-624 ID: 0.25(mm)

% Moisture: | Level: (low/med) Low

Analysis Batch No.: 378931 | Units: ug/L

CAS NO.	COMPOUND NAME	RESULT	Q	RL	MDL
127-18-4	Tetrachloroethene (PCE)	4.0		1.0	0.10
156-59-2	cis-1,2-Dichloroethene	48		1.0	0.10
76-13-1	Freon 113	2.7		1.0	0.10
79-01-6	Trichloroethene (TCE)	15		1.0	0.10

CAS NO.	SURROGATE	%REC	Q	LIMITS
460-00-4	Bromofluorobenzene	94		86-115
17060-07-0	1,2-Dichloroethane-d4 (Surr)	102		76-114
2037-26-5	Toluene-d8 (Surr)	98		88-110

FORM I
GC/MS VOA ORGANICS ANALYSIS DATA SHEET

Lab Name: TestAmerica Edison | Job No.: 460-116748-1

SDG No.:

Client Sample ID: MW-39ML-XX | Lab Sample ID: 460-116748-26

Matrix: Water | Lab File ID: V45807.D

Analysis Method: OLM04.2/VOL | Date Collected: 07/08/2016 14:10

Sample wt/vol: 5(mL) | Date Analyzed: 07/14/2016 01:42

Soil Aliquot Vol: | Dilution Factor: 1

Soil Extract Vol.: | GC Column: Rtx-624 ID: 0.25(mm)

% Moisture: | Level: (low/med) Low

Analysis Batch No.: 378931 | Units: ug/L

CAS NO.	COMPOUND NAME	RESULT	Q	RL	MDL
71-55-6	1,1,1-Trichloroethane	1.0	U	1.0	0.10
79-34-5	1,1,2,2-Tetrachloroethane	1.0	U	1.0	0.10
76-13-1	1,1,2-Trichloro-1,2,2-trifluoroethane	1.6		1.0	0.10
79-00-5	1,1,2-Trichloroethane	1.0	U	1.0	0.10
75-34-3	1,1-Dichloroethane	1.0	U	1.0	0.10
75-35-4	1,1-Dichloroethene	0.16	J	1.0	0.10
120-82-1	1,2,4-Trichlorobenzene	1.0	U	1.0	0.10
96-12-8	1,2-Dibromo-3-Chloropropane	1.0	U	1.0	0.10
106-93-4	1,2-Dibromoethane	1.0	U	1.0	0.10
95-50-1	1,2-Dichlorobenzene	1.0	U	1.0	0.10
107-06-2	1,2-Dichloroethane	1.0	U	1.0	0.10
78-87-5	1,2-Dichloropropane	1.0	U	1.0	0.10
541-73-1	1,3-Dichlorobenzene	1.0	U	1.0	0.10
106-46-7	1,4-Dichlorobenzene	1.0	U	1.0	0.10
591-78-6	2-Hexanone	1.0	U	1.0	0.10
67-64-1	Acetone	1.0	U	1.0	0.10
71-43-2	Benzene	1.0	U	1.0	0.10
75-27-4	Bromodichloromethane	1.0	U	1.0	0.10
75-25-2	Bromoform	1.0	U	1.0	0.10
74-83-9	Bromomethane	1.0	U	1.0	0.10
75-15-0	Carbon disulfide	1.0	U	1.0	0.10
56-23-5	Carbon tetrachloride	1.0	U	1.0	0.10
108-90-7	Chlorobenzene	1.0	U	1.0	0.10
75-45-6	Chlorodifluoromethane	1.9		1.0	0.10
75-00-3	Chloroethane	1.0	U	1.0	0.10
67-66-3	Chloroform	1.0	U	1.0	0.10
74-87-3	Chloromethane	1.0	U	1.0	0.10
156-59-2	cis-1,2-Dichloroethene	6.9		1.0	0.10
10061-01-5	cis-1,3-Dichloropropene	1.0	U	1.0	0.10
110-82-7	Cyclohexane	1.0	U	1.0	0.10
124-48-1	Dibromochloromethane	1.0	U	1.0	0.10
75-71-8	Dichlorodifluoromethane	1.0	U	1.0	0.10
100-41-4	Ethylbenzene	1.0	U	1.0	0.10
75-69-4	Freon 11	1.0	U	1.0	0.10
76-15-3	Freon 115	1.0	U	1.0	0.10

FORM I
GC/MS VOA ORGANICS ANALYSIS DATA SHEET

Lab Name: TestAmerica Edison | Job No.: 460-116748-1
SDG No.:
Client Sample ID: MW-39ML-XX | Lab Sample ID: 460-116748-26
Matrix: Water | Lab File ID: V45807.D
Analysis Method: OLM04.2/VOL | Date Collected: 07/08/2016 14:10
Sample wt/vol: 5(mL) | Date Analyzed: 07/14/2016 01:42
Soil Aliquot Vol: | Dilution Factor: 1
Soil Extract Vol.: | GC Column: Rtx-624 ID: 0.25(mm)
% Moisture: | Level: (low/med) Low
Analysis Batch No.: 378931 | Units: ug/L

CAS NO.	COMPOUND NAME	RESULT	Q	RL	MDL
306-83-2	Freon 123	1.0	U	1.0	0.10
75-37-6	Freon 152a	1.0	U	1.0	0.10
98-82-8	Isopropylbenzene	1.0	U	1.0	0.10
179601-23-1	m&p-Xylene	1.0	U	1.0	0.10
79-20-9	Methyl acetate	1.0	U	1.0	0.10
78-93-3	Methyl ethyl ketone (MEK)	1.0	U	1.0	0.10
108-10-1	Methyl isobutyl ketone (MIBK)	1.0	U	1.0	0.10
1634-04-4	Methyl tert-butyl ether	1.0	U	1.0	0.10
108-87-2	Methylcyclohexane	1.0	U	1.0	0.10
75-09-2	Methylene Chloride	1.0	U	1.0	0.10
95-47-6	o-Xylene	1.0	U	1.0	0.10
100-42-5	Styrene	1.0	U	1.0	0.10
127-18-4	Tetrachloroethene	6.9		1.0	0.10
108-88-3	Toluene	1.0	U	1.0	0.10
156-60-5	trans-1,2-Dichloroethene	1.0	U	1.0	0.10
10061-02-6	trans-1,3-Dichloropropene	1.0	U	1.0	0.10
79-01-6	Trichloroethene	15		1.0	0.10
75-01-4	Vinyl chloride	1.0	U	1.0	0.10
1330-20-7	Xylenes, Total	1.0	U	1.0	0.10

CAS NO.	SURROGATE	%REC	Q	LIMITS
17060-07-0	1,2-Dichloroethane-d4 (Surr)	106		76-114
460-00-4	Bromofluorobenzene	93		86-115
2037-26-5	Toluene-d8 (Surr)	97		88-110

FORM I
GC/MS VOA ORGANICS ANALYSIS DATA SHEET
TENTATIVELY IDENTIFIED COMPOUNDS

Lab Name: TestAmerica Edison Job No.: 460-116748-1

SDG No.:

Client Sample ID: MW-39ML-XX Lab Sample ID: 460-116748-26

Matrix: Water Lab File ID: V45807.D

Analysis Method: OLM04.2/VOL Date Collected: 07/08/2016 14:10

Sample wt/vol: 5(mL) Date Analyzed: 07/14/2016 01:42

Soil Aliquot Vol: Dilution Factor: 1

Soil Extract Vol.: GC Column: Rtx-624 ID: 0.25(mm)

% Moisture: Level: (low/med) Low

Analysis Batch No.: 378931 Units: ug/L

Number TICs Found: 0 TIC Result Total: 0

CAS NO.	COMPOUND NAME	RT	RESULT	Q	MATCH QUALITY
	Tentatively Identified Compound		None		

FORM I
HPLC/IC ORGANICS ANALYSIS DATA SHEET

Lab Name: TestAmerica Pittsburgh
Job No.: 460-116748-1
SDG No.:
Client Sample ID: IW-N13221-XX
Lab Sample ID: 460-116748-2
Matrix: Water
Lab File ID: A-ICS2100 A 07-19-2016-7.d
Analysis Method: 300.0
Date Collected: 07/07/2016 06:50
Extraction Method:
Date Extracted:
Sample wt/vol: 1(mL)
Date Analyzed: 07/19/2016 06:50
Con. Extract Vol.:
Dilution Factor: 5
Injection Volume: 25(mL)
GC Column: AS-18 ID:
% Moisture:
GPC Cleanup:(Y/N) N
Analysis Batch No.: 182216
Units: mg/L

CAS NO.	COMPOUND NAME	RESULT	Q	RL	MDL
24959-67-9	Bromide	0.32		0.013	0.0023

FORM I
HPLC/IC ORGANICS ANALYSIS DATA SHEET

Lab Name: TestAmerica Pittsburgh Job No.: 460-116748-1

SDG No.:

Client Sample ID: IW-N13266-XX Lab Sample ID: 460-116748-3

Matrix: Water Lab File ID: A-ICS2100 A 07-19-2016-8.d

Analysis Method: 300.0 Date Collected: 07/07/2016 13:30

Extraction Method: Date Extracted:

Sample wt/vol: 1(mL) Date Analyzed: 07/19/2016 07:07

Con. Extract Vol.: Dilution Factor: 1

Injection Volume: 25(mL) GC Column: AS-18 ID:

% Moisture: GPC Cleanup:(Y/N) N

Analysis Batch No.: 182216 Units: mg/L

CAS NO.	COMPOUND NAME	RESULT	Q	RL	MDL
24959-67-9	Bromide	0.13		0.0025	0.00045

FORM I
HPLC/IC ORGANICS ANALYSIS DATA SHEET

Lab Name: TestAmerica Pittsburgh Job No.: 460-116748-1

SDG No.:

Client Sample ID: IW-N13889-XX Lab Sample ID: 460-116748-4

Matrix: Water Lab File ID: A-ICS2100 A 07-19-2016-9.d

Analysis Method: 300.0 Date Collected: 07/07/2016 06:25

Extraction Method: Date Extracted:

Sample wt/vol: 1(mL) Date Analyzed: 07/19/2016 07:24

Con. Extract Vol.: Dilution Factor: 5

Injection Volume: 25(mL) GC Column: AS-18 ID:

% Moisture: GPC Cleanup:(Y/N) N

Analysis Batch No.: 182216 Units: mg/L

CAS NO.	COMPOUND NAME	RESULT	Q	RL	MDL
24959-67-9	Bromide	0.62		0.013	0.0023

FORM I
HPLC/IC ORGANICS ANALYSIS DATA SHEET

Lab Name: TestAmerica Pittsburgh
Job No.: 460-116748-1
SDG No.:
Client Sample ID: QC-EB070816
Lab Sample ID: 460-116748-6
Matrix: Water
Lab File ID: A-ICS2100 A 07-19-2016-17.d
Analysis Method: 300.0
Date Collected: 07/08/2016 12:15
Extraction Method:
Date Extracted:
Sample wt/vol: 1(mL)
Date Analyzed: 07/19/2016 09:29
Con. Extract Vol.:
Dilution Factor: 1
Injection Volume: 25(mL)
GC Column: AS-18 ID:
% Moisture:
GPC Cleanup:(Y/N) N
Analysis Batch No.: 182216
Units: mg/L

CAS NO.	COMPOUND NAME	RESULT	Q	RL	MDL
24959-67-9	Bromide	0.0025	U	0.0025	0.00045

FORM I
HPLC/IC ORGANICS ANALYSIS DATA SHEET

Lab Name: TestAmerica Pittsburgh Job No.: 460-116748-1

SDG No.:

Client Sample ID: MW-22ML-XX Lab Sample ID: 460-116748-7

Matrix: Water Lab File ID: A-ICS2100 A 07-19-2016-10.d

Analysis Method: 300.0 Date Collected: 07/08/2016 10:22

Extraction Method: Date Extracted:

Sample wt/vol: 1(mL) Date Analyzed: 07/19/2016 07:40

Con. Extract Vol.: Dilution Factor: 1

Injection Volume: 25(mL) GC Column: AS-18 ID:

% Moisture: GPC Cleanup:(Y/N) N

Analysis Batch No.: 182216 Units: mg/L

CAS NO.	COMPOUND NAME	RESULT	Q	RL	MDL
24959-67-9	Bromide	0.13		0.0025	0.00045

FORM I
HPLC/IC ORGANICS ANALYSIS DATA SHEET

Lab Name: TestAmerica Pittsburgh
Job No.: 460-116748-1
SDG No.:
Client Sample ID: MW-22GL-XX
Lab Sample ID: 460-116748-8
Matrix: Water
Lab File ID: A-ICS2100 A 07-19-2016-18.d
Analysis Method: 300.0
Date Collected: 07/08/2016 10:20
Extraction Method:
Date Extracted:
Sample wt/vol: 1(mL)
Date Analyzed: 07/19/2016 09:46
Con. Extract Vol.:
Dilution Factor: 1
Injection Volume: 25(mL)
GC Column: AS-18 ID:
% Moisture:
GPC Cleanup:(Y/N) N
Analysis Batch No.: 182216
Units: mg/L

CAS NO.	COMPOUND NAME	RESULT	Q	RL	MDL
24959-67-9	Bromide	0.20		0.0025	0.00045

FORM I
HPLC/IC ORGANICS ANALYSIS DATA SHEET

Lab Name: TestAmerica Pittsburgh Job No.: 460-116748-1

SDG No.:

Client Sample ID: MW-8GU-XX Lab Sample ID: 460-116748-9

Matrix: Water Lab File ID: A-ICS2100 A 07-19-2016-42.d

Analysis Method: 300.0 Date Collected: 07/08/2016 09:40

Extraction Method: Date Extracted:

Sample wt/vol: 1(mL) Date Analyzed: 07/19/2016 16:07

Con. Extract Vol.: Dilution Factor: 5

Injection Volume: 25(mL) GC Column: AS-18 ID:

% Moisture: GPC Cleanup:(Y/N) N

Analysis Batch No.: 182216 Units: mg/L

CAS NO.	COMPOUND NAME	RESULT	Q	RL	MDL
24959-67-9	Bromide	0.34		0.013	0.0023

FORM I
HPLC/IC ORGANICS ANALYSIS DATA SHEET

Lab Name: TestAmerica Pittsburgh
Job No.: 460-116748-1
SDG No.:
Client Sample ID: MW-8GL-XX
Lab Sample ID: 460-116748-10
Matrix: Water
Lab File ID: A-ICS2100 A 07-19-2016-12.d
Analysis Method: 300.0
Date Collected: 07/08/2016 10:50
Extraction Method:
Date Extracted:
Sample wt/vol: 1(mL)
Date Analyzed: 07/19/2016 08:11
Con. Extract Vol.:
Dilution Factor: 1
Injection Volume: 25(mL)
GC Column: AS-18 ID:
% Moisture:
GPC Cleanup:(Y/N) N
Analysis Batch No.: 182216
Units: mg/L

CAS NO.	COMPOUND NAME	RESULT	Q	RL	MDL
24959-67-9	Bromide	0.046		0.0025	0.00045

FORM I
HPLC/IC ORGANICS ANALYSIS DATA SHEET

Lab Name: TestAmerica Pittsburgh
Job No.: 460-116748-1
SDG No.:
Client Sample ID: QC-EB070716
Lab Sample ID: 460-116748-12
Matrix: Water
Lab File ID: A-ICS2100 A 07-19-2016-37.d
Analysis Method: 300.0
Date Collected: 07/07/2016 07:20
Extraction Method:
Date Extracted:
Sample wt/vol: 1(mL)
Date Analyzed: 07/19/2016 14:49
Con. Extract Vol.:
Dilution Factor: 1
Injection Volume: 25(mL)
GC Column: AS-18 ID:
% Moisture:
GPC Cleanup:(Y/N) N
Analysis Batch No.: 182216
Units: mg/L

CAS NO.	COMPOUND NAME	RESULT	Q	RL	MDL
24959-67-9	Bromide	0.0025	U	0.0025	0.00045

FORM I
HPLC/IC ORGANICS ANALYSIS DATA SHEET

Lab Name: TestAmerica Pittsburgh
Job No.: 460-116748-1
SDG No.:
Client Sample ID: MW-1GL-XX
Lab Sample ID: 460-116748-13
Matrix: Water
Lab File ID: A-ICS2100 A 07-19-2016-33.d
Analysis Method: 300.0
Date Collected: 07/07/2016 09:55
Extraction Method:
Date Extracted:
Sample wt/vol: 1(mL)
Date Analyzed: 07/19/2016 13:47
Con. Extract Vol.:
Dilution Factor: 1
Injection Volume: 25(mL)
GC Column: AS-18 ID:
% Moisture:
GPC Cleanup:(Y/N) N
Analysis Batch No.: 182216
Units: mg/L

CAS NO.	COMPOUND NAME	RESULT	Q	RL	MDL
24959-67-9	Bromide	0.067		0.0025	0.00045

FORM I
HPLC/IC ORGANICS ANALYSIS DATA SHEET

Lab Name: TestAmerica Pittsburgh
Job No.: 460-116748-1
SDG No.:
Client Sample ID: MW-1MI-XX
Lab Sample ID: 460-116748-14
Matrix: Water
Lab File ID: A-ICS2100 A 07-19-2016-19.d
Analysis Method: 300.0
Date Collected: 07/07/2016 11:20
Extraction Method:
Date Extracted:
Sample wt/vol: 1(mL)
Date Analyzed: 07/19/2016 10:03
Con. Extract Vol.:
Dilution Factor: 1
Injection Volume: 25(mL)
GC Column: AS-18 ID:
% Moisture:
GPC Cleanup:(Y/N) N
Analysis Batch No.: 182216
Units: mg/L

CAS NO.	COMPOUND NAME	RESULT	Q	RL	MDL
24959-67-9	Bromide	0.056		0.0025	0.00045

FORM I
HPLC/IC ORGANICS ANALYSIS DATA SHEET

Lab Name: TestAmerica Pittsburgh
Job No.: 460-116748-1
SDG No.:
Client Sample ID: MW-1MI/L-XX
Lab Sample ID: 460-116748-15
Matrix: Water
Lab File ID: A-ICS2100 A 07-19-2016-20.d
Analysis Method: 300.0
Date Collected: 07/07/2016 13:05
Extraction Method:
Date Extracted:
Sample wt/vol: 1(mL)
Date Analyzed: 07/19/2016 10:19
Con. Extract Vol.:
Dilution Factor: 1
Injection Volume: 25(mL)
GC Column: AS-18 ID:
% Moisture:
GPC Cleanup:(Y/N) N
Analysis Batch No.: 182216
Units: mg/L

CAS NO.	COMPOUND NAME	RESULT	Q	RL	MDL
24959-67-9	Bromide	0.037		0.0025	0.00045

FORM I
HPLC/IC ORGANICS ANALYSIS DATA SHEET

Lab Name: TestAmerica Pittsburgh
Job No.: 460-116748-1
SDG No.:
Client Sample ID: MW-17GL-XX
Lab Sample ID: 460-116748-16
Matrix: Water
Lab File ID: A-ICS2100 A 07-19-2016-21.d
Analysis Method: 300.0
Date Collected: 07/07/2016 15:05
Extraction Method:
Date Extracted:
Sample wt/vol: 1(mL)
Date Analyzed: 07/19/2016 10:35
Con. Extract Vol.:
Dilution Factor: 1
Injection Volume: 25(mL)
GC Column: AS-18 ID:
% Moisture:
GPC Cleanup:(Y/N) N
Analysis Batch No.: 182216
Units: mg/L

CAS NO.	COMPOUND NAME	RESULT	Q	RL	MDL
24959-67-9	Bromide	0.11		0.0025	0.00045

FORM I
HPLC/IC ORGANICS ANALYSIS DATA SHEET

Lab Name: TestAmerica Pittsburgh Job No.: 460-116748-1

SDG No.:

Client Sample ID: MW-18GL-XX Lab Sample ID: 460-116748-17

Matrix: Water Lab File ID: A-ICS2100 A 07-19-2016-35.d

Analysis Method: 300.0 Date Collected: 07/07/2016 11:20

Extraction Method: Date Extracted:

Sample wt/vol: 1(mL) Date Analyzed: 07/19/2016 14:18

Con. Extract Vol.: Dilution Factor: 1

Injection Volume: 25(mL) GC Column: AS-18 ID:

% Moisture: GPC Cleanup:(Y/N) N

Analysis Batch No.: 182216 Units: mg/L

CAS NO.	COMPOUND NAME	RESULT	Q	RL	MDL
24959-67-9	Bromide	0.10		0.0025	0.00045

FORM I
HPLC/IC ORGANICS ANALYSIS DATA SHEET

Lab Name: TestAmerica Pittsburgh
Job No.: 460-116748-1
SDG No.:
Client Sample ID: MW-18ML-XX
Lab Sample ID: 460-116748-18
Matrix: Water
Lab File ID: A-ICS2100 A 07-19-2016-22.d
Analysis Method: 300.0
Date Collected: 07/07/2016 11:05
Extraction Method:
Date Extracted:
Sample wt/vol: 1(mL)
Date Analyzed: 07/19/2016 10:50
Con. Extract Vol.:
Dilution Factor: 1
Injection Volume: 25(mL)
GC Column: AS-18 ID:
% Moisture:
GPC Cleanup:(Y/N) N
Analysis Batch No.: 182216
Units: mg/L

CAS NO.	COMPOUND NAME	RESULT	Q	RL	MDL
24959-67-9	Bromide	0.020		0.0025	0.00045

FORM I
HPLC/IC ORGANICS ANALYSIS DATA SHEET

Lab Name: TestAmerica Pittsburgh
Job No.: 460-116748-1
SDG No.:
Client Sample ID: MW-39MI-XX
Lab Sample ID: 460-116748-19
Matrix: Water
Lab File ID: A-ICS2100 A 07-19-2016-23.d
Analysis Method: 300.0
Date Collected: 07/07/2016 13:20
Extraction Method:
Date Extracted:
Sample wt/vol: 1(mL)
Date Analyzed: 07/19/2016 11:06
Con. Extract Vol.:
Dilution Factor: 1
Injection Volume: 25(mL)
GC Column: AS-18 ID:
% Moisture:
GPC Cleanup:(Y/N) N
Analysis Batch No.: 182216
Units: mg/L

CAS NO.	COMPOUND NAME	RESULT	Q	RL	MDL
24959-67-9	Bromide	0.12		0.0025	0.00045

FORM I
HPLC/IC ORGANICS ANALYSIS DATA SHEET

Lab Name: TestAmerica Pittsburgh Job No.: 460-116748-1

SDG No.:

Client Sample ID: MW-39MU-XX Lab Sample ID: 460-116748-20

Matrix: Water Lab File ID: A-ICS2100 A 07-19-2016-29.d

Analysis Method: 300.0 Date Collected: 07/07/2016 14:35

Extraction Method: Date Extracted:

Sample wt/vol: 1(mL) Date Analyzed: 07/19/2016 12:45

Con. Extract Vol.: Dilution Factor: 1

Injection Volume: 25(mL) GC Column: AS-18 ID:

% Moisture: GPC Cleanup:(Y/N) N

Analysis Batch No.: 182216 Units: mg/L

CAS NO.	COMPOUND NAME	RESULT	Q	RL	MDL
24959-67-9	Bromide	0.070		0.0025	0.00045

FORM I
HPLC/IC ORGANICS ANALYSIS DATA SHEET

Lab Name: TestAmerica Pittsburgh Job No.: 460-116748-1

SDG No.:

Client Sample ID: MW-8ML-XX Lab Sample ID: 460-116748-21

Matrix: Water Lab File ID: A-ICS2100 A 07-19-2016-24.d

Analysis Method: 300.0 Date Collected: 07/08/2016 12:40

Extraction Method: Date Extracted:

Sample wt/vol: 1(mL) Date Analyzed: 07/19/2016 11:21

Con. Extract Vol.: Dilution Factor: 1

Injection Volume: 25(mL) GC Column: AS-18 ID:

% Moisture: GPC Cleanup:(Y/N) N

Analysis Batch No.: 182216 Units: mg/L

CAS NO.	COMPOUND NAME	RESULT	Q	RL	MDL
24959-67-9	Bromide	0.059		0.0025	0.00045

FORM I
HPLC/IC ORGANICS ANALYSIS DATA SHEET

Lab Name: TestAmerica Pittsburgh
Job No.: 460-116748-1
SDG No.:
Client Sample ID: MW-1ML-XX
Lab Sample ID: 460-116748-22
Matrix: Water
Lab File ID: A-ICS2100 A 07-19-2016-30.d
Analysis Method: 300.0
Date Collected: 07/08/2016 11:45
Extraction Method:
Date Extracted:
Sample wt/vol: 1(mL)
Date Analyzed: 07/19/2016 13:00
Con. Extract Vol.:
Dilution Factor: 1
Injection Volume: 25(mL)
GC Column: AS-18 ID:
% Moisture:
GPC Cleanup:(Y/N) N
Analysis Batch No.: 182216
Units: mg/L

CAS NO.	COMPOUND NAME	RESULT	Q	RL	MDL
24959-67-9	Bromide	0.030		0.0025	0.00045

FORM I
HPLC/IC ORGANICS ANALYSIS DATA SHEET

Lab Name: TestAmerica Pittsburgh
Job No.: 460-116748-1
SDG No.:
Client Sample ID: MW-17ML-XX
Lab Sample ID: 460-116748-23
Matrix: Water
Lab File ID: A-ICS2100 A 07-19-2016-31.d
Analysis Method: 300.0
Date Collected: 07/08/2016 12:47
Extraction Method:
Date Extracted:
Sample wt/vol: 1(mL)
Date Analyzed: 07/19/2016 13:16
Con. Extract Vol.:
Dilution Factor: 1
Injection Volume: 25(mL)
GC Column: AS-18 ID:
% Moisture:
GPC Cleanup:(Y/N) N
Analysis Batch No.: 182216
Units: mg/L

CAS NO.	COMPOUND NAME	RESULT	Q	RL	MDL
24959-67-9	Bromide	0.018		0.0025	0.00045

FORM I
HPLC/IC ORGANICS ANALYSIS DATA SHEET

Lab Name: TestAmerica Pittsburgh
Job No.: 460-116748-1
SDG No.:
Client Sample ID: MW-39ML-XX
Lab Sample ID: 460-116748-26
Matrix: Water
Lab File ID: A-ICS2100 A 07-19-2016-32.d
Analysis Method: 300.0
Date Collected: 07/08/2016 14:10
Extraction Method:
Date Extracted:
Sample wt/vol: 1(mL)
Date Analyzed: 07/19/2016 13:32
Con. Extract Vol.:
Dilution Factor: 1
Injection Volume: 25(mL)
GC Column: AS-18 ID:
% Moisture:
GPC Cleanup:(Y/N) N
Analysis Batch No.: 182216
Units: mg/L

CAS NO.	COMPOUND NAME	RESULT	Q	RL	MDL
24959-67-9	Bromide	0.12		0.0025	0.00045

1B-IN
INORGANIC ANALYSIS DATA SHEET
GENERAL CHEMISTRY

Client Sample ID: IW-N13221-XX
Lab Sample ID: 460-116748-2
Lab Name: TestAmerica Edison
Job No.: 460-116748-1
SDG ID.:
Matrix: Water
Date Sampled: 07/07/2016 06:50
Reporting Basis: WET
Date Received: 07/08/2016 17:50

CAS No.	Analyte	Result	RL	MDL	Units	C	Q	DIL	Method
16887-00-6	Chloride	170	20.0	3.4	mg/L			4	SM 4500 Cl- B

1B-IN
INORGANIC ANALYSIS DATA SHEET
GENERAL CHEMISTRY

Client Sample ID: IW-N13266-XX
Lab Sample ID: 460-116748-3
Lab Name: TestAmerica Edison
Job No.: 460-116748-1
SDG ID.:
Matrix: Water
Date Sampled: 07/07/2016 13:30
Reporting Basis: WET
Date Received: 07/08/2016 17:50

CAS No.	Analyte	Result	RL	MDL	Units	C	Q	DIL	Method
16887-00-6	Chloride	170	20.0	3.4	mg/L			4	SM 4500 Cl- B

1B-IN
INORGANIC ANALYSIS DATA SHEET
GENERAL CHEMISTRY

Client Sample ID: IW-N13889-XX
Lab Sample ID: 460-116748-4
Lab Name: TestAmerica Edison
Job No.: 460-116748-1
SDG ID.:
Matrix: Water
Date Sampled: 07/07/2016 06:25
Reporting Basis: WET
Date Received: 07/08/2016 17:50

CAS No.	Analyte	Result	RL	MDL	Units	C	Q	DIL	Method
16887-00-6	Chloride	280	20.0	3.4	mg/L			4	SM 4500 Cl- B

1B-IN
INORGANIC ANALYSIS DATA SHEET
GENERAL CHEMISTRY

Client Sample ID: QC-EB070816
Lab Sample ID: 460-116748-6
Lab Name: TestAmerica Edison
Job No.: 460-116748-1
SDG ID.:
Matrix: Water
Date Sampled: 07/08/2016 12:15
Reporting Basis: WET
Date Received: 07/08/2016 17:50

CAS No.	Analyte	Result	RL	MDL	Units	C	Q	DIL	Method
16887-00-6	Chloride	5.0	5.0	0.84	mg/L	U		1	SM 4500 Cl- B

1B-IN
INORGANIC ANALYSIS DATA SHEET
GENERAL CHEMISTRY

Client Sample ID: MW-22ML-XX
Lab Sample ID: 460-116748-7
Lab Name: TestAmerica Edison
Job No.: 460-116748-1
SDG ID.:
Matrix: Water
Date Sampled: 07/08/2016 10:22
Reporting Basis: WET
Date Received: 07/08/2016 17:50

CAS No.	Analyte	Result	RL	MDL	Units	C	Q	DIL	Method
16887-00-6	Chloride	184	20.0	3.4	mg/L			4	SM 4500 Cl- B

1B-IN
INORGANIC ANALYSIS DATA SHEET
GENERAL CHEMISTRY

Client Sample ID: MW-22GL-XX
Lab Sample ID: 460-116748-8
Lab Name: TestAmerica Edison
Job No.: 460-116748-1
SDG ID.:
Matrix: Water
Date Sampled: 07/08/2016 10:20
Reporting Basis: WET
Date Received: 07/08/2016 17:50

CAS No.	Analyte	Result	RL	MDL	Units	C	Q	DIL	Method
16887-00-6	Chloride	96.0	10.0	1.7	mg/L			2	SM 4500 Cl- B

1B-IN
INORGANIC ANALYSIS DATA SHEET
GENERAL CHEMISTRY

Client Sample ID: MW-8GU-XX
Lab Sample ID: 460-116748-9
Lab Name: TestAmerica Edison
Job No.: 460-116748-1
SDG ID.:
Matrix: Water
Date Sampled: 07/08/2016 09:40
Reporting Basis: WET
Date Received: 07/08/2016 17:50

CAS No.	Analyte	Result	RL	MDL	Units	C	Q	DIL	Method
16887-00-6	Chloride	260	20.0	3.4	mg/L			4	SM 4500 Cl- B

1B-IN
INORGANIC ANALYSIS DATA SHEET
GENERAL CHEMISTRY

Client Sample ID: MW-8GL-XX
Lab Sample ID: 460-116748-10
Lab Name: TestAmerica Edison
Job No.: 460-116748-1
SDG ID.:
Matrix: Water
Date Sampled: 07/08/2016 10:50
Reporting Basis: WET
Date Received: 07/08/2016 17:50

CAS No.	Analyte	Result	RL	MDL	Units	C	Q	DIL	Method
16887-00-6	Chloride	55.0	5.0	0.84	mg/L			1	SM 4500 Cl- B

1B-IN
INORGANIC ANALYSIS DATA SHEET
GENERAL CHEMISTRY

Client Sample ID: QC-EB070716
Lab Sample ID: 460-116748-12
Lab Name: TestAmerica Edison
Job No.: 460-116748-1
SDG ID.:
Matrix: Water
Date Sampled: 07/07/2016 07:20
Reporting Basis: WET
Date Received: 07/08/2016 17:50

CAS No.	Analyte	Result	RL	MDL	Units	C	Q	DIL	Method
16887-00-6	Chloride	5.0	5.0	0.84	mg/L	U		1	SM 4500 Cl- B

1B-IN
INORGANIC ANALYSIS DATA SHEET
GENERAL CHEMISTRY

Client Sample ID: MW-1GL-XX
Lab Sample ID: 460-116748-13
Lab Name: TestAmerica Edison
Job No.: 460-116748-1
SDG ID.:
Matrix: Water
Date Sampled: 07/07/2016 09:55
Reporting Basis: WET
Date Received: 07/08/2016 17:50

CAS No.	Analyte	Result	RL	MDL	Units	C	Q	DIL	Method
16887-00-6	Chloride	485	50.0	8.4	mg/L			10	SM 4500 Cl- B

1B-IN
INORGANIC ANALYSIS DATA SHEET
GENERAL CHEMISTRY

Client Sample ID: MW-1MI-XX
Lab Sample ID: 460-116748-14
Lab Name: TestAmerica Edison
Job No.: 460-116748-1
SDG ID.:
Matrix: Water
Date Sampled: 07/07/2016 11:20
Reporting Basis: WET
Date Received: 07/08/2016 17:50

CAS No.	Analyte	Result	RL	MDL	Units	C	Q	DIL	Method
16887-00-6	Chloride	62.0	5.0	0.84	mg/L			1	SM 4500 Cl- B

1B-IN
INORGANIC ANALYSIS DATA SHEET
GENERAL CHEMISTRY

Client Sample ID: MW-1MI/L-XX
Lab Sample ID: 460-116748-15
Lab Name: TestAmerica Edison
Job No.: 460-116748-1
SDG ID.:
Matrix: Water
Date Sampled: 07/07/2016 13:05
Reporting Basis: WET
Date Received: 07/08/2016 17:50

CAS No.	Analyte	Result	RL	MDL	Units	C	Q	DIL	Method
16887-00-6	Chloride	130	10.0	1.7	mg/L			2	SM 4500 Cl- B

1B-IN
INORGANIC ANALYSIS DATA SHEET
GENERAL CHEMISTRY

Client Sample ID: MW-17GL-XX
Lab Sample ID: 460-116748-16
Lab Name: TestAmerica Edison
Job No.: 460-116748-1
SDG ID.:
Matrix: Water
Date Sampled: 07/07/2016 15:05
Reporting Basis: WET
Date Received: 07/08/2016 17:50

CAS No.	Analyte	Result	RL	MDL	Units	C	Q	DIL	Method
16887-00-6	Chloride	60.0	5.0	0.84	mg/L			1	SM 4500 Cl- B

1B-IN
INORGANIC ANALYSIS DATA SHEET
GENERAL CHEMISTRY

Client Sample ID: MW-18GL-XX
Lab Sample ID: 460-116748-17
Lab Name: TestAmerica Edison
Job No.: 460-116748-1
SDG ID.:
Matrix: Water
Date Sampled: 07/07/2016 11:20
Reporting Basis: WET
Date Received: 07/08/2016 17:50

CAS No.	Analyte	Result	RL	MDL	Units	C	Q	DIL	Method
16887-00-6	Chloride	214	20.0	3.4	mg/L			4	SM 4500 Cl- B

1B-IN
INORGANIC ANALYSIS DATA SHEET
GENERAL CHEMISTRY

Client Sample ID: MW-18ML-XX
Lab Sample ID: 460-116748-18
Lab Name: TestAmerica Edison
Job No.: 460-116748-1
SDG ID.:
Matrix: Water
Date Sampled: 07/07/2016 11:05
Reporting Basis: WET
Date Received: 07/08/2016 17:50

CAS No.	Analyte	Result	RL	MDL	Units	C	Q	DIL	Method
16887-00-6	Chloride	40.5	5.0	0.84	mg/L			1	SM 4500 Cl- B

1B-IN
INORGANIC ANALYSIS DATA SHEET
GENERAL CHEMISTRY

Client Sample ID: MW-39MI-XX
Lab Sample ID: 460-116748-19
Lab Name: TestAmerica Edison
Job No.: 460-116748-1
SDG ID.:
Matrix: Water
Date Sampled: 07/07/2016 13:20
Reporting Basis: WET
Date Received: 07/08/2016 17:50

CAS No.	Analyte	Result	RL	MDL	Units	C	Q	DIL	Method
16887-00-6	Chloride	100	10.0	1.7	mg/L			2	SM 4500 Cl- B

1B-IN
INORGANIC ANALYSIS DATA SHEET
GENERAL CHEMISTRY

Client Sample ID: MW-39MU-XX
Lab Sample ID: 460-116748-20
Lab Name: TestAmerica Edison
Job No.: 460-116748-1
SDG ID.:
Matrix: Water
Date Sampled: 07/07/2016 14:35
Reporting Basis: WET
Date Received: 07/08/2016 17:50

CAS No.	Analyte	Result	RL	MDL	Units	C	Q	DIL	Method
16887-00-6	Chloride	120	10.0	1.7	mg/L			2	SM 4500 Cl- B

1B-IN
INORGANIC ANALYSIS DATA SHEET
GENERAL CHEMISTRY

Client Sample ID: MW-8ML-XX
Lab Sample ID: 460-116748-21
Lab Name: TestAmerica Edison
Job No.: 460-116748-1
SDG ID.:
Matrix: Water
Date Sampled: 07/08/2016 12:40
Reporting Basis: WET
Date Received: 07/08/2016 17:50

CAS No.	Analyte	Result	RL	MDL	Units	C	Q	DIL	Method
16887-00-6	Chloride	71.5	5.0	0.84	mg/L			1	SM 4500 Cl- B

1B-IN
INORGANIC ANALYSIS DATA SHEET
GENERAL CHEMISTRY

Client Sample ID: MW-1ML-XX
Lab Sample ID: 460-116748-22
Lab Name: TestAmerica Edison
Job No.: 460-116748-1
SDG ID.:
Matrix: Water
Date Sampled: 07/08/2016 11:45
Reporting Basis: WET
Date Received: 07/08/2016 17:50

CAS No.	Analyte	Result	RL	MDL	Units	C	Q	DIL	Method
16887-00-6	Chloride	58.0	5.0	0.84	mg/L			1	SM 4500 Cl- B

1B-IN
INORGANIC ANALYSIS DATA SHEET
GENERAL CHEMISTRY

Client Sample ID: MW-17ML-XX
Lab Sample ID: 460-116748-23
Lab Name: TestAmerica Edison
Job No.: 460-116748-1
SDG ID.:
Matrix: Water
Date Sampled: 07/08/2016 12:47
Reporting Basis: WET
Date Received: 07/08/2016 17:50

CAS No.	Analyte	Result	RL	MDL	Units	C	Q	DIL	Method
16887-00-6	Chloride	73.0	5.0	0.84	mg/L			1	SM 4500 Cl- B

1B-IN
INORGANIC ANALYSIS DATA SHEET
GENERAL CHEMISTRY

Client Sample ID: MW-39ML-XX
Lab Sample ID: 460-116748-26
Lab Name: TestAmerica Edison
Job No.: 460-116748-1
SDG ID.:
Matrix: Water
Date Sampled: 07/08/2016 14:10
Reporting Basis: WET
Date Received: 07/08/2016 17:50

CAS No.	Analyte	Result	RL	MDL	Units	C	Q	DIL	Method
16887-00-6	Chloride	73.5	5.0	0.84	mg/L			1	SM 4500 Cl- B

Appendix C

Support Documentation

n Road
sey 08817
l-3900 Fax: (732) 549-3679

TestAmerica

THE LEADER IN ENVIRONMENTAL TESTING

CHAIN OF CUSTODY / ANALYS

460-116748 Chain of Custody

Name (for report and invoice): STEVE FELDMANN	Samplers Name (Printed): Roy Wagner, Dan Brookenhoff, Jon Byk, Andrew Kelly, Priscilla Mehta	Site/Project Identification: LMC- Great Neck
Company: TETRA TECH	P. O. #: 117-0507642	State (Location of site): NJ: ☐ NY: ☒ Other:
		Regulatory Program: DKQP: ☐
Address: 295 Route 22E, Suite 104E	Analysis Turnaround Time: Standard ☐	LAB USE ONLY Project No:
City: Whitehouse Station State: NJ 08889	Rush Charges Authorized For: 2 Week ☐ 1 Week ☐ Other ☐	Job No: 116748
Phone: 908-534-2303 Fax: 908-534-4709		

ANALYSIS REQUESTED (ENTER "X" BELOW TO INDICATE REQUEST)

Sample Identification	Date	Time	Matrix	No. of Cont.	TCL VOCs + TICs + Freons (8260 04-02)	Bromide (EPA 300.0)	Chloride (SM4500)	1,4-Dioxane (8260C SIM)	TCE	PCE	Cis-1,2 DCE	Freon 113				Sample Numbers
IW-N21609-XX	07/09/16	0958	GW	4					X	X	X	X				1
IW-N13221-XX	07/07/16	0650	GW	6	X	X	X	X								2
IW-N13266-XX	07/07/16	1330	GW	6	X	X	X	X								3
IW-N13889-XX	07/07/16	0625	GW	6	X	X	X	X								4
QC-TB070816	07/08/16	1210	GW	3	X											5
QC-FB070816	07/08/16	1215	GW	5	X	X	X	X								6
MW-22ML-XX	07/08/16	1022	GW	6	X	X	X	X								7
MW-22GL-XX	07/08/16	1020	GW	6	X	X	X	X								8
MW-8GU-XX	07/08/16	0940	GW	6	X	X	X	X								9
MW-8GL-XX	07/08/16	1050	GW	6	X	X	X	X								10
Preservation Used: 1 = ICE, 2 = HCl, 3 = H_2SO_4, 4 = HNO_3, 5 = NaOH				Soil:												
6 = Other _____, 7 = Other _____				Water:												

Special Instructions _____ Water Metals Filtered (Yes/No)? _____

Relinquished by	Company	Date / Time	Received by	Company
1)	TETRA TECH	7/8/16 1505	1)	TA
2)	T. A	7/8/16 17.50	2)	TA 6U
3)			3)	
4)			4)	

Laboratory Certifications: New Jersey (12028), New York (11452), Pennsylvania (68-522), Connecticut (PH-0200), Rhode Island (132). TAL - 0016 (0715)

Massachusetts (M-NJ312), North Carolina (No. 578) 1.5 / 1.5 1.8 / 1.8 770677 770678

777 New Durham Road
Edison, New Jersey 08817
Phone: (732) 549-3900 Fax: (732) 549-3679

TestAmerica
THE LEADER IN ENVIRONMENTAL TESTING

CHAIN OF CUSTODY / ANALYSIS REQUEST

Name (for report and invoice) Steve Feldmann	Samplers Name (Printed) Roy Wagner, Dan Brockhoff, Jon Byk, Andrew Kelly, Priscilla Morton	Site/Project Identification
Company Tetra Tech	P. O. # 117-0507642	State (Location of site): NJ: ☐ NY: ☒ Other:
		Regulatory Program: DKQP: ☐
Address 295 Route 22E, Suite 104E	Analysis Turnaround Time: Standard ☐	
City: Whitehouse Station, State: NJ 08889	Rush Charges Authorized For: 2 Week ☐ 1 Week ☐ Other ☐	
Phone: 908-534-2303 Fax: 908-534-4709		

ANALYSIS REQUESTED (ENTER "X" BELOW TO INDICATE REQUEST)

LAB USE ONLY
Project No:
Job No: 116748

Sample Identification	Date	Time	Matrix	No. of Cont.	TCL VOCs + TICs + Freons (OLM 04.2)	Bromide (EPA 300.0)	Chloride (SM4500)	1,4-Dioxane (8260C by SIM)							Sample Numbers
QC-TB070716	07/07/16	0710	GW	3	X	~~X~~	~~X~~	~~X~~	IT						11
QC-EB070716	07/07/16	0720	GW	5	X	X	X	X							12
MW-1GL-XX	07/07/16	0955	GW	6	X	X	X	X							13
MW-1MI-XX	07/07/16	1120	GW	6	X	X	X	X							14
MW-1MI/2-XX	07/07/16	1305	GW	6	X	X	X	X							15
MW-17GL-XX	07/07/16	1505	GW	6	X	X	X	X							16
MW-18GL-XX	07/07/16	1120	GW	6	X	X	X	X							17
MW-18ML-XX	07/07/16	1105	GW	6	X	X	X	X							18
MW-39MI-XX	07/07/16	1320	GW	6	X	X	X	X							19
MW-39MU-XX	07/07/16	1435	GW	6	X	X	X	X							20

Preservation Used: 1 = ICE, 2 = HCl, 3 = H_2SO_4, 4 = HNO_3, 5 = NaOH
6 = Other _____, 7 = Other _____
Soil: Water:

Special Instructions _____ Water Metals Filtered (Yes/No)? _____

Relinquished by	Company	Date / Time	Received by	Company
1)	Tetra Tech	7/8/16 1505	1)	
Relinquished by 2)	Company	Date / Time 7/8/16 1730	Received by 2)	Company
Relinquished by 3)	Company	Date / Time	Received by 3)	Company
Relinquished by 4)	Company	Date / Time	Received by 4)	Company

Laboratory Certifications: New Jersey (12028), New York (11452), Pennsylvania (68-522), Connecticut (PH-0200), Rhode Island (132). TAL - 0016 (0715)

Massachusetts (M-NJ312), North Carolina (No. 578)

777 New Durham Road
Edison, New Jersey 08817
Phone: (732) 549-3900 Fax: (732) 549-3679

TestAmerica
THE LEADER IN ENVIRONMENTAL TESTING

CHAIN OF CUSTODY / ANALYSIS REQUEST

Name (for report and invoice): STEVE FELDMANN	Samplers Name (Printed)	Site/Project Identification: LMC - GREAT NECK
Company: TETRA TECH	P. O. #: 117-0507642	State (Location of site): NJ: ☐ NY: ☒ Other:
		Regulatory Program: DKQP: ☐
Address: 295 RT 22E, SUITE 104E	Analysis Turnaround Time: Standard ☐	ANALYSIS REQUESTED (ENTER "X" BELOW TO INDICATE REQUEST)
City: WHITEHOUSE STATION State: NJ	Rush Charges Authorized For: 2 Week ☐ 1 Week ☐ Other ☐	LAB USE ONLY Project No:
Phone: (908) 534-2303 Fax:		Job No: 116748

Sample Identification	Date	Time	Matrix	No. of Cont.	TCL VOCs + TICs + Freons (OLM04.2)	Bromide (EPA 300.0)	Chloride (SM4500)	1,4-Dioxane (8260C SIM)							Sample Numbers
MW-8ML-XX	07/08/16	1240	GW	6	X	X	X	X							21
MW-1ML-XX	07/08/16	1145	GW	6	X	X	X	X							22
MW-17ML-XX	07/08/16	1247	GW	6	X	X	X	X							23
MW-51MI-XX	07/08/16	1345	GW	6	X	X	X	X							24
MW-51MI-MS	07/08/16	1345	GW	6	X	X	X	X							~~25~~ 24
MW-51MI-MSD	07/08/16	1345	GW	6	X	X	X	X							~~26~~ 24
MW-500-XX	07/08/16	1200	GW	6	X	X	X	X							~~27~~ 25
MW-39ML-XX	07/08/16	1410	GW	6	X	X	X	X							~~28~~ 26

Preservation Used: 1 = ICE, 2 = HCl, 3 = H_2SO_4, 4 = HNO_3, 5 = NaOH
6 = Other _____, 7 = Other _____

Soil:												
Water:												

Special Instructions _____ Water Metals Filtered (Yes/No)? _____

Relinquished by	Company	Date / Time	Received by	Company
1)	TETRA TECH	7/8/16 1505	1)	TA
2)	T. A	7/8/16 1705	2)	TA 60
3)			3)	
4)			4)	

Laboratory Certifications: New Jersey (12028), New York (11452), Pennsylvania (68-522), Connecticut (PH-0200), Rhode Island (132).
Massachusetts (M-NJ312), North Carolina (No. 578)

TAL - 0016 (0715)

TestAmerica Edison
Receipt Temperature and pH Log

Job Number: _____

Number of Coolers: 1 IR Gun # 7

Cooler Temperatures

	RAW	CORRECTED		RAW	CORRECTED		RAW	CORRECTED
Cooler #1:	1.5 °C	1.8 °C	Cooler #4:	°C	°C	Cooler #7:	°C	°C
Cooler #2:	1.2 °C	1.8 °C	Cooler #5:	°C	°C	Cooler #8:	°C	°C
Cooler #3:	°C	°C	Cooler #6:	°C	°C	Cooler #9:	°C	°C

TALS Sample Number	Ammonia (pH<2)	COD (pH<2)	Nitrate Nitrite (pH<2)	Metals* (pH<2)	Hardness (pH<2)	Pest (pH 5-9)	EPH or QAM (pH<2)	Phenols (pH<2)	Sulfide (pH>9)	TKN (pH<2)	TOC (pH<2)	Total Cyanide (pH>12)	Total Phos (pH<2)	Other	Other

If pH adjustments are required record the information below:

Sample No(s). adjusted: _____

Preservative Name/Conc.: _____ Volume of Preservative used (ml): _____

Lot # of Preservative(s): _____ Expiration Date: _____

The appropriate Project Manager and Department Manager should be notified about the samples which were pH adjusted.

** Samples for Metal analysis which are out of compliance must be acidified at least 24 hours prior to analysis.*

Initials: _____ Date: 7/8/16

EDS-WI-038, Rev 4, 06/09/2014

1 Road
ey 08817
-3900 Fax: (732) 549-3679

TestAmerica

THE LEADER IN ENVIRONMENTAL TESTING

CHAIN OF CUSTODY / ANALYS

460-116748 Chain of Custody

Name (for report and invoice) STEVE FELDMANN	Samplers Name (Printed) Roy Wagner, Dan Brockenhoff, Jon Byk, Andrew Kelly, Priscilla Mehta	Site/Project Identification LMC- GREAT NECK
Company TETRA TECH	P. O. # 117-0507642	State (Location of site): NJ: ☐ NY: ☒ Other:
		Regulatory Program: DKQP: ☐
Address 295 Route 22E, Suite 104E	Analysis Turnaround Time: Standard ☐; Rush Charges Authorized For: 2 Week ☐, 1 Week ☐, Other ☐	LAB USE ONLY Project No:
City Whitehouse Station, NJ State 08889		Job No: 116748
Phone 908-534-2303 Fax 908-534-4709		

ANALYSIS REQUESTED (ENTER "X" BELOW TO INDICATE REQUEST)

Sample Identification	Date	Time	Matrix	No. of Cont.	TCL VOCs + TICs + Freons (8260 + 524.2)	Bromide (EPA 300.1)	Chloride (SM4500)	1,4-Dioxane (8260C SIM)	TCE	PCE	cis-1,2 DCE	Freon 113				Sample Numbers
IW-N21669-XX	07/07/16	0958	GW	4					X	X	X	X				1
IW-N13221-XX	07/07/16	0650	GW	6	X	X	X	X								2
IW-N13266-XX	07/07/16	1330	GW	6	X	X	X	X								3
IW-N13889-XX	07/07/16	0625	GW	6	X	X	X	X								4
QC-TB070816	07/08/16	1210	GW	3	X											5
QC-FB070816	07/08/16	1215	GW	5	X	X	X	X								6
MW-22ML-XX	07/08/16	1022	GW	6	X	X	X	X								7
MW-22GL-XX	07/08/16	1020	GW	6	X	X	X	X								8
MW-8GU-XX	07/08/16	0940	GW	6	X	X	X	X								9
MW-8GL-XX	07/08/16	1050	GW	6	X	X	X	X								10

Preservation Used: 1 = ICE, 2 = HCl, 3 = H_2SO_4, 4 = HNO_3, 5 = NaOH
6 = Other _____, 7 = Other _____

Soil:
Water:

Special Instructions _____ Water Metals Filtered (Yes/No)? _____

Relinquished by	Company	Date / Time	Received by	Company
1)	TETRA TECH	7/8/16 1505	1)	TA
2)	T. VA	7/8/16 17.50	2)	TA 6U
3)			3)	
4)			4)	

Laboratory Certifications: New Jersey (12028), New York (11452), Pennsylvania (68-522), Connecticut (PH-0200), Rhode Island (132). TAL - 0016 (0715)

Massachusetts (M-NJ312), North Carolina (No. 578) 1.5 / 1.5 1.8 / 1.8 770677 770678

777 New Durham Road
Edison, New Jersey 08817
Phone: (732) 549-3900 Fax: (732) 549-3679

TestAmerica
THE LEADER IN ENVIRONMENTAL TESTING

CHAIN OF CUSTODY / ANALYSIS REQUEST

Name (for report and invoice) Steve Feldmann	Samplers Name (Printed) Roy Wagner, Dan Brockhoff, Jon Byk, Andrew Kelly, Priscilla Morton	Site/Project Identification
Company Tetra Tech	P. O. # 117-0507642	State (Location of site): NJ: ☐ NY: ☒ Other:
		Regulatory Program: DKQP: ☐
Address 295 Route 22E, Suite 104E	Analysis Turnaround Time: Standard ☐	LAB USE ONLY Project No:
City Whitehouse Station, State NJ 08889	Rush Charges Authorized For: 2 Week ☐ 1 Week ☐ Other ☐	Job No: 116748
Phone 908-534-2303 Fax 908-534-4709		

ANALYSIS REQUESTED (ENTER "X" BELOW TO INDICATE REQUEST)

Sample Identification	Date	Time	Matrix	No. of Cont.	TCL VOCs + TICs + Freons (OLM 04.2)	Bromide (EPA 300.0)	Chloride (SM4500)	1,4-Dioxane (8260C by SIM)							Sample Numbers
QC-TB070716	07/07/16	0710	GW	3	X	~~X~~	~~X~~	~~X~~	IT						11
QC-EB070716	07/07/16	0720	GW	5	X	X	X	X							12
MW-1GL-XX	07/07/16	0955	GW	6	X	X	X	X							13
MW-1MI-XX	07/07/16	1120	GW	6	X	X	X	X							14
MW-1MI/2-XX	07/07/16	1305	GW	6	X	X	X	X							15
MW-17GL-XX	07/07/16	1505	GW	6	X	X	X	X							16
MW-18GL-XX	07/07/16	1120	GW	6	X	X	X	X							17
MW-18ML-XX	07/07/16	1105	GW	6	X	X	X	X							18
MW-39MI-XX	07/07/16	1320	GW	6	X	X	X	X							19
MW-39MU-XX	07/07/16	1135	GW	6	X	X	X	X							20

Preservation Used: 1 = ICE, 2 = HCl, 3 = H_2SO_4, 4 = HNO_3, 5 = NaOH Soil:
6 = Other _____, 7 = Other _____ Water:

Special Instructions _____ Water Metals Filtered (Yes/No)? _____

Relinquished by	Company	Date / Time	Received by	Company
1)	Tetra Tech	7/8/16 1505	1)	TA
Relinquished by 2)	Company TA	Date / Time 7/8/16 1750	Received by 2)	Company TA bd
Relinquished by 3)	Company	Date / Time	Received by 3)	Company
Relinquished by 4)	Company	Date / Time	Received by 4)	Company

Laboratory Certifications: New Jersey (12028), New York (11452), Pennsylvania (68-522), Connecticut (PH-0200), Rhode Island (132). TAL - 0016 (0715)

Massachusetts (M-NJ312), North Carolina (No. 578)

TestAmerica
THE LEADER IN ENVIRONMENTAL TESTING

777 New Durham Road
Edison, New Jersey 08817
Phone: (732) 549-3900 Fax: (732) 549-3679

CHAIN OF CUSTODY / ANALYSIS REQUEST

Name (for report and invoice): STEVE FELDMANN
Company: TETRA TECH
Address: 295 RT 22E, SUITE 104E
City: WHITEHOUSE STATION State: NJ
Phone: (908) 534-2303 Fax:

Samplers Name (Printed):
P. O. #: 117-0507642

Site/Project Identification: LMC - GREAT NECK
State (Location of site): NJ: ☐ NY: ☒ Other:
Regulatory Program: DKQP: ☐

Analysis Turnaround Time
Standard ☐
Rush Charges Authorized For:
2 Week ☐
1 Week ☐
Other ☐ _____

LAB USE ONLY
Project No:
Job No: 116748

ANALYSIS REQUESTED (ENTER "X" BELOW TO INDICATE REQUEST)

Sample Identification	Date	Time	Matrix	No. of Cont.	TCL VOCs + TICs + Freons (8260B+TICs)	Bromide (EPA 300.0)	Chloride (SM4500)	1,4-Dioxane (8260C SIM)							Sample Numbers
MW-8ML-XX	07/08/16	1240	GW	6	X	X	X	X							21
MW-1ML-XX	07/08/16	1145	GW	6	X	X	X	X							22
MW-17ML-XX	07/08/16	1247	GW	6	X	X	X	X							23
MW-51MI-XX	07/08/16	1345	GW	6	X	X	X	X							24
MW-51MI-MS	07/08/16	1345	GW	6	X	X	X	X							~~25~~ 24
MW-51MI-MSD	07/08/16	1345	GW	6	X	X	X	X							~~26~~ 24
MW-500-XX	07/08/16	1200	GW	6	X	X	X	X							~~27~~ 25
MW-39ML-XX	07/08/16	1410	GW	6	X	X	X	X							~~28~~ 26

Preservation Used: 1 = ICE, 2 = HCl, 3 = H_2SO_4, 4 = HNO_3, 5 = NaOH
6 = Other _____, 7 = Other _____

Soil:
Water:

Special Instructions _____ Water Metals Filtered (Yes/No)? _____

Relinquished by	Company	Date / Time	Received by	Company
1)	TETRA TEC	7/8/16 1505	1)	TA
2)	T. A	7/8/16 1705	2)	TA 60
3)			3)	
4)			4)	

Laboratory Certifications: New Jersey (12028), New York (11452), Pennsylvania (68-522), Connecticut (PH-0200), Rhode Island (132).
Massachusetts (M-NJ312), North Carolina (No. 578)

TAL - 0016 (0715)

TestAmerica Edison
Receipt Temperature and pH Log

Job Number: 116748

Number of Coolers: 2 IR Gun # 7

Cooler Temperatures

	RAW	CORRECTED		RAW	CORRECTED		RAW	CORRECTED
Cooler #1:	1.5 °C	1.5 °C	Cooler #4:	°C	°C	Cooler #7:	°C	°C
Cooler #2:	1.2 °C	1.2 °C	Cooler #5:	°C	°C	Cooler #8:	°C	°C
Cooler #3:	°C	°C	Cooler #6:	°C	°C	Cooler #9:	°C	°C

TALS Sample Number	Ammonia (pH<2)	COD (pH<2)	Nitrate Nitrite (pH<2)	Metals* (pH<2)	Hardness (pH<2)	Pest (pH 5-9)	EPH or QAM (pH<2)	Phenols (pH<2)	Sulfide (pH>9)	TKN (pH<2)	TOC (pH<2)	Total Cyanide (pH>12)	Total Phos (pH<2)	Other	Other

If pH adjustments are required record the information below:

Sample No(s). adjusted: _____

Preservative Name/Conc.: _____ Volume of Preservative used (ml): _____

Lot # of Preservative(s): _____ Expiration Date: _____

The appropriate Project Manager and Department Manager should be notified about the samples which were pH adjusted.

** Samples for Metal analysis which are out of compliance must be acidified at least 24 hours prior to analysis.*

Initials: _____ Date: 7/8/16

EDS-WI-038, Rev 4, 06/09/2014

TestAmerica Edison
777 New Durham Road
Edison, NJ 08817
Phone (732) 549-3900 Fax (732) 549-3679

Chain of Custody Record

TestAmerica
THE LEADER IN ENVIRONMENTAL TESTING

Client Information (Sub Contract Lab)	Sampler:	Lab PM: Meidhof, Marie A	Carrier Tracking No(s):	COC No: 460-46030.1
Client Contact: Shipping/Receiving	Phone:	E-Mail: marie.meidhof@testamericainc.com		Page: Page 1 of 3
Company: TestAmerica Laboratories, Inc.				Job #: 460-116748-1
Address: 301 Alpha Drive, RIDC Park,	Due Date Requested: 7/20/2016			
City: Pittsburgh	TAT Requested (days):			
State, Zip: PA, 15238				
Phone: 412-963-7058(Tel) 412-963-2468(Fax)	PO #:			
Email:	WO #:			
Project Name: LMC, Great Neck	Project #: 46018731			
Site: Tetra Tech - Lockheed Martin, New Hyde	SSOW#:			

Analysis Requested

Preservation Codes:

A - HCL, B - NaOH, C - Zn Acetate, D - Nitric Acid, E - NaHSO4, F - MeOH, G - Amchlor, H - Ascorbic Acid, I - Ice, J - DI Water, K - EDTA, L - EDA, M - Hexane, N - None, O - AsNaO2, P - Na2O4S, Q - Na2SO3, R - Na2S2O3, S - H2SO4, T - TSP Dodecahydrate, U - Acetone, V - MCAA, W - ph 4-5, Z - other (specify)

Other:

Sample Identification - Client ID (Lab ID)	Sample Date	Sample Time	Sample Type (C=comp, G=grab)	Matrix (W=water, S=solid, O=waste/oil, BT=Tissue, A=Air)	Field Filtered Sample (Yes or No)	Perform MS/MSD (Yes or No)	300_28D_LL_OF/ Bromide (Low Level)	Total Number of containers	Special Instructions/Note:
			Preservation Code:						
IW-N1322-XX (460-116748-2)	7/7/16	06:50 Eastern		Water			X	1	
IW-N13266-XX (460-116748-3)	7/7/16	13:30 Eastern		Water			X	1	
IW-N13889-XX (460-116748-4)	7/7/16	06:25 Eastern		Water			X	1	
QC-EB070816 (460-116748-6)	7/8/16	12:15 Eastern		Water			X	1	
MW-22ML-XX (460-116748-7)	7/8/16	10:22 Eastern		Water			X	1	
MW-22GL-XX (460-116748-8)	7/8/16	10:20 Eastern		Water			X	1	
MW-8GU-XX (460-116748-9)	7/8/16	09:40 Eastern		Water			X	1	
MW-8GL-XX (460-116748-10)	7/8/16	10:50 Eastern		Water			X	1	
QC-EB070716 (460-116748-12)	7/7/16	07:20 Eastern		Water			X	1	
MW-1GL-XX (460-116748-13)	7/7/16	09:55 Eastern		Water			X	1	
MW-1MI-XX (460-116748-14)	7/7/16	11:20 Eastern		Water			X	1	

Possible Hazard Identification
Unconfirmed

Sample Disposal (A fee may be assessed if samples are retained longer than 1 month)
☐ *Return To Client* ☐ *Disposal By Lab* ☐ *Archive For* _____ *Months*

Deliverable Requested: I, II, III, IV, Other (specify)

Special Instructions/QC Requirements:

Empty Kit Relinquished by:	Date:	Time:	Method of Shipment:

Relinquished by	Date/Time	Company	Received by	Date/Time	Company
[signature]	7/11/16 1800	TA Bd	[signature]	7/11/16 0900	TA

Custody Seals Intact: Δ Yes Δ No	Custody Seal No.:	Cooler Temperature(s) °C and Other Remarks:

TestAmerica Edison
777 New Durham Road
Edison, NJ 08817
Phone (732) 549-3900 Fax (732) 549-3679

Chain of Custody Record

TestAmerica
THE LEADER IN ENVIRONMENTAL TESTING

Client Information (Sub Contract Lab)	Sampler:	Lab PM: Meidhof, Marie A	Carrier Tracking No(s):	COC No: 460-46030.2
Client Contact: Shipping/Receiving	Phone:	E-Mail: marie.meidhof@testamericainc.com		Page: Page 2 of 3
Company: TestAmerica Laboratories, Inc.				Job #: 460-116748-1
Address: 301 Alpha Drive, RIDC Park,	Due Date Requested: 7/20/2016			
City: Pittsburgh	TAT Requested (days):			
State, Zip: PA, 15238				
Phone: 412-963-7058(Tel) 412-963-2468(Fax)	PO #:			
Email:	WO #:			
Project Name: LMC, Great Neck	Project #: 46018731			
Site: Tetra Tech - Lockheed Martin, New Hyde	SSOW#:			

Analysis Requested

Preservation Codes:

A - HCL, B - NaOH, C - Zn Acetate, D - Nitric Acid, E - NaHSO4, F - MeOH, G - Amchlor, H - Ascorbic Acid, I - Ice, J - DI Water, K - EDTA, L - EDA, M - Hexane, N - None, O - AsNaO2, P - Na2O4S, Q - Na2SO3, R - Na2S2O3, S - H2SO4, T - TSP Dodecahydrate, U - Acetone, V - MCAA, W - ph 4-5, Z - other (specify)

Other:

Sample Identification - Client ID (Lab ID)	Sample Date	Sample Time	Sample Type (C=comp, G=grab)	Matrix (W=water, S=solid, O=waste/oil, BT=Tissue, A=Air)	Field Filtered Sample (Yes or No)	Perform MS/MSD (Yes or No)	300_28D_LL_OF/ Bromide (Low Level)	Total Number of containers	Special Instructions/Note:
			Preservation Code:						
MW-1MI/L-XX (460-116748-15)	7/7/16	13:05 Eastern		Water			X	1	
MW-17GL-XX (460-116748-16)	7/7/16	15:05 Eastern		Water			X	1	
MW-18GL-XX (460-116748-17)	7/7/16	11:20 Eastern		Water			X	1	
MW-18ML-XX (460-116748-18)	7/7/16	11:05 Eastern		Water			X	1	
MW-39MI-XX (460-116748-19)	7/7/16	13:20 Eastern		Water			X	1	
MW-39MV-XX (460-116748-20)	7/7/16	14:35 Eastern		Water			X	1	
MW-8ML-XX (460-116748-21)	7/8/16	12:40 Eastern		Water			X	1	
MW-1ML-XX (460-116748-22)	7/8/16	11:45 Eastern		Water			X	1	
MW-17ML-XX (460-116748-23)	7/8/16	12:47 Eastern		Water			X	1	
MW-51MI-XX (460-116748-24)	7/8/16	13:45 Eastern		Water			X	1	
MW-51MI-XX (460-116748-24MS)	7/8/16	13:45 Eastern	MS	Water			X	1	

Possible Hazard Identification
Unconfirmed

Sample Disposal (A fee may be assessed if samples are retained longer than 1 month)
☐ *Return To Client* ☐ *Disposal By Lab* ☐ *Archive For* _____ *Months*

Deliverable Requested: I, II, III, IV, Other (specify)

Special Instructions/QC Requirements:

Empty Kit Relinquished by:	Date:	Time:	Method of Shipment:

Relinquished by:	Date/Time: 7/11/16 1800	Company: TA	Received by:	Date/Time: 7/12/16 0900	Company: TA
Relinquished by:	Date/Time:	Company	Received by:	Date/Time:	Company
Relinquished by:	Date/Time:	Company	Received by:	Date/Time:	Company

Custody Seals Intact: Δ Yes Δ No	Custody Seal No.:	Cooler Temperature(s) °C and Other Remarks:

TestAmerica Edison
777 New Durham Road
Edison, NJ 08817
Phone (732) 549-3900 Fax (732) 549-3679

Chain of Custody Record

TestAmerica
THE LEADER IN ENVIRONMENTAL TESTING

Client Information (Sub Contract Lab)	Sampler:	Lab PM: Meidhof, Marie A	Carrier Tracking No(s):	COC No: 460-46030.3
Client Contact: Shipping/Receiving	Phone:	E-Mail: marie.meidhof@testamericainc.com		Page: Page 3 of 3
Company: TestAmerica Laboratories, Inc.				Job #: 460-116748-1
Address: 301 Alpha Drive, RIDC Park,	Due Date Requested: 7/20/2016			
City: Pittsburgh	TAT Requested (days):			
State, Zip: PA, 15238				
Phone: 412-963-7058(Tel) 412-963-2468(Fax)	PO #:			
Email:	WO #:			
Project Name: LMC, Great Neck	Project #: 46018731			
Site: Tetra Tech - Lockheed Martin, New Hyde	SSOW#:			

Analysis Requested

Preservation Codes:

A - HCL, B - NaOH, C - Zn Acetate, D - Nitric Acid, E - NaHSO4, F - MeOH, G - Amchlor, H - Ascorbic Acid, I - Ice, J - DI Water, K - EDTA, L - EDA, M - Hexane, N - None, O - AsNaO2, P - Na2O4S, Q - Na2SO3, R - Na2S2O3, S - H2SO4, T - TSP Dodecahydrate, U - Acetone, V - MCAA, W - ph 4-5, Z - other (specify)

Other:

Sample Identification - Client ID (Lab ID)	Sample Date	Sample Time	Sample Type (C=Comp, G=grab)	Matrix (W=water, S=solid, O=waste/oil, BT=Tissue, A=Air)	Field Filtered Sample (Yes or No)	Perform MS/MSD (Yes or No)	300_28D_LL_OF/ Bromide (Low Level)	Total Number of containers	Special Instructions/Note:
			Preservation Code:						
MW-51MI-XX (460-116748-24MSD)	7/8/16	13:45 Eastern	MSD	Water			X	1	
MW-50O-XX (460-116748-25)	7/8/16	12:00 Eastern		Water			X	1	
MW-39ML-XX (460-116748-26)	7/8/16	14:10 Eastern		Water			X	1	

Possible Hazard Identification
Unconfirmed

Sample Disposal (A fee may be assessed if samples are retained longer than 1 month)
☐ *Return To Client* ☐ *Disposal By Lab* ☐ *Archive For* _____ *Months*

Deliverable Requested: I, II, III, IV, Other (specify)

Special Instructions/QC Requirements:

Empty Kit Relinquished by:	Date:	Time:		Method of Shipment:		
Relinquished by:	Date/Time: 7/11/16 1800	Company: TAEDI	Received by:	Date/Time: 7/11/16 1800	Company: TAEDI	
Relinquished by:	Date/Time:	Company	Received by:	Date/Time:	Company	
Relinquished by:	Date/Time:	Company	Received by:	Date/Time:	Company	

Custody Seals Intact: Δ Yes Δ No	Custody Seal No.:	Cooler Temperature(s) °C and Other Remarks:

Login Sample Receipt Checklist

Client: Tetra Tech GEO

Job Number: 460-116748-1

Login Number: 116748
List Number: 1
Creator: Hall, Alonzo

List Source: TestAmerica Edison

Question	Answer	Comment
Radioactivity wasn't checked or is </= background as measured by a survey meter.	N/A	
The cooler's custody seal, if present, is intact.	True	770677,770678
Sample custody seals, if present, are intact.	N/A	
The cooler or samples do not appear to have been compromised or tampered with.	True	
Samples were received on ice.	True	
Cooler Temperature is acceptable.	True	
Cooler Temperature is recorded.	True	1.5,1.8° C I R#7
COC is present.	True	
COC is filled out in ink and legible.	True	
COC is filled out with all pertinent information.	True	
Is the Field Sampler's name present on COC?	True	
There are no discrepancies between the containers received and the COC.	True	
Samples are received within Holding Time (excluding tests with immediate HTs)	True	
Sample containers have legible labels.	True	
Containers are not broken or leaking.	True	
Sample collection date/times are provided.	True	
Appropriate sample containers are used.	True	
Sample bottles are completely filled.	True	
Sample Preservation Verified.	True	
There is sufficient vol. for all requested analyses, incl. any requested MS/MSDs	True	
Containers requiring zero headspace have no headspace or bubble is <6mm (1/4").	True	
Multiphasic samples are not present.	N/A	
Samples do not require splitting or compositing.	N/A	
Residual Chlorine Checked.	N/A	

Login Sample Receipt Checklist

Client: Tetra Tech GEO

Job Number: 460-116748-1

Login Number: 116748
List Number: 2
Creator: Skowronek, Elyse N

List Source: TestAmerica Pittsburgh
List Creation: 07/12/16 10:16 AM

Question	Answer	Comment
Radioactivity wasn't checked or is </= background as measured by a survey meter.	True	
The cooler's custody seal, if present, is intact.	True	
Sample custody seals, if present, are intact.	True	
The cooler or samples do not appear to have been compromised or tampered with.	True	
Samples were received on ice.	True	
Cooler Temperature is acceptable.	True	
Cooler Temperature is recorded.	True	4.7
COC is present.	True	
COC is filled out in ink and legible.	True	
COC is filled out with all pertinent information.	True	
Is the Field Sampler's name present on COC?	True	
There are no discrepancies between the containers received and the COC.	True	
Samples are received within Holding Time (excluding tests with immediate HTs)	True	
Sample containers have legible labels.	True	
Containers are not broken or leaking.	True	
Sample collection date/times are provided.	True	
Appropriate sample containers are used.	True	
Sample bottles are completely filled.	True	
Sample Preservation Verified.	True	
There is sufficient vol. for all requested analyses, incl. any requested MS/MSDs	True	
Containers requiring zero headspace have no headspace or bubble is <6mm (1/4").	True	
Multiphasic samples are not present.	True	
Samples do not require splitting or compositing.	True	
Residual Chlorine Checked.	N/A	

CASE NARRATIVE

Client: Tetra Tech GEO

Project: LMC Great Neck Groundwater Monitoring

Report Number: 460-116748-1

This case narrative is in the form of an exception report, where only the anomalies related to this report, method specific performance and/or QA/QC issues are discussed. If there are no issues to report, this narrative will include a statement that documents that there are no relevant data issues.

It should be noted that samples with elevated Reporting Limits (RLs) as a result of a dilution may not be able to satisfy customer reporting limits in some cases. Such increases in the RLs are unavoidable but acceptable consequence of sample dilution that enables quantification of target analytes or interferences which exceed the calibration range of the instrument.

Calculations are performed before rounding to avoid round-off errors in calculated results.

All holding times were met and proper preservation noted for the methods performed on these samples, unless otherwise detailed in the individual sections below.

RECEIPT
The samples were received on 7/8/2016 5:50 PM; the samples arrived in good condition, properly preserved and, where required, on ice. The temperatures of the 2 coolers at receipt time were 1.5º C and 1.8º C.

Receipt Exceptions

The following samples were activated for 1,4-Dioxane by 8260 SIM analysis by the client on 7/12/2016: QC-TB070816 (460-116748-5) and QC-TB070716 (460-116748-11). This analysis was not originally requested on the chain-of-custody (COC).

The following samples were canceled by the client on 7/8/2016: MW-51MI-XX (460-116748-24[MS]), MW-51MI-XX (460-116748-24[MSD]) and MW-500-XX (460-116748-25).

The Volatile analyte list for the following samples were revised to TCE, PCE, cis-1,2-DCE, and Freon 113 only as per the client on 7/8/2016: MW-51MI-XX (460-116748-24).

The following samples were canceled for 1,4-Dioxane, Bromide, and Chloride analysis by the client on 7/13/2016: MW-51MI-XX (460-116748-24).

Note: All samples which require thermal preservation are considered acceptable if the arrival temperature is within 2C of the required temperature or method specified range. For samples with a specified temperature of 4C, samples with a temperature ranging from just above freezing temperature of water to 6C shall be acceptable. Samples that are hand delivered immediately following collection may not meet these criteria, however they will be deemed acceptable according to NELAC standards, if there is evidence that the chilling process has begun, such as arrival on ice, etc.

VOLATILE ORGANIC COMPOUNDS (GC-MS) - SELECTED ION MODE (SIM)
Samples IW-N13221-XX (460-116748-2), IW-N13266-XX (460-116748-3), IW-N13889-XX (460-116748-4), QC-TB070816 (460-116748-5), QC-EB070816 (460-116748-6), MW-22ML-XX (460-116748-7), MW-22GL-XX (460-116748-8), MW-8GU-XX (460-116748-9), MW-8GL-XX (460-116748-10), QC-TB070716 (460-116748-11), QC-EB070716 (460-116748-12), MW-1GL-XX (460-116748-13), MW-1MI-XX (460-116748-14), MW-1MI/L-XX (460-116748-15), MW-17GL-XX (460-116748-16), MW-18GL-XX (460-116748-17), MW-18ML-XX (460-116748-18), MW-39MI-XX (460-116748-19), MW-39MU-XX (460-116748-20), MW-8ML-XX (460-116748-21), MW-1ML-XX (460-116748-22), MW-17ML-XX (460-116748-23) and MW-39ML-XX (460-116748-26) were analyzed for volatile organic compounds (GC-MS) - Selected Ion Mode (SIM) in accordance with EPA SW-846 Method 8260B SIM. The samples were analyzed on 07/17/2016 and 07/18/2016.

No difficulties were encountered during the volatile organic compounds (GC-MS) - Selected Ion Mode (SIM) analysis.

All quality control parameters were within the acceptance limits.

CLP VOLATILES (LL)
Samples IW-N2169-XX (460-116748-1), IW-N13221-XX (460-116748-2), IW-N13266-XX (460-116748-3), IW-N13889-XX (460-116748-4), QC-TB070816 (460-116748-5), QC-EB070816 (460-116748-6), MW-22ML-XX (460-116748-7), MW-22GL-XX (460-116748-8), MW-8GU-XX (460-116748-9), MW-8GL-XX (460-116748-10), QC-TB070716 (460-116748-11), QC-EB070716 (460-116748-12), MW-1GL-XX (460-116748-13), MW-1MI-XX (460-116748-14), MW-1MI/L-XX (460-116748-15), MW-17GL-XX (460-116748-16), MW-18GL-XX (460-116748-17), MW-18ML-XX (460-116748-18), MW-39MI-XX (460-116748-19), MW-39MU-XX (460-116748-20), MW-8ML-XX (460-116748-21), MW-1ML-XX (460-116748-22), MW-17ML-XX (460-116748-23), MW-51MI-XX

(460-116748-24) and MW-39ML-XX (460-116748-26) were analyzed for CLP volatiles (LL) in accordance with OLM04.2 Method Volatiles (Low Level - LL). The samples were analyzed on 07/13/2016 and 07/14/2016.

The continuing calibration verification (CCV) associated with batch 460-378703 recovered above the upper control limit for Bromomethane and Vinyl chloride. The samples associated with this CCV were non-detects for the affected analytes; therefore, the data have been reported.

The %RPD of the laboratory control sample (LCS) and laboratory control standard duplicate (LCSD) for preparation batch 378703 recovered outside control limits for the following analyte: Acetone. Acetone exceeded the RPD limit for LCSD 460-378703/5. Refer to the QC report for details.

No other difficulties were encountered during the volatiles analysis.

All other quality control parameters were within the acceptance limits.

CHLORIDE

Samples IW-N13221-XX (460-116748-2), IW-N13266-XX (460-116748-3), IW-N13889-XX (460-116748-4), QC-EB070816 (460-116748-6), MW-22ML-XX (460-116748-7), MW-22GL-XX (460-116748-8), MW-8GU-XX (460-116748-9), MW-8GL-XX (460-116748-10), QC-EB070716 (460-116748-12), MW-1GL-XX (460-116748-13), MW-1MI-XX (460-116748-14), MW-1MI/L-XX (460-116748-15), MW-17GL-XX (460-116748-16), MW-18GL-XX (460-116748-17), MW-18ML-XX (460-116748-18), MW-39MI-XX (460-116748-19), MW-39MU-XX (460-116748-20), MW-8ML-XX (460-116748-21), MW-1ML-XX (460-116748-22), MW-17ML-XX (460-116748-23) and MW-39ML-XX (460-116748-26) were analyzed for chloride in accordance with SM 4500 CL B. The samples were analyzed on 07/21/2016.

Samples IW-N13221-XX (460-116748-2)[4X], IW-N13266-XX (460-116748-3)[4X], IW-N13889-XX (460-116748-4)[4X], MW-22ML-XX (460-116748-7)[4X], MW-22GL-XX (460-116748-8)[2X], MW-8GU-XX (460-116748-9)[4X], MW-1GL-XX (460-116748-13)[10X], MW-1MI/L-XX (460-116748-15)[2X], MW-18GL-XX (460-116748-17)[4X], MW-39MI-XX (460-116748-19)[2X] and MW-39MU-XX (460-116748-20)[2X] required dilution prior to analysis. The reporting limits have been adjusted accordingly.

No difficulties were encountered during the chloride analysis.

All quality control parameters were within the acceptance limits.

ANIONS, ION CHROMATOGRAPHY

Samples IW-N13221-XX (460-116748-2), IW-N13266-XX (460-116748-3), IW-N13889-XX (460-116748-4), QC-EB070816 (460-116748-6), MW-22ML-XX (460-116748-7), MW-22GL-XX (460-116748-8), MW-8GU-XX (460-116748-9), MW-8GL-XX (460-116748-10), QC-EB070716 (460-116748-12), MW-1GL-XX (460-116748-13), MW-1MI-XX (460-116748-14), MW-1MI/L-XX (460-116748-15), MW-17GL-XX (460-116748-16), MW-18GL-XX (460-116748-17), MW-18ML-XX (460-116748-18), MW-39MI-XX (460-116748-19), MW-39MU-XX (460-116748-20), MW-8ML-XX (460-116748-21), MW-1ML-XX (460-116748-22), MW-17ML-XX (460-116748-23) and MW-39ML-XX (460-116748-26) were analyzed for Anions, Ion Chromatography in accordance with EPA Method 300.0_28D Anions by Ion Chromatograph (Low Level - LL). The samples were analyzed on 07/19/2016.

Samples IW-N13221-XX (460-116748-2)[5X], IW-N13889-XX (460-116748-4)[5X] and MW-8GU-XX (460-116748-9)[5X] required dilution prior to analysis. The reporting limits have been adjusted accordingly.

No difficulties were encountered during the Anions, Ion Chromatography analysis.

All quality control parameters were within the acceptance limits.

Qualifiers

GC/MS VOA

Qualifier	Qualifier Description
U	Indicates the analyte was analyzed for but not detected.
J	Result is less than the RL but greater than or equal to the MDL and the concentration is an approximate value.
*	RPD of the LCS and LCSD exceeds the control limits

GC/MS VOA TICs

Qualifier	Qualifier Description
J	Indicates an Estimated Value for TICs
N	This flag indicates the presumptive evidence of a compound.

HPLC/IC

Qualifier	Qualifier Description
U	Indicates the analyte was analyzed for but not detected.

General Chemistry

Qualifier	Qualifier Description
U	Indicates the analyte was analyzed for but not detected.

Glossary

Abbreviation	These commonly used abbreviations may or may not be present in this report.
¤	Listed under the "D" column to designate that the result is reported on a dry weight basis
%R	Percent Recovery
CFL	Contains Free Liquid
CNF	Contains no Free Liquid
DER	Duplicate error ratio (normalized absolute difference)
Dil Fac	Dilution Factor
DL, RA, RE, IN	Indicates a Dilution, Re-analysis, Re-extraction, or additional Initial metals/anion analysis of the sample
DLC	Decision level concentration
MDA	Minimum detectable activity
EDL	Estimated Detection Limit
MDC	Minimum detectable concentration
MDL	Method Detection Limit
ML	Minimum Level (Dioxin)
NC	Not Calculated
ND	Not detected at the reporting limit (or MDL or EDL if shown)
PQL	Practical Quantitation Limit
QC	Quality Control
RER	Relative error ratio
RL	Reporting Limit or Requested Limit (Radiochemistry)
RPD	Relative Percent Difference, a measure of the relative difference between two points
TEF	Toxicity Equivalent Factor (Dioxin)
TEQ	Toxicity Equivalent Quotient (Dioxin)

Sample Summary

Client: Tetra Tech GEO
Project/Site: LMC Great Neck Groundwater Monitoring

TestAmerica Job ID: 460-116748-1

Lab Sample ID	Client Sample ID	Matrix	Collected	Received
460-116748-1	IW-N2169-XX	Water	07/07/16 09:58	07/08/16 17:50
460-116748-2	IW-N13221-XX	Water	07/07/16 06:50	07/08/16 17:50
460-116748-3	IW-N13266-XX	Water	07/07/16 13:30	07/08/16 17:50
460-116748-4	IW-N13889-XX	Water	07/07/16 06:25	07/08/16 17:50
460-116748-5	QC-TB070816	Water	07/08/16 12:10	07/08/16 17:50
460-116748-6	QC-EB070816	Water	07/08/16 12:15	07/08/16 17:50
460-116748-7	MW-22ML-XX	Water	07/08/16 10:22	07/08/16 17:50
460-116748-8	MW-22GL-XX	Water	07/08/16 10:20	07/08/16 17:50
460-116748-9	MW-8GU-XX	Water	07/08/16 09:40	07/08/16 17:50
460-116748-10	MW-8GL-XX	Water	07/08/16 10:50	07/08/16 17:50
460-116748-11	QC-TB070716	Water	07/07/16 07:10	07/08/16 17:50
460-116748-12	QC-EB070716	Water	07/07/16 07:20	07/08/16 17:50
460-116748-13	MW-1GL-XX	Water	07/07/16 09:55	07/08/16 17:50
460-116748-14	MW-1MI-XX	Water	07/07/16 11:20	07/08/16 17:50
460-116748-15	MW-1MI/L-XX	Water	07/07/16 13:05	07/08/16 17:50
460-116748-16	MW-17GL-XX	Water	07/07/16 15:05	07/08/16 17:50
460-116748-17	MW-18GL-XX	Water	07/07/16 11:20	07/08/16 17:50
460-116748-18	MW-18ML-XX	Water	07/07/16 11:05	07/08/16 17:50
460-116748-19	MW-39MI-XX	Water	07/07/16 13:20	07/08/16 17:50
460-116748-20	MW-39MU-XX	Water	07/07/16 14:35	07/08/16 17:50
460-116748-21	MW-8ML-XX	Water	07/08/16 12:40	07/08/16 17:50
460-116748-22	MW-1ML-XX	Water	07/08/16 11:45	07/08/16 17:50
460-116748-23	MW-17ML-XX	Water	07/08/16 12:47	07/08/16 17:50
460-116748-24	MW-51MI-XX	Water	07/08/16 13:45	07/08/16 17:50
460-116748-26	MW-39ML-XX	Water	07/08/16 14:10	07/08/16 17:50

Method Summary

Client: Tetra Tech GEO
Project/Site: LMC Great Neck Groundwater Monitoring

TestAmerica Job ID: 460-116748-1

Method	Method Description	Protocol	Laboratory
8260C SIM	Volatile Organic Compounds (GC/MS)	SW846	TAL EDI
OLM04.2/VOL	Volatile Organic Compounds (GC/MS)	OLM04.2	TAL EDI
300.0	Anions, Ion Chromatography	MCAWW	TAL PIT
SM 4500 Cl- B	Chloride	SM	TAL EDI

Protocol References:

MCAWW = "Methods For Chemical Analysis Of Water And Wastes", EPA-600/4-79-020, March 1983 And Subsequent Revisions.
OLM04.2 = "Statement of Work for Organic Analysis", Multi-Media, Multi-Concentration September 1998
SM = "Standard Methods For The Examination Of Water And Wastewater",
SW846 = "Test Methods For Evaluating Solid Waste, Physical/Chemical Methods", Third Edition, November 1986 And Its Updates.

Laboratory References:

TAL EDI = TestAmerica Edison, 777 New Durham Road, Edison, NJ 08817, TEL (732)549-3900
TAL PIT = TestAmerica Pittsburgh, 301 Alpha Drive, RIDC Park, Pittsburgh, PA 15238, TEL (412)963-7058

FORM II
GC/MS VOA SURROGATE RECOVERY

Lab Name: TestAmerica Edison Job No.: 460-116748-1

SDG No.:

Matrix: Water Level: Low

GC Column (1): DB-624 ID: 0.18(mm)

Client Sample ID	Lab Sample ID	DCA #	BFB #
IW-N13221-XX	460-116748-2	120	97
IW-N13266-XX	460-116748-3	114	98
IW-N13889-XX	460-116748-4	118	99
QC-TB070816	460-116748-5	115	101
QC-EB070816	460-116748-6	120	102
MW-22ML-XX	460-116748-7	113	106
MW-22ML-XX	460-116748-7	124	96
MW-22GL-XX	460-116748-8	120	97
MW-8GU-XX	460-116748-9	118	101
MW-8GL-XX	460-116748-10	107	102
QC-TB070716	460-116748-11	125	104
QC-EB070716	460-116748-12	118	98
MW-1GL-XX	460-116748-13	115	100
MW-1MI-XX	460-116748-14	112	93
MW-1MI/L-XX	460-116748-15	108	89
MW-17GL-XX	460-116748-16	123	98
MW-18GL-XX	460-116748-17	118	97
MW-18ML-XX	460-116748-18	117	92
MW-39MI-XX	460-116748-19	111	94
MW-39MU-XX	460-116748-20	121	96
MW-8ML-XX	460-116748-21	108	97
MW-1ML-XX	460-116748-22	105	98
MW-17ML-XX	460-116748-23	112	103
MW-39ML-XX	460-116748-26	103	97
	MB 460-379476/6	122	103
	MB 460-379539/9	119	93
	LCS 460-379476/3	110	106
	LCS 460-379539/4	117	98
	LCSD 460-379476/4	114	104
	LCSD 460-379539/6	115	99

	QC LIMITS
DCA = 1,2-Dichloroethane-d4 (Surr)	60-132
BFB = 4-Bromofluorobenzene	72-123

Column to be used to flag recovery values

FORM II 8260C SIM

FORM VIII
GC/MS VOA INTERNAL STANDARD AREA AND RETENTION TIME SUMMARY

Lab Name: TestAmerica Edison Job No.: 460-116748-1

SDG No.:

Sample No.: CCVIS 460-379476/2 Date Analyzed: 07/17/2016 10:15

Instrument ID: CVOAMS11 GC Column: DB-624 ID: 0.18(mm)

Lab File ID (Standard): N95286.D Heated Purge: (Y/N) N

Calibration ID: 56615

		FB		DXE		CBNZd5	
		AREA #	RT #	AREA #	RT #	AREA #	RT #
12/24 HOUR STD		65446	3.79	35710	4.48	27172	7.38
UPPER LIMIT		130892	4.29	71420	4.98	54344	7.88
LOWER LIMIT		32723	3.29	17855	3.98	13586	6.88
LAB SAMPLE ID	CLIENT SAMPLE ID						
LCS 460-379476/3		52700	3.79	33943	4.48	24669	7.38
LCSD 460-379476/4		48298	3.79	33613	4.48	22696	7.38
MB 460-379476/6		39674	3.79	33269	4.48	19668	7.38
460-116748-5	QC-TB070816	42474	3.79	33715	4.48	19712	7.38
460-116748-6	QC-EB070816	48307	3.79	33556	4.48	21266	7.38
460-116748-11	QC-TB070716	45085	3.79	33144	4.48	20396	7.38
460-116748-12	QC-EB070716	49291	3.79	33590	4.48	21521	7.38
460-116748-2	IW-N13221-XX	48719	3.79	32244	4.48	20990	7.38
460-116748-3	IW-N13266-XX	40015	3.79	31788	4.48	19028	7.38
460-116748-4	IW-N13889-XX	47138	3.79	32177	4.48	20541	7.38
460-116748-7	MW-22ML-XX	34351	3.79	31537	4.48	17989	7.38
460-116748-8	MW-22GL-XX	45522	3.79	30269	4.48	20385	7.38
460-116748-9	MW-8GU-XX	45971	3.79	31547	4.48	20504	7.38
460-116748-10	MW-8GL-XX	45794	3.79	30926	4.48	19888	7.38
460-116748-13	MW-1GL-XX	44968	3.79	31976	4.48	20145	7.38
460-116748-14	MW-1MI-XX	48390	3.79	29071	4.48	18784	7.38
460-116748-15	MW-1MI/L-XX	56571	3.79	30321	4.48	22598	7.38
460-116748-16	MW-17GL-XX	49791	3.79	31284	4.48	21715	7.38
460-116748-17	MW-18GL-XX	46673	3.79	30965	4.48	20726	7.38
460-116748-18	MW-18ML-XX	57376	3.79	32005	4.48	22630	7.38
460-116748-19	MW-39MI-XX	56598	3.79	31488	4.48	22842	7.38
460-116748-20	MW-39MU-XX	54601	3.79	31584	4.48	21867	7.38

FB = Fluorobenzene
DXE = 1,4-Dioxane-d8
CBNZd5 = Chlorobenzene-d5

Area Limit = 50%-200% of internal standard area
RT Limit = ± 0.5 minutes of internal standard RT

Column used to flag values outside QC limits

FORM VIII 8260C SIM

FORM VIII
GC/MS VOA INTERNAL STANDARD AREA AND RETENTION TIME SUMMARY

Lab Name: TestAmerica Edison Job No.: 460-116748-1

SDG No.:

Sample No.: CCVIS 460-379539/3 Date Analyzed: 07/18/2016 07:02

Instrument ID: CVOAMS11 GC Column: DB-624 ID: 0.18(mm)

Lab File ID (Standard): N95314.D Heated Purge: (Y/N) N

Calibration ID: 56615

		FB		DXE		CBNZd5	
		AREA #	RT #	AREA #	RT #	AREA #	RT #
12/24 HOUR STD		62823	3.79	36557	4.48	26356	7.38
UPPER LIMIT		125646	4.29	73114	4.98	52712	7.88
LOWER LIMIT		31412	3.29	18279	3.98	13178	6.88
LAB SAMPLE ID	CLIENT SAMPLE ID						
LCS 460-379539/4		59843	3.79	36169	4.48	27154	7.38
LCSD 460-379539/6		62422	3.79	34719	4.48	27558	7.38
MB 460-379539/9		54080	3.79	36120	4.48	23718	7.38
460-116748-7	MW-22ML-XX	48567	3.79	31885	4.48	20230	7.38
460-116748-21	MW-8ML-XX	55068	3.79	35769	4.48	22263	7.38
460-116748-22	MW-1ML-XX	55187	3.79	36493	4.48	21830	7.38
460-116748-23	MW-17ML-XX	42135	3.79	33661	4.48	19311	7.38
460-116748-26	MW-39ML-XX	46391	3.79	34460	4.48	20261	7.38

FB = Fluorobenzene
DXE = 1,4-Dioxane-d8
CBNZd5 = Chlorobenzene-d5

Area Limit = 50%-200% of internal standard area
RT Limit = ± 0.5 minutes of internal standard RT

Column used to flag values outside QC limits

FORM VIII 8260C SIM

FORM IV
GC/MS VOA METHOD BLANK SUMMARY

Lab Name: TestAmerica Edison Job No.: 460-116748-1

SDG No.:

Lab File ID: N95290.D Lab Sample ID: MB 460-379476/6

Matrix: Water Heated Purge:(Y/N) N

Instrument ID: CVOAMS11 Date Analyzed: 07/17/2016 12:19

GC Column: DB-624 ID: 0.18(mm)

THIS METHOD BLANK APPLIES TO THE FOLLOWING SAMPLES:

CLIENT SAMPLE ID	LAB SAMPLE ID	LAB FILE ID	DATE ANALYZED
	LCS 460-379476/3	N95287.D	07/17/2016 10:54
	LCSD 460-379476/4	N95288.D	07/17/2016 11:19
QC-TB070816	460-116748-5	N95291.D	07/17/2016 12:44
QC-EB070816	460-116748-6	N95292.D	07/17/2016 13:09
QC-TB070716	460-116748-11	N95293.D	07/17/2016 13:34
QC-EB070716	460-116748-12	N95294.D	07/17/2016 13:59
IW-N13221-XX	460-116748-2	N95296.D	07/17/2016 14:49
IW-N13266-XX	460-116748-3	N95297.D	07/17/2016 15:14
IW-N13889-XX	460-116748-4	N95298.D	07/17/2016 15:39
MW-22ML-XX	460-116748-7	N95299.D	07/17/2016 16:04
MW-22GL-XX	460-116748-8	N95300.D	07/17/2016 16:29
MW-8GU-XX	460-116748-9	N95301.D	07/17/2016 16:54
MW-8GL-XX	460-116748-10	N95302.D	07/17/2016 17:19
MW-1GL-XX	460-116748-13	N95303.D	07/17/2016 17:44
MW-1MI-XX	460-116748-14	N95304.D	07/17/2016 18:09
MW-1MI/L-XX	460-116748-15	N95305.D	07/17/2016 18:34
MW-17GL-XX	460-116748-16	N95306.D	07/17/2016 18:59
MW-18GL-XX	460-116748-17	N95307.D	07/17/2016 19:24
MW-18ML-XX	460-116748-18	N95308.D	07/17/2016 19:49
MW-39MI-XX	460-116748-19	N95309.D	07/17/2016 20:14
MW-39MU-XX	460-116748-20	N95310.D	07/17/2016 20:39

FORM I
GC/MS VOA ORGANICS ANALYSIS DATA SHEET

Lab Name: TestAmerica Edison
Job No.: 460-116748-1
SDG No.:
Client Sample ID:
Lab Sample ID: MB 460-379476/6
Matrix: Water
Lab File ID: N95290.D
Analysis Method: 8260C SIM
Date Collected:
Sample wt/vol: 5(mL)
Date Analyzed: 07/17/2016 12:19
Soil Aliquot Vol:
Dilution Factor: 1
Soil Extract Vol.:
GC Column: DB-624 ID: 0.18(mm)
% Moisture:
Level: (low/med) Low
Analysis Batch No.: 379476
Units: ug/L

CAS NO.	COMPOUND NAME	RESULT	Q	RL	MDL
123-91-1	1,4-Dioxane	0.40	U	0.40	0.11

CAS NO.	SURROGATE	%REC	Q	LIMITS
17060-07-0	1,2-Dichloroethane-d4 (Surr)	122		60-132
460-00-4	4-Bromofluorobenzene	103		72-123

FORM III
GC/MS VOA LAB CONTROL SAMPLE RECOVERY

Lab Name: TestAmerica Edison Job No.: 460-116748-1

SDG No.:

Matrix: Water Level: Low Lab File ID: N95287.D

Lab ID: LCS 460-379476/3 Client ID:

COMPOUND	SPIKE ADDED (ug/L)	LCS CONCENTRATION (ug/L)	LCS % REC	QC LIMITS REC	#
1,2-Dibromo-3-Chloropropane	0.500	0.468	94	23-150	
1,4-Dioxane	20.0	19.3	96	40-160	
Ethylene Dibromide	0.500	0.427	85	60-143	

Column to be used to flag recovery and RPD values

FORM III 8260C SIM

FORM III
GC/MS VOA LAB CONTROL SAMPLE DUPLICATE RECOVERY

Lab Name: TestAmerica Edison Job No.: 460-116748-1

SDG No.:

Matrix: Water Level: Low Lab File ID: N95288.D

Lab ID: LCSD 460-379476/4 Client ID:

COMPOUND	SPIKE ADDED (ug/L)	LCSD CONCENTRATION (ug/L)	LCSD % REC	% RPD	QC LIMITS RPD	QC LIMITS REC	#
1,2-Dibromo-3-Chloropropane	0.500	0.585	117	22	30	23-150	
1,4-Dioxane	20.0	23.8	119	21	30	40-160	
Ethylene Dibromide	0.500	0.500	100	16	30	60-143	

Column to be used to flag recovery and RPD values

FORM III 8260C SIM

FORM IV
GC/MS VOA METHOD BLANK SUMMARY

Lab Name: TestAmerica Edison Job No.: 460-116748-1

SDG No.:

Lab File ID: N95320.D Lab Sample ID: MB 460-379539/9

Matrix: Water Heated Purge:(Y/N) N

Instrument ID: CVOAMS11 Date Analyzed: 07/18/2016 09:51

GC Column: DB-624 ID: 0.18(mm)

THIS METHOD BLANK APPLIES TO THE FOLLOWING SAMPLES:

CLIENT SAMPLE ID	LAB SAMPLE ID	LAB FILE ID	DATE ANALYZED
	LCS 460-379539/4	N95315.D	07/18/2016 07:31
	LCSD 460-379539/6	N95317.D	07/18/2016 08:36
MW-22ML-XX	460-116748-7	N95321.D	07/18/2016 10:16
MW-8ML-XX	460-116748-21	N95322.D	07/18/2016 10:41
MW-1ML-XX	460-116748-22	N95323.D	07/18/2016 11:07
MW-17ML-XX	460-116748-23	N95324.D	07/18/2016 11:32
MW-39ML-XX	460-116748-26	N95325.D	07/18/2016 11:57

FORM I
GC/MS VOA ORGANICS ANALYSIS DATA SHEET

Lab Name: TestAmerica Edison
Job No.: 460-116748-1
SDG No.:
Client Sample ID:
Lab Sample ID: MB 460-379539/9
Matrix: Water
Lab File ID: N95320.D
Analysis Method: 8260C SIM
Date Collected:
Sample wt/vol: 5(mL)
Date Analyzed: 07/18/2016 09:51
Soil Aliquot Vol:
Dilution Factor: 1
Soil Extract Vol.:
GC Column: DB-624 ID: 0.18(mm)
% Moisture:
Level: (low/med) Low
Analysis Batch No.: 379539
Units: ug/L

CAS NO.	COMPOUND NAME	RESULT	Q	RL	MDL
123-91-1	1,4-Dioxane	0.40	U	0.40	0.11

CAS NO.	SURROGATE	%REC	Q	LIMITS
17060-07-0	1,2-Dichloroethane-d4 (Surr)	119		60-132
460-00-4	4-Bromofluorobenzene	93		72-123

FORM III
GC/MS VOA LAB CONTROL SAMPLE RECOVERY

Lab Name: TestAmerica Edison Job No.: 460-116748-1

SDG No.:

Matrix: Water Level: Low Lab File ID: N95315.D

Lab ID: LCS 460-379539/4 Client ID:

COMPOUND	SPIKE ADDED (ug/L)	LCS CONCENTRATION (ug/L)	LCS % REC	QC LIMITS REC	#
1,2-Dibromo-3-Chloropropane	0.500	0.431	86	23-150	
1,4-Dioxane	20.0	20.7	103	40-160	
Ethylene Dibromide	0.500	0.416	83	60-143	

Column to be used to flag recovery and RPD values

FORM III 8260C SIM

FORM III
GC/MS VOA LAB CONTROL SAMPLE DUPLICATE RECOVERY

Lab Name: TestAmerica Edison Job No.: 460-116748-1

SDG No.:

Matrix: Water Level: Low Lab File ID: N95317.D

Lab ID: LCSD 460-379539/6 Client ID:

COMPOUND	SPIKE ADDED (ug/L)	LCSD CONCENTRATION (ug/L)	LCSD % REC	% RPD	QC LIMITS RPD	QC LIMITS REC	#
1,2-Dibromo-3-Chloropropane	0.500	0.518	104	18	30	23-150	
1,4-Dioxane	20.0	22.9	115	10	30	40-160	
Ethylene Dibromide	0.500	0.534	107	25	30	60-143	

Column to be used to flag recovery and RPD values

FORM III 8260C SIM

FORM V
GC/MS VOA INSTRUMENT PERFORMANCE CHECK
BROMOFLUOROBENZENE (BFB)

Lab Name: TestAmerica Edison Job No.: 460-116748-1

SDG No.:

Lab File ID: N94845.D BFB Injection Date: 07/05/2016

Instrument ID: CVOAMS11 BFB Injection Time: 14:00

Analysis Batch No.: 377390

M/E	ION ABUNDANCE CRITERIA	% RELATIVE ABUNDANCE	
50	15.0 - 40.0 % of mass 95	18.5	
75	30.0 - 60.0 % of mass 95	49.0	
95	Base Peak, 100% relative abundance	100.0	
96	5.0 - 9.0 % of mass 95	7.2	
173	Less than 2.0 % of mass 174	0.1	(0.1) 1
174	50.0 - 120.00 % of mass 95	78.5	
175	5.0 - 9.0 % of mass 174	6.3	(8.0) 1
176	95.0 - 101.0 % of mass 174	75.2	(95.8) 1
177	5.0 - 9.0 % of mass 176	5.2	(6.9) 2

1-Value is % mass 174 2-Value is % mass 176

THIS CHECK APPLIES TO THE FOLLOWING SAMPLES, MS, MSD, BLANKS AND STANDARDS:

CLIENT SAMPLE ID	LAB SAMPLE ID	LAB FILE ID	DATE ANALYZED	TIME ANALYZED
	STD002 460-377390/10	N94854.D	07/05/2016	18:01
	STD005 460-377390/11	N94855.D	07/05/2016	18:44
	STD01 460-377390/12	N94856.D	07/05/2016	19:09
	STD05 460-377390/13	N94857.D	07/05/2016	19:34
	STD1 460-377390/14	N94858.D	07/05/2016	19:59
	STD2 460-377390/15	N94859.D	07/05/2016	20:25

FORM VI
GC/MS VOA BY INTERNAL STANDARD - INITIAL CALIBRATION DATA
CURVE EVALUATION

Lab Name: TestAmerica Edison Job No.: 460-116748-1 Analy Batch No.: 377390

SDG No.:

Instrument ID: CVOAMS11 GC Column: DB-624 ID: 0.18(mm) Heated Purge: (Y/N) N

Calibration Start Date: 07/05/2016 18:01 Calibration End Date: 07/05/2016 20:25 Calibration ID: 56615

Calibration Files:

LEVEL:	LAB SAMPLE ID:	LAB FILE ID:
Level 1	STD002 460-377390/10	N94854.D
Level 2	STD005 460-377390/11	N94855.D
Level 3	STD01 460-377390/12	N94856.D
Level 4	STD05 460-377390/13	N94857.D
Level 5	STD1 460-377390/14	N94858.D
Level 6	STD2 460-377390/15	N94859.D

ANALYTE	RRF					CURVE TYPE	COEFFICIENT			#	MIN RRF	%RSD	#	MAX %RSD	R^2 OR COD	#	MIN R^2 OR COD
	LVL 1 LVL 6	LVL 2	LVL 3	LVL 4	LVL 5		B	M1	M2								
Chloroform	0.9009 0.5769	0.7281	0.6592	0.5668	0.5763	Ave		0.6680			0.2000	19.5		20.0			
Benzene	2.1444 1.2362	1.6112	1.4563	1.2232	1.2596	QuaF		1.2672	-0.015281		0.5000				1.0000		0.9900
1,4-Dioxane	1.4270 1.1686	0.9029	1.0902	1.1135	1.1872	Ave		1.1483				14.8		20.0			
Ethylene Dibromide	0.4805 0.3888	0.3859	0.4224	0.3793	0.3860	Ave		0.4072			0.1000	9.6		20.0			
1,2,3-Trichloropropane	0.8118 0.6140	0.6433	0.6770	0.6028	0.6246	Ave		0.6622				11.7		20.0			
1,2-Dibromo-3-Chloropropane	0.0786 0.0691	0.0666	0.0924	0.0702	0.0713	Ave		0.0747			0.0500	12.8		20.0			
1,2-Dichloroethane-d4 (Surr)	0.3320 0.3166	0.3355	0.3190	0.2991	0.3093	Ave		0.3186				4.3		20.0			
4-Bromofluorobenzene	0.7134 0.6902	0.6917	0.7160	0.6914	0.6878	Ave		0.6984				1.8		20.0			

Note: The m1 coefficient is the same as Ave RRF for an Ave curve type.

FORM V
GC/MS VOA INSTRUMENT PERFORMANCE CHECK
BROMOFLUOROBENZENE (BFB)

Lab Name: TestAmerica Edison Job No.: 460-116748-1

SDG No.:

Lab File ID: N95285.D BFB Injection Date: 07/17/2016

Instrument ID: CVOAMS11 BFB Injection Time: 09:25

Analysis Batch No.: 379476

M/E	ION ABUNDANCE CRITERIA	% RELATIVE ABUNDANCE	
50	15.0 - 40.0 % of mass 95	19.2	
75	30.0 - 60.0 % of mass 95	48.3	
95	Base Peak, 100% relative abundance	100.0	
96	5.0 - 9.0 % of mass 95	6.8	
173	Less than 2.0 % of mass 174	0.0	(0.0) 1
174	50.0 - 120.00 % of mass 95	75.1	
175	5.0 - 9.0 % of mass 174	6.3	(8.4) 1
176	95.0 - 101.0 % of mass 174	71.7	(95.5) 1
177	5.0 - 9.0 % of mass 176	4.6	(6.4) 2

1-Value is % mass 174 2-Value is % mass 176

THIS CHECK APPLIES TO THE FOLLOWING SAMPLES, MS, MSD, BLANKS AND STANDARDS:

CLIENT SAMPLE ID	LAB SAMPLE ID	LAB FILE ID	DATE ANALYZED	TIME ANALYZED
	CCVIS 460-379476/2	N95286.D	07/17/2016	10:15
	LCS 460-379476/3	N95287.D	07/17/2016	10:54
	LCSD 460-379476/4	N95288.D	07/17/2016	11:19
	MB 460-379476/6	N95290.D	07/17/2016	12:19
QC-TB070816	460-116748-5	N95291.D	07/17/2016	12:44
QC-EB070816	460-116748-6	N95292.D	07/17/2016	13:09
QC-TB070716	460-116748-11	N95293.D	07/17/2016	13:34
QC-EB070716	460-116748-12	N95294.D	07/17/2016	13:59
IW-N13221-XX	460-116748-2	N95296.D	07/17/2016	14:49
IW-N13266-XX	460-116748-3	N95297.D	07/17/2016	15:14
IW-N13889-XX	460-116748-4	N95298.D	07/17/2016	15:39
MW-22ML-XX	460-116748-7	N95299.D	07/17/2016	16:04
MW-22GL-XX	460-116748-8	N95300.D	07/17/2016	16:29
MW-8GU-XX	460-116748-9	N95301.D	07/17/2016	16:54
MW-8GL-XX	460-116748-10	N95302.D	07/17/2016	17:19
MW-1GL-XX	460-116748-13	N95303.D	07/17/2016	17:44
MW-1MI-XX	460-116748-14	N95304.D	07/17/2016	18:09
MW-1MI/L-XX	460-116748-15	N95305.D	07/17/2016	18:34
MW-17GL-XX	460-116748-16	N95306.D	07/17/2016	18:59
MW-18GL-XX	460-116748-17	N95307.D	07/17/2016	19:24
MW-18ML-XX	460-116748-18	N95308.D	07/17/2016	19:49
MW-39MI-XX	460-116748-19	N95309.D	07/17/2016	20:14
MW-39MU-XX	460-116748-20	N95310.D	07/17/2016	20:39

FORM VII
GC/MS VOA CONTINUING CALIBRATION DATA

Lab Name: TestAmerica Edison Job No.: 460-116748-1

SDG No.:

Lab Sample ID: CCVIS 460-379476/2 Calibration Date: 07/17/2016 10:15

Instrument ID: CVOAMS11 Calib Start Date: 07/05/2016 18:01

GC Column: DB-624 ID: 0.18(mm) Calib End Date: 07/05/2016 20:25

Lab File ID: N95286.D Conc. Units: ug/L Heated Purge: (Y/N) N

ANALYTE	CURVE TYPE	AVE RRF	RRF	MIN RRF	CALC AMOUNT	SPIKE AMOUNT	%D	MAX %D
Chloroform	Ave	0.6680	0.7555	0.2000	0.565	0.500	13.1	20.0
Benzene	QuaF		1.523	0.5000	0.605	0.500	21.1*	20.0
1,4-Dioxane	Ave	1.148	1.416		24.7	20.0	23.3	50.0
Ethylene Dibromide	Ave	0.4072	0.4884	0.1000	0.600	0.500	19.9	20.0
1,2,3-Trichloropropane	Ave	0.6622	0.6695		0.505	0.500	1.1	20.0
1,2-Dibromo-3-Chloropropane	Ave	0.0747	0.0861	0.0500	0.576	0.500	15.2	50.0
1,2-Dichloroethane-d4 (Surr)	Ave	0.3186	0.3520		0.552	0.500	10.5	20.0
4-Bromofluorobenzene	Ave	0.6984	0.6868		0.492	0.500	-1.7	20.0

FORM V
GC/MS VOA INSTRUMENT PERFORMANCE CHECK
BROMOFLUOROBENZENE (BFB)

Lab Name: TestAmerica Edison Job No.: 460-116748-1

SDG No.:

Lab File ID: N95312.D BFB Injection Date: 07/18/2016

Instrument ID: CVOAMS11 BFB Injection Time: 06:12

Analysis Batch No.: 379539

M/E	ION ABUNDANCE CRITERIA	% RELATIVE ABUNDANCE	
50	15.0 - 40.0 % of mass 95	18.8	
75	30.0 - 60.0 % of mass 95	48.3	
95	Base Peak, 100% relative abundance	100.0	
96	5.0 - 9.0 % of mass 95	6.5	
173	Less than 2.0 % of mass 174	0.0	(0.0) 1
174	50.0 - 120.00 % of mass 95	74.1	
175	5.0 - 9.0 % of mass 174	5.9	(7.9) 1
176	95.0 - 101.0 % of mass 174	71.9	(96.9) 1
177	5.0 - 9.0 % of mass 176	4.9	(6.9) 2

1-Value is % mass 174 2-Value is % mass 176

THIS CHECK APPLIES TO THE FOLLOWING SAMPLES, MS, MSD, BLANKS AND STANDARDS:

CLIENT SAMPLE ID	LAB SAMPLE ID	LAB FILE ID	DATE ANALYZED	TIME ANALYZED
	CCVIS 460-379539/3	N95314.D	07/18/2016	07:02
	LCS 460-379539/4	N95315.D	07/18/2016	07:31
	LCSD 460-379539/6	N95317.D	07/18/2016	08:36
	MB 460-379539/9	N95320.D	07/18/2016	09:51
MW-22ML-XX	460-116748-7	N95321.D	07/18/2016	10:16
MW-8ML-XX	460-116748-21	N95322.D	07/18/2016	10:41
MW-1ML-XX	460-116748-22	N95323.D	07/18/2016	11:07
MW-17ML-XX	460-116748-23	N95324.D	07/18/2016	11:32
MW-39ML-XX	460-116748-26	N95325.D	07/18/2016	11:57

FORM VII
GC/MS VOA CONTINUING CALIBRATION DATA

Lab Name: TestAmerica Edison Job No.: 460-116748-1

SDG No.:

Lab Sample ID: CCVIS 460-379539/3 Calibration Date: 07/18/2016 07:02

Instrument ID: CVOAMS11 Calib Start Date: 07/05/2016 18:01

GC Column: DB-624 ID: 0.18(mm) Calib End Date: 07/05/2016 20:25

Lab File ID: N95314.D Conc. Units: ug/L Heated Purge: (Y/N) N

ANALYTE	CURVE TYPE	AVE RRF	RRF	MIN RRF	CALC AMOUNT	SPIKE AMOUNT	%D	MAX %D
Chloroform	Ave	0.6680	0.5886	0.2000	0.441	0.500	-11.9	20.0
Benzene	QuaF		1.180	0.5000	0.468	0.500	-6.4	20.0
1,4-Dioxane	Ave	1.148	0.9287		16.2	20.0	-19.1	50.0
Ethylene Dibromide	Ave	0.4072	0.3531	0.1000	0.434	0.500	-13.3	20.0
1,2,3-Trichloropropane	Ave	0.6622	0.5427		0.410	0.500	-18.0	20.0
1,2-Dibromo-3-Chloropropane	Ave	0.0747	0.0688	0.0500	0.460	0.500	-8.0	50.0
1,2-Dichloroethane-d4 (Surr)	Ave	0.3186	0.3695		0.580	0.500	16.0	20.0
4-Bromofluorobenzene	Ave	0.6984	0.6904		0.494	0.500	-1.2	20.0

FORM II
GC/MS VOA SURROGATE RECOVERY

Lab Name: TestAmerica Edison Job No.: 460-116748-1

SDG No.:

Matrix: Water Level: Low

GC Column (1): Rtx-624 ID: 0.25(mm)

Client Sample ID	Lab Sample ID	DCA #	TOL #	BFB #
IW-N2169-XX	460-116748-1	101	96	93
IW-N13221-XX	460-116748-2	99	96	95
IW-N13266-XX	460-116748-3	102	94	95
IW-N13889-XX	460-116748-4	105	97	95
QC-TB070816	460-116748-5	103	98	93
QC-EB070816	460-116748-6	101	97	97
MW-22ML-XX	460-116748-7	105	94	96
MW-22GL-XX	460-116748-8	97	97	95
MW-8GU-XX	460-116748-9	105	94	97
MW-8GL-XX	460-116748-10	100	97	95
QC-TB070716	460-116748-11	100	95	95
QC-EB070716	460-116748-12	104	96	97
MW-1GL-XX	460-116748-13	102	95	96
MW-1MI-XX	460-116748-14	101	95	94
MW-1MI/L-XX	460-116748-15	100	95	96
MW-17GL-XX	460-116748-16	101	95	94
MW-18GL-XX	460-116748-17	103	95	96
MW-18ML-XX	460-116748-18	100	95	96
MW-39MI-XX	460-116748-19	105	96	96
MW-39MU-XX	460-116748-20	105	94	98
MW-8ML-XX	460-116748-21	102	94	92
MW-1ML-XX	460-116748-22	103	92	93
MW-17ML-XX	460-116748-23	108	97	92
MW-51MI-XX	460-116748-24	102	98	94
MW-39ML-XX	460-116748-26	106	97	93
	MB 460-378703/8	101	97	97
	MB 460-378931/8	104	96	97
	LCS 460-378703/3	102	99	99
	LCS 460-378931/4	100	97	97
	LCSD 460-378703/5	102	96	99
	LCSD 460-378931/5	98	99	100
MW-51MI-XX MS	460-116748-24 MS	103	97	99
MW-51MI-XX MSD	460-116748-24 MSD	100	100	100

	QC LIMITS
DCA = 1,2-Dichloroethane-d4 (Surr)	76-114
TOL = Toluene-d8 (Surr)	88-110
BFB = Bromofluorobenzene	86-115

Column to be used to flag recovery values

FORM II OLM04.2/VOL

FORM II
GC/MS VOA SURROGATE RECOVERY

Lab Name: TestAmerica Edison Job No.: 460-116748-1

SDG No.:

Matrix: Water Level: Low

GC Column (1): Rtx-624 ID: 0.25(mm)

Client Sample ID	Lab Sample ID	DCA #	TOL #	BFB #
	STOBLK 460-378931/21	103	96	94

	QC LIMITS
DCA = 1,2-Dichloroethane-d4 (Surr)	76-114
TOL = Toluene-d8 (Surr)	88-110
BFB = Bromofluorobenzene	86-115

Column to be used to flag recovery values

FORM II OLM04.2/VOL

FORM VIII
GC/MS VOA INTERNAL STANDARD AREA AND RETENTION TIME SUMMARY

Lab Name: TestAmerica Edison Job No.: 460-116748-1

SDG No.:

Sample No.: CCVIS 460-378703/2 Date Analyzed: 07/12/2016 23:32

Instrument ID: CVOAMS7 GC Column: Rtx-624 ID: 0.25(mm)

Lab File ID (Standard): V45768.D Heated Purge: (Y/N) N

Calibration ID: 56633

		BCM		DFBZ		CBNZd5	
		AREA #	RT #	AREA #	RT #	AREA #	RT #
12/24 HOUR STD		150459	4.09	928980	4.78	877112	6.62
UPPER LIMIT		300918	4.59	1857960	5.28	1754224	7.12
LOWER LIMIT		75230	3.59	464490	4.28	438556	6.12
LAB SAMPLE ID	CLIENT SAMPLE ID						
LCS 460-378703/3		150610	4.09	960502	4.78	908839	6.62
LCSD 460-378703/5		150416	4.09	941063	4.78	901704	6.62
MB 460-378703/8		150060	4.09	902059	4.78	838638	6.62
460-116748-5	QC-TB070816	151153	4.09	909477	4.78	855567	6.62
460-116748-6	QC-EB070816	152497	4.09	899609	4.78	846383	6.62
460-116748-11	QC-TB070716	157145	4.09	876180	4.78	855747	6.62
460-116748-12	QC-EB070716	150822	4.09	916881	4.78	853862	6.62
460-116748-1	IW-N2169-XX	150673	4.09	897362	4.78	835521	6.62
460-116748-2	IW-N13221-XX	155471	4.09	914397	4.78	838058	6.62
460-116748-3	IW-N13266-XX	150376	4.09	904126	4.78	845962	6.62
460-116748-4	IW-N13889-XX	147654	4.09	905700	4.78	843702	6.62
460-116748-7	MW-22ML-XX	145362	4.09	862310	4.78	823896	6.62
460-116748-8	MW-22GL-XX	154320	4.09	892626	4.78	823615	6.62
460-116748-9	MW-8GU-XX	145015	4.09	877396	4.78	817706	6.62
460-116748-10	MW-8GL-XX	152914	4.09	890796	4.78	837168	6.62
460-116748-16	MW-17GL-XX	146583	4.09	868967	4.78	814163	6.62
460-116748-13	MW-1GL-XX	145358	4.09	865114	4.78	814390	6.62
460-116748-14	MW-1MI-XX	148684	4.09	875129	4.78	833881	6.62
460-116748-15	MW-1MI/L-XX	148251	4.09	868560	4.78	825835	6.62
460-116748-17	MW-18GL-XX	145515	4.09	869251	4.78	821457	6.62
460-116748-18	MW-18ML-XX	147715	4.09	872984	4.78	826133	6.62
460-116748-19	MW-39MI-XX	145736	4.09	875521	4.78	818999	6.62
460-116748-20	MW-39MU-XX	143186	4.09	820823	4.78	818645	6.62

BCM = Chlorobromomethane
DFBZ = 1,4-Difluorobenzene
CBNZd5 = Chlorobenzene-d5

Area Limit = 50%-200% of internal standard area
RT Limit = ± 0.5 minutes of internal standard RT

Column used to flag values outside QC limits

FORM VIII OLM04.2/VOL

FORM VIII
GC/MS VOA INTERNAL STANDARD AREA AND RETENTION TIME SUMMARY

Lab Name: TestAmerica Edison Job No.: 460-116748-1

SDG No.:

Sample No.: CCVIS 460-378931/3 Date Analyzed: 07/13/2016 21:35

Instrument ID: CVOAMS7 GC Column: Rtx-624 ID: 0.25(mm)

Lab File ID (Standard): V45797.D Heated Purge: (Y/N) N

Calibration ID: 56633

		BCM		DFBZ		CBNZd5	
		AREA #	RT #	AREA #	RT #	AREA #	RT #
12/24 HOUR STD		151540	4.09	884208	4.78	872254	6.62
UPPER LIMIT		303080	4.59	1768416	5.28	1744508	7.12
LOWER LIMIT		75770	3.59	442104	4.28	436127	6.12
LAB SAMPLE ID	CLIENT SAMPLE ID						
LCS 460-378931/4		148179	4.09	890745	4.78	865446	6.62
LCSD 460-378931/5		153668	4.09	893540	4.78	882345	6.62
MB 460-378931/8		146767	4.09	835347	4.78	827325	6.62
460-116748-21	MW-8ML-XX	146564	4.09	859775	4.78	824439	6.62
460-116748-22	MW-1ML-XX	145664	4.09	863485	4.78	823052	6.62
460-116748-23	MW-17ML-XX	139415	4.09	850682	4.78	802549	6.62
460-116748-24	MW-51MI-XX	141747	4.09	846623	4.78	792053	6.62
460-116748-26	MW-39ML-XX	140706	4.09	850271	4.78	797795	6.62
460-116748-24 MS	MW-51MI-XX MS	139402	4.09	850592	4.78	857466	6.62
460-116748-24 MSD	MW-51MI-XX MSD	144776	4.09	857910	4.78	834400	6.62
STOBLK 460-378931/21		143444	4.09	844104	4.78	799472	6.62

BCM = Chlorobromomethane
DFBZ = 1,4-Difluorobenzene
CBNZd5 = Chlorobenzene-d5

Area Limit = 50%-200% of internal standard area
RT Limit = ± 0.5 minutes of internal standard RT

Column used to flag values outside QC limits

FORM VIII OLM04.2/VOL

FORM IV
GC/MS VOA METHOD BLANK SUMMARY

Lab Name: TestAmerica Edison Job No.: 460-116748-1

SDG No.:

Lab File ID: V45774.D Lab Sample ID: MB 460-378703/8

Matrix: Water Heated Purge:(Y/N) N

Instrument ID: CVOAMS7 Date Analyzed: 07/13/2016 02:16

GC Column: Rtx-624 ID: 0.25(mm)

THIS METHOD BLANK APPLIES TO THE FOLLOWING SAMPLES:

CLIENT SAMPLE ID	LAB SAMPLE ID	LAB FILE ID	DATE ANALYZED
	LCS 460-378703/3	V45769.D	07/13/2016 00:18
	LCSD 460-378703/5	V45771.D	07/13/2016 01:05
QC-TB070816	460-116748-5	V45775.D	07/13/2016 02:40
QC-EB070816	460-116748-6	V45776.D	07/13/2016 03:04
QC-TB070716	460-116748-11	V45777.D	07/13/2016 03:27
QC-EB070716	460-116748-12	V45778.D	07/13/2016 03:51
IW-N2169-XX	460-116748-1	V45779.D	07/13/2016 04:15
IW-N13221-XX	460-116748-2	V45780.D	07/13/2016 04:38
IW-N13266-XX	460-116748-3	V45781.D	07/13/2016 05:02
IW-N13889-XX	460-116748-4	V45782.D	07/13/2016 05:26
MW-22ML-XX	460-116748-7	V45783.D	07/13/2016 05:49
MW-22GL-XX	460-116748-8	V45784.D	07/13/2016 06:15
MW-8GU-XX	460-116748-9	V45785.D	07/13/2016 06:39
MW-8GL-XX	460-116748-10	V45786.D	07/13/2016 07:03
MW-17GL-XX	460-116748-16	V45787.D	07/13/2016 07:26
MW-1GL-XX	460-116748-13	V45788.D	07/13/2016 07:50
MW-1MI-XX	460-116748-14	V45789.D	07/13/2016 08:14
MW-1MI/L-XX	460-116748-15	V45790.D	07/13/2016 08:37
MW-18GL-XX	460-116748-17	V45791.D	07/13/2016 09:01
MW-18ML-XX	460-116748-18	V45792.D	07/13/2016 09:25
MW-39MI-XX	460-116748-19	V45793.D	07/13/2016 09:49
MW-39MU-XX	460-116748-20	V45794.D	07/13/2016 10:13

FORM I
GC/MS VOA ORGANICS ANALYSIS DATA SHEET

Lab Name: TestAmerica Edison | Job No.: 460-116748-1

SDG No.:

Client Sample ID: | Lab Sample ID: MB 460-378703/8

Matrix: Water | Lab File ID: V45774.D

Analysis Method: OLM04.2/VOL | Date Collected:

Sample wt/vol: 5(mL) | Date Analyzed: 07/13/2016 02:16

Soil Aliquot Vol: | Dilution Factor: 1

Soil Extract Vol.: | GC Column: Rtx-624 ID: 0.25(mm)

% Moisture: | Level: (low/med) Low

Analysis Batch No.: 378703 | Units: ug/L

CAS NO.	COMPOUND NAME	RESULT	Q	RL	MDL
71-55-6	1,1,1-Trichloroethane	1.0	U	1.0	0.10
79-34-5	1,1,2,2-Tetrachloroethane	1.0	U	1.0	0.10
76-13-1	1,1,2-Trichloro-1,2,2-trifluoroethane	1.0	U	1.0	0.10
76-13-1	Freon 113	1.0	U	1.0	0.10
79-00-5	1,1,2-Trichloroethane	1.0	U	1.0	0.10
75-34-3	1,1-Dichloroethane	1.0	U	1.0	0.10
75-35-4	1,1-Dichloroethene	1.0	U	1.0	0.10
120-82-1	1,2,4-Trichlorobenzene	1.0	U	1.0	0.10
96-12-8	1,2-Dibromo-3-Chloropropane	1.0	U	1.0	0.10
106-93-4	1,2-Dibromoethane	1.0	U	1.0	0.10
95-50-1	1,2-Dichlorobenzene	1.0	U	1.0	0.10
107-06-2	1,2-Dichloroethane	1.0	U	1.0	0.10
78-87-5	1,2-Dichloropropane	1.0	U	1.0	0.10
541-73-1	1,3-Dichlorobenzene	1.0	U	1.0	0.10
106-46-7	1,4-Dichlorobenzene	1.0	U	1.0	0.10
591-78-6	2-Hexanone	1.0	U	1.0	0.10
67-64-1	Acetone	1.0	U	1.0	0.10
71-43-2	Benzene	1.0	U	1.0	0.10
75-27-4	Bromodichloromethane	1.0	U	1.0	0.10
75-25-2	Bromoform	1.0	U	1.0	0.10
74-83-9	Bromomethane	1.0	U	1.0	0.10
75-15-0	Carbon disulfide	1.0	U	1.0	0.10
56-23-5	Carbon tetrachloride	1.0	U	1.0	0.10
108-90-7	Chlorobenzene	1.0	U	1.0	0.10
75-45-6	Chlorodifluoromethane	1.0	U	1.0	0.10
75-00-3	Chloroethane	1.0	U	1.0	0.10
67-66-3	Chloroform	1.0	U	1.0	0.10
74-87-3	Chloromethane	1.0	U	1.0	0.10
156-59-2	cis-1,2-Dichloroethene	1.0	U	1.0	0.10
10061-01-5	cis-1,3-Dichloropropene	1.0	U	1.0	0.10
110-82-7	Cyclohexane	1.0	U	1.0	0.10
124-48-1	Dibromochloromethane	1.0	U	1.0	0.10
75-71-8	Dichlorodifluoromethane	1.0	U	1.0	0.10
100-41-4	Ethylbenzene	1.0	U	1.0	0.10
75-69-4	Freon 11	1.0	U	1.0	0.10

FORM I
GC/MS VOA ORGANICS ANALYSIS DATA SHEET

Lab Name: TestAmerica Edison
Job No.: 460-116748-1
SDG No.:
Client Sample ID:
Lab Sample ID: MB 460-378703/8
Matrix: Water
Lab File ID: V45774.D
Analysis Method: OLM04.2/VOL
Date Collected:
Sample wt/vol: 5(mL)
Date Analyzed: 07/13/2016 02:16
Soil Aliquot Vol:
Dilution Factor: 1
Soil Extract Vol.:
GC Column: Rtx-624 ID: 0.25(mm)
% Moisture:
Level: (low/med) Low
Analysis Batch No.: 378703
Units: ug/L

CAS NO.	COMPOUND NAME	RESULT	Q	RL	MDL
76-15-3	Freon 115	1.0	U	1.0	0.10
306-83-2	Freon 123	1.0	U	1.0	0.10
75-37-6	Freon 152a	1.0	U	1.0	0.10
98-82-8	Isopropylbenzene	1.0	U	1.0	0.10
179601-23-1	m&p-Xylene	1.0	U	1.0	0.10
79-20-9	Methyl acetate	1.0	U	1.0	0.10
78-93-3	Methyl ethyl ketone (MEK)	1.0	U	1.0	0.10
108-10-1	Methyl isobutyl ketone (MIBK)	1.0	U	1.0	0.10
1634-04-4	Methyl tert-butyl ether	1.0	U	1.0	0.10
108-87-2	Methylcyclohexane	1.0	U	1.0	0.10
75-09-2	Methylene Chloride	1.0	U	1.0	0.10
95-47-6	o-Xylene	1.0	U	1.0	0.10
100-42-5	Styrene	1.0	U	1.0	0.10
127-18-4	Tetrachloroethene	1.0	U	1.0	0.10
127-18-4	Tetrachloroethene (PCE)	1.0	U	1.0	0.10
108-88-3	Toluene	1.0	U	1.0	0.10
156-60-5	trans-1,2-Dichloroethene	1.0	U	1.0	0.10
10061-02-6	trans-1,3-Dichloropropene	1.0	U	1.0	0.10
79-01-6	Trichloroethene	1.0	U	1.0	0.10
79-01-6	Trichloroethene (TCE)	1.0	U	1.0	0.10
75-01-4	Vinyl chloride	1.0	U	1.0	0.10
1330-20-7	Xylenes, Total	1.0	U	1.0	0.10

CAS NO.	SURROGATE	%REC	Q	LIMITS
460-00-4	Bromofluorobenzene	97		86-115
17060-07-0	1,2-Dichloroethane-d4 (Surr)	101		76-114
2037-26-5	Toluene-d8 (Surr)	97		88-110

FORM I
GC/MS VOA ORGANICS ANALYSIS DATA SHEET
TENTATIVELY IDENTIFIED COMPOUNDS

Lab Name: TestAmerica Edison Job No.: 460-116748-1

SDG No.:

Client Sample ID: Lab Sample ID: MB 460-378703/8

Matrix: Water Lab File ID: V45774.D

Analysis Method: OLM04.2/VOL Date Collected:

Sample wt/vol: 5(mL) Date Analyzed: 07/13/2016 02:16

Soil Aliquot Vol: Dilution Factor: 1

Soil Extract Vol.: GC Column: Rtx-624 ID: 0.25(mm)

% Moisture: Level: (low/med) Low

Analysis Batch No.: 378703 Units: ug/L

Number TICs Found: 0 TIC Result Total: 0

CAS NO.	COMPOUND NAME	RT	RESULT	Q	MATCH QUALITY
	Tentatively Identified Compound		None		

FORM III
GC/MS VOA LAB CONTROL SAMPLE RECOVERY

Lab Name: TestAmerica Edison Job No.: 460-116748-1

SDG No.:

Matrix: Water Level: Low Lab File ID: V45769.D

Lab ID: LCS 460-378703/3 Client ID:

COMPOUND	SPIKE ADDED (ug/L)	LCS CONCENTRATION (ug/L)	LCS % REC	QC LIMITS REC	#
1,1,1-Trichloroethane	50.0	50.0	100	70-130	
1,1,2,2-Tetrachloroethane	50.0	49.1	98	70-130	
1,1,2-Trichloro-1,2,2-trifluoroethane	50.0	51.1	102	70-130	
Freon 113	50.0	51.1	102	70-130	
1,1,2-Trichloroethane	50.0	49.8	100	70-130	
1,1-Dichloroethane	50.0	51.6	103	70-130	
1,1-Dichloroethene	50.0	51.1	102	61-145	
1,2,4-Trichlorobenzene	50.0	54.8	110	70-130	
1,2-Dibromo-3-Chloropropane	50.0	52.3	105	70-130	
1,2-Dibromoethane	50.0	49.6	99	70-130	
1,2-Dichlorobenzene	50.0	51.2	102	70-130	
1,2-Dichloroethane	50.0	51.2	102	70-130	
1,2-Dichloropropane	50.0	51.3	103	70-130	
1,3-Dichlorobenzene	50.0	51.7	103	70-130	
1,4-Dichlorobenzene	50.0	51.0	102	70-130	
2-Hexanone	50.0	50.7	101	70-130	
Acetone	50.0	61.4	123	70-130	
Benzene	50.0	50.4	101	76-127	
Bromodichloromethane	50.0	50.8	102	70-130	
Bromoform	50.0	49.3	99	70-130	
Bromomethane	50.0	51.2	102	70-130	
Carbon disulfide	50.0	51.9	104	70-130	
Carbon tetrachloride	50.0	50.9	102	70-130	
Chlorobenzene	50.0	50.8	102	75-130	
Chlorodifluoromethane	50.0	51.8	104	70-130	
Chloroethane	50.0	48.7	97	70-130	
Chloroform	50.0	51.7	103	70-130	
Chloromethane	50.0	51.2	102	70-130	
cis-1,2-Dichloroethene	50.0	51.5	103	70-130	
cis-1,3-Dichloropropene	50.0	50.8	102	70-130	
Cyclohexane	50.0	51.6	103	70-130	
Dibromochloromethane	50.0	50.0	100	70-130	
Dichlorodifluoromethane	50.0	51.5	103	70-130	
Ethylbenzene	50.0	50.1	100	70-130	
Freon 11	50.0	50.9	102	70-130	
Freon 115	50.0	55.3	111	70-130	
Freon 123	50.0	52.2	104	70-130	
Freon 152a	50.0	50.6	101	70-130	
Isopropylbenzene	50.0	51.4	103	70-130	
m&p-Xylene	100	105	105	70-130	
Methyl acetate	50.0	50.3	101	70-130	

Column to be used to flag recovery and RPD values

FORM III OLM04.2/VOL

FORM III
GC/MS VOA LAB CONTROL SAMPLE RECOVERY

Lab Name: TestAmerica Edison Job No.: 460-116748-1

SDG No.:

Matrix: Water Level: Low Lab File ID: V45769.D

Lab ID: LCS 460-378703/3 Client ID:

COMPOUND	SPIKE ADDED (ug/L)	LCS CONCENTRATION (ug/L)	LCS % REC	QC LIMITS REC	#
Methyl ethyl ketone (MEK)	50.0	52.3	105	70-130	
Methyl isobutyl ketone (MIBK)	50.0	50.2	100	70-130	
Methyl tert-butyl ether	50.0	52.0	104	70-130	
Methylcyclohexane	50.0	51.1	102	70-130	
Methylene Chloride	50.0	50.9	102	70-130	
o-Xylene	50.0	51.3	103	70-130	
Styrene	50.0	50.3	101	70-130	
Tetrachloroethene	50.0	50.8	102	70-130	
Tetrachloroethene (PCE)	50.0	50.8	102	70-130	
Toluene	50.0	50.3	101	76-125	
trans-1,2-Dichloroethene	50.0	51.9	104	70-130	
trans-1,3-Dichloropropene	50.0	50.7	101	70-130	
Trichloroethene	50.0	53.1	106	71-120	
Trichloroethene (TCE)	50.0	53.1	106	71-120	
Vinyl chloride	50.0	49.6	99	70-130	
Xylenes, Total	150	157	104	70-130	

Column to be used to flag recovery and RPD values

FORM III OLM04.2/VOL

FORM III
GC/MS VOA LAB CONTROL SAMPLE DUPLICATE RECOVERY

Lab Name: TestAmerica Edison Job No.: 460-116748-1

SDG No.:

Matrix: Water Level: Low Lab File ID: V45771.D

Lab ID: LCSD 460-378703/5 Client ID:

COMPOUND	SPIKE ADDED (ug/L)	LCSD CONCENTRATION (ug/L)	LCSD % REC	% RPD	QC LIMITS RPD	QC LIMITS REC	#
1,1,1-Trichloroethane	50.0	52.0	104	4	30	70-130	
1,1,2,2-Tetrachloroethane	50.0	50.8	102	3	30	70-130	
1,1,2-Trichloro-1,2,2-trifluoroethane	50.0	39.6	79	25	30	70-130	
Freon 113	50.0	39.6	79	25	30	70-130	
1,1,2-Trichloroethane	50.0	51.3	103	3	30	70-130	
1,1-Dichloroethane	50.0	51.6	103	0	30	70-130	
1,1-Dichloroethene	50.0	50.8	102	1	14	61-145	
1,2,4-Trichlorobenzene	50.0	52.8	106	4	30	70-130	
1,2-Dibromo-3-Chloropropane	50.0	51.4	103	2	30	70-130	
1,2-Dibromoethane	50.0	48.7	97	2	30	70-130	
1,2-Dichlorobenzene	50.0	47.1	94	8	30	70-130	
1,2-Dichloroethane	50.0	51.9	104	1	30	70-130	
1,2-Dichloropropane	50.0	51.2	102	0	30	70-130	
1,3-Dichlorobenzene	50.0	46.8	94	10	30	70-130	
1,4-Dichlorobenzene	50.0	46.7	93	9	30	70-130	
2-Hexanone	50.0	53.2	106	5	30	70-130	
Acetone	50.0	40.8	82	40	30	70-130	*
Benzene	50.0	51.4	103	2	11	76-127	
Bromodichloromethane	50.0	50.1	100	2	30	70-130	
Bromoform	50.0	51.0	102	3	30	70-130	
Bromomethane	50.0	51.6	103	1	30	70-130	
Carbon disulfide	50.0	48.8	98	6	30	70-130	
Carbon tetrachloride	50.0	53.5	107	5	30	70-130	
Chlorobenzene	50.0	50.8	102	0	13	75-130	
Chlorodifluoromethane	50.0	47.9	96	8	30	70-130	
Chloroethane	50.0	48.2	96	1	30	70-130	
Chloroform	50.0	52.5	105	2	30	70-130	
Chloromethane	50.0	47.7	95	7	30	70-130	
cis-1,2-Dichloroethene	50.0	51.7	103	0	30	70-130	
cis-1,3-Dichloropropene	50.0	51.2	102	1	30	70-130	
Cyclohexane	50.0	42.4	85	20	30	70-130	
Dibromochloromethane	50.0	50.3	101	1	30	70-130	
Dichlorodifluoromethane	50.0	40.6	81	24	30	70-130	
Ethylbenzene	50.0	49.3	99	2	30	70-130	
Freon 11	50.0	42.2	84	19	30	70-130	
Freon 115	50.0	49.5	99	11	30	70-130	
Freon 123	50.0	47.6	95	9	30	70-130	
Freon 152a	50.0	45.4	91	11	30	70-130	
Isopropylbenzene	50.0	45.3	91	13	30	70-130	
m&p-Xylene	100	104	104	1	30	70-130	
Methyl acetate	50.0	48.9	98	3	30	70-130	

Column to be used to flag recovery and RPD values

FORM III OLM04.2/VOL

FORM III
GC/MS VOA LAB CONTROL SAMPLE DUPLICATE RECOVERY

Lab Name: TestAmerica Edison Job No.: 460-116748-1

SDG No.:

Matrix: Water Level: Low Lab File ID: V45771.D

Lab ID: LCSD 460-378703/5 Client ID:

COMPOUND	SPIKE ADDED (ug/L)	LCSD CONCENTRATION (ug/L)	LCSD % REC	% RPD	QC LIMITS RPD	QC LIMITS REC	#
Methyl ethyl ketone (MEK)	50.0	51.4	103	2	30	70-130	
Methyl isobutyl ketone (MIBK)	50.0	52.6	105	5	30	70-130	
Methyl tert-butyl ether	50.0	48.3	97	7	30	70-130	
Methylcyclohexane	50.0	41.3	83	21	30	70-130	
Methylene Chloride	50.0	51.4	103	1	30	70-130	
o-Xylene	50.0	50.4	101	2	30	70-130	
Styrene	50.0	50.3	101	0	30	70-130	
Tetrachloroethene	50.0	51.8	104	2	30	70-130	
Tetrachloroethene (PCE)	50.0	51.8	104	2	30	70-130	
Toluene	50.0	50.5	101	0	13	76-125	
trans-1,2-Dichloroethene	50.0	50.1	100	4	30	70-130	
trans-1,3-Dichloropropene	50.0	52.0	104	2	30	70-130	
Trichloroethene	50.0	51.6	103	3	14	71-120	
Trichloroethene (TCE)	50.0	51.6	103	3	14	71-120	
Vinyl chloride	50.0	48.0	96	3	30	70-130	
Xylenes, Total	150	155	103	1	30	70-130	

Column to be used to flag recovery and RPD values

FORM III OLM04.2/VOL

FORM IV
GC/MS VOA METHOD BLANK SUMMARY

Lab Name: TestAmerica Edison Job No.: 460-116748-1

SDG No.:

Lab File ID: V45802.D Lab Sample ID: MB 460-378931/8

Matrix: Water Heated Purge:(Y/N) N

Instrument ID: CVOAMS7 Date Analyzed: 07/13/2016 23:42

GC Column: Rtx-624 ID: 0.25(mm)

THIS METHOD BLANK APPLIES TO THE FOLLOWING SAMPLES:

CLIENT SAMPLE ID	LAB SAMPLE ID	LAB FILE ID	DATE ANALYZED
	LCS 460-378931/4	V45798.D	07/13/2016 21:58
	LCSD 460-378931/5	V45799.D	07/13/2016 22:22
MW-8ML-XX	460-116748-21	V45803.D	07/14/2016 00:06
MW-1ML-XX	460-116748-22	V45804.D	07/14/2016 00:30
MW-17ML-XX	460-116748-23	V45805.D	07/14/2016 00:54
MW-51MI-XX	460-116748-24	V45806.D	07/14/2016 01:18
MW-39ML-XX	460-116748-26	V45807.D	07/14/2016 01:42
MW-51MI-XX MS	460-116748-24 MS	V45810.D	07/14/2016 02:54
MW-51MI-XX MSD	460-116748-24 MSD	V45811.D	07/14/2016 03:18
	STOBLK 460-378931/21	V45815.D	07/14/2016 04:53

FORM I
GC/MS VOA ORGANICS ANALYSIS DATA SHEET

Lab Name: TestAmerica Edison | Job No.: 460-116748-1

SDG No.:

Client Sample ID: | Lab Sample ID: MB 460-378931/8

Matrix: Water | Lab File ID: V45802.D

Analysis Method: OLM04.2/VOL | Date Collected:

Sample wt/vol: 5(mL) | Date Analyzed: 07/13/2016 23:42

Soil Aliquot Vol: | Dilution Factor: 1

Soil Extract Vol.: | GC Column: Rtx-624 ID: 0.25(mm)

% Moisture: | Level: (low/med) Low

Analysis Batch No.: 378931 | Units: ug/L

CAS NO.	COMPOUND NAME	RESULT	Q	RL	MDL
71-55-6	1,1,1-Trichloroethane	1.0	U	1.0	0.10
79-34-5	1,1,2,2-Tetrachloroethane	1.0	U	1.0	0.10
76-13-1	1,1,2-Trichloro-1,2,2-trifluoroethane	1.0	U	1.0	0.10
76-13-1	Freon 113	1.0	U	1.0	0.10
79-00-5	1,1,2-Trichloroethane	1.0	U	1.0	0.10
75-34-3	1,1-Dichloroethane	1.0	U	1.0	0.10
75-35-4	1,1-Dichloroethene	1.0	U	1.0	0.10
120-82-1	1,2,4-Trichlorobenzene	1.0	U	1.0	0.10
96-12-8	1,2-Dibromo-3-Chloropropane	1.0	U	1.0	0.10
106-93-4	1,2-Dibromoethane	1.0	U	1.0	0.10
95-50-1	1,2-Dichlorobenzene	1.0	U	1.0	0.10
107-06-2	1,2-Dichloroethane	1.0	U	1.0	0.10
78-87-5	1,2-Dichloropropane	1.0	U	1.0	0.10
541-73-1	1,3-Dichlorobenzene	1.0	U	1.0	0.10
106-46-7	1,4-Dichlorobenzene	1.0	U	1.0	0.10
591-78-6	2-Hexanone	1.0	U	1.0	0.10
67-64-1	Acetone	1.0	U	1.0	0.10
71-43-2	Benzene	1.0	U	1.0	0.10
75-27-4	Bromodichloromethane	1.0	U	1.0	0.10
75-25-2	Bromoform	1.0	U	1.0	0.10
74-83-9	Bromomethane	1.0	U	1.0	0.10
75-15-0	Carbon disulfide	1.0	U	1.0	0.10
56-23-5	Carbon tetrachloride	1.0	U	1.0	0.10
108-90-7	Chlorobenzene	1.0	U	1.0	0.10
75-45-6	Chlorodifluoromethane	1.0	U	1.0	0.10
75-00-3	Chloroethane	1.0	U	1.0	0.10
67-66-3	Chloroform	1.0	U	1.0	0.10
74-87-3	Chloromethane	1.0	U	1.0	0.10
156-59-2	cis-1,2-Dichloroethene	1.0	U	1.0	0.10
10061-01-5	cis-1,3-Dichloropropene	1.0	U	1.0	0.10
110-82-7	Cyclohexane	1.0	U	1.0	0.10
124-48-1	Dibromochloromethane	1.0	U	1.0	0.10
75-71-8	Dichlorodifluoromethane	1.0	U	1.0	0.10
100-41-4	Ethylbenzene	1.0	U	1.0	0.10
75-69-4	Freon 11	1.0	U	1.0	0.10

FORM I
GC/MS VOA ORGANICS ANALYSIS DATA SHEET

Lab Name: TestAmerica Edison | Job No.: 460-116748-1
SDG No.:
Client Sample ID: | Lab Sample ID: MB 460-378931/8
Matrix: Water | Lab File ID: V45802.D
Analysis Method: OLM04.2/VOL | Date Collected:
Sample wt/vol: 5(mL) | Date Analyzed: 07/13/2016 23:42
Soil Aliquot Vol: | Dilution Factor: 1
Soil Extract Vol.: | GC Column: Rtx-624 ID: 0.25(mm)
% Moisture: | Level: (low/med) Low
Analysis Batch No.: 378931 | Units: ug/L

CAS NO.	COMPOUND NAME	RESULT	Q	RL	MDL
76-15-3	Freon 115	1.0	U	1.0	0.10
306-83-2	Freon 123	1.0	U	1.0	0.10
75-37-6	Freon 152a	1.0	U	1.0	0.10
98-82-8	Isopropylbenzene	1.0	U	1.0	0.10
179601-23-1	m&p-Xylene	1.0	U	1.0	0.10
79-20-9	Methyl acetate	1.0	U	1.0	0.10
78-93-3	Methyl ethyl ketone (MEK)	1.0	U	1.0	0.10
108-10-1	Methyl isobutyl ketone (MIBK)	1.0	U	1.0	0.10
1634-04-4	Methyl tert-butyl ether	1.0	U	1.0	0.10
108-87-2	Methylcyclohexane	1.0	U	1.0	0.10
75-09-2	Methylene Chloride	1.0	U	1.0	0.10
95-47-6	o-Xylene	1.0	U	1.0	0.10
100-42-5	Styrene	1.0	U	1.0	0.10
127-18-4	Tetrachloroethene	1.0	U	1.0	0.10
127-18-4	Tetrachloroethene (PCE)	1.0	U	1.0	0.10
108-88-3	Toluene	1.0	U	1.0	0.10
156-60-5	trans-1,2-Dichloroethene	1.0	U	1.0	0.10
10061-02-6	trans-1,3-Dichloropropene	1.0	U	1.0	0.10
79-01-6	Trichloroethene	1.0	U	1.0	0.10
79-01-6	Trichloroethene (TCE)	1.0	U	1.0	0.10
75-01-4	Vinyl chloride	1.0	U	1.0	0.10
1330-20-7	Xylenes, Total	1.0	U	1.0	0.10

CAS NO.	SURROGATE	%REC	Q	LIMITS
460-00-4	Bromofluorobenzene	97		86-115
17060-07-0	1,2-Dichloroethane-d4 (Surr)	104		76-114
2037-26-5	Toluene-d8 (Surr)	96		88-110

FORM I
GC/MS VOA ORGANICS ANALYSIS DATA SHEET
TENTATIVELY IDENTIFIED COMPOUNDS

Lab Name: TestAmerica Edison
Job No.: 460-116748-1
SDG No.:
Client Sample ID:
Lab Sample ID: MB 460-378931/8
Matrix: Water
Lab File ID: V45802.D
Analysis Method: OLM04.2/VOL
Date Collected:
Sample wt/vol: 5(mL)
Date Analyzed: 07/13/2016 23:42
Soil Aliquot Vol:
Dilution Factor: 1
Soil Extract Vol.:
GC Column: Rtx-624 ID: 0.25(mm)
% Moisture:
Level: (low/med) Low
Analysis Batch No.: 378931
Units: ug/L
Number TICs Found: 0
TIC Result Total: 0

CAS NO.	COMPOUND NAME	RT	RESULT	Q	MATCH QUALITY
	Tentatively Identified Compound		None		

FORM III
GC/MS VOA LAB CONTROL SAMPLE RECOVERY

Lab Name: TestAmerica Edison Job No.: 460-116748-1

SDG No.:

Matrix: Water Level: Low Lab File ID: V45798.D

Lab ID: LCS 460-378931/4 Client ID:

COMPOUND	SPIKE ADDED (ug/L)	LCS CONCENTRATION (ug/L)	LCS % REC	QC LIMITS REC	#
1,1,1-Trichloroethane	50.0	51.4	103	70-130	
1,1,2,2-Tetrachloroethane	50.0	50.0	100	70-130	
1,1,2-Trichloro-1,2,2-trifluoroethane	50.0	53.8	108	70-130	
Freon 113	50.0	53.8	108	70-130	
1,1,2-Trichloroethane	50.0	50.8	102	70-130	
1,1-Dichloroethane	50.0	53.5	107	70-130	
1,1-Dichloroethene	50.0	55.0	110	61-145	
1,2,4-Trichlorobenzene	50.0	52.5	105	70-130	
1,2-Dibromo-3-Chloropropane	50.0	53.4	107	70-130	
1,2-Dibromoethane	50.0	52.4	105	70-130	
1,2-Dichlorobenzene	50.0	51.2	102	70-130	
1,2-Dichloroethane	50.0	53.2	106	70-130	
1,2-Dichloropropane	50.0	52.2	104	70-130	
1,3-Dichlorobenzene	50.0	51.5	103	70-130	
1,4-Dichlorobenzene	50.0	50.9	102	70-130	
2-Hexanone	50.0	50.9	102	70-130	
Acetone	50.0	56.5	113	70-130	
Benzene	50.0	52.5	105	76-127	
Bromodichloromethane	50.0	51.8	104	70-130	
Bromoform	50.0	49.6	99	70-130	
Bromomethane	50.0	55.0	110	70-130	
Carbon disulfide	50.0	55.3	111	70-130	
Carbon tetrachloride	50.0	53.6	107	70-130	
Chlorobenzene	50.0	52.3	105	75-130	
Chlorodifluoromethane	50.0	57.0	114	70-130	
Chloroethane	50.0	55.5	111	70-130	
Chloroform	50.0	54.2	108	70-130	
Chloromethane	50.0	55.6	111	70-130	
cis-1,2-Dichloroethene	50.0	54.0	108	70-130	
cis-1,3-Dichloropropene	50.0	52.4	105	70-130	
Cyclohexane	50.0	51.7	103	70-130	
Dibromochloromethane	50.0	51.4	103	70-130	
Dichlorodifluoromethane	50.0	53.9	108	70-130	
Ethylbenzene	50.0	51.8	104	70-130	
Freon 11	50.0	55.3	111	70-130	
Freon 115	50.0	58.3	117	70-130	
Freon 123	50.0	53.6	107	70-130	
Freon 152a	50.0	53.1	106	70-130	
Isopropylbenzene	50.0	51.2	102	70-130	
m&p-Xylene	100	106	106	70-130	
Methyl acetate	50.0	52.5	105	70-130	

Column to be used to flag recovery and RPD values

FORM III OLM04.2/VOL

FORM III
GC/MS VOA LAB CONTROL SAMPLE RECOVERY

Lab Name: TestAmerica Edison Job No.: 460-116748-1

SDG No.:

Matrix: Water Level: Low Lab File ID: V45798.D

Lab ID: LCS 460-378931/4 Client ID:

COMPOUND	SPIKE ADDED (ug/L)	LCS CONCENTRATION (ug/L)	LCS % REC	QC LIMITS REC	#
Methyl ethyl ketone (MEK)	50.0	50.0	100	70-130	
Methyl isobutyl ketone (MIBK)	50.0	51.2	102	70-130	
Methyl tert-butyl ether	50.0	52.3	105	70-130	
Methylcyclohexane	50.0	51.9	104	70-130	
Methylene Chloride	50.0	55.0	110	70-130	
o-Xylene	50.0	52.9	106	70-130	
Styrene	50.0	51.3	103	70-130	
Tetrachloroethene	50.0	53.7	107	70-130	
Tetrachloroethene (PCE)	50.0	53.7	107	70-130	
Toluene	50.0	53.0	106	76-125	
trans-1,2-Dichloroethene	50.0	54.4	109	70-130	
trans-1,3-Dichloropropene	50.0	51.2	102	70-130	
Trichloroethene	50.0	52.6	105	71-120	
Trichloroethene (TCE)	50.0	52.6	105	71-120	
Vinyl chloride	50.0	55.6	111	70-130	
Xylenes, Total	150	159	106	70-130	

Column to be used to flag recovery and RPD values

FORM III OLM04.2/VOL

FORM III
GC/MS VOA LAB CONTROL SAMPLE DUPLICATE RECOVERY

Lab Name: TestAmerica Edison Job No.: 460-116748-1

SDG No.:

Matrix: Water Level: Low Lab File ID: V45799.D

Lab ID: LCSD 460-378931/5 Client ID:

COMPOUND	SPIKE ADDED (ug/L)	LCSD CONCENTRATION (ug/L)	LCSD % REC	% RPD	QC LIMITS RPD	QC LIMITS REC	#
1,1,1-Trichloroethane	50.0	48.8	98	5	30	70-130	
1,1,2,2-Tetrachloroethane	50.0	50.4	101	1	30	70-130	
1,1,2-Trichloro-1,2,2-trifluoroethane	50.0	43.4	87	21	30	70-130	
Freon 113	50.0	43.4	87	21	30	70-130	
1,1,2-Trichloroethane	50.0	50.8	102	0	30	70-130	
1,1-Dichloroethane	50.0	51.2	102	4	30	70-130	
1,1-Dichloroethene	50.0	48.0	96	14	14	61-145	
1,2,4-Trichlorobenzene	50.0	50.4	101	4	30	70-130	
1,2-Dibromo-3-Chloropropane	50.0	51.1	102	4	30	70-130	
1,2-Dibromoethane	50.0	50.4	101	4	30	70-130	
1,2-Dichlorobenzene	50.0	50.0	100	2	30	70-130	
1,2-Dichloroethane	50.0	51.1	102	4	30	70-130	
1,2-Dichloropropane	50.0	50.9	102	3	30	70-130	
1,3-Dichlorobenzene	50.0	50.8	102	1	30	70-130	
1,4-Dichlorobenzene	50.0	49.6	99	3	30	70-130	
2-Hexanone	50.0	52.0	104	2	30	70-130	
Acetone	50.0	45.7	91	21	30	70-130	
Benzene	50.0	51.6	103	2	11	76-127	
Bromodichloromethane	50.0	50.5	101	3	30	70-130	
Bromoform	50.0	49.8	100	0	30	70-130	
Bromomethane	50.0	50.5	101	8	30	70-130	
Carbon disulfide	50.0	49.9	100	10	30	70-130	
Carbon tetrachloride	50.0	47.0	94	13	30	70-130	
Chlorobenzene	50.0	51.1	102	2	13	75-130	
Chlorodifluoromethane	50.0	51.4	103	10	30	70-130	
Chloroethane	50.0	51.7	103	7	30	70-130	
Chloroform	50.0	50.8	102	6	30	70-130	
Chloromethane	50.0	51.5	103	8	30	70-130	
cis-1,2-Dichloroethene	50.0	50.9	102	6	30	70-130	
cis-1,3-Dichloropropene	50.0	51.9	104	1	30	70-130	
Cyclohexane	50.0	44.3	89	15	30	70-130	
Dibromochloromethane	50.0	50.5	101	2	30	70-130	
Dichlorodifluoromethane	50.0	43.2	86	22	30	70-130	
Ethylbenzene	50.0	47.7	95	8	30	70-130	
Freon 11	50.0	44.7	89	21	30	70-130	
Freon 115	50.0	48.9	98	17	30	70-130	
Freon 123	50.0	49.5	99	8	30	70-130	
Freon 152a	50.0	51.6	103	3	30	70-130	
Isopropylbenzene	50.0	49.9	100	3	30	70-130	
m&p-Xylene	100	100	100	5	30	70-130	
Methyl acetate	50.0	43.7	87	18	30	70-130	

Column to be used to flag recovery and RPD values

FORM III OLM04.2/VOL

FORM III
GC/MS VOA LAB CONTROL SAMPLE DUPLICATE RECOVERY

Lab Name: TestAmerica Edison Job No.: 460-116748-1

SDG No.:

Matrix: Water Level: Low Lab File ID: V45799.D

Lab ID: LCSD 460-378931/5 Client ID:

COMPOUND	SPIKE ADDED (ug/L)	LCSD CONCENTRATION (ug/L)	LCSD % REC	% RPD	QC LIMITS RPD	QC LIMITS REC	#
Methyl ethyl ketone (MEK)	50.0	47.7	95	5	30	70-130	
Methyl isobutyl ketone (MIBK)	50.0	51.3	103	0	30	70-130	
Methyl tert-butyl ether	50.0	52.7	105	1	30	70-130	
Methylcyclohexane	50.0	46.6	93	11	30	70-130	
Methylene Chloride	50.0	50.5	101	9	30	70-130	
o-Xylene	50.0	50.1	100	5	30	70-130	
Styrene	50.0	50.6	101	1	30	70-130	
Tetrachloroethene	50.0	47.8	96	12	30	70-130	
Tetrachloroethene (PCE)	50.0	47.8	96	12	30	70-130	
Toluene	50.0	50.5	101	5	13	76-125	
trans-1,2-Dichloroethene	50.0	52.3	105	4	30	70-130	
trans-1,3-Dichloropropene	50.0	51.3	103	0	30	70-130	
Trichloroethene	50.0	50.1	100	5	14	71-120	
Trichloroethene (TCE)	50.0	50.1	100	5	14	71-120	
Vinyl chloride	50.0	51.1	102	8	30	70-130	
Xylenes, Total	150	150	100	5	30	70-130	

Column to be used to flag recovery and RPD values

FORM III OLM04.2/VOL

FORM I
GC/MS VOA ORGANICS ANALYSIS DATA SHEET

Lab Name: TestAmerica Edison | Job No.: 460-116748-1

SDG No.:

Client Sample ID: | Lab Sample ID: STOBLK 460-378931/21

Matrix: Water | Lab File ID: V45815.D

Analysis Method: OLM04.2/VOL | Date Collected:

Sample wt/vol: 5(mL) | Date Analyzed: 07/14/2016 04:53

Soil Aliquot Vol: | Dilution Factor: 1

Soil Extract Vol.: | GC Column: Rtx-624 ID: 0.25(mm)

% Moisture: | Level: (low/med) Low

Analysis Batch No.: 378931 | Units: ug/L

CAS NO.	COMPOUND NAME	RESULT	Q	RL	MDL
71-55-6	1,1,1-Trichloroethane	1.0	U	1.0	0.10
79-34-5	1,1,2,2-Tetrachloroethane	1.0	U	1.0	0.10
76-13-1	1,1,2-Trichloro-1,2,2-trifluoroethane	1.0	U	1.0	0.10
76-13-1	Freon 113	1.0	U	1.0	0.10
79-00-5	1,1,2-Trichloroethane	1.0	U	1.0	0.10
75-34-3	1,1-Dichloroethane	1.0	U	1.0	0.10
75-35-4	1,1-Dichloroethene	1.0	U	1.0	0.10
120-82-1	1,2,4-Trichlorobenzene	1.0	U	1.0	0.10
96-12-8	1,2-Dibromo-3-Chloropropane	1.0	U	1.0	0.10
106-93-4	1,2-Dibromoethane	1.0	U	1.0	0.10
95-50-1	1,2-Dichlorobenzene	1.0	U	1.0	0.10
107-06-2	1,2-Dichloroethane	1.0	U	1.0	0.10
78-87-5	1,2-Dichloropropane	1.0	U	1.0	0.10
541-73-1	1,3-Dichlorobenzene	1.0	U	1.0	0.10
106-46-7	1,4-Dichlorobenzene	1.0	U	1.0	0.10
591-78-6	2-Hexanone	1.0	U	1.0	0.10
67-64-1	Acetone	1.0	U	1.0	0.10
71-43-2	Benzene	1.0	U	1.0	0.10
75-27-4	Bromodichloromethane	1.0	U	1.0	0.10
75-25-2	Bromoform	1.0	U	1.0	0.10
74-83-9	Bromomethane	1.0	U	1.0	0.10
75-15-0	Carbon disulfide	1.0	U	1.0	0.10
56-23-5	Carbon tetrachloride	1.0	U	1.0	0.10
108-90-7	Chlorobenzene	1.0	U	1.0	0.10
75-45-6	Chlorodifluoromethane	1.0	U	1.0	0.10
75-00-3	Chloroethane	1.0	U	1.0	0.10
67-66-3	Chloroform	1.0	U	1.0	0.10
74-87-3	Chloromethane	1.0	U	1.0	0.10
156-59-2	cis-1,2-Dichloroethene	1.0	U	1.0	0.10
10061-01-5	cis-1,3-Dichloropropene	1.0	U	1.0	0.10
110-82-7	Cyclohexane	1.0	U	1.0	0.10
124-48-1	Dibromochloromethane	1.0	U	1.0	0.10
75-71-8	Dichlorodifluoromethane	1.0	U	1.0	0.10
100-41-4	Ethylbenzene	1.0	U	1.0	0.10
75-69-4	Freon 11	1.0	U	1.0	0.10

FORM I
GC/MS VOA ORGANICS ANALYSIS DATA SHEET

Lab Name: TestAmerica Edison
Job No.: 460-116748-1
SDG No.:
Client Sample ID:
Lab Sample ID: STOBLK 460-378931/21
Matrix: Water
Lab File ID: V45815.D
Analysis Method: OLM04.2/VOL
Date Collected:
Sample wt/vol: 5(mL)
Date Analyzed: 07/14/2016 04:53
Soil Aliquot Vol:
Dilution Factor: 1
Soil Extract Vol.:
GC Column: Rtx-624 ID: 0.25(mm)
% Moisture:
Level: (low/med) Low
Analysis Batch No.: 378931
Units: ug/L

CAS NO.	COMPOUND NAME	RESULT	Q	RL	MDL
76-15-3	Freon 115	1.0	U	1.0	0.10
306-83-2	Freon 123	1.0	U	1.0	0.10
75-37-6	Freon 152a	1.0	U	1.0	0.10
98-82-8	Isopropylbenzene	1.0	U	1.0	0.10
179601-23-1	m&p-Xylene	1.0	U	1.0	0.10
79-20-9	Methyl acetate	1.0	U	1.0	0.10
78-93-3	Methyl ethyl ketone (MEK)	1.0	U	1.0	0.10
108-10-1	Methyl isobutyl ketone (MIBK)	1.0	U	1.0	0.10
1634-04-4	Methyl tert-butyl ether	1.0	U	1.0	0.10
108-87-2	Methylcyclohexane	1.0	U	1.0	0.10
75-09-2	Methylene Chloride	1.0	U	1.0	0.10
95-47-6	o-Xylene	1.0	U	1.0	0.10
100-42-5	Styrene	1.0	U	1.0	0.10
127-18-4	Tetrachloroethene	1.0	U	1.0	0.10
127-18-4	Tetrachloroethene (PCE)	1.0	U	1.0	0.10
108-88-3	Toluene	1.0	U	1.0	0.10
156-60-5	trans-1,2-Dichloroethene	1.0	U	1.0	0.10
10061-02-6	trans-1,3-Dichloropropene	1.0	U	1.0	0.10
79-01-6	Trichloroethene	1.0	U	1.0	0.10
79-01-6	Trichloroethene (TCE)	1.0	U	1.0	0.10
75-01-4	Vinyl chloride	1.0	U	1.0	0.10
1330-20-7	Xylenes, Total	1.0	U	1.0	0.10

CAS NO.	SURROGATE	%REC	Q	LIMITS
460-00-4	Bromofluorobenzene	94		86-115
17060-07-0	1,2-Dichloroethane-d4 (Surr)	103		76-114
2037-26-5	Toluene-d8 (Surr)	96		88-110

FORM I
GC/MS VOA ORGANICS ANALYSIS DATA SHEET
TENTATIVELY IDENTIFIED COMPOUNDS

Lab Name: TestAmerica Edison
Job No.: 460-116748-1
SDG No.:
Client Sample ID:
Lab Sample ID: STOBLK 460-378931/21
Matrix: Water
Lab File ID: V45815.D
Analysis Method: OLM04.2/VOL
Date Collected:
Sample wt/vol: 5(mL)
Date Analyzed: 07/14/2016 04:53
Soil Aliquot Vol:
Dilution Factor: 1
Soil Extract Vol.:
GC Column: Rtx-624 ID: 0.25(mm)
% Moisture:
Level: (low/med) Low
Analysis Batch No.: 378931
Units: ug/L
Number TICs Found: 0
TIC Result Total: 0

CAS NO.	COMPOUND NAME	RT	RESULT	Q	MATCH QUALITY
	Tentatively Identified Compound		None		

FORM V
GC/MS VOA INSTRUMENT PERFORMANCE CHECK
BROMOFLUOROBENZENE (BFB)

Lab Name: TestAmerica Edison Job No.: 460-116748-1

SDG No.:

Lab File ID: V45683.D BFB Injection Date: 07/07/2016

Instrument ID: CVOAMS7 BFB Injection Time: 02:48

Analysis Batch No.: 377690

M/E	ION ABUNDANCE CRITERIA	% RELATIVE ABUNDANCE	
50	8.0 - 40.0% of mass 95	17.7	
75	30.0 - 66.0% of mass 95	51.1	
95	Base peak, 100% relative abundance	100.0	
96	5.0 - 9.0% of mass 95	6.3	
173	Less than 2.0% of mass 174	1.6	(1.4) 1
174	50.0 - 120.0% of mass 95	111.3	
175	4.0 - 9.0 % of mass 174	8.8	(7.9) 1
176	93.0 - 101.0% of mass 174	107.7	(96.7) 1
177	5.0 - 9.0% of mass 176	7.0	(6.5) 2

1-Value is % mass 174 2-Value is % mass 176

THIS CHECK APPLIES TO THE FOLLOWING SAMPLES, MS, MSD, BLANKS AND STANDARDS:

CLIENT SAMPLE ID	LAB SAMPLE ID	LAB FILE ID	DATE ANALYZED	TIME ANALYZED
	STD1 460-377690/3	V45685.D	07/07/2016	03:38
	STD20 460-377690/4	V45686.D	07/07/2016	04:02
	STD100 460-377690/5	V45687.D	07/07/2016	04:26
	STD200 460-377690/6	V45688.D	07/07/2016	04:51
	STD50 460-377690/9	V45691.D	07/07/2016	06:17

FORM VI
GC/MS VOA BY INTERNAL STANDARD - INITIAL CALIBRATION DATA
CURVE EVALUATION

Lab Name: TestAmerica Edison Job No.: 460-116748-1 Analy Batch No.: 377690

SDG No.:

Instrument ID: CVOAMS7 GC Column: Rtx-624 ID: 0.25(mm) Heated Purge: (Y/N) N

Calibration Start Date: 07/07/2016 03:38 Calibration End Date: 07/07/2016 06:17 Calibration ID: 56633

Calibration Files:

LEVEL:	LAB SAMPLE ID:	LAB FILE ID:
Level 1	STD1 460-377690/3	V45685.D
Level 2	STD20 460-377690/4	V45686.D
Level 3	STD50 460-377690/9	V45691.D
Level 4	STD100 460-377690/5	V45687.D
Level 5	STD200 460-377690/6	V45688.D

ANALYTE	RRF					CURVE TYPE	COEFFICIENT			#	MIN RRF	%RSD	#	MAX %RSD	R^2 OR COD	#	MIN R^2 OR COD
	LVL 1	LVL 2	LVL 3	LVL 4	LVL 5		B	M1	M2								
Freon 115	0.1075	0.1850	0.1843	0.2052	0.2094	Ave		0.1783			0.0100	23.1		100.0			
Chlorotrifluoromethane	0.3066	0.4014	0.3838	0.4615	0.4582	Ave		0.4023			0.0100	15.8		100.0			
Chlorotrifluoroethene	0.4766	0.4743	0.5185	0.5791	0.6125	Ave		0.5322			0.0100	11.6		100.0			
Freon 152a	1.9455	1.6223	1.6183	1.7841	1.8071	Ave		1.7555			0.0100	7.9		100.0			
Dichlorodifluoromethane	1.4323	1.3006	1.2226	1.2409	1.1838	Ave		1.2760			0.0100	7.6		100.0			
Chlorodifluoromethane	3.4231	2.2348	2.0876	2.2810	2.3244	Ave		2.4702			0.0100	21.9		100.0			
Chloromethane	2.3433	2.0461	1.9831	2.0555	2.1495	Ave		2.1155			0.0100	6.6		100.0			
Vinyl chloride	1.9618	1.6858	1.8242	1.8076	1.9872	Ave		1.8533			0.1000	6.6		20.5			
Bromomethane	0.9232	0.9412	1.0731	1.0159	1.1267	Ave		1.0160			0.1000	8.5		20.5			
Chloroethane	1.4824	1.1213	1.1630	1.1733	1.2158	Ave		1.2312			0.0100	11.7		100.0			
Freon 11	2.8303	2.9652	2.6932	2.8110	2.5257	Ave		2.7651			0.0100	6.0		100.0			
1,2-Dichloro-1,1,2-trifluoroethane	2.0637	1.6118	1.5594	1.7476	1.7419	Ave		1.7449			0.0100	11.2		100.0			
Freon 123	2.3226	1.9259	1.9501	2.1080	2.1092	Ave		2.0832			0.0100	7.6		100.0			
1,1,2-Trichloro-1,2,2-trifluoroethane	1.2595	1.5198	1.3514	1.4744	1.3176	Ave		1.3845			0.0100	7.9		100.0			
1,1-Dichloroethene	1.5093	1.3364	1.5067	1.4851	1.5658	Ave		1.4807			0.1000	5.8		20.5			
Acetone	1.5190	0.5344	0.5657	0.6761	0.6509	Ave		0.7892			0.0100	52.2		100.0			
Carbon disulfide	5.7008	4.2982	4.5925	4.6170	4.7095	Ave		4.7836			0.0100	11.2		100.0			
Methyl acetate	1.5235	1.6206	1.5755	1.5887	1.5910	Ave		1.5799			0.0100	2.3		100.0			
Methylene Chloride	2.2179	1.9341	1.8917	1.8664	1.8392	Ave		1.9499			0.0100	7.9		100.0			
Methyl tert-butyl ether	5.1754	5.7826	5.9839	6.1124	6.0593	Ave		5.8227			0.0100	6.6		100.0			
trans-1,2-Dichloroethene	1.9227	1.6757	1.7137	1.7072	1.7761	Ave		1.7591			0.0100	5.6		100.0			
1,1-Dichloroethane	3.1086	2.9843	2.9178	2.9362	2.9989	Ave		2.9892			0.2000	2.5		20.5			
cis-1,2-Dichloroethene	1.8716	1.9163	1.9267	1.9641	2.0181	Ave		1.9393			0.0100	2.8		100.0			
Methyl ethyl ketone (MEK)	1.0068	0.8191	0.8953	0.9413	0.9437	Ave		0.9212			0.0100	7.5		100.0			
Chloroform	3.5800	3.3244	3.3493	3.4124	3.4204	Ave		3.4173			0.2000	2.9		20.5			
Cyclohexane	0.3222	0.3780	0.3807	0.4027	0.3625	Ave		0.3692			0.0100	8.1		100.0			
1,1,1-Trichloroethane	0.6554	0.4962	0.5268	0.5437	0.5568	Ave		0.5558			0.1000	10.8		20.5			
Carbon tetrachloride	0.3826	0.3199	0.3841	0.4172	0.4474	Ave		0.3902			0.1000	12.2		20.5			
Benzene	1.2749	1.1981	1.2005	1.2340	1.2595	Ave		1.2334			0.5000	2.8		20.5			
1,2-Dichloroethane	2.7287	2.8295	2.8251	2.8581	2.8426	Ave		2.8168			0.1000	1.8		20.5			
Trichloroethene	0.4151	0.3378	0.3462	0.3628	0.3647	Ave		0.3653			0.3000	8.2		20.5			
Methylcyclohexane	0.3325	0.4174	0.4115	0.4363	0.3840	Ave		0.3964			0.0100	10.2		100.0			

Note: The m1 coefficient is the same as Ave RRF for an Ave curve type.

FORM VI
GC/MS VOA BY INTERNAL STANDARD - INITIAL CALIBRATION DATA
CURVE EVALUATION

Lab Name: TestAmerica Edison Job No.: 460-116748-1 Analy Batch No.: 377690

SDG No.:

Instrument ID: CVOAMS7 GC Column: Rtx-624 ID: 0.25(mm) Heated Purge: (Y/N) N

Calibration Start Date: 07/07/2016 03:38 Calibration End Date: 07/07/2016 06:17 Calibration ID: 56633

ANALYTE	RRF					CURVE TYPE	COEFFICIENT			#	MIN RRF	%RSD	#	MAX %RSD	R^2 OR COD	#	MIN R^2 OR COD
	LVL 1	LVL 2	LVL 3	LVL 4	LVL 5		B	M1	M2								
1,2-Dichloropropane	0.3428	0.2931	0.2920	0.3064	0.3052	Ave		0.3079			0.0100	6.7		100.0			
Bromodichloromethane	0.4590	0.4522	0.4630	0.4738	0.4710	Ave		0.4638			0.2000	1.9		20.5			
cis-1,3-Dichloropropene	0.4808	0.4895	0.5259	0.5460	0.5482	Ave		0.5181			0.2000	6.1		20.5			
Methyl isobutyl ketone (MIBK)	0.3140	0.3111	0.3182	0.3261	0.3390	Ave		0.3217			0.0100	3.5		100.0			
Toluene	1.3688	1.4064	1.3553	1.4258	1.4635	Ave		1.4039			0.4000	3.1		20.5			
trans-1,3-Dichloropropene	0.4518	0.4807	0.5001	0.5348	0.5436	Ave		0.5022			0.1000	7.6		20.5			
1,1,2-Trichloroethane	0.3102	0.3232	0.3236	0.3384	0.3375	Ave		0.3266			0.1000	3.6		20.5			
Tetrachloroethene	0.4335	0.2867	0.2918	0.3189	0.3376	Ave		0.3337			0.2000	17.8		20.5			
2-Hexanone	0.1987	0.2059	0.2115	0.2210	0.2357	Ave		0.2145			0.0100	6.7		100.0			
Dibromochloromethane	0.4784	0.4604	0.4555	0.4732	0.4807	Ave		0.4696			0.1000	2.4		20.5			
1,2-Dibromoethane	0.3378	0.3656	0.3653	0.3667	0.3713	Ave		0.3613			0.0100	3.7		100.0			
Chlorobenzene	1.0610	0.9944	0.9655	0.9949	1.0031	Ave		1.0038			0.5000	3.5		20.5			
Ethylbenzene	0.5285	0.4784	0.4640	0.4910	0.5076	Ave		0.4939			0.1000	5.1		20.5			
m&p-Xylene	1.2290	1.1969	1.1832	1.2583	1.3180	Ave		0.6045			0.3000	5.8		100.0			
o-Xylene	0.5608	0.5901	0.5917	0.6314	0.6485	Ave		0.6045			0.3000	5.8		100.0			
Styrene	0.8770	1.0270	1.0476	1.1144	1.1413	Ave		1.0414			0.3000	9.9		20.5			
Bromoform	0.2912	0.3365	0.3550	0.3750	0.3815	Ave		0.3478			0.1000	10.4		20.5			
Isopropylbenzene	1.2526	1.5058	1.5028	1.5140	1.4366	Ave		1.4424			0.0100	7.7		100.0			
1,1,2,2-Tetrachloroethane	0.4400	0.4614	0.4514	0.4542	0.4711	Ave		0.4556			0.3000	2.5		20.5			
1,3-Dichlorobenzene	0.6381	0.8031	0.8107	0.8034	0.7780	Ave		0.7667			0.6000	9.5		20.5			
1,4-Dichlorobenzene	0.6677	0.8065	0.8307	0.8329	0.8079	Ave		0.7891			0.5000	8.7		20.5			
1,2-Dichlorobenzene	0.6702	0.7890	0.7948	0.7868	0.7686	Ave		0.7619			0.4000	6.8		20.5			
1,2-Dibromo-3-Chloropropane	0.0919	0.0868	0.0876	0.0900	0.0913	Ave		0.0895			0.0100	2.5		100.0			
1,2,4-Trichlorobenzene	0.3886	0.3857	0.4146	0.4172	0.4058	Ave		0.4024			0.2000	3.6		20.5			
1,2-Dichloroethane-d4 (Surr)	1.6863	1.5864	1.3825	1.7910	1.8249	Ave		1.6542			0.0100	10.8		100.0			
Toluene-d8 (Surr)	0.7372	0.7564	0.6860	0.8020	0.8083	Ave		0.7580			0.0100	6.6		100.0			
Bromofluorobenzene	0.5302	0.4353	0.4680	0.4822	0.4801	Ave		0.4792			0.2000	7.1		20.5			

Note: The m1 coefficient is the same as Ave RRF for an Ave curve type.

FORM V
GC/MS VOA INSTRUMENT PERFORMANCE CHECK
BROMOFLUOROBENZENE (BFB)

Lab Name: TestAmerica Edison Job No.: 460-116748-1

SDG No.:

Lab File ID: V45767.D BFB Injection Date: 07/12/2016

Instrument ID: CVOAMS7 BFB Injection Time: 22:59

Analysis Batch No.: 378703

M/E	ION ABUNDANCE CRITERIA	% RELATIVE ABUNDANCE	
50	8.0 - 40.0% of mass 95	16.0	
75	30.0 - 66.0% of mass 95	45.6	
95	Base peak, 100% relative abundance	100.0	
96	5.0 - 9.0% of mass 95	6.7	
173	Less than 2.0% of mass 174	1.2	(1.2) 1
174	50.0 - 120.0% of mass 95	99.8	
175	4.0 - 9.0 % of mass 174	6.9	(6.9) 1
176	93.0 - 101.0% of mass 174	93.7	(93.9) 1
177	5.0 - 9.0% of mass 176	5.5	(5.9) 2

1-Value is % mass 174 2-Value is % mass 176

THIS CHECK APPLIES TO THE FOLLOWING SAMPLES, MS, MSD, BLANKS AND STANDARDS:

CLIENT SAMPLE ID	LAB SAMPLE ID	LAB FILE ID	DATE ANALYZED	TIME ANALYZED
	CCVIS 460-378703/2	V45768.D	07/12/2016	23:32
	LCS 460-378703/3	V45769.D	07/13/2016	00:18
	LCSD 460-378703/5	V45771.D	07/13/2016	01:05
	MB 460-378703/8	V45774.D	07/13/2016	02:16
QC-TB070816	460-116748-5	V45775.D	07/13/2016	02:40
QC-EB070816	460-116748-6	V45776.D	07/13/2016	03:04
QC-TB070716	460-116748-11	V45777.D	07/13/2016	03:27
QC-EB070716	460-116748-12	V45778.D	07/13/2016	03:51
IW-N2169-XX	460-116748-1	V45779.D	07/13/2016	04:15
IW-N13221-XX	460-116748-2	V45780.D	07/13/2016	04:38
IW-N13266-XX	460-116748-3	V45781.D	07/13/2016	05:02
IW-N13889-XX	460-116748-4	V45782.D	07/13/2016	05:26
MW-22ML-XX	460-116748-7	V45783.D	07/13/2016	05:49
MW-22GL-XX	460-116748-8	V45784.D	07/13/2016	06:15
MW-8GU-XX	460-116748-9	V45785.D	07/13/2016	06:39
MW-8GL-XX	460-116748-10	V45786.D	07/13/2016	07:03
MW-17GL-XX	460-116748-16	V45787.D	07/13/2016	07:26
MW-1GL-XX	460-116748-13	V45788.D	07/13/2016	07:50
MW-1MI-XX	460-116748-14	V45789.D	07/13/2016	08:14
MW-1MI/L-XX	460-116748-15	V45790.D	07/13/2016	08:37
MW-18GL-XX	460-116748-17	V45791.D	07/13/2016	09:01
MW-18ML-XX	460-116748-18	V45792.D	07/13/2016	09:25
MW-39MI-XX	460-116748-19	V45793.D	07/13/2016	09:49
MW-39MU-XX	460-116748-20	V45794.D	07/13/2016	10:13

FORM VII
GC/MS VOA CONTINUING CALIBRATION DATA

Lab Name: TestAmerica Edison Job No.: 460-116748-1

SDG No.:

Lab Sample ID: CCVIS 460-378703/2 Calibration Date: 07/12/2016 23:32

Instrument ID: CVOAMS7 Calib Start Date: 07/07/2016 03:38

GC Column: Rtx-624 ID: 0.25(mm) Calib End Date: 07/07/2016 06:17

Lab File ID: V45768.D Conc. Units: ug/L Heated Purge: (Y/N) N

ANALYTE	CURVE TYPE	AVE RRF	RRF	MIN RRF	CALC AMOUNT	SPIKE AMOUNT	%D	MAX %D
Chlorotrifluoromethane	Ave	0.4023	0.5776		71.8	50.0	43.6	
Freon 115	Ave	0.1783	0.2370		66.5	50.0	32.9	
Chlorotrifluoroethene	Ave	0.5322	0.7785		73.1	50.0	46.3	
Freon 152a	Ave	1.755	2.296		65.4	50.0	30.8	
Dichlorodifluoromethane	Ave	1.276	1.509	0.0100	59.1	50.0	18.2	
Chlorodifluoromethane	Ave	2.470	2.864		58.0	50.0	15.9	
Chloromethane	Ave	2.115	2.647	0.0100	62.6	50.0	25.1	
Vinyl chloride	Ave	1.853	2.380	0.1000	64.2	50.0	28.4*	25.0
Bromomethane	Ave	1.016	1.295	0.1000	63.7	50.0	27.4*	25.0
Chloroethane	Ave	1.231	1.491	0.0100	60.6	50.0	21.1	
Freon 11	Ave	2.765	3.034	0.0100	54.9	50.0	9.7	
1,2-Dichloro-1,1,2-trifluoro ethane	Ave	1.745	2.112		60.5	50.0	21.1	
Freon 123	Ave	2.083	2.668		64.0	50.0	28.1	
1,1,2-Trichloro-1,2,2-triflu oroethane	Ave	1.385	1.923	0.0100	69.4	50.0	38.9	
1,1-Dichloroethene	Ave	1.481	1.814	0.1000	61.3	50.0	22.5	25.0
Acetone	Ave	0.7892	0.5646	0.0100	34.4	50.0	-28.5	
Carbon disulfide	Ave	4.784	5.812	0.0100	60.8	50.0	21.5	
Methyl acetate	Ave	1.580	1.725	0.0100	54.8	50.0	9.2	
Methylene Chloride	Ave	1.950	2.174	0.0100	55.8	50.0	11.5	
Methyl tert-butyl ether	Ave	5.823	6.031	0.0100	51.8	50.0	3.6	
trans-1,2-Dichloroethene	Ave	1.759	2.010	0.0100	57.1	50.0	14.3	
1,1-Dichloroethane	Ave	2.989	3.384	0.2000	56.6	50.0	13.2	25.0
cis-1,2-Dichloroethene	Ave	1.939	2.153	0.0100	55.5	50.0	11.0	
Methyl ethyl ketone (MEK)	Ave	0.9212	1.010	0.0100	54.8	50.0	9.6	
Chloroform	Ave	3.417	3.468	0.2000	50.7	50.0	1.5	25.0
Cyclohexane	Ave	0.3692	0.5036	0.0100	68.2	50.0	36.4	
1,1,1-Trichloroethane	Ave	0.5558	0.4986	0.1000	44.9	50.0	-10.3	25.0
Carbon tetrachloride	Ave	0.3902	0.3639	0.1000	46.8	50.0	-6.7	25.0
Benzene	Ave	1.233	1.323	0.5000	53.6	50.0	7.2	25.0
1,2-Dichloroethane	Ave	2.817	2.729	0.1000	48.4	50.0	-3.1	25.0
Trichloroethene	Ave	0.3653	0.3555	0.3000	48.6	50.0	-2.7	25.0
Methylcyclohexane	Ave	0.3964	0.5370	0.0100	67.7	50.0	35.5	
1,2-Dichloropropane	Ave	0.3079	0.3221	0.0100	52.3	50.0	4.6	
Bromodichloromethane	Ave	0.4638	0.4428	0.2000	47.7	50.0	-4.5	25.0
cis-1,3-Dichloropropene	Ave	0.5181	0.5358	0.2000	51.7	50.0	3.4	25.0
Methyl isobutyl ketone (MIBK)	Ave	0.3217	0.3239	0.0100	50.3	50.0	0.7	
Toluene	Ave	1.404	1.521	0.4000	54.2	50.0	8.4	25.0
trans-1,3-Dichloropropene	Ave	0.5022	0.4903	0.1000	48.8	50.0	-2.4	25.0
1,1,2-Trichloroethane	Ave	0.3266	0.3317	0.1000	50.8	50.0	1.5	25.0

FORM VII
GC/MS VOA CONTINUING CALIBRATION DATA

Lab Name: TestAmerica Edison Job No.: 460-116748-1

SDG No.:

Lab Sample ID: CCVIS 460-378703/2 Calibration Date: 07/12/2016 23:32

Instrument ID: CVOAMS7 Calib Start Date: 07/07/2016 03:38

GC Column: Rtx-624 ID: 0.25(mm) Calib End Date: 07/07/2016 06:17

Lab File ID: V45768.D Conc. Units: ug/L Heated Purge: (Y/N) N

ANALYTE	CURVE TYPE	AVE RRF	RRF	MIN RRF	CALC AMOUNT	SPIKE AMOUNT	%D	MAX %D
Tetrachloroethene	Ave	0.3337	0.3110	0.2000	46.6	50.0	-6.8	25.0
2-Hexanone	Ave	0.2145	0.2146	0.0100	50.0	50.0	0.0	
Dibromochloromethane	Ave	0.4696	0.4125	0.1000	43.9	50.0	-12.2	25.0
1,2-Dibromoethane	Ave	0.3613	0.3681	0.0100	50.9	50.0	1.9	
Chlorobenzene	Ave	1.004	1.007	0.5000	50.2	50.0	0.4	25.0
Ethylbenzene	Ave	0.4939	0.5127	0.1000	51.9	50.0	3.8	25.0
m&p-Xylene	Ave	1.237	1.288	0.3000	107	50.0	4.1	
o-Xylene	Ave	0.6045	0.6306	0.3000	52.2	50.0	4.3	
Styrene	Ave	1.041	1.090	0.3000	52.3	50.0	4.7	25.0
Bromoform	Ave	0.3478	0.2916	0.1000	41.9	50.0	-16.2	25.0
Isopropylbenzene	Ave	1.442	1.578	0.0100	54.7	50.0	9.4	
1,1,2,2-Tetrachloroethane	Ave	0.4556	0.4705	0.3000	51.6	50.0	3.3	25.0
1,3-Dichlorobenzene	Ave	0.7667	0.7570	0.6000	49.4	50.0	-1.3	25.0
1,4-Dichlorobenzene	Ave	0.7891	0.7718	0.5000	48.9	50.0	-2.2	25.0
1,2-Dichlorobenzene	Ave	0.7619	0.7335	0.4000	48.1	50.0	-3.7	25.0
1,2-Dibromo-3-Chloropropane	Ave	0.0895	0.0787	0.0100	44.0	50.0	-12.1	
1,2,4-Trichlorobenzene	Ave	0.4024	0.3436	0.2000	41.9	50.0	-14.6	25.0
1,2-Dichloroethane-d4 (Surr)	Ave	1.654	1.333	0.0100	40.3	50.0	-19.4	
Toluene-d8 (Surr)	Ave	0.7580	0.7167	0.0100	47.3	50.0	-5.5	
Bromofluorobenzene	Ave	0.4792	0.4128	0.2000	43.1	50.0	-13.9	25.0

FORM V
GC/MS VOA INSTRUMENT PERFORMANCE CHECK
BROMOFLUOROBENZENE (BFB)

Lab Name: TestAmerica Edison Job No.: 460-116748-1

SDG No.:

Lab File ID: V45795.D BFB Injection Date: 07/13/2016

Instrument ID: CVOAMS7 BFB Injection Time: 20:46

Analysis Batch No.: 378931

M/E	ION ABUNDANCE CRITERIA	% RELATIVE ABUNDANCE	
50	8.0 - 40.0% of mass 95	17.8	
75	30.0 - 66.0% of mass 95	47.3	
95	Base peak, 100% relative abundance	100.0	
96	5.0 - 9.0% of mass 95	5.6	
173	Less than 2.0% of mass 174	0.6	(0.7) 1
174	50.0 - 120.0% of mass 95	93.3	
175	4.0 - 9.0 % of mass 174	7.6	(8.2) 1
176	93.0 - 101.0% of mass 174	92.4	(99.0) 1
177	5.0 - 9.0% of mass 176	6.0	(6.5) 2

1-Value is % mass 174 2-Value is % mass 176

THIS CHECK APPLIES TO THE FOLLOWING SAMPLES, MS, MSD, BLANKS AND STANDARDS:

CLIENT SAMPLE ID	LAB SAMPLE ID	LAB FILE ID	DATE ANALYZED	TIME ANALYZED
	CCVIS 460-378931/3	V45797.D	07/13/2016	21:35
	LCS 460-378931/4	V45798.D	07/13/2016	21:58
	LCSD 460-378931/5	V45799.D	07/13/2016	22:22
	MB 460-378931/8	V45802.D	07/13/2016	23:42
MW-8ML-XX	460-116748-21	V45803.D	07/14/2016	00:06
MW-1ML-XX	460-116748-22	V45804.D	07/14/2016	00:30
MW-17ML-XX	460-116748-23	V45805.D	07/14/2016	00:54
MW-51MI-XX	460-116748-24	V45806.D	07/14/2016	01:18
MW-39ML-XX	460-116748-26	V45807.D	07/14/2016	01:42
MW-51MI-XX MS	460-116748-24 MS	V45810.D	07/14/2016	02:54
MW-51MI-XX MSD	460-116748-24 MSD	V45811.D	07/14/2016	03:18
	STOBLK 460-378931/21	V45815.D	07/14/2016	04:53

FORM VII
GC/MS VOA CONTINUING CALIBRATION DATA

Lab Name: TestAmerica Edison Job No.: 460-116748-1

SDG No.:

Lab Sample ID: CCVIS 460-378931/3 Calibration Date: 07/13/2016 21:35

Instrument ID: CVOAMS7 Calib Start Date: 07/07/2016 03:38

GC Column: Rtx-624 ID: 0.25(mm) Calib End Date: 07/07/2016 06:17

Lab File ID: V45797.D Conc. Units: ug/L Heated Purge: (Y/N) N

ANALYTE	CURVE TYPE	AVE RRF	RRF	MIN RRF	CALC AMOUNT	SPIKE AMOUNT	%D	MAX %D
Chlorotrifluoromethane	Ave	0.4023	0.4389		54.6	50.0	9.1	
Freon 115	Ave	0.1783	0.1921		53.9	50.0	7.7	
Chlorotrifluoroethene	Ave	0.5322	0.6065		57.0	50.0	14.0	
Freon 152a	Ave	1.755	1.831		52.2	50.0	4.3	
Dichlorodifluoromethane	Ave	1.276	1.179	0.0100	46.2	50.0	-7.6	
Chlorodifluoromethane	Ave	2.470	2.336		47.3	50.0	-5.5	
Chloromethane	Ave	2.115	2.148	0.0100	50.8	50.0	1.5	
Vinyl chloride	Ave	1.853	1.967	0.1000	53.1	50.0	6.1	25.0
Bromomethane	Ave	1.016	1.219	0.1000	60.0	50.0	20.0	25.0
Chloroethane	Ave	1.231	1.250	0.0100	50.8	50.0	1.5	
Freon 11	Ave	2.765	2.392	0.0100	43.2	50.0	-13.5	
1,2-Dichloro-1,1,2-trifluoro ethane	Ave	1.745	1.760		50.4	50.0	0.9	
Freon 123	Ave	2.083	2.342		56.2	50.0	12.4	
1,1,2-Trichloro-1,2,2-triflu oroethane	Ave	1.385	1.490	0.0100	53.8	50.0	7.6	
1,1-Dichloroethene	Ave	1.481	1.686	0.1000	56.9	50.0	13.9	25.0
Acetone	Ave	0.7892	0.5282	0.0100	32.2	50.0	-33.1	
Carbon disulfide	Ave	4.784	4.932	0.0100	51.5	50.0	3.1	
Methyl acetate	Ave	1.580	1.514	0.0100	48.1	50.0	-4.2	
Methylene Chloride	Ave	1.950	1.987	0.0100	51.0	50.0	1.9	
Methyl tert-butyl ether	Ave	5.823	5.254	0.0100	45.1	50.0	-9.8	
trans-1,2-Dichloroethene	Ave	1.759	1.786	0.0100	50.8	50.0	1.5	
1,1-Dichloroethane	Ave	2.989	3.047	0.2000	51.0	50.0	1.9	25.0
cis-1,2-Dichloroethene	Ave	1.939	2.056	0.0100	53.0	50.0	6.0	
Methyl ethyl ketone (MEK)	Ave	0.9212	1.003	0.0100	54.4	50.0	8.8	
Chloroform	Ave	3.417	3.332	0.2000	48.7	50.0	-2.5	25.0
Cyclohexane	Ave	0.3692	0.4217	0.0100	57.1	50.0	14.2	
1,1,1-Trichloroethane	Ave	0.5558	0.5085	0.1000	45.7	50.0	-8.5	25.0
Carbon tetrachloride	Ave	0.3902	0.3694	0.1000	47.5	50.0	-5.3	25.0
Benzene	Ave	1.233	1.308	0.5000	53.0	50.0	6.0	25.0
1,2-Dichloroethane	Ave	2.817	2.606	0.1000	46.3	50.0	-7.5	25.0
Trichloroethene	Ave	0.3653	0.3601	0.3000	49.3	50.0	-1.4	25.0
Methylcyclohexane	Ave	0.3964	0.4332	0.0100	54.6	50.0	9.3	
1,2-Dichloropropane	Ave	0.3079	0.3293	0.0100	53.5	50.0	6.9	
Bromodichloromethane	Ave	0.4638	0.4535	0.2000	48.9	50.0	-2.2	25.0
cis-1,3-Dichloropropene	Ave	0.5181	0.5342	0.2000	51.6	50.0	3.1	25.0
Methyl isobutyl ketone (MIBK)	Ave	0.3217	0.3357	0.0100	52.2	50.0	4.4	
Toluene	Ave	1.404	1.470	0.4000	52.4	50.0	4.7	25.0
trans-1,3-Dichloropropene	Ave	0.5022	0.5081	0.1000	50.6	50.0	1.2	25.0
1,1,2-Trichloroethane	Ave	0.3266	0.3459	0.1000	53.0	50.0	5.9	25.0

FORM VII
GC/MS VOA CONTINUING CALIBRATION DATA

Lab Name: TestAmerica Edison Job No.: 460-116748-1

SDG No.:

Lab Sample ID: CCVIS 460-378931/3 Calibration Date: 07/13/2016 21:35

Instrument ID: CVOAMS7 Calib Start Date: 07/07/2016 03:38

GC Column: Rtx-624 ID: 0.25(mm) Calib End Date: 07/07/2016 06:17

Lab File ID: V45797.D Conc. Units: ug/L Heated Purge: (Y/N) N

ANALYTE	CURVE TYPE	AVE RRF	RRF	MIN RRF	CALC AMOUNT	SPIKE AMOUNT	%D	MAX %D
Tetrachloroethene	Ave	0.3337	0.3019	0.2000	45.2	50.0	-9.5	25.0
2-Hexanone	Ave	0.2145	0.2214	0.0100	51.6	50.0	3.2	
Dibromochloromethane	Ave	0.4696	0.4205	0.1000	44.8	50.0	-10.5	25.0
1,2-Dibromoethane	Ave	0.3613	0.3576	0.0100	49.5	50.0	-1.0	
Chlorobenzene	Ave	1.004	0.9948	0.5000	49.6	50.0	-0.9	25.0
Ethylbenzene	Ave	0.4939	0.5073	0.1000	51.4	50.0	2.7	25.0
m&p-Xylene	Ave	1.237	1.293	0.3000	107	50.0	4.6	
o-Xylene	Ave	0.6045	0.6200	0.3000	51.3	50.0	2.6	
Styrene	Ave	1.041	1.088	0.3000	52.2	50.0	4.4	25.0
Bromoform	Ave	0.3478	0.3137	0.1000	45.1	50.0	-9.8	25.0
Isopropylbenzene	Ave	1.442	1.422	0.0100	49.3	50.0	-1.4	
1,1,2,2-Tetrachloroethane	Ave	0.4556	0.4924	0.3000	54.0	50.0	8.1	25.0
1,3-Dichlorobenzene	Ave	0.7667	0.7277	0.6000	47.5	50.0	-5.1	25.0
1,4-Dichlorobenzene	Ave	0.7891	0.7614	0.5000	48.2	50.0	-3.5	25.0
1,2-Dichlorobenzene	Ave	0.7619	0.7265	0.4000	47.7	50.0	-4.6	25.0
1,2-Dibromo-3-Chloropropane	Ave	0.0895	0.0795	0.0100	44.4	50.0	-11.3	
1,2,4-Trichlorobenzene	Ave	0.4024	0.3498	0.2000	42.7	50.0	-13.1	25.0
1,2-Dichloroethane-d4 (Surr)	Ave	1.654	1.294	0.0100	39.1	50.0	-21.8	
Toluene-d8 (Surr)	Ave	0.7580	0.7004	0.0100	46.2	50.0	-7.6	
Bromofluorobenzene	Ave	0.4792	0.4278	0.2000	44.7	50.0	-10.7	25.0

FORM IV
HPLC/IC METHOD BLANK SUMMARY

Lab Name: TestAmerica Pittsburgh Job No.: 460-116748-1

SDG No.:

Lab File ID: A-ICS2100 A 07-19-2016-6.d Lab Sample ID: MB 180-182216/6

Matrix: Water Date Extracted:

Instrument ID: CHIC2100A Date Analyzed: 07/19/2016 06:34

Level:(Low/Med) Low

THIS METHOD BLANK APPLIES TO THE FOLLOWING SAMPLES:

CLIENT SAMPLE ID	LAB SAMPLE ID	LAB FILE ID	DATE ANALYZED
	LCS 180-182216/5	A-ICS2100 A 07-19-2016-5.d	07/19/2016 06:19
IW-N13221-XX	460-116748-2	A-ICS2100 A 07-19-2016-7.d	07/19/2016 06:50
IW-N13266-XX	460-116748-3	A-ICS2100 A 07-19-2016-8.d	07/19/2016 07:07
IW-N13889-XX	460-116748-4	A-ICS2100 A 07-19-2016-9.d	07/19/2016 07:24
MW-22ML-XX	460-116748-7	A-ICS2100 A 07-19-2016-10.d	07/19/2016 07:40
MW-8GL-XX	460-116748-10	A-ICS2100 A 07-19-2016-12.d	07/19/2016 08:11
MW-8GL-XX MS	460-116748-10 MS	A-ICS2100 A 07-19-2016-13.d	07/19/2016 08:27
MW-8GL-XX MSD	460-116748-10 MSD	A-ICS2100 A 07-19-2016-14.d	07/19/2016 08:42
QC-EB070816	460-116748-6	A-ICS2100 A 07-19-2016-17.d	07/19/2016 09:29
MW-22GL-XX	460-116748-8	A-ICS2100 A 07-19-2016-18.d	07/19/2016 09:46
MW-1MI-XX	460-116748-14	A-ICS2100 A 07-19-2016-19.d	07/19/2016 10:03
MW-1MI/L-XX	460-116748-15	A-ICS2100 A 07-19-2016-20.d	07/19/2016 10:19
MW-17GL-XX	460-116748-16	A-ICS2100 A 07-19-2016-21.d	07/19/2016 10:35
MW-18ML-XX	460-116748-18	A-ICS2100 A 07-19-2016-22.d	07/19/2016 10:50
MW-39MI-XX	460-116748-19	A-ICS2100 A 07-19-2016-23.d	07/19/2016 11:06

FORM IV
HPLC/IC METHOD BLANK SUMMARY

Lab Name: TestAmerica Pittsburgh Job No.: 460-116748-1

SDG No.:

Lab File ID: A-ICS2100 A 07-19-2016-6.d Lab Sample ID: MB 180-182216/6

Matrix: Water Date Extracted:

Instrument ID: CHIC2100A Date Analyzed: 07/19/2016 06:34

Level:(Low/Med) Low

THIS METHOD BLANK APPLIES TO THE FOLLOWING SAMPLES:

CLIENT SAMPLE ID	LAB SAMPLE ID	LAB FILE ID	DATE ANALYZED
MW-8ML-XX	460-116748-21	A-ICS2100 A 07-19-2016-24.d	07/19/2016 11:21
MW-8ML-XX MS	460-116748-21 MS	A-ICS2100 A 07-19-2016-25.d	07/19/2016 11:39
MW-8ML-XX MSD	460-116748-21 MSD	A-ICS2100 A 07-19-2016-26.d	07/19/2016 11:56
MW-39MU-XX	460-116748-20	A-ICS2100 A 07-19-2016-29.d	07/19/2016 12:45
MW-1ML-XX	460-116748-22	A-ICS2100 A 07-19-2016-30.d	07/19/2016 13:00
MW-17ML-XX	460-116748-23	A-ICS2100 A 07-19-2016-31.d	07/19/2016 13:16
MW-39ML-XX	460-116748-26	A-ICS2100 A 07-19-2016-32.d	07/19/2016 13:32
MW-1GL-XX	460-116748-13	A-ICS2100 A 07-19-2016-33.d	07/19/2016 13:47
MW-18GL-XX	460-116748-17	A-ICS2100 A 07-19-2016-35.d	07/19/2016 14:18
QC-EB070716	460-116748-12	A-ICS2100 A 07-19-2016-37.d	07/19/2016 14:49
	LCS 180-182216/40	A-ICS2100 A 07-19-2016-40.d	07/19/2016 15:36

FORM IV
HPLC/IC METHOD BLANK SUMMARY

Lab Name: TestAmerica Pittsburgh Job No.: 460-116748-1

SDG No.:

Lab File ID: A-ICS2100 A 07-19-2016-41.d Lab Sample ID: MB 180-182216/41

Matrix: Water Date Extracted:

Instrument ID: CHIC2100A Date Analyzed: 07/19/2016 15:51

Level:(Low/Med) Low

THIS METHOD BLANK APPLIES TO THE FOLLOWING SAMPLES:

CLIENT SAMPLE ID	LAB SAMPLE ID	LAB FILE ID	DATE ANALYZED
	CCB 180-182216/4	A-ICS2100 A 07-19-2016-4.d	07/19/2016 06:03
	CCB 180-182216/16	A-ICS2100 A 07-19-2016-16.d	07/19/2016 09:13
	CCB 180-182216/28	A-ICS2100 A 07-19-2016-28.d	07/19/2016 12:29
	CCB 180-182216/39	A-ICS2100 A 07-19-2016-39.d	07/19/2016 15:20
MW-8GU-XX	460-116748-9	A-ICS2100 A 07-19-2016-42.d	07/19/2016 16:07
	CCB 180-182216/51	A-ICS2100 A 07-19-2016-51.d	07/19/2016 18:27

FORM I
HPLC/IC ORGANICS ANALYSIS DATA SHEET

Lab Name: TestAmerica Pittsburgh
Job No.: 460-116748-1
SDG No.:
Client Sample ID:
Lab Sample ID: MB 180-182216/6
Matrix: Water
Lab File ID: A-ICS2100 A 07-19-2016-6.d
Analysis Method: 300.0
Date Collected:
Extraction Method:
Date Extracted:
Sample wt/vol: 1(mL)
Date Analyzed: 07/19/2016 06:34
Con. Extract Vol.:
Dilution Factor: 1
Injection Volume: 25(mL)
GC Column: AS-18 ID:
% Moisture:
GPC Cleanup:(Y/N) N
Analysis Batch No.: 182216
Units: mg/L

CAS NO.	COMPOUND NAME	RESULT	Q	RL	MDL
24959-67-9	Bromide	0.0025	U	0.0025	0.00045

FORM I
HPLC/IC ORGANICS ANALYSIS DATA SHEET

Lab Name: TestAmerica Pittsburgh
Job No.: 460-116748-1
SDG No.:
Client Sample ID:
Lab Sample ID: MB 180-182216/41
Matrix: Water
Lab File ID: A-ICS2100 A 07-19-2016-41.d
Analysis Method: 300.0
Date Collected:
Extraction Method:
Date Extracted:
Sample wt/vol: 1(mL)
Date Analyzed: 07/19/2016 15:51
Con. Extract Vol.:
Dilution Factor: 1
Injection Volume: 25(mL)
GC Column: AS-18 ID:
% Moisture:
GPC Cleanup:(Y/N) N
Analysis Batch No.: 182216
Units: mg/L

CAS NO.	COMPOUND NAME	RESULT	Q	RL	MDL
24959-67-9	Bromide	0.0025	U	0.0025	0.00045

FORM III
HPLC/IC LAB CONTROL SAMPLE RECOVERY

Lab Name: TestAmerica Pittsburgh Job No.: 460-116748-1

SDG No.:

Matrix: Water Level: Low Lab File ID: A-ICS2100 A 07-19-2016-5.d

Lab ID: LCS 180-182216/5 Client ID:

COMPOUND	SPIKE ADDED (mg/L)	LCS CONCENTRATION (mg/L)	LCS % REC	QC LIMITS REC	#
Bromide	0.100	0.109	109	90-110	

Column to be used to flag recovery and RPD values

FORM III 300.0

FORM III
HPLC/IC LAB CONTROL SAMPLE RECOVERY

Lab Name: TestAmerica Pittsburgh Job No.: 460-116748-1

SDG No.:

Matrix: Water Level: Low Lab File ID: A-ICS2100 A 07-19-2016-40.d

Lab ID: LCS 180-182216/40 Client ID:

COMPOUND	SPIKE ADDED (mg/L)	LCS CONCENTRATION (mg/L)	LCS % REC	QC LIMITS REC	#
Bromide	0.100	0.108	108	90-110	

Column to be used to flag recovery and RPD values

FORM III 300.0

FORM III
HPLC/IC MATRIX SPIKE RECOVERY

Lab Name: TestAmerica Pittsburgh Job No.: 460-116748-1

SDG No.:

Matrix: Water Level: Low Lab File ID: A-ICS2100 A 07-19-2016-13.d

Lab ID: 460-116748-10 MS Client ID: MW-8GL-XX MS

COMPOUND	SPIKE ADDED (mg/L)	SAMPLE CONCENTRATION (mg/L)	MS CONCENTRATION (mg/L)	MS % REC	QC LIMITS REC	#
Bromide	0.0500	0.046	0.0858	81	80-120	

Column to be used to flag recovery and RPD values

FORM III 300.0

FORM III
HPLC/IC MATRIX SPIKE DUPLICATE RECOVERY

Lab Name: TestAmerica Pittsburgh Job No.: 460-116748-1

SDG No.:

Matrix: Water Level: Low Lab File ID: A-ICS2100 A 07-19-2016-14.d

Lab ID: 460-116748-10 MSD Client ID: MW-8GL-XX MSD

COMPOUND	SPIKE ADDED (mg/L)	MSD CONCENTRATION (mg/L)	MSD % REC	% RPD	QC LIMITS		#
					RPD	REC	
Bromide	0.0500	0.0921	93	7	20	80-120	

Column to be used to flag recovery and RPD values

FORM III 300.0

FORM III
HPLC/IC MATRIX SPIKE RECOVERY

Lab Name: TestAmerica Pittsburgh Job No.: 460-116748-1

SDG No.:

Matrix: Water Level: Low Lab File ID: A-ICS2100 A 07-19-2016-25.d

Lab ID: 460-116748-21 MS Client ID: MW-8ML-XX MS

COMPOUND	SPIKE ADDED (mg/L)	SAMPLE CONCENTRATION (mg/L)	MS CONCENTRATION (mg/L)	MS % REC	QC LIMITS REC	#
Bromide	0.0500	0.059	0.105	92	80-120	

Column to be used to flag recovery and RPD values

FORM III 300.0

FORM III
HPLC/IC MATRIX SPIKE DUPLICATE RECOVERY

Lab Name: TestAmerica Pittsburgh Job No.: 460-116748-1

SDG No.:

Matrix: Water Level: Low Lab File ID: A-ICS2100 A 07-19-2016-26.d

Lab ID: 460-116748-21 MSD Client ID: MW-8ML-XX MSD

COMPOUND	SPIKE ADDED (mg/L)	MSD CONCENTRATION (mg/L)	MSD % REC	% RPD	QC LIMITS		#
					RPD	REC	
Bromide	0.0500	0.103	89	1	20	80-120	

Column to be used to flag recovery and RPD values

FORM III 300.0

HPLC/IC ANALYSIS RUN LOG

Lab Name: TestAmerica Pittsburgh Job No.: 460-116748-1

SDG No.:

Instrument ID: CHIC2100A Start Date: 07/18/2016 08:01

Analysis Batch Number: 182114 End Date: 07/18/2016 11:33

LAB SAMPLE ID	CLIENT SAMPLE ID	DATE ANALYZED	DILUTION FACTOR	LAB FILE ID	COLUMN ID
IC 180-182114/2		07/18/2016 08:01	1	A-ICS2100 A 07-18-2016-2.d	AS-18
IC 180-182114/3		07/18/2016 08:17	1	A-ICS2100 A 07-18-2016-3.d	AS-18
IC 180-182114/4		07/18/2016 08:33	1	A-ICS2100 A 07-18-2016-4.d	AS-18
IC 180-182114/5		07/18/2016 08:48	1	A-ICS2100 A 07-18-2016-5.d	AS-18
IC 180-182114/6		07/18/2016 09:06	1	A-ICS2100 A 07-18-2016-6.d	AS-18
IC 180-182114/7		07/18/2016 09:23	1	A-ICS2100 A 07-18-2016-7.d	AS-18
IC 180-182114/8		07/18/2016 09:40	1	A-ICS2100 A 07-18-2016-8.d	AS-18
RINSE 180-182114/9		07/18/2016 09:58	1		AS-18
RINSE 180-182114/10		07/18/2016 10:15	1		AS-18
ZZZZZ		07/18/2016 10:31	1		AS-18
ZZZZZ		07/18/2016 10:46	1		AS-18
ICV 180-182114/13		07/18/2016 11:02	1		AS-18
CCV 180-182114/14		07/18/2016 11:17	1		AS-18
CCB 180-182114/15		07/18/2016 11:33	1		AS-18

300.0

HPLC/IC ANALYSIS RUN LOG

Lab Name: TestAmerica Pittsburgh Job No.: 460-116748-1

SDG No.:

Instrument ID: CHIC2100A Start Date: 07/19/2016 05:17

Analysis Batch Number: 182216 End Date: 07/19/2016 20:46

LAB SAMPLE ID	CLIENT SAMPLE ID	DATE ANALYZED	DILUTION FACTOR	LAB FILE ID	COLUMN ID
RINSE 180-182216/1		07/19/2016 05:17	1		AS-18
ICV 180-182216/2		07/19/2016 05:32	1	A-ICS2100 A 07-19-2016-2.d	AS-18
CCV 180-182216/3		07/19/2016 05:48	1	A-ICS2100 A 07-19-2016-3.d	AS-18
CCB 180-182216/4		07/19/2016 06:03	1	A-ICS2100 A 07-19-2016-4.d	AS-18
LCS 180-182216/5		07/19/2016 06:19	1	A-ICS2100 A 07-19-2016-5.d	AS-18
MB 180-182216/6		07/19/2016 06:34	1	A-ICS2100 A 07-19-2016-6.d	AS-18
460-116748-2		07/19/2016 06:50	5	A-ICS2100 A 07-19-2016-7.d	AS-18
460-116748-3		07/19/2016 07:07	1	A-ICS2100 A 07-19-2016-8.d	AS-18
460-116748-4		07/19/2016 07:24	5	A-ICS2100 A 07-19-2016-9.d	AS-18
460-116748-7		07/19/2016 07:40	1	A-ICS2100 A 07-19-2016-10.d	AS-18
460-116748-9		07/19/2016 07:56	1	A-ICS2100 A 07-19-2016-11.d	AS-18
460-116748-10		07/19/2016 08:11	1	A-ICS2100 A 07-19-2016-12.d	AS-18
460-116748-10 MS		07/19/2016 08:27	1	A-ICS2100 A 07-19-2016-13.d	AS-18
460-116748-10 MSD		07/19/2016 08:42	1	A-ICS2100 A 07-19-2016-14.d	AS-18
CCV 180-182216/15		07/19/2016 08:58	1	A-ICS2100 A 07-19-2016-15.d	AS-18
CCB 180-182216/16		07/19/2016 09:13	1	A-ICS2100 A 07-19-2016-16.d	AS-18
460-116748-6		07/19/2016 09:29	1	A-ICS2100 A 07-19-2016-17.d	AS-18
460-116748-8		07/19/2016 09:46	1	A-ICS2100 A 07-19-2016-18.d	AS-18
460-116748-14		07/19/2016 10:03	1	A-ICS2100 A 07-19-2016-19.d	AS-18
460-116748-15		07/19/2016 10:19	1	A-ICS2100 A 07-19-2016-20.d	AS-18
460-116748-16		07/19/2016 10:35	1	A-ICS2100 A 07-19-2016-21.d	AS-18
460-116748-18		07/19/2016 10:50	1	A-ICS2100 A 07-19-2016-22.d	AS-18
460-116748-19		07/19/2016 11:06	1	A-ICS2100 A 07-19-2016-23.d	AS-18
460-116748-21		07/19/2016 11:21	1	A-ICS2100 A 07-19-2016-24.d	AS-18
460-116748-21 MS		07/19/2016 11:39	1	A-ICS2100 A 07-19-2016-25.d	AS-18
460-116748-21 MSD		07/19/2016 11:56	1	A-ICS2100 A 07-19-2016-26.d	AS-18
CCV 180-182216/27		07/19/2016 12:14	1	A-ICS2100 A 07-19-2016-27.d	AS-18
CCB 180-182216/28		07/19/2016 12:29	1	A-ICS2100 A 07-19-2016-28.d	AS-18
460-116748-20		07/19/2016 12:45	1	A-ICS2100 A 07-19-2016-29.d	AS-18
460-116748-22		07/19/2016 13:00	1	A-ICS2100 A 07-19-2016-30.d	AS-18
460-116748-23		07/19/2016 13:16	1	A-ICS2100 A 07-19-2016-31.d	AS-18
460-116748-26		07/19/2016 13:32	1	A-ICS2100 A 07-19-2016-32.d	AS-18

300.0

HPLC/IC ANALYSIS RUN LOG

Lab Name: TestAmerica Pittsburgh Job No.: 460-116748-1

SDG No.:

Instrument ID: CHIC2100A Start Date: 07/19/2016 05:17

Analysis Batch Number: 182216 End Date: 07/19/2016 20:46

LAB SAMPLE ID	CLIENT SAMPLE ID	DATE ANALYZED	DILUTION FACTOR	LAB FILE ID	COLUMN ID
460-116748-13		07/19/2016 13:47	1	A-ICS2100 A 07-19-2016-33.d	AS-18
460-116748-17		07/19/2016 14:18	1	A-ICS2100 A 07-19-2016-35.d	AS-18
460-116748-12		07/19/2016 14:49	1	A-ICS2100 A 07-19-2016-37.d	AS-18
CCV 180-182216/38		07/19/2016 15:05	1	A-ICS2100 A 07-19-2016-38.d	AS-18
CCB 180-182216/39		07/19/2016 15:20	1	A-ICS2100 A 07-19-2016-39.d	AS-18
LCS 180-182216/40		07/19/2016 15:36	1	A-ICS2100 A 07-19-2016-40.d	AS-18
MB 180-182216/41		07/19/2016 15:51	1	A-ICS2100 A 07-19-2016-41.d	AS-18
460-116748-9		07/19/2016 16:07	5	A-ICS2100 A 07-19-2016-42.d	AS-18
ZZZZZ		07/19/2016 16:22	1		AS-18
ZZZZZ		07/19/2016 16:38	1		AS-18
ZZZZZ		07/19/2016 17:09	1		AS-18
ZZZZZ		07/19/2016 17:25	1		AS-18
ZZZZZ		07/19/2016 17:40	1		AS-18
ZZZZZ		07/19/2016 17:56	1		AS-18
CCV 180-182216/50		07/19/2016 18:11	1	A-ICS2100 A 07-19-2016-50.d	AS-18
CCB 180-182216/51		07/19/2016 18:27	1	A-ICS2100 A 07-19-2016-51.d	AS-18
ZZZZZ		07/19/2016 18:42	1		AS-18
ZZZZZ		07/19/2016 19:13	1		AS-18
ZZZZZ		07/19/2016 19:29	1		AS-18
ZZZZZ		07/19/2016 19:44	5		AS-18
ZZZZZ		07/19/2016 20:00	1		AS-18
ZZZZZ		07/19/2016 20:15	1		AS-18
CCV 180-182216/59		07/19/2016 20:31	1		AS-18
CCB 180-182216/60		07/19/2016 20:46	1		AS-18

300.0

FORM VI
HPLC/IC BY EXTERNAL STANDARD - INITIAL CALIBRATION DATA
CURVE EVALUATION

Lab Name: TestAmerica Pittsburgh Job No.: 460-116748-1 Analy Batch No.: 182114

SDG No.:

Instrument ID: CHIC2100A GC Column: AS-18 ID: Heated Purge: (Y/N) N

Calibration Start Date: 07/18/2016 08:01 Calibration End Date: 07/18/2016 09:40 Calibration ID: 31724

Calibration Files:

LEVEL:	LAB SAMPLE ID:	LAB FILE ID:
Level 1	IC 180-182114/2	A-ICS2100 A 07-18-2016-2.d
Level 2	IC 180-182114/3	A-ICS2100 A 07-18-2016-3.d
Level 3	IC 180-182114/4	A-ICS2100 A 07-18-2016-4.d
Level 4	IC 180-182114/5	A-ICS2100 A 07-18-2016-5.d
Level 5	IC 180-182114/6	A-ICS2100 A 07-18-2016-6.d
Level 6	IC 180-182114/7	A-ICS2100 A 07-18-2016-7.d
Level 7	IC 180-182114/8	A-ICS2100 A 07-18-2016-8.d

ANALYTE	CF				CURVE TYPE	COEFFICIENT			#	MIN CF	%RSD	#	MAX %RSD	R^2 OR COD	#	MIN R^2 OR COD
	LVL 1 LVL 5	LVL 2 LVL 6	LVL 3 LVL 7	LVL 4		B	M1	M2								
Bromide	27256000 22701100	22329600 24144210	21371800 25056575	22148440	LinF		24732616.3							0.9990		0.9950

Note: The m1 coefficient is the same as Ave CF for an Ave curve type.

FORM VII
HPLC/IC CONTINUING CALIBRATION DATA

Lab Name: TestAmerica Pittsburgh Job No.: 460-116748-1

SDG No.:

Lab Sample ID: ICV 180-182216/2 Calibration Date: 07/19/2016 05:32

Instrument ID: CHIC2100A Calib Start Date: 07/18/2016 08:01

GC Column: AS-18 ID: Calib End Date: 07/18/2016 09:40

Lab File ID: A-ICS2100 A 07-19-2016-2.d Conc. Units: mg/L

ANALYTE	CURVE TYPE	AVE CF	CF	MIN CF	CALC AMOUNT	SPIKE AMOUNT	%D	MAX %D
Bromide	LinF		26088780		0.0527	0.0500	5.5	10.0

FORM VII 300.0

FORM VII
HPLC/IC CONTINUING CALIBRATION DATA

Lab Name: TestAmerica Pittsburgh Job No.: 460-116748-1

SDG No.:

Lab Sample ID: CCV 180-182216/3 Calibration Date: 07/19/2016 05:48

Instrument ID: CHIC2100A Calib Start Date: 07/18/2016 08:01

GC Column: AS-18 ID: Calib End Date: 07/18/2016 09:40

Lab File ID: A-ICS2100 A 07-19-2016-3.d Conc. Units: mg/L

ANALYTE	CURVE TYPE	AVE CF	CF	MIN CF	CALC AMOUNT	SPIKE AMOUNT	%D	MAX %D
Bromide	LinF		26809360		0.108	0.100	8.4	10.0

FORM VII 300.0

FORM VII
HPLC/IC CONTINUING CALIBRATION DATA

Lab Name: TestAmerica Pittsburgh Job No.: 460-116748-1

SDG No.:

Lab Sample ID: CCV 180-182216/15 Calibration Date: 07/19/2016 08:58

Instrument ID: CHIC2100A Calib Start Date: 07/18/2016 08:01

GC Column: AS-18 ID: Calib End Date: 07/18/2016 09:40

Lab File ID: A-ICS2100 A 07-19-2016-15.d Conc. Units: mg/L

ANALYTE	CURVE TYPE	AVE CF	CF	MIN CF	CALC AMOUNT	SPIKE AMOUNT	%D	MAX %D
Bromide	LinF		26416600		0.107	0.100	6.8	10.0

FORM VII 300.0

FORM VII
HPLC/IC CONTINUING CALIBRATION DATA

Lab Name: TestAmerica Pittsburgh Job No.: 460-116748-1

SDG No.:

Lab Sample ID: CCV 180-182216/27 Calibration Date: 07/19/2016 12:14

Instrument ID: CHIC2100A Calib Start Date: 07/18/2016 08:01

GC Column: AS-18 ID: Calib End Date: 07/18/2016 09:40

Lab File ID: A-ICS2100 A 07-19-2016-27.d Conc. Units: mg/L

ANALYTE	CURVE TYPE	AVE CF	CF	MIN CF	CALC AMOUNT	SPIKE AMOUNT	%D	MAX %D
Bromide	LinF		26292190		0.106	0.100	6.3	10.0

FORM VII 300.0

FORM VII
HPLC/IC CONTINUING CALIBRATION DATA

Lab Name: TestAmerica Pittsburgh Job No.: 460-116748-1

SDG No.:

Lab Sample ID: CCV 180-182216/38 Calibration Date: 07/19/2016 15:05

Instrument ID: CHIC2100A Calib Start Date: 07/18/2016 08:01

GC Column: AS-18 ID: Calib End Date: 07/18/2016 09:40

Lab File ID: A-ICS2100 A 07-19-2016-38.d Conc. Units: mg/L

ANALYTE	CURVE TYPE	AVE CF	CF	MIN CF	CALC AMOUNT	SPIKE AMOUNT	%D	MAX %D
Bromide	LinF		26547370		0.107	0.100	7.3	10.0

FORM VII 300.0

FORM VII
HPLC/IC CONTINUING CALIBRATION DATA

Lab Name: TestAmerica Pittsburgh Job No.: 460-116748-1

SDG No.:

Lab Sample ID: CCV 180-182216/50 Calibration Date: 07/19/2016 18:11

Instrument ID: CHIC2100A Calib Start Date: 07/18/2016 08:01

GC Column: AS-18 ID: Calib End Date: 07/18/2016 09:40

Lab File ID: A-ICS2100 A 07-19-2016-50.d Conc. Units: mg/L

ANALYTE	CURVE TYPE	AVE CF	CF	MIN CF	CALC AMOUNT	SPIKE AMOUNT	%D	MAX %D
Bromide	LinF		26505000		0.107	0.100	7.2	10.0

FORM VII 300.0

COVER PAGE
GENERAL CHEMISTRY

Lab Name: TestAmerica Edison Job Number: 460-116748-1

SDG No.:

Project: LMC Great Neck Groundwater Monitoring

Client Sample ID	Lab Sample ID
IW-N13221-XX	460-116748-2
IW-N13266-XX	460-116748-3
IW-N13889-XX	460-116748-4
QC-EB070816	460-116748-6
MW-22ML-XX	460-116748-7
MW-22GL-XX	460-116748-8
MW-8GU-XX	460-116748-9
MW-8GL-XX	460-116748-10
QC-EB070716	460-116748-12
MW-1GL-XX	460-116748-13
MW-1MI-XX	460-116748-14
MW-1MI/L-XX	460-116748-15
MW-17GL-XX	460-116748-16
MW-18GL-XX	460-116748-17
MW-18ML-XX	460-116748-18
MW-39MI-XX	460-116748-19
MW-39MU-XX	460-116748-20
MW-8ML-XX	460-116748-21
MW-1ML-XX	460-116748-22
MW-17ML-XX	460-116748-23
MW-39ML-XX	460-116748-26

Comments:

9-IN
DETECTION LIMITS
GENERAL CHEMISTRY

Lab Name: TestAmerica Edison Job Number: 460-116748-1

SDG Number:

Matrix: Water Instrument ID: NOEQUIP

Method: SM 4500 Cl- B MDL Date: 03/02/2015 07:40

Analyte	Wavelength/ Mass	RL (mg/L)	MDL (mg/L)
Chloride		5	0.84

FORM IX - IN

9-IN
CALIBRATION BLANK DETECTION LIMITS
GENERAL CHEMISTRY

Lab Name: TestAmerica Edison Job Number: 460-116748-1

SDG Number:

Matrix: Water Instrument ID: NOEQUIP

Method: SM 4500 Cl- B XMDL Date: 03/02/2015 07:41

Analyte	Wavelength/ Mass	XRL (mg/L)	XMDL (mg/L)
Chloride		5	0.84

13-IN
ANALYSIS RUN LOG
GENERAL CHEMISTRY

Lab Name: TestAmerica Edison Job No.: 460-116748-1

SDG No.:

Instrument ID: NOEQUIP Method: SM 4500 Cl- B

Start Date: 07/21/2016 13:00 End Date: 07/21/2016 18:02

Lab Sample ID	D/F	Type	Time	Analytes																			
				CL-																			
MB 460-380353/1	1	T	13:00	X																			
LCSSRM 460-380353/2 ^2	2	T	13:00	X																			
460-116748-2	4	T	13:00	X																			
460-116748-2 MS	5	T	13:00	X																			
460-116748-2 MSD	5	T	13:00	X																			
460-116748-3	4	T	13:00	X																			
460-116748-4	4	T	13:00	X																			
460-116748-6	1	T	13:00	X																			
460-116748-7	4	T	13:00	X																			
460-116748-8	2	T	13:00	X																			
460-116748-9	4	T	13:00	X																			
460-116748-10	1	T	13:00	X																			
460-116748-12	1	T	13:00	X																			
460-116748-13	10	T	13:00	X																			
460-116748-14	1	T	13:00	X																			
460-116748-15	2	T	13:00	X																			
460-116748-16	1	T	13:00	X																			
460-116748-17	4	T	13:00	X																			
460-116748-19	2	T	13:00	X																			
460-116748-20	2	T	13:00	X																			
460-116748-21	1	T	13:00	X																			
460-116748-22	1	T	13:00	X																			
460-116748-23	1	T	13:00	X																			
460-116748-26	1	T	13:00	X																			
MB 460-380353/25	1	T	13:00	X																			
LCSSRM 460-380353/26 ^2	2	T	13:00	X																			
460-116748-18	1	T	13:00	X																			
460-116748-18 MS	2	T	13:00	X																			
460-116748-18 MSD	2	T	13:00	X																			
ZZZZZZ			18:02																				

Prep Types

T = Total/NA

3-IN
METHOD BLANK
GENERAL CHEMISTRY

Lab Name: TestAmerica Edison Job No.: 460-116748-1

SDG No.:

Method	Lab Sample ID	Analyte	Result	Qual	Units	RL	Dil
Batch ID: 380353 Date: 07/21/2016 13:00							
SM 4500 Cl- B	MB 460-380353/1	Chloride	5.0	U	mg/L	5.0	1
Batch ID: 380353 Date: 07/21/2016 13:00							
SM 4500 Cl- B	MB 460-380353/25	Chloride	5.0	U	mg/L	5.0	1

FORM III-IN

7A-IN
LCS-CERTIFIED REFERENCE MATERIAL
GENERAL CHEMISTRY

Lab Name: TestAmerica Edison Job No.: 460-116748-1

SDG No.:

Matrix: Water

Method	Lab Sample ID	Analyte	Result	C	Unit	Spike Amount	Pct. Rec.	Limits	RPD	RPD Limit	Q
Batch ID: 380353 Date: 07/21/2016 13:00											
						LCS Source: WTchlLCS_00068					
SM 4500 Cl- B	LCSSRM 460-380353/2 ^2	Chloride	76.98		mg/L	79.6	96.7	91.0-109.0			
Batch ID: 380353 Date: 07/21/2016 13:00											
						LCS Source: WTchlLCS_00068					
SM 4500 Cl- B	LCSSRM 460-380353/26 ^2	Chloride	77.98		mg/L	79.6	98.0	91.0-109.0			

Calculations are performed before rounding to avoid round-off errors in calculated results.

FORM VIIA-IN

5-IN
MATRIX SPIKE SAMPLE RECOVERY
GENERAL CHEMISTRY

Lab Name: TestAmerica Edison Job No.: 460-116748-1

SDG No.:

Matrix: Water

Method	Lab Sample ID	Analyte	Result	C	Unit	Spike Amount	Pct. Rec.	Limits	RPD	RPD Limit	Q
Batch ID: 380353 Date: 07/21/2016 13:00											
SM 4500 Cl- B	460-116748-2	Chloride	170		mg/L						
SM 4500 Cl- B MS	460-116748-2	Chloride	304.9		mg/L	125	108	90-110			
Batch ID: 380353 Date: 07/21/2016 13:00											
SM 4500 Cl- B	460-116748-18	Chloride	40.5		mg/L						
SM 4500 Cl- B MS	460-116748-18	Chloride	93.98		mg/L	50.0	107	90-110			

Calculations are performed before rounding to avoid round-off errors in calculated results.

FORM V-IN

5-IN
MATRIX SPIKE DUPLICATE SAMPLE RECOVERY
GENERAL CHEMISTRY

Lab Name: TestAmerica Edison Job No.: 460-116748-1

SDG No.:

Matrix: Water

Method	Lab Sample ID	Analyte	Result	C	Unit	Spike Amount	Pct. Rec.	Limits	RPD	RPD Limit	Q
Batch ID: 380353 Date: 07/21/2016 13:00											
SM 4500 Cl- B	460-116748-2 MSD	Chloride	302.4		mg/L	125	106	90-110	1	10	
Batch ID: 380353 Date: 07/21/2016 13:00											
SM 4500 Cl- B	460-116748-18 MSD	Chloride	92.98		mg/L	50.0	105	90-110	1	10	

Calculations are performed before rounding to avoid round-off errors in calculated results.

FORM V-IN

GENERAL CHEMISTRY BATCH WORKSHEET

Lab Name: TestAmerica Edison Job No.: 460-116748-1

SDG No.:

Batch Number: 380353 Batch Start Date: 07/21/16 13:00 Batch Analyst: Vu, Huan

Batch Method: SM 4500 Cl- B Batch End Date: 07/21/16 18:17

Lab Sample ID	Client Sample ID	Method Chain	Basis	FinalAmount	WTchlLCS 00068	WTchlSP1 00022	AnalysisComment		
MB 460-380353/1		SM 4500 Cl- B		100 mL			B-0217-16 : 0.014 N AgNO3 exp;01/02/17		
LCSSRM 460-380353/2 ^2		SM 4500 Cl- B		100 mL	50 mL		B-0140-16 : K2CrO4 exp;09/15/16		
460-116748-F-2 ^4	IW-N13221-XX	SM 4500 Cl- B	T	100 mL					
460-116748-F-2 MS ^5	IW-N13221-XX	SM 4500 Cl- B	T	100 mL		2.5 mL			
460-116748-F-2 MSD ^5	IW-N13221-XX	SM 4500 Cl- B	T	100 mL		2.5 mL			
460-116748-F-3 ^4	IW-N13266-XX	SM 4500 Cl- B	T	100 mL					
460-116748-F-4 ^4	IW-N13889-XX	SM 4500 Cl- B	T	100 mL					
460-116748-E-6	QC-EB070816	SM 4500 Cl- B	T	100 mL					
460-116748-F-7 ^4	MW-22ML-XX	SM 4500 Cl- B	T	100 mL					
460-116748-F-8 ^2	MW-22GL-XX	SM 4500 Cl- B	T	100 mL					
460-116748-F-9 ^4	MW-8GU-XX	SM 4500 Cl- B	T	100 mL					
460-116748-F-10	MW-8GL-XX	SM 4500 Cl- B	T	100 mL					
460-116748-E-12	QC-EB070716	SM 4500 Cl- B	T	100 mL					
460-116748-F-13 ^10	MW-1GL-XX	SM 4500 Cl- B	T	100 mL					
460-116748-F-14	MW-1MI-XX	SM 4500 Cl- B	T	100 mL					
460-116748-F-15 ^2	MW-1MI/L-XX	SM 4500 Cl- B	T	100 mL					
460-116748-F-16	MW-17GL-XX	SM 4500 Cl- B	T	100 mL					
460-116748-F-17 ^4	MW-18GL-XX	SM 4500 Cl- B	T	100 mL					
460-116748-F-19 ^2	MW-39MI-XX	SM 4500 Cl- B	T	100 mL					
460-116748-F-20 ^2	MW-39MU-XX	SM 4500 Cl- B	T	100 mL					

The pound sign (#) in the amount added field denotes that the reagent was used undiluted. All calculations are performed using the stated concentration for this reagent.

GENERAL CHEMISTRY BATCH WORKSHEET

Lab Name: TestAmerica Edison Job No.: 460-116748-1

SDG No.:

Batch Number: 380353 Batch Start Date: 07/21/16 13:00 Batch Analyst: Vu, Huan

Batch Method: SM 4500 Cl- B Batch End Date: 07/21/16 18:17

Lab Sample ID	Client Sample ID	Method Chain	Basis	FinalAmount	WTchlLCS 00068	WTchlSP1 00022	AnalysisComment		
460-116748-F-21	MW-8ML-XX	SM 4500 Cl-B	T	100 mL					
460-116748-F-22	MW-1ML-XX	SM 4500 Cl-B	T	100 mL					
460-116748-F-23	MW-17ML-XX	SM 4500 Cl-B	T	100 mL					
460-116748-F-26	MW-39ML-XX	SM 4500 Cl-B	T	100 mL					
MB 460-380353/25		SM 4500 Cl-B		100 mL					
LCSSRM 460-380353/26 ^2		SM 4500 Cl-B		100 mL	50 mL				
460-116748-F-18	MW-18ML-XX	SM 4500 Cl-B	T	100 mL					
460-116748-F-18 MS ^2	MW-18ML-XX	SM 4500 Cl-B	T	100 mL		2.5 mL			
460-116748-F-18 MSD ^2	MW-18ML-XX	SM 4500 Cl-B	T	100 mL		2.5 mL			

Batch Notes	

Basis	Basis Description
T	Total/NA

The pound sign (#) in the amount added field denotes that the reagent was used undiluted. All calculations are performed using the stated concentration for this reagent.

DATA USABILITY SUMMARY REPORT
GROUNDWATER MONITORING
PROJECT: LMC GREAT NECK
NEW YORK
DATE SAMPLES COLLECTED: JULY 11-12, 2016

LAB REPORT No. 460-117039-1

1.0 INTRODUCTION

Twenty-two aqueous samples including two field duplicate pairs, two equipment blanks and two trip blanks were collected by Tetra Tech, Inc., at the Lockheed Martin Great Neck site on July 11-12, 2016. The samples were sent to TestAmerica Laboratories, Inc., in Edison, New Jersey. All analyses were conducted in accordance with USEPA Contract Laboratory Program (CLP) OLM04.2 Method Volatile Organic Compound (VOC) Low Level (LL), SW846 8260C SIM, EPA Method 300.0, and Standard Methods 4500 Cl-B analytical and reporting protocols.

The data package deliverables provided by the laboratory included a Category B deliverable as outlined in the New York State Department of Environmental Conservation (NYSDEC) Analytical Services Protocols.

Data validation was performed on the aforementioned samples in accordance with EPA Region II data validation guidelines. However, the data validation review requirements were applied such that specifications of the methods took precedence over the specifications of the outlined in the USEPA Region II Standard Operating Procedures (SOPs) Low/Medium Volatile Data Validation, HW-33 Revision 3 (March 2013). Likewise, in the instances when method requirements were not defined, Region II guidelines were applied.

The Data Usability Summary Report (DUSR) was prepared after the process of data validation was completed and summarizes the overall data quality and usability in accordance with the NYSDEC Technical Guidance for Site Investigation and Remediation (NYSDEC 2010).

The DUSR review is based on the following parameters:

- * Data completeness
- * Hold times/Sample Preservation
- * GC/MS System Tuning and Performance
- Initial/continuing calibrations
- Laboratory Method and Trip Blank Results
- * Surrogate Spike Recoveries
- * Internal Standard Results
- * Laboratory Control Sample/Laboratory Control Spike Duplicate Results
- Matrix Spike/Matrix Spike Duplicate Results
- Field Duplicate Precision
- * Compound Identification/Quantitation
- Tentatively Identified Compounds Results
- * Detection Limits

The symbol (*) indicates that all quality control criteria were met for this parameter.

This report was prepared to provide a critical review of the laboratory analysis and reported chemical results. Overall, the data quality is acceptable. The results of the Quality Assurance Review are presented in Section 3.0. Summary tables are provided. Appendices A, B, and C are

provided so that the data user can review the qualified analytical results, results reported by the laboratory, and the supporting documentation associated with data findings and data quality.

2.0 SAMPLES INCLUDED IN REVIEW

Lab Report No. 460-117039-1

Sample ID	Lab ID	Date Collected	Test Requested
IW-N5535-XX	460-117039-12	7/11/2016	VOCs, Misc
MW-10GL-XX	460-117039-7	7/11/2016	VOCs, Misc
MW-16ML-XX	460-117039-21	7/12/2016	VOCs, Misc
MW-37ML-XX	460-117039-14	7/11/2016	VOCs, Misc
MW-38MI-XX	460-117039-20	7/12/2016	VOCs, Misc
MW-38ML-XX	460-117039-19	7/12/2016	VOCs, Misc
MW-43MI-XX	460-117039-13	7/11/2016	VOCs, Misc
MW-43MU-XX	460-117039-15	7/11/2016	VOCs, Misc
MW-45MI-XX	460-117039-22	7/12/2016	VOCs, Misc
MW-49MI-XX	460-117039-8	7/11/2016	VOCs, Misc
MW-49ML-XX	460-117039-9	7/11/2016	VOCs, Misc
MW-4GL-XX	460-117039-3	7/11/2016	VOCs, Misc
MW-4MI-XX	460-117039-4	7/11/2016	VOCs, Misc
MW-500XX	460-117039-11	7/11/2016	VOCs, Misc
MW-501-XX	460-117039-18	7/12/2016	VOCs, Misc
MW-51ML-XX	460-117039-10	7/11/2016	Select VOCs
MW-7GL-XX	460-117039-5	7/11/2016	VOCs, Misc
MW-7ML-XX	460-117039-6	7/11/2016	VOCs, Misc
QC-EB071116	460-117039-2	7/11/2016	VOCs, Misc
QC-EB071216-XX	460-117039-17	7/12/2016	VOCs, Misc
QC-TB071116	460-117039-1	7/11/2016	VOCs, Misc
QC-TB071216-XX	460-117039-16	7/12/2016	VOCs, Misc

Legend:

VOCs = CLP Low Level (LL) Volatile Organic Compounds in accordance with OLM04.2 Method and SW846 8260C SIM.
Select VOCs = 1,1,2-Trichlorotrifluoroethane (Freon 113), cis-1,2-Dichlorothene, Trichloroethene, and Tetrachloroethene Low Level (LL) Volatile Organic Compounds in accordance with OLM04.2 Method.
Misc = Bromide and Chlorine in accordance with EPA Method 300.0 and Standard Methods 4500 Cl-B, respectively.

3.0 RESULTS

3.1 DATA COMPLETENESS

With regard to the data package deliverables, the contents of the data package were complete and contained all necessary summary forms and raw instrument data.

3.2 QUALITY CONTROL PARAMETERS

Hold Times/Sample Preservation: Technical hold times and preservation were assessed by comparing the sample dates and preservation code on the sample COC with that of the analysis dates.

- All project samples were properly preserved and analyzed within the required hold time for all analyses.

GC/MS Performance Check (Tuning) Summary: Gas chromatograph/mass spectrometer (GC/MS) instrument tuning and performance checks are performed to ensure the instrument's ability to provide appropriate mass-resolution, identification and sensitivity.

- The BFB tuning compound mass-ion abundance criteria for the LL VOC analyses were reported within control limits.

Initial and Continuing Calibration Results: Control limits for initial and continuing instrument calibrations are established to ensure that the instrument is capable of producing accurate quantitative data. The following issues were noted:

- The initial calibration performed on 07/07/2016 had a Percent Relative Standard Deviation (%RSD) which exceeded the 40% quality control limit (for compounds exhibiting poor response) for acetone. All samples were affected. Only non-detected results were reported for acetone in the affected samples and these non-detects were qualified as estimated, (UJ).

- The continuing calibration performed on 07/15/2016 @ 22:59 had a Percent Difference (%D) which exceeded the 25% method quality control limit for bromomethane. Samples IW-N5535-XX, MW-43MI-XX, MW-49ML-XX, MW-4GL-XX, MW-4MI-XX, MW-7GL-XX, MW-7ML-XX, and QC-EB071116 were affected. The non-detected results reported for these compounds in the affected samples were qualified as estimated, (UJ).

- The continuing calibration performed on 07/16/2016 @ 21:53 had %Ds for bromomethane and acetone which exceeded the 25% and 40% quality control limits, respectively. Samples MW-10GL-XX, MW-16ML-XX, MW-37ML-XX, MW-38MI-XX, MW-38ML-XX, MW-43MU-XX, MW-45MI-XX, MW-49MI-XX, MW-500XX, MW-501-XX, QC-EB071216-XX, QC-TB071116, and QC-TB071216-XX were affected. The detected and non-detected results reported for these compounds in the affected samples were qualified as estimated, (J) and (UJ), respectively.

- All initial and continuing calibration response factors were within the quality control limits.

Laboratory Method and Trip Blank Contamination:

- The following contaminants were detected in the trip blanks, QC-TB071116 and QC-TB071216-XX, affecting all samples:

Compound	Concentration (µg/L)	Reporting Limit (RL) > or <
2-Butanone	25	>RL
Acetone	15	>RL
Ethylbenzene	0.17	<RL
m+p-Xylenes	0.38	<RL
o-Xylene	0.13	<RL
Toluene	0.2	<RL
Total Xylenes	0.51	<RL
2-Butanone	23	>RL
Acetone	14	>RL
Ethylbenzene	0.1	<RL
m+p-Xylenes	0.39	<RL
Toluene	0.2	<RL
Total Xylenes	0.39	<RL

No action was necessary for the common laboratory contaminants, 2-butanone and acetone, because these compounds were not detected in the environmental samples. The detected results reported below the RL for the remaining compounds were qualified as non-detected, (U), in sample MW-38ML-XX.

- No other target compound contaminants were detected in the laboratory method blanks associated with the reviewed parameters in this data set.

System Monitoring Compound (Surrogate) Recoveries:

- All surrogate recoveries fell within control limits for the project samples received for LL VOC reviewed.

Internal Standards Area Performance:

- The internal standard area counts and retention times fell within control limits for the project samples received and reviewed.

Laboratory Control Spike/Laboratory Control Spike Duplicate (LCS/LCSD) Results:

- The LCS/LCSD target compound Percent Recoveries (%Rs) and Relative Percent Differences (RPDs) were acceptable for the parameters reviewed.

Matrix Spike/Matrix Spike Duplicate Samples (MS/MSD) Results:

- The MS/MSD analyses of sample MW-43MI-XX had MS and MSD %Rs for dichlorodifluoromethane and pentafluoroethyl chloride (Freon 115) were below the 70% quality control limit. In addition, the MSD %Rs for 1,1,2-trichloro-1,2,2-trifluoroethane and methylcyclohexane were slightly below 70%. No action was taken for 1,1,2-trichloro-1,2,2-trifluoroethane and methylcyclohexane because the MS and LCS/LCSD %Rs were acceptable. The non-detected results reported for dichlorodifluoromethane and pentafluoroethyl chloride were qualified as estimated, (UJ), in the parent sample.

- All the remaining target compounds were within the quality control limits for the MS/MSD analyses of sample MW-43MI-XX.

- All the VOC target compounds were within the quality control limits for the MS/MSD analyses of sample MW-45MI-XX.

- The MS/MSD analyses of sample MW-500XX in the bromide fraction had acceptable %Rs and a RPD.

Field Duplicate Precision: Field duplicates are collected to provide information on sampling precision and homogeneity.

- MW-500XX was collected as a field duplicate sample of MW-43MI-XX. The results associated with these two samples fell within quality control limits, thereby satisfying precision.

- MW-501XX was collected as a field duplicate sample of MW-45MI-XX. The Relative Percent Difference (RPD) for 1,4-dioxane exceeded the 30% quality control criterion. The detected results reported for this compound in the field duplicate pair were qualified as estimated, (J). The remaining results associated with these two samples fell within quality control limits, thereby satisfying precision.

Target Compound Identification and Quantitation: The laboratory calculations are verified and compound identifications are reviewed and assessed by the data reviewer.

- The GC/MS raw data (quantitation reports and chromatograms) were provided for review. No laboratory calculation errors were noted for the sample selected for verification during data validation.

Tentatively Identified Compounds (TIC) Results:

- Unknown [1.34] was detected as a TIC in samples MW-38ML-XX and MW-43MU-XX. The TIC was qualified as presumptively present, (NJ). No TICs were detected in the remaining samples.

Detection Limits: Non-detected results were reported to the Method Detection Limit (MDL).

- The following samples were analyzed at dilutions:

Sample	Dilution	Fraction
MW-16ML-XX	2X	VOCs (OLM04.2 Method)
MW-38MI-XX	2X	VOCs (OLM04.2 Method)
MW-38ML-XX	2X	VOCs (OLM04.2 Method)
MW-10GL-XX	5X	Bromide
MW-4GL-XX	5X	Chloride
MW-7GL-XX	10X	Chloride
MW-7ML-XX	2X	Chloride
MW-10GL-XX	4X	Chloride
MW-16ML-XX	2X	Chloride

The RLs of the non-detected results in the VOC fraction were elevated.

4.0 CONCLUSIONS

Overall, based on the outcome of data validation and as summarized in the DUSR, the data quality is acceptable with the qualifiers noted in this report.

Tetra Tech, Inc.
Michelle L. Allen
Chemist/Data Validator

Tetra Tech, Inc.
Joseph A. Samchuck
Data Validation Manager

September 13, 2016

Attachments:

Appendix A – Qualified Analytical Results
Appendix B – Results as Reported by the Laboratory
Appendix C – Support Documentation

Data Qualifier Definitions

The following definitions provide brief explanations of the validation qualifiers assigned to results in the data review process.

U	The analyte was analyzed for, but was not detected at a level greater than or equal to the level of the adjusted method detection limit for sample and method.
J	The analyte was positively identified and the associated numerical value is the approximate concentration of the analyte in the sample (due either to the quality of the data generated because certain quality control criteria were not met, or the concentration of the analyte was below the reporting limit).
J+	The result is an estimated quantity, but the result may be biased high.
J-	The result is an estimated quantity, but the result may be biased low.
UJ	The analyte was analyzed for, but was not detected. The reported detection limit is approximate and may be inaccurate or imprecise.
R	The sample result (detected) is unusable due to the quality of the data generated because certain criteria were not met. The analyte may or may not be present in the sample.
UR	The sample result (nondetected) is unusable due to the quality of the data generated because certain criteria were not met. The analyte may or may not be present in the sample.

Appendix A

Qualified Analytical Results

Qualifier Codes:

A = Lab Blank Contamination
B = Field Blank Contamination
C = Calibration Noncompliance (i.e., % RSDs, %Ds, ICVs, CCVs, RRFs, etc.)
C01 = GC/MS Tuning Noncompliance
D = MS/MSD Recovery Noncompliance
E = LCS/LCSD Recovery Noncompliance
F = Lab Duplicate Imprecision
G = Field Duplicate Imprecision
H = Holding Time Exceedance
I = ICP Serial Dilution Noncompliance
J = ICP PDS Recovery Noncompliance; MSA's r < 0.995
K = ICP Interference - includes ICS % R Noncompliance
L = Instrument Calibration Range Exceedance
M = Sample Preservation Noncompliance
N = Internal Standard Noncompliance
N01 = Internal Standard Recovery Noncompliance Dioxins
N02 = Recovery Standard Noncompliance Dioxins
N03 = Clean-up Standard Noncompliance Dioxins
O = Poor Instrument Performance (i.e., base-time drifting)
P = Uncertainty near detection limit (< 2 x IDL for inorganics and <CRQL for organics)
Q = Other problems (can encompass a number of issues; i.e.chromatography,interferences, etc.)
R = Surrogates Recovery Noncompliance
S = Pesticide/PCB Resolution
T = % Breakdown Noncompliance for DDT and Endrin
U = RPD between columns/detectors >40% for positive results determined via GC/HPLC
V = Non-linear calibrations; correlation coefficient r < 0.995
W = EMPC result
X = Signal to noise response drop
Y = Percent solids <30%
Z = Uncertainty at 2 standard deviations is greater than sample activity
Z1 = Tentatively Identified Compound considered presumptively present
Z2 = Tentatively Identified Compound column bleed
Z3 = Tentatively Identified Compound aldol condensate
Z4 = Sample activity is less than the at uncertainty at 3 standard deviations and greater than the MDC
Z5 = Sample activity is less than the at uncertainty at 3 standard deviations and less than the MDC

PROJ_NO: 07793	NSAMPLE	IW-N5535-XX			MW-10GL-XX			MW-16ML-XX			MW-37ML-XX		
SDG: 460-117039-1	LAB_ID	460-117039-12			460-117039-7			460-117039-21			460-117039-14		
FRACTION: OV	SAMP_DATE	7/11/2016			7/11/2016			7/12/2016			7/11/2016		
MEDIA: WATER	QC_TYPE	NM			NM			NM			NM		
	UNITS	UG/L			UG/L			UG/L			UG/L		
	PCT_SOLIDS	0.0			0.0			0.0			0.0		
	DUP_OF												
PARAMETER		RESULT	VQL	QLCD	RESULT	VQL	QLCD	RESULT	VQL	QLCD	RESULT	VQL	QLCD
1,4-DIOXANE		0.11	U		0.11	U		2			1.2		

PROJ_NO: 07793	NSAMPLE	MW-38MI-XX			MW-38ML-XX			MW-43MI-XX			MW-43MU-XX		
SDG: 460-117039-1	LAB_ID	460-117039-20			460-117039-19			460-117039-13			460-117039-15		
FRACTION: OV	SAMP_DATE	7/12/2016			7/12/2016			7/11/2016			7/11/2016		
MEDIA: WATER	QC_TYPE	NM			NM			NM			NM		
	UNITS	UG/L			UG/L			UG/L			UG/L		
	PCT_SOLIDS	0.0			0.0			0.0			0.0		
	DUP_OF												
PARAMETER		RESULT	VQL	QLCD	RESULT	VQL	QLCD	RESULT	VQL	QLCD	RESULT	VQL	QLCD
1,4-DIOXANE		1.4			0.11	U		0.11	U		0.11	U	

PROJ_NO: 07793	NSAMPLE	MW-45MI-XX			MW-49MI-XX			MW-49ML-XX			MW-4GL-XX		
SDG: 460-117039-1	LAB_ID	460-117039-22			460-117039-8			460-117039-9			460-117039-3		
FRACTION: OV	SAMP_DATE	7/12/2016			7/11/2016			7/11/2016			7/11/2016		
MEDIA: WATER	QC_TYPE	NM			NM			NM			NM		
	UNITS	UG/L			UG/L			UG/L			UG/L		
	PCT_SOLIDS	0.0			0.0			0.0			0.0		
	DUP_OF												
PARAMETER		RESULT	VQL	QLCD	RESULT	VQL	QLCD	RESULT	VQL	QLCD	RESULT	VQL	QLCD
1,4-DIOXANE		2.2	J	G	1.1			0.11	U		0.11	U	

PROJ_NO: 07793	NSAMPLE	MW-4MI-XX			MW-500XX			MW-501-XX			MW-7GL-XX		
SDG: 460-117039-1	LAB_ID	460-117039-4			460-117039-11			460-117039-18			460-117039-5		
FRACTION: OV	SAMP_DATE	7/11/2016			7/11/2016			7/12/2016			7/11/2016		
MEDIA: WATER	QC_TYPE	NM			NM			NM			NM		
	UNITS	UG/L			UG/L			UG/L			UG/L		
	PCT_SOLIDS	0.0			0.0			0.0			0.0		
	DUP_OF				MW-43MI-XX			MW-45MI-XX					
PARAMETER		RESULT	VQL	QLCD	RESULT	VQL	QLCD	RESULT	VQL	QLCD	RESULT	VQL	QLCD
1,4-DIOXANE		0.11	U		0.11	U		1.2	J	G	0.11	U	

PROJ_NO: 07793	NSAMPLE	MW-7ML-XX			QC-EB071116			QC-EB071216-XX			QC-TB071116		
SDG: 460-117039-1	LAB_ID	460-117039-6			460-117039-2			460-117039-17			460-117039-1		
FRACTION: OV	SAMP_DATE	7/11/2016			7/11/2016			7/12/2016			7/11/2016		
MEDIA: WATER	QC_TYPE	NM			EB			EB			TB		
	UNITS	UG/L			UG/L			UG/L			UG/L		
	PCT_SOLIDS	0.0			0.0			0.0			0.0		
	DUP_OF												
PARAMETER		RESULT	VQL	QLCD	RESULT	VQL	QLCD	RESULT	VQL	QLCD	RESULT	VQL	QLCD
1,4-DIOXANE		1.3			0.11	U		0.11	U		0.11	U	

PROJ_NO: 07793	NSAMPLE	QC-TB071216-XX		
SDG: 460-117039-1	LAB_ID	460-117039-16		
FRACTION: OV	SAMP_DATE	7/12/2016		
MEDIA: WATER	QC_TYPE	TB		
	UNITS	UG/L		
	PCT_SOLIDS	0.0		
	DUP_OF			
PARAMETER		RESULT	VQL	QLCD
1,4-DIOXANE		0.11	U	

PROJ_NO: 07793	NSAMPLE	IW-N5535-XX			MW-10GL-XX			MW-16ML-XX			MW-37ML-XX		
SDG: 460-117039-1	LAB_ID	460-117039-12			460-117039-7			460-117039-21			460-117039-14		
FRACTION: OVCLP	SAMP_DATE	7/11/2016			7/11/2016			7/12/2016			7/11/2016		
MEDIA: WATER	QC_TYPE	NM			NM			NM			NM		
	UNITS	UG/L			UG/L			UG/L			UG/L		
	PCT_SOLIDS	0.0			0.0			0.0			0.0		
	DUP_OF												
PARAMETER		RESULT	VQL	QLCD	RESULT	VQL	QLCD	RESULT	VQL	QLCD	RESULT	VQL	QLCD
1,1,1-TRICHLOROETHANE		0.1	U		0.1	U		0.2	U		0.1	U	
1,1,2,2-TETRACHLOROETHANE		0.1	U		0.1	U		0.2	U		0.1	U	
1,1,2-TRICHLOROETHANE		0.1	U		0.1	U		0.2	U		0.1	U	
1,1,2-TRICHLOROTRIFLUOROETHANE		0.1	U		0.1	U		7.4			6.1		
1,1-DICHLORO-2,2,2-TRIFLUOROETHANE		0.1	U		0.1	U		0.2	U		0.1	U	
1,1-DICHLOROETHANE		0.1	U		0.1	U		0.2	U		0.1	U	
1,1-DICHLOROETHENE		0.2	J	P	0.42	J	P	0.62	J	P	0.25	J	P
1,1-DIFLUOROETHANE		0.1	U		0.1	U		0.2	U		0.1	U	
1,2,4-TRICHLOROBENZENE		0.1	U		0.1	U		0.2	U		0.1	U	
1,2-DIBROMO-3-CHLOROPROPANE		0.1	U		0.1	U		0.2	U		0.1	U	
1,2-DIBROMOETHANE		0.1	U		0.1	U		0.2	U		0.1	U	
1,2-DICHLOROBENZENE		0.1	U		0.1	U		0.2	U		0.1	U	
1,2-DICHLOROETHANE		0.1	U		0.1	U		0.2	U		0.1	U	
1,2-DICHLOROPROPANE		0.1	U		0.1	U		0.2	U		0.1	U	
1,3-DICHLOROBENZENE		0.1	U		0.1	U		0.2	U		0.1	U	
1,4-DICHLOROBENZENE		0.1	U		0.1	U		0.2	U		0.1	U	
2-BUTANONE		0.1	U		0.1	U		0.2	U		0.1	U	
2-HEXANONE		0.1	U		0.1	U		0.2	U		0.1	U	
4-METHYL-2-PENTANONE		0.1	U		0.1	U		0.2	U		0.1	U	
ACETONE		0.1	UJ	C	0.1	UJ	C	0.2	UJ	C	0.1	UJ	C
BENZENE		0.1	U		0.1	U		0.2	U		0.1	U	
BROMODICHLOROMETHANE		0.1	U		0.1	U		0.2	U		0.1	U	
BROMOFORM		0.1	U		0.1	U		0.2	U		0.1	U	
BROMOMETHANE		0.1	UJ	C	0.1	UJ	C	0.2	UJ	C	0.1	UJ	C
CARBON DISULFIDE		0.1	U		0.1	U		0.2	U		0.1	U	
CARBON TETRACHLORIDE		0.1	U		0.1	U		0.2	U		0.1	U	
CHLOROBENZENE		0.1	U		0.1	U		0.2	U		0.1	U	
CHLORODIBROMOMETHANE		0.1	U		0.1	U		0.2	U		0.1	U	
CHLORODIFLUOROMETHANE		0.1	U		0.1	U		40			1.5		
CHLOROETHANE		0.1	U		0.1	U		0.2	U		0.1	U	
CHLOROFORM		0.1	U		0.35	J	P	0.97	J	P	0.96	J	P
CHLOROMETHANE		0.1	U		0.1	U		0.2	U		0.1	U	
CIS-1,2-DICHLOROETHENE		0.1	U		0.1	U		320			200		
CIS-1,3-DICHLOROPROPENE		0.1	U		0.1	U		0.2	U		0.1	U	
CYCLOHEXANE		0.1	U		0.1	U		0.2	U		0.1	U	

PROJ_NO: 07793	NSAMPLE	MW-38MI-XX			MW-38ML-XX			MW-43MI-XX			MW-43MU-XX		
SDG: 460-117039-1	LAB_ID	460-117039-20			460-117039-19			460-117039-13			460-117039-15		
FRACTION: OVCLP	SAMP_DATE	7/12/2016			7/12/2016			7/11/2016			7/11/2016		
MEDIA: WATER	QC_TYPE	NM			NM			NM			NM		
	UNITS	UG/L			UG/L			UG/L			UG/L		
	PCT_SOLIDS	0.0			0.0			0.0			0.0		
	DUP_OF												
PARAMETER		RESULT	VQL	QLCD	RESULT	VQL	QLCD	RESULT	VQL	QLCD	RESULT	VQL	QLCD
1,1,1-TRICHLOROETHANE		0.2	U		0.2	U		0.1	U		0.1	U	
1,1,2,2-TETRACHLOROETHANE		0.2	U		0.39	J	P	0.1	U		0.1	U	
1,1,2-TRICHLOROETHANE		0.2	U		0.58	J	P	0.1	U		0.1	U	
1,1,2-TRICHLOROTRIFLUOROETHANE		13			7			2.4			0.1	U	
1,1-DICHLORO-2,2,2-TRIFLUOROETHANE		0.2	U		0.2	U		0.1	U		0.1	U	
1,1-DICHLOROETHANE		0.2	U		0.2	U		0.1	U		0.1	U	
1,1-DICHLOROETHENE		1.2	J	P	0.2	U		0.1	U		0.1	U	
1,1-DIFLUOROETHANE		0.2	U		0.2	U		0.1	U		0.1	U	
1,2,4-TRICHLOROBENZENE		0.2	U		0.2	U		0.1	U		0.1	U	
1,2-DIBROMO-3-CHLOROPROPANE		0.2	U		0.2	U		0.1	U		0.1	U	
1,2-DIBROMOETHANE		0.2	U		0.2	U		0.1	U		0.1	U	
1,2-DICHLOROBENZENE		0.2	U		0.2	U		0.1	U		0.1	U	
1,2-DICHLOROETHANE		0.2	U		0.2	U		0.1	U		0.1	U	
1,2-DICHLOROPROPANE		0.2	U		0.2	U		0.1	U		0.1	U	
1,3-DICHLOROBENZENE		0.2	U		0.2	U		0.1	U		0.1	U	
1,4-DICHLOROBENZENE		0.2	U		0.2	U		0.1	U		0.1	U	
2-BUTANONE		0.2	U		0.2	U		0.1	U		0.1	U	
2-HEXANONE		0.2	U		0.2	U		0.1	U		0.1	U	
4-METHYL-2-PENTANONE		0.2	U		0.2	U		0.1	U		0.1	U	
ACETONE		0.2	UJ	C	0.2	UJ	C	0.1	UJ	C	0.1	UJ	C
BENZENE		0.2	U		0.3	J	P	0.1	U		0.1	U	
BROMODICHLOROMETHANE		0.2	U		0.2	U		0.1	U		0.1	U	
BROMOFORM		0.2	U		0.2	U		0.1	U		0.1	U	
BROMOMETHANE		0.2	UJ	C	0.2	UJ	C	0.1	UJ	C	0.1	UJ	C
CARBON DISULFIDE		0.2	U		0.2	U		0.1	U		0.1	U	
CARBON TETRACHLORIDE		0.2	U		0.2	U		0.1	U		0.1	U	
CHLOROBENZENE		0.2	U		0.31	J	P	0.1	U		0.1	U	
CHLORODIBROMOMETHANE		0.2	U		0.2	U		0.1	U		0.1	U	
CHLORODIFLUOROMETHANE		0.2	U		1.9	J	P	3.7			0.1	U	
CHLOROETHANE		0.2	U		0.2	U		0.1	U		0.1	U	
CHLOROFORM		1.1	J	P	1	J	P	0.18	J	P	0.1	U	
CHLOROMETHANE		0.2	U		0.2	U		0.1	U		0.1	U	
CIS-1,2-DICHLOROETHENE		340			310			39			0.1	U	
CIS-1,3-DICHLOROPROPENE		0.2	U		0.2	U		0.1	U		0.1	U	
CYCLOHEXANE		0.2	U		0.2	U		0.1	U		0.1	U	

PROJ_NO: 07793	NSAMPLE	MW-45MI-XX			MW-49MI-XX			MW-49ML-XX			MW-4GL-XX		
SDG: 460-117039-1	LAB_ID	460-117039-22			460-117039-8			460-117039-9			460-117039-3		
FRACTION: OVCLP	SAMP_DATE	7/12/2016			7/11/2016			7/11/2016			7/11/2016		
MEDIA: WATER	QC_TYPE	NM			NM			NM			NM		
	UNITS	UG/L			UG/L			UG/L			UG/L		
	PCT_SOLIDS	0.0			0.0			0.0			0.0		
	DUP_OF												
PARAMETER		RESULT	VQL	QLCD	RESULT	VQL	QLCD	RESULT	VQL	QLCD	RESULT	VQL	QLCD
1,1,1-TRICHLOROETHANE		0.1	U		0.1	U		0.1	U		0.1	U	
1,1,2,2-TETRACHLOROETHANE		0.1	U		0.1	U		0.1	U		0.1	U	
1,1,2-TRICHLOROETHANE		0.1	U		0.1	U		0.1	U		0.1	U	
1,1,2-TRICHLOROTRIFLUOROETHANE		3.1			0.1	U		0.1	U		0.1	U	
1,1-DICHLORO-2,2,2-TRIFLUOROETHANE		0.1	U		0.1	U		0.1	U		0.1	U	
1,1-DICHLOROETHANE		0.1	U		0.1	U		0.1	U		0.1	U	
1,1-DICHLOROETHENE		0.1	U		0.1	U		0.1	U		0.1	U	
1,1-DIFLUOROETHANE		0.1	U		0.1	U		0.1	U		0.1	U	
1,2,4-TRICHLOROBENZENE		0.1	U		0.1	U		0.1	U		0.1	U	
1,2-DIBROMO-3-CHLOROPROPANE		0.1	U		0.1	U		0.1	U		0.1	U	
1,2-DIBROMOETHANE		0.1	U		0.1	U		0.1	U		0.1	U	
1,2-DICHLOROBENZENE		0.1	U		0.1	U		0.1	U		0.1	U	
1,2-DICHLOROETHANE		0.1	U		0.1	U		0.1	U		0.1	U	
1,2-DICHLOROPROPANE		0.1	U		0.1	U		0.1	U		0.1	U	
1,3-DICHLOROBENZENE		0.1	U		0.1	U		0.1	U		0.1	U	
1,4-DICHLOROBENZENE		0.1	U		0.1	U		0.1	U		0.1	U	
2-BUTANONE		0.1	U		0.1	U		0.1	U		0.1	U	
2-HEXANONE		0.1	U		0.1	U		0.1	U		0.1	U	
4-METHYL-2-PENTANONE		0.1	U		0.1	U		0.1	U		0.1	U	
ACETONE		0.1	UJ	C	0.1	UJ	C	0.1	UJ	C	0.1	UJ	C
BENZENE		0.1	U		0.1	U		0.1	U		0.1	U	
BROMODICHLOROMETHANE		0.1	U		0.1	U		0.1	U		0.1	U	
BROMOFORM		0.1	U		0.1	U		0.1	U		0.1	U	
BROMOMETHANE		0.1	UJ	C	0.1	UJ	C	0.1	UJ	C	0.1	UJ	C
CARBON DISULFIDE		0.1	U		0.1	U		0.1	U		0.1	U	
CARBON TETRACHLORIDE		0.1	U		0.1	U		0.1	U		0.1	U	
CHLOROBENZENE		0.1	U		0.1	U		0.1	U		0.1	U	
CHLORODIBROMOMETHANE		0.1	U		0.1	U		0.1	U		0.1	U	
CHLORODIFLUOROMETHANE		0.1	U		0.1	U		0.1	U		0.1	U	
CHLOROETHANE		0.1	U		0.1	U		0.1	U		0.1	U	
CHLOROFORM		0.61	J	P	0.1	U		0.1	U		0.1	U	
CHLOROMETHANE		0.1	U		0.1	U		0.1	U		0.1	U	
CIS-1,2-DICHLOROETHENE		40			0.1	U		0.1	U		0.39	J	P
CIS-1,3-DICHLOROPROPENE		0.1	U		0.1	U		0.1	U		0.1	U	
CYCLOHEXANE		0.1	U		0.1	U		0.1	U		0.1	U	

PROJ_NO: 07793	NSAMPLE	MW-4MI-XX			MW-500XX			MW-501-XX			MW-51ML-XX		
SDG: 460-117039-1	LAB_ID	460-117039-4			460-117039-11			460-117039-18			460-117039-10		
FRACTION: OVCLP	SAMP_DATE	7/11/2016			7/11/2016			7/12/2016			7/11/2016		
MEDIA: WATER	QC_TYPE	NM			NM			NM			NM		
	UNITS	UG/L			UG/L			UG/L			UG/L		
	PCT_SOLIDS	0.0			0.0			0.0			0.0		
	DUP_OF				MW-43MI-XX			MW-45MI-XX					
PARAMETER		RESULT	VQL	QLCD	RESULT	VQL	QLCD	RESULT	VQL	QLCD	RESULT	VQL	QLCD
1,1,1-TRICHLOROETHANE		0.1	U		0.1	U		0.1	U				
1,1,2,2-TETRACHLOROETHANE		0.1	U		0.1	U		0.1	U				
1,1,2-TRICHLOROETHANE		0.1	U		0.1	U		0.1	U				
1,1,2-TRICHLOROTRIFLUOROETHANE		1.1			2.2			3.1			0.21	J	P
1,1-DICHLORO-2,2,2-TRIFLUOROETHANE		0.1	U		0.1	U		0.1	U				
1,1-DICHLOROETHANE		0.1	U		0.1	U		0.1	U				
1,1-DICHLOROETHENE		0.1	U		0.1	U		0.1	U				
1,1-DIFLUOROETHANE		0.1	U		0.1	U		0.1	U				
1,2,4-TRICHLOROBENZENE		0.1	U		0.1	U		0.1	U				
1,2-DIBROMO-3-CHLOROPROPANE		0.1	U		0.1	U		0.1	U				
1,2-DIBROMOETHANE		0.1	U		0.1	U		0.1	U				
1,2-DICHLOROBENZENE		0.1	U		0.1	U		0.1	U				
1,2-DICHLOROETHANE		0.1	U		0.1	U		0.1	U				
1,2-DICHLOROPROPANE		0.1	U		0.1	U		0.1	U				
1,3-DICHLOROBENZENE		0.1	U		0.1	U		0.1	U				
1,4-DICHLOROBENZENE		0.1	U		0.1	U		0.1	U				
2-BUTANONE		0.1	U		0.1	U		0.1	U				
2-HEXANONE		0.1	U		0.1	U		0.1	U				
4-METHYL-2-PENTANONE		0.1	U		0.1	U		0.1	U				
ACETONE		0.1	UJ	C	0.1	UJ	C	0.1	UJ	C			
BENZENE		0.1	U		0.1	U		0.1	U				
BROMODICHLOROMETHANE		0.1	U		0.1	U		0.1	U				
BROMOFORM		0.1	U		0.1	U		0.1	U				
BROMOMETHANE		0.1	UJ	C	0.1	UJ	C	0.1	UJ	C			
CARBON DISULFIDE		0.1	U		0.1	U		0.1	U				
CARBON TETRACHLORIDE		0.1	U		0.1	U		0.1	U				
CHLOROBENZENE		0.1	U		0.1	U		0.1	U				
CHLORODIBROMOMETHANE		0.1	U		0.1	U		0.1	U				
CHLORODIFLUOROMETHANE		0.1	U		3.4			0.1	U				
CHLOROETHANE		0.1	U		0.1	U		0.1	U				
CHLOROFORM		0.1	U		0.15	J	P	0.54	J	P			
CHLOROMETHANE		0.1	U		0.1	U		0.1	U				
CIS-1,2-DICHLOROETHENE		20			41			41			4		
CIS-1,3-DICHLOROPROPENE		0.1	U		0.1	U		0.1	U				
CYCLOHEXANE		0.1	U		0.1	U		0.1	U				

PROJ_NO: 07793	NSAMPLE	MW-7GL-XX			MW-7ML-XX			QC-EB071116			QC-EB071216-XX		
SDG: 460-117039-1	LAB_ID	460-117039-5			460-117039-6			460-117039-2			460-117039-17		
FRACTION: OVCLP	SAMP_DATE	7/11/2016			7/11/2016			7/11/2016			7/12/2016		
MEDIA: WATER	QC_TYPE	NM			NM			EB			EB		
	UNITS	UG/L			UG/L			UG/L			UG/L		
	PCT_SOLIDS	0.0			0.0			0.0			0.0		
	DUP_OF												
PARAMETER		RESULT	VQL	QLCD	RESULT	VQL	QLCD	RESULT	VQL	QLCD	RESULT	VQL	QLCD
1,1,1-TRICHLOROETHANE		0.1	U		0.1	U		0.1	U		0.1	U	
1,1,2,2-TETRACHLOROETHANE		0.1	U		0.1	U		0.1	U		0.1	U	
1,1,2-TRICHLOROETHANE		0.1	U		0.1	U		0.1	U		0.1	U	
1,1,2-TRICHLOROTRIFLUOROETHANE		0.1	U		3.9			0.1	U		0.1	U	
1,1-DICHLORO-2,2,2-TRIFLUOROETHANE		0.1	U		0.1	U		0.1	U		0.1	U	
1,1-DICHLOROETHANE		0.1	U		0.1	U		0.1	U		0.1	U	
1,1-DICHLOROETHENE		0.1	U		0.19	J	P	0.1	U		0.1	U	
1,1-DIFLUOROETHANE		0.1	U		0.1	U		0.1	U		0.1	U	
1,2,4-TRICHLOROBENZENE		0.1	U		0.1	U		0.1	U		0.1	U	
1,2-DIBROMO-3-CHLOROPROPANE		0.1	U		0.1	U		0.1	U		0.1	U	
1,2-DIBROMOETHANE		0.1	U		0.1	U		0.1	U		0.1	U	
1,2-DICHLOROBENZENE		0.1	U		0.1	U		0.1	U		0.1	U	
1,2-DICHLOROETHANE		0.1	U		0.1	U		0.1	U		0.1	U	
1,2-DICHLOROPROPANE		0.1	U		0.1	U		0.1	U		0.1	U	
1,3-DICHLOROBENZENE		0.1	U		0.1	U		0.1	U		0.1	U	
1,4-DICHLOROBENZENE		0.1	U		0.1	U		0.1	U		0.1	U	
2-BUTANONE		0.1	U		0.1	U		0.1	U		0.1	U	
2-HEXANONE		0.1	U		0.1	U		0.1	U		0.1	U	
4-METHYL-2-PENTANONE		0.1	U		0.1	U		0.1	U		0.1	U	
ACETONE		0.1	UJ	C	0.1	UJ	C	0.1	UJ	C	0.1	UJ	C
BENZENE		0.1	U		0.1	U		0.1	U		0.1	U	
BROMODICHLOROMETHANE		0.1	U		0.1	U		0.1	U		0.1	U	
BROMOFORM		0.1	U		0.1	U		0.1	U		0.1	U	
BROMOMETHANE		0.1	UJ	C	0.1	UJ	C	0.1	UJ	C	0.1	UJ	C
CARBON DISULFIDE		0.1	U		0.1	U		0.1	U		0.1	U	
CARBON TETRACHLORIDE		0.1	U		0.1	U		0.1	U		0.1	U	
CHLOROBENZENE		0.1	U		0.1	U		0.1	U		0.1	U	
CHLORODIBROMOMETHANE		0.1	U		0.1	U		0.1	U		0.1	U	
CHLORODIFLUOROMETHANE		6.9			0.1	U		0.1	U		0.1	U	
CHLOROETHANE		0.1	U		0.1	U		0.1	U		0.1	U	
CHLOROFORM		0.1	U		0.37	J	P	0.1	U		0.1	U	
CHLOROMETHANE		0.1	U		0.1	U		0.1	U		0.1	U	
CIS-1,2-DICHLOROETHENE		5.5			130			0.1	U		0.1	U	
CIS-1,3-DICHLOROPROPENE		0.1	U		0.1	U		0.1	U		0.1	U	
CYCLOHEXANE		0.1	U		0.1	U		0.1	U		0.1	U	

PROJ_NO: 07793	NSAMPLE	QC-TB071116			QC-TB071216-XX		
SDG: 460-117039-1	LAB_ID	460-117039-1			460-117039-16		
FRACTION: OVCLP	SAMP_DATE	7/11/2016			7/12/2016		
MEDIA: WATER	QC_TYPE	TB			TB		
	UNITS	UG/L			UG/L		
	PCT_SOLIDS	0.0			0.0		
	DUP_OF						
PARAMETER		RESULT	VQL	QLCD	RESULT	VQL	QLCD
1,1,1-TRICHLOROETHANE		0.1	U		0.1	U	
1,1,2,2-TETRACHLOROETHANE		0.1	U		0.1	U	
1,1,2-TRICHLOROETHANE		0.1	U		0.1	U	
1,1,2-TRICHLOROTRIFLUOROETHANE		0.1	U		0.1	U	
1,1-DICHLORO-2,2,2-TRIFLUOROETHANE		0.1	U		0.1	U	
1,1-DICHLOROETHANE		0.1	U		0.1	U	
1,1-DICHLOROETHENE		0.1	U		0.1	U	
1,1-DIFLUOROETHANE		0.1	U		0.1	U	
1,2,4-TRICHLOROBENZENE		0.1	U		0.1	U	
1,2-DIBROMO-3-CHLOROPROPANE		0.1	U		0.1	U	
1,2-DIBROMOETHANE		0.1	U		0.1	U	
1,2-DICHLOROBENZENE		0.1	U		0.1	U	
1,2-DICHLOROETHANE		0.1	U		0.1	U	
1,2-DICHLOROPROPANE		0.1	U		0.1	U	
1,3-DICHLOROBENZENE		0.1	U		0.1	U	
1,4-DICHLOROBENZENE		0.1	U		0.1	U	
2-BUTANONE		25			23		
2-HEXANONE		0.1	U		0.1	U	
4-METHYL-2-PENTANONE		0.1	U		0.1	U	
ACETONE		15	J	C	14	J	C
BENZENE		0.1	U		0.1	U	
BROMODICHLOROMETHANE		0.1	U		0.1	U	
BROMOFORM		0.1	U		0.1	U	
BROMOMETHANE		0.1	UJ	C	0.1	UJ	C
CARBON DISULFIDE		0.1	U		0.1	U	
CARBON TETRACHLORIDE		0.1	U		0.1	U	
CHLOROBENZENE		0.1	U		0.1	U	
CHLORODIBROMOMETHANE		0.1	U		0.1	U	
CHLORODIFLUOROMETHANE		0.1	U		0.1	U	
CHLOROETHANE		0.1	U		0.1	U	
CHLOROFORM		0.1	U		0.1	U	
CHLOROMETHANE		0.1	U		0.1	U	
CIS-1,2-DICHLOROETHENE		0.1	U		0.1	U	
CIS-1,3-DICHLOROPROPENE		0.1	U		0.1	U	
CYCLOHEXANE		0.1	U		0.1	U	

PROJ_NO: 07793	NSAMPLE	IW-N5535-XX			MW-10GL-XX			MW-16ML-XX			MW-37ML-XX		
SDG: 460-117039-1	LAB_ID	460-117039-12			460-117039-7			460-117039-21			460-117039-14		
FRACTION: OVCLP	SAMP_DATE	7/11/2016			7/11/2016			7/12/2016			7/11/2016		
MEDIA: WATER	QC_TYPE	NM			NM			NM			NM		
	UNITS	UG/L			UG/L			UG/L			UG/L		
	PCT_SOLIDS	0.0			0.0			0.0			0.0		
	DUP_OF												
PARAMETER		RESULT	VQL	QLCD	RESULT	VQL	QLCD	RESULT	VQL	QLCD	RESULT	VQL	QLCD
DICHLORODIFLUOROMETHANE		0.1	U		0.1	U		0.2	U		0.1	U	
ETHYLBENZENE		0.1	U		0.1	U		0.2	U		0.1	U	
ISOPROPYLBENZENE		0.1	U		0.1	U		0.2	U		0.1	U	
M+P-XYLENES		0.1	U		0.1	U		0.2	U		0.1	U	
METHYL ACETATE		0.1	U		0.1	U		0.2	U		0.1	U	
METHYL CYCLOHEXANE		0.1	U		0.1	U		0.2	U		0.1	U	
METHYL TERT-BUTYL ETHER		0.1	U		0.1	U		0.2	U		0.1	U	
METHYLENE CHLORIDE		0.1	U		0.1	U		0.2	U		0.1	U	
O-XYLENE		0.1	U		0.1	U		0.2	U		0.1	U	
PENTAFLUOROETHYL CHLORIDE		0.1	U		0.1	U		0.2	U		0.1	U	
STYRENE		0.1	U		0.1	U		0.2	U		0.1	U	
TETRACHLOROETHENE		0.1	U		0.75	J	P	28			13		
TOLUENE		0.1	U		0.1	U		0.2	U		0.1	U	
TOTAL XYLENES		0.1	U		0.1	U		0.2	U		0.1	U	
TRANS-1,2-DICHLOROETHENE		0.1	U		0.1	U		6.9			0.97	J	P
TRANS-1,3-DICHLOROPROPENE		0.1	U		0.1	U		0.2	U		0.1	U	
TRICHLOROETHENE		0.49	J	P	0.77	J	P	79			52		
TRICHLOROFLUOROMETHANE		0.1	U		0.1	U		0.55	J	P	0.5	J	P
VINYL CHLORIDE		0.1	U		0.1	U		0.2	U		0.1	U	

PROJ_NO: 07793	NSAMPLE	MW-38MI-XX			MW-38ML-XX			MW-43MI-XX			MW-43MU-XX		
SDG: 460-117039-1	LAB_ID	460-117039-20			460-117039-19			460-117039-13			460-117039-15		
FRACTION: OVCLP	SAMP_DATE	7/12/2016			7/12/2016			7/11/2016			7/11/2016		
MEDIA: WATER	QC_TYPE	NM			NM			NM			NM		
	UNITS	UG/L			UG/L			UG/L			UG/L		
	PCT_SOLIDS	0.0			0.0			0.0			0.0		
	DUP_OF												
PARAMETER		RESULT	VQL	QLCD	RESULT	VQL	QLCD	RESULT	VQL	QLCD	RESULT	VQL	QLCD
DICHLORODIFLUOROMETHANE		0.2	U		0.2	U		0.1	UJ	D	0.1	U	
ETHYLBENZENE		0.2	U		0.23	U	B	0.1	U		0.1	U	
ISOPROPYLBENZENE		0.2	U		0.2	U		0.1	U		0.1	U	
M+P-XYLENES		0.2	U		0.46	U	B	0.1	U		0.1	U	
METHYL ACETATE		0.2	U		0.2	U		0.1	U		0.1	U	
METHYL CYCLOHEXANE		0.2	U		0.2	U		0.1	U		0.1	U	
METHYL TERT-BUTYL ETHER		0.2	U		0.2	U		0.1	U		0.1	U	
METHYLENE CHLORIDE		0.2	U		0.2	U		0.1	U		0.1	U	
O-XYLENE		0.2	U		0.27	U	B	0.1	U		0.1	U	
PENTAFLUOROETHYL CHLORIDE		0.2	U		0.2	U		0.1	UJ	D	0.1	U	
STYRENE		0.2	U		0.2	U		0.1	U		0.1	U	
TETRACHLOROETHENE		48			20			6.7			0.1	U	
TOLUENE		0.2	U		0.33	U	B	0.1	U		0.1	U	
TOTAL XYLENES		0.2	U		0.73	U	B	0.1	U		0.1	U	
TRANS-1,2-DICHLOROETHENE		2.3			4.8			0.1	U		0.1	U	
TRANS-1,3-DICHLOROPROPENE		0.2	U		0.2	U		0.1	U		0.1	U	
TRICHLOROETHENE		95			53			16			0.1	U	
TRICHLOROFLUOROMETHANE		0.59	J	P	0.44	J	P	0.11	J	P	0.1	U	
VINYL CHLORIDE		0.2	U		0.2	U		0.1	U		0.1	U	

PROJ_NO: 07793	NSAMPLE	MW-45MI-XX			MW-49MI-XX			MW-49ML-XX			MW-4GL-XX		
SDG: 460-117039-1	LAB_ID	460-117039-22			460-117039-8			460-117039-9			460-117039-3		
FRACTION: OVCLP	SAMP_DATE	7/12/2016			7/11/2016			7/11/2016			7/11/2016		
MEDIA: WATER	QC_TYPE	NM			NM			NM			NM		
	UNITS	UG/L			UG/L			UG/L			UG/L		
	PCT_SOLIDS	0.0			0.0			0.0			0.0		
	DUP_OF												
PARAMETER		RESULT	VQL	QLCD	RESULT	VQL	QLCD	RESULT	VQL	QLCD	RESULT	VQL	QLCD
DICHLORODIFLUOROMETHANE		0.1	U		0.1	U		0.1	U		0.1	U	
ETHYLBENZENE		0.1	U		0.1	U		0.1	U		0.1	U	
ISOPROPYLBENZENE		0.1	U		0.1	U		0.1	U		0.1	U	
M+P-XYLENES		0.1	U		0.1	U		0.1	U		0.1	U	
METHYL ACETATE		0.1	U		0.1	U		0.1	U		0.1	U	
METHYL CYCLOHEXANE		0.1	U		0.1	U		0.1	U		0.1	U	
METHYL TERT-BUTYL ETHER		0.1	U		0.1	U		0.1	U		0.1	U	
METHYLENE CHLORIDE		0.1	U		0.1	U		0.1	U		0.1	U	
O-XYLENE		0.1	U		0.1	U		0.1	U		0.1	U	
PENTAFLUOROETHYL CHLORIDE		0.1	U		0.1	U		0.1	U		0.1	U	
STYRENE		0.1	U		0.1	U		0.1	U		0.1	U	
TETRACHLOROETHENE		3.6			0.43	J	P	0.1	U		0.65	J	P
TOLUENE		0.1	U		0.1	U		0.1	U		0.1	U	
TOTAL XYLENES		0.1	U		0.1	U		0.1	U		0.1	U	
TRANS-1,2-DICHLOROETHENE		1.6			0.1	U		0.1	U		0.1	U	
TRANS-1,3-DICHLOROPROPENE		0.1	U		0.1	U		0.1	U		0.1	U	
TRICHLOROETHENE		29			0.1	U		0.1	U		1		
TRICHLOROFLUOROMETHANE		0.63	J	P	0.1	U		0.1	U		0.1	U	
VINYL CHLORIDE		0.1	U		0.1	U		0.1	U		0.1	U	

PROJ_NO: 07793	NSAMPLE	MW-4MI-XX			MW-500XX			MW-501-XX			MW-51ML-XX		
SDG: 460-117039-1	LAB_ID	460-117039-4			460-117039-11			460-117039-18			460-117039-10		
FRACTION: OVCLP	SAMP_DATE	7/11/2016			7/11/2016			7/12/2016			7/11/2016		
MEDIA: WATER	QC_TYPE	NM			NM			NM			NM		
	UNITS	UG/L			UG/L			UG/L			UG/L		
	PCT_SOLIDS	0.0			0.0			0.0			0.0		
	DUP_OF				MW-43MI-XX			MW-45MI-XX					
PARAMETER		RESULT	VQL	QLCD	RESULT	VQL	QLCD	RESULT	VQL	QLCD	RESULT	VQL	QLCD
DICHLORODIFLUOROMETHANE		0.1	U		0.1	U		0.1	U				
ETHYLBENZENE		0.1	U		0.1	U		0.1	U				
ISOPROPYLBENZENE		0.1	U		0.1	U		0.1	U				
M+P-XYLENES		0.1	U		0.1	U		0.1	U				
METHYL ACETATE		0.1	U		0.1	U		0.1	U				
METHYL CYCLOHEXANE		0.1	U		0.1	U		0.1	U				
METHYL TERT-BUTYL ETHER		0.1	U		0.1	U		0.1	U				
METHYLENE CHLORIDE		0.1	U		0.1	U		0.1	U				
O-XYLENE		0.1	U		0.1	U		0.1	U				
PENTAFLUOROETHYL CHLORIDE		0.1	U		0.1	U		0.1	U				
STYRENE		0.1	U		0.1	U		0.1	U				
TETRACHLOROETHENE		2.5			6.8			3.5			0.49	J	P
TOLUENE		0.1	U		0.1	U		0.1	U				
TOTAL XYLENES		0.1	U		0.1	U		0.1	U				
TRANS-1,2-DICHLOROETHENE		0.1	U		0.1	U		1.3					
TRANS-1,3-DICHLOROPROPENE		0.1	U		0.1	U		0.1	U				
TRICHLOROETHENE		4.4			15			28			1.7		
TRICHLOROFLUOROMETHANE		0.1	U		0.1	U		0.67	J	P			
VINYL CHLORIDE		0.1	U		0.1	U		0.1	U				

PROJ_NO: 07793	NSAMPLE	MW-7GL-XX			MW-7ML-XX			QC-EB071116			QC-EB071216-XX		
SDG: 460-117039-1	LAB_ID	460-117039-5			460-117039-6			460-117039-2			460-117039-17		
FRACTION: OVCLP	SAMP_DATE	7/11/2016			7/11/2016			7/11/2016			7/12/2016		
MEDIA: WATER	QC_TYPE	NM			NM			EB			EB		
	UNITS	UG/L			UG/L			UG/L			UG/L		
	PCT_SOLIDS	0.0			0.0			0.0			0.0		
	DUP_OF												
PARAMETER		RESULT	VQL	QLCD	RESULT	VQL	QLCD	RESULT	VQL	QLCD	RESULT	VQL	QLCD
DICHLORODIFLUOROMETHANE		0.1	U		0.1	U		0.1	U		0.1	U	
ETHYLBENZENE		0.1	U		0.1	U		0.1	U		0.1	U	
ISOPROPYLBENZENE		0.1	U		0.1	U		0.1	U		0.1	U	
M+P-XYLENES		0.1	U		0.1	U		0.1	U		0.1	U	
METHYL ACETATE		0.1	U		0.1	U		0.1	U		0.1	U	
METHYL CYCLOHEXANE		0.1	U		0.1	U		0.1	U		0.1	U	
METHYL TERT-BUTYL ETHER		0.32	J	P	0.1	U		0.1	U		0.1	U	
METHYLENE CHLORIDE		0.1	U		0.1	U		0.1	U		0.1	U	
O-XYLENE		0.1	U		0.1	U		0.1	U		0.1	U	
PENTAFLUOROETHYL CHLORIDE		0.1	U		0.1	U		0.1	U		0.1	U	
STYRENE		0.1	U		0.1	U		0.1	U		0.1	U	
TETRACHLOROETHENE		1.5			23			0.1	U		0.1	U	
TOLUENE		0.1	U		0.1	U		0.1	U		0.1	U	
TOTAL XYLENES		0.1	U		0.1	U		0.1	U		0.1	U	
TRANS-1,2-DICHLOROETHENE		0.1	U		1.6			0.1	U		0.1	U	
TRANS-1,3-DICHLOROPROPENE		0.1	U		0.1	U		0.1	U		0.1	U	
TRICHLOROETHENE		3.1			27			0.1	U		0.1	U	
TRICHLOROFLUOROMETHANE		0.1	U		0.22	J	P	0.1	U		0.1	U	
VINYL CHLORIDE		0.1	U		0.1	U		0.1	U		0.1	U	

PROJ_NO: 07793	NSAMPLE	QC-TB071116			QC-TB071216-XX		
SDG: 460-117039-1	LAB_ID	460-117039-1			460-117039-16		
FRACTION: OVCLP	SAMP_DATE	7/11/2016			7/12/2016		
MEDIA: WATER	QC_TYPE	TB			TB		
	UNITS	UG/L			UG/L		
	PCT_SOLIDS	0.0			0.0		
	DUP_OF						
PARAMETER		RESULT	VQL	QLCD	RESULT	VQL	QLCD
DICHLORODIFLUOROMETHANE		0.1	U		0.1	U	
ETHYLBENZENE		0.17	J	P	0.1	J	P
ISOPROPYLBENZENE		0.1	U		0.1	U	
M+P-XYLENES		0.38	J	P	0.39	J	P
METHYL ACETATE		0.1	U		0.1	U	
METHYL CYCLOHEXANE		0.1	U		0.1	U	
METHYL TERT-BUTYL ETHER		0.1	U		0.1	U	
METHYLENE CHLORIDE		0.1	U		0.1	U	
O-XYLENE		0.13	J	P	0.1	U	
PENTAFLUOROETHYL CHLORIDE		0.1	U		0.1	U	
STYRENE		0.1	U		0.1	U	
TETRACHLOROETHENE		0.1	U		0.1	U	
TOLUENE		0.2	J	P	0.2	J	P
TOTAL XYLENES		0.51	J	P	0.39	J	P
TRANS-1,2-DICHLOROETHENE		0.1	U		0.1	U	
TRANS-1,3-DICHLOROPROPENE		0.1	U		0.1	U	
TRICHLOROETHENE		0.1	U		0.1	U	
TRICHLOROFLUOROMETHANE		0.1	U		0.1	U	
VINYL CHLORIDE		0.1	U		0.1	U	

PROJ_NO: 07793	NSAMPLE	MW-38ML-XX			MW-43MU-XX		
SDG: 460-117039-1	LAB_ID	460-117039-19			460-117039-15		
FRACTION: TICOV	SAMP_DATE	7/12/2016			7/11/2016		
MEDIA: WATER	QC_TYPE	NM			NM		
	UNITS	UG/L			UG/L		
	PCT_SOLIDS	0.0			0.0		
	DUP_OF						
PARAMETER		RESULT	VQL	QLCD	RESULT	VQL	QLCD
UNKNOWN [1.34]		130	NJ	Z1	120	NJ	Z1

PROJ_NO: 07793	NSAMPLE	IW-N5535-XX			MW-10GL-XX			MW-16ML-XX			MW-37ML-XX		
SDG: 460-117039-1	LAB_ID	460-117039-12			460-117039-7			460-117039-21			460-117039-14		
FRACTION: MISC	SAMP_DATE	7/11/2016			7/11/2016			7/12/2016			7/11/2016		
MEDIA: WATER	QC_TYPE	NM			NM			NM			NM		
	UNITS	MG/L			MG/L			MG/L			MG/L		
	PCT_SOLIDS	0.0			0.0			0.0			0.0		
	DUP_OF												
PARAMETER		RESULT	VQL	QLCD	RESULT	VQL	QLCD	RESULT	VQL	QLCD	RESULT	VQL	QLCD
BROMIDE		0.15			0.21			0.082			0.045		
CHLORIDE		71			258			88			35		

PROJ_NO: 07793	NSAMPLE	MW-38MI-XX			MW-38ML-XX			MW-43MI-XX			MW-43MU-XX		
SDG: 460-117039-1	LAB_ID	460-117039-20			460-117039-19			460-117039-13			460-117039-15		
FRACTION: MISC	SAMP_DATE	7/12/2016			7/12/2016			7/11/2016			7/11/2016		
MEDIA: WATER	QC_TYPE	NM			NM			NM			NM		
	UNITS	MG/L			MG/L			MG/L			MG/L		
	PCT_SOLIDS	0.0			0.0			0.0			0.0		
	DUP_OF												
PARAMETER		RESULT	VQL	QLCD	RESULT	VQL	QLCD	RESULT	VQL	QLCD	RESULT	VQL	QLCD
BROMIDE		0.063			0.044			0.027			0.039		
CHLORIDE		57			38.5			11.5			11		

PROJ_NO: 07793	NSAMPLE	MW-45MI-XX			MW-49MI-XX			MW-49ML-XX			MW-4GL-XX		
SDG: 460-117039-1	LAB_ID	460-117039-22			460-117039-8			460-117039-9			460-117039-3		
FRACTION: MISC	SAMP_DATE	7/12/2016			7/11/2016			7/11/2016			7/11/2016		
MEDIA: WATER	QC_TYPE	NM			NM			NM			NM		
	UNITS	MG/L			MG/L			MG/L			MG/L		
	PCT_SOLIDS	0.0			0.0			0.0			0.0		
	DUP_OF												
PARAMETER		RESULT	VQL	QLCD	RESULT	VQL	QLCD	RESULT	VQL	QLCD	RESULT	VQL	QLCD
BROMIDE		0.034			0.14			0.05			0.033		
CHLORIDE		17.5			59			16.5			400		

PROJ_NO: 07793	NSAMPLE	MW-4MI-XX			MW-500XX			MW-501-XX			MW-7GL-XX		
SDG: 460-117039-1	LAB_ID	460-117039-4			460-117039-11			460-117039-18			460-117039-5		
FRACTION: MISC	SAMP_DATE	7/11/2016			7/11/2016			7/12/2016			7/11/2016		
MEDIA: WATER	QC_TYPE	NM			NM			NM			NM		
	UNITS	MG/L			MG/L			MG/L			MG/L		
	PCT_SOLIDS	0.0			0.0			0.0			0.0		
	DUP_OF				MW-43MI-XX			MW-45MI-XX					
PARAMETER		RESULT	VQL	QLCD	RESULT	VQL	QLCD	RESULT	VQL	QLCD	RESULT	VQL	QLCD
BROMIDE		0.013			0.026			0.032			0.083		
CHLORIDE		68.1			11			17.5			600		

PROJ_NO: 07793	NSAMPLE	MW-7ML-XX			QC-EB071116			QC-EB071216-XX		
SDG: 460-117039-1	LAB_ID	460-117039-6			460-117039-2			460-117039-17		
FRACTION: MISC	SAMP_DATE	7/11/2016			7/11/2016			7/12/2016		
MEDIA: WATER	QC_TYPE	NM			EB			EB		
	UNITS	MG/L			MG/L			MG/L		
	PCT_SOLIDS	0.0			0.0			0.0		
	DUP_OF									
PARAMETER		RESULT	VQL	QLCD	RESULT	VQL	QLCD	RESULT	VQL	QLCD
BROMIDE		0.15			0.00045	U		0.00045	U	
CHLORIDE		109			0.84	U		0.84	U	

Appendix B

Results as Reported by the Laboratory

FORM I
GC/MS VOA ORGANICS ANALYSIS DATA SHEET

Lab Name: TestAmerica Edison | Job No.: 460-117039-1

SDG No.:

Client Sample ID: QC-TB071116 | Lab Sample ID: 460-117039-1

Matrix: Water | Lab File ID: N95349.D

Analysis Method: 8260C SIM | Date Collected: 07/11/2016 10:20

Sample wt/vol: 5(mL) | Date Analyzed: 07/18/2016 22:13

Soil Aliquot Vol: | Dilution Factor: 1

Soil Extract Vol.: | GC Column: DB-624 ID: 0.18(mm)

% Moisture: | Level: (low/med) Low

Analysis Batch No.: 379673 | Units: ug/L

CAS NO.	COMPOUND NAME	RESULT	Q	RL	MDL
123-91-1	1,4-Dioxane	0.40	U	0.40	0.11

CAS NO.	SURROGATE	%REC	Q	LIMITS
17060-07-0	1,2-Dichloroethane-d4 (Surr)	116		60-132
460-00-4	4-Bromofluorobenzene	95		72-123

FORM I
GC/MS VOA ORGANICS ANALYSIS DATA SHEET

Lab Name: TestAmerica Edison | Job No.: 460-117039-1

SDG No.:

Client Sample ID: QC-EB071116 | Lab Sample ID: 460-117039-2

Matrix: Water | Lab File ID: N95351.D

Analysis Method: 8260C SIM | Date Collected: 07/11/2016 10:25

Sample wt/vol: 5(mL) | Date Analyzed: 07/18/2016 23:03

Soil Aliquot Vol: | Dilution Factor: 1

Soil Extract Vol.: | GC Column: DB-624 ID: 0.18(mm)

% Moisture: | Level: (low/med) Low

Analysis Batch No.: 379673 | Units: ug/L

CAS NO.	COMPOUND NAME	RESULT	Q	RL	MDL
123-91-1	1,4-Dioxane	0.40	U	0.40	0.11

CAS NO.	SURROGATE	%REC	Q	LIMITS
17060-07-0	1,2-Dichloroethane-d4 (Surr)	122		60-132
460-00-4	4-Bromofluorobenzene	93		72-123

FORM I
GC/MS VOA ORGANICS ANALYSIS DATA SHEET

Lab Name: TestAmerica Edison | Job No.: 460-117039-1

SDG No.:

Client Sample ID: MW-4GL-XX | Lab Sample ID: 460-117039-3

Matrix: Water | Lab File ID: N95358.D

Analysis Method: 8260C SIM | Date Collected: 07/11/2016 11:10

Sample wt/vol: 5(mL) | Date Analyzed: 07/19/2016 01:58

Soil Aliquot Vol: | Dilution Factor: 1

Soil Extract Vol.: | GC Column: DB-624 ID: 0.18(mm)

% Moisture: | Level: (low/med) Low

Analysis Batch No.: 379673 | Units: ug/L

CAS NO.	COMPOUND NAME	RESULT	Q	RL	MDL
123-91-1	1,4-Dioxane	0.40	U	0.40	0.11

CAS NO.	SURROGATE	%REC	Q	LIMITS
17060-07-0	1,2-Dichloroethane-d4 (Surr)	116		60-132
460-00-4	4-Bromofluorobenzene	90		72-123

FORM I
GC/MS VOA ORGANICS ANALYSIS DATA SHEET

Lab Name: TestAmerica Edison
Job No.: 460-117039-1
SDG No.:
Client Sample ID: MW-4MI-XX
Lab Sample ID: 460-117039-4
Matrix: Water
Lab File ID: N95359.D
Analysis Method: 8260C SIM
Date Collected: 07/11/2016 10:10
Sample wt/vol: 5(mL)
Date Analyzed: 07/19/2016 02:23
Soil Aliquot Vol:
Dilution Factor: 1
Soil Extract Vol.:
GC Column: DB-624 ID: 0.18(mm)
% Moisture:
Level: (low/med) Low
Analysis Batch No.: 379673
Units: ug/L

CAS NO.	COMPOUND NAME	RESULT	Q	RL	MDL
123-91-1	1,4-Dioxane	0.40	U	0.40	0.11

CAS NO.	SURROGATE	%REC	Q	LIMITS
17060-07-0	1,2-Dichloroethane-d4 (Surr)	120		60-132
460-00-4	4-Bromofluorobenzene	94		72-123

FORM I
GC/MS VOA ORGANICS ANALYSIS DATA SHEET

Lab Name: TestAmerica Edison | Job No.: 460-117039-1

SDG No.:

Client Sample ID: MW-7GL-XX | Lab Sample ID: 460-117039-5

Matrix: Water | Lab File ID: N95360.D

Analysis Method: 8260C SIM | Date Collected: 07/11/2016 10:10

Sample wt/vol: 5(mL) | Date Analyzed: 07/19/2016 02:48

Soil Aliquot Vol: | Dilution Factor: 1

Soil Extract Vol.: | GC Column: DB-624 ID: 0.18(mm)

% Moisture: | Level: (low/med) Low

Analysis Batch No.: 379673 | Units: ug/L

CAS NO.	COMPOUND NAME	RESULT	Q	RL	MDL
123-91-1	1,4-Dioxane	0.40	U	0.40	0.11

CAS NO.	SURROGATE	%REC	Q	LIMITS
17060-07-0	1,2-Dichloroethane-d4 (Surr)	117		60-132
460-00-4	4-Bromofluorobenzene	89		72-123

FORM I
GC/MS VOA ORGANICS ANALYSIS DATA SHEET

Lab Name: TestAmerica Edison | Job No.: 460-117039-1

SDG No.:

Client Sample ID: MW-7ML-XX | Lab Sample ID: 460-117039-6

Matrix: Water | Lab File ID: N95361.D

Analysis Method: 8260C SIM | Date Collected: 07/11/2016 11:45

Sample wt/vol: 5(mL) | Date Analyzed: 07/19/2016 03:13

Soil Aliquot Vol: | Dilution Factor: 1

Soil Extract Vol.: | GC Column: DB-624 ID: 0.18(mm)

% Moisture: | Level: (low/med) Low

Analysis Batch No.: 379673 | Units: ug/L

CAS NO.	COMPOUND NAME	RESULT	Q	RL	MDL
123-91-1	1,4-Dioxane	1.3		0.40	0.11

CAS NO.	SURROGATE	%REC	Q	LIMITS
17060-07-0	1,2-Dichloroethane-d4 (Surr)	112		60-132
460-00-4	4-Bromofluorobenzene	89		72-123

FORM I
GC/MS VOA ORGANICS ANALYSIS DATA SHEET

Lab Name: TestAmerica Edison | Job No.: 460-117039-1

SDG No.:

Client Sample ID: MW-10GL-XX | Lab Sample ID: 460-117039-7

Matrix: Water | Lab File ID: N95383.D

Analysis Method: 8260C SIM | Date Collected: 07/11/2016 16:00

Sample wt/vol: 5(mL) | Date Analyzed: 07/19/2016 12:47

Soil Aliquot Vol: | Dilution Factor: 1

Soil Extract Vol.: | GC Column: DB-624 ID: 0.18(mm)

% Moisture: | Level: (low/med) Low

Analysis Batch No.: 379752 | Units: ug/L

CAS NO.	COMPOUND NAME	RESULT	Q	RL	MDL
123-91-1	1,4-Dioxane	0.40	U	0.40	0.11

CAS NO.	SURROGATE	%REC	Q	LIMITS
17060-07-0	1,2-Dichloroethane-d4 (Surr)	110		60-132
460-00-4	4-Bromofluorobenzene	88		72-123

FORM I
GC/MS VOA ORGANICS ANALYSIS DATA SHEET

Lab Name: TestAmerica Edison | Job No.: 460-117039-1

SDG No.:

Client Sample ID: MW-49MI-XX | Lab Sample ID: 460-117039-8

Matrix: Water | Lab File ID: N95384.D

Analysis Method: 8260C SIM | Date Collected: 07/11/2016 15:10

Sample wt/vol: 5(mL) | Date Analyzed: 07/19/2016 13:12

Soil Aliquot Vol: | Dilution Factor: 1

Soil Extract Vol.: | GC Column: DB-624 ID: 0.18(mm)

% Moisture: | Level: (low/med) Low

Analysis Batch No.: 379752 | Units: ug/L

CAS NO.	COMPOUND NAME	RESULT	Q	RL	MDL
123-91-1	1,4-Dioxane	1.1		0.40	0.11

CAS NO.	SURROGATE	%REC	Q	LIMITS
17060-07-0	1,2-Dichloroethane-d4 (Surr)	113		60-132
460-00-4	4-Bromofluorobenzene	95		72-123

FORM I
GC/MS VOA ORGANICS ANALYSIS DATA SHEET

Lab Name: TestAmerica Edison | Job No.: 460-117039-1

SDG No.:

Client Sample ID: MW-49ML-XX | Lab Sample ID: 460-117039-9

Matrix: Water | Lab File ID: N95385.D

Analysis Method: 8260C SIM | Date Collected: 07/11/2016 16:10

Sample wt/vol: 5(mL) | Date Analyzed: 07/19/2016 13:37

Soil Aliquot Vol: | Dilution Factor: 1

Soil Extract Vol.: | GC Column: DB-624 ID: 0.18(mm)

% Moisture: | Level: (low/med) Low

Analysis Batch No.: 379752 | Units: ug/L

CAS NO.	COMPOUND NAME	RESULT	Q	RL	MDL
123-91-1	1,4-Dioxane	0.40	U	0.40	0.11

CAS NO.	SURROGATE	%REC	Q	LIMITS
17060-07-0	1,2-Dichloroethane-d4 (Surr)	117		60-132
460-00-4	4-Bromofluorobenzene	98		72-123

FORM I
GC/MS VOA ORGANICS ANALYSIS DATA SHEET

Lab Name: TestAmerica Edison | Job No.: 460-117039-1

SDG No.:

Client Sample ID: MW-500XX | Lab Sample ID: 460-117039-11

Matrix: Water | Lab File ID: N95386.D

Analysis Method: 8260C SIM | Date Collected: 07/11/2016 12:00

Sample wt/vol: 5(mL) | Date Analyzed: 07/19/2016 14:02

Soil Aliquot Vol: | Dilution Factor: 1

Soil Extract Vol.: | GC Column: DB-624 ID: 0.18(mm)

% Moisture: | Level: (low/med) Low

Analysis Batch No.: 379752 | Units: ug/L

CAS NO.	COMPOUND NAME	RESULT	Q	RL	MDL
123-91-1	1,4-Dioxane	0.40	U	0.40	0.11

CAS NO.	SURROGATE	%REC	Q	LIMITS
17060-07-0	1,2-Dichloroethane-d4 (Surr)	116		60-132
460-00-4	4-Bromofluorobenzene	86		72-123

FORM I
GC/MS VOA ORGANICS ANALYSIS DATA SHEET

Lab Name: TestAmerica Edison
Job No.: 460-117039-1
SDG No.:
Client Sample ID: IW-N5535-XX
Lab Sample ID: 460-117039-12
Matrix: Water
Lab File ID: N95387.D
Analysis Method: 8260C SIM
Date Collected: 07/11/2016 08:55
Sample wt/vol: 5(mL)
Date Analyzed: 07/19/2016 14:27
Soil Aliquot Vol:
Dilution Factor: 1
Soil Extract Vol.:
GC Column: DB-624 ID: 0.18(mm)
% Moisture:
Level: (low/med) Low
Analysis Batch No.: 379752
Units: ug/L

CAS NO.	COMPOUND NAME	RESULT	Q	RL	MDL
123-91-1	1,4-Dioxane	0.40	U	0.40	0.11

CAS NO.	SURROGATE	%REC	Q	LIMITS
17060-07-0	1,2-Dichloroethane-d4 (Surr)	119		60-132
460-00-4	4-Bromofluorobenzene	91		72-123

FORM I
GC/MS VOA ORGANICS ANALYSIS DATA SHEET

Lab Name: TestAmerica Edison | Job No.: 460-117039-1

SDG No.:

Client Sample ID: MW-43MI-XX | Lab Sample ID: 460-117039-13

Matrix: Water | Lab File ID: N95388.D

Analysis Method: 8260C SIM | Date Collected: 07/11/2016 10:33

Sample wt/vol: 5(mL) | Date Analyzed: 07/19/2016 14:52

Soil Aliquot Vol: | Dilution Factor: 1

Soil Extract Vol.: | GC Column: DB-624 ID: 0.18(mm)

% Moisture: | Level: (low/med) Low

Analysis Batch No.: 379752 | Units: ug/L

CAS NO.	COMPOUND NAME	RESULT	Q	RL	MDL
123-91-1	1,4-Dioxane	0.40	U	0.40	0.11

CAS NO.	SURROGATE	%REC	Q	LIMITS
17060-07-0	1,2-Dichloroethane-d4 (Surr)	116		60-132
460-00-4	4-Bromofluorobenzene	89		72-123

FORM I
GC/MS VOA ORGANICS ANALYSIS DATA SHEET

Lab Name: TestAmerica Edison | Job No.: 460-117039-1

SDG No.:

Client Sample ID: MW-37ML-XX | Lab Sample ID: 460-117039-14

Matrix: Water | Lab File ID: N95389.D

Analysis Method: 8260C SIM | Date Collected: 07/11/2016 16:34

Sample wt/vol: 5(mL) | Date Analyzed: 07/19/2016 15:17

Soil Aliquot Vol: | Dilution Factor: 1

Soil Extract Vol.: | GC Column: DB-624 ID: 0.18(mm)

% Moisture: | Level: (low/med) Low

Analysis Batch No.: 379752 | Units: ug/L

CAS NO.	COMPOUND NAME	RESULT	Q	RL	MDL
123-91-1	1,4-Dioxane	1.2		0.40	0.11

CAS NO.	SURROGATE	%REC	Q	LIMITS
17060-07-0	1,2-Dichloroethane-d4 (Surr)	110		60-132
460-00-4	4-Bromofluorobenzene	87		72-123

FORM I
GC/MS VOA ORGANICS ANALYSIS DATA SHEET

Lab Name: TestAmerica Edison | Job No.: 460-117039-1

SDG No.:

Client Sample ID: MW-43MU-XX | Lab Sample ID: 460-117039-15

Matrix: Water | Lab File ID: N95409.D

Analysis Method: 8260C SIM | Date Collected: 07/11/2016 11:48

Sample wt/vol: 5(mL) | Date Analyzed: 07/19/2016 23:40

Soil Aliquot Vol: | Dilution Factor: 1

Soil Extract Vol.: | GC Column: DB-624 ID: 0.18(mm)

% Moisture: | Level: (low/med) Low

Analysis Batch No.: 379908 | Units: ug/L

CAS NO.	COMPOUND NAME	RESULT	Q	RL	MDL
123-91-1	1,4-Dioxane	0.40	U	0.40	0.11

CAS NO.	SURROGATE	%REC	Q	LIMITS
17060-07-0	1,2-Dichloroethane-d4 (Surr)	117		60-132
460-00-4	4-Bromofluorobenzene	84		72-123

FORM I
GC/MS VOA ORGANICS ANALYSIS DATA SHEET

Lab Name: TestAmerica Edison | Job No.: 460-117039-1

SDG No.:

Client Sample ID: QC-TB071216-XX | Lab Sample ID: 460-117039-16

Matrix: Water | Lab File ID: N95404.D

Analysis Method: 8260C SIM | Date Collected: 07/12/2016 13:15

Sample wt/vol: 5(mL) | Date Analyzed: 07/19/2016 21:35

Soil Aliquot Vol: | Dilution Factor: 1

Soil Extract Vol.: | GC Column: DB-624 ID: 0.18(mm)

% Moisture: | Level: (low/med) Low

Analysis Batch No.: 379908 | Units: ug/L

CAS NO.	COMPOUND NAME	RESULT	Q	RL	MDL
123-91-1	1,4-Dioxane	0.40	U	0.40	0.11

CAS NO.	SURROGATE	%REC	Q	LIMITS
17060-07-0	1,2-Dichloroethane-d4 (Surr)	125		60-132
460-00-4	4-Bromofluorobenzene	89		72-123

FORM I
GC/MS VOA ORGANICS ANALYSIS DATA SHEET

Lab Name: TestAmerica Edison
Job No.: 460-117039-1
SDG No.:
Client Sample ID: QC-EB071216-XX
Lab Sample ID: 460-117039-17
Matrix: Water
Lab File ID: N95407.D
Analysis Method: 8260C SIM
Date Collected: 07/12/2016 13:20
Sample wt/vol: 5(mL)
Date Analyzed: 07/19/2016 22:50
Soil Aliquot Vol:
Dilution Factor: 1
Soil Extract Vol.:
GC Column: DB-624 ID: 0.18(mm)
% Moisture:
Level: (low/med) Low
Analysis Batch No.: 379908
Units: ug/L

CAS NO.	COMPOUND NAME	RESULT	Q	RL	MDL
123-91-1	1,4-Dioxane	0.40	U	0.40	0.11

CAS NO.	SURROGATE	%REC	Q	LIMITS
17060-07-0	1,2-Dichloroethane-d4 (Surr)	121		60-132
460-00-4	4-Bromofluorobenzene	87		72-123

FORM I
GC/MS VOA ORGANICS ANALYSIS DATA SHEET

Lab Name: TestAmerica Edison
Job No.: 460-117039-1
SDG No.:
Client Sample ID: MW-501-XX
Lab Sample ID: 460-117039-18
Matrix: Water
Lab File ID: N95391.D
Analysis Method: 8260C SIM
Date Collected: 07/12/2016 12:00
Sample wt/vol: 5(mL)
Date Analyzed: 07/19/2016 16:07
Soil Aliquot Vol:
Dilution Factor: 1
Soil Extract Vol.:
GC Column: DB-624 ID: 0.18(mm)
% Moisture:
Level: (low/med) Low
Analysis Batch No.: 379752
Units: ug/L

CAS NO.	COMPOUND NAME	RESULT	Q	RL	MDL
123-91-1	1,4-Dioxane	1.2		0.40	0.11

CAS NO.	SURROGATE	%REC	Q	LIMITS
17060-07-0	1,2-Dichloroethane-d4 (Surr)	117		60-132
460-00-4	4-Bromofluorobenzene	92		72-123

FORM I
GC/MS VOA ORGANICS ANALYSIS DATA SHEET

Lab Name: TestAmerica Edison | Job No.: 460-117039-1

SDG No.:

Client Sample ID: MW-38ML-XX | Lab Sample ID: 460-117039-19

Matrix: Water | Lab File ID: N95392.D

Analysis Method: 8260C SIM | Date Collected: 07/12/2016 11:23

Sample wt/vol: 5(mL) | Date Analyzed: 07/19/2016 16:32

Soil Aliquot Vol: | Dilution Factor: 1

Soil Extract Vol.: | GC Column: DB-624 ID: 0.18(mm)

% Moisture: | Level: (low/med) Low

Analysis Batch No.: 379752 | Units: ug/L

CAS NO.	COMPOUND NAME	RESULT	Q	RL	MDL
123-91-1	1,4-Dioxane	0.40	U	0.40	0.11

CAS NO.	SURROGATE	%REC	Q	LIMITS
17060-07-0	1,2-Dichloroethane-d4 (Surr)	116		60-132
460-00-4	4-Bromofluorobenzene	90		72-123

FORM I
GC/MS VOA ORGANICS ANALYSIS DATA SHEET

Lab Name: TestAmerica Edison | Job No.: 460-117039-1

SDG No.:

Client Sample ID: MW-38MI-XX | Lab Sample ID: 460-117039-20

Matrix: Water | Lab File ID: N95393.D

Analysis Method: 8260C SIM | Date Collected: 07/12/2016 12:35

Sample wt/vol: 5(mL) | Date Analyzed: 07/19/2016 16:57

Soil Aliquot Vol: | Dilution Factor: 1

Soil Extract Vol.: | GC Column: DB-624 ID: 0.18(mm)

% Moisture: | Level: (low/med) Low

Analysis Batch No.: 379752 | Units: ug/L

CAS NO.	COMPOUND NAME	RESULT	Q	RL	MDL
123-91-1	1,4-Dioxane	1.4		0.40	0.11

CAS NO.	SURROGATE	%REC	Q	LIMITS
17060-07-0	1,2-Dichloroethane-d4 (Surr)	112		60-132
460-00-4	4-Bromofluorobenzene	88		72-123

FORM I
GC/MS VOA ORGANICS ANALYSIS DATA SHEET

Lab Name: TestAmerica Edison | Job No.: 460-117039-1

SDG No.:

Client Sample ID: MW-16ML-XX | Lab Sample ID: 460-117039-21

Matrix: Water | Lab File ID: N95394.D

Analysis Method: 8260C SIM | Date Collected: 07/12/2016 11:20

Sample wt/vol: 5(mL) | Date Analyzed: 07/19/2016 17:22

Soil Aliquot Vol: | Dilution Factor: 1

Soil Extract Vol.: | GC Column: DB-624 ID: 0.18(mm)

% Moisture: | Level: (low/med) Low

Analysis Batch No.: 379752 | Units: ug/L

CAS NO.	COMPOUND NAME	RESULT	Q	RL	MDL
123-91-1	1,4-Dioxane	2.0		0.40	0.11

CAS NO.	SURROGATE	%REC	Q	LIMITS
17060-07-0	1,2-Dichloroethane-d4 (Surr)	110		60-132
460-00-4	4-Bromofluorobenzene	89		72-123

FORM I
GC/MS VOA ORGANICS ANALYSIS DATA SHEET

Lab Name: TestAmerica Edison | Job No.: 460-117039-1

SDG No.:

Client Sample ID: MW-45MI-XX | Lab Sample ID: 460-117039-22

Matrix: Water | Lab File ID: N95395.D

Analysis Method: 8260C SIM | Date Collected: 07/12/2016 12:20

Sample wt/vol: 5(mL) | Date Analyzed: 07/19/2016 17:47

Soil Aliquot Vol: | Dilution Factor: 1

Soil Extract Vol.: | GC Column: DB-624 ID: 0.18(mm)

% Moisture: | Level: (low/med) Low

Analysis Batch No.: 379752 | Units: ug/L

CAS NO.	COMPOUND NAME	RESULT	Q	RL	MDL
123-91-1	1,4-Dioxane	2.2		0.40	0.11

CAS NO.	SURROGATE	%REC	Q	LIMITS
17060-07-0	1,2-Dichloroethane-d4 (Surr)	118		60-132
460-00-4	4-Bromofluorobenzene	84		72-123

FORM I
GC/MS VOA ORGANICS ANALYSIS DATA SHEET

Lab Name: TestAmerica Edison | Job No.: 460-117039-1

SDG No.:

Client Sample ID: QC-TB071116 | Lab Sample ID: 460-117039-1

Matrix: Water | Lab File ID: V45853.D

Analysis Method: OLM04.2/VOL | Date Collected: 07/11/2016 10:20

Sample wt/vol: 5(mL) | Date Analyzed: 07/17/2016 00:10

Soil Aliquot Vol: | Dilution Factor: 1

Soil Extract Vol.: | GC Column: Rtx-624 ID: 0.25(mm)

% Moisture: | Level: (low/med) Low

Analysis Batch No.: 379470 | Units: ug/L

CAS NO.	COMPOUND NAME	RESULT	Q	RL	MDL
71-55-6	1,1,1-Trichloroethane	1.0	U	1.0	0.10
79-34-5	1,1,2,2-Tetrachloroethane	1.0	U	1.0	0.10
76-13-1	1,1,2-Trichloro-1,2,2-trifluoroethane	1.0	U	1.0	0.10
79-00-5	1,1,2-Trichloroethane	1.0	U	1.0	0.10
75-34-3	1,1-Dichloroethane	1.0	U	1.0	0.10
75-35-4	1,1-Dichloroethene	1.0	U	1.0	0.10
120-82-1	1,2,4-Trichlorobenzene	1.0	U	1.0	0.10
96-12-8	1,2-Dibromo-3-Chloropropane	1.0	U	1.0	0.10
106-93-4	1,2-Dibromoethane	1.0	U	1.0	0.10
95-50-1	1,2-Dichlorobenzene	1.0	U	1.0	0.10
107-06-2	1,2-Dichloroethane	1.0	U	1.0	0.10
78-87-5	1,2-Dichloropropane	1.0	U	1.0	0.10
541-73-1	1,3-Dichlorobenzene	1.0	U	1.0	0.10
106-46-7	1,4-Dichlorobenzene	1.0	U	1.0	0.10
591-78-6	2-Hexanone	1.0	U	1.0	0.10
67-64-1	Acetone	15		1.0	0.10
71-43-2	Benzene	1.0	U	1.0	0.10
75-27-4	Bromodichloromethane	1.0	U	1.0	0.10
75-25-2	Bromoform	1.0	U	1.0	0.10
74-83-9	Bromomethane	1.0	U	1.0	0.10
75-15-0	Carbon disulfide	1.0	U	1.0	0.10
56-23-5	Carbon tetrachloride	1.0	U	1.0	0.10
108-90-7	Chlorobenzene	1.0	U	1.0	0.10
75-45-6	Chlorodifluoromethane	1.0	U	1.0	0.10
75-00-3	Chloroethane	1.0	U	1.0	0.10
67-66-3	Chloroform	1.0	U	1.0	0.10
74-87-3	Chloromethane	1.0	U	1.0	0.10
156-59-2	cis-1,2-Dichloroethene	1.0	U	1.0	0.10
10061-01-5	cis-1,3-Dichloropropene	1.0	U	1.0	0.10
110-82-7	Cyclohexane	1.0	U	1.0	0.10
124-48-1	Dibromochloromethane	1.0	U	1.0	0.10
75-71-8	Dichlorodifluoromethane	1.0	U	1.0	0.10
100-41-4	Ethylbenzene	0.17	J	1.0	0.10
75-69-4	Freon 11	1.0	U	1.0	0.10
76-15-3	Freon 115	1.0	U	1.0	0.10

FORM I
GC/MS VOA ORGANICS ANALYSIS DATA SHEET

Lab Name: TestAmerica Edison | Job No.: 460-117039-1

SDG No.:

Client Sample ID: QC-TB071116 | Lab Sample ID: 460-117039-1

Matrix: Water | Lab File ID: V45853.D

Analysis Method: OLM04.2/VOL | Date Collected: 07/11/2016 10:20

Sample wt/vol: 5(mL) | Date Analyzed: 07/17/2016 00:10

Soil Aliquot Vol: | Dilution Factor: 1

Soil Extract Vol.: | GC Column: Rtx-624 ID: 0.25(mm)

% Moisture: | Level: (low/med) Low

Analysis Batch No.: 379470 | Units: ug/L

CAS NO.	COMPOUND NAME	RESULT	Q	RL	MDL
306-83-2	Freon 123	1.0	U	1.0	0.10
75-37-6	Freon 152a	1.0	U	1.0	0.10
98-82-8	Isopropylbenzene	1.0	U	1.0	0.10
179601-23-1	m&p-Xylene	0.38	J	1.0	0.10
79-20-9	Methyl acetate	1.0	U	1.0	0.10
78-93-3	Methyl ethyl ketone (MEK)	25		1.0	0.10
108-10-1	Methyl isobutyl ketone (MIBK)	1.0	U	1.0	0.10
1634-04-4	Methyl tert-butyl ether	1.0	U	1.0	0.10
108-87-2	Methylcyclohexane	1.0	U	1.0	0.10
75-09-2	Methylene Chloride	1.0	U	1.0	0.10
95-47-6	o-Xylene	0.13	J	1.0	0.10
100-42-5	Styrene	1.0	U	1.0	0.10
127-18-4	Tetrachloroethene	1.0	U	1.0	0.10
108-88-3	Toluene	0.20	J	1.0	0.10
156-60-5	trans-1,2-Dichloroethene	1.0	U	1.0	0.10
10061-02-6	trans-1,3-Dichloropropene	1.0	U	1.0	0.10
79-01-6	Trichloroethene	1.0	U	1.0	0.10
75-01-4	Vinyl chloride	1.0	U	1.0	0.10
1330-20-7	Xylenes, Total	0.51	J	1.0	0.10

CAS NO.	SURROGATE	%REC	Q	LIMITS
17060-07-0	1,2-Dichloroethane-d4 (Surr)	111		76-114
460-00-4	Bromofluorobenzene	93		86-115
2037-26-5	Toluene-d8 (Surr)	102		88-110

FORM I
GC/MS VOA ORGANICS ANALYSIS DATA SHEET
TENTATIVELY IDENTIFIED COMPOUNDS

Lab Name: TestAmerica Edison Job No.: 460-117039-1

SDG No.:

Client Sample ID: QC-TB071116 Lab Sample ID: 460-117039-1

Matrix: Water Lab File ID: V45853.D

Analysis Method: OLM04.2/VOL Date Collected: 07/11/2016 10:20

Sample wt/vol: 5(mL) Date Analyzed: 07/17/2016 00:10

Soil Aliquot Vol: Dilution Factor: 1

Soil Extract Vol.: GC Column: Rtx-624 ID: 0.25(mm)

% Moisture: Level: (low/med) Low

Analysis Batch No.: 379470 Units: ug/L

Number TICs Found: 0 TIC Result Total: 0

CAS NO.	COMPOUND NAME	RT	RESULT	Q	MATCH QUALITY
	Tentatively Identified Compound		None		

FORM I
GC/MS VOA ORGANICS ANALYSIS DATA SHEET

Lab Name: TestAmerica Edison | Job No.: 460-117039-1

SDG No.:

Client Sample ID: QC-EB071116 | Lab Sample ID: 460-117039-2

Matrix: Water | Lab File ID: V45825.D

Analysis Method: OLM04.2/VOL | Date Collected: 07/11/2016 10:25

Sample wt/vol: 5(mL) | Date Analyzed: 07/16/2016 01:57

Soil Aliquot Vol: | Dilution Factor: 1

Soil Extract Vol.: | GC Column: Rtx-624 ID: 0.25(mm)

% Moisture: | Level: (low/med) Low

Analysis Batch No.: 379369 | Units: ug/L

CAS NO.	COMPOUND NAME	RESULT	Q	RL	MDL
71-55-6	1,1,1-Trichloroethane	1.0	U	1.0	0.10
79-34-5	1,1,2,2-Tetrachloroethane	1.0	U	1.0	0.10
76-13-1	1,1,2-Trichloro-1,2,2-trifluoroethane	1.0	U	1.0	0.10
79-00-5	1,1,2-Trichloroethane	1.0	U	1.0	0.10
75-34-3	1,1-Dichloroethane	1.0	U	1.0	0.10
75-35-4	1,1-Dichloroethene	1.0	U	1.0	0.10
120-82-1	1,2,4-Trichlorobenzene	1.0	U	1.0	0.10
96-12-8	1,2-Dibromo-3-Chloropropane	1.0	U	1.0	0.10
106-93-4	1,2-Dibromoethane	1.0	U	1.0	0.10
95-50-1	1,2-Dichlorobenzene	1.0	U	1.0	0.10
107-06-2	1,2-Dichloroethane	1.0	U	1.0	0.10
78-87-5	1,2-Dichloropropane	1.0	U	1.0	0.10
541-73-1	1,3-Dichlorobenzene	1.0	U	1.0	0.10
106-46-7	1,4-Dichlorobenzene	1.0	U	1.0	0.10
591-78-6	2-Hexanone	1.0	U	1.0	0.10
67-64-1	Acetone	1.0	U	1.0	0.10
71-43-2	Benzene	1.0	U	1.0	0.10
75-27-4	Bromodichloromethane	1.0	U	1.0	0.10
75-25-2	Bromoform	1.0	U	1.0	0.10
74-83-9	Bromomethane	1.0	U	1.0	0.10
75-15-0	Carbon disulfide	1.0	U	1.0	0.10
56-23-5	Carbon tetrachloride	1.0	U	1.0	0.10
108-90-7	Chlorobenzene	1.0	U	1.0	0.10
75-45-6	Chlorodifluoromethane	1.0	U	1.0	0.10
75-00-3	Chloroethane	1.0	U	1.0	0.10
67-66-3	Chloroform	1.0	U	1.0	0.10
74-87-3	Chloromethane	1.0	U	1.0	0.10
156-59-2	cis-1,2-Dichloroethene	1.0	U	1.0	0.10
10061-01-5	cis-1,3-Dichloropropene	1.0	U	1.0	0.10
110-82-7	Cyclohexane	1.0	U	1.0	0.10
124-48-1	Dibromochloromethane	1.0	U	1.0	0.10
75-71-8	Dichlorodifluoromethane	1.0	U	1.0	0.10
100-41-4	Ethylbenzene	1.0	U	1.0	0.10
75-69-4	Freon 11	1.0	U	1.0	0.10
76-15-3	Freon 115	1.0	U	1.0	0.10

FORM I
GC/MS VOA ORGANICS ANALYSIS DATA SHEET

Lab Name: TestAmerica Edison | Job No.: 460-117039-1
SDG No.:
Client Sample ID: QC-EB071116 | Lab Sample ID: 460-117039-2
Matrix: Water | Lab File ID: V45825.D
Analysis Method: OLM04.2/VOL | Date Collected: 07/11/2016 10:25
Sample wt/vol: 5(mL) | Date Analyzed: 07/16/2016 01:57
Soil Aliquot Vol: | Dilution Factor: 1
Soil Extract Vol.: | GC Column: Rtx-624 ID: 0.25(mm)
% Moisture: | Level: (low/med) Low
Analysis Batch No.: 379369 | Units: ug/L

CAS NO.	COMPOUND NAME	RESULT	Q	RL	MDL
306-83-2	Freon 123	1.0	U	1.0	0.10
75-37-6	Freon 152a	1.0	U	1.0	0.10
98-82-8	Isopropylbenzene	1.0	U	1.0	0.10
179601-23-1	m&p-Xylene	1.0	U	1.0	0.10
79-20-9	Methyl acetate	1.0	U	1.0	0.10
78-93-3	Methyl ethyl ketone (MEK)	1.0	U	1.0	0.10
108-10-1	Methyl isobutyl ketone (MIBK)	1.0	U	1.0	0.10
1634-04-4	Methyl tert-butyl ether	1.0	U	1.0	0.10
108-87-2	Methylcyclohexane	1.0	U	1.0	0.10
75-09-2	Methylene Chloride	1.0	U	1.0	0.10
95-47-6	o-Xylene	1.0	U	1.0	0.10
100-42-5	Styrene	1.0	U	1.0	0.10
127-18-4	Tetrachloroethene	1.0	U	1.0	0.10
108-88-3	Toluene	1.0	U	1.0	0.10
156-60-5	trans-1,2-Dichloroethene	1.0	U	1.0	0.10
10061-02-6	trans-1,3-Dichloropropene	1.0	U	1.0	0.10
79-01-6	Trichloroethene	1.0	U	1.0	0.10
75-01-4	Vinyl chloride	1.0	U	1.0	0.10
1330-20-7	Xylenes, Total	1.0	U	1.0	0.10

CAS NO.	SURROGATE	%REC	Q	LIMITS
17060-07-0	1,2-Dichloroethane-d4 (Surr)	102		76-114
460-00-4	Bromofluorobenzene	93		86-115
2037-26-5	Toluene-d8 (Surr)	99		88-110

FORM I
GC/MS VOA ORGANICS ANALYSIS DATA SHEET
TENTATIVELY IDENTIFIED COMPOUNDS

Lab Name: TestAmerica Edison Job No.: 460-117039-1

SDG No.:

Client Sample ID: QC-EB071116 Lab Sample ID: 460-117039-2

Matrix: Water Lab File ID: V45825.D

Analysis Method: OLM04.2/VOL Date Collected: 07/11/2016 10:25

Sample wt/vol: 5(mL) Date Analyzed: 07/16/2016 01:57

Soil Aliquot Vol: Dilution Factor: 1

Soil Extract Vol.: GC Column: Rtx-624 ID: 0.25(mm)

% Moisture: Level: (low/med) Low

Analysis Batch No.: 379369 Units: ug/L

Number TICs Found: 0 TIC Result Total: 0

CAS NO.	COMPOUND NAME	RT	RESULT	Q	MATCH QUALITY
	Tentatively Identified Compound		None		

FORM I
GC/MS VOA ORGANICS ANALYSIS DATA SHEET

Lab Name: TestAmerica Edison | Job No.: 460-117039-1

SDG No.:

Client Sample ID: MW-4GL-XX | Lab Sample ID: 460-117039-3

Matrix: Water | Lab File ID: V45833.D

Analysis Method: OLM04.2/VOL | Date Collected: 07/11/2016 11:10

Sample wt/vol: 5(mL) | Date Analyzed: 07/16/2016 07:35

Soil Aliquot Vol: | Dilution Factor: 1

Soil Extract Vol.: | GC Column: Rtx-624 ID: 0.25(mm)

% Moisture: | Level: (low/med) Low

Analysis Batch No.: 379369 | Units: ug/L

CAS NO.	COMPOUND NAME	RESULT	Q	RL	MDL
71-55-6	1,1,1-Trichloroethane	1.0	U	1.0	0.10
79-34-5	1,1,2,2-Tetrachloroethane	1.0	U	1.0	0.10
76-13-1	1,1,2-Trichloro-1,2,2-trifluoroethane	1.0	U	1.0	0.10
79-00-5	1,1,2-Trichloroethane	1.0	U	1.0	0.10
75-34-3	1,1-Dichloroethane	1.0	U	1.0	0.10
75-35-4	1,1-Dichloroethene	1.0	U	1.0	0.10
120-82-1	1,2,4-Trichlorobenzene	1.0	U	1.0	0.10
96-12-8	1,2-Dibromo-3-Chloropropane	1.0	U	1.0	0.10
106-93-4	1,2-Dibromoethane	1.0	U	1.0	0.10
95-50-1	1,2-Dichlorobenzene	1.0	U	1.0	0.10
107-06-2	1,2-Dichloroethane	1.0	U	1.0	0.10
78-87-5	1,2-Dichloropropane	1.0	U	1.0	0.10
541-73-1	1,3-Dichlorobenzene	1.0	U	1.0	0.10
106-46-7	1,4-Dichlorobenzene	1.0	U	1.0	0.10
591-78-6	2-Hexanone	1.0	U	1.0	0.10
67-64-1	Acetone	1.0	U	1.0	0.10
71-43-2	Benzene	1.0	U	1.0	0.10
75-27-4	Bromodichloromethane	1.0	U	1.0	0.10
75-25-2	Bromoform	1.0	U	1.0	0.10
74-83-9	Bromomethane	1.0	U	1.0	0.10
75-15-0	Carbon disulfide	1.0	U	1.0	0.10
56-23-5	Carbon tetrachloride	1.0	U	1.0	0.10
108-90-7	Chlorobenzene	1.0	U	1.0	0.10
75-45-6	Chlorodifluoromethane	1.0	U	1.0	0.10
75-00-3	Chloroethane	1.0	U	1.0	0.10
67-66-3	Chloroform	1.0	U	1.0	0.10
74-87-3	Chloromethane	1.0	U	1.0	0.10
156-59-2	cis-1,2-Dichloroethene	0.39	J	1.0	0.10
10061-01-5	cis-1,3-Dichloropropene	1.0	U	1.0	0.10
110-82-7	Cyclohexane	1.0	U	1.0	0.10
124-48-1	Dibromochloromethane	1.0	U	1.0	0.10
75-71-8	Dichlorodifluoromethane	1.0	U	1.0	0.10
100-41-4	Ethylbenzene	1.0	U	1.0	0.10
75-69-4	Freon 11	1.0	U	1.0	0.10
76-15-3	Freon 115	1.0	U	1.0	0.10

FORM I
GC/MS VOA ORGANICS ANALYSIS DATA SHEET

Lab Name: TestAmerica Edison | Job No.: 460-117039-1

SDG No.:

Client Sample ID: MW-4GL-XX | Lab Sample ID: 460-117039-3

Matrix: Water | Lab File ID: V45833.D

Analysis Method: OLM04.2/VOL | Date Collected: 07/11/2016 11:10

Sample wt/vol: 5(mL) | Date Analyzed: 07/16/2016 07:35

Soil Aliquot Vol: | Dilution Factor: 1

Soil Extract Vol.: | GC Column: Rtx-624 ID: 0.25(mm)

% Moisture: | Level: (low/med) Low

Analysis Batch No.: 379369 | Units: ug/L

CAS NO.	COMPOUND NAME	RESULT	Q	RL	MDL
306-83-2	Freon 123	1.0	U	1.0	0.10
75-37-6	Freon 152a	1.0	U	1.0	0.10
98-82-8	Isopropylbenzene	1.0	U	1.0	0.10
179601-23-1	m&p-Xylene	1.0	U	1.0	0.10
79-20-9	Methyl acetate	1.0	U	1.0	0.10
78-93-3	Methyl ethyl ketone (MEK)	1.0	U	1.0	0.10
108-10-1	Methyl isobutyl ketone (MIBK)	1.0	U	1.0	0.10
1634-04-4	Methyl tert-butyl ether	1.0	U	1.0	0.10
108-87-2	Methylcyclohexane	1.0	U	1.0	0.10
75-09-2	Methylene Chloride	1.0	U	1.0	0.10
95-47-6	o-Xylene	1.0	U	1.0	0.10
100-42-5	Styrene	1.0	U	1.0	0.10
127-18-4	Tetrachloroethene	0.65	J	1.0	0.10
108-88-3	Toluene	1.0	U	1.0	0.10
156-60-5	trans-1,2-Dichloroethene	1.0	U	1.0	0.10
10061-02-6	trans-1,3-Dichloropropene	1.0	U	1.0	0.10
79-01-6	Trichloroethene	1.0		1.0	0.10
75-01-4	Vinyl chloride	1.0	U	1.0	0.10
1330-20-7	Xylenes, Total	1.0	U	1.0	0.10

CAS NO.	SURROGATE	%REC	Q	LIMITS
17060-07-0	1,2-Dichloroethane-d4 (Surr)	100		76-114
460-00-4	Bromofluorobenzene	94		86-115
2037-26-5	Toluene-d8 (Surr)	99		88-110

FORM I
GC/MS VOA ORGANICS ANALYSIS DATA SHEET
TENTATIVELY IDENTIFIED COMPOUNDS

Lab Name: TestAmerica Edison Job No.: 460-117039-1

SDG No.:

Client Sample ID: MW-4GL-XX Lab Sample ID: 460-117039-3

Matrix: Water Lab File ID: V45833.D

Analysis Method: OLM04.2/VOL Date Collected: 07/11/2016 11:10

Sample wt/vol: 5(mL) Date Analyzed: 07/16/2016 07:35

Soil Aliquot Vol: Dilution Factor: 1

Soil Extract Vol.: GC Column: Rtx-624 ID: 0.25(mm)

% Moisture: Level: (low/med) Low

Analysis Batch No.: 379369 Units: ug/L

Number TICs Found: 0 TIC Result Total: 0

CAS NO.	COMPOUND NAME	RT	RESULT	Q	MATCH QUALITY
	Tentatively Identified Compound		None		

FORM I
GC/MS VOA ORGANICS ANALYSIS DATA SHEET

Lab Name: TestAmerica Edison | Job No.: 460-117039-1
SDG No.:
Client Sample ID: MW-4MI-XX | Lab Sample ID: 460-117039-4
Matrix: Water | Lab File ID: V45834.D
Analysis Method: OLM04.2/VOL | Date Collected: 07/11/2016 10:10
Sample wt/vol: 5(mL) | Date Analyzed: 07/16/2016 07:58
Soil Aliquot Vol: | Dilution Factor: 1
Soil Extract Vol.: | GC Column: Rtx-624 ID: 0.25(mm)
% Moisture: | Level: (low/med) Low
Analysis Batch No.: 379369 | Units: ug/L

CAS NO.	COMPOUND NAME	RESULT	Q	RL	MDL
71-55-6	1,1,1-Trichloroethane	1.0	U	1.0	0.10
79-34-5	1,1,2,2-Tetrachloroethane	1.0	U	1.0	0.10
76-13-1	1,1,2-Trichloro-1,2,2-trifluoroethane	1.1		1.0	0.10
79-00-5	1,1,2-Trichloroethane	1.0	U	1.0	0.10
75-34-3	1,1-Dichloroethane	1.0	U	1.0	0.10
75-35-4	1,1-Dichloroethene	1.0	U	1.0	0.10
120-82-1	1,2,4-Trichlorobenzene	1.0	U	1.0	0.10
96-12-8	1,2-Dibromo-3-Chloropropane	1.0	U	1.0	0.10
106-93-4	1,2-Dibromoethane	1.0	U	1.0	0.10
95-50-1	1,2-Dichlorobenzene	1.0	U	1.0	0.10
107-06-2	1,2-Dichloroethane	1.0	U	1.0	0.10
78-87-5	1,2-Dichloropropane	1.0	U	1.0	0.10
541-73-1	1,3-Dichlorobenzene	1.0	U	1.0	0.10
106-46-7	1,4-Dichlorobenzene	1.0	U	1.0	0.10
591-78-6	2-Hexanone	1.0	U	1.0	0.10
67-64-1	Acetone	1.0	U	1.0	0.10
71-43-2	Benzene	1.0	U	1.0	0.10
75-27-4	Bromodichloromethane	1.0	U	1.0	0.10
75-25-2	Bromoform	1.0	U	1.0	0.10
74-83-9	Bromomethane	1.0	U	1.0	0.10
75-15-0	Carbon disulfide	1.0	U	1.0	0.10
56-23-5	Carbon tetrachloride	1.0	U	1.0	0.10
108-90-7	Chlorobenzene	1.0	U	1.0	0.10
75-45-6	Chlorodifluoromethane	1.0	U	1.0	0.10
75-00-3	Chloroethane	1.0	U	1.0	0.10
67-66-3	Chloroform	1.0	U	1.0	0.10
74-87-3	Chloromethane	1.0	U	1.0	0.10
156-59-2	cis-1,2-Dichloroethene	20		1.0	0.10
10061-01-5	cis-1,3-Dichloropropene	1.0	U	1.0	0.10
110-82-7	Cyclohexane	1.0	U	1.0	0.10
124-48-1	Dibromochloromethane	1.0	U	1.0	0.10
75-71-8	Dichlorodifluoromethane	1.0	U	1.0	0.10
100-41-4	Ethylbenzene	1.0	U	1.0	0.10
75-69-4	Freon 11	1.0	U	1.0	0.10
76-15-3	Freon 115	1.0	U	1.0	0.10

FORM I
GC/MS VOA ORGANICS ANALYSIS DATA SHEET

Lab Name: TestAmerica Edison | Job No.: 460-117039-1
SDG No.:
Client Sample ID: MW-4MI-XX | Lab Sample ID: 460-117039-4
Matrix: Water | Lab File ID: V45834.D
Analysis Method: OLM04.2/VOL | Date Collected: 07/11/2016 10:10
Sample wt/vol: 5(mL) | Date Analyzed: 07/16/2016 07:58
Soil Aliquot Vol: | Dilution Factor: 1
Soil Extract Vol.: | GC Column: Rtx-624 ID: 0.25(mm)
% Moisture: | Level: (low/med) Low
Analysis Batch No.: 379369 | Units: ug/L

CAS NO.	COMPOUND NAME	RESULT	Q	RL	MDL
306-83-2	Freon 123	1.0	U	1.0	0.10
75-37-6	Freon 152a	1.0	U	1.0	0.10
98-82-8	Isopropylbenzene	1.0	U	1.0	0.10
179601-23-1	m&p-Xylene	1.0	U	1.0	0.10
79-20-9	Methyl acetate	1.0	U	1.0	0.10
78-93-3	Methyl ethyl ketone (MEK)	1.0	U	1.0	0.10
108-10-1	Methyl isobutyl ketone (MIBK)	1.0	U	1.0	0.10
1634-04-4	Methyl tert-butyl ether	1.0	U	1.0	0.10
108-87-2	Methylcyclohexane	1.0	U	1.0	0.10
75-09-2	Methylene Chloride	1.0	U	1.0	0.10
95-47-6	o-Xylene	1.0	U	1.0	0.10
100-42-5	Styrene	1.0	U	1.0	0.10
127-18-4	Tetrachloroethene	2.5		1.0	0.10
108-88-3	Toluene	1.0	U	1.0	0.10
156-60-5	trans-1,2-Dichloroethene	1.0	U	1.0	0.10
10061-02-6	trans-1,3-Dichloropropene	1.0	U	1.0	0.10
79-01-6	Trichloroethene	4.4		1.0	0.10
75-01-4	Vinyl chloride	1.0	U	1.0	0.10
1330-20-7	Xylenes, Total	1.0	U	1.0	0.10

CAS NO.	SURROGATE	%REC	Q	LIMITS
17060-07-0	1,2-Dichloroethane-d4 (Surr)	104		76-114
460-00-4	Bromofluorobenzene	95		86-115
2037-26-5	Toluene-d8 (Surr)	97		88-110

FORM I
GC/MS VOA ORGANICS ANALYSIS DATA SHEET
TENTATIVELY IDENTIFIED COMPOUNDS

Lab Name: TestAmerica Edison Job No.: 460-117039-1

SDG No.:

Client Sample ID: MW-4MI-XX Lab Sample ID: 460-117039-4

Matrix: Water Lab File ID: V45834.D

Analysis Method: OLM04.2/VOL Date Collected: 07/11/2016 10:10

Sample wt/vol: 5(mL) Date Analyzed: 07/16/2016 07:58

Soil Aliquot Vol: Dilution Factor: 1

Soil Extract Vol.: GC Column: Rtx-624 ID: 0.25(mm)

% Moisture: Level: (low/med) Low

Analysis Batch No.: 379369 Units: ug/L

Number TICs Found: 0 TIC Result Total: 0

CAS NO.	COMPOUND NAME	RT	RESULT	Q	MATCH QUALITY
	Tentatively Identified Compound		None		

FORM I
GC/MS VOA ORGANICS ANALYSIS DATA SHEET

Lab Name: TestAmerica Edison | Job No.: 460-117039-1
SDG No.:
Client Sample ID: MW-7GL-XX | Lab Sample ID: 460-117039-5
Matrix: Water | Lab File ID: V45835.D
Analysis Method: OLM04.2/VOL | Date Collected: 07/11/2016 10:10
Sample wt/vol: 5(mL) | Date Analyzed: 07/16/2016 08:21
Soil Aliquot Vol: | Dilution Factor: 1
Soil Extract Vol.: | GC Column: Rtx-624 ID: 0.25(mm)
% Moisture: | Level: (low/med) Low
Analysis Batch No.: 379369 | Units: ug/L

CAS NO.	COMPOUND NAME	RESULT	Q	RL	MDL
71-55-6	1,1,1-Trichloroethane	1.0	U	1.0	0.10
79-34-5	1,1,2,2-Tetrachloroethane	1.0	U	1.0	0.10
76-13-1	1,1,2-Trichloro-1,2,2-trifluoroethane	1.0	U	1.0	0.10
79-00-5	1,1,2-Trichloroethane	1.0	U	1.0	0.10
75-34-3	1,1-Dichloroethane	1.0	U	1.0	0.10
75-35-4	1,1-Dichloroethene	1.0	U	1.0	0.10
120-82-1	1,2,4-Trichlorobenzene	1.0	U	1.0	0.10
96-12-8	1,2-Dibromo-3-Chloropropane	1.0	U	1.0	0.10
106-93-4	1,2-Dibromoethane	1.0	U	1.0	0.10
95-50-1	1,2-Dichlorobenzene	1.0	U	1.0	0.10
107-06-2	1,2-Dichloroethane	1.0	U	1.0	0.10
78-87-5	1,2-Dichloropropane	1.0	U	1.0	0.10
541-73-1	1,3-Dichlorobenzene	1.0	U	1.0	0.10
106-46-7	1,4-Dichlorobenzene	1.0	U	1.0	0.10
591-78-6	2-Hexanone	1.0	U	1.0	0.10
67-64-1	Acetone	1.0	U	1.0	0.10
71-43-2	Benzene	1.0	U	1.0	0.10
75-27-4	Bromodichloromethane	1.0	U	1.0	0.10
75-25-2	Bromoform	1.0	U	1.0	0.10
74-83-9	Bromomethane	1.0	U	1.0	0.10
75-15-0	Carbon disulfide	1.0	U	1.0	0.10
56-23-5	Carbon tetrachloride	1.0	U	1.0	0.10
108-90-7	Chlorobenzene	1.0	U	1.0	0.10
75-45-6	Chlorodifluoromethane	6.9		1.0	0.10
75-00-3	Chloroethane	1.0	U	1.0	0.10
67-66-3	Chloroform	1.0	U	1.0	0.10
74-87-3	Chloromethane	1.0	U	1.0	0.10
156-59-2	cis-1,2-Dichloroethene	5.5		1.0	0.10
10061-01-5	cis-1,3-Dichloropropene	1.0	U	1.0	0.10
110-82-7	Cyclohexane	1.0	U	1.0	0.10
124-48-1	Dibromochloromethane	1.0	U	1.0	0.10
75-71-8	Dichlorodifluoromethane	1.0	U	1.0	0.10
100-41-4	Ethylbenzene	1.0	U	1.0	0.10
75-69-4	Freon 11	1.0	U	1.0	0.10
76-15-3	Freon 115	1.0	U	1.0	0.10

FORM I
GC/MS VOA ORGANICS ANALYSIS DATA SHEET

Lab Name: TestAmerica Edison | Job No.: 460-117039-1

SDG No.:

Client Sample ID: MW-7GL-XX | Lab Sample ID: 460-117039-5

Matrix: Water | Lab File ID: V45835.D

Analysis Method: OLM04.2/VOL | Date Collected: 07/11/2016 10:10

Sample wt/vol: 5(mL) | Date Analyzed: 07/16/2016 08:21

Soil Aliquot Vol: | Dilution Factor: 1

Soil Extract Vol.: | GC Column: Rtx-624 ID: 0.25(mm)

% Moisture: | Level: (low/med) Low

Analysis Batch No.: 379369 | Units: ug/L

CAS NO.	COMPOUND NAME	RESULT	Q	RL	MDL
306-83-2	Freon 123	1.0	U	1.0	0.10
75-37-6	Freon 152a	1.0	U	1.0	0.10
98-82-8	Isopropylbenzene	1.0	U	1.0	0.10
179601-23-1	m&p-Xylene	1.0	U	1.0	0.10
79-20-9	Methyl acetate	1.0	U	1.0	0.10
78-93-3	Methyl ethyl ketone (MEK)	1.0	U	1.0	0.10
108-10-1	Methyl isobutyl ketone (MIBK)	1.0	U	1.0	0.10
1634-04-4	Methyl tert-butyl ether	0.32	J	1.0	0.10
108-87-2	Methylcyclohexane	1.0	U	1.0	0.10
75-09-2	Methylene Chloride	1.0	U	1.0	0.10
95-47-6	o-Xylene	1.0	U	1.0	0.10
100-42-5	Styrene	1.0	U	1.0	0.10
127-18-4	Tetrachloroethene	1.5		1.0	0.10
108-88-3	Toluene	1.0	U	1.0	0.10
156-60-5	trans-1,2-Dichloroethene	1.0	U	1.0	0.10
10061-02-6	trans-1,3-Dichloropropene	1.0	U	1.0	0.10
79-01-6	Trichloroethene	3.1		1.0	0.10
75-01-4	Vinyl chloride	1.0	U	1.0	0.10
1330-20-7	Xylenes, Total	1.0	U	1.0	0.10

CAS NO.	SURROGATE	%REC	Q	LIMITS
17060-07-0	1,2-Dichloroethane-d4 (Surr)	96		76-114
460-00-4	Bromofluorobenzene	94		86-115
2037-26-5	Toluene-d8 (Surr)	97		88-110

FORM I
GC/MS VOA ORGANICS ANALYSIS DATA SHEET
TENTATIVELY IDENTIFIED COMPOUNDS

Lab Name: TestAmerica Edison Job No.: 460-117039-1

SDG No.:

Client Sample ID: MW-7GL-XX Lab Sample ID: 460-117039-5

Matrix: Water Lab File ID: V45835.D

Analysis Method: OLM04.2/VOL Date Collected: 07/11/2016 10:10

Sample wt/vol: 5(mL) Date Analyzed: 07/16/2016 08:21

Soil Aliquot Vol: Dilution Factor: 1

Soil Extract Vol.: GC Column: Rtx-624 ID: 0.25(mm)

% Moisture: Level: (low/med) Low

Analysis Batch No.: 379369 Units: ug/L

Number TICs Found: 0 TIC Result Total: 0

CAS NO.	COMPOUND NAME	RT	RESULT	Q	MATCH QUALITY
	Tentatively Identified Compound		None		

FORM I
GC/MS VOA ORGANICS ANALYSIS DATA SHEET

Lab Name: TestAmerica Edison | Job No.: 460-117039-1

SDG No.:

Client Sample ID: MW-7ML-XX | Lab Sample ID: 460-117039-6

Matrix: Water | Lab File ID: V45836.D

Analysis Method: OLM04.2/VOL | Date Collected: 07/11/2016 11:45

Sample wt/vol: 5(mL) | Date Analyzed: 07/16/2016 08:44

Soil Aliquot Vol: | Dilution Factor: 1

Soil Extract Vol.: | GC Column: Rtx-624 ID: 0.25(mm)

% Moisture: | Level: (low/med) Low

Analysis Batch No.: 379369 | Units: ug/L

CAS NO.	COMPOUND NAME	RESULT	Q	RL	MDL
71-55-6	1,1,1-Trichloroethane	1.0	U	1.0	0.10
79-34-5	1,1,2,2-Tetrachloroethane	1.0	U	1.0	0.10
76-13-1	1,1,2-Trichloro-1,2,2-trifluoroethane	3.9		1.0	0.10
79-00-5	1,1,2-Trichloroethane	1.0	U	1.0	0.10
75-34-3	1,1-Dichloroethane	1.0	U	1.0	0.10
75-35-4	1,1-Dichloroethene	0.19	J	1.0	0.10
120-82-1	1,2,4-Trichlorobenzene	1.0	U	1.0	0.10
96-12-8	1,2-Dibromo-3-Chloropropane	1.0	U	1.0	0.10
106-93-4	1,2-Dibromoethane	1.0	U	1.0	0.10
95-50-1	1,2-Dichlorobenzene	1.0	U	1.0	0.10
107-06-2	1,2-Dichloroethane	1.0	U	1.0	0.10
78-87-5	1,2-Dichloropropane	1.0	U	1.0	0.10
541-73-1	1,3-Dichlorobenzene	1.0	U	1.0	0.10
106-46-7	1,4-Dichlorobenzene	1.0	U	1.0	0.10
591-78-6	2-Hexanone	1.0	U	1.0	0.10
67-64-1	Acetone	1.0	U	1.0	0.10
71-43-2	Benzene	1.0	U	1.0	0.10
75-27-4	Bromodichloromethane	1.0	U	1.0	0.10
75-25-2	Bromoform	1.0	U	1.0	0.10
74-83-9	Bromomethane	1.0	U	1.0	0.10
75-15-0	Carbon disulfide	1.0	U	1.0	0.10
56-23-5	Carbon tetrachloride	1.0	U	1.0	0.10
108-90-7	Chlorobenzene	1.0	U	1.0	0.10
75-45-6	Chlorodifluoromethane	1.0	U	1.0	0.10
75-00-3	Chloroethane	1.0	U	1.0	0.10
67-66-3	Chloroform	0.37	J	1.0	0.10
74-87-3	Chloromethane	1.0	U	1.0	0.10
156-59-2	cis-1,2-Dichloroethene	130		1.0	0.10
10061-01-5	cis-1,3-Dichloropropene	1.0	U	1.0	0.10
110-82-7	Cyclohexane	1.0	U	1.0	0.10
124-48-1	Dibromochloromethane	1.0	U	1.0	0.10
75-71-8	Dichlorodifluoromethane	1.0	U	1.0	0.10
100-41-4	Ethylbenzene	1.0	U	1.0	0.10
75-69-4	Freon 11	0.22	J	1.0	0.10
76-15-3	Freon 115	1.0	U	1.0	0.10

FORM I
GC/MS VOA ORGANICS ANALYSIS DATA SHEET

Lab Name: TestAmerica Edison | Job No.: 460-117039-1
SDG No.:
Client Sample ID: MW-7ML-XX | Lab Sample ID: 460-117039-6
Matrix: Water | Lab File ID: V45836.D
Analysis Method: OLM04.2/VOL | Date Collected: 07/11/2016 11:45
Sample wt/vol: 5(mL) | Date Analyzed: 07/16/2016 08:44
Soil Aliquot Vol: | Dilution Factor: 1
Soil Extract Vol.: | GC Column: Rtx-624 ID: 0.25(mm)
% Moisture: | Level: (low/med) Low
Analysis Batch No.: 379369 | Units: ug/L

CAS NO.	COMPOUND NAME	RESULT	Q	RL	MDL
306-83-2	Freon 123	1.0	U	1.0	0.10
75-37-6	Freon 152a	1.0	U	1.0	0.10
98-82-8	Isopropylbenzene	1.0	U	1.0	0.10
179601-23-1	m&p-Xylene	1.0	U	1.0	0.10
79-20-9	Methyl acetate	1.0	U	1.0	0.10
78-93-3	Methyl ethyl ketone (MEK)	1.0	U	1.0	0.10
108-10-1	Methyl isobutyl ketone (MIBK)	1.0	U	1.0	0.10
1634-04-4	Methyl tert-butyl ether	1.0	U	1.0	0.10
108-87-2	Methylcyclohexane	1.0	U	1.0	0.10
75-09-2	Methylene Chloride	1.0	U	1.0	0.10
95-47-6	o-Xylene	1.0	U	1.0	0.10
100-42-5	Styrene	1.0	U	1.0	0.10
127-18-4	Tetrachloroethene	23		1.0	0.10
108-88-3	Toluene	1.0	U	1.0	0.10
156-60-5	trans-1,2-Dichloroethene	1.6		1.0	0.10
10061-02-6	trans-1,3-Dichloropropene	1.0	U	1.0	0.10
79-01-6	Trichloroethene	27		1.0	0.10
75-01-4	Vinyl chloride	1.0	U	1.0	0.10
1330-20-7	Xylenes, Total	1.0	U	1.0	0.10

CAS NO.	SURROGATE	%REC	Q	LIMITS
17060-07-0	1,2-Dichloroethane-d4 (Surr)	103		76-114
460-00-4	Bromofluorobenzene	96		86-115
2037-26-5	Toluene-d8 (Surr)	98		88-110

FORM I
GC/MS VOA ORGANICS ANALYSIS DATA SHEET
TENTATIVELY IDENTIFIED COMPOUNDS

Lab Name: TestAmerica Edison Job No.: 460-117039-1

SDG No.:

Client Sample ID: MW-7ML-XX Lab Sample ID: 460-117039-6

Matrix: Water Lab File ID: V45836.D

Analysis Method: OLM04.2/VOL Date Collected: 07/11/2016 11:45

Sample wt/vol: 5(mL) Date Analyzed: 07/16/2016 08:44

Soil Aliquot Vol: Dilution Factor: 1

Soil Extract Vol.: GC Column: Rtx-624 ID: 0.25(mm)

% Moisture: Level: (low/med) Low

Analysis Batch No.: 379369 Units: ug/L

Number TICs Found: 0 TIC Result Total: 0

CAS NO.	COMPOUND NAME	RT	RESULT	Q	MATCH QUALITY
	Tentatively Identified Compound		None		

FORM I
GC/MS VOA ORGANICS ANALYSIS DATA SHEET

Lab Name: TestAmerica Edison | Job No.: 460-117039-1

SDG No.:

Client Sample ID: MW-10GL-XX | Lab Sample ID: 460-117039-7

Matrix: Water | Lab File ID: V45856.D

Analysis Method: OLM04.2/VOL | Date Collected: 07/11/2016 16:00

Sample wt/vol: 5(mL) | Date Analyzed: 07/17/2016 01:22

Soil Aliquot Vol: | Dilution Factor: 1

Soil Extract Vol.: | GC Column: Rtx-624 ID: 0.25(mm)

% Moisture: | Level: (low/med) Low

Analysis Batch No.: 379470 | Units: ug/L

CAS NO.	COMPOUND NAME	RESULT	Q	RL	MDL
71-55-6	1,1,1-Trichloroethane	1.0	U	1.0	0.10
79-34-5	1,1,2,2-Tetrachloroethane	1.0	U	1.0	0.10
76-13-1	1,1,2-Trichloro-1,2,2-trifluoroethane	1.0	U	1.0	0.10
79-00-5	1,1,2-Trichloroethane	1.0	U	1.0	0.10
75-34-3	1,1-Dichloroethane	1.0	U	1.0	0.10
75-35-4	1,1-Dichloroethene	0.42	J	1.0	0.10
120-82-1	1,2,4-Trichlorobenzene	1.0	U	1.0	0.10
96-12-8	1,2-Dibromo-3-Chloropropane	1.0	U	1.0	0.10
106-93-4	1,2-Dibromoethane	1.0	U	1.0	0.10
95-50-1	1,2-Dichlorobenzene	1.0	U	1.0	0.10
107-06-2	1,2-Dichloroethane	1.0	U	1.0	0.10
78-87-5	1,2-Dichloropropane	1.0	U	1.0	0.10
541-73-1	1,3-Dichlorobenzene	1.0	U	1.0	0.10
106-46-7	1,4-Dichlorobenzene	1.0	U	1.0	0.10
591-78-6	2-Hexanone	1.0	U	1.0	0.10
67-64-1	Acetone	1.0	U	1.0	0.10
71-43-2	Benzene	1.0	U	1.0	0.10
75-27-4	Bromodichloromethane	1.0	U	1.0	0.10
75-25-2	Bromoform	1.0	U	1.0	0.10
74-83-9	Bromomethane	1.0	U	1.0	0.10
75-15-0	Carbon disulfide	1.0	U	1.0	0.10
56-23-5	Carbon tetrachloride	1.0	U	1.0	0.10
108-90-7	Chlorobenzene	1.0	U	1.0	0.10
75-45-6	Chlorodifluoromethane	1.0	U	1.0	0.10
75-00-3	Chloroethane	1.0	U	1.0	0.10
67-66-3	Chloroform	0.35	J	1.0	0.10
74-87-3	Chloromethane	1.0	U	1.0	0.10
156-59-2	cis-1,2-Dichloroethene	1.0	U	1.0	0.10
10061-01-5	cis-1,3-Dichloropropene	1.0	U	1.0	0.10
110-82-7	Cyclohexane	1.0	U	1.0	0.10
124-48-1	Dibromochloromethane	1.0	U	1.0	0.10
75-71-8	Dichlorodifluoromethane	1.0	U	1.0	0.10
100-41-4	Ethylbenzene	1.0	U	1.0	0.10
75-69-4	Freon 11	1.0	U	1.0	0.10
76-15-3	Freon 115	1.0	U	1.0	0.10

FORM I
GC/MS VOA ORGANICS ANALYSIS DATA SHEET

Lab Name: TestAmerica Edison | Job No.: 460-117039-1
SDG No.:
Client Sample ID: MW-10GL-XX | Lab Sample ID: 460-117039-7
Matrix: Water | Lab File ID: V45856.D
Analysis Method: OLM04.2/VOL | Date Collected: 07/11/2016 16:00
Sample wt/vol: 5(mL) | Date Analyzed: 07/17/2016 01:22
Soil Aliquot Vol: | Dilution Factor: 1
Soil Extract Vol.: | GC Column: Rtx-624 ID: 0.25(mm)
% Moisture: | Level: (low/med) Low
Analysis Batch No.: 379470 | Units: ug/L

CAS NO.	COMPOUND NAME	RESULT	Q	RL	MDL
306-83-2	Freon 123	1.0	U	1.0	0.10
75-37-6	Freon 152a	1.0	U	1.0	0.10
98-82-8	Isopropylbenzene	1.0	U	1.0	0.10
179601-23-1	m&p-Xylene	1.0	U	1.0	0.10
79-20-9	Methyl acetate	1.0	U	1.0	0.10
78-93-3	Methyl ethyl ketone (MEK)	1.0	U	1.0	0.10
108-10-1	Methyl isobutyl ketone (MIBK)	1.0	U	1.0	0.10
1634-04-4	Methyl tert-butyl ether	1.0	U	1.0	0.10
108-87-2	Methylcyclohexane	1.0	U	1.0	0.10
75-09-2	Methylene Chloride	1.0	U	1.0	0.10
95-47-6	o-Xylene	1.0	U	1.0	0.10
100-42-5	Styrene	1.0	U	1.0	0.10
127-18-4	Tetrachloroethene	0.75	J	1.0	0.10
108-88-3	Toluene	1.0	U	1.0	0.10
156-60-5	trans-1,2-Dichloroethene	1.0	U	1.0	0.10
10061-02-6	trans-1,3-Dichloropropene	1.0	U	1.0	0.10
79-01-6	Trichloroethene	0.77	J	1.0	0.10
75-01-4	Vinyl chloride	1.0	U	1.0	0.10
1330-20-7	Xylenes, Total	1.0	U	1.0	0.10

CAS NO.	SURROGATE	%REC	Q	LIMITS
17060-07-0	1,2-Dichloroethane-d4 (Surr)	113		76-114
460-00-4	Bromofluorobenzene	92		86-115
2037-26-5	Toluene-d8 (Surr)	100		88-110

FORM I
GC/MS VOA ORGANICS ANALYSIS DATA SHEET
TENTATIVELY IDENTIFIED COMPOUNDS

Lab Name: TestAmerica Edison Job No.: 460-117039-1

SDG No.:

Client Sample ID: MW-10GL-XX Lab Sample ID: 460-117039-7

Matrix: Water Lab File ID: V45856.D

Analysis Method: OLM04.2/VOL Date Collected: 07/11/2016 16:00

Sample wt/vol: 5(mL) Date Analyzed: 07/17/2016 01:22

Soil Aliquot Vol: Dilution Factor: 1

Soil Extract Vol.: GC Column: Rtx-624 ID: 0.25(mm)

% Moisture: Level: (low/med) Low

Analysis Batch No.: 379470 Units: ug/L

Number TICs Found: 0 TIC Result Total: 0

CAS NO.	COMPOUND NAME	RT	RESULT	Q	MATCH QUALITY
	Tentatively Identified Compound		None		

FORM I
GC/MS VOA ORGANICS ANALYSIS DATA SHEET

Lab Name: TestAmerica Edison | Job No.: 460-117039-1

SDG No.:

Client Sample ID: MW-49MI-XX | Lab Sample ID: 460-117039-8

Matrix: Water | Lab File ID: V45858.D

Analysis Method: OLM04.2/VOL | Date Collected: 07/11/2016 15:10

Sample wt/vol: 5(mL) | Date Analyzed: 07/17/2016 02:08

Soil Aliquot Vol: | Dilution Factor: 1

Soil Extract Vol.: | GC Column: Rtx-624 ID: 0.25(mm)

% Moisture: | Level: (low/med) Low

Analysis Batch No.: 379470 | Units: ug/L

CAS NO.	COMPOUND NAME	RESULT	Q	RL	MDL
71-55-6	1,1,1-Trichloroethane	1.0	U	1.0	0.10
79-34-5	1,1,2,2-Tetrachloroethane	1.0	U	1.0	0.10
76-13-1	1,1,2-Trichloro-1,2,2-trifluoroethane	1.0	U	1.0	0.10
79-00-5	1,1,2-Trichloroethane	1.0	U	1.0	0.10
75-34-3	1,1-Dichloroethane	1.0	U	1.0	0.10
75-35-4	1,1-Dichloroethene	1.0	U	1.0	0.10
120-82-1	1,2,4-Trichlorobenzene	1.0	U	1.0	0.10
96-12-8	1,2-Dibromo-3-Chloropropane	1.0	U	1.0	0.10
106-93-4	1,2-Dibromoethane	1.0	U	1.0	0.10
95-50-1	1,2-Dichlorobenzene	1.0	U	1.0	0.10
107-06-2	1,2-Dichloroethane	1.0	U	1.0	0.10
78-87-5	1,2-Dichloropropane	1.0	U	1.0	0.10
541-73-1	1,3-Dichlorobenzene	1.0	U	1.0	0.10
106-46-7	1,4-Dichlorobenzene	1.0	U	1.0	0.10
591-78-6	2-Hexanone	1.0	U	1.0	0.10
67-64-1	Acetone	1.0	U	1.0	0.10
71-43-2	Benzene	1.0	U	1.0	0.10
75-27-4	Bromodichloromethane	1.0	U	1.0	0.10
75-25-2	Bromoform	1.0	U	1.0	0.10
74-83-9	Bromomethane	1.0	U	1.0	0.10
75-15-0	Carbon disulfide	1.0	U	1.0	0.10
56-23-5	Carbon tetrachloride	1.0	U	1.0	0.10
108-90-7	Chlorobenzene	1.0	U	1.0	0.10
75-45-6	Chlorodifluoromethane	1.0	U	1.0	0.10
75-00-3	Chloroethane	1.0	U	1.0	0.10
67-66-3	Chloroform	1.0	U	1.0	0.10
74-87-3	Chloromethane	1.0	U	1.0	0.10
156-59-2	cis-1,2-Dichloroethene	1.0	U	1.0	0.10
10061-01-5	cis-1,3-Dichloropropene	1.0	U	1.0	0.10
110-82-7	Cyclohexane	1.0	U	1.0	0.10
124-48-1	Dibromochloromethane	1.0	U	1.0	0.10
75-71-8	Dichlorodifluoromethane	1.0	U	1.0	0.10
100-41-4	Ethylbenzene	1.0	U	1.0	0.10
75-69-4	Freon 11	1.0	U	1.0	0.10
76-15-3	Freon 115	1.0	U	1.0	0.10

FORM I
GC/MS VOA ORGANICS ANALYSIS DATA SHEET

Lab Name: TestAmerica Edison | Job No.: 460-117039-1
SDG No.:
Client Sample ID: MW-49MI-XX | Lab Sample ID: 460-117039-8
Matrix: Water | Lab File ID: V45858.D
Analysis Method: OLM04.2/VOL | Date Collected: 07/11/2016 15:10
Sample wt/vol: 5(mL) | Date Analyzed: 07/17/2016 02:08
Soil Aliquot Vol: | Dilution Factor: 1
Soil Extract Vol.: | GC Column: Rtx-624 ID: 0.25(mm)
% Moisture: | Level: (low/med) Low
Analysis Batch No.: 379470 | Units: ug/L

CAS NO.	COMPOUND NAME	RESULT	Q	RL	MDL
306-83-2	Freon 123	1.0	U	1.0	0.10
75-37-6	Freon 152a	1.0	U	1.0	0.10
98-82-8	Isopropylbenzene	1.0	U	1.0	0.10
179601-23-1	m&p-Xylene	1.0	U	1.0	0.10
79-20-9	Methyl acetate	1.0	U	1.0	0.10
78-93-3	Methyl ethyl ketone (MEK)	1.0	U	1.0	0.10
108-10-1	Methyl isobutyl ketone (MIBK)	1.0	U	1.0	0.10
1634-04-4	Methyl tert-butyl ether	1.0	U	1.0	0.10
108-87-2	Methylcyclohexane	1.0	U	1.0	0.10
75-09-2	Methylene Chloride	1.0	U	1.0	0.10
95-47-6	o-Xylene	1.0	U	1.0	0.10
100-42-5	Styrene	1.0	U	1.0	0.10
127-18-4	Tetrachloroethene	0.43	J	1.0	0.10
108-88-3	Toluene	1.0	U	1.0	0.10
156-60-5	trans-1,2-Dichloroethene	1.0	U	1.0	0.10
10061-02-6	trans-1,3-Dichloropropene	1.0	U	1.0	0.10
79-01-6	Trichloroethene	1.0	U	1.0	0.10
75-01-4	Vinyl chloride	1.0	U	1.0	0.10
1330-20-7	Xylenes, Total	1.0	U	1.0	0.10

CAS NO.	SURROGATE	%REC	Q	LIMITS
17060-07-0	1,2-Dichloroethane-d4 (Surr)	109		76-114
460-00-4	Bromofluorobenzene	93		86-115
2037-26-5	Toluene-d8 (Surr)	101		88-110

FORM I
GC/MS VOA ORGANICS ANALYSIS DATA SHEET
TENTATIVELY IDENTIFIED COMPOUNDS

Lab Name: TestAmerica Edison Job No.: 460-117039-1

SDG No.:

Client Sample ID: MW-49MI-XX Lab Sample ID: 460-117039-8

Matrix: Water Lab File ID: V45858.D

Analysis Method: OLM04.2/VOL Date Collected: 07/11/2016 15:10

Sample wt/vol: 5(mL) Date Analyzed: 07/17/2016 02:08

Soil Aliquot Vol: Dilution Factor: 1

Soil Extract Vol.: GC Column: Rtx-624 ID: 0.25(mm)

% Moisture: Level: (low/med) Low

Analysis Batch No.: 379470 Units: ug/L

Number TICs Found: 0 TIC Result Total: 0

CAS NO.	COMPOUND NAME	RT	RESULT	Q	MATCH QUALITY
	Tentatively Identified Compound		None		

FORM I
GC/MS VOA ORGANICS ANALYSIS DATA SHEET

Lab Name: TestAmerica Edison | Job No.: 460-117039-1

SDG No.:

Client Sample ID: MW-49ML-XX | Lab Sample ID: 460-117039-9

Matrix: Water | Lab File ID: V45829.D

Analysis Method: OLM04.2/VOL | Date Collected: 07/11/2016 16:10

Sample wt/vol: 5(mL) | Date Analyzed: 07/16/2016 06:04

Soil Aliquot Vol: | Dilution Factor: 1

Soil Extract Vol.: | GC Column: Rtx-624 ID: 0.25(mm)

% Moisture: | Level: (low/med) Low

Analysis Batch No.: 379369 | Units: ug/L

CAS NO.	COMPOUND NAME	RESULT	Q	RL	MDL
71-55-6	1,1,1-Trichloroethane	1.0	U	1.0	0.10
79-34-5	1,1,2,2-Tetrachloroethane	1.0	U	1.0	0.10
76-13-1	1,1,2-Trichloro-1,2,2-trifluoroethane	1.0	U	1.0	0.10
79-00-5	1,1,2-Trichloroethane	1.0	U	1.0	0.10
75-34-3	1,1-Dichloroethane	1.0	U	1.0	0.10
75-35-4	1,1-Dichloroethene	1.0	U	1.0	0.10
120-82-1	1,2,4-Trichlorobenzene	1.0	U	1.0	0.10
96-12-8	1,2-Dibromo-3-Chloropropane	1.0	U	1.0	0.10
106-93-4	1,2-Dibromoethane	1.0	U	1.0	0.10
95-50-1	1,2-Dichlorobenzene	1.0	U	1.0	0.10
107-06-2	1,2-Dichloroethane	1.0	U	1.0	0.10
78-87-5	1,2-Dichloropropane	1.0	U	1.0	0.10
541-73-1	1,3-Dichlorobenzene	1.0	U	1.0	0.10
106-46-7	1,4-Dichlorobenzene	1.0	U	1.0	0.10
591-78-6	2-Hexanone	1.0	U	1.0	0.10
67-64-1	Acetone	1.0	U	1.0	0.10
71-43-2	Benzene	1.0	U	1.0	0.10
75-27-4	Bromodichloromethane	1.0	U	1.0	0.10
75-25-2	Bromoform	1.0	U	1.0	0.10
74-83-9	Bromomethane	1.0	U	1.0	0.10
75-15-0	Carbon disulfide	1.0	U	1.0	0.10
56-23-5	Carbon tetrachloride	1.0	U	1.0	0.10
108-90-7	Chlorobenzene	1.0	U	1.0	0.10
75-45-6	Chlorodifluoromethane	1.0	U	1.0	0.10
75-00-3	Chloroethane	1.0	U	1.0	0.10
67-66-3	Chloroform	1.0	U	1.0	0.10
74-87-3	Chloromethane	1.0	U	1.0	0.10
156-59-2	cis-1,2-Dichloroethene	1.0	U	1.0	0.10
10061-01-5	cis-1,3-Dichloropropene	1.0	U	1.0	0.10
110-82-7	Cyclohexane	1.0	U	1.0	0.10
124-48-1	Dibromochloromethane	1.0	U	1.0	0.10
75-71-8	Dichlorodifluoromethane	1.0	U	1.0	0.10
100-41-4	Ethylbenzene	1.0	U	1.0	0.10
75-69-4	Freon 11	1.0	U	1.0	0.10
76-15-3	Freon 115	1.0	U	1.0	0.10

FORM I
GC/MS VOA ORGANICS ANALYSIS DATA SHEET

Lab Name: TestAmerica Edison | Job No.: 460-117039-1
SDG No.:
Client Sample ID: MW-49ML-XX | Lab Sample ID: 460-117039-9
Matrix: Water | Lab File ID: V45829.D
Analysis Method: OLM04.2/VOL | Date Collected: 07/11/2016 16:10
Sample wt/vol: 5(mL) | Date Analyzed: 07/16/2016 06:04
Soil Aliquot Vol: | Dilution Factor: 1
Soil Extract Vol.: | GC Column: Rtx-624 ID: 0.25(mm)
% Moisture: | Level: (low/med) Low
Analysis Batch No.: 379369 | Units: ug/L

CAS NO.	COMPOUND NAME	RESULT	Q	RL	MDL
306-83-2	Freon 123	1.0	U	1.0	0.10
75-37-6	Freon 152a	1.0	U	1.0	0.10
98-82-8	Isopropylbenzene	1.0	U	1.0	0.10
179601-23-1	m&p-Xylene	1.0	U	1.0	0.10
79-20-9	Methyl acetate	1.0	U	1.0	0.10
78-93-3	Methyl ethyl ketone (MEK)	1.0	U	1.0	0.10
108-10-1	Methyl isobutyl ketone (MIBK)	1.0	U	1.0	0.10
1634-04-4	Methyl tert-butyl ether	1.0	U	1.0	0.10
108-87-2	Methylcyclohexane	1.0	U	1.0	0.10
75-09-2	Methylene Chloride	1.0	U	1.0	0.10
95-47-6	o-Xylene	1.0	U	1.0	0.10
100-42-5	Styrene	1.0	U	1.0	0.10
127-18-4	Tetrachloroethene	1.0	U	1.0	0.10
108-88-3	Toluene	1.0	U	1.0	0.10
156-60-5	trans-1,2-Dichloroethene	1.0	U	1.0	0.10
10061-02-6	trans-1,3-Dichloropropene	1.0	U	1.0	0.10
79-01-6	Trichloroethene	1.0	U	1.0	0.10
75-01-4	Vinyl chloride	1.0	U	1.0	0.10
1330-20-7	Xylenes, Total	1.0	U	1.0	0.10

CAS NO.	SURROGATE	%REC	Q	LIMITS
17060-07-0	1,2-Dichloroethane-d4 (Surr)	104		76-114
460-00-4	Bromofluorobenzene	94		86-115
2037-26-5	Toluene-d8 (Surr)	98		88-110

FORM I
GC/MS VOA ORGANICS ANALYSIS DATA SHEET
TENTATIVELY IDENTIFIED COMPOUNDS

Lab Name: TestAmerica Edison Job No.: 460-117039-1

SDG No.:

Client Sample ID: MW-49ML-XX Lab Sample ID: 460-117039-9

Matrix: Water Lab File ID: V45829.D

Analysis Method: OLM04.2/VOL Date Collected: 07/11/2016 16:10

Sample wt/vol: 5(mL) Date Analyzed: 07/16/2016 06:04

Soil Aliquot Vol: Dilution Factor: 1

Soil Extract Vol.: GC Column: Rtx-624 ID: 0.25(mm)

% Moisture: Level: (low/med) Low

Analysis Batch No.: 379369 Units: ug/L

Number TICs Found: 0 TIC Result Total: 0

CAS NO.	COMPOUND NAME	RT	RESULT	Q	MATCH QUALITY
	Tentatively Identified Compound		None		

FORM I
GC/MS VOA ORGANICS ANALYSIS DATA SHEET

Lab Name: TestAmerica Edison | Job No.: 460-117039-1

SDG No.:

Client Sample ID: MW-51ML-XX | Lab Sample ID: 460-117039-10

Matrix: Water | Lab File ID: V45830.D

Analysis Method: OLM04.2/VOL | Date Collected: 07/11/2016 12:20

Sample wt/vol: 5(mL) | Date Analyzed: 07/16/2016 06:26

Soil Aliquot Vol: | Dilution Factor: 1

Soil Extract Vol.: | GC Column: Rtx-624 ID: 0.25(mm)

% Moisture: | Level: (low/med) Low

Analysis Batch No.: 379369 | Units: ug/L

CAS NO.	COMPOUND NAME	RESULT	Q	RL	MDL
127-18-4	Tetrachloroethene (PCE)	0.49	J	1.0	0.10
156-59-2	cis-1,2-Dichloroethene	4.0		1.0	0.10
76-13-1	Freon 113	0.21	J	1.0	0.10
79-01-6	Trichloroethene (TCE)	1.7		1.0	0.10

CAS NO.	SURROGATE	%REC	Q	LIMITS
460-00-4	Bromofluorobenzene	93		86-115
17060-07-0	1,2-Dichloroethane-d4 (Surr)	101		76-114
2037-26-5	Toluene-d8 (Surr)	96		88-110

FORM I
GC/MS VOA ORGANICS ANALYSIS DATA SHEET

Lab Name: TestAmerica Edison | Job No.: 460-117039-1

SDG No.:

Client Sample ID: MW-500XX | Lab Sample ID: 460-117039-11

Matrix: Water | Lab File ID: V45866.D

Analysis Method: OLM04.2/VOL | Date Collected: 07/11/2016 12:00

Sample wt/vol: 5(mL) | Date Analyzed: 07/17/2016 05:13

Soil Aliquot Vol: | Dilution Factor: 1

Soil Extract Vol.: | GC Column: Rtx-624 ID: 0.25(mm)

% Moisture: | Level: (low/med) Low

Analysis Batch No.: 379470 | Units: ug/L

CAS NO.	COMPOUND NAME	RESULT	Q	RL	MDL
71-55-6	1,1,1-Trichloroethane	1.0	U	1.0	0.10
79-34-5	1,1,2,2-Tetrachloroethane	1.0	U	1.0	0.10
76-13-1	1,1,2-Trichloro-1,2,2-trifluoroethane	2.2		1.0	0.10
79-00-5	1,1,2-Trichloroethane	1.0	U	1.0	0.10
75-34-3	1,1-Dichloroethane	1.0	U	1.0	0.10
75-35-4	1,1-Dichloroethene	1.0	U	1.0	0.10
120-82-1	1,2,4-Trichlorobenzene	1.0	U	1.0	0.10
96-12-8	1,2-Dibromo-3-Chloropropane	1.0	U	1.0	0.10
106-93-4	1,2-Dibromoethane	1.0	U	1.0	0.10
95-50-1	1,2-Dichlorobenzene	1.0	U	1.0	0.10
107-06-2	1,2-Dichloroethane	1.0	U	1.0	0.10
78-87-5	1,2-Dichloropropane	1.0	U	1.0	0.10
541-73-1	1,3-Dichlorobenzene	1.0	U	1.0	0.10
106-46-7	1,4-Dichlorobenzene	1.0	U	1.0	0.10
591-78-6	2-Hexanone	1.0	U	1.0	0.10
67-64-1	Acetone	1.0	U	1.0	0.10
71-43-2	Benzene	1.0	U	1.0	0.10
75-27-4	Bromodichloromethane	1.0	U	1.0	0.10
75-25-2	Bromoform	1.0	U	1.0	0.10
74-83-9	Bromomethane	1.0	U	1.0	0.10
75-15-0	Carbon disulfide	1.0	U	1.0	0.10
56-23-5	Carbon tetrachloride	1.0	U	1.0	0.10
108-90-7	Chlorobenzene	1.0	U	1.0	0.10
75-45-6	Chlorodifluoromethane	3.4		1.0	0.10
75-00-3	Chloroethane	1.0	U	1.0	0.10
67-66-3	Chloroform	0.15	J	1.0	0.10
74-87-3	Chloromethane	1.0	U	1.0	0.10
156-59-2	cis-1,2-Dichloroethene	41		1.0	0.10
10061-01-5	cis-1,3-Dichloropropene	1.0	U	1.0	0.10
110-82-7	Cyclohexane	1.0	U	1.0	0.10
124-48-1	Dibromochloromethane	1.0	U	1.0	0.10
75-71-8	Dichlorodifluoromethane	1.0	U	1.0	0.10
100-41-4	Ethylbenzene	1.0	U	1.0	0.10
75-69-4	Freon 11	1.0	U	1.0	0.10
76-15-3	Freon 115	1.0	U	1.0	0.10

FORM I
GC/MS VOA ORGANICS ANALYSIS DATA SHEET

Lab Name: TestAmerica Edison | Job No.: 460-117039-1

SDG No.:

Client Sample ID: MW-500XX | Lab Sample ID: 460-117039-11

Matrix: Water | Lab File ID: V45866.D

Analysis Method: OLM04.2/VOL | Date Collected: 07/11/2016 12:00

Sample wt/vol: 5(mL) | Date Analyzed: 07/17/2016 05:13

Soil Aliquot Vol: | Dilution Factor: 1

Soil Extract Vol.: | GC Column: Rtx-624 ID: 0.25(mm)

% Moisture: | Level: (low/med) Low

Analysis Batch No.: 379470 | Units: ug/L

CAS NO.	COMPOUND NAME	RESULT	Q	RL	MDL
306-83-2	Freon 123	1.0	U	1.0	0.10
75-37-6	Freon 152a	1.0	U	1.0	0.10
98-82-8	Isopropylbenzene	1.0	U	1.0	0.10
179601-23-1	m&p-Xylene	1.0	U	1.0	0.10
79-20-9	Methyl acetate	1.0	U	1.0	0.10
78-93-3	Methyl ethyl ketone (MEK)	1.0	U	1.0	0.10
108-10-1	Methyl isobutyl ketone (MIBK)	1.0	U	1.0	0.10
1634-04-4	Methyl tert-butyl ether	1.0	U	1.0	0.10
108-87-2	Methylcyclohexane	1.0	U	1.0	0.10
75-09-2	Methylene Chloride	1.0	U	1.0	0.10
95-47-6	o-Xylene	1.0	U	1.0	0.10
100-42-5	Styrene	1.0	U	1.0	0.10
127-18-4	Tetrachloroethene	6.8		1.0	0.10
108-88-3	Toluene	1.0	U	1.0	0.10
156-60-5	trans-1,2-Dichloroethene	1.0	U	1.0	0.10
10061-02-6	trans-1,3-Dichloropropene	1.0	U	1.0	0.10
79-01-6	Trichloroethene	15		1.0	0.10
75-01-4	Vinyl chloride	1.0	U	1.0	0.10
1330-20-7	Xylenes, Total	1.0	U	1.0	0.10

CAS NO.	SURROGATE	%REC	Q	LIMITS
17060-07-0	1,2-Dichloroethane-d4 (Surr)	112		76-114
460-00-4	Bromofluorobenzene	98		86-115
2037-26-5	Toluene-d8 (Surr)	101		88-110

FORM I
GC/MS VOA ORGANICS ANALYSIS DATA SHEET
TENTATIVELY IDENTIFIED COMPOUNDS

Lab Name: TestAmerica Edison Job No.: 460-117039-1

SDG No.:

Client Sample ID: MW-500XX Lab Sample ID: 460-117039-11

Matrix: Water Lab File ID: V45866.D

Analysis Method: OLM04.2/VOL Date Collected: 07/11/2016 12:00

Sample wt/vol: 5(mL) Date Analyzed: 07/17/2016 05:13

Soil Aliquot Vol: Dilution Factor: 1

Soil Extract Vol.: GC Column: Rtx-624 ID: 0.25(mm)

% Moisture: Level: (low/med) Low

Analysis Batch No.: 379470 Units: ug/L

Number TICs Found: 0 TIC Result Total: 0

CAS NO.	COMPOUND NAME	RT	RESULT	Q	MATCH QUALITY
	Tentatively Identified Compound		None		

FORM I
GC/MS VOA ORGANICS ANALYSIS DATA SHEET

Lab Name: TestAmerica Edison | Job No.: 460-117039-1

SDG No.:

Client Sample ID: IW-N5535-XX | Lab Sample ID: 460-117039-12

Matrix: Water | Lab File ID: V45838.D

Analysis Method: OLM04.2/VOL | Date Collected: 07/11/2016 08:55

Sample wt/vol: 5(mL) | Date Analyzed: 07/16/2016 09:30

Soil Aliquot Vol: | Dilution Factor: 1

Soil Extract Vol.: | GC Column: Rtx-624 ID: 0.25(mm)

% Moisture: | Level: (low/med) Low

Analysis Batch No.: 379369 | Units: ug/L

CAS NO.	COMPOUND NAME	RESULT	Q	RL	MDL
71-55-6	1,1,1-Trichloroethane	1.0	U	1.0	0.10
79-34-5	1,1,2,2-Tetrachloroethane	1.0	U	1.0	0.10
76-13-1	1,1,2-Trichloro-1,2,2-trifluoroethane	1.0	U	1.0	0.10
79-00-5	1,1,2-Trichloroethane	1.0	U	1.0	0.10
75-34-3	1,1-Dichloroethane	1.0	U	1.0	0.10
75-35-4	1,1-Dichloroethene	0.20	J	1.0	0.10
120-82-1	1,2,4-Trichlorobenzene	1.0	U	1.0	0.10
96-12-8	1,2-Dibromo-3-Chloropropane	1.0	U	1.0	0.10
106-93-4	1,2-Dibromoethane	1.0	U	1.0	0.10
95-50-1	1,2-Dichlorobenzene	1.0	U	1.0	0.10
107-06-2	1,2-Dichloroethane	1.0	U	1.0	0.10
78-87-5	1,2-Dichloropropane	1.0	U	1.0	0.10
541-73-1	1,3-Dichlorobenzene	1.0	U	1.0	0.10
106-46-7	1,4-Dichlorobenzene	1.0	U	1.0	0.10
591-78-6	2-Hexanone	1.0	U	1.0	0.10
67-64-1	Acetone	1.0	U	1.0	0.10
71-43-2	Benzene	1.0	U	1.0	0.10
75-27-4	Bromodichloromethane	1.0	U	1.0	0.10
75-25-2	Bromoform	1.0	U	1.0	0.10
74-83-9	Bromomethane	1.0	U	1.0	0.10
75-15-0	Carbon disulfide	1.0	U	1.0	0.10
56-23-5	Carbon tetrachloride	1.0	U	1.0	0.10
108-90-7	Chlorobenzene	1.0	U	1.0	0.10
75-45-6	Chlorodifluoromethane	1.0	U	1.0	0.10
75-00-3	Chloroethane	1.0	U	1.0	0.10
67-66-3	Chloroform	1.0	U	1.0	0.10
74-87-3	Chloromethane	1.0	U	1.0	0.10
156-59-2	cis-1,2-Dichloroethene	1.0	U	1.0	0.10
10061-01-5	cis-1,3-Dichloropropene	1.0	U	1.0	0.10
110-82-7	Cyclohexane	1.0	U	1.0	0.10
124-48-1	Dibromochloromethane	1.0	U	1.0	0.10
75-71-8	Dichlorodifluoromethane	1.0	U	1.0	0.10
100-41-4	Ethylbenzene	1.0	U	1.0	0.10
75-69-4	Freon 11	1.0	U	1.0	0.10
76-15-3	Freon 115	1.0	U	1.0	0.10

FORM I
GC/MS VOA ORGANICS ANALYSIS DATA SHEET

Lab Name: TestAmerica Edison | Job No.: 460-117039-1

SDG No.:

Client Sample ID: IW-N5535-XX | Lab Sample ID: 460-117039-12

Matrix: Water | Lab File ID: V45838.D

Analysis Method: OLM04.2/VOL | Date Collected: 07/11/2016 08:55

Sample wt/vol: 5(mL) | Date Analyzed: 07/16/2016 09:30

Soil Aliquot Vol: | Dilution Factor: 1

Soil Extract Vol.: | GC Column: Rtx-624 ID: 0.25(mm)

% Moisture: | Level: (low/med) Low

Analysis Batch No.: 379369 | Units: ug/L

CAS NO.	COMPOUND NAME	RESULT	Q	RL	MDL
306-83-2	Freon 123	1.0	U	1.0	0.10
75-37-6	Freon 152a	1.0	U	1.0	0.10
98-82-8	Isopropylbenzene	1.0	U	1.0	0.10
179601-23-1	m&p-Xylene	1.0	U	1.0	0.10
79-20-9	Methyl acetate	1.0	U	1.0	0.10
78-93-3	Methyl ethyl ketone (MEK)	1.0	U	1.0	0.10
108-10-1	Methyl isobutyl ketone (MIBK)	1.0	U	1.0	0.10
1634-04-4	Methyl tert-butyl ether	1.0	U	1.0	0.10
108-87-2	Methylcyclohexane	1.0	U	1.0	0.10
75-09-2	Methylene Chloride	1.0	U	1.0	0.10
95-47-6	o-Xylene	1.0	U	1.0	0.10
100-42-5	Styrene	1.0	U	1.0	0.10
127-18-4	Tetrachloroethene	1.0	U	1.0	0.10
108-88-3	Toluene	1.0	U	1.0	0.10
156-60-5	trans-1,2-Dichloroethene	1.0	U	1.0	0.10
10061-02-6	trans-1,3-Dichloropropene	1.0	U	1.0	0.10
79-01-6	Trichloroethene	0.49	J	1.0	0.10
75-01-4	Vinyl chloride	1.0	U	1.0	0.10
1330-20-7	Xylenes, Total	1.0	U	1.0	0.10

CAS NO.	SURROGATE	%REC	Q	LIMITS
17060-07-0	1,2-Dichloroethane-d4 (Surr)	105		76-114
460-00-4	Bromofluorobenzene	97		86-115
2037-26-5	Toluene-d8 (Surr)	97		88-110

FORM I
GC/MS VOA ORGANICS ANALYSIS DATA SHEET
TENTATIVELY IDENTIFIED COMPOUNDS

Lab Name: TestAmerica Edison Job No.: 460-117039-1

SDG No.:

Client Sample ID: IW-N5535-XX Lab Sample ID: 460-117039-12

Matrix: Water Lab File ID: V45838.D

Analysis Method: OLM04.2/VOL Date Collected: 07/11/2016 08:55

Sample wt/vol: 5(mL) Date Analyzed: 07/16/2016 09:30

Soil Aliquot Vol: Dilution Factor: 1

Soil Extract Vol.: GC Column: Rtx-624 ID: 0.25(mm)

% Moisture: Level: (low/med) Low

Analysis Batch No.: 379369 Units: ug/L

Number TICs Found: 0 TIC Result Total: 0

CAS NO.	COMPOUND NAME	RT	RESULT	Q	MATCH QUALITY
	Tentatively Identified Compound		None		

FORM I
GC/MS VOA ORGANICS ANALYSIS DATA SHEET

Lab Name: TestAmerica Edison | Job No.: 460-117039-1

SDG No.:

Client Sample ID: MW-43MI-XX | Lab Sample ID: 460-117039-13

Matrix: Water | Lab File ID: V45831.D

Analysis Method: OLM04.2/VOL | Date Collected: 07/11/2016 10:33

Sample wt/vol: 5(mL) | Date Analyzed: 07/16/2016 06:49

Soil Aliquot Vol: | Dilution Factor: 1

Soil Extract Vol.: | GC Column: Rtx-624 ID: 0.25(mm)

% Moisture: | Level: (low/med) Low

Analysis Batch No.: 379369 | Units: ug/L

CAS NO.	COMPOUND NAME	RESULT	Q	RL	MDL
71-55-6	1,1,1-Trichloroethane	1.0	U	1.0	0.10
79-34-5	1,1,2,2-Tetrachloroethane	1.0	U	1.0	0.10
76-13-1	1,1,2-Trichloro-1,2,2-trifluoroethane	2.4		1.0	0.10
79-00-5	1,1,2-Trichloroethane	1.0	U	1.0	0.10
75-34-3	1,1-Dichloroethane	1.0	U	1.0	0.10
75-35-4	1,1-Dichloroethene	1.0	U	1.0	0.10
120-82-1	1,2,4-Trichlorobenzene	1.0	U	1.0	0.10
96-12-8	1,2-Dibromo-3-Chloropropane	1.0	U	1.0	0.10
106-93-4	1,2-Dibromoethane	1.0	U	1.0	0.10
95-50-1	1,2-Dichlorobenzene	1.0	U	1.0	0.10
107-06-2	1,2-Dichloroethane	1.0	U	1.0	0.10
78-87-5	1,2-Dichloropropane	1.0	U	1.0	0.10
541-73-1	1,3-Dichlorobenzene	1.0	U	1.0	0.10
106-46-7	1,4-Dichlorobenzene	1.0	U	1.0	0.10
591-78-6	2-Hexanone	1.0	U	1.0	0.10
67-64-1	Acetone	1.0	U	1.0	0.10
71-43-2	Benzene	1.0	U	1.0	0.10
75-27-4	Bromodichloromethane	1.0	U	1.0	0.10
75-25-2	Bromoform	1.0	U	1.0	0.10
74-83-9	Bromomethane	1.0	U	1.0	0.10
75-15-0	Carbon disulfide	1.0	U	1.0	0.10
56-23-5	Carbon tetrachloride	1.0	U	1.0	0.10
108-90-7	Chlorobenzene	1.0	U	1.0	0.10
75-45-6	Chlorodifluoromethane	3.7		1.0	0.10
75-00-3	Chloroethane	1.0	U	1.0	0.10
67-66-3	Chloroform	0.18	J	1.0	0.10
74-87-3	Chloromethane	1.0	U	1.0	0.10
156-59-2	cis-1,2-Dichloroethene	39		1.0	0.10
10061-01-5	cis-1,3-Dichloropropene	1.0	U	1.0	0.10
110-82-7	Cyclohexane	1.0	U	1.0	0.10
124-48-1	Dibromochloromethane	1.0	U	1.0	0.10
75-71-8	Dichlorodifluoromethane	1.0	U	1.0	0.10
100-41-4	Ethylbenzene	1.0	U	1.0	0.10
75-69-4	Freon 11	0.11	J	1.0	0.10
76-15-3	Freon 115	1.0	U	1.0	0.10

FORM I
GC/MS VOA ORGANICS ANALYSIS DATA SHEET

Lab Name: TestAmerica Edison | Job No.: 460-117039-1

SDG No.:

Client Sample ID: MW-43MI-XX | Lab Sample ID: 460-117039-13

Matrix: Water | Lab File ID: V45831.D

Analysis Method: OLM04.2/VOL | Date Collected: 07/11/2016 10:33

Sample wt/vol: 5(mL) | Date Analyzed: 07/16/2016 06:49

Soil Aliquot Vol: | Dilution Factor: 1

Soil Extract Vol.: | GC Column: Rtx-624 ID: 0.25(mm)

% Moisture: | Level: (low/med) Low

Analysis Batch No.: 379369 | Units: ug/L

CAS NO.	COMPOUND NAME	RESULT	Q	RL	MDL
306-83-2	Freon 123	1.0	U	1.0	0.10
75-37-6	Freon 152a	1.0	U	1.0	0.10
98-82-8	Isopropylbenzene	1.0	U	1.0	0.10
179601-23-1	m&p-Xylene	1.0	U	1.0	0.10
79-20-9	Methyl acetate	1.0	U	1.0	0.10
78-93-3	Methyl ethyl ketone (MEK)	1.0	U	1.0	0.10
108-10-1	Methyl isobutyl ketone (MIBK)	1.0	U	1.0	0.10
1634-04-4	Methyl tert-butyl ether	1.0	U	1.0	0.10
108-87-2	Methylcyclohexane	1.0	U	1.0	0.10
75-09-2	Methylene Chloride	1.0	U	1.0	0.10
95-47-6	o-Xylene	1.0	U	1.0	0.10
100-42-5	Styrene	1.0	U	1.0	0.10
127-18-4	Tetrachloroethene	6.7		1.0	0.10
108-88-3	Toluene	1.0	U	1.0	0.10
156-60-5	trans-1,2-Dichloroethene	1.0	U	1.0	0.10
10061-02-6	trans-1,3-Dichloropropene	1.0	U	1.0	0.10
79-01-6	Trichloroethene	16		1.0	0.10
75-01-4	Vinyl chloride	1.0	U	1.0	0.10
1330-20-7	Xylenes, Total	1.0	U	1.0	0.10

CAS NO.	SURROGATE	%REC	Q	LIMITS
17060-07-0	1,2-Dichloroethane-d4 (Surr)	102		76-114
460-00-4	Bromofluorobenzene	97		86-115
2037-26-5	Toluene-d8 (Surr)	97		88-110

FORM I
GC/MS VOA ORGANICS ANALYSIS DATA SHEET
TENTATIVELY IDENTIFIED COMPOUNDS

Lab Name: TestAmerica Edison Job No.: 460-117039-1

SDG No.:

Client Sample ID: MW-43MI-XX Lab Sample ID: 460-117039-13

Matrix: Water Lab File ID: V45831.D

Analysis Method: OLM04.2/VOL Date Collected: 07/11/2016 10:33

Sample wt/vol: 5(mL) Date Analyzed: 07/16/2016 06:49

Soil Aliquot Vol: Dilution Factor: 1

Soil Extract Vol.: GC Column: Rtx-624 ID: 0.25(mm)

% Moisture: Level: (low/med) Low

Analysis Batch No.: 379369 Units: ug/L

Number TICs Found: 0 TIC Result Total: 0

CAS NO.	COMPOUND NAME	RT	RESULT	Q	MATCH QUALITY
	Tentatively Identified Compound		None		

FORM I
GC/MS VOA ORGANICS ANALYSIS DATA SHEET

Lab Name: TestAmerica Edison | Job No.: 460-117039-1

SDG No.:

Client Sample ID: MW-37ML-XX | Lab Sample ID: 460-117039-14

Matrix: Water | Lab File ID: V45861.D

Analysis Method: OLM04.2/VOL | Date Collected: 07/11/2016 16:34

Sample wt/vol: 5(mL) | Date Analyzed: 07/17/2016 03:16

Soil Aliquot Vol: | Dilution Factor: 1

Soil Extract Vol.: | GC Column: Rtx-624 ID: 0.25(mm)

% Moisture: | Level: (low/med) Low

Analysis Batch No.: 379470 | Units: ug/L

CAS NO.	COMPOUND NAME	RESULT	Q	RL	MDL
71-55-6	1,1,1-Trichloroethane	1.0	U	1.0	0.10
79-34-5	1,1,2,2-Tetrachloroethane	1.0	U	1.0	0.10
76-13-1	1,1,2-Trichloro-1,2,2-trifluoroethane	6.1		1.0	0.10
79-00-5	1,1,2-Trichloroethane	1.0	U	1.0	0.10
75-34-3	1,1-Dichloroethane	1.0	U	1.0	0.10
75-35-4	1,1-Dichloroethene	0.25	J	1.0	0.10
120-82-1	1,2,4-Trichlorobenzene	1.0	U	1.0	0.10
96-12-8	1,2-Dibromo-3-Chloropropane	1.0	U	1.0	0.10
106-93-4	1,2-Dibromoethane	1.0	U	1.0	0.10
95-50-1	1,2-Dichlorobenzene	1.0	U	1.0	0.10
107-06-2	1,2-Dichloroethane	1.0	U	1.0	0.10
78-87-5	1,2-Dichloropropane	1.0	U	1.0	0.10
541-73-1	1,3-Dichlorobenzene	1.0	U	1.0	0.10
106-46-7	1,4-Dichlorobenzene	1.0	U	1.0	0.10
591-78-6	2-Hexanone	1.0	U	1.0	0.10
67-64-1	Acetone	1.0	U	1.0	0.10
71-43-2	Benzene	1.0	U	1.0	0.10
75-27-4	Bromodichloromethane	1.0	U	1.0	0.10
75-25-2	Bromoform	1.0	U	1.0	0.10
74-83-9	Bromomethane	1.0	U	1.0	0.10
75-15-0	Carbon disulfide	1.0	U	1.0	0.10
56-23-5	Carbon tetrachloride	1.0	U	1.0	0.10
108-90-7	Chlorobenzene	1.0	U	1.0	0.10
75-45-6	Chlorodifluoromethane	1.5		1.0	0.10
75-00-3	Chloroethane	1.0	U	1.0	0.10
67-66-3	Chloroform	0.96	J	1.0	0.10
74-87-3	Chloromethane	1.0	U	1.0	0.10
156-59-2	cis-1,2-Dichloroethene	200		1.0	0.10
10061-01-5	cis-1,3-Dichloropropene	1.0	U	1.0	0.10
110-82-7	Cyclohexane	1.0	U	1.0	0.10
124-48-1	Dibromochloromethane	1.0	U	1.0	0.10
75-71-8	Dichlorodifluoromethane	1.0	U	1.0	0.10
100-41-4	Ethylbenzene	1.0	U	1.0	0.10
75-69-4	Freon 11	0.50	J	1.0	0.10
76-15-3	Freon 115	1.0	U	1.0	0.10

FORM I
GC/MS VOA ORGANICS ANALYSIS DATA SHEET

Lab Name: TestAmerica Edison | Job No.: 460-117039-1

SDG No.:

Client Sample ID: MW-37ML-XX | Lab Sample ID: 460-117039-14

Matrix: Water | Lab File ID: V45861.D

Analysis Method: OLM04.2/VOL | Date Collected: 07/11/2016 16:34

Sample wt/vol: 5(mL) | Date Analyzed: 07/17/2016 03:16

Soil Aliquot Vol: | Dilution Factor: 1

Soil Extract Vol.: | GC Column: Rtx-624 ID: 0.25(mm)

% Moisture: | Level: (low/med) Low

Analysis Batch No.: 379470 | Units: ug/L

CAS NO.	COMPOUND NAME	RESULT	Q	RL	MDL
306-83-2	Freon 123	1.0	U	1.0	0.10
75-37-6	Freon 152a	1.0	U	1.0	0.10
98-82-8	Isopropylbenzene	1.0	U	1.0	0.10
179601-23-1	m&p-Xylene	1.0	U	1.0	0.10
79-20-9	Methyl acetate	1.0	U	1.0	0.10
78-93-3	Methyl ethyl ketone (MEK)	1.0	U	1.0	0.10
108-10-1	Methyl isobutyl ketone (MIBK)	1.0	U	1.0	0.10
1634-04-4	Methyl tert-butyl ether	1.0	U	1.0	0.10
108-87-2	Methylcyclohexane	1.0	U	1.0	0.10
75-09-2	Methylene Chloride	1.0	U	1.0	0.10
95-47-6	o-Xylene	1.0	U	1.0	0.10
100-42-5	Styrene	1.0	U	1.0	0.10
127-18-4	Tetrachloroethene	13		1.0	0.10
108-88-3	Toluene	1.0	U	1.0	0.10
156-60-5	trans-1,2-Dichloroethene	0.97	J	1.0	0.10
10061-02-6	trans-1,3-Dichloropropene	1.0	U	1.0	0.10
79-01-6	Trichloroethene	52		1.0	0.10
75-01-4	Vinyl chloride	1.0	U	1.0	0.10
1330-20-7	Xylenes, Total	1.0	U	1.0	0.10

CAS NO.	SURROGATE	%REC	Q	LIMITS
17060-07-0	1,2-Dichloroethane-d4 (Surr)	110		76-114
460-00-4	Bromofluorobenzene	94		86-115
2037-26-5	Toluene-d8 (Surr)	101		88-110

FORM I
GC/MS VOA ORGANICS ANALYSIS DATA SHEET
TENTATIVELY IDENTIFIED COMPOUNDS

Lab Name: TestAmerica Edison Job No.: 460-117039-1

SDG No.:

Client Sample ID: MW-37ML-XX Lab Sample ID: 460-117039-14

Matrix: Water Lab File ID: V45861.D

Analysis Method: OLM04.2/VOL Date Collected: 07/11/2016 16:34

Sample wt/vol: 5(mL) Date Analyzed: 07/17/2016 03:16

Soil Aliquot Vol: Dilution Factor: 1

Soil Extract Vol.: GC Column: Rtx-624 ID: 0.25(mm)

% Moisture: Level: (low/med) Low

Analysis Batch No.: 379470 Units: ug/L

Number TICs Found: 0 TIC Result Total: 0

CAS NO.	COMPOUND NAME	RT	RESULT	Q	MATCH QUALITY
	Tentatively Identified Compound		None		

FORM I
GC/MS VOA ORGANICS ANALYSIS DATA SHEET

Lab Name: TestAmerica Edison | Job No.: 460-117039-1

SDG No.:

Client Sample ID: MW-43MU-XX | Lab Sample ID: 460-117039-15

Matrix: Water | Lab File ID: V45857.D

Analysis Method: OLM04.2/VOL | Date Collected: 07/11/2016 11:48

Sample wt/vol: 5(mL) | Date Analyzed: 07/17/2016 01:45

Soil Aliquot Vol: | Dilution Factor: 1

Soil Extract Vol.: | GC Column: Rtx-624 ID: 0.25(mm)

% Moisture: | Level: (low/med) Low

Analysis Batch No.: 379470 | Units: ug/L

CAS NO.	COMPOUND NAME	RESULT	Q	RL	MDL
71-55-6	1,1,1-Trichloroethane	1.0	U	1.0	0.10
79-34-5	1,1,2,2-Tetrachloroethane	1.0	U	1.0	0.10
76-13-1	1,1,2-Trichloro-1,2,2-trifluoroethane	1.0	U	1.0	0.10
79-00-5	1,1,2-Trichloroethane	1.0	U	1.0	0.10
75-34-3	1,1-Dichloroethane	1.0	U	1.0	0.10
75-35-4	1,1-Dichloroethene	1.0	U	1.0	0.10
120-82-1	1,2,4-Trichlorobenzene	1.0	U	1.0	0.10
96-12-8	1,2-Dibromo-3-Chloropropane	1.0	U	1.0	0.10
106-93-4	1,2-Dibromoethane	1.0	U	1.0	0.10
95-50-1	1,2-Dichlorobenzene	1.0	U	1.0	0.10
107-06-2	1,2-Dichloroethane	1.0	U	1.0	0.10
78-87-5	1,2-Dichloropropane	1.0	U	1.0	0.10
541-73-1	1,3-Dichlorobenzene	1.0	U	1.0	0.10
106-46-7	1,4-Dichlorobenzene	1.0	U	1.0	0.10
591-78-6	2-Hexanone	1.0	U	1.0	0.10
67-64-1	Acetone	1.0	U	1.0	0.10
71-43-2	Benzene	1.0	U	1.0	0.10
75-27-4	Bromodichloromethane	1.0	U	1.0	0.10
75-25-2	Bromoform	1.0	U	1.0	0.10
74-83-9	Bromomethane	1.0	U	1.0	0.10
75-15-0	Carbon disulfide	1.0	U	1.0	0.10
56-23-5	Carbon tetrachloride	1.0	U	1.0	0.10
108-90-7	Chlorobenzene	1.0	U	1.0	0.10
75-45-6	Chlorodifluoromethane	1.0	U	1.0	0.10
75-00-3	Chloroethane	1.0	U	1.0	0.10
67-66-3	Chloroform	1.0	U	1.0	0.10
74-87-3	Chloromethane	1.0	U	1.0	0.10
156-59-2	cis-1,2-Dichloroethene	1.0	U	1.0	0.10
10061-01-5	cis-1,3-Dichloropropene	1.0	U	1.0	0.10
110-82-7	Cyclohexane	1.0	U	1.0	0.10
124-48-1	Dibromochloromethane	1.0	U	1.0	0.10
75-71-8	Dichlorodifluoromethane	1.0	U	1.0	0.10
100-41-4	Ethylbenzene	1.0	U	1.0	0.10
75-69-4	Freon 11	1.0	U	1.0	0.10
76-15-3	Freon 115	1.0	U	1.0	0.10

FORM I
GC/MS VOA ORGANICS ANALYSIS DATA SHEET

Lab Name: TestAmerica Edison | Job No.: 460-117039-1

SDG No.:

Client Sample ID: MW-43MU-XX | Lab Sample ID: 460-117039-15

Matrix: Water | Lab File ID: V45857.D

Analysis Method: OLM04.2/VOL | Date Collected: 07/11/2016 11:48

Sample wt/vol: 5(mL) | Date Analyzed: 07/17/2016 01:45

Soil Aliquot Vol: | Dilution Factor: 1

Soil Extract Vol.: | GC Column: Rtx-624 ID: 0.25(mm)

% Moisture: | Level: (low/med) Low

Analysis Batch No.: 379470 | Units: ug/L

CAS NO.	COMPOUND NAME	RESULT	Q	RL	MDL
306-83-2	Freon 123	1.0	U	1.0	0.10
75-37-6	Freon 152a	1.0	U	1.0	0.10
98-82-8	Isopropylbenzene	1.0	U	1.0	0.10
179601-23-1	m&p-Xylene	1.0	U	1.0	0.10
79-20-9	Methyl acetate	1.0	U	1.0	0.10
78-93-3	Methyl ethyl ketone (MEK)	1.0	U	1.0	0.10
108-10-1	Methyl isobutyl ketone (MIBK)	1.0	U	1.0	0.10
1634-04-4	Methyl tert-butyl ether	1.0	U	1.0	0.10
108-87-2	Methylcyclohexane	1.0	U	1.0	0.10
75-09-2	Methylene Chloride	1.0	U	1.0	0.10
95-47-6	o-Xylene	1.0	U	1.0	0.10
100-42-5	Styrene	1.0	U	1.0	0.10
127-18-4	Tetrachloroethene	1.0	U	1.0	0.10
108-88-3	Toluene	1.0	U	1.0	0.10
156-60-5	trans-1,2-Dichloroethene	1.0	U	1.0	0.10
10061-02-6	trans-1,3-Dichloropropene	1.0	U	1.0	0.10
79-01-6	Trichloroethene	1.0	U	1.0	0.10
75-01-4	Vinyl chloride	1.0	U	1.0	0.10
1330-20-7	Xylenes, Total	1.0	U	1.0	0.10

CAS NO.	SURROGATE	%REC	Q	LIMITS
17060-07-0	1,2-Dichloroethane-d4 (Surr)	109		76-114
460-00-4	Bromofluorobenzene	92		86-115
2037-26-5	Toluene-d8 (Surr)	101		88-110

FORM I
GC/MS VOA ORGANICS ANALYSIS DATA SHEET
TENTATIVELY IDENTIFIED COMPOUNDS

Lab Name: TestAmerica Edison Job No.: 460-117039-1

SDG No.:

Client Sample ID: MW-43MU-XX Lab Sample ID: 460-117039-15

Matrix: Water Lab File ID: V45857.D

Analysis Method: OLM04.2/VOL Date Collected: 07/11/2016 11:48

Sample wt/vol: 5(mL) Date Analyzed: 07/17/2016 01:45

Soil Aliquot Vol: Dilution Factor: 1

Soil Extract Vol.: GC Column: Rtx-624 ID: 0.25(mm)

% Moisture: Level: (low/med) Low

Analysis Batch No.: 379470 Units: ug/L

Number TICs Found: 1 TIC Result Total: 120

CAS NO.	COMPOUND NAME	RT	RESULT	Q	MATCH QUALITY
	Unknown	1.34	120	J	

FORM I
GC/MS VOA ORGANICS ANALYSIS DATA SHEET

Lab Name: TestAmerica Edison | Job No.: 460-117039-1

SDG No.:

Client Sample ID: QC-TB071216-XX | Lab Sample ID: 460-117039-16

Matrix: Water | Lab File ID: V45854.D

Analysis Method: OLM04.2/VOL | Date Collected: 07/12/2016 13:15

Sample wt/vol: 5(mL) | Date Analyzed: 07/17/2016 00:33

Soil Aliquot Vol: | Dilution Factor: 1

Soil Extract Vol.: | GC Column: Rtx-624 ID: 0.25(mm)

% Moisture: | Level: (low/med) Low

Analysis Batch No.: 379470 | Units: ug/L

CAS NO.	COMPOUND NAME	RESULT	Q	RL	MDL
71-55-6	1,1,1-Trichloroethane	1.0	U	1.0	0.10
79-34-5	1,1,2,2-Tetrachloroethane	1.0	U	1.0	0.10
76-13-1	1,1,2-Trichloro-1,2,2-trifluoroethane	1.0	U	1.0	0.10
79-00-5	1,1,2-Trichloroethane	1.0	U	1.0	0.10
75-34-3	1,1-Dichloroethane	1.0	U	1.0	0.10
75-35-4	1,1-Dichloroethene	1.0	U	1.0	0.10
120-82-1	1,2,4-Trichlorobenzene	1.0	U	1.0	0.10
96-12-8	1,2-Dibromo-3-Chloropropane	1.0	U	1.0	0.10
106-93-4	1,2-Dibromoethane	1.0	U	1.0	0.10
95-50-1	1,2-Dichlorobenzene	1.0	U	1.0	0.10
107-06-2	1,2-Dichloroethane	1.0	U	1.0	0.10
78-87-5	1,2-Dichloropropane	1.0	U	1.0	0.10
541-73-1	1,3-Dichlorobenzene	1.0	U	1.0	0.10
106-46-7	1,4-Dichlorobenzene	1.0	U	1.0	0.10
591-78-6	2-Hexanone	1.0	U	1.0	0.10
67-64-1	Acetone	14		1.0	0.10
71-43-2	Benzene	1.0	U	1.0	0.10
75-27-4	Bromodichloromethane	1.0	U	1.0	0.10
75-25-2	Bromoform	1.0	U	1.0	0.10
74-83-9	Bromomethane	1.0	U	1.0	0.10
75-15-0	Carbon disulfide	1.0	U	1.0	0.10
56-23-5	Carbon tetrachloride	1.0	U	1.0	0.10
108-90-7	Chlorobenzene	1.0	U	1.0	0.10
75-45-6	Chlorodifluoromethane	1.0	U	1.0	0.10
75-00-3	Chloroethane	1.0	U	1.0	0.10
67-66-3	Chloroform	1.0	U	1.0	0.10
74-87-3	Chloromethane	1.0	U	1.0	0.10
156-59-2	cis-1,2-Dichloroethene	1.0	U	1.0	0.10
10061-01-5	cis-1,3-Dichloropropene	1.0	U	1.0	0.10
110-82-7	Cyclohexane	1.0	U	1.0	0.10
124-48-1	Dibromochloromethane	1.0	U	1.0	0.10
75-71-8	Dichlorodifluoromethane	1.0	U	1.0	0.10
100-41-4	Ethylbenzene	0.10	J	1.0	0.10
75-69-4	Freon 11	1.0	U	1.0	0.10
76-15-3	Freon 115	1.0	U	1.0	0.10

FORM I
GC/MS VOA ORGANICS ANALYSIS DATA SHEET

Lab Name: TestAmerica Edison | Job No.: 460-117039-1

SDG No.:

Client Sample ID: QC-TB071216-XX | Lab Sample ID: 460-117039-16

Matrix: Water | Lab File ID: V45854.D

Analysis Method: OLM04.2/VOL | Date Collected: 07/12/2016 13:15

Sample wt/vol: 5(mL) | Date Analyzed: 07/17/2016 00:33

Soil Aliquot Vol: | Dilution Factor: 1

Soil Extract Vol.: | GC Column: Rtx-624 ID: 0.25(mm)

% Moisture: | Level: (low/med) Low

Analysis Batch No.: 379470 | Units: ug/L

CAS NO.	COMPOUND NAME	RESULT	Q	RL	MDL
306-83-2	Freon 123	1.0	U	1.0	0.10
75-37-6	Freon 152a	1.0	U	1.0	0.10
98-82-8	Isopropylbenzene	1.0	U	1.0	0.10
179601-23-1	m&p-Xylene	0.39	J	1.0	0.10
79-20-9	Methyl acetate	1.0	U	1.0	0.10
78-93-3	Methyl ethyl ketone (MEK)	23		1.0	0.10
108-10-1	Methyl isobutyl ketone (MIBK)	1.0	U	1.0	0.10
1634-04-4	Methyl tert-butyl ether	1.0	U	1.0	0.10
108-87-2	Methylcyclohexane	1.0	U	1.0	0.10
75-09-2	Methylene Chloride	1.0	U	1.0	0.10
95-47-6	o-Xylene	1.0	U	1.0	0.10
100-42-5	Styrene	1.0	U	1.0	0.10
127-18-4	Tetrachloroethene	1.0	U	1.0	0.10
108-88-3	Toluene	0.20	J	1.0	0.10
156-60-5	trans-1,2-Dichloroethene	1.0	U	1.0	0.10
10061-02-6	trans-1,3-Dichloropropene	1.0	U	1.0	0.10
79-01-6	Trichloroethene	1.0	U	1.0	0.10
75-01-4	Vinyl chloride	1.0	U	1.0	0.10
1330-20-7	Xylenes, Total	0.39	J	1.0	0.10

CAS NO.	SURROGATE	%REC	Q	LIMITS
17060-07-0	1,2-Dichloroethane-d4 (Surr)	106		76-114
460-00-4	Bromofluorobenzene	94		86-115
2037-26-5	Toluene-d8 (Surr)	103		88-110

FORM I
GC/MS VOA ORGANICS ANALYSIS DATA SHEET
TENTATIVELY IDENTIFIED COMPOUNDS

Lab Name: TestAmerica Edison Job No.: 460-117039-1

SDG No.:

Client Sample ID: QC-TB071216-XX Lab Sample ID: 460-117039-16

Matrix: Water Lab File ID: V45854.D

Analysis Method: OLM04.2/VOL Date Collected: 07/12/2016 13:15

Sample wt/vol: 5(mL) Date Analyzed: 07/17/2016 00:33

Soil Aliquot Vol: Dilution Factor: 1

Soil Extract Vol.: GC Column: Rtx-624 ID: 0.25(mm)

% Moisture: Level: (low/med) Low

Analysis Batch No.: 379470 Units: ug/L

Number TICs Found: 0 TIC Result Total: 0

CAS NO.	COMPOUND NAME	RT	RESULT	Q	MATCH QUALITY
	Tentatively Identified Compound		None		

FORM I
GC/MS VOA ORGANICS ANALYSIS DATA SHEET

Lab Name: TestAmerica Edison | Job No.: 460-117039-1

SDG No.:

Client Sample ID: QC-EB071216-XX | Lab Sample ID: 460-117039-17

Matrix: Water | Lab File ID: V45855.D

Analysis Method: OLM04.2/VOL | Date Collected: 07/12/2016 13:20

Sample wt/vol: 5(mL) | Date Analyzed: 07/17/2016 00:59

Soil Aliquot Vol: | Dilution Factor: 1

Soil Extract Vol.: | GC Column: Rtx-624 ID: 0.25(mm)

% Moisture: | Level: (low/med) Low

Analysis Batch No.: 379470 | Units: ug/L

CAS NO.	COMPOUND NAME	RESULT	Q	RL	MDL
71-55-6	1,1,1-Trichloroethane	1.0	U	1.0	0.10
79-34-5	1,1,2,2-Tetrachloroethane	1.0	U	1.0	0.10
76-13-1	1,1,2-Trichloro-1,2,2-trifluoroethane	1.0	U	1.0	0.10
79-00-5	1,1,2-Trichloroethane	1.0	U	1.0	0.10
75-34-3	1,1-Dichloroethane	1.0	U	1.0	0.10
75-35-4	1,1-Dichloroethene	1.0	U	1.0	0.10
120-82-1	1,2,4-Trichlorobenzene	1.0	U	1.0	0.10
96-12-8	1,2-Dibromo-3-Chloropropane	1.0	U	1.0	0.10
106-93-4	1,2-Dibromoethane	1.0	U	1.0	0.10
95-50-1	1,2-Dichlorobenzene	1.0	U	1.0	0.10
107-06-2	1,2-Dichloroethane	1.0	U	1.0	0.10
78-87-5	1,2-Dichloropropane	1.0	U	1.0	0.10
541-73-1	1,3-Dichlorobenzene	1.0	U	1.0	0.10
106-46-7	1,4-Dichlorobenzene	1.0	U	1.0	0.10
591-78-6	2-Hexanone	1.0	U	1.0	0.10
67-64-1	Acetone	1.0	U	1.0	0.10
71-43-2	Benzene	1.0	U	1.0	0.10
75-27-4	Bromodichloromethane	1.0	U	1.0	0.10
75-25-2	Bromoform	1.0	U	1.0	0.10
74-83-9	Bromomethane	1.0	U	1.0	0.10
75-15-0	Carbon disulfide	1.0	U	1.0	0.10
56-23-5	Carbon tetrachloride	1.0	U	1.0	0.10
108-90-7	Chlorobenzene	1.0	U	1.0	0.10
75-45-6	Chlorodifluoromethane	1.0	U	1.0	0.10
75-00-3	Chloroethane	1.0	U	1.0	0.10
67-66-3	Chloroform	1.0	U	1.0	0.10
74-87-3	Chloromethane	1.0	U	1.0	0.10
156-59-2	cis-1,2-Dichloroethene	1.0	U	1.0	0.10
10061-01-5	cis-1,3-Dichloropropene	1.0	U	1.0	0.10
110-82-7	Cyclohexane	1.0	U	1.0	0.10
124-48-1	Dibromochloromethane	1.0	U	1.0	0.10
75-71-8	Dichlorodifluoromethane	1.0	U	1.0	0.10
100-41-4	Ethylbenzene	1.0	U	1.0	0.10
75-69-4	Freon 11	1.0	U	1.0	0.10
76-15-3	Freon 115	1.0	U	1.0	0.10

FORM I
GC/MS VOA ORGANICS ANALYSIS DATA SHEET

Lab Name: TestAmerica Edison | Job No.: 460-117039-1

SDG No.:

Client Sample ID: QC-EB071216-XX | Lab Sample ID: 460-117039-17

Matrix: Water | Lab File ID: V45855.D

Analysis Method: OLM04.2/VOL | Date Collected: 07/12/2016 13:20

Sample wt/vol: 5(mL) | Date Analyzed: 07/17/2016 00:59

Soil Aliquot Vol: | Dilution Factor: 1

Soil Extract Vol.: | GC Column: Rtx-624 ID: 0.25(mm)

% Moisture: | Level: (low/med) Low

Analysis Batch No.: 379470 | Units: ug/L

CAS NO.	COMPOUND NAME	RESULT	Q	RL	MDL
306-83-2	Freon 123	1.0	U	1.0	0.10
75-37-6	Freon 152a	1.0	U	1.0	0.10
98-82-8	Isopropylbenzene	1.0	U	1.0	0.10
179601-23-1	m&p-Xylene	1.0	U	1.0	0.10
79-20-9	Methyl acetate	1.0	U	1.0	0.10
78-93-3	Methyl ethyl ketone (MEK)	1.0	U	1.0	0.10
108-10-1	Methyl isobutyl ketone (MIBK)	1.0	U	1.0	0.10
1634-04-4	Methyl tert-butyl ether	1.0	U	1.0	0.10
108-87-2	Methylcyclohexane	1.0	U	1.0	0.10
75-09-2	Methylene Chloride	1.0	U	1.0	0.10
95-47-6	o-Xylene	1.0	U	1.0	0.10
100-42-5	Styrene	1.0	U	1.0	0.10
127-18-4	Tetrachloroethene	1.0	U	1.0	0.10
108-88-3	Toluene	1.0	U	1.0	0.10
156-60-5	trans-1,2-Dichloroethene	1.0	U	1.0	0.10
10061-02-6	trans-1,3-Dichloropropene	1.0	U	1.0	0.10
79-01-6	Trichloroethene	1.0	U	1.0	0.10
75-01-4	Vinyl chloride	1.0	U	1.0	0.10
1330-20-7	Xylenes, Total	1.0	U	1.0	0.10

CAS NO.	SURROGATE	%REC	Q	LIMITS
17060-07-0	1,2-Dichloroethane-d4 (Surr)	109		76-114
460-00-4	Bromofluorobenzene	92		86-115
2037-26-5	Toluene-d8 (Surr)	101		88-110

FORM I
GC/MS VOA ORGANICS ANALYSIS DATA SHEET
TENTATIVELY IDENTIFIED COMPOUNDS

Lab Name: TestAmerica Edison Job No.: 460-117039-1

SDG No.:

Client Sample ID: QC-EB071216-XX Lab Sample ID: 460-117039-17

Matrix: Water Lab File ID: V45855.D

Analysis Method: OLM04.2/VOL Date Collected: 07/12/2016 13:20

Sample wt/vol: 5(mL) Date Analyzed: 07/17/2016 00:59

Soil Aliquot Vol: Dilution Factor: 1

Soil Extract Vol.: GC Column: Rtx-624 ID: 0.25(mm)

% Moisture: Level: (low/med) Low

Analysis Batch No.: 379470 Units: ug/L

Number TICs Found: 0 TIC Result Total: 0

CAS NO.	COMPOUND NAME	RT	RESULT	Q	MATCH QUALITY
	Tentatively Identified Compound		None		

FORM I
GC/MS VOA ORGANICS ANALYSIS DATA SHEET

Lab Name: TestAmerica Edison | Job No.: 460-117039-1
SDG No.:
Client Sample ID: MW-501-XX | Lab Sample ID: 460-117039-18
Matrix: Water | Lab File ID: V45860.D
Analysis Method: OLM04.2/VOL | Date Collected: 07/12/2016 12:00
Sample wt/vol: 5(mL) | Date Analyzed: 07/17/2016 02:53
Soil Aliquot Vol: | Dilution Factor: 1
Soil Extract Vol.: | GC Column: Rtx-624 ID: 0.25(mm)
% Moisture: | Level: (low/med) Low
Analysis Batch No.: 379470 | Units: ug/L

CAS NO.	COMPOUND NAME	RESULT	Q	RL	MDL
71-55-6	1,1,1-Trichloroethane	1.0	U	1.0	0.10
79-34-5	1,1,2,2-Tetrachloroethane	1.0	U	1.0	0.10
76-13-1	1,1,2-Trichloro-1,2,2-trifluoroethane	3.1		1.0	0.10
79-00-5	1,1,2-Trichloroethane	1.0	U	1.0	0.10
75-34-3	1,1-Dichloroethane	1.0	U	1.0	0.10
75-35-4	1,1-Dichloroethene	1.0	U	1.0	0.10
120-82-1	1,2,4-Trichlorobenzene	1.0	U	1.0	0.10
96-12-8	1,2-Dibromo-3-Chloropropane	1.0	U	1.0	0.10
106-93-4	1,2-Dibromoethane	1.0	U	1.0	0.10
95-50-1	1,2-Dichlorobenzene	1.0	U	1.0	0.10
107-06-2	1,2-Dichloroethane	1.0	U	1.0	0.10
78-87-5	1,2-Dichloropropane	1.0	U	1.0	0.10
541-73-1	1,3-Dichlorobenzene	1.0	U	1.0	0.10
106-46-7	1,4-Dichlorobenzene	1.0	U	1.0	0.10
591-78-6	2-Hexanone	1.0	U	1.0	0.10
67-64-1	Acetone	1.0	U	1.0	0.10
71-43-2	Benzene	1.0	U	1.0	0.10
75-27-4	Bromodichloromethane	1.0	U	1.0	0.10
75-25-2	Bromoform	1.0	U	1.0	0.10
74-83-9	Bromomethane	1.0	U	1.0	0.10
75-15-0	Carbon disulfide	1.0	U	1.0	0.10
56-23-5	Carbon tetrachloride	1.0	U	1.0	0.10
108-90-7	Chlorobenzene	1.0	U	1.0	0.10
75-45-6	Chlorodifluoromethane	1.0	U	1.0	0.10
75-00-3	Chloroethane	1.0	U	1.0	0.10
67-66-3	Chloroform	0.54	J	1.0	0.10
74-87-3	Chloromethane	1.0	U	1.0	0.10
156-59-2	cis-1,2-Dichloroethene	41		1.0	0.10
10061-01-5	cis-1,3-Dichloropropene	1.0	U	1.0	0.10
110-82-7	Cyclohexane	1.0	U	1.0	0.10
124-48-1	Dibromochloromethane	1.0	U	1.0	0.10
75-71-8	Dichlorodifluoromethane	1.0	U	1.0	0.10
100-41-4	Ethylbenzene	1.0	U	1.0	0.10
75-69-4	Freon 11	0.67	J	1.0	0.10
76-15-3	Freon 115	1.0	U	1.0	0.10

FORM I
GC/MS VOA ORGANICS ANALYSIS DATA SHEET

Lab Name: TestAmerica Edison | Job No.: 460-117039-1

SDG No.:

Client Sample ID: MW-501-XX | Lab Sample ID: 460-117039-18

Matrix: Water | Lab File ID: V45860.D

Analysis Method: OLM04.2/VOL | Date Collected: 07/12/2016 12:00

Sample wt/vol: 5(mL) | Date Analyzed: 07/17/2016 02:53

Soil Aliquot Vol: | Dilution Factor: 1

Soil Extract Vol.: | GC Column: Rtx-624 ID: 0.25(mm)

% Moisture: | Level: (low/med) Low

Analysis Batch No.: 379470 | Units: ug/L

CAS NO.	COMPOUND NAME	RESULT	Q	RL	MDL
306-83-2	Freon 123	1.0	U	1.0	0.10
75-37-6	Freon 152a	1.0	U	1.0	0.10
98-82-8	Isopropylbenzene	1.0	U	1.0	0.10
179601-23-1	m&p-Xylene	1.0	U	1.0	0.10
79-20-9	Methyl acetate	1.0	U	1.0	0.10
78-93-3	Methyl ethyl ketone (MEK)	1.0	U	1.0	0.10
108-10-1	Methyl isobutyl ketone (MIBK)	1.0	U	1.0	0.10
1634-04-4	Methyl tert-butyl ether	1.0	U	1.0	0.10
108-87-2	Methylcyclohexane	1.0	U	1.0	0.10
75-09-2	Methylene Chloride	1.0	U	1.0	0.10
95-47-6	o-Xylene	1.0	U	1.0	0.10
100-42-5	Styrene	1.0	U	1.0	0.10
127-18-4	Tetrachloroethene	3.5		1.0	0.10
108-88-3	Toluene	1.0	U	1.0	0.10
156-60-5	trans-1,2-Dichloroethene	1.3		1.0	0.10
10061-02-6	trans-1,3-Dichloropropene	1.0	U	1.0	0.10
79-01-6	Trichloroethene	28		1.0	0.10
75-01-4	Vinyl chloride	1.0	U	1.0	0.10
1330-20-7	Xylenes, Total	1.0	U	1.0	0.10

CAS NO.	SURROGATE	%REC	Q	LIMITS
17060-07-0	1,2-Dichloroethane-d4 (Surr)	112		76-114
460-00-4	Bromofluorobenzene	92		86-115
2037-26-5	Toluene-d8 (Surr)	101		88-110

FORM I
GC/MS VOA ORGANICS ANALYSIS DATA SHEET
TENTATIVELY IDENTIFIED COMPOUNDS

Lab Name: TestAmerica Edison
Job No.: 460-117039-1
SDG No.:
Client Sample ID: MW-501-XX
Lab Sample ID: 460-117039-18
Matrix: Water
Lab File ID: V45860.D
Analysis Method: OLM04.2/VOL
Date Collected: 07/12/2016 12:00
Sample wt/vol: 5(mL)
Date Analyzed: 07/17/2016 02:53
Soil Aliquot Vol:
Dilution Factor: 1
Soil Extract Vol.:
GC Column: Rtx-624 ID: 0.25(mm)
% Moisture:
Level: (low/med) Low
Analysis Batch No.: 379470
Units: ug/L
Number TICs Found: 0
TIC Result Total: 0

CAS NO.	COMPOUND NAME	RT	RESULT	Q	MATCH QUALITY
	Tentatively Identified Compound		None		

FORM I
GC/MS VOA ORGANICS ANALYSIS DATA SHEET

Lab Name: TestAmerica Edison | Job No.: 460-117039-1

SDG No.:

Client Sample ID: MW-38ML-XX | Lab Sample ID: 460-117039-19

Matrix: Water | Lab File ID: V45862.D

Analysis Method: OLM04.2/VOL | Date Collected: 07/12/2016 11:23

Sample wt/vol: 5(mL) | Date Analyzed: 07/17/2016 03:39

Soil Aliquot Vol: | Dilution Factor: 2

Soil Extract Vol.: | GC Column: Rtx-624 ID: 0.25(mm)

% Moisture: | Level: (low/med) Low

Analysis Batch No.: 379470 | Units: ug/L

CAS NO.	COMPOUND NAME	RESULT	Q	RL	MDL
71-55-6	1,1,1-Trichloroethane	2.0	U	2.0	0.20
79-34-5	1,1,2,2-Tetrachloroethane	0.39	J	2.0	0.20
76-13-1	1,1,2-Trichloro-1,2,2-trifluoroethane	7.0		2.0	0.20
79-00-5	1,1,2-Trichloroethane	0.58	J	2.0	0.20
75-34-3	1,1-Dichloroethane	2.0	U	2.0	0.20
75-35-4	1,1-Dichloroethene	2.0	U	2.0	0.20
120-82-1	1,2,4-Trichlorobenzene	2.0	U	2.0	0.20
96-12-8	1,2-Dibromo-3-Chloropropane	2.0	U	2.0	0.20
106-93-4	1,2-Dibromoethane	2.0	U	2.0	0.20
95-50-1	1,2-Dichlorobenzene	2.0	U	2.0	0.20
107-06-2	1,2-Dichloroethane	2.0	U	2.0	0.20
78-87-5	1,2-Dichloropropane	2.0	U	2.0	0.20
541-73-1	1,3-Dichlorobenzene	2.0	U	2.0	0.20
106-46-7	1,4-Dichlorobenzene	2.0	U	2.0	0.20
591-78-6	2-Hexanone	2.0	U	2.0	0.20
67-64-1	Acetone	2.0	U	2.0	0.20
71-43-2	Benzene	0.30	J	2.0	0.20
75-27-4	Bromodichloromethane	2.0	U	2.0	0.20
75-25-2	Bromoform	2.0	U	2.0	0.20
74-83-9	Bromomethane	2.0	U	2.0	0.20
75-15-0	Carbon disulfide	2.0	U	2.0	0.20
56-23-5	Carbon tetrachloride	2.0	U	2.0	0.20
108-90-7	Chlorobenzene	0.31	J	2.0	0.20
75-45-6	Chlorodifluoromethane	1.9	J	2.0	0.20
75-00-3	Chloroethane	2.0	U	2.0	0.20
67-66-3	Chloroform	1.0	J	2.0	0.20
74-87-3	Chloromethane	2.0	U	2.0	0.20
156-59-2	cis-1,2-Dichloroethene	310		2.0	0.20
10061-01-5	cis-1,3-Dichloropropene	2.0	U	2.0	0.20
110-82-7	Cyclohexane	2.0	U	2.0	0.20
124-48-1	Dibromochloromethane	2.0	U	2.0	0.20
75-71-8	Dichlorodifluoromethane	2.0	U	2.0	0.20
100-41-4	Ethylbenzene	0.23	J	2.0	0.20
75-69-4	Freon 11	0.44	J	2.0	0.20
76-15-3	Freon 115	2.0	U	2.0	0.20

FORM I
GC/MS VOA ORGANICS ANALYSIS DATA SHEET

Lab Name: TestAmerica Edison | Job No.: 460-117039-1
SDG No.:
Client Sample ID: MW-38ML-XX | Lab Sample ID: 460-117039-19
Matrix: Water | Lab File ID: V45862.D
Analysis Method: OLM04.2/VOL | Date Collected: 07/12/2016 11:23
Sample wt/vol: 5(mL) | Date Analyzed: 07/17/2016 03:39
Soil Aliquot Vol: | Dilution Factor: 2
Soil Extract Vol.: | GC Column: Rtx-624 ID: 0.25(mm)
% Moisture: | Level: (low/med) Low
Analysis Batch No.: 379470 | Units: ug/L

CAS NO.	COMPOUND NAME	RESULT	Q	RL	MDL
306-83-2	Freon 123	2.0	U	2.0	0.20
75-37-6	Freon 152a	2.0	U	2.0	0.20
98-82-8	Isopropylbenzene	2.0	U	2.0	0.20
179601-23-1	m&p-Xylene	0.46	J	2.0	0.20
79-20-9	Methyl acetate	2.0	U	2.0	0.20
78-93-3	Methyl ethyl ketone (MEK)	2.0	U	2.0	0.20
108-10-1	Methyl isobutyl ketone (MIBK)	2.0	U	2.0	0.20
1634-04-4	Methyl tert-butyl ether	2.0	U	2.0	0.20
108-87-2	Methylcyclohexane	2.0	U	2.0	0.20
75-09-2	Methylene Chloride	2.0	U	2.0	0.20
95-47-6	o-Xylene	0.27	J	2.0	0.20
100-42-5	Styrene	2.0	U	2.0	0.20
127-18-4	Tetrachloroethene	20		2.0	0.20
108-88-3	Toluene	0.33	J	2.0	0.20
156-60-5	trans-1,2-Dichloroethene	4.8		2.0	0.20
10061-02-6	trans-1,3-Dichloropropene	2.0	U	2.0	0.20
79-01-6	Trichloroethene	53		2.0	0.20
75-01-4	Vinyl chloride	2.0	U	2.0	0.20
1330-20-7	Xylenes, Total	0.73	J	2.0	0.20

CAS NO.	SURROGATE	%REC	Q	LIMITS
17060-07-0	1,2-Dichloroethane-d4 (Surr)	110		76-114
460-00-4	Bromofluorobenzene	95		86-115
2037-26-5	Toluene-d8 (Surr)	100		88-110

FORM I
GC/MS VOA ORGANICS ANALYSIS DATA SHEET
TENTATIVELY IDENTIFIED COMPOUNDS

Lab Name: TestAmerica Edison Job No.: 460-117039-1

SDG No.:

Client Sample ID: MW-38ML-XX Lab Sample ID: 460-117039-19

Matrix: Water Lab File ID: V45862.D

Analysis Method: OLM04.2/VOL Date Collected: 07/12/2016 11:23

Sample wt/vol: 5(mL) Date Analyzed: 07/17/2016 03:39

Soil Aliquot Vol: Dilution Factor: 2

Soil Extract Vol.: GC Column: Rtx-624 ID: 0.25(mm)

% Moisture: Level: (low/med) Low

Analysis Batch No.: 379470 Units: ug/L

Number TICs Found: 1 TIC Result Total: 130

CAS NO.	COMPOUND NAME	RT	RESULT	Q	MATCH QUALITY
	Unknown	1.34	130	J	

FORM I
GC/MS VOA ORGANICS ANALYSIS DATA SHEET

Lab Name: TestAmerica Edison | Job No.: 460-117039-1

SDG No.:

Client Sample ID: MW-38MI-XX | Lab Sample ID: 460-117039-20

Matrix: Water | Lab File ID: V45863.D

Analysis Method: OLM04.2/VOL | Date Collected: 07/12/2016 12:35

Sample wt/vol: 5(mL) | Date Analyzed: 07/17/2016 04:02

Soil Aliquot Vol: | Dilution Factor: 2

Soil Extract Vol.: | GC Column: Rtx-624 ID: 0.25(mm)

% Moisture: | Level: (low/med) Low

Analysis Batch No.: 379470 | Units: ug/L

CAS NO.	COMPOUND NAME	RESULT	Q	RL	MDL
71-55-6	1,1,1-Trichloroethane	2.0	U	2.0	0.20
79-34-5	1,1,2,2-Tetrachloroethane	2.0	U	2.0	0.20
76-13-1	1,1,2-Trichloro-1,2,2-trifluoroethane	13		2.0	0.20
79-00-5	1,1,2-Trichloroethane	2.0	U	2.0	0.20
75-34-3	1,1-Dichloroethane	2.0	U	2.0	0.20
75-35-4	1,1-Dichloroethene	1.2	J	2.0	0.20
120-82-1	1,2,4-Trichlorobenzene	2.0	U	2.0	0.20
96-12-8	1,2-Dibromo-3-Chloropropane	2.0	U	2.0	0.20
106-93-4	1,2-Dibromoethane	2.0	U	2.0	0.20
95-50-1	1,2-Dichlorobenzene	2.0	U	2.0	0.20
107-06-2	1,2-Dichloroethane	2.0	U	2.0	0.20
78-87-5	1,2-Dichloropropane	2.0	U	2.0	0.20
541-73-1	1,3-Dichlorobenzene	2.0	U	2.0	0.20
106-46-7	1,4-Dichlorobenzene	2.0	U	2.0	0.20
591-78-6	2-Hexanone	2.0	U	2.0	0.20
67-64-1	Acetone	2.0	U	2.0	0.20
71-43-2	Benzene	2.0	U	2.0	0.20
75-27-4	Bromodichloromethane	2.0	U	2.0	0.20
75-25-2	Bromoform	2.0	U	2.0	0.20
74-83-9	Bromomethane	2.0	U	2.0	0.20
75-15-0	Carbon disulfide	2.0	U	2.0	0.20
56-23-5	Carbon tetrachloride	2.0	U	2.0	0.20
108-90-7	Chlorobenzene	2.0	U	2.0	0.20
75-45-6	Chlorodifluoromethane	2.0	U	2.0	0.20
75-00-3	Chloroethane	2.0	U	2.0	0.20
67-66-3	Chloroform	1.1	J	2.0	0.20
74-87-3	Chloromethane	2.0	U	2.0	0.20
156-59-2	cis-1,2-Dichloroethene	340		2.0	0.20
10061-01-5	cis-1,3-Dichloropropene	2.0	U	2.0	0.20
110-82-7	Cyclohexane	2.0	U	2.0	0.20
124-48-1	Dibromochloromethane	2.0	U	2.0	0.20
75-71-8	Dichlorodifluoromethane	2.0	U	2.0	0.20
100-41-4	Ethylbenzene	2.0	U	2.0	0.20
75-69-4	Freon 11	0.59	J	2.0	0.20
76-15-3	Freon 115	2.0	U	2.0	0.20

FORM I
GC/MS VOA ORGANICS ANALYSIS DATA SHEET

Lab Name: TestAmerica Edison | Job No.: 460-117039-1

SDG No.:

Client Sample ID: MW-38MI-XX | Lab Sample ID: 460-117039-20

Matrix: Water | Lab File ID: V45863.D

Analysis Method: OLM04.2/VOL | Date Collected: 07/12/2016 12:35

Sample wt/vol: 5(mL) | Date Analyzed: 07/17/2016 04:02

Soil Aliquot Vol: | Dilution Factor: 2

Soil Extract Vol.: | GC Column: Rtx-624 ID: 0.25(mm)

% Moisture: | Level: (low/med) Low

Analysis Batch No.: 379470 | Units: ug/L

CAS NO.	COMPOUND NAME	RESULT	Q	RL	MDL
306-83-2	Freon 123	2.0	U	2.0	0.20
75-37-6	Freon 152a	2.0	U	2.0	0.20
98-82-8	Isopropylbenzene	2.0	U	2.0	0.20
179601-23-1	m&p-Xylene	2.0	U	2.0	0.20
79-20-9	Methyl acetate	2.0	U	2.0	0.20
78-93-3	Methyl ethyl ketone (MEK)	2.0	U	2.0	0.20
108-10-1	Methyl isobutyl ketone (MIBK)	2.0	U	2.0	0.20
1634-04-4	Methyl tert-butyl ether	2.0	U	2.0	0.20
108-87-2	Methylcyclohexane	2.0	U	2.0	0.20
75-09-2	Methylene Chloride	2.0	U	2.0	0.20
95-47-6	o-Xylene	2.0	U	2.0	0.20
100-42-5	Styrene	2.0	U	2.0	0.20
127-18-4	Tetrachloroethene	48		2.0	0.20
108-88-3	Toluene	2.0	U	2.0	0.20
156-60-5	trans-1,2-Dichloroethene	2.3		2.0	0.20
10061-02-6	trans-1,3-Dichloropropene	2.0	U	2.0	0.20
79-01-6	Trichloroethene	95		2.0	0.20
75-01-4	Vinyl chloride	2.0	U	2.0	0.20
1330-20-7	Xylenes, Total	2.0	U	2.0	0.20

CAS NO.	SURROGATE	%REC	Q	LIMITS
17060-07-0	1,2-Dichloroethane-d4 (Surr)	112		76-114
460-00-4	Bromofluorobenzene	98		86-115
2037-26-5	Toluene-d8 (Surr)	102		88-110

FORM I
GC/MS VOA ORGANICS ANALYSIS DATA SHEET
TENTATIVELY IDENTIFIED COMPOUNDS

Lab Name: TestAmerica Edison Job No.: 460-117039-1

SDG No.:

Client Sample ID: MW-38MI-XX Lab Sample ID: 460-117039-20

Matrix: Water Lab File ID: V45863.D

Analysis Method: OLM04.2/VOL Date Collected: 07/12/2016 12:35

Sample wt/vol: 5(mL) Date Analyzed: 07/17/2016 04:02

Soil Aliquot Vol: Dilution Factor: 2

Soil Extract Vol.: GC Column: Rtx-624 ID: 0.25(mm)

% Moisture: Level: (low/med) Low

Analysis Batch No.: 379470 Units: ug/L

Number TICs Found: 0 TIC Result Total: 0

CAS NO.	COMPOUND NAME	RT	RESULT	Q	MATCH QUALITY
	Tentatively Identified Compound		None		

FORM I
GC/MS VOA ORGANICS ANALYSIS DATA SHEET

Lab Name: TestAmerica Edison | Job No.: 460-117039-1

SDG No.:

Client Sample ID: MW-16ML-XX | Lab Sample ID: 460-117039-21

Matrix: Water | Lab File ID: V45864.D

Analysis Method: OLM04.2/VOL | Date Collected: 07/12/2016 11:20

Sample wt/vol: 5(mL) | Date Analyzed: 07/17/2016 04:25

Soil Aliquot Vol: | Dilution Factor: 2

Soil Extract Vol.: | GC Column: Rtx-624 ID: 0.25(mm)

% Moisture: | Level: (low/med) Low

Analysis Batch No.: 379470 | Units: ug/L

CAS NO.	COMPOUND NAME	RESULT	Q	RL	MDL
71-55-6	1,1,1-Trichloroethane	2.0	U	2.0	0.20
79-34-5	1,1,2,2-Tetrachloroethane	2.0	U	2.0	0.20
76-13-1	1,1,2-Trichloro-1,2,2-trifluoroethane	7.4		2.0	0.20
79-00-5	1,1,2-Trichloroethane	2.0	U	2.0	0.20
75-34-3	1,1-Dichloroethane	2.0	U	2.0	0.20
75-35-4	1,1-Dichloroethene	0.62	J	2.0	0.20
120-82-1	1,2,4-Trichlorobenzene	2.0	U	2.0	0.20
96-12-8	1,2-Dibromo-3-Chloropropane	2.0	U	2.0	0.20
106-93-4	1,2-Dibromoethane	2.0	U	2.0	0.20
95-50-1	1,2-Dichlorobenzene	2.0	U	2.0	0.20
107-06-2	1,2-Dichloroethane	2.0	U	2.0	0.20
78-87-5	1,2-Dichloropropane	2.0	U	2.0	0.20
541-73-1	1,3-Dichlorobenzene	2.0	U	2.0	0.20
106-46-7	1,4-Dichlorobenzene	2.0	U	2.0	0.20
591-78-6	2-Hexanone	2.0	U	2.0	0.20
67-64-1	Acetone	2.0	U	2.0	0.20
71-43-2	Benzene	2.0	U	2.0	0.20
75-27-4	Bromodichloromethane	2.0	U	2.0	0.20
75-25-2	Bromoform	2.0	U	2.0	0.20
74-83-9	Bromomethane	2.0	U	2.0	0.20
75-15-0	Carbon disulfide	2.0	U	2.0	0.20
56-23-5	Carbon tetrachloride	2.0	U	2.0	0.20
108-90-7	Chlorobenzene	2.0	U	2.0	0.20
75-45-6	Chlorodifluoromethane	40		2.0	0.20
75-00-3	Chloroethane	2.0	U	2.0	0.20
67-66-3	Chloroform	0.97	J	2.0	0.20
74-87-3	Chloromethane	2.0	U	2.0	0.20
156-59-2	cis-1,2-Dichloroethene	320		2.0	0.20
10061-01-5	cis-1,3-Dichloropropene	2.0	U	2.0	0.20
110-82-7	Cyclohexane	2.0	U	2.0	0.20
124-48-1	Dibromochloromethane	2.0	U	2.0	0.20
75-71-8	Dichlorodifluoromethane	2.0	U	2.0	0.20
100-41-4	Ethylbenzene	2.0	U	2.0	0.20
75-69-4	Freon 11	0.55	J	2.0	0.20
76-15-3	Freon 115	2.0	U	2.0	0.20

FORM I
GC/MS VOA ORGANICS ANALYSIS DATA SHEET

Lab Name: TestAmerica Edison | Job No.: 460-117039-1

SDG No.:

Client Sample ID: MW-16ML-XX | Lab Sample ID: 460-117039-21

Matrix: Water | Lab File ID: V45864.D

Analysis Method: OLM04.2/VOL | Date Collected: 07/12/2016 11:20

Sample wt/vol: 5(mL) | Date Analyzed: 07/17/2016 04:25

Soil Aliquot Vol: | Dilution Factor: 2

Soil Extract Vol.: | GC Column: Rtx-624 ID: 0.25(mm)

% Moisture: | Level: (low/med) Low

Analysis Batch No.: 379470 | Units: ug/L

CAS NO.	COMPOUND NAME	RESULT	Q	RL	MDL
306-83-2	Freon 123	2.0	U	2.0	0.20
75-37-6	Freon 152a	2.0	U	2.0	0.20
98-82-8	Isopropylbenzene	2.0	U	2.0	0.20
179601-23-1	m&p-Xylene	2.0	U	2.0	0.20
79-20-9	Methyl acetate	2.0	U	2.0	0.20
78-93-3	Methyl ethyl ketone (MEK)	2.0	U	2.0	0.20
108-10-1	Methyl isobutyl ketone (MIBK)	2.0	U	2.0	0.20
1634-04-4	Methyl tert-butyl ether	2.0	U	2.0	0.20
108-87-2	Methylcyclohexane	2.0	U	2.0	0.20
75-09-2	Methylene Chloride	2.0	U	2.0	0.20
95-47-6	o-Xylene	2.0	U	2.0	0.20
100-42-5	Styrene	2.0	U	2.0	0.20
127-18-4	Tetrachloroethene	28		2.0	0.20
108-88-3	Toluene	2.0	U	2.0	0.20
156-60-5	trans-1,2-Dichloroethene	6.9		2.0	0.20
10061-02-6	trans-1,3-Dichloropropene	2.0	U	2.0	0.20
79-01-6	Trichloroethene	79		2.0	0.20
75-01-4	Vinyl chloride	2.0	U	2.0	0.20
1330-20-7	Xylenes, Total	2.0	U	2.0	0.20

CAS NO.	SURROGATE	%REC	Q	LIMITS
17060-07-0	1,2-Dichloroethane-d4 (Surr)	114		76-114
460-00-4	Bromofluorobenzene	94		86-115
2037-26-5	Toluene-d8 (Surr)	99		88-110

FORM I
GC/MS VOA ORGANICS ANALYSIS DATA SHEET
TENTATIVELY IDENTIFIED COMPOUNDS

Lab Name: TestAmerica Edison Job No.: 460-117039-1

SDG No.:

Client Sample ID: MW-16ML-XX Lab Sample ID: 460-117039-21

Matrix: Water Lab File ID: V45864.D

Analysis Method: OLM04.2/VOL Date Collected: 07/12/2016 11:20

Sample wt/vol: 5(mL) Date Analyzed: 07/17/2016 04:25

Soil Aliquot Vol: Dilution Factor: 2

Soil Extract Vol.: GC Column: Rtx-624 ID: 0.25(mm)

% Moisture: Level: (low/med) Low

Analysis Batch No.: 379470 Units: ug/L

Number TICs Found: 0 TIC Result Total: 0

CAS NO.	COMPOUND NAME	RT	RESULT	Q	MATCH QUALITY
	Tentatively Identified Compound		None		

FORM I
GC/MS VOA ORGANICS ANALYSIS DATA SHEET

Lab Name: TestAmerica Edison | Job No.: 460-117039-1

SDG No.:

Client Sample ID: MW-45MI-XX | Lab Sample ID: 460-117039-22

Matrix: Water | Lab File ID: V45859.D

Analysis Method: OLM04.2/VOL | Date Collected: 07/12/2016 12:20

Sample wt/vol: 5(mL) | Date Analyzed: 07/17/2016 02:30

Soil Aliquot Vol: | Dilution Factor: 1

Soil Extract Vol.: | GC Column: Rtx-624 ID: 0.25(mm)

% Moisture: | Level: (low/med) Low

Analysis Batch No.: 379470 | Units: ug/L

CAS NO.	COMPOUND NAME	RESULT	Q	RL	MDL
71-55-6	1,1,1-Trichloroethane	1.0	U	1.0	0.10
79-34-5	1,1,2,2-Tetrachloroethane	1.0	U	1.0	0.10
76-13-1	1,1,2-Trichloro-1,2,2-trifluoroethane	3.1		1.0	0.10
79-00-5	1,1,2-Trichloroethane	1.0	U	1.0	0.10
75-34-3	1,1-Dichloroethane	1.0	U	1.0	0.10
75-35-4	1,1-Dichloroethene	1.0	U	1.0	0.10
120-82-1	1,2,4-Trichlorobenzene	1.0	U	1.0	0.10
96-12-8	1,2-Dibromo-3-Chloropropane	1.0	U	1.0	0.10
106-93-4	1,2-Dibromoethane	1.0	U	1.0	0.10
95-50-1	1,2-Dichlorobenzene	1.0	U	1.0	0.10
107-06-2	1,2-Dichloroethane	1.0	U	1.0	0.10
78-87-5	1,2-Dichloropropane	1.0	U	1.0	0.10
541-73-1	1,3-Dichlorobenzene	1.0	U	1.0	0.10
106-46-7	1,4-Dichlorobenzene	1.0	U	1.0	0.10
591-78-6	2-Hexanone	1.0	U	1.0	0.10
67-64-1	Acetone	1.0	U	1.0	0.10
71-43-2	Benzene	1.0	U	1.0	0.10
75-27-4	Bromodichloromethane	1.0	U	1.0	0.10
75-25-2	Bromoform	1.0	U	1.0	0.10
74-83-9	Bromomethane	1.0	U	1.0	0.10
75-15-0	Carbon disulfide	1.0	U	1.0	0.10
56-23-5	Carbon tetrachloride	1.0	U	1.0	0.10
108-90-7	Chlorobenzene	1.0	U	1.0	0.10
75-45-6	Chlorodifluoromethane	1.0	U	1.0	0.10
75-00-3	Chloroethane	1.0	U	1.0	0.10
67-66-3	Chloroform	0.61	J	1.0	0.10
74-87-3	Chloromethane	1.0	U	1.0	0.10
156-59-2	cis-1,2-Dichloroethene	40		1.0	0.10
10061-01-5	cis-1,3-Dichloropropene	1.0	U	1.0	0.10
110-82-7	Cyclohexane	1.0	U	1.0	0.10
124-48-1	Dibromochloromethane	1.0	U	1.0	0.10
75-71-8	Dichlorodifluoromethane	1.0	U	1.0	0.10
100-41-4	Ethylbenzene	1.0	U	1.0	0.10
75-69-4	Freon 11	0.63	J	1.0	0.10
76-15-3	Freon 115	1.0	U	1.0	0.10

FORM I
GC/MS VOA ORGANICS ANALYSIS DATA SHEET

Lab Name: TestAmerica Edison | Job No.: 460-117039-1
SDG No.:
Client Sample ID: MW-45MI-XX | Lab Sample ID: 460-117039-22
Matrix: Water | Lab File ID: V45859.D
Analysis Method: OLM04.2/VOL | Date Collected: 07/12/2016 12:20
Sample wt/vol: 5(mL) | Date Analyzed: 07/17/2016 02:30
Soil Aliquot Vol: | Dilution Factor: 1
Soil Extract Vol.: | GC Column: Rtx-624 ID: 0.25(mm)
% Moisture: | Level: (low/med) Low
Analysis Batch No.: 379470 | Units: ug/L

CAS NO.	COMPOUND NAME	RESULT	Q	RL	MDL
306-83-2	Freon 123	1.0	U	1.0	0.10
75-37-6	Freon 152a	1.0	U	1.0	0.10
98-82-8	Isopropylbenzene	1.0	U	1.0	0.10
179601-23-1	m&p-Xylene	1.0	U	1.0	0.10
79-20-9	Methyl acetate	1.0	U	1.0	0.10
78-93-3	Methyl ethyl ketone (MEK)	1.0	U	1.0	0.10
108-10-1	Methyl isobutyl ketone (MIBK)	1.0	U	1.0	0.10
1634-04-4	Methyl tert-butyl ether	1.0	U	1.0	0.10
108-87-2	Methylcyclohexane	1.0	U	1.0	0.10
75-09-2	Methylene Chloride	1.0	U	1.0	0.10
95-47-6	o-Xylene	1.0	U	1.0	0.10
100-42-5	Styrene	1.0	U	1.0	0.10
127-18-4	Tetrachloroethene	3.6		1.0	0.10
108-88-3	Toluene	1.0	U	1.0	0.10
156-60-5	trans-1,2-Dichloroethene	1.6		1.0	0.10
10061-02-6	trans-1,3-Dichloropropene	1.0	U	1.0	0.10
79-01-6	Trichloroethene	29		1.0	0.10
75-01-4	Vinyl chloride	1.0	U	1.0	0.10
1330-20-7	Xylenes, Total	1.0	U	1.0	0.10

CAS NO.	SURROGATE	%REC	Q	LIMITS
17060-07-0	1,2-Dichloroethane-d4 (Surr)	103		76-114
460-00-4	Bromofluorobenzene	93		86-115
2037-26-5	Toluene-d8 (Surr)	100		88-110

FORM I
GC/MS VOA ORGANICS ANALYSIS DATA SHEET
TENTATIVELY IDENTIFIED COMPOUNDS

Lab Name: TestAmerica Edison Job No.: 460-117039-1

SDG No.:

Client Sample ID: MW-45MI-XX Lab Sample ID: 460-117039-22

Matrix: Water Lab File ID: V45859.D

Analysis Method: OLM04.2/VOL Date Collected: 07/12/2016 12:20

Sample wt/vol: 5(mL) Date Analyzed: 07/17/2016 02:30

Soil Aliquot Vol: Dilution Factor: 1

Soil Extract Vol.: GC Column: Rtx-624 ID: 0.25(mm)

% Moisture: Level: (low/med) Low

Analysis Batch No.: 379470 Units: ug/L

Number TICs Found: 0 TIC Result Total: 0

CAS NO.	COMPOUND NAME	RT	RESULT	Q	MATCH QUALITY
	Tentatively Identified Compound		None		

FORM I
HPLC/IC ORGANICS ANALYSIS DATA SHEET

Lab Name: TestAmerica Pittsburgh
Job No.: 460-117039-1
SDG No.:
Client Sample ID: QC-EB071116
Lab Sample ID: 460-117039-2
Matrix: Water
Lab File ID: A-ICS2100 A 07-19-2016-43.d
Analysis Method: 300.0
Date Collected: 07/11/2016 10:25
Extraction Method:
Date Extracted:
Sample wt/vol: 1(mL)
Date Analyzed: 07/19/2016 16:22
Con. Extract Vol.:
Dilution Factor: 1
Injection Volume: 25(mL)
GC Column: AS-18 ID:
% Moisture:
GPC Cleanup:(Y/N) N
Analysis Batch No.: 182216
Units: mg/L

CAS NO.	COMPOUND NAME	RESULT	Q	RL	MDL
24959-67-9	Bromide	0.0025	U	0.0025	0.00045

FORM I
HPLC/IC ORGANICS ANALYSIS DATA SHEET

Lab Name: TestAmerica Pittsburgh
Job No.: 460-117039-1
SDG No.:
Client Sample ID: MW-4GL-XX
Lab Sample ID: 460-117039-3
Matrix: Water
Lab File ID: A-ICS2100 A 07-19-2016-44.d
Analysis Method: 300.0
Date Collected: 07/11/2016 11:10
Extraction Method:
Date Extracted:
Sample wt/vol: 1(mL)
Date Analyzed: 07/19/2016 16:38
Con. Extract Vol.:
Dilution Factor: 1
Injection Volume: 25(mL)
GC Column: AS-18 ID:
% Moisture:
GPC Cleanup:(Y/N) N
Analysis Batch No.: 182216
Units: mg/L

CAS NO.	COMPOUND NAME	RESULT	Q	RL	MDL
24959-67-9	Bromide	0.033		0.0025	0.00045

FORM I
HPLC/IC ORGANICS ANALYSIS DATA SHEET

Lab Name: TestAmerica Pittsburgh
Job No.: 460-117039-1
SDG No.:
Client Sample ID: MW-4MI-XX
Lab Sample ID: 460-117039-4
Matrix: Water
Lab File ID: A-ICS2100 A 07-19-2016-46.d
Analysis Method: 300.0
Date Collected: 07/11/2016 10:10
Extraction Method:
Date Extracted:
Sample wt/vol: 1(mL)
Date Analyzed: 07/19/2016 17:09
Con. Extract Vol.:
Dilution Factor: 1
Injection Volume: 25(mL)
GC Column: AS-18 ID:
% Moisture:
GPC Cleanup:(Y/N) N
Analysis Batch No.: 182216
Units: mg/L

CAS NO.	COMPOUND NAME	RESULT	Q	RL	MDL
24959-67-9	Bromide	0.013		0.0025	0.00045

FORM I
HPLC/IC ORGANICS ANALYSIS DATA SHEET

Lab Name: TestAmerica Pittsburgh
Job No.: 460-117039-1
SDG No.:
Client Sample ID: MW-7GL-XX
Lab Sample ID: 460-117039-5
Matrix: Water
Lab File ID: A-ICS2100 A 07-19-2016-52.d
Analysis Method: 300.0
Date Collected: 07/11/2016 10:10
Extraction Method:
Date Extracted:
Sample wt/vol: 1(mL)
Date Analyzed: 07/19/2016 18:42
Con. Extract Vol.:
Dilution Factor: 1
Injection Volume: 25(mL)
GC Column: AS-18 ID:
% Moisture:
GPC Cleanup:(Y/N) N
Analysis Batch No.: 182216
Units: mg/L

CAS NO.	COMPOUND NAME	RESULT	Q	RL	MDL
24959-67-9	Bromide	0.083		0.0025	0.00045

FORM I
HPLC/IC ORGANICS ANALYSIS DATA SHEET

Lab Name: TestAmerica Pittsburgh
Job No.: 460-117039-1
SDG No.:
Client Sample ID: MW-7ML-XX
Lab Sample ID: 460-117039-6
Matrix: Water
Lab File ID: A-ICS2100 A 07-19-2016-54.d
Analysis Method: 300.0
Date Collected: 07/11/2016 11:45
Extraction Method:
Date Extracted:
Sample wt/vol: 1(mL)
Date Analyzed: 07/19/2016 19:13
Con. Extract Vol.:
Dilution Factor: 1
Injection Volume: 25(mL)
GC Column: AS-18 ID:
% Moisture:
GPC Cleanup:(Y/N) N
Analysis Batch No.: 182216
Units: mg/L

CAS NO.	COMPOUND NAME	RESULT	Q	RL	MDL
24959-67-9	Bromide	0.15		0.0025	0.00045

FORM I
HPLC/IC ORGANICS ANALYSIS DATA SHEET

Lab Name: TestAmerica Pittsburgh
Job No.: 460-117039-1
SDG No.:
Client Sample ID: MW-10GL-XX
Lab Sample ID: 460-117039-7
Matrix: Water
Lab File ID: A-ICS2100 A 07-19-2016-56.d
Analysis Method: 300.0
Date Collected: 07/11/2016 16:00
Extraction Method:
Date Extracted:
Sample wt/vol: 1(mL)
Date Analyzed: 07/19/2016 19:44
Con. Extract Vol.:
Dilution Factor: 5
Injection Volume: 25(mL)
GC Column: AS-18 ID:
% Moisture:
GPC Cleanup:(Y/N) N
Analysis Batch No.: 182216
Units: mg/L

CAS NO.	COMPOUND NAME	RESULT	Q	RL	MDL
24959-67-9	Bromide	0.21		0.013	0.0023

FORM I
HPLC/IC ORGANICS ANALYSIS DATA SHEET

Lab Name: TestAmerica Pittsburgh
Job No.: 460-117039-1
SDG No.:
Client Sample ID: MW-49MI-XX
Lab Sample ID: 460-117039-8
Matrix: Water
Lab File ID: A-ICS2100 A 07-19-2016-57.d
Analysis Method: 300.0
Date Collected: 07/11/2016 15:10
Extraction Method:
Date Extracted:
Sample wt/vol: 1(mL)
Date Analyzed: 07/19/2016 20:00
Con. Extract Vol.:
Dilution Factor: 1
Injection Volume: 25(mL)
GC Column: AS-18 ID:
% Moisture:
GPC Cleanup:(Y/N) N
Analysis Batch No.: 182216
Units: mg/L

CAS NO.	COMPOUND NAME	RESULT	Q	RL	MDL
24959-67-9	Bromide	0.14		0.0025	0.00045

FORM I
HPLC/IC ORGANICS ANALYSIS DATA SHEET

Lab Name: TestAmerica Pittsburgh Job No.: 460-117039-1

SDG No.:

Client Sample ID: MW-49ML-XX Lab Sample ID: 460-117039-9

Matrix: Water Lab File ID: A-ICS2100 A 07-19-2016-58.d

Analysis Method: 300.0 Date Collected: 07/11/2016 16:10

Extraction Method: Date Extracted:

Sample wt/vol: 1(mL) Date Analyzed: 07/19/2016 20:15

Con. Extract Vol.: Dilution Factor: 1

Injection Volume: 25(mL) GC Column: AS-18 ID:

% Moisture: GPC Cleanup:(Y/N) N

Analysis Batch No.: 182216 Units: mg/L

CAS NO.	COMPOUND NAME	RESULT	Q	RL	MDL
24959-67-9	Bromide	0.050		0.0025	0.00045

FORM I
HPLC/IC ORGANICS ANALYSIS DATA SHEET

Lab Name: TestAmerica Pittsburgh
Job No.: 460-117039-1
SDG No.:
Client Sample ID: MW-500XX
Lab Sample ID: 460-117039-11
Matrix: Water
Lab File ID: A-ICS2100 A 07-19-2016-47.d
Analysis Method: 300.0
Date Collected: 07/11/2016 12:00
Extraction Method:
Date Extracted:
Sample wt/vol: 1(mL)
Date Analyzed: 07/19/2016 17:25
Con. Extract Vol.:
Dilution Factor: 1
Injection Volume: 25(mL)
GC Column: AS-18 ID:
% Moisture:
GPC Cleanup:(Y/N) N
Analysis Batch No.: 182216
Units: mg/L

CAS NO.	COMPOUND NAME	RESULT	Q	RL	MDL
24959-67-9	Bromide	0.026		0.0025	0.00045

FORM I
HPLC/IC ORGANICS ANALYSIS DATA SHEET

Lab Name: TestAmerica Pittsburgh
Job No.: 460-117039-1
SDG No.:
Client Sample ID: IW-N5535-XX
Lab Sample ID: 460-117039-12
Matrix: Water
Lab File ID: A-ICS2100 A 07-20-2016-7.d
Analysis Method: 300.0
Date Collected: 07/11/2016 08:55
Extraction Method:
Date Extracted:
Sample wt/vol: 1(mL)
Date Analyzed: 07/20/2016 08:45
Con. Extract Vol.:
Dilution Factor: 1
Injection Volume: 25(mL)
GC Column: AS-18 ID:
% Moisture:
GPC Cleanup:(Y/N) N
Analysis Batch No.: 182343
Units: mg/L

CAS NO.	COMPOUND NAME	RESULT	Q	RL	MDL
24959-67-9	Bromide	0.15		0.0025	0.00045

FORM I
HPLC/IC ORGANICS ANALYSIS DATA SHEET

Lab Name: TestAmerica Pittsburgh
Job No.: 460-117039-1
SDG No.:
Client Sample ID: MW-43MI-XX
Lab Sample ID: 460-117039-13
Matrix: Water
Lab File ID: A-ICS2100 A 07-20-2016-12.d
Analysis Method: 300.0
Date Collected: 07/11/2016 10:33
Extraction Method:
Date Extracted:
Sample wt/vol: 1(mL)
Date Analyzed: 07/20/2016 10:02
Con. Extract Vol.:
Dilution Factor: 1
Injection Volume: 25(mL)
GC Column: AS-18 ID:
% Moisture:
GPC Cleanup:(Y/N) N
Analysis Batch No.: 182343
Units: mg/L

CAS NO.	COMPOUND NAME	RESULT	Q	RL	MDL
24959-67-9	Bromide	0.027		0.0025	0.00045

FORM I
HPLC/IC ORGANICS ANALYSIS DATA SHEET

Lab Name: TestAmerica Pittsburgh
Job No.: 460-117039-1
SDG No.:
Client Sample ID: MW-37ML-XX
Lab Sample ID: 460-117039-14
Matrix: Water
Lab File ID: A-ICS2100 A 07-20-2016-8.d
Analysis Method: 300.0
Date Collected: 07/11/2016 16:34
Extraction Method:
Date Extracted:
Sample wt/vol: 1(mL)
Date Analyzed: 07/20/2016 09:00
Con. Extract Vol.:
Dilution Factor: 1
Injection Volume: 25(mL)
GC Column: AS-18 ID:
% Moisture:
GPC Cleanup:(Y/N) N
Analysis Batch No.: 182343
Units: mg/L

CAS NO.	COMPOUND NAME	RESULT	Q	RL	MDL
24959-67-9	Bromide	0.045		0.0025	0.00045

FORM I
HPLC/IC ORGANICS ANALYSIS DATA SHEET

Lab Name: TestAmerica Pittsburgh
Job No.: 460-117039-1
SDG No.:
Client Sample ID: MW-43MU-XX
Lab Sample ID: 460-117039-15
Matrix: Water
Lab File ID: A-ICS2100 A 07-20-2016-9.d
Analysis Method: 300.0
Date Collected: 07/11/2016 11:48
Extraction Method:
Date Extracted:
Sample wt/vol: 1(mL)
Date Analyzed: 07/20/2016 09:16
Con. Extract Vol.:
Dilution Factor: 1
Injection Volume: 25(mL)
GC Column: AS-18 ID:
% Moisture:
GPC Cleanup:(Y/N) N
Analysis Batch No.: 182343
Units: mg/L

CAS NO.	COMPOUND NAME	RESULT	Q	RL	MDL
24959-67-9	Bromide	0.039		0.0025	0.00045

FORM I
HPLC/IC ORGANICS ANALYSIS DATA SHEET

Lab Name: TestAmerica Pittsburgh
Job No.: 460-117039-1
SDG No.:
Client Sample ID: QC-EB071216-XX
Lab Sample ID: 460-117039-17
Matrix: Water
Lab File ID: A-ICS2100 A 07-20-2016-10.d
Analysis Method: 300.0
Date Collected: 07/12/2016 13:20
Extraction Method:
Date Extracted:
Sample wt/vol: 1(mL)
Date Analyzed: 07/20/2016 09:31
Con. Extract Vol.:
Dilution Factor: 1
Injection Volume: 25(mL)
GC Column: AS-18 ID:
% Moisture:
GPC Cleanup:(Y/N) N
Analysis Batch No.: 182343
Units: mg/L

CAS NO.	COMPOUND NAME	RESULT	Q	RL	MDL
24959-67-9	Bromide	0.0025	U	0.0025	0.00045

FORM I
HPLC/IC ORGANICS ANALYSIS DATA SHEET

Lab Name: TestAmerica Pittsburgh
Job No.: 460-117039-1
SDG No.:
Client Sample ID: MW-501-XX
Lab Sample ID: 460-117039-18
Matrix: Water
Lab File ID: A-ICS2100 A 07-20-2016-11.d
Analysis Method: 300.0
Date Collected: 07/12/2016 12:00
Extraction Method:
Date Extracted:
Sample wt/vol: 1(mL)
Date Analyzed: 07/20/2016 09:47
Con. Extract Vol.:
Dilution Factor: 1
Injection Volume: 25(mL)
GC Column: AS-18 ID:
% Moisture:
GPC Cleanup:(Y/N) N
Analysis Batch No.: 182343
Units: mg/L

CAS NO.	COMPOUND NAME	RESULT	Q	RL	MDL
24959-67-9	Bromide	0.032		0.0025	0.00045

FORM I
HPLC/IC ORGANICS ANALYSIS DATA SHEET

Lab Name: TestAmerica Pittsburgh
Job No.: 460-117039-1
SDG No.:
Client Sample ID: MW-38ML-XX
Lab Sample ID: 460-117039-19
Matrix: Water
Lab File ID: A-ICS2100 A 07-20-2016-17.d
Analysis Method: 300.0
Date Collected: 07/12/2016 11:23
Extraction Method:
Date Extracted:
Sample wt/vol: 1(mL)
Date Analyzed: 07/20/2016 11:20
Con. Extract Vol.:
Dilution Factor: 1
Injection Volume: 25(mL)
GC Column: AS-18 ID:
% Moisture:
GPC Cleanup:(Y/N) N
Analysis Batch No.: 182343
Units: mg/L

CAS NO.	COMPOUND NAME	RESULT	Q	RL	MDL
24959-67-9	Bromide	0.044		0.0025	0.00045

FORM I
HPLC/IC ORGANICS ANALYSIS DATA SHEET

Lab Name: TestAmerica Pittsburgh
Job No.: 460-117039-1
SDG No.:
Client Sample ID: MW-38MI-XX
Lab Sample ID: 460-117039-20
Matrix: Water
Lab File ID: A-ICS2100 A 07-20-2016-18.d
Analysis Method: 300.0
Date Collected: 07/12/2016 12:35
Extraction Method:
Date Extracted:
Sample wt/vol: 1(mL)
Date Analyzed: 07/20/2016 11:36
Con. Extract Vol.:
Dilution Factor: 1
Injection Volume: 25(mL)
GC Column: AS-18 ID:
% Moisture:
GPC Cleanup:(Y/N) N
Analysis Batch No.: 182343
Units: mg/L

CAS NO.	COMPOUND NAME	RESULT	Q	RL	MDL
24959-67-9	Bromide	0.063		0.0025	0.00045

FORM I
HPLC/IC ORGANICS ANALYSIS DATA SHEET

Lab Name: TestAmerica Pittsburgh
Job No.: 460-117039-1
SDG No.:
Client Sample ID: MW-16ML-XX
Lab Sample ID: 460-117039-21
Matrix: Water
Lab File ID: A-ICS2100 A 07-20-2016-19.d
Analysis Method: 300.0
Date Collected: 07/12/2016 11:20
Extraction Method:
Date Extracted:
Sample wt/vol: 1(mL)
Date Analyzed: 07/20/2016 11:51
Con. Extract Vol.:
Dilution Factor: 1
Injection Volume: 25(mL)
GC Column: AS-18 ID:
% Moisture:
GPC Cleanup:(Y/N) N
Analysis Batch No.: 182343
Units: mg/L

CAS NO.	COMPOUND NAME	RESULT	Q	RL	MDL
24959-67-9	Bromide	0.082		0.0025	0.00045

FORM I
HPLC/IC ORGANICS ANALYSIS DATA SHEET

Lab Name: TestAmerica Pittsburgh
Job No.: 460-117039-1
SDG No.:
Client Sample ID: MW-45MI-XX
Lab Sample ID: 460-117039-22
Matrix: Water
Lab File ID: A-ICS2100 A 07-20-2016-20.d
Analysis Method: 300.0
Date Collected: 07/12/2016 12:20
Extraction Method:
Date Extracted:
Sample wt/vol: 1(mL)
Date Analyzed: 07/20/2016 12:07
Con. Extract Vol.:
Dilution Factor: 1
Injection Volume: 25(mL)
GC Column: AS-18 ID:
% Moisture:
GPC Cleanup:(Y/N) N
Analysis Batch No.: 182343
Units: mg/L

CAS NO.	COMPOUND NAME	RESULT	Q	RL	MDL
24959-67-9	Bromide	0.034		0.0025	0.00045

1B-IN
INORGANIC ANALYSIS DATA SHEET
GENERAL CHEMISTRY

Client Sample ID: QC-EB071116
Lab Sample ID: 460-117039-2
Lab Name: TestAmerica Edison
Job No.: 460-117039-1
SDG ID.:
Matrix: Water
Date Sampled: 07/11/2016 10:25
Reporting Basis: WET
Date Received: 07/12/2016 18:40

CAS No.	Analyte	Result	RL	MDL	Units	C	Q	DIL	Method
16887-00-6	Chloride	5.0	5.0	0.84	mg/L	U		1	SM 4500 Cl- B

1B-IN
INORGANIC ANALYSIS DATA SHEET
GENERAL CHEMISTRY

Client Sample ID: MW-4GL-XX
Lab Sample ID: 460-117039-3
Lab Name: TestAmerica Edison
Job No.: 460-117039-1
SDG ID.:
Matrix: Water
Date Sampled: 07/11/2016 11:10
Reporting Basis: WET
Date Received: 07/12/2016 18:40

CAS No.	Analyte	Result	RL	MDL	Units	C	Q	DIL	Method
16887-00-6	Chloride	400	25.0	4.2	mg/L			5	SM 4500 Cl- B

1B-IN
INORGANIC ANALYSIS DATA SHEET
GENERAL CHEMISTRY

Client Sample ID: MW-4MI-XX
Lab Sample ID: 460-117039-4
Lab Name: TestAmerica Edison
Job No.: 460-117039-1
SDG ID.:
Matrix: Water
Date Sampled: 07/11/2016 10:10
Reporting Basis: WET
Date Received: 07/12/2016 18:40

CAS No.	Analyte	Result	RL	MDL	Units	C	Q	DIL	Method
16887-00-6	Chloride	68.1	5.0	0.84	mg/L			1	SM 4500 Cl- B

1B-IN
INORGANIC ANALYSIS DATA SHEET
GENERAL CHEMISTRY

Client Sample ID: MW-7GL-XX
Lab Sample ID: 460-117039-5
Lab Name: TestAmerica Edison
Job No.: 460-117039-1
SDG ID.:
Matrix: Water
Date Sampled: 07/11/2016 10:10
Reporting Basis: WET
Date Received: 07/12/2016 18:40

CAS No.	Analyte	Result	RL	MDL	Units	C	Q	DIL	Method
16887-00-6	Chloride	600	50.0	8.4	mg/L			10	SM 4500 Cl- B

1B-IN
INORGANIC ANALYSIS DATA SHEET
GENERAL CHEMISTRY

Client Sample ID: MW-7ML-XX
Lab Sample ID: 460-117039-6
Lab Name: TestAmerica Edison
Job No.: 460-117039-1
SDG ID.:
Matrix: Water
Date Sampled: 07/11/2016 11:45
Reporting Basis: WET
Date Received: 07/12/2016 18:40

CAS No.	Analyte	Result	RL	MDL	Units	C	Q	DIL	Method
16887-00-6	Chloride	109	10.0	1.7	mg/L			2	SM 4500 Cl- B

1B-IN
INORGANIC ANALYSIS DATA SHEET
GENERAL CHEMISTRY

Client Sample ID: MW-10GL-XX
Lab Sample ID: 460-117039-7
Lab Name: TestAmerica Edison
Job No.: 460-117039-1
SDG ID.:
Matrix: Water
Date Sampled: 07/11/2016 16:00
Reporting Basis: WET
Date Received: 07/12/2016 18:40

CAS No.	Analyte	Result	RL	MDL	Units	C	Q	DIL	Method
16887-00-6	Chloride	258	20.0	3.4	mg/L			4	SM 4500 Cl- B

1B-IN
INORGANIC ANALYSIS DATA SHEET
GENERAL CHEMISTRY

Client Sample ID: MW-49MI-XX
Lab Sample ID: 460-117039-8
Lab Name: TestAmerica Edison
Job No.: 460-117039-1
SDG ID.:
Matrix: Water
Date Sampled: 07/11/2016 15:10
Reporting Basis: WET
Date Received: 07/12/2016 18:40

CAS No.	Analyte	Result	RL	MDL	Units	C	Q	DIL	Method
16887-00-6	Chloride	59.0	5.0	0.84	mg/L			1	SM 4500 Cl- B

1B-IN
INORGANIC ANALYSIS DATA SHEET
GENERAL CHEMISTRY

Client Sample ID: MW-49ML-XX
Lab Sample ID: 460-117039-9
Lab Name: TestAmerica Edison
Job No.: 460-117039-1
SDG ID.:
Matrix: Water
Date Sampled: 07/11/2016 16:10
Reporting Basis: WET
Date Received: 07/12/2016 18:40

CAS No.	Analyte	Result	RL	MDL	Units	C	Q	DIL	Method
16887-00-6	Chloride	16.5	5.0	0.84	mg/L			1	SM 4500 Cl- B

1B-IN
INORGANIC ANALYSIS DATA SHEET
GENERAL CHEMISTRY

Client Sample ID: MW-500XX
Lab Sample ID: 460-117039-11
Lab Name: TestAmerica Edison
Job No.: 460-117039-1
SDG ID.:
Matrix: Water
Date Sampled: 07/11/2016 12:00
Reporting Basis: WET
Date Received: 07/12/2016 18:40

CAS No.	Analyte	Result	RL	MDL	Units	C	Q	DIL	Method
16887-00-6	Chloride	11.0	5.0	0.84	mg/L			1	SM 4500 Cl- B

1B-IN
INORGANIC ANALYSIS DATA SHEET
GENERAL CHEMISTRY

Client Sample ID: IW-N5535-XX
Lab Sample ID: 460-117039-12
Lab Name: TestAmerica Edison
Job No.: 460-117039-1
SDG ID.:
Matrix: Water
Date Sampled: 07/11/2016 08:55
Reporting Basis: WET
Date Received: 07/12/2016 18:40

CAS No.	Analyte	Result	RL	MDL	Units	C	Q	DIL	Method
16887-00-6	Chloride	71.0	5.0	0.84	mg/L			1	SM 4500 Cl- B

1B-IN
INORGANIC ANALYSIS DATA SHEET
GENERAL CHEMISTRY

Client Sample ID: MW-43MI-XX
Lab Sample ID: 460-117039-13
Lab Name: TestAmerica Edison
Job No.: 460-117039-1
SDG ID.:
Matrix: Water
Date Sampled: 07/11/2016 10:33
Reporting Basis: WET
Date Received: 07/12/2016 18:40

CAS No.	Analyte	Result	RL	MDL	Units	C	Q	DIL	Method
16887-00-6	Chloride	11.5	5.0	0.84	mg/L			1	SM 4500 Cl- B

1B-IN
INORGANIC ANALYSIS DATA SHEET
GENERAL CHEMISTRY

Client Sample ID: MW-37ML-XX
Lab Sample ID: 460-117039-14
Lab Name: TestAmerica Edison
Job No.: 460-117039-1
SDG ID.:
Matrix: Water
Date Sampled: 07/11/2016 16:34
Reporting Basis: WET
Date Received: 07/12/2016 18:40

CAS No.	Analyte	Result	RL	MDL	Units	C	Q	DIL	Method
16887-00-6	Chloride	35.0	5.0	0.84	mg/L			1	SM 4500 Cl- B

1B-IN
INORGANIC ANALYSIS DATA SHEET
GENERAL CHEMISTRY

Client Sample ID: MW-43MU-XX
Lab Sample ID: 460-117039-15
Lab Name: TestAmerica Edison
Job No.: 460-117039-1
SDG ID.:
Matrix: Water
Date Sampled: 07/11/2016 11:48
Reporting Basis: WET
Date Received: 07/12/2016 18:40

CAS No.	Analyte	Result	RL	MDL	Units	C	Q	DIL	Method
16887-00-6	Chloride	11.0	5.0	0.84	mg/L			1	SM 4500 Cl- B

1B-IN
INORGANIC ANALYSIS DATA SHEET
GENERAL CHEMISTRY

Client Sample ID: QC-EB071216-XX
Lab Sample ID: 460-117039-17
Lab Name: TestAmerica Edison
Job No.: 460-117039-1
SDG ID.:
Matrix: Water
Date Sampled: 07/12/2016 13:20
Reporting Basis: WET
Date Received: 07/12/2016 18:40

CAS No.	Analyte	Result	RL	MDL	Units	C	Q	DIL	Method
16887-00-6	Chloride	5.0	5.0	0.84	mg/L	U		1	SM 4500 Cl- B

1B-IN
INORGANIC ANALYSIS DATA SHEET
GENERAL CHEMISTRY

Client Sample ID: MW-501-XX
Lab Sample ID: 460-117039-18
Lab Name: TestAmerica Edison
Job No.: 460-117039-1
SDG ID.:
Matrix: Water
Date Sampled: 07/12/2016 12:00
Reporting Basis: WET
Date Received: 07/12/2016 18:40

CAS No.	Analyte	Result	RL	MDL	Units	C	Q	DIL	Method
16887-00-6	Chloride	17.5	5.0	0.84	mg/L			1	SM 4500 Cl- B

1B-IN
INORGANIC ANALYSIS DATA SHEET
GENERAL CHEMISTRY

Client Sample ID: MW-38ML-XX
Lab Sample ID: 460-117039-19
Lab Name: TestAmerica Edison
Job No.: 460-117039-1
SDG ID.:
Matrix: Water
Date Sampled: 07/12/2016 11:23
Reporting Basis: WET
Date Received: 07/12/2016 18:40

CAS No.	Analyte	Result	RL	MDL	Units	C	Q	DIL	Method
16887-00-6	Chloride	38.5	5.0	0.84	mg/L			1	SM 4500 Cl- B

1B-IN
INORGANIC ANALYSIS DATA SHEET
GENERAL CHEMISTRY

Client Sample ID: MW-38MI-XX
Lab Sample ID: 460-117039-20
Lab Name: TestAmerica Edison
Job No.: 460-117039-1
SDG ID.:
Matrix: Water
Date Sampled: 07/12/2016 12:35
Reporting Basis: WET
Date Received: 07/12/2016 18:40

CAS No.	Analyte	Result	RL	MDL	Units	C	Q	DIL	Method
16887-00-6	Chloride	57.0	5.0	0.84	mg/L			1	SM 4500 Cl- B

1B-IN
INORGANIC ANALYSIS DATA SHEET
GENERAL CHEMISTRY

Client Sample ID: MW-16ML-XX
Lab Sample ID: 460-117039-21
Lab Name: TestAmerica Edison
Job No.: 460-117039-1
SDG ID.:
Matrix: Water
Date Sampled: 07/12/2016 11:20
Reporting Basis: WET
Date Received: 07/12/2016 18:40

CAS No.	Analyte	Result	RL	MDL	Units	C	Q	DIL	Method
16887-00-6	Chloride	88.0	10.0	1.7	mg/L			2	SM 4500 Cl- B

1B-IN
INORGANIC ANALYSIS DATA SHEET
GENERAL CHEMISTRY

Client Sample ID: MW-45MI-XX
Lab Sample ID: 460-117039-22
Lab Name: TestAmerica Edison
Job No.: 460-117039-1
SDG ID.:
Matrix: Water
Date Sampled: 07/12/2016 12:20
Reporting Basis: WET
Date Received: 07/12/2016 18:40

CAS No.	Analyte	Result	RL	MDL	Units	C	Q	DIL	Method
16887-00-6	Chloride	17.5	5.0	0.84	mg/L			1	SM 4500 Cl- B

Appendix C

Support Documentation

New Durham Road
ɔon, New Jersey 08817
ne: (732) 549-3900 Fax: (732) 549-3679

TestAmerica

THE LEADER IN ENVIRONMENTAL TESTING

460-117039 Chain of Custody

CHAIN OF CUSTODY /

07/28/2016

Name (for report and invoice) STEVE FELDMANN	Samplers Name (Printed) J. BYK, R. WAGNER, D. BROCKELSBY, A. KELLY	Site/Project Identification LMC-GW
Company TETRA TECH	P. O. # 117-0507642	State (Location of site): NJ: ☐ NY: ☒ Other:
		Regulatory Program: DKQP: ☐
Address 295 RT 22E SUITE 104E	Analysis Turnaround Time: Standard ☒; Rush Charges Authorized For: 2 Week ☐, 1 Week ☐, Other ☐	LAB USE ONLY Project No:
City WHITEHOUSE STATION State NJ		Job No: 117039
Phone (908) 534-2303 Fax		

ANALYSIS REQUESTED (ENTER "X" BELOW TO INDICATE REQUEST)

Sample Identification	Date	Time	Matrix	No. of Cont.	TCL VOCs + TICs + Freons (OLM04.2)	13 Bromide (EPA 300.0)	Chloride (SM4500)	1,4-Dioxane (8260C SIM)	TCE	PCE	cis-1,2,DCE	Freon 113				Sample Numbers
QC-TB071116	07/11/16	1020	GW	4	X			X								-1
QC-EB071116	07/11/16	1025	GW	6	X	X	X	X								-2
MW-4GL-XX	07/11/16	1110	GW	6	X	X	X	X								-3
MW-4MI-XX	07/11/16	1010	GW	6	X	X	X	X								-4
MW-7GL-XX	07/11/16	1010	GW	6	X	X	X	X								-5
MW-7ML-XX	07/11/16	1145	GW	6	X	X	X	X								-6
MW-10GL-XX	07/11/16	1600	GW	6	X	X	X	X								-7
MW-49MI-XX	07/11/16	1510	GW	6	X	X	X	X								-8
MW-49ML-XX	07/11/16	1610	GW	6	X	X	X	X								-9
MW-51ML-XX	07/11/16	1220	GW	4					X	X	X	X				-10

SUB Work

Preservation Used: 1 = ICE, 2 = HCl, 3 = H_2SO_4, 4 = HNO_3, 5 = NaOH Soil: Water:
6 = Other _____, 7 = Other _____

Special Instructions _____ Water Metals Filtered (Yes/No)? _____

Relinquished by	Company	Date / Time	Received by	Company
	TETRA TECH	7/12/16 1352	1)	TA
Relinquished by 2)	Company T. A	Date / Time 7/12/16 18:40	Received by 2)	Company TA 6d
Relinquished by 3)	Company	Date / Time	Received by 3)	Company
Relinquished by 4)	Company	Date / Time	Received by 4)	Company

Laboratory Certifications: New Jersey (12028), New York (11452), Pennsylvania (68-522), Connecticut (PH-0200), Rhode Island (132). TAL - 0016 (0715)

Massachusetts (M-NJ312), North Carolina (No. 578)

1.5/1.5 1.9/1.9 IR# 7 NOCl

777 New Durham Road
Edison, New Jersey 08817
Phone: (732) 549-3900 Fax: (732) 549-3679

TestAmerica
THE LEADER IN ENVIRONMENTAL TESTING

CHAIN OF CUSTODY / ANALYSIS REQUEST

Name (for report and invoice) STEVE FELDMANN	Samplers Name (Printed)	Site/Project Identification
Company TETRA TECH	P. O. # 117-0507642	State (Location of site): NJ: ☐ NY: ☒ Other:
		Regulatory Program:
Address 295 RT 22E SUITE 104E	Analysis Turnaround Time: Standard ☒	
City WHITEHOUSE STATION State NJ	Rush Charges Authorized For: 2 Week ☐ 1 Week ☐ Other ☐	
Phone (908) 534-2303 Fax		

ANALYSIS REQUESTED (ENTER "X" BELOW TO INDICATE REQUEST)

Sample Identification	Date	Time	Matrix	No. of Cont.	TCL VOCs + TICs + FREONS (8260B-2)	BROMIDE (EPA 300.0)	CHLORIDE (SM 4500)	1,4-DIOXANE (8260C SIM)							LAB USE ONLY Project No:	Job No: 117039 Sample Numbers
MW-500XX	07/11/16	1200	GW	6	X	X	X	X								-11
IW-N5535-XX	07/11/16	0855	GW	6	X	X	X	X								-12
MW-43MI-XX	07/11/16	1033	GW	6	X	X	X	X								-13
MW-43MI-MS	07/11/16	1033	GW	6	X	X	X	X								-13
MW-43MI-MSD	07/11/16	1032	GW	6	X	X	X	X								-13
MW-37MD-XX	07/11/16	1634	GW	6	X	X	X	X								-14
MW-43MU-XX	07/11/16	1140	GW	6	X	X	X	X								-15
QC-TB071216-XX	07/12/16	1315	GW	6	X			X								-16
QC-EB071216-XX	07/12/16	1320	GW	6	X	X	X	X								-17
MW-501-XX	07/12/16	1200	GW	6	X	X	X	X								-18
Preservation Used: 1 = ICE, 2 = HCl, 3 = H_2SO_4, 4 = HNO_3, 5 = NaOH				Soil:												
6 = Other _____, 7 = Other _____				Water:												

Special Instructions _____ Water Metals Filtered (Yes/No)? _____

Relinquished by	Company	Date / Time	Received by	Company
[signature]	TETRA TECH	7/12/16 1352	1) [signature]	TA
Relinquished by 2) [signature]	Company T. A	Date / Time 7/12/16 1840	Received by 2) [signature]	Company TA 6d
Relinquished by 3)	Company	Date / Time	Received by 3)	Company
Relinquished by 4)	Company	Date / Time	Received by 4)	Company

Laboratory Certifications: New Jersey (12028), New York (11452), Pennsylvania (68-522), Connecticut (PH-0200), Rhode Island (132). TAL - 0016 (0814)

Massachusetts (M-NJ312), North Carolina (No. 578)

777 New Durham Road
Edison, New Jersey 08817
Phone: (732) 549-3900 Fax: (732) 549-3679

TestAmerica
THE LEADER IN ENVIRONMENTAL TESTING

CHAIN OF CUSTODY / ANALYSIS REQUEST

Name (for report and invoice): STEVE FELDMANN
Company: TETRA TECH
Address: 295 RT 22E, SUITE 104
City: WHITEHOUSE STATION State: NJ
Phone: (908) 534-2303 Fax:

Samplers Name (Printed):
P. O. #:

Site/Project Identification: LMC - GW
State (Location of site): NJ: ☐ NY: ☒ Other:
Regulatory Program:

Analysis Turnaround Time
Standard ☐
Rush Charges Authorized For:
2 Week ☐
1 Week ☐
Other ☐ _____

LAB USE ONLY
Project No:
Job No: 117039

ANALYSIS REQUESTED (ENTER "X" BELOW TO INDICATE REQUEST)

Sample Identification	Date	Time	Matrix	No. of Cont.	TCL VOCs + TICs + Freons (8260C)	Bromide (EPA 300.0)	Chloride (SM4500)	1,4-Dioxane (8270C SIM)							Sample Numbers
MW-38MI-XX	07/12/16	1125	GW	6	X	X	X	X							-19
MW-38MI-XX	07/12/16	1235	GW	6	X	X	X	X							-20
MW-16MI-XX	07/12/16	1120	GW	6	X	X	X	X							-21
MW-45MI-XX	07/12/16	1220	GW	6	X	X	X	X							-22
MW-45MI-MS	07/12/16	1220	GW	6	X	X	X	X							-22
MW-45MI-MSD	07/12/16	1220	GW	6	X	X	X	X							-22

Preservation Used: 1 = ICE, 2 = HCl, 3 = H_2SO_4, 4 = HNO_3, 5 = NaOH
6 = Other _____, 7 = Other _____
Soil:
Water:

Special Instructions _____ Water Metals Filtered (Yes/No)? _____

Relinquished by	Company	Date / Time	Received by	Company
1)	TETRA TECH	7/12/16 1352	1)	TA
2)	T.A	7/12/16 1840	2)	TA
3)			3)	
4)			4)	

Laboratory Certifications: New Jersey (12028), New York (11452), Pennsylvania (68-522), Connecticut (PH-0200), Rhode Island (132), Massachusetts (M-NJ312), North Carolina (No. 578)

TAL - 0016 (0814)

TestAmerica Edison
Receipt Temperature and pH Log

Job Number: 117039

Number of Coolers: 2 IR Gun # 7

Cooler Temperatures

	RAW	CORRECTED		RAW	CORRECTED		RAW	CORRECTED
Cooler #1:	1.5 °C	1.5 °C	Cooler #4:	°C	°C	Cooler #7:	°C	°C
Cooler #2:	1.9 °C	1.3 °C	Cooler #5:	°C	°C	Cooler #8:	°C	°C
Cooler #3:	°C	°C	Cooler #6:	°C	°C	Cooler #9:	°C	°C

TALS Sample Number	Ammonia (pH<2)	COD (pH<2)	Nitrate Nitrite (pH<2)	Metals* (pH<2)	Hardness (pH<2)	Pest (pH 5-9)	EPH or QAM (pH<2)	Phenols (pH<2)	Sulfide (pH>9)	TKN (pH<2)	TOC (pH<2)	Total Cyanide (pH>12)	Total Phos (pH<2)	Other	Other

If pH adjustments are required record the information below:

Sample No(s). adjusted: _____

Preservative Name/Conc.: _____ Volume of Preservative used (ml): _____

Lot # of Preservative(s): _____ Expiration Date: _____

The appropriate Project Manager and Department Manager should be notified about the samples which were pH adjusted.

** Samples for Metal analysis which are out of compliance must be acidified at least 24 hours prior to analysis.*

EDS-WI-038, Rev 4, 06/09/2014

Initials: ✓ Date: 7/12/13

TestAmerica Edison
777 New Durham Road
Edison, NJ 08817
Phone (732) 549-3900 Fax (732) 549-3679

Chain of Custody Record

460-117039 Chain of Custody

tAmerica
LEADER IN ENVIRONMENTAL TESTING

2.1

3 °C

Client Information (Sub Contract Lab)	Sampler:	Lab PM: Meidhof, Marie A
Client Contact: Shipping/Receiving	Phone:	E-Mail: marie.meidhof@testamericainc.com
Company: TestAmerica Laboratories, Inc.		Job #: 460-117039-1
Address: 301 Alpha Drive, RIDC Park,	Due Date Requested: 7/22/2016	
City: Pittsburgh	TAT Requested (days):	
State, Zip: PA, 15238		
Phone: 412-963-7058(Tel) 412-963-2468(Fax)	PO #:	
Email:	WO #:	
Project Name: LMC - GW	Project #: 46018731	
Site: Tetra Tech - Lockheed Martin, New Hyde	SSOW#:	

Analysis Requested

Preservation Codes:

A - HCL, B - NaOH, C - Zn Acetate, D - Nitric Acid, E - NaHSO4, F - MeOH, G - Amchlor, H - Ascorbic Acid, I - Ice, J - DI Water, K - EDTA, L - EDA, M - Hexane, N - None, O - AsNaO2, P - Na2O4S, Q - Na2SO3, R - Na2S2O3, S - H2SO4, T - TSP Dodecahydrate, U - Acetone, V - MCAA, W - ph 4-5, Z - other (specify)

Other:

Sample Identification - Client ID (Lab ID)	Sample Date	Sample Time	Sample Type (C=Comp, G=grab)	Matrix (W=water, S=solid, O=waste/oil, BT=Tissue, A=Air)	Field Filtered Sample (Yes or No)	Perform MS/MSD (Yes or No)	300_28D_LL_OF/ Bromide (Low Level)	Total Number of containers	Special Instructions/Note:
			Preservation Code:						
QC-FB071116 (460-117039-2)	7/11/16	10:25 Eastern		Water			X	1	
MW-4GL-XX (460-117039-3)	7/11/16	11:10 Eastern		Water			X	1	
MW-4MI-XX (460-117039-4)	7/11/16	10:10 Eastern		Water			X	1	
MW-7GL-XX (460-117039-5)	7/11/16	10:10 Eastern		Water			X	1	
MW-7ML-XX (460-117039-6)	7/11/16	11:45 Eastern		Water			X	1	
MW-10GL-XX (460-117039-7)	7/11/16	16:00 Eastern		Water			X	1	
MW-49MI-XX (460-117039-8)	7/11/16	15:10 Eastern		Water			X	1	
MW-49ML-XX (460-117039-9)	7/11/16	16:10 Eastern		Water			X	1	
MW-500XX (460-117039-11)	7/11/16	12:00 Eastern		Water			X	1	
IW-N5535-XX (460-117039-12)	7/11/16	08:55 Eastern		Water			X	1	
MW-43MI-XX (460-117039-13)	7/11/16	10:33 Eastern		Water			X	1	

Possible Hazard Identification
Unconfirmed

Sample Disposal (A fee may be assessed if samples are retained longer than 1 month)
☐ *Return To Client* ☐ *Disposal By Lab* ☐ *Archive For* _____ *Months*

Deliverable Requested: I, II, III, IV, Other (specify)

Special Instructions/QC Requirements:

Empty Kit Relinquished by:	Date:	Time:	Method of Shipment:

	Date/Time	Company		Date/Time	Company
Relinquished by:	Date/Time: 7/15/16 1800	Company TAEI	Received by: D. Watson	Date/Time: 7-16-16 8:50	Company AP
Relinquished by:	Date/Time:	Company	Received by:	Date/Time:	Company
Relinquished by:	Date/Time:	Company	Received by:	Date/Time:	Company

Custody Seals Intact: Δ Yes Δ No | Custody Seal No.: | Cooler Temperature(s) °C and Other Remarks:

TestAmerica Edison
777 New Durham Road
Edison, NJ 08817
Phone (732) 549-3900 Fax (732) 549-3679

Chain of Custody Record

TestAmerica
THE LEADER IN ENVIRONMENTAL TESTING

Client Information (Sub Contract Lab)	Sampler:	Lab PM: Meidhof, Marie A	Carrier Tracking No(s):	COC No: 460-46102.2
Client Contact: Shipping/Receiving	Phone:	E-Mail: marie.meidhof@testamericainc.com		Page: Page 2 of 3
Company: TestAmerica Laboratories, Inc.				Job #: 460-117039-1
Address: 301 Alpha Drive, RIDC Park,	Due Date Requested: 7/22/2016			
City: Pittsburgh	TAT Requested (days):			
State, Zip: PA, 15238				
Phone: 412-963-7058(Tel) 412-963-2468(Fax)	PO #:			
Email:	WO #:			
Project Name: LMC - GW	Project #: 46018731			
Site: Tetra Tech - Lockheed Martin, New Hyde	SSOW#:			

Analysis Requested

Preservation Codes:

A - HCL, B - NaOH, C - Zn Acetate, D - Nitric Acid, E - NaHSO4, F - MeOH, G - Amchlor, H - Ascorbic Acid, I - Ice, J - DI Water, K - EDTA, L - EDA, M - Hexane, N - None, O - AsNaO2, P - Na2O4S, Q - Na2SO3, R - Na2S2O3, S - H2SO4, T - TSP Dodecahydrate, U - Acetone, V - MCAA, W - ph 4-5, Z - other (specify)

Other:

Sample Identification - Client ID (Lab ID)	Sample Date	Sample Time	Sample Type (C=Comp, G=grab)	Matrix (W=water, S=solid, O=waste/oil, BT=Tissue, A=Air)	Field Filtered Sample (Yes or No)	Perform MS/MSD (Yes or No)	300_28D_LL_OF/ Bromide (Low Level)	Total Number of containers	Special Instructions/Note:
			Preservation Code:						
MW-43MI-XX (460-117039-13MS)	7/11/16	10:33 Eastern	MS	Water			X	1	
MW-43MI-XX (460-117039-13MSD)	7/11/16	10:33 Eastern	MSD	Water			X	1	
MW-37ML-XX (460-117039-14)	7/11/16	16:34 Eastern		Water			X	1	
MW-43MU-XX (460-117039-15)	7/11/16	11:48 Eastern		Water			X	1	
QC-EB071216-XX (460-117039-17)	7/12/16	13:20 Eastern		Water			X	1	
MW-501-XX (460-117039-18)	7/12/16	12:00 Eastern		Water			X	1	
MW-38ML-XX (460-117039-19)	7/12/16	11:23 Eastern		Water			X	1	
MW-38MI-XX (460-117039-20)	7/12/16	12:35 Eastern		Water			X	1	
MW-16ML-XX (460-117039-21)	7/12/16	11:20 Eastern		Water			X	1	
MW-45MI-XX (460-117039-22)	7/12/16	12:20 Eastern		Water			X	1	
MW-45MI-XX (460-117039-22MS)	7/12/16	12:20 Eastern	MS	Water			X	1	

Possible Hazard Identification
Unconfirmed

Sample Disposal (A fee may be assessed if samples are retained longer than 1 month)
☐ *Return To Client* ☐ *Disposal By Lab* ☐ *Archive For* _____ *Months*

Deliverable Requested: I, II, III, IV, Other (specify)

Special Instructions/QC Requirements:

Empty Kit Relinquished by:	Date:	Time:	Method of Shipment:

Relinquished by:	Date/Time:	Company	Received by:	Date/Time:	Company
	7/15/16 1800	TAE	D Walton	7-16-16 8:50	TAE
Relinquished by:	Date/Time:	Company	Received by:	Date/Time:	Company
Relinquished by:	Date/Time:	Company	Received by:	Date/Time:	Company

Custody Seals Intact: Δ Yes Δ No	Custody Seal No.:	Cooler Temperature(s) °C and Other Remarks:

TestAmerica Edison
777 New Durham Road
Edison, NJ 08817
Phone (732) 549-3900 Fax (732) 549-3679

Chain of Custody Record

TestAmerica
THE LEADER IN ENVIRONMENTAL TESTING

Client Information (Sub Contract Lab)	Sampler:	Lab PM: Meidhof, Marie A	Carrier Tracking No(s):	COC No: 460-46102.3
Client Contact: Shipping/Receiving	Phone:	E-Mail: marie.meidhof@testamericainc.com		Page: Page 3 of 3
Company: TestAmerica Laboratories, Inc.				Job #: 460-117039-1
Address: 301 Alpha Drive, RIDC Park,	Due Date Requested: 7/22/2016			
City: Pittsburgh	TAT Requested (days):			
State, Zip: PA, 15238				
Phone: 412-963-7058(Tel) 412-963-2468(Fax)	PO #:			
Email:	WO #:			
Project Name: LMC - GW	Project #: 46018731			
Site: Tetra Tech - Lockheed Martin, New Hyde	SSOW#:			

Analysis Requested

Preservation Codes:

A - HCL, B - NaOH, C - Zn Acetate, D - Nitric Acid, E - NaHSO4, F - MeOH, G - Amchlor, H - Ascorbic Acid, I - Ice, J - DI Water, K - EDTA, L - EDA, M - Hexane, N - None, O - AsNaO2, P - Na2O4S, Q - Na2SO3, R - Na2S2O3, S - H2SO4, T - TSP Dodecahydrate, U - Acetone, V - MCAA, W - ph 4-5, Z - other (specify)

Other:

Sample Identification - Client ID (Lab ID)	Sample Date	Sample Time	Sample Type (C=comp, G=grab)	Matrix (W=water, S=solid, O=waste/oil, BT=Tissue, A=Air)	Field Filtered Sample (Yes or No)	Perform MS/MSD (Yes or No)	300_28D_LL_OF/ Bromide (Low Level)	Total Number of containers	Special Instructions/Note:
			Preservation Code:						
MW-45MI-XX (460-117039-22MSD)	7/12/16	12:20 Eastern	MSD	Water			X	1	

Possible Hazard Identification *Unconfirmed*	***Sample Disposal (A fee may be assessed if samples are retained longer than 1 month)*** ☐ *Return To Client* ☐ *Disposal By Lab* ☐ *Archive For* _____ *Months*
Deliverable Requested: I, II, III, IV, Other (specify)	Special Instructions/QC Requirements:

Empty Kit Relinquished by:	Date:		Time:		Method of Shipment:	
Relinquished by: C C	Date/Time: 7/15/16 1800	Company: TAEI	Received by: DWinton		Date/Time: 7-16-16	Company: TAP
Relinquished by:	Date/Time:	Company	Received by:		Date/Time: 8:50	Company
Relinquished by:	Date/Time:	Company	Received by:		Date/Time:	Company

Custody Seals Intact: Δ Yes Δ No	Custody Seal No.:	Cooler Temperature(s) °C and Other Remarks:

Login Sample Receipt Checklist

Client: Tetra Tech GEO

Job Number: 460-117039-1

Login Number: 117039
List Number: 1
Creator: Rivera, Kenneth

List Source: TestAmerica Edison

Question	Answer	Comment
Radioactivity wasn't checked or is </= background as measured by a survey meter.	N/A	
The cooler's custody seal, if present, is intact.	N/A	Not present
Sample custody seals, if present, are intact.	N/A	
The cooler or samples do not appear to have been compromised or tampered with.	True	
Samples were received on ice.	True	
Cooler Temperature is acceptable.	True	
Cooler Temperature is recorded.	True	1.5°C, 1.9°C, IR #7
COC is present.	True	
COC is filled out in ink and legible.	True	
COC is filled out with all pertinent information.	True	
Is the Field Sampler's name present on COC?	True	
There are no discrepancies between the containers received and the COC.	False	See NCM
Samples are received within Holding Time (excluding tests with immediate HTs)	True	
Sample containers have legible labels.	True	
Containers are not broken or leaking.	True	
Sample collection date/times are provided.	True	
Appropriate sample containers are used.	True	
Sample bottles are completely filled.	True	
Sample Preservation Verified.	True	
There is sufficient vol. for all requested analyses, incl. any requested MS/MSDs	True	
Containers requiring zero headspace have no headspace or bubble is <6mm (1/4").	True	
Multiphasic samples are not present.	True	
Samples do not require splitting or compositing.	True	
Residual Chlorine Checked.	N/A	No analysis requiring residual chlorine check assigned.

Login Sample Receipt Checklist

Client: Tetra Tech GEO

Job Number: 460-117039-1

Login Number: 117039
List Number: 2
Creator: Watson, Debbie

List Source: TestAmerica Pittsburgh
List Creation: 07/16/16 01:56 PM

Question	Answer	Comment
Radioactivity wasn't checked or is </= background as measured by a survey meter.	True	
The cooler's custody seal, if present, is intact.	True	
Sample custody seals, if present, are intact.	True	
The cooler or samples do not appear to have been compromised or tampered with.	True	
Samples were received on ice.	True	
Cooler Temperature is acceptable.	True	
Cooler Temperature is recorded.	True	
COC is present.	True	
COC is filled out in ink and legible.	True	
COC is filled out with all pertinent information.	True	
Is the Field Sampler's name present on COC?	True	
There are no discrepancies between the containers received and the COC.	True	
Samples are received within Holding Time (excluding tests with immediate HTs)	True	
Sample containers have legible labels.	True	
Containers are not broken or leaking.	True	
Sample collection date/times are provided.	True	
Appropriate sample containers are used.	True	
Sample bottles are completely filled.	True	
Sample Preservation Verified.	True	
There is sufficient vol. for all requested analyses, incl. any requested MS/MSDs	True	
Containers requiring zero headspace have no headspace or bubble is <6mm (1/4").	True	
Multiphasic samples are not present.	True	
Samples do not require splitting or compositing.	True	
Residual Chlorine Checked.	N/A	

CASE NARRATIVE

Client: Tetra Tech GEO

Project: LMC Great Neck Groundwater Monitoring

Report Number: 460-117039-1

This case narrative is in the form of an exception report, where only the anomalies related to this report, method specific performance and/or QA/QC issues are discussed. If there are no issues to report, this narrative will include a statement that documents that there are no relevant data issues.

It should be noted that samples with elevated Reporting Limits (RLs) as a result of a dilution may not be able to satisfy customer reporting limits in some cases. Such increases in the RLs are unavoidable but acceptable consequence of sample dilution that enables quantification of target analytes or interferences which exceed the calibration range of the instrument.

Calculations are performed before rounding to avoid round-off errors in calculated results.

All holding times were met and proper preservation noted for the methods performed on these samples, unless otherwise detailed in the individual sections below.

RECEIPT
The samples were received on 7/12/2016 6:40 PM; the samples arrived in good condition, properly preserved and, where required, on ice. The temperatures of the 2 coolers at receipt time were 1.5º C and 1.9º C.

Receipt Exceptions
The container label for the following sample did not match the information listed on the Chain-of-Custody (COC): QC-TB071216-XX (460-117039-16). The quantity listed is 6 on the COC, but the laboratory received 4 containers. The client confirmed that this sample should only be analyzed for VOC and 1,4-Dioxane, and that only 4 bottles were submitted.

Note: All samples which require thermal preservation are considered acceptable if the arrival temperature is within 2C of the required temperature or method specified range. For samples with a specified temperature of 4C, samples with a temperature ranging from just above freezing temperature of water to 6C shall be acceptable. Samples that are hand delivered immediately following collection may not meet these criteria, however they will be deemed acceptable according to NELAC standards, if there is evidence that the chilling process has begun, such as arrival on ice, etc.

VOLATILE ORGANIC COMPOUNDS (GC-MS) - SELECTED ION MODE (SIM)
Samples QC-TB071116 (460-117039-1), QC-EB071116 (460-117039-2), MW-4GL-XX (460-117039-3), MW-4MI-XX (460-117039-4), MW-7GL-XX (460-117039-5), MW-7ML-XX (460-117039-6), MW-10GL-XX (460-117039-7), MW-49MI-XX (460-117039-8), MW-49ML-XX (460-117039-9), MW-500XX (460-117039-11), IW-N5535-XX (460-117039-12), MW-43MI-XX (460-117039-13), MW-37ML-XX (460-117039-14), MW-43MU-XX (460-117039-15), QC-TB071216-XX (460-117039-16), QC-EB071216-XX (460-117039-17), MW-501-XX (460-117039-18), MW-38ML-XX (460-117039-19), MW-38MI-XX (460-117039-20), MW-16ML-XX (460-117039-21) and MW-45MI-XX (460-117039-22) were analyzed for volatile organic compounds (GC-MS) - Selected Ion Mode (SIM) in accordance with EPA SW-846 Method 8260B SIM. The samples were analyzed on 07/18/2016 and 07/19/2016.

No difficulties were encountered during the volatile organic compounds (GC-MS) - Selected Ion Mode (SIM) analysis.

All quality control parameters were within the acceptance limits.

CLP VOLATILES (LL)
Samples QC-TB071116 (460-117039-1), QC-EB071116 (460-117039-2), MW-4GL-XX (460-117039-3), MW-4MI-XX (460-117039-4), MW-7GL-XX (460-117039-5), MW-7ML-XX (460-117039-6), MW-10GL-XX (460-117039-7), MW-49MI-XX (460-117039-8), MW-49ML-XX (460-117039-9), MW-51ML-XX (460-117039-10), MW-500XX (460-117039-11), IW-N5535-XX (460-117039-12), MW-43MI-XX (460-117039-13), MW-37ML-XX (460-117039-14), MW-43MU-XX (460-117039-15), QC-TB071216-XX (460-117039-16), QC-EB071216-XX (460-117039-17), MW-501-XX (460-117039-18), MW-38ML-XX (460-117039-19), MW-38MI-XX (460-117039-20), MW-16ML-XX (460-117039-21) and MW-45MI-XX (460-117039-22) were analyzed for CLP volatiles (LL) in accordance with OLM04.2 Method Volatiles (Low Level - LL). The samples were analyzed on 07/16/2016 and 07/17/2016.

The continuing calibration verification (CCV) associated with batch 460-379369 recovered above the upper control limit for Bromomethane. The samples associated with this CCV were non-detects for the affected analytes; therefore, the data have been reported.

The continuing calibration verification (CCV) associated with batch 460-379470 recovered above the upper control limit for Bromomethane. The samples associated with this CCV were non-detects for the affected analytes; therefore, the data have been reported.

1,1,2-Trichloro-1,2,2-trifluoroethane, Dichlorodifluoromethane and Freon 115 failed the recovery criteria low for the matrix spike (MS) and matrix spike duplicate (MSD) of sample MW-43MI-XX (460-117039-13) in batch 460-379470.

Refer to the QC report for details.

The following samples were diluted to bring the concentration of target analytes within the calibration range: MW-38ML-XX (460-117039-19), MW-38MI-XX (460-117039-20) and MW-16ML-XX (460-117039-21). Elevated reporting limits (RLs) are provided.

No other difficulties were encountered during the volatiles analysis.

All other quality control parameters were within the acceptance limits.

CHLORIDE

Samples QC-EB071116 (460-117039-2), MW-4GL-XX (460-117039-3), MW-4MI-XX (460-117039-4), MW-7GL-XX (460-117039-5), MW-7ML-XX (460-117039-6), MW-10GL-XX (460-117039-7), MW-49MI-XX (460-117039-8), MW-49ML-XX (460-117039-9), MW-500XX (460-117039-11), IW-N5535-XX (460-117039-12), MW-43MI-XX (460-117039-13), MW-37ML-XX (460-117039-14), MW-43MU-XX (460-117039-15), QC-EB071216-XX (460-117039-17), MW-501-XX (460-117039-18), MW-38ML-XX (460-117039-19), MW-38MI-XX (460-117039-20), MW-16ML-XX (460-117039-21) and MW-45MI-XX (460-117039-22) were analyzed for chloride in accordance with SM 4500 CL B. The samples were analyzed on 07/27/2016.

Samples MW-4GL-XX (460-117039-3)[5X], MW-7GL-XX (460-117039-5)[10X], MW-7ML-XX (460-117039-6)[2X], MW-10GL-XX (460-117039-7)[4X] and MW-16ML-XX (460-117039-21)[2X] required dilution prior to analysis. The reporting limits have been adjusted accordingly.

No difficulties were encountered during the chloride analysis.

All quality control parameters were within the acceptance limits.

ANIONS, ION CHROMATOGRAPHY

Samples QC-EB071116 (460-117039-2), MW-4GL-XX (460-117039-3), MW-4MI-XX (460-117039-4), MW-7GL-XX (460-117039-5), MW-7ML-XX (460-117039-6), MW-10GL-XX (460-117039-7), MW-49MI-XX (460-117039-8), MW-49ML-XX (460-117039-9), MW-500XX (460-117039-11), IW-N5535-XX (460-117039-12), MW-43MI-XX (460-117039-13), MW-37ML-XX (460-117039-14), MW-43MU-XX (460-117039-15), QC-EB071216-XX (460-117039-17), MW-501-XX (460-117039-18), MW-38ML-XX (460-117039-19), MW-38MI-XX (460-117039-20), MW-16ML-XX (460-117039-21) and MW-45MI-XX (460-117039-22) were analyzed for Anions, Ion Chromatography in accordance with EPA Method 300.0_28D Anions by Ion Chromatograph (Low Level - LL). The samples were analyzed on 07/19/2016 and 07/20/2016.

Sample MW-10GL-XX (460-117039-7)[5X] required dilution prior to analysis. The reporting limits have been adjusted accordingly.

No difficulties were encountered during the Anions, Ion Chromatography analysis.

All quality control parameters were within the acceptance limits.

Qualifiers

GC/MS VOA

Qualifier	Qualifier Description
U	Indicates the analyte was analyzed for but not detected.
J	Result is less than the RL but greater than or equal to the MDL and the concentration is an approximate value.
F1	MS and/or MSD Recovery is outside acceptance limits.

GC/MS VOA TICs

Qualifier	Qualifier Description
J	Indicates an Estimated Value for TICs

HPLC/IC

Qualifier	Qualifier Description
U	Indicates the analyte was analyzed for but not detected.

General Chemistry

Qualifier	Qualifier Description
U	Indicates the analyte was analyzed for but not detected.

Glossary

Abbreviation	These commonly used abbreviations may or may not be present in this report.
¤	Listed under the "D" column to designate that the result is reported on a dry weight basis
%R	Percent Recovery
CFL	Contains Free Liquid
CNF	Contains no Free Liquid
DER	Duplicate error ratio (normalized absolute difference)
Dil Fac	Dilution Factor
DL, RA, RE, IN	Indicates a Dilution, Re-analysis, Re-extraction, or additional Initial metals/anion analysis of the sample
DLC	Decision level concentration
MDA	Minimum detectable activity
EDL	Estimated Detection Limit
MDC	Minimum detectable concentration
MDL	Method Detection Limit
ML	Minimum Level (Dioxin)
NC	Not Calculated
ND	Not detected at the reporting limit (or MDL or EDL if shown)
PQL	Practical Quantitation Limit
QC	Quality Control
RER	Relative error ratio
RL	Reporting Limit or Requested Limit (Radiochemistry)
RPD	Relative Percent Difference, a measure of the relative difference between two points
TEF	Toxicity Equivalent Factor (Dioxin)
TEQ	Toxicity Equivalent Quotient (Dioxin)

Sample Summary

Client: Tetra Tech GEO
Project/Site: LMC Great Neck Groundwater Monitoring

TestAmerica Job ID: 460-117039-1

Lab Sample ID	Client Sample ID	Matrix	Collected	Received
460-117039-1	QC-TB071116	Water	07/11/16 10:20	07/12/16 18:40
460-117039-2	QC-EB071116	Water	07/11/16 10:25	07/12/16 18:40
460-117039-3	MW-4GL-XX	Water	07/11/16 11:10	07/12/16 18:40
460-117039-4	MW-4MI-XX	Water	07/11/16 10:10	07/12/16 18:40
460-117039-5	MW-7GL-XX	Water	07/11/16 10:10	07/12/16 18:40
460-117039-6	MW-7ML-XX	Water	07/11/16 11:45	07/12/16 18:40
460-117039-7	MW-10GL-XX	Water	07/11/16 16:00	07/12/16 18:40
460-117039-8	MW-49MI-XX	Water	07/11/16 15:10	07/12/16 18:40
460-117039-9	MW-49ML-XX	Water	07/11/16 16:10	07/12/16 18:40
460-117039-10	MW-51ML-XX	Water	07/11/16 12:20	07/12/16 18:40
460-117039-11	MW-500XX	Water	07/11/16 12:00	07/12/16 18:40
460-117039-12	IW-N5535-XX	Water	07/11/16 08:55	07/12/16 18:40
460-117039-13	MW-43MI-XX	Water	07/11/16 10:33	07/12/16 18:40
460-117039-14	MW-37ML-XX	Water	07/11/16 16:34	07/12/16 18:40
460-117039-15	MW-43MU-XX	Water	07/11/16 11:48	07/12/16 18:40
460-117039-16	QC-TB071216-XX	Water	07/12/16 13:15	07/12/16 18:40
460-117039-17	QC-EB071216-XX	Water	07/12/16 13:20	07/12/16 18:40
460-117039-18	MW-501-XX	Water	07/12/16 12:00	07/12/16 18:40
460-117039-19	MW-38ML-XX	Water	07/12/16 11:23	07/12/16 18:40
460-117039-20	MW-38MI-XX	Water	07/12/16 12:35	07/12/16 18:40
460-117039-21	MW-16ML-XX	Water	07/12/16 11:20	07/12/16 18:40
460-117039-22	MW-45MI-XX	Water	07/12/16 12:20	07/12/16 18:40

Method Summary

Client: Tetra Tech GEO
Project/Site: LMC Great Neck Groundwater Monitoring

TestAmerica Job ID: 460-117039-1

Method	Method Description	Protocol	Laboratory
8260C SIM	Volatile Organic Compounds (GC/MS)	SW846	TAL EDI
OLM04.2/VOL	Volatile Organic Compounds (GC/MS)	OLM04.2	TAL EDI
300.0	Anions, Ion Chromatography	MCAWW	TAL PIT
SM 4500 Cl- B	Chloride	SM	TAL EDI

Protocol References:

MCAWW = "Methods For Chemical Analysis Of Water And Wastes", EPA-600/4-79-020, March 1983 And Subsequent Revisions.
OLM04.2 = "Statement of Work for Organic Analysis", Multi-Media, Multi-Concentration September 1998
SM = "Standard Methods For The Examination Of Water And Wastewater",
SW846 = "Test Methods For Evaluating Solid Waste, Physical/Chemical Methods", Third Edition, November 1986 And Its Updates.

Laboratory References:

TAL EDI = TestAmerica Edison, 777 New Durham Road, Edison, NJ 08817, TEL (732)549-3900
TAL PIT = TestAmerica Pittsburgh, 301 Alpha Drive, RIDC Park, Pittsburgh, PA 15238, TEL (412)963-7058

FORM II
GC/MS VOA SURROGATE RECOVERY

Lab Name: TestAmerica Edison Job No.: 460-117039-1

SDG No.:

Matrix: Water Level: Low

GC Column (1): DB-624 ID: 0.18(mm)

Client Sample ID	Lab Sample ID	DCA #	BFB #
QC-TB071116	460-117039-1	116	95
QC-EB071116	460-117039-2	122	93
MW-4GL-XX	460-117039-3	116	90
MW-4MI-XX	460-117039-4	120	94
MW-7GL-XX	460-117039-5	117	89
MW-7ML-XX	460-117039-6	112	89
MW-10GL-XX	460-117039-7	110	88
MW-49MI-XX	460-117039-8	113	95
MW-49ML-XX	460-117039-9	117	98
MW-500XX	460-117039-11	116	86
IW-N5535-XX	460-117039-12	119	91
MW-43MI-XX	460-117039-13	116	89
MW-37ML-XX	460-117039-14	110	87
MW-43MU-XX	460-117039-15	117	84
QC-TB071216-XX	460-117039-16	125	89
QC-EB071216-XX	460-117039-17	121	87
MW-501-XX	460-117039-18	117	92
MW-38ML-XX	460-117039-19	116	90
MW-38MI-XX	460-117039-20	112	88
MW-16ML-XX	460-117039-21	110	89
MW-45MI-XX	460-117039-22	118	84
	MB 460-379673/8	123	95
	MB 460-379752/9	124	98
	MB 460-379908/7	125	91
	LCS 460-379673/4	111	98
	LCS 460-379752/5	114	95
	LCS 460-379908/3	119	90
	LCSD 460-379673/5	115	99
	LCSD 460-379752/6	117	99
	LCSD 460-379908/4	115	88

	QC LIMITS
DCA = 1,2-Dichloroethane-d4 (Surr)	60-132
BFB = 4-Bromofluorobenzene	72-123

Column to be used to flag recovery values

FORM II 8260C SIM

FORM VIII
GC/MS VOA INTERNAL STANDARD AREA AND RETENTION TIME SUMMARY

Lab Name: TestAmerica Edison Job No.: 460-117039-1

SDG No.:

Sample No.: CCVIS 460-379673/3 Date Analyzed: 07/18/2016 19:06

Instrument ID: CVOAMS11 GC Column: DB-624 ID: 0.18(mm)

Lab File ID (Standard): N95342.D Heated Purge: (Y/N) N

Calibration ID: 56615

		FB		DXE		CBNZd5	
		AREA #	RT #	AREA #	RT #	AREA #	RT #
12/24 HOUR STD		56213	3.79	31824	4.48	23016	7.38
UPPER LIMIT		112426	4.29	63648	4.98	46032	7.88
LOWER LIMIT		28107	3.29	15912	3.98	11508	6.88
LAB SAMPLE ID	CLIENT SAMPLE ID						
LCS 460-379673/4		49219	3.79	28615	4.48	20346	7.38
LCSD 460-379673/5		48399	3.79	27774	4.48	20382	7.38
MB 460-379673/8		46226	3.79	27237	4.48	18516	7.38
460-117039-1	QC-TB071116	50851	3.79	27222	4.48	20623	7.38
460-117039-2	QC-EB071116	49822	3.79	26625	4.48	19890	7.38
460-117039-3	MW-4GL-XX	49491	3.79	24956	4.48	19410	7.38
460-117039-4	MW-4MI-XX	46395	3.79	25051	4.48	18122	7.38
460-117039-5	MW-7GL-XX	52548	3.79	25629	4.48	19989	7.38
460-117039-6	MW-7ML-XX	52034	3.79	25200	4.48	18230	7.38

FB = Fluorobenzene
DXE = 1,4-Dioxane-d8
CBNZd5 = Chlorobenzene-d5

Area Limit = 50%-200% of internal standard area
RT Limit = ± 0.5 minutes of internal standard RT

Column used to flag values outside QC limits

FORM VIII 8260C SIM

FORM VIII
GC/MS VOA INTERNAL STANDARD AREA AND RETENTION TIME SUMMARY

Lab Name: TestAmerica Edison Job No.: 460-117039-1

SDG No.:

Sample No.: CCVIS 460-379752/4 Date Analyzed: 07/19/2016 07:39

Instrument ID: CVOAMS11 GC Column: DB-624 ID: 0.18(mm)

Lab File ID (Standard): N95372.D Heated Purge: (Y/N) N

Calibration ID: 56615

		FB		DXE		CBNZd5	
		AREA #	RT #	AREA #	RT #	AREA #	RT #
12/24 HOUR STD		59377	3.79	29758	4.48	23684	7.38
UPPER LIMIT		118754	4.29	59516	4.98	47368	7.88
LOWER LIMIT		29689	3.29	14879	3.98	11842	6.88
LAB SAMPLE ID	CLIENT SAMPLE ID						
LCS 460-379752/5		56774	3.79	29743	4.48	24095	7.38
LCSD 460-379752/6		46869	3.79	29844	4.48	20433	7.38
MB 460-379752/9		48741	3.79	28400	4.48	20530	7.38
460-117039-7	MW-10GL-XX	40010	3.79	28685	4.48	17733	7.38
460-117039-8	MW-49MI-XX	39032	3.79	27894	4.48	17461	7.38
460-117039-9	MW-49ML-XX	31882	3.79	27833	4.48	15818	7.38
460-117039-11	MW-500XX	41822	3.79	28391	4.48	17743	7.38
460-117039-12	IW-N5535-XX	40507	3.79	28836	4.48	17942	7.38
460-117039-13	MW-43MI-XX	43469	3.79	28614	4.48	17387	7.38
460-117039-14	MW-37ML-XX	38413	3.79	27967	4.48	15640	7.38
460-117039-18	MW-501-XX	42057	3.79	28891	4.48	17393	7.38
460-117039-19	MW-38ML-XX	46734	3.79	29040	4.48	17537	7.38
460-117039-20	MW-38MI-XX	55054	3.79	29900	4.48	19218	7.38
460-117039-21	MW-16ML-XX	46821	3.79	26222	4.48	16232	7.38
460-117039-22	MW-45MI-XX	50417	3.79	28799	4.48	19174	7.38

FB = Fluorobenzene
DXE = 1,4-Dioxane-d8
CBNZd5 = Chlorobenzene-d5

Area Limit = 50%-200% of internal standard area
RT Limit = ± 0.5 minutes of internal standard RT

Column used to flag values outside QC limits

FORM VIII 8260C SIM

FORM VIII
GC/MS VOA INTERNAL STANDARD AREA AND RETENTION TIME SUMMARY

Lab Name: TestAmerica Edison Job No.: 460-117039-1

SDG No.:

Sample No.: CCVIS 460-379908/2 Date Analyzed: 07/19/2016 18:56

Instrument ID: CVOAMS11 GC Column: DB-624 ID: 0.18(mm)

Lab File ID (Standard): N95398.D Heated Purge: (Y/N) N

Calibration ID: 56615

		FB		DXE		CBNZd5	
		AREA #	RT #	AREA #	RT #	AREA #	RT #
12/24 HOUR STD		57106	3.79	31273	4.48	24876	7.38
UPPER LIMIT		114212	4.29	62546	4.98	49752	7.88
LOWER LIMIT		28553	3.29	15637	3.98	12438	6.88
LAB SAMPLE ID	CLIENT SAMPLE ID						
LCS 460-379908/3		49782	3.79	28523	4.48	21313	7.38
LCSD 460-379908/4		53948	3.79	29240	4.48	22262	7.38
MB 460-379908/7		42988	3.79	27509	4.48	18618	7.38
460-117039-16	QC-TB071216-XX	43486	3.79	27559	4.48	19145	7.38
460-117039-17	QC-EB071216-XX	50061	3.79	28257	4.48	20135	7.38
460-117039-15	MW-43MU-XX	54919	3.79	28377	4.48	22213	7.38

FB = Fluorobenzene
DXE = 1,4-Dioxane-d8
CBNZd5 = Chlorobenzene-d5

Area Limit = 50%-200% of internal standard area
RT Limit = ± 0.5 minutes of internal standard RT

Column used to flag values outside QC limits

FORM VIII 8260C SIM

FORM IV
GC/MS VOA METHOD BLANK SUMMARY

Lab Name: TestAmerica Edison Job No.: 460-117039-1

SDG No.:

Lab File ID: N95347.D Lab Sample ID: MB 460-379673/8

Matrix: Water Heated Purge:(Y/N) N

Instrument ID: CVOAMS11 Date Analyzed: 07/18/2016 21:23

GC Column: DB-624 ID: 0.18(mm)

THIS METHOD BLANK APPLIES TO THE FOLLOWING SAMPLES:

CLIENT SAMPLE ID	LAB SAMPLE ID	LAB FILE ID	DATE ANALYZED
	LCS 460-379673/4	N95343.D	07/18/2016 19:31
	LCSD 460-379673/5	N95344.D	07/18/2016 19:56
QC-TB071116	460-117039-1	N95349.D	07/18/2016 22:13
QC-EB071116	460-117039-2	N95351.D	07/18/2016 23:03
MW-4GL-XX	460-117039-3	N95358.D	07/19/2016 01:58
MW-4MI-XX	460-117039-4	N95359.D	07/19/2016 02:23
MW-7GL-XX	460-117039-5	N95360.D	07/19/2016 02:48
MW-7ML-XX	460-117039-6	N95361.D	07/19/2016 03:13

FORM I
GC/MS VOA ORGANICS ANALYSIS DATA SHEET

Lab Name: TestAmerica Edison
Job No.: 460-117039-1
SDG No.:
Client Sample ID:
Lab Sample ID: MB 460-379673/8
Matrix: Water
Lab File ID: N95347.D
Analysis Method: 8260C SIM
Date Collected:
Sample wt/vol: 5(mL)
Date Analyzed: 07/18/2016 21:23
Soil Aliquot Vol:
Dilution Factor: 1
Soil Extract Vol.:
GC Column: DB-624 ID: 0.18(mm)
% Moisture:
Level: (low/med) Low
Analysis Batch No.: 379673
Units: ug/L

CAS NO.	COMPOUND NAME	RESULT	Q	RL	MDL
123-91-1	1,4-Dioxane	0.40	U	0.40	0.11

CAS NO.	SURROGATE	%REC	Q	LIMITS
17060-07-0	1,2-Dichloroethane-d4 (Surr)	123		60-132
460-00-4	4-Bromofluorobenzene	95		72-123

FORM III
GC/MS VOA LAB CONTROL SAMPLE RECOVERY

Lab Name: TestAmerica Edison Job No.: 460-117039-1

SDG No.:

Matrix: Water Level: Low Lab File ID: N95343.D

Lab ID: LCS 460-379673/4 Client ID:

COMPOUND	SPIKE ADDED (ug/L)	LCS CONCENTRATION (ug/L)	LCS % REC	QC LIMITS REC	#
1,2-Dibromo-3-Chloropropane	0.500	0.638	128	23-150	
1,4-Dioxane	20.0	20.8	104	40-160	
Ethylene Dibromide	0.500	0.568	114	60-143	

Column to be used to flag recovery and RPD values

FORM III 8260C SIM

FORM III
GC/MS VOA LAB CONTROL SAMPLE DUPLICATE RECOVERY

Lab Name: TestAmerica Edison Job No.: 460-117039-1

SDG No.:

Matrix: Water Level: Low Lab File ID: N95344.D

Lab ID: LCSD 460-379673/5 Client ID:

COMPOUND	SPIKE ADDED (ug/L)	LCSD CONCENTRATION (ug/L)	LCSD % REC	% RPD	QC LIMITS RPD	QC LIMITS REC	#
1,2-Dibromo-3-Chloropropane	0.500	0.628	126	2	30	23-150	
1,4-Dioxane	20.0	21.7	109	5	30	40-160	
Ethylene Dibromide	0.500	0.512	102	10	30	60-143	

Column to be used to flag recovery and RPD values

FORM III 8260C SIM

FORM IV
GC/MS VOA METHOD BLANK SUMMARY

Lab Name: TestAmerica Edison Job No.: 460-117039-1

SDG No.:

Lab File ID: N95377.D Lab Sample ID: MB 460-379752/9

Matrix: Water Heated Purge:(Y/N) N

Instrument ID: CVOAMS11 Date Analyzed: 07/19/2016 10:02

GC Column: DB-624 ID: 0.18(mm)

THIS METHOD BLANK APPLIES TO THE FOLLOWING SAMPLES:

CLIENT SAMPLE ID	LAB SAMPLE ID	LAB FILE ID	DATE ANALYZED
	LCS 460-379752/5	N95373.D	07/19/2016 08:15
	LCSD 460-379752/6	N95374.D	07/19/2016 08:40
MW-10GL-XX	460-117039-7	N95383.D	07/19/2016 12:47
MW-49MI-XX	460-117039-8	N95384.D	07/19/2016 13:12
MW-49ML-XX	460-117039-9	N95385.D	07/19/2016 13:37
MW-500XX	460-117039-11	N95386.D	07/19/2016 14:02
IW-N5535-XX	460-117039-12	N95387.D	07/19/2016 14:27
MW-43MI-XX	460-117039-13	N95388.D	07/19/2016 14:52
MW-37ML-XX	460-117039-14	N95389.D	07/19/2016 15:17
MW-501-XX	460-117039-18	N95391.D	07/19/2016 16:07
MW-38ML-XX	460-117039-19	N95392.D	07/19/2016 16:32
MW-38MI-XX	460-117039-20	N95393.D	07/19/2016 16:57
MW-16ML-XX	460-117039-21	N95394.D	07/19/2016 17:22
MW-45MI-XX	460-117039-22	N95395.D	07/19/2016 17:47

FORM I
GC/MS VOA ORGANICS ANALYSIS DATA SHEET

Lab Name: TestAmerica Edison
Job No.: 460-117039-1
SDG No.:
Client Sample ID:
Lab Sample ID: MB 460-379752/9
Matrix: Water
Lab File ID: N95377.D
Analysis Method: 8260C SIM
Date Collected:
Sample wt/vol: 5(mL)
Date Analyzed: 07/19/2016 10:02
Soil Aliquot Vol:
Dilution Factor: 1
Soil Extract Vol.:
GC Column: DB-624 ID: 0.18(mm)
% Moisture:
Level: (low/med) Low
Analysis Batch No.: 379752
Units: ug/L

CAS NO.	COMPOUND NAME	RESULT	Q	RL	MDL
123-91-1	1,4-Dioxane	0.40	U	0.40	0.11

CAS NO.	SURROGATE	%REC	Q	LIMITS
17060-07-0	1,2-Dichloroethane-d4 (Surr)	124		60-132
460-00-4	4-Bromofluorobenzene	98		72-123

FORM III
GC/MS VOA LAB CONTROL SAMPLE RECOVERY

Lab Name: TestAmerica Edison Job No.: 460-117039-1

SDG No.:

Matrix: Water Level: Low Lab File ID: N95373.D

Lab ID: LCS 460-379752/5 Client ID:

COMPOUND	SPIKE ADDED (ug/L)	LCS CONCENTRATION (ug/L)	LCS % REC	QC LIMITS REC	#
1,2-Dibromo-3-Chloropropane	0.500	0.543	109	23-150	
1,4-Dioxane	20.0	21.4	107	40-160	
Ethylene Dibromide	0.500	0.532	106	60-143	

Column to be used to flag recovery and RPD values

FORM III 8260C SIM

FORM III
GC/MS VOA LAB CONTROL SAMPLE DUPLICATE RECOVERY

Lab Name: TestAmerica Edison Job No.: 460-117039-1

SDG No.:

Matrix: Water Level: Low Lab File ID: N95374.D

Lab ID: LCSD 460-379752/6 Client ID:

COMPOUND	SPIKE ADDED (ug/L)	LCSD CONCENTRATION (ug/L)	LCSD % REC	% RPD	QC LIMITS RPD	QC LIMITS REC	#
1,2-Dibromo-3-Chloropropane	0.500	0.652	130	18	30	23-150	
1,4-Dioxane	20.0	21.2	106	1	30	40-160	
Ethylene Dibromide	0.500	0.515	103	3	30	60-143	

Column to be used to flag recovery and RPD values

FORM III 8260C SIM

FORM IV
GC/MS VOA METHOD BLANK SUMMARY

Lab Name: TestAmerica Edison Job No.: 460-117039-1

SDG No.:

Lab File ID: N95403.D Lab Sample ID: MB 460-379908/7

Matrix: Water Heated Purge:(Y/N) N

Instrument ID: CVOAMS11 Date Analyzed: 07/19/2016 21:10

GC Column: DB-624 ID: 0.18(mm)

THIS METHOD BLANK APPLIES TO THE FOLLOWING SAMPLES:

CLIENT SAMPLE ID	LAB SAMPLE ID	LAB FILE ID	DATE ANALYZED
	LCS 460-379908/3	N95399.D	07/19/2016 19:21
	LCSD 460-379908/4	N95400.D	07/19/2016 19:46
QC-TB071216-XX	460-117039-16	N95404.D	07/19/2016 21:35
QC-EB071216-XX	460-117039-17	N95407.D	07/19/2016 22:50
MW-43MU-XX	460-117039-15	N95409.D	07/19/2016 23:40

FORM I
GC/MS VOA ORGANICS ANALYSIS DATA SHEET

Lab Name: TestAmerica Edison
Job No.: 460-117039-1
SDG No.:
Client Sample ID:
Lab Sample ID: MB 460-379908/7
Matrix: Water
Lab File ID: N95403.D
Analysis Method: 8260C SIM
Date Collected:
Sample wt/vol: 5(mL)
Date Analyzed: 07/19/2016 21:10
Soil Aliquot Vol:
Dilution Factor: 1
Soil Extract Vol.:
GC Column: DB-624 ID: 0.18(mm)
% Moisture:
Level: (low/med) Low
Analysis Batch No.: 379908
Units: ug/L

CAS NO.	COMPOUND NAME	RESULT	Q	RL	MDL
123-91-1	1,4-Dioxane	0.40	U	0.40	0.11

CAS NO.	SURROGATE	%REC	Q	LIMITS
17060-07-0	1,2-Dichloroethane-d4 (Surr)	125		60-132
460-00-4	4-Bromofluorobenzene	91		72-123

FORM III
GC/MS VOA LAB CONTROL SAMPLE RECOVERY

Lab Name: TestAmerica Edison Job No.: 460-117039-1

SDG No.:

Matrix: Water Level: Low Lab File ID: N95399.D

Lab ID: LCS 460-379908/3 Client ID:

COMPOUND	SPIKE ADDED (ug/L)	LCS CONCENTRATION (ug/L)	LCS % REC	QC LIMITS REC	#
1,2-Dibromo-3-Chloropropane	0.500	0.538	108	23-150	
1,4-Dioxane	20.0	21.3	106	40-160	
Ethylene Dibromide	0.500	0.529	106	60-143	

Column to be used to flag recovery and RPD values

FORM III 8260C SIM

FORM III
GC/MS VOA LAB CONTROL SAMPLE DUPLICATE RECOVERY

Lab Name: TestAmerica Edison Job No.: 460-117039-1

SDG No.:

Matrix: Water Level: Low Lab File ID: N95400.D

Lab ID: LCSD 460-379908/4 Client ID:

COMPOUND	SPIKE ADDED (ug/L)	LCSD CONCENTRATION (ug/L)	LCSD % REC	% RPD	QC LIMITS RPD	QC LIMITS REC	#
1,2-Dibromo-3-Chloropropane	0.500	0.479	96	12	30	23-150	
1,4-Dioxane	20.0	22.3	112	5	30	40-160	
Ethylene Dibromide	0.500	0.539	108	2	30	60-143	

Column to be used to flag recovery and RPD values

FORM III 8260C SIM

FORM V
GC/MS VOA INSTRUMENT PERFORMANCE CHECK
BROMOFLUOROBENZENE (BFB)

Lab Name: TestAmerica Edison Job No.: 460-117039-1

SDG No.:

Lab File ID: N94845.D BFB Injection Date: 07/05/2016

Instrument ID: CVOAMS11 BFB Injection Time: 14:00

Analysis Batch No.: 377390

M/E	ION ABUNDANCE CRITERIA	% RELATIVE ABUNDANCE	
50	15.0 - 40.0 % of mass 95	18.5	
75	30.0 - 60.0 % of mass 95	49.0	
95	Base Peak, 100% relative abundance	100.0	
96	5.0 - 9.0 % of mass 95	7.2	
173	Less than 2.0 % of mass 174	0.1	(0.1) 1
174	50.0 - 120.00 % of mass 95	78.5	
175	5.0 - 9.0 % of mass 174	6.3	(8.0) 1
176	95.0 - 101.0 % of mass 174	75.2	(95.8) 1
177	5.0 - 9.0 % of mass 176	5.2	(6.9) 2

1-Value is % mass 174 2-Value is % mass 176

THIS CHECK APPLIES TO THE FOLLOWING SAMPLES, MS, MSD, BLANKS AND STANDARDS:

CLIENT SAMPLE ID	LAB SAMPLE ID	LAB FILE ID	DATE ANALYZED	TIME ANALYZED
	STD002 460-377390/10	N94854.D	07/05/2016	18:01
	STD005 460-377390/11	N94855.D	07/05/2016	18:44
	STD01 460-377390/12	N94856.D	07/05/2016	19:09
	STD05 460-377390/13	N94857.D	07/05/2016	19:34
	STD1 460-377390/14	N94858.D	07/05/2016	19:59
	STD2 460-377390/15	N94859.D	07/05/2016	20:25

FORM VI
GC/MS VOA BY INTERNAL STANDARD - INITIAL CALIBRATION DATA
CURVE EVALUATION

Lab Name: TestAmerica Edison Job No.: 460-117039-1 Analy Batch No.: 377390

SDG No.:

Instrument ID: CVOAMS11 GC Column: DB-624 ID: 0.18(mm) Heated Purge: (Y/N) N

Calibration Start Date: 07/05/2016 18:01 Calibration End Date: 07/05/2016 20:25 Calibration ID: 56615

Calibration Files:

LEVEL:	LAB SAMPLE ID:	LAB FILE ID:
Level 1	STD002 460-377390/10	N94854.D
Level 2	STD005 460-377390/11	N94855.D
Level 3	STD01 460-377390/12	N94856.D
Level 4	STD05 460-377390/13	N94857.D
Level 5	STD1 460-377390/14	N94858.D
Level 6	STD2 460-377390/15	N94859.D

ANALYTE	RRF					CURVE TYPE	COEFFICIENT			#	MIN RRF	%RSD	#	MAX %RSD	R^2 OR COD	#	MIN R^2 OR COD
	LVL 1 LVL 6	LVL 2	LVL 3	LVL 4	LVL 5		B	M1	M2								
Chloroform	0.9009 0.5769	0.7281	0.6592	0.5668	0.5763	Ave		0.6680			0.2000	19.5		20.0			
Benzene	2.1444 1.2362	1.6112	1.4563	1.2232	1.2596	QuaF		1.2672	-0.015281		0.5000				1.0000		0.9900
1,4-Dioxane	1.4270 1.1686	0.9029	1.0902	1.1135	1.1872	Ave		1.1483				14.8		20.0			
Ethylene Dibromide	0.4805 0.3888	0.3859	0.4224	0.3793	0.3860	Ave		0.4072			0.1000	9.6		20.0			
1,2,3-Trichloropropane	0.8118 0.6140	0.6433	0.6770	0.6028	0.6246	Ave		0.6622				11.7		20.0			
1,2-Dibromo-3-Chloropropane	0.0786 0.0691	0.0666	0.0924	0.0702	0.0713	Ave		0.0747			0.0500	12.8		20.0			
1,2-Dichloroethane-d4 (Surr)	0.3320 0.3166	0.3355	0.3190	0.2991	0.3093	Ave		0.3186				4.3		20.0			
4-Bromofluorobenzene	0.7134 0.6902	0.6917	0.7160	0.6914	0.6878	Ave		0.6984				1.8		20.0			

Note: The m1 coefficient is the same as Ave RRF for an Ave curve type.

FORM V
GC/MS VOA INSTRUMENT PERFORMANCE CHECK
BROMOFLUOROBENZENE (BFB)

Lab Name: TestAmerica Edison Job No.: 460-117039-1

SDG No.:

Lab File ID: N95340.D BFB Injection Date: 07/18/2016

Instrument ID: CVOAMS11 BFB Injection Time: 18:12

Analysis Batch No.: 379673

M/E	ION ABUNDANCE CRITERIA	% RELATIVE ABUNDANCE	
50	15.0 - 40.0 % of mass 95	18.3	
75	30.0 - 60.0 % of mass 95	48.2	
95	Base Peak, 100% relative abundance	100.0	
96	5.0 - 9.0 % of mass 95	6.6	
173	Less than 2.0 % of mass 174	0.0	(0.0) 1
174	50.0 - 120.00 % of mass 95	79.9	
175	5.0 - 9.0 % of mass 174	5.8	(7.3) 1
176	95.0 - 101.0 % of mass 174	78.0	(97.7) 1
177	5.0 - 9.0 % of mass 176	5.1	(6.6) 2

1-Value is % mass 174 2-Value is % mass 176

THIS CHECK APPLIES TO THE FOLLOWING SAMPLES, MS, MSD, BLANKS AND STANDARDS:

CLIENT SAMPLE ID	LAB SAMPLE ID	LAB FILE ID	DATE ANALYZED	TIME ANALYZED
	CCVIS 460-379673/3	N95342.D	07/18/2016	19:06
	LCS 460-379673/4	N95343.D	07/18/2016	19:31
	LCSD 460-379673/5	N95344.D	07/18/2016	19:56
	MB 460-379673/8	N95347.D	07/18/2016	21:23
QC-TB071116	460-117039-1	N95349.D	07/18/2016	22:13
QC-EB071116	460-117039-2	N95351.D	07/18/2016	23:03
MW-4GL-XX	460-117039-3	N95358.D	07/19/2016	01:58
MW-4MI-XX	460-117039-4	N95359.D	07/19/2016	02:23
MW-7GL-XX	460-117039-5	N95360.D	07/19/2016	02:48
MW-7ML-XX	460-117039-6	N95361.D	07/19/2016	03:13

FORM VII
GC/MS VOA CONTINUING CALIBRATION DATA

Lab Name: TestAmerica Edison Job No.: 460-117039-1

SDG No.:

Lab Sample ID: CCVIS 460-379673/3 Calibration Date: 07/18/2016 19:06

Instrument ID: CVOAMS11 Calib Start Date: 07/05/2016 18:01

GC Column: DB-624 ID: 0.18(mm) Calib End Date: 07/05/2016 20:25

Lab File ID: N95342.D Conc. Units: ug/L Heated Purge: (Y/N) N

ANALYTE	CURVE TYPE	AVE RRF	RRF	MIN RRF	CALC AMOUNT	SPIKE AMOUNT	%D	MAX %D
Chloroform	Ave	0.6680	0.6585	0.2000	0.493	0.500	-1.4	20.0
Benzene	QuaF		1.255	0.5000	0.498	0.500	-0.3	20.0
1,4-Dioxane	Ave	1.148	1.198		20.9	20.0	4.3	50.0
Ethylene Dibromide	Ave	0.4072	0.4604	0.1000	0.565	0.500	13.1	20.0
1,2,3-Trichloropropane	Ave	0.6622	0.5836		0.441	0.500	-11.9	20.0
1,2-Dibromo-3-Chloropropane	Ave	0.0747	0.1005	0.0500	0.672	0.500	34.5	50.0
1,2-Dichloroethane-d4 (Surr)	Ave	0.3186	0.3501		0.549	0.500	9.9	20.0
4-Bromofluorobenzene	Ave	0.6984	0.6910		0.495	0.500	-1.1	20.0

FORM V
GC/MS VOA INSTRUMENT PERFORMANCE CHECK
BROMOFLUOROBENZENE (BFB)

Lab Name: TestAmerica Edison Job No.: 460-117039-1

SDG No.:

Lab File ID: N95369.D BFB Injection Date: 07/19/2016

Instrument ID: CVOAMS11 BFB Injection Time: 06:25

Analysis Batch No.: 379752

M/E	ION ABUNDANCE CRITERIA	% RELATIVE ABUNDANCE	
50	15.0 - 40.0 % of mass 95	17.0	
75	30.0 - 60.0 % of mass 95	48.5	
95	Base Peak, 100% relative abundance	100.0	
96	5.0 - 9.0 % of mass 95	6.2	
173	Less than 2.0 % of mass 174	0.0	(0.0) 1
174	50.0 - 120.00 % of mass 95	93.5	
175	5.0 - 9.0 % of mass 174	7.5	(8.0) 1
176	95.0 - 101.0 % of mass 174	93.5	(100.0) 1
177	5.0 - 9.0 % of mass 176	6.3	(6.8) 2

1-Value is % mass 174 2-Value is % mass 176

THIS CHECK APPLIES TO THE FOLLOWING SAMPLES, MS, MSD, BLANKS AND STANDARDS:

CLIENT SAMPLE ID	LAB SAMPLE ID	LAB FILE ID	DATE ANALYZED	TIME ANALYZED
	CCVIS 460-379752/4	N95372.D	07/19/2016	07:39
	LCS 460-379752/5	N95373.D	07/19/2016	08:15
	LCSD 460-379752/6	N95374.D	07/19/2016	08:40
	MB 460-379752/9	N95377.D	07/19/2016	10:02
MW-10GL-XX	460-117039-7	N95383.D	07/19/2016	12:47
MW-49MI-XX	460-117039-8	N95384.D	07/19/2016	13:12
MW-49ML-XX	460-117039-9	N95385.D	07/19/2016	13:37
MW-500XX	460-117039-11	N95386.D	07/19/2016	14:02
IW-N5535-XX	460-117039-12	N95387.D	07/19/2016	14:27
MW-43MI-XX	460-117039-13	N95388.D	07/19/2016	14:52
MW-37ML-XX	460-117039-14	N95389.D	07/19/2016	15:17
MW-501-XX	460-117039-18	N95391.D	07/19/2016	16:07
MW-38ML-XX	460-117039-19	N95392.D	07/19/2016	16:32
MW-38MI-XX	460-117039-20	N95393.D	07/19/2016	16:57
MW-16ML-XX	460-117039-21	N95394.D	07/19/2016	17:22
MW-45MI-XX	460-117039-22	N95395.D	07/19/2016	17:47

FORM VII
GC/MS VOA CONTINUING CALIBRATION DATA

Lab Name: TestAmerica Edison Job No.: 460-117039-1

SDG No.:

Lab Sample ID: CCVIS 460-379752/4 Calibration Date: 07/19/2016 07:39

Instrument ID: CVOAMS11 Calib Start Date: 07/05/2016 18:01

GC Column: DB-624 ID: 0.18(mm) Calib End Date: 07/05/2016 20:25

Lab File ID: N95372.D Conc. Units: ug/L Heated Purge: (Y/N) N

ANALYTE	CURVE TYPE	AVE RRF	RRF	MIN RRF	CALC AMOUNT	SPIKE AMOUNT	%D	MAX %D
Chloroform	Ave	0.6680	0.6501	0.2000	0.487	0.500	-2.7	20.0
Benzene	QuaF		1.264	0.5000	0.502	0.500	0.3	20.0
1,4-Dioxane	Ave	1.148	1.150		20.0	20.0	0.1	50.0
Ethylene Dibromide	Ave	0.4072	0.4444	0.1000	0.546	0.500	9.2	20.0
1,2,3-Trichloropropane	Ave	0.6622	0.5691		0.430	0.500	-14.1	20.0
1,2-Dibromo-3-Chloropropane	Ave	0.0747	0.0816	0.0500	0.546	0.500	9.2	50.0
1,2-Dichloroethane-d4 (Surr)	Ave	0.3186	0.3640		0.571	0.500	14.2	20.0
4-Bromofluorobenzene	Ave	0.6984	0.6622		0.474	0.500	-5.2	20.0

FORM V
GC/MS VOA INSTRUMENT PERFORMANCE CHECK
BROMOFLUOROBENZENE (BFB)

Lab Name: TestAmerica Edison Job No.: 460-117039-1

SDG No.:

Lab File ID: N95397.D BFB Injection Date: 07/19/2016

Instrument ID: CVOAMS11 BFB Injection Time: 18:33

Analysis Batch No.: 379908

M/E	ION ABUNDANCE CRITERIA	% RELATIVE ABUNDANCE	
50	15.0 - 40.0 % of mass 95	20.8	
75	30.0 - 60.0 % of mass 95	51.7	
95	Base Peak, 100% relative abundance	100.0	
96	5.0 - 9.0 % of mass 95	6.8	
173	Less than 2.0 % of mass 174	0.2	(0.2) 1
174	50.0 - 120.00 % of mass 95	69.6	
175	5.0 - 9.0 % of mass 174	5.5	(7.9) 1
176	95.0 - 101.0 % of mass 174	69.0	(99.1) 1
177	5.0 - 9.0 % of mass 176	4.0	(5.8) 2

1-Value is % mass 174 2-Value is % mass 176

THIS CHECK APPLIES TO THE FOLLOWING SAMPLES, MS, MSD, BLANKS AND STANDARDS:

CLIENT SAMPLE ID	LAB SAMPLE ID	LAB FILE ID	DATE ANALYZED	TIME ANALYZED
	CCVIS 460-379908/2	N95398.D	07/19/2016	18:56
	LCS 460-379908/3	N95399.D	07/19/2016	19:21
	LCSD 460-379908/4	N95400.D	07/19/2016	19:46
	MB 460-379908/7	N95403.D	07/19/2016	21:10
QC-TB071216-XX	460-117039-16	N95404.D	07/19/2016	21:35
QC-EB071216-XX	460-117039-17	N95407.D	07/19/2016	22:50
MW-43MU-XX	460-117039-15	N95409.D	07/19/2016	23:40

FORM VII
GC/MS VOA CONTINUING CALIBRATION DATA

Lab Name: TestAmerica Edison Job No.: 460-117039-1

SDG No.:

Lab Sample ID: CCVIS 460-379908/2 Calibration Date: 07/19/2016 18:56

Instrument ID: CVOAMS11 Calib Start Date: 07/05/2016 18:01

GC Column: DB-624 ID: 0.18(mm) Calib End Date: 07/05/2016 20:25

Lab File ID: N95398.D Conc. Units: ug/L Heated Purge: (Y/N) N

ANALYTE	CURVE TYPE	AVE RRF	RRF	MIN RRF	CALC AMOUNT	SPIKE AMOUNT	%D	MAX %D
Chloroform	Ave	0.6680	0.6914	0.2000	0.518	0.500	3.5	20.0
Benzene	QuaF		1.295	0.5000	0.514	0.500	2.8	20.0
1,4-Dioxane	Ave	1.148	0.9911		17.3	20.0	-13.7	50.0
Ethylene Dibromide	Ave	0.4072	0.4285	0.1000	0.526	0.500	5.2	20.0
1,2,3-Trichloropropane	Ave	0.6622	0.5825		0.440	0.500	-12.0	20.0
1,2-Dibromo-3-Chloropropane	Ave	0.0747	0.0722	0.0500	0.483	0.500	-3.4	50.0
1,2-Dichloroethane-d4 (Surr)	Ave	0.3186	0.3699		0.580	0.500	16.1	20.0
4-Bromofluorobenzene	Ave	0.6984	0.6230		0.446	0.500	-10.8	20.0

FORM II
GC/MS VOA SURROGATE RECOVERY

Lab Name: TestAmerica Edison Job No.: 460-117039-1

SDG No.:

Matrix: Water Level: Low

GC Column (1): Rtx-624 ID: 0.25(mm)

Client Sample ID	Lab Sample ID	DCA #	TOL #	BFB #
QC-TB071116	460-117039-1	111	102	93
QC-EB071116	460-117039-2	102	99	93
MW-4GL-XX	460-117039-3	100	99	94
MW-4MI-XX	460-117039-4	104	97	95
MW-7GL-XX	460-117039-5	96	97	94
MW-7ML-XX	460-117039-6	103	98	96
MW-10GL-XX	460-117039-7	113	100	92
MW-49MI-XX	460-117039-8	109	101	93
MW-49ML-XX	460-117039-9	104	98	94
MW-51ML-XX	460-117039-10	101	96	93
MW-500XX	460-117039-11	112	101	98
IW-N5535-XX	460-117039-12	105	97	97
MW-43MI-XX	460-117039-13	102	97	97
MW-37ML-XX	460-117039-14	110	101	94
MW-43MU-XX	460-117039-15	109	101	92
QC-TB071216-XX	460-117039-16	106	103	94
QC-EB071216-XX	460-117039-17	109	101	92
MW-501-XX	460-117039-18	112	101	92
MW-38ML-XX	460-117039-19	110	100	95
MW-38MI-XX	460-117039-20	112	102	98
MW-16ML-XX	460-117039-21	114	99	94
MW-45MI-XX	460-117039-22	103	100	93
	MB 460-379369/8	104	99	94
	MB 460-379470/8	114	101	98
	LCS 460-379369/4	94	100	101
	LCS 460-379470/4	103	102	101
	LCSD 460-379369/5	94	97	100
	LCSD 460-379470/5	111	102	102
MW-43MI-XX MS	460-117039-13 MS	99	101	102
MW-45MI-XX MS	460-117039-22 MS	97	103	105
MW-43MI-XX MSD	460-117039-13 MSD	98	102	103
MW-45MI-XX MSD	460-117039-22 MSD	98	99	104

	QC LIMITS
DCA = 1,2-Dichloroethane-d4 (Surr)	76-114
TOL = Toluene-d8 (Surr)	88-110
BFB = Bromofluorobenzene	86-115

Column to be used to flag recovery values

FORM II OLM04.2/VOL

FORM II
GC/MS VOA SURROGATE RECOVERY

Lab Name: TestAmerica Edison Job No.: 460-117039-1

SDG No.:

Matrix: Water Level: Low

GC Column (1): Rtx-624 ID: 0.25(mm)

Client Sample ID	Lab Sample ID	DCA #	TOL #	BFB #
	STOBLK 460-379470/31	101	102	97

	QC LIMITS
DCA = 1,2-Dichloroethane-d4 (Surr)	76-114
TOL = Toluene-d8 (Surr)	88-110
BFB = Bromofluorobenzene	86-115

Column to be used to flag recovery values

FORM II OLM04.2/VOL

FORM VIII
GC/MS VOA INTERNAL STANDARD AREA AND RETENTION TIME SUMMARY

Lab Name: TestAmerica Edison Job No.: 460-117039-1

SDG No.:

Sample No.: CCVIS 460-379369/3 Date Analyzed: 07/15/2016 22:59

Instrument ID: CVOAMS7 GC Column: Rtx-624 ID: 0.25(mm)

Lab File ID (Standard): V45818.D Heated Purge: (Y/N) N

Calibration ID: 56633

		BCM		DFBZ		CBNZd5	
		AREA #	RT #	AREA #	RT #	AREA #	RT #
12/24 HOUR STD		141623	4.09	832696	4.78	801895	6.62
UPPER LIMIT		283246	4.59	1665392	5.28	1603790	7.12
LOWER LIMIT		70812	3.59	416348	4.28	400948	6.12
LAB SAMPLE ID	CLIENT SAMPLE ID						
LCS 460-379369/4		154170	4.09	852554	4.78	805784	6.62
LCSD 460-379369/5		154515	4.09	876739	4.78	839338	6.62
MB 460-379369/8		135476	4.09	833246	4.78	801454	6.62
460-117039-2	QC-EB071116	133428	4.09	802128	4.78	773767	6.62
460-117039-9	MW-49ML-XX	129654	4.09	783846	4.78	740533	6.62
460-117039-10	MW-51ML-XX	136190	4.09	770206	4.78	753612	6.62
460-117039-13	MW-43MI-XX	136704	4.09	800112	4.79	756123	6.62
460-117039-3	MW-4GL-XX	138485	4.09	803751	4.79	748670	6.62
460-117039-4	MW-4MI-XX	129831	4.09	758065	4.79	733123	6.62
460-117039-5	MW-7GL-XX	138387	4.09	768117	4.79	743075	6.62
460-117039-6	MW-7ML-XX	128418	4.09	782008	4.79	737991	6.62
460-117039-12	IW-N5535-XX	125930	4.09	744242	4.79	720643	6.62

BCM = Chlorobromomethane
DFBZ = 1,4-Difluorobenzene
CBNZd5 = Chlorobenzene-d5

Area Limit = 50%-200% of internal standard area
RT Limit = ± 0.5 minutes of internal standard RT

Column used to flag values outside QC limits

FORM VIII OLM04.2/VOL

FORM VIII
GC/MS VOA INTERNAL STANDARD AREA AND RETENTION TIME SUMMARY

Lab Name: TestAmerica Edison Job No.: 460-117039-1

SDG No.:

Sample No.: CCVIS 460-379470/3 Date Analyzed: 07/16/2016 21:53

Instrument ID: CVOAMS7 GC Column: Rtx-624 ID: 0.25(mm)

Lab File ID (Standard): V45847.D Heated Purge: (Y/N) N

Calibration ID: 56633

		BCM		DFBZ		CBNZd5	
		AREA #	RT #	AREA #	RT #	AREA #	RT #
12/24 HOUR STD		137922	4.09	756226	4.78	751438	6.62
UPPER LIMIT		275844	4.59	1512452	5.28	1502876	7.12
LOWER LIMIT		68961	3.59	378113	4.28	375719	6.12
LAB SAMPLE ID	CLIENT SAMPLE ID						
LCS 460-379470/4		139659	4.09	793916	4.78	781118	6.62
LCSD 460-379470/5		132243	4.09	776623	4.78	781908	6.62
MB 460-379470/8		129598	4.09	763540	4.78	745648	6.62
460-117039-1	QC-TB071116	129414	4.10	762748	4.79	720812	6.62
460-117039-16	QC-TB071216-XX	138080	4.09	779678	4.79	729184	6.62
460-117039-17	QC-EB071216-XX	130974	4.09	743362	4.78	713670	6.62
460-117039-7	MW-10GL-XX	130052	4.09	759666	4.79	726170	6.62
460-117039-15	MW-43MU-XX	131037	4.09	765205	4.79	741188	6.62
460-117039-8	MW-49MI-XX	128619	4.09	767060	4.79	726806	6.62
460-117039-22	MW-45MI-XX	134516	4.09	727691	4.78	707303	6.62
460-117039-18	MW-501-XX	129236	4.09	751439	4.78	731071	6.62
460-117039-14	MW-37ML-XX	132476	4.09	739642	4.78	736383	6.62
460-117039-19	MW-38ML-XX	125285	4.09	734223	4.78	715092	6.62
460-117039-20	MW-38MI-XX	128551	4.09	748311	4.78	710979	6.62
460-117039-21	MW-16ML-XX	123545	4.09	720470	4.78	713669	6.62
460-117039-11	MW-500XX	129596	4.09	733820	4.78	714450	6.62
460-117039-13 MS	MW-43MI-XX MS	144422	4.09	770252	4.78	755104	6.62
460-117039-13 MSD	MW-43MI-XX MSD	148594	4.09	815835	4.78	770303	6.62
460-117039-22 MS	MW-45MI-XX MS	150677	4.09	804283	4.78	775041	6.62
460-117039-22 MSD	MW-45MI-XX MSD	148089	4.09	810799	4.78	761372	6.62
STOBLK 460-379470/31		140634	4.09	754242	4.78	701016	6.62

BCM = Chlorobromomethane
DFBZ = 1,4-Difluorobenzene
CBNZd5 = Chlorobenzene-d5

Area Limit = 50%-200% of internal standard area
RT Limit = ± 0.5 minutes of internal standard RT

Column used to flag values outside QC limits

FORM VIII OLM04.2/VOL

FORM IV
GC/MS VOA METHOD BLANK SUMMARY

Lab Name: TestAmerica Edison Job No.: 460-117039-1

SDG No.:

Lab File ID: V45823.D Lab Sample ID: MB 460-379369/8

Matrix: Water Heated Purge:(Y/N) N

Instrument ID: CVOAMS7 Date Analyzed: 07/16/2016 00:56

GC Column: Rtx-624 ID: 0.25(mm)

THIS METHOD BLANK APPLIES TO THE FOLLOWING SAMPLES:

CLIENT SAMPLE ID	LAB SAMPLE ID	LAB FILE ID	DATE ANALYZED
	LCS 460-379369/4	V45819.D	07/15/2016 23:22
	LCSD 460-379369/5	V45820.D	07/15/2016 23:45
QC-EB071116	460-117039-2	V45825.D	07/16/2016 01:57
MW-49ML-XX	460-117039-9	V45829.D	07/16/2016 06:04
MW-51ML-XX	460-117039-10	V45830.D	07/16/2016 06:26
MW-43MI-XX	460-117039-13	V45831.D	07/16/2016 06:49
MW-4GL-XX	460-117039-3	V45833.D	07/16/2016 07:35
MW-4MI-XX	460-117039-4	V45834.D	07/16/2016 07:58
MW-7GL-XX	460-117039-5	V45835.D	07/16/2016 08:21
MW-7ML-XX	460-117039-6	V45836.D	07/16/2016 08:44
IW-N5535-XX	460-117039-12	V45838.D	07/16/2016 09:30

FORM I
GC/MS VOA ORGANICS ANALYSIS DATA SHEET

Lab Name: TestAmerica Edison | Job No.: 460-117039-1
SDG No.:
Client Sample ID: | Lab Sample ID: MB 460-379369/8
Matrix: Water | Lab File ID: V45823.D
Analysis Method: OLM04.2/VOL | Date Collected:
Sample wt/vol: 5(mL) | Date Analyzed: 07/16/2016 00:56
Soil Aliquot Vol: | Dilution Factor: 1
Soil Extract Vol.: | GC Column: Rtx-624 ID: 0.25(mm)
% Moisture: | Level: (low/med) Low
Analysis Batch No.: 379369 | Units: ug/L

CAS NO.	COMPOUND NAME	RESULT	Q	RL	MDL
71-55-6	1,1,1-Trichloroethane	1.0	U	1.0	0.10
79-34-5	1,1,2,2-Tetrachloroethane	1.0	U	1.0	0.10
76-13-1	1,1,2-Trichloro-1,2,2-trifluoroethane	1.0	U	1.0	0.10
76-13-1	Freon 113	1.0	U	1.0	0.10
79-00-5	1,1,2-Trichloroethane	1.0	U	1.0	0.10
75-34-3	1,1-Dichloroethane	1.0	U	1.0	0.10
75-35-4	1,1-Dichloroethene	1.0	U	1.0	0.10
120-82-1	1,2,4-Trichlorobenzene	1.0	U	1.0	0.10
96-12-8	1,2-Dibromo-3-Chloropropane	1.0	U	1.0	0.10
106-93-4	1,2-Dibromoethane	1.0	U	1.0	0.10
95-50-1	1,2-Dichlorobenzene	1.0	U	1.0	0.10
107-06-2	1,2-Dichloroethane	1.0	U	1.0	0.10
78-87-5	1,2-Dichloropropane	1.0	U	1.0	0.10
541-73-1	1,3-Dichlorobenzene	1.0	U	1.0	0.10
106-46-7	1,4-Dichlorobenzene	1.0	U	1.0	0.10
591-78-6	2-Hexanone	1.0	U	1.0	0.10
67-64-1	Acetone	1.0	U	1.0	0.10
71-43-2	Benzene	1.0	U	1.0	0.10
75-27-4	Bromodichloromethane	1.0	U	1.0	0.10
75-25-2	Bromoform	1.0	U	1.0	0.10
74-83-9	Bromomethane	1.0	U	1.0	0.10
75-15-0	Carbon disulfide	1.0	U	1.0	0.10
56-23-5	Carbon tetrachloride	1.0	U	1.0	0.10
108-90-7	Chlorobenzene	1.0	U	1.0	0.10
75-45-6	Chlorodifluoromethane	1.0	U	1.0	0.10
75-00-3	Chloroethane	1.0	U	1.0	0.10
67-66-3	Chloroform	1.0	U	1.0	0.10
74-87-3	Chloromethane	1.0	U	1.0	0.10
156-59-2	cis-1,2-Dichloroethene	1.0	U	1.0	0.10
10061-01-5	cis-1,3-Dichloropropene	1.0	U	1.0	0.10
110-82-7	Cyclohexane	1.0	U	1.0	0.10
124-48-1	Dibromochloromethane	1.0	U	1.0	0.10
75-71-8	Dichlorodifluoromethane	1.0	U	1.0	0.10
100-41-4	Ethylbenzene	1.0	U	1.0	0.10
75-69-4	Freon 11	1.0	U	1.0	0.10

FORM I
GC/MS VOA ORGANICS ANALYSIS DATA SHEET

Lab Name: TestAmerica Edison | Job No.: 460-117039-1
SDG No.:
Client Sample ID: | Lab Sample ID: MB 460-379369/8
Matrix: Water | Lab File ID: V45823.D
Analysis Method: OLM04.2/VOL | Date Collected:
Sample wt/vol: 5(mL) | Date Analyzed: 07/16/2016 00:56
Soil Aliquot Vol: | Dilution Factor: 1
Soil Extract Vol.: | GC Column: Rtx-624 ID: 0.25(mm)
% Moisture: | Level: (low/med) Low
Analysis Batch No.: 379369 | Units: ug/L

CAS NO.	COMPOUND NAME	RESULT	Q	RL	MDL
76-15-3	Freon 115	1.0	U	1.0	0.10
306-83-2	Freon 123	1.0	U	1.0	0.10
75-37-6	Freon 152a	1.0	U	1.0	0.10
98-82-8	Isopropylbenzene	1.0	U	1.0	0.10
179601-23-1	m&p-Xylene	1.0	U	1.0	0.10
79-20-9	Methyl acetate	1.0	U	1.0	0.10
78-93-3	Methyl ethyl ketone (MEK)	1.0	U	1.0	0.10
108-10-1	Methyl isobutyl ketone (MIBK)	1.0	U	1.0	0.10
1634-04-4	Methyl tert-butyl ether	1.0	U	1.0	0.10
108-87-2	Methylcyclohexane	1.0	U	1.0	0.10
75-09-2	Methylene Chloride	1.0	U	1.0	0.10
95-47-6	o-Xylene	1.0	U	1.0	0.10
100-42-5	Styrene	1.0	U	1.0	0.10
127-18-4	Tetrachloroethene	1.0	U	1.0	0.10
127-18-4	Tetrachloroethene (PCE)	1.0	U	1.0	0.10
108-88-3	Toluene	1.0	U	1.0	0.10
156-60-5	trans-1,2-Dichloroethene	1.0	U	1.0	0.10
10061-02-6	trans-1,3-Dichloropropene	1.0	U	1.0	0.10
79-01-6	Trichloroethene	1.0	U	1.0	0.10
79-01-6	Trichloroethene (TCE)	1.0	U	1.0	0.10
75-01-4	Vinyl chloride	1.0	U	1.0	0.10
1330-20-7	Xylenes, Total	1.0	U	1.0	0.10

CAS NO.	SURROGATE	%REC	Q	LIMITS
17060-07-0	1,2-Dichloroethane-d4 (Surr)	104		76-114
460-00-4	Bromofluorobenzene	94		86-115
2037-26-5	Toluene-d8 (Surr)	99		88-110

FORM I
GC/MS VOA ORGANICS ANALYSIS DATA SHEET
TENTATIVELY IDENTIFIED COMPOUNDS

Lab Name: TestAmerica Edison
Job No.: 460-117039-1
SDG No.:
Client Sample ID:
Lab Sample ID: MB 460-379369/8
Matrix: Water
Lab File ID: V45823.D
Analysis Method: OLM04.2/VOL
Date Collected:
Sample wt/vol: 5(mL)
Date Analyzed: 07/16/2016 00:56
Soil Aliquot Vol:
Dilution Factor: 1
Soil Extract Vol.:
GC Column: Rtx-624 ID: 0.25(mm)
% Moisture:
Level: (low/med) Low
Analysis Batch No.: 379369
Units: ug/L
Number TICs Found: 0
TIC Result Total: 0

CAS NO.	COMPOUND NAME	RT	RESULT	Q	MATCH QUALITY
	Tentatively Identified Compound		None		

FORM III
GC/MS VOA LAB CONTROL SAMPLE RECOVERY

Lab Name: TestAmerica Edison Job No.: 460-117039-1

SDG No.:

Matrix: Water Level: Low Lab File ID: V45819.D

Lab ID: LCS 460-379369/4 Client ID:

COMPOUND	SPIKE ADDED (ug/L)	LCS CONCENTRATION (ug/L)	LCS % REC	QC LIMITS REC	#
1,1,1-Trichloroethane	50.0	53.8	108	70-130	
1,1,2,2-Tetrachloroethane	50.0	50.7	101	70-130	
1,1,2-Trichloro-1,2,2-trifluoroethane	50.0	49.6	99	70-130	
Freon 113	50.0	49.6	99	70-130	
1,1,2-Trichloroethane	50.0	51.3	103	70-130	
1,1-Dichloroethane	50.0	50.5	101	70-130	
1,1-Dichloroethene	50.0	49.7	99	61-145	
1,2,4-Trichlorobenzene	50.0	53.9	108	70-130	
1,2-Dibromo-3-Chloropropane	50.0	54.0	108	70-130	
1,2-Dibromoethane	50.0	52.1	104	70-130	
1,2-Dichlorobenzene	50.0	52.8	106	70-130	
1,2-Dichloroethane	50.0	50.7	101	70-130	
1,2-Dichloropropane	50.0	51.8	104	70-130	
1,3-Dichlorobenzene	50.0	53.9	108	70-130	
1,4-Dichlorobenzene	50.0	52.4	105	70-130	
2-Hexanone	50.0	53.8	108	70-130	
Acetone	50.0	55.1	110	70-130	
Benzene	50.0	51.6	103	76-127	
Bromodichloromethane	50.0	51.3	103	70-130	
Bromoform	50.0	51.8	104	70-130	
Bromomethane	50.0	50.0	100	70-130	
Carbon disulfide	50.0	50.4	101	70-130	
Carbon tetrachloride	50.0	53.0	106	70-130	
Chlorobenzene	50.0	53.4	107	75-130	
Chlorodifluoromethane	50.0	48.2	96	70-130	
Chloroethane	50.0	50.8	102	70-130	
Chloroform	50.0	49.3	99	70-130	
Chloromethane	50.0	50.0	100	70-130	
cis-1,2-Dichloroethene	50.0	48.2	96	70-130	
cis-1,3-Dichloropropene	50.0	52.9	106	70-130	
Cyclohexane	50.0	53.9	108	70-130	
Dibromochloromethane	50.0	53.2	106	70-130	
Dichlorodifluoromethane	50.0	50.7	101	70-130	
Ethylbenzene	50.0	54.4	109	70-130	
Freon 11	50.0	50.3	101	70-130	
Freon 115	50.0	47.6	95	70-130	
Freon 123	50.0	49.4	99	70-130	
Freon 152a	50.0	49.0	98	70-130	
Isopropylbenzene	50.0	54.2	108	70-130	
m&p-Xylene	100	110	110	70-130	
Methyl acetate	50.0	49.7	99	70-130	

Column to be used to flag recovery and RPD values

FORM III OLM04.2/VOL

FORM III
GC/MS VOA LAB CONTROL SAMPLE RECOVERY

Lab Name: TestAmerica Edison Job No.: 460-117039-1

SDG No.:

Matrix: Water Level: Low Lab File ID: V45819.D

Lab ID: LCS 460-379369/4 Client ID:

COMPOUND	SPIKE ADDED (ug/L)	LCS CONCENTRATION (ug/L)	LCS % REC	QC LIMITS REC	#
Methyl ethyl ketone (MEK)	50.0	50.4	101	70-130	
Methyl isobutyl ketone (MIBK)	50.0	53.1	106	70-130	
Methyl tert-butyl ether	50.0	50.4	101	70-130	
Methylcyclohexane	50.0	54.6	109	70-130	
Methylene Chloride	50.0	48.8	98	70-130	
o-Xylene	50.0	54.1	108	70-130	
Styrene	50.0	53.9	108	70-130	
Tetrachloroethene	50.0	53.6	107	70-130	
Tetrachloroethene (PCE)	50.0	53.6	107	70-130	
Toluene	50.0	53.8	108	76-125	
trans-1,2-Dichloroethene	50.0	49.3	99	70-130	
trans-1,3-Dichloropropene	50.0	52.6	105	70-130	
Trichloroethene	50.0	54.0	108	71-120	
Trichloroethene (TCE)	50.0	54.0	108	71-120	
Vinyl chloride	50.0	49.8	100	70-130	
Xylenes, Total	150	164	110	70-130	

Column to be used to flag recovery and RPD values

FORM III OLM04.2/VOL

FORM III
GC/MS VOA LAB CONTROL SAMPLE DUPLICATE RECOVERY

Lab Name: TestAmerica Edison Job No.: 460-117039-1

SDG No.:

Matrix: Water Level: Low Lab File ID: V45820.D

Lab ID: LCSD 460-379369/5 Client ID:

COMPOUND	SPIKE ADDED (ug/L)	LCSD CONCENTRATION (ug/L)	LCSD % REC	% RPD	QC LIMITS RPD	QC LIMITS REC	#
1,1,1-Trichloroethane	50.0	49.2	98	9	30	70-130	
1,1,2,2-Tetrachloroethane	50.0	48.0	96	6	30	70-130	
1,1,2-Trichloro-1,2,2-trifluoroethane	50.0	47.8	96	4	30	70-130	
Freon 113	50.0	47.8	96	4	30	70-130	
1,1,2-Trichloroethane	50.0	48.2	96	6	30	70-130	
1,1-Dichloroethane	50.0	46.9	94	7	30	70-130	
1,1-Dichloroethene	50.0	47.2	94	5	14	61-145	
1,2,4-Trichlorobenzene	50.0	50.4	101	7	30	70-130	
1,2-Dibromo-3-Chloropropane	50.0	49.2	98	9	30	70-130	
1,2-Dibromoethane	50.0	48.0	96	8	30	70-130	
1,2-Dichlorobenzene	50.0	49.1	98	7	30	70-130	
1,2-Dichloroethane	50.0	47.9	96	6	30	70-130	
1,2-Dichloropropane	50.0	49.0	98	6	30	70-130	
1,3-Dichlorobenzene	50.0	50.7	101	6	30	70-130	
1,4-Dichlorobenzene	50.0	49.1	98	7	30	70-130	
2-Hexanone	50.0	49.8	100	8	30	70-130	
Acetone	50.0	48.6	97	13	30	70-130	
Benzene	50.0	49.2	98	5	11	76-127	
Bromodichloromethane	50.0	48.3	97	6	30	70-130	
Bromoform	50.0	48.2	96	7	30	70-130	
Bromomethane	50.0	48.8	98	2	30	70-130	
Carbon disulfide	50.0	49.2	98	3	30	70-130	
Carbon tetrachloride	50.0	49.1	98	8	30	70-130	
Chlorobenzene	50.0	49.9	100	7	13	75-130	
Chlorodifluoromethane	50.0	47.0	94	3	30	70-130	
Chloroethane	50.0	47.8	96	6	30	70-130	
Chloroform	50.0	47.2	94	4	30	70-130	
Chloromethane	50.0	48.0	96	4	30	70-130	
cis-1,2-Dichloroethene	50.0	46.6	93	3	30	70-130	
cis-1,3-Dichloropropene	50.0	49.6	99	6	30	70-130	
Cyclohexane	50.0	50.4	101	7	30	70-130	
Dibromochloromethane	50.0	50.6	101	5	30	70-130	
Dichlorodifluoromethane	50.0	47.8	96	6	30	70-130	
Ethylbenzene	50.0	49.5	99	9	30	70-130	
Freon 11	50.0	48.1	96	4	30	70-130	
Freon 115	50.0	46.3	93	3	30	70-130	
Freon 123	50.0	47.9	96	3	30	70-130	
Freon 152a	50.0	48.1	96	2	30	70-130	
Isopropylbenzene	50.0	50.6	101	7	30	70-130	
m&p-Xylene	100	102	102	8	30	70-130	
Methyl acetate	50.0	50.4	101	1	30	70-130	

Column to be used to flag recovery and RPD values

FORM III OLM04.2/VOL

FORM III
GC/MS VOA LAB CONTROL SAMPLE DUPLICATE RECOVERY

Lab Name: TestAmerica Edison Job No.: 460-117039-1

SDG No.:

Matrix: Water Level: Low Lab File ID: V45820.D

Lab ID: LCSD 460-379369/5 Client ID:

COMPOUND	SPIKE ADDED (ug/L)	LCSD CONCENTRATION (ug/L)	LCSD % REC	% RPD	QC LIMITS RPD	QC LIMITS REC	#
Methyl ethyl ketone (MEK)	50.0	48.2	96	4	30	70-130	
Methyl isobutyl ketone (MIBK)	50.0	50.4	101	5	30	70-130	
Methyl tert-butyl ether	50.0	47.0	94	7	30	70-130	
Methylcyclohexane	50.0	53.1	106	3	30	70-130	
Methylene Chloride	50.0	47.1	94	4	30	70-130	
o-Xylene	50.0	49.3	99	9	30	70-130	
Styrene	50.0	49.4	99	9	30	70-130	
Tetrachloroethene	50.0	50.8	102	5	30	70-130	
Tetrachloroethene (PCE)	50.0	50.8	102	5	30	70-130	
Toluene	50.0	49.8	100	8	13	76-125	
trans-1,2-Dichloroethene	50.0	46.6	93	6	30	70-130	
trans-1,3-Dichloropropene	50.0	49.6	99	6	30	70-130	
Trichloroethene	50.0	51.6	103	4	14	71-120	
Trichloroethene (TCE)	50.0	51.6	103	4	14	71-120	
Vinyl chloride	50.0	47.9	96	4	30	70-130	
Xylenes, Total	150	151	101	8	30	70-130	

Column to be used to flag recovery and RPD values

FORM III OLM04.2/VOL

FORM IV
GC/MS VOA METHOD BLANK SUMMARY

Lab Name: TestAmerica Edison Job No.: 460-117039-1

SDG No.:

Lab File ID: V45852.D Lab Sample ID: MB 460-379470/8

Matrix: Water Heated Purge:(Y/N) N

Instrument ID: CVOAMS7 Date Analyzed: 07/16/2016 23:48

GC Column: Rtx-624 ID: 0.25(mm)

THIS METHOD BLANK APPLIES TO THE FOLLOWING SAMPLES:

CLIENT SAMPLE ID	LAB SAMPLE ID	LAB FILE ID	DATE ANALYZED
	LCS 460-379470/4	V45848.D	07/16/2016 22:16
	LCSD 460-379470/5	V45849.D	07/16/2016 22:39
QC-TB071116	460-117039-1	V45853.D	07/17/2016 00:10
QC-TB071216-XX	460-117039-16	V45854.D	07/17/2016 00:33
QC-EB071216-XX	460-117039-17	V45855.D	07/17/2016 00:59
MW-10GL-XX	460-117039-7	V45856.D	07/17/2016 01:22
MW-43MU-XX	460-117039-15	V45857.D	07/17/2016 01:45
MW-49MI-XX	460-117039-8	V45858.D	07/17/2016 02:08
MW-45MI-XX	460-117039-22	V45859.D	07/17/2016 02:30
MW-501-XX	460-117039-18	V45860.D	07/17/2016 02:53
MW-37ML-XX	460-117039-14	V45861.D	07/17/2016 03:16
MW-38ML-XX	460-117039-19	V45862.D	07/17/2016 03:39
MW-38MI-XX	460-117039-20	V45863.D	07/17/2016 04:02
MW-16ML-XX	460-117039-21	V45864.D	07/17/2016 04:25
MW-500XX	460-117039-11	V45866.D	07/17/2016 05:13
MW-43MI-XX MS	460-117039-13 MS	V45869.D	07/17/2016 06:22
MW-43MI-XX MSD	460-117039-13 MSD	V45870.D	07/17/2016 06:45
MW-45MI-XX MS	460-117039-22 MS	V45871.D	07/17/2016 07:08
MW-45MI-XX MSD	460-117039-22 MSD	V45872.D	07/17/2016 07:31
	STOBLK 460-379470/31	V45875.D	07/17/2016 08:40

FORM I
GC/MS VOA ORGANICS ANALYSIS DATA SHEET

Lab Name: TestAmerica Edison | Job No.: 460-117039-1

SDG No.:

Client Sample ID: | Lab Sample ID: MB 460-379470/8

Matrix: Water | Lab File ID: V45852.D

Analysis Method: OLM04.2/VOL | Date Collected:

Sample wt/vol: 5(mL) | Date Analyzed: 07/16/2016 23:48

Soil Aliquot Vol: | Dilution Factor: 1

Soil Extract Vol.: | GC Column: Rtx-624 ID: 0.25(mm)

% Moisture: | Level: (low/med) Low

Analysis Batch No.: 379470 | Units: ug/L

CAS NO.	COMPOUND NAME	RESULT	Q	RL	MDL
71-55-6	1,1,1-Trichloroethane	1.0	U	1.0	0.10
79-34-5	1,1,2,2-Tetrachloroethane	1.0	U	1.0	0.10
76-13-1	1,1,2-Trichloro-1,2,2-trifluoroethane	1.0	U	1.0	0.10
79-00-5	1,1,2-Trichloroethane	1.0	U	1.0	0.10
75-34-3	1,1-Dichloroethane	1.0	U	1.0	0.10
75-35-4	1,1-Dichloroethene	1.0	U	1.0	0.10
120-82-1	1,2,4-Trichlorobenzene	1.0	U	1.0	0.10
96-12-8	1,2-Dibromo-3-Chloropropane	1.0	U	1.0	0.10
106-93-4	1,2-Dibromoethane	1.0	U	1.0	0.10
95-50-1	1,2-Dichlorobenzene	1.0	U	1.0	0.10
107-06-2	1,2-Dichloroethane	1.0	U	1.0	0.10
78-87-5	1,2-Dichloropropane	1.0	U	1.0	0.10
541-73-1	1,3-Dichlorobenzene	1.0	U	1.0	0.10
106-46-7	1,4-Dichlorobenzene	1.0	U	1.0	0.10
591-78-6	2-Hexanone	1.0	U	1.0	0.10
67-64-1	Acetone	1.0	U	1.0	0.10
71-43-2	Benzene	1.0	U	1.0	0.10
75-27-4	Bromodichloromethane	1.0	U	1.0	0.10
75-25-2	Bromoform	1.0	U	1.0	0.10
74-83-9	Bromomethane	1.0	U	1.0	0.10
75-15-0	Carbon disulfide	1.0	U	1.0	0.10
56-23-5	Carbon tetrachloride	1.0	U	1.0	0.10
108-90-7	Chlorobenzene	1.0	U	1.0	0.10
75-45-6	Chlorodifluoromethane	1.0	U	1.0	0.10
75-00-3	Chloroethane	1.0	U	1.0	0.10
67-66-3	Chloroform	1.0	U	1.0	0.10
74-87-3	Chloromethane	1.0	U	1.0	0.10
156-59-2	cis-1,2-Dichloroethene	1.0	U	1.0	0.10
10061-01-5	cis-1,3-Dichloropropene	1.0	U	1.0	0.10
110-82-7	Cyclohexane	1.0	U	1.0	0.10
124-48-1	Dibromochloromethane	1.0	U	1.0	0.10
75-71-8	Dichlorodifluoromethane	1.0	U	1.0	0.10
100-41-4	Ethylbenzene	1.0	U	1.0	0.10
75-69-4	Freon 11	1.0	U	1.0	0.10
76-15-3	Freon 115	1.0	U	1.0	0.10

FORM I
GC/MS VOA ORGANICS ANALYSIS DATA SHEET

Lab Name: TestAmerica Edison | Job No.: 460-117039-1
SDG No.:
Client Sample ID: | Lab Sample ID: MB 460-379470/8
Matrix: Water | Lab File ID: V45852.D
Analysis Method: OLM04.2/VOL | Date Collected:
Sample wt/vol: 5(mL) | Date Analyzed: 07/16/2016 23:48
Soil Aliquot Vol: | Dilution Factor: 1
Soil Extract Vol.: | GC Column: Rtx-624 ID: 0.25(mm)
% Moisture: | Level: (low/med) Low
Analysis Batch No.: 379470 | Units: ug/L

CAS NO.	COMPOUND NAME	RESULT	Q	RL	MDL
306-83-2	Freon 123	1.0	U	1.0	0.10
75-37-6	Freon 152a	1.0	U	1.0	0.10
98-82-8	Isopropylbenzene	1.0	U	1.0	0.10
179601-23-1	m&p-Xylene	1.0	U	1.0	0.10
79-20-9	Methyl acetate	1.0	U	1.0	0.10
78-93-3	Methyl ethyl ketone (MEK)	1.0	U	1.0	0.10
108-10-1	Methyl isobutyl ketone (MIBK)	1.0	U	1.0	0.10
1634-04-4	Methyl tert-butyl ether	1.0	U	1.0	0.10
108-87-2	Methylcyclohexane	1.0	U	1.0	0.10
75-09-2	Methylene Chloride	1.0	U	1.0	0.10
95-47-6	o-Xylene	1.0	U	1.0	0.10
100-42-5	Styrene	1.0	U	1.0	0.10
127-18-4	Tetrachloroethene	1.0	U	1.0	0.10
108-88-3	Toluene	1.0	U	1.0	0.10
156-60-5	trans-1,2-Dichloroethene	1.0	U	1.0	0.10
10061-02-6	trans-1,3-Dichloropropene	1.0	U	1.0	0.10
79-01-6	Trichloroethene	1.0	U	1.0	0.10
75-01-4	Vinyl chloride	1.0	U	1.0	0.10
1330-20-7	Xylenes, Total	1.0	U	1.0	0.10

CAS NO.	SURROGATE	%REC	Q	LIMITS
17060-07-0	1,2-Dichloroethane-d4 (Surr)	114		76-114
460-00-4	Bromofluorobenzene	98		86-115
2037-26-5	Toluene-d8 (Surr)	101		88-110

FORM I
GC/MS VOA ORGANICS ANALYSIS DATA SHEET
TENTATIVELY IDENTIFIED COMPOUNDS

Lab Name: TestAmerica Edison
Job No.: 460-117039-1
SDG No.:
Client Sample ID:
Lab Sample ID: MB 460-379470/8
Matrix: Water
Lab File ID: V45852.D
Analysis Method: OLM04.2/VOL
Date Collected:
Sample wt/vol: 5(mL)
Date Analyzed: 07/16/2016 23:48
Soil Aliquot Vol:
Dilution Factor: 1
Soil Extract Vol.:
GC Column: Rtx-624 ID: 0.25(mm)
% Moisture:
Level: (low/med) Low
Analysis Batch No.: 379470
Units: ug/L
Number TICs Found: 0
TIC Result Total: 0

CAS NO.	COMPOUND NAME	RT	RESULT	Q	MATCH QUALITY
	Tentatively Identified Compound		None		

FORM III
GC/MS VOA LAB CONTROL SAMPLE RECOVERY

Lab Name: TestAmerica Edison Job No.: 460-117039-1

SDG No.:

Matrix: Water Level: Low Lab File ID: V45848.D

Lab ID: LCS 460-379470/4 Client ID:

COMPOUND	SPIKE ADDED (ug/L)	LCS CONCENTRATION (ug/L)	LCS % REC	QC LIMITS REC	#
1,1,1-Trichloroethane	50.0	50.4	101	70-130	
1,1,2,2-Tetrachloroethane	50.0	51.1	102	70-130	
1,1,2-Trichloro-1,2,2-trifluoroethane	50.0	53.3	107	70-130	
1,1,2-Trichloroethane	50.0	49.4	99	70-130	
1,1-Dichloroethane	50.0	49.9	100	70-130	
1,1-Dichloroethene	50.0	51.4	103	61-145	
1,2,4-Trichlorobenzene	50.0	53.5	107	70-130	
1,2-Dibromo-3-Chloropropane	50.0	51.9	104	70-130	
1,2-Dibromoethane	50.0	49.7	99	70-130	
1,2-Dichlorobenzene	50.0	50.4	101	70-130	
1,2-Dichloroethane	50.0	50.9	102	70-130	
1,2-Dichloropropane	50.0	49.3	99	70-130	
1,3-Dichlorobenzene	50.0	50.7	101	70-130	
1,4-Dichlorobenzene	50.0	51.2	102	70-130	
2-Hexanone	50.0	52.3	105	70-130	
Acetone	50.0	48.6	97	70-130	
Benzene	50.0	48.1	96	76-127	
Bromodichloromethane	50.0	49.0	98	70-130	
Bromoform	50.0	49.0	98	70-130	
Bromomethane	50.0	51.9	104	70-130	
Carbon disulfide	50.0	51.9	104	70-130	
Carbon tetrachloride	50.0	52.0	104	70-130	
Chlorobenzene	50.0	50.5	101	75-130	
Chlorodifluoromethane	50.0	51.9	104	70-130	
Chloroethane	50.0	52.2	104	70-130	
Chloroform	50.0	51.0	102	70-130	
Chloromethane	50.0	50.6	101	70-130	
cis-1,2-Dichloroethene	50.0	51.2	102	70-130	
cis-1,3-Dichloropropene	50.0	49.0	98	70-130	
Cyclohexane	50.0	52.4	105	70-130	
Dibromochloromethane	50.0	49.1	98	70-130	
Dichlorodifluoromethane	50.0	52.3	105	70-130	
Ethylbenzene	50.0	51.7	103	70-130	
Freon 11	50.0	52.4	105	70-130	
Freon 115	50.0	52.1	104	70-130	
Freon 123	50.0	51.9	104	70-130	
Freon 152a	50.0	52.5	105	70-130	
Isopropylbenzene	50.0	52.5	105	70-130	
m&p-Xylene	100	102	102	70-130	
Methyl acetate	50.0	48.4	97	70-130	
Methyl ethyl ketone (MEK)	50.0	50.9	102	70-130	

Column to be used to flag recovery and RPD values

FORM III OLM04.2/VOL

FORM III
GC/MS VOA LAB CONTROL SAMPLE RECOVERY

Lab Name: TestAmerica Edison Job No.: 460-117039-1

SDG No.:

Matrix: Water Level: Low Lab File ID: V45848.D

Lab ID: LCS 460-379470/4 Client ID:

COMPOUND	SPIKE ADDED (ug/L)	LCS CONCENTRATION (ug/L)	LCS % REC	QC LIMITS REC	#
Methyl isobutyl ketone (MIBK)	50.0	50.7	101	70-130	
Methyl tert-butyl ether	50.0	49.6	99	70-130	
Methylcyclohexane	50.0	53.4	107	70-130	
Methylene Chloride	50.0	49.5	99	70-130	
o-Xylene	50.0	50.3	101	70-130	
Styrene	50.0	50.6	101	70-130	
Tetrachloroethene	50.0	52.2	104	70-130	
Toluene	50.0	49.5	99	76-125	
trans-1,2-Dichloroethene	50.0	52.7	105	70-130	
trans-1,3-Dichloropropene	50.0	50.3	101	70-130	
Trichloroethene	50.0	50.5	101	71-120	
Vinyl chloride	50.0	52.8	106	70-130	
Xylenes, Total	150	153	102	70-130	

Column to be used to flag recovery and RPD values

FORM III OLM04.2/VOL

FORM III
GC/MS VOA LAB CONTROL SAMPLE DUPLICATE RECOVERY

Lab Name: TestAmerica Edison Job No.: 460-117039-1

SDG No.:

Matrix: Water Level: Low Lab File ID: V45849.D

Lab ID: LCSD 460-379470/5 Client ID:

COMPOUND	SPIKE ADDED (ug/L)	LCSD CONCENTRATION (ug/L)	LCSD % REC	% RPD	QC LIMITS RPD	QC LIMITS REC	#
1,1,1-Trichloroethane	50.0	49.1	98	3	30	70-130	
1,1,2,2-Tetrachloroethane	50.0	50.8	102	1	30	70-130	
1,1,2-Trichloro-1,2,2-trifluoroethane	50.0	53.2	106	0	30	70-130	
1,1,2-Trichloroethane	50.0	49.7	99	1	30	70-130	
1,1-Dichloroethane	50.0	51.3	103	3	30	70-130	
1,1-Dichloroethene	50.0	53.1	106	3	14	61-145	
1,2,4-Trichlorobenzene	50.0	52.3	105	2	30	70-130	
1,2-Dibromo-3-Chloropropane	50.0	50.4	101	3	30	70-130	
1,2-Dibromoethane	50.0	48.3	97	3	30	70-130	
1,2-Dichlorobenzene	50.0	50.3	101	0	30	70-130	
1,2-Dichloroethane	50.0	53.2	106	4	30	70-130	
1,2-Dichloropropane	50.0	49.8	100	1	30	70-130	
1,3-Dichlorobenzene	50.0	50.7	101	0	30	70-130	
1,4-Dichlorobenzene	50.0	50.7	101	1	30	70-130	
2-Hexanone	50.0	53.3	107	2	30	70-130	
Acetone	50.0	53.6	107	10	30	70-130	
Benzene	50.0	47.3	95	2	11	76-127	
Bromodichloromethane	50.0	49.2	98	0	30	70-130	
Bromoform	50.0	49.6	99	1	30	70-130	
Bromomethane	50.0	50.8	102	2	30	70-130	
Carbon disulfide	50.0	52.1	104	1	30	70-130	
Carbon tetrachloride	50.0	49.5	99	5	30	70-130	
Chlorobenzene	50.0	48.5	97	4	13	75-130	
Chlorodifluoromethane	50.0	53.0	106	2	30	70-130	
Chloroethane	50.0	52.5	105	1	30	70-130	
Chloroform	50.0	53.0	106	4	30	70-130	
Chloromethane	50.0	51.4	103	2	30	70-130	
cis-1,2-Dichloroethene	50.0	51.9	104	1	30	70-130	
cis-1,3-Dichloropropene	50.0	49.2	98	0	30	70-130	
Cyclohexane	50.0	51.0	102	3	30	70-130	
Dibromochloromethane	50.0	49.3	99	0	30	70-130	
Dichlorodifluoromethane	50.0	51.9	104	1	30	70-130	
Ethylbenzene	50.0	49.4	99	4	30	70-130	
Freon 11	50.0	53.1	106	1	30	70-130	
Freon 115	50.0	53.9	108	3	30	70-130	
Freon 123	50.0	53.2	106	2	30	70-130	
Freon 152a	50.0	54.0	108	3	30	70-130	
Isopropylbenzene	50.0	50.8	102	3	30	70-130	
m&p-Xylene	100	98.5	99	4	30	70-130	
Methyl acetate	50.0	54.8	110	13	30	70-130	
Methyl ethyl ketone (MEK)	50.0	54.7	109	7	30	70-130	

Column to be used to flag recovery and RPD values

FORM III OLM04.2/VOL

FORM III
GC/MS VOA LAB CONTROL SAMPLE DUPLICATE RECOVERY

Lab Name: TestAmerica Edison Job No.: 460-117039-1

SDG No.:

Matrix: Water Level: Low Lab File ID: V45849.D

Lab ID: LCSD 460-379470/5 Client ID:

COMPOUND	SPIKE ADDED (ug/L)	LCSD CONCENTRATION (ug/L)	LCSD % REC	% RPD	QC LIMITS RPD	QC LIMITS REC	#
Methyl isobutyl ketone (MIBK)	50.0	49.3	99	3	30	70-130	
Methyl tert-butyl ether	50.0	52.3	105	5	30	70-130	
Methylcyclohexane	50.0	51.0	102	5	30	70-130	
Methylene Chloride	50.0	52.0	104	5	30	70-130	
o-Xylene	50.0	48.5	97	4	30	70-130	
Styrene	50.0	49.6	99	2	30	70-130	
Tetrachloroethene	50.0	48.1	96	8	30	70-130	
Toluene	50.0	49.1	98	1	13	76-125	
trans-1,2-Dichloroethene	50.0	52.9	106	1	30	70-130	
trans-1,3-Dichloropropene	50.0	50.2	100	0	30	70-130	
Trichloroethene	50.0	48.5	97	4	14	71-120	
Vinyl chloride	50.0	53.6	107	2	30	70-130	
Xylenes, Total	150	147	98	4	30	70-130	

Column to be used to flag recovery and RPD values

FORM III OLM04.2/VOL

FORM III
GC/MS VOA MATRIX SPIKE RECOVERY

Lab Name: TestAmerica Edison Job No.: 460-117039-1

SDG No.:

Matrix: Water Level: Low Lab File ID: V45869.D

Lab ID: 460-117039-13 MS Client ID: MW-43MI-XX MS

COMPOUND	SPIKE ADDED (ug/L)	SAMPLE CONCENTRATION (ug/L)	MS CONCENTRATION (ug/L)	MS % REC	QC LIMITS REC	#
1,1,1-Trichloroethane	50.0	1.0 U	41.6	83	70-130	
1,1,2,2-Tetrachloroethane	50.0	1.0 U	46.3	93	70-130	
1,1,2-Trichloro-1,2,2-trifluoroethane	50.0	2.4	36.4	68	70-130	F1
1,1,2-Trichloroethane	50.0	1.0 U	43.9	88	70-130	
1,1-Dichloroethane	50.0	1.0 U	40.7	81	70-130	
1,1-Dichloroethene	50.0	1.0 U	38.7	77	61-145	
1,2,4-Trichlorobenzene	50.0	1.0 U	38.5	77	70-130	
1,2-Dibromo-3-Chloropropane	50.0	1.0 U	44.0	88	70-130	
1,2-Dibromoethane	50.0	1.0 U	44.3	89	70-130	
1,2-Dichlorobenzene	50.0	1.0 U	42.6	85	70-130	
1,2-Dichloroethane	50.0	1.0 U	42.5	85	70-130	
1,2-Dichloropropane	50.0	1.0 U	42.0	84	70-130	
1,3-Dichlorobenzene	50.0	1.0 U	41.8	84	70-130	
1,4-Dichlorobenzene	50.0	1.0 U	41.7	83	70-130	
2-Hexanone	50.0	1.0 U	44.7	89	70-130	
Acetone	50.0	1.0 U	37.7	75	70-130	
Benzene	50.0	1.0 U	40.9	82	76-127	
Bromodichloromethane	50.0	1.0 U	43.0	86	70-130	
Bromoform	50.0	1.0 U	43.9	88	70-130	
Bromomethane	50.0	1.0 U	38.3	77	70-130	
Carbon disulfide	50.0	1.0 U	38.4	77	70-130	
Carbon tetrachloride	50.0	1.0 U	40.1	80	70-130	
Chlorobenzene	50.0	1.0 U	42.5	85	75-130	
Chlorodifluoromethane	50.0	3.7	40.4	73	70-130	
Chloroethane	50.0	1.0 U	39.4	79	70-130	
Chloroform	50.0	0.18 J	41.7	83	70-130	
Chloromethane	50.0	1.0 U	38.2	76	70-130	
cis-1,2-Dichloroethene	50.0	39	75.8	73	70-130	
cis-1,3-Dichloropropene	50.0	1.0 U	38.3	77	70-130	
Cyclohexane	50.0	1.0 U	36.6	73	70-130	
Dibromochloromethane	50.0	1.0 U	44.3	89	70-130	
Dichlorodifluoromethane	50.0	1.0 U	33.8	68	70-130	F1
Ethylbenzene	50.0	1.0 U	40.6	81	70-130	
Freon 11	50.0	0.11 J	36.4	73	70-130	
Freon 115	50.0	1.0 U	26.6	53	70-130	F1
Freon 123	50.0	1.0 U	40.0	80	70-130	
Freon 152a	50.0	1.0 U	37.4	75	70-130	
Isopropylbenzene	50.0	1.0 U	41.0	82	70-130	
m&p-Xylene	100	1.0 U	83.7	84	70-130	
Methyl acetate	50.0	1.0 U	35.6	71	70-130	
Methyl ethyl ketone (MEK)	50.0	1.0 U	43.4	87	70-130	

Column to be used to flag recovery and RPD values

FORM III OLM04.2/VOL

FORM III
GC/MS VOA MATRIX SPIKE RECOVERY

Lab Name: TestAmerica Edison Job No.: 460-117039-1

SDG No.:

Matrix: Water Level: Low Lab File ID: V45869.D

Lab ID: 460-117039-13 MS Client ID: MW-43MI-XX MS

COMPOUND	SPIKE ADDED (ug/L)	SAMPLE CONCENTRATION (ug/L)	MS CONCENTRATION (ug/L)	MS % REC	QC LIMITS REC	#
Methyl isobutyl ketone (MIBK)	50.0	1.0 U	44.6	89	70-130	
Methyl tert-butyl ether	50.0	1.0 U	40.8	82	70-130	
Methylcyclohexane	50.0	1.0 U	34.9	70	70-130	
Methylene Chloride	50.0	1.0 U	40.9	82	70-130	
o-Xylene	50.0	1.0 U	41.7	83	70-130	
Styrene	50.0	1.0 U	41.6	83	70-130	
Tetrachloroethene	50.0	6.7	45.5	78	70-130	
Toluene	50.0	1.0 U	42.4	85	76-125	
trans-1,2-Dichloroethene	50.0	1.0 U	39.3	79	70-130	
trans-1,3-Dichloropropene	50.0	1.0 U	39.5	79	70-130	
Trichloroethene	50.0	16	53.2	74	71-120	
Vinyl chloride	50.0	1.0 U	38.2	76	70-130	
Xylenes, Total	150	1.0 U	125	84	70-130	

Column to be used to flag recovery and RPD values

FORM III OLM04.2/VOL

FORM III
GC/MS VOA MATRIX SPIKE DUPLICATE RECOVERY

Lab Name: TestAmerica Edison Job No.: 460-117039-1

SDG No.:

Matrix: Water Level: Low Lab File ID: V45870.D

Lab ID: 460-117039-13 MSD Client ID: MW-43MI-XX MSD

COMPOUND	SPIKE ADDED (ug/L)	MSD CONCENTRATION (ug/L)	MSD % REC	% RPD	QC LIMITS RPD	QC LIMITS REC	#
1,1,1-Trichloroethane	50.0	42.0	84	1	30	70-130	
1,1,2,2-Tetrachloroethane	50.0	48.4	97	4	30	70-130	
1,1,2-Trichloro-1,2,2-trifluoroethane	50.0	35.0	65	4	30	70-130	F1
1,1,2-Trichloroethane	50.0	43.7	87	1	30	70-130	
1,1-Dichloroethane	50.0	42.6	85	5	30	70-130	
1,1-Dichloroethene	50.0	39.5	79	2	14	61-145	
1,2,4-Trichlorobenzene	50.0	42.5	85	10	30	70-130	
1,2-Dibromo-3-Chloropropane	50.0	43.9	88	0	30	70-130	
1,2-Dibromoethane	50.0	44.5	89	0	30	70-130	
1,2-Dichlorobenzene	50.0	43.9	88	3	30	70-130	
1,2-Dichloroethane	50.0	43.3	87	2	30	70-130	
1,2-Dichloropropane	50.0	42.6	85	1	30	70-130	
1,3-Dichlorobenzene	50.0	43.8	88	5	30	70-130	
1,4-Dichlorobenzene	50.0	43.7	87	5	30	70-130	
2-Hexanone	50.0	44.7	89	0	30	70-130	
Acetone	50.0	45.2	90	18	30	70-130	
Benzene	50.0	41.3	83	1	11	76-127	
Bromodichloromethane	50.0	41.7	83	3	30	70-130	
Bromoform	50.0	42.7	85	3	30	70-130	
Bromomethane	50.0	40.2	80	5	30	70-130	
Carbon disulfide	50.0	39.9	80	4	30	70-130	
Carbon tetrachloride	50.0	42.0	84	5	30	70-130	
Chlorobenzene	50.0	45.0	90	6	13	75-130	
Chlorodifluoromethane	50.0	42.4	78	5	30	70-130	
Chloroethane	50.0	40.2	80	2	30	70-130	
Chloroform	50.0	42.8	85	3	30	70-130	
Chloromethane	50.0	40.2	80	5	30	70-130	
cis-1,2-Dichloroethene	50.0	76.4	74	1	30	70-130	
cis-1,3-Dichloropropene	50.0	38.1	76	1	30	70-130	
Cyclohexane	50.0	35.7	71	2	30	70-130	
Dibromochloromethane	50.0	45.0	90	2	30	70-130	
Dichlorodifluoromethane	50.0	33.1	66	2	30	70-130	F1
Ethylbenzene	50.0	45.3	91	11	30	70-130	
Freon 11	50.0	37.7	75	3	30	70-130	
Freon 115	50.0	23.0	46	14	30	70-130	F1
Freon 123	50.0	40.2	80	0	30	70-130	
Freon 152a	50.0	41.4	83	10	30	70-130	
Isopropylbenzene	50.0	43.8	88	6	30	70-130	
m&p-Xylene	100	90.0	90	7	30	70-130	
Methyl acetate	50.0	37.3	75	5	30	70-130	
Methyl ethyl ketone (MEK)	50.0	43.3	87	0	30	70-130	

Column to be used to flag recovery and RPD values

FORM III OLM04.2/VOL

FORM III
GC/MS VOA MATRIX SPIKE DUPLICATE RECOVERY

Lab Name: TestAmerica Edison Job No.: 460-117039-1

SDG No.:

Matrix: Water Level: Low Lab File ID: V45870.D

Lab ID: 460-117039-13 MSD Client ID: MW-43MI-XX MSD

COMPOUND	SPIKE ADDED (ug/L)	MSD CONCENTRATION (ug/L)	MSD % REC	% RPD	QC LIMITS RPD	QC LIMITS REC	#
Methyl isobutyl ketone (MIBK)	50.0	44.1	88	1	30	70-130	
Methyl tert-butyl ether	50.0	40.6	81	0	30	70-130	
Methylcyclohexane	50.0	33.4	67	4	30	70-130	F1
Methylene Chloride	50.0	42.0	84	3	30	70-130	
o-Xylene	50.0	44.4	89	6	30	70-130	
Styrene	50.0	44.5	89	7	30	70-130	
Tetrachloroethene	50.0	48.1	83	6	30	70-130	
Toluene	50.0	44.8	90	6	13	76-125	
trans-1,2-Dichloroethene	50.0	41.9	84	6	30	70-130	
trans-1,3-Dichloropropene	50.0	40.0	80	1	30	70-130	
Trichloroethene	50.0	53.5	75	0	14	71-120	
Vinyl chloride	50.0	40.4	81	6	30	70-130	
Xylenes, Total	150	134	90	7	30	70-130	

Column to be used to flag recovery and RPD values

FORM III OLM04.2/VOL

FORM III
GC/MS VOA MATRIX SPIKE RECOVERY

Lab Name: TestAmerica Edison Job No.: 460-117039-1

SDG No.:

Matrix: Water Level: Low Lab File ID: V45871.D

Lab ID: 460-117039-22 MS Client ID: MW-45MI-XX MS

COMPOUND	SPIKE ADDED (ug/L)	SAMPLE CONCENTRATION (ug/L)	MS CONCENTRATION (ug/L)	MS % REC	QC LIMITS REC	#
1,1,1-Trichloroethane	50.0	1.0 U	42.6	85	70-130	
1,1,2,2-Tetrachloroethane	50.0	1.0 U	47.4	95	70-130	
1,1,2-Trichloro-1,2,2-trifluoroethane	50.0	3.1	40.7	75	70-130	
1,1,2-Trichloroethane	50.0	1.0 U	43.4	87	70-130	
1,1-Dichloroethane	50.0	1.0 U	42.2	84	70-130	
1,1-Dichloroethene	50.0	1.0 U	40.6	81	61-145	
1,2,4-Trichlorobenzene	50.0	1.0 U	44.8	90	70-130	
1,2-Dibromo-3-Chloropropane	50.0	1.0 U	45.6	91	70-130	
1,2-Dibromoethane	50.0	1.0 U	42.8	86	70-130	
1,2-Dichlorobenzene	50.0	1.0 U	43.3	87	70-130	
1,2-Dichloroethane	50.0	1.0 U	41.6	83	70-130	
1,2-Dichloropropane	50.0	1.0 U	41.9	84	70-130	
1,3-Dichlorobenzene	50.0	1.0 U	43.3	87	70-130	
1,4-Dichlorobenzene	50.0	1.0 U	43.7	87	70-130	
2-Hexanone	50.0	1.0 U	45.7	91	70-130	
Acetone	50.0	1.0 U	41.4	83	70-130	
Benzene	50.0	1.0 U	41.4	83	76-127	
Bromodichloromethane	50.0	1.0 U	41.7	83	70-130	
Bromoform	50.0	1.0 U	44.3	89	70-130	
Bromomethane	50.0	1.0 U	39.8	80	70-130	
Carbon disulfide	50.0	1.0 U	40.5	81	70-130	
Carbon tetrachloride	50.0	1.0 U	42.5	85	70-130	
Chlorobenzene	50.0	1.0 U	44.0	88	75-130	
Chlorodifluoromethane	50.0	1.0 U	40.8	82	70-130	
Chloroethane	50.0	1.0 U	39.8	80	70-130	
Chloroform	50.0	0.61 J	42.5	84	70-130	
Chloromethane	50.0	1.0 U	39.3	79	70-130	
cis-1,2-Dichloroethene	50.0	40	75.1	71	70-130	
cis-1,3-Dichloropropene	50.0	1.0 U	41.7	83	70-130	
Cyclohexane	50.0	1.0 U	40.2	80	70-130	
Dibromochloromethane	50.0	1.0 U	43.5	87	70-130	
Dichlorodifluoromethane	50.0	1.0 U	37.6	75	70-130	
Ethylbenzene	50.0	1.0 U	44.3	89	70-130	
Freon 11	50.0	0.63 J	39.3	77	70-130	
Freon 115	50.0	1.0 U	39.1	78	70-130	
Freon 123	50.0	1.0 U	41.7	83	70-130	
Freon 152a	50.0	1.0 U	40.1	80	70-130	
Isopropylbenzene	50.0	1.0 U	43.7	87	70-130	
m&p-Xylene	100	1.0 U	88.7	89	70-130	
Methyl acetate	50.0	1.0 U	39.8	80	70-130	
Methyl ethyl ketone (MEK)	50.0	1.0 U	40.8	82	70-130	

Column to be used to flag recovery and RPD values

FORM III OLM04.2/VOL

FORM III
GC/MS VOA MATRIX SPIKE RECOVERY

Lab Name: TestAmerica Edison Job No.: 460-117039-1

SDG No.:

Matrix: Water Level: Low Lab File ID: V45871.D

Lab ID: 460-117039-22 MS Client ID: MW-45MI-XX MS

COMPOUND	SPIKE ADDED (ug/L)	SAMPLE CONCENTRATION (ug/L)	MS CONCENTRATION (ug/L)	MS % REC	QC LIMITS REC	#
Methyl isobutyl ketone (MIBK)	50.0	1.0 U	44.3	89	70-130	
Methyl tert-butyl ether	50.0	1.0 U	39.6	79	70-130	
Methylcyclohexane	50.0	1.0 U	40.2	80	70-130	
Methylene Chloride	50.0	1.0 U	39.5	79	70-130	
o-Xylene	50.0	1.0 U	43.7	87	70-130	
Styrene	50.0	1.0 U	43.5	87	70-130	
Tetrachloroethene	50.0	3.6	45.8	84	70-130	
Toluene	50.0	1.0 U	43.7	87	76-125	
trans-1,2-Dichloroethene	50.0	1.6	41.5	80	70-130	
trans-1,3-Dichloropropene	50.0	1.0 U	42.5	85	70-130	
Trichloroethene	50.0	29	67.2	77	71-120	
Vinyl chloride	50.0	1.0 U	41.1	82	70-130	
Xylenes, Total	150	1.0 U	132	88	70-130	

Column to be used to flag recovery and RPD values

FORM III OLM04.2/VOL

FORM III
GC/MS VOA MATRIX SPIKE DUPLICATE RECOVERY

Lab Name: TestAmerica Edison Job No.: 460-117039-1

SDG No.:

Matrix: Water Level: Low Lab File ID: V45872.D

Lab ID: 460-117039-22 MSD Client ID: MW-45MI-XX MSD

COMPOUND	SPIKE ADDED (ug/L)	MSD CONCENTRATION (ug/L)	MSD % REC	% RPD	QC LIMITS RPD	QC LIMITS REC	#
1,1,1-Trichloroethane	50.0	43.6	87	2	30	70-130	
1,1,2,2-Tetrachloroethane	50.0	48.6	97	2	30	70-130	
1,1,2-Trichloro-1,2,2-trifluoroethane	50.0	45.3	85	11	30	70-130	
1,1,2-Trichloroethane	50.0	43.7	87	0	30	70-130	
1,1-Dichloroethane	50.0	43.0	86	2	30	70-130	
1,1-Dichloroethene	50.0	43.4	87	7	14	61-145	
1,2,4-Trichlorobenzene	50.0	47.2	94	5	30	70-130	
1,2-Dibromo-3-Chloropropane	50.0	48.2	96	5	30	70-130	
1,2-Dibromoethane	50.0	46.0	92	7	30	70-130	
1,2-Dichlorobenzene	50.0	46.6	93	7	30	70-130	
1,2-Dichloroethane	50.0	43.0	86	3	30	70-130	
1,2-Dichloropropane	50.0	44.4	89	6	30	70-130	
1,3-Dichlorobenzene	50.0	46.5	93	7	30	70-130	
1,4-Dichlorobenzene	50.0	46.2	92	6	30	70-130	
2-Hexanone	50.0	46.2	92	1	30	70-130	
Acetone	50.0	44.7	89	8	30	70-130	
Benzene	50.0	42.3	85	2	11	76-127	
Bromodichloromethane	50.0	43.5	87	4	30	70-130	
Bromoform	50.0	44.4	89	0	30	70-130	
Bromomethane	50.0	43.7	87	9	30	70-130	
Carbon disulfide	50.0	44.3	89	9	30	70-130	
Carbon tetrachloride	50.0	46.0	92	8	30	70-130	
Chlorobenzene	50.0	46.1	92	5	13	75-130	
Chlorodifluoromethane	50.0	45.1	90	10	30	70-130	
Chloroethane	50.0	44.8	90	12	30	70-130	
Chloroform	50.0	43.5	86	2	30	70-130	
Chloromethane	50.0	42.5	85	8	30	70-130	
cis-1,2-Dichloroethene	50.0	79.5	80	6	30	70-130	
cis-1,3-Dichloropropene	50.0	43.6	87	4	30	70-130	
Cyclohexane	50.0	42.8	86	6	30	70-130	
Dibromochloromethane	50.0	46.6	93	7	30	70-130	
Dichlorodifluoromethane	50.0	42.1	84	11	30	70-130	
Ethylbenzene	50.0	46.3	93	5	30	70-130	
Freon 11	50.0	44.1	87	11	30	70-130	
Freon 115	50.0	42.8	86	9	30	70-130	
Freon 123	50.0	45.7	91	9	30	70-130	
Freon 152a	50.0	44.6	89	11	30	70-130	
Isopropylbenzene	50.0	47.9	96	9	30	70-130	
m&p-Xylene	100	92.8	93	4	30	70-130	
Methyl acetate	50.0	41.9	84	5	30	70-130	
Methyl ethyl ketone (MEK)	50.0	45.2	90	10	30	70-130	

Column to be used to flag recovery and RPD values

FORM III OLM04.2/VOL

FORM III
GC/MS VOA MATRIX SPIKE DUPLICATE RECOVERY

Lab Name: TestAmerica Edison Job No.: 460-117039-1

SDG No.:

Matrix: Water Level: Low Lab File ID: V45872.D

Lab ID: 460-117039-22 MSD Client ID: MW-45MI-XX MSD

COMPOUND	SPIKE ADDED (ug/L)	MSD CONCENTRATION (ug/L)	MSD % REC	% RPD	QC LIMITS RPD	QC LIMITS REC	#
Methyl isobutyl ketone (MIBK)	50.0	45.5	91	3	30	70-130	
Methyl tert-butyl ether	50.0	42.8	86	8	30	70-130	
Methylcyclohexane	50.0	42.4	85	5	30	70-130	
Methylene Chloride	50.0	43.9	88	11	30	70-130	
o-Xylene	50.0	46.0	92	5	30	70-130	
Styrene	50.0	44.6	89	2	30	70-130	
Tetrachloroethene	50.0	49.0	91	7	30	70-130	
Toluene	50.0	46.7	93	6	13	76-125	
trans-1,2-Dichloroethene	50.0	43.9	85	6	30	70-130	
trans-1,3-Dichloropropene	50.0	43.0	86	1	30	70-130	
Trichloroethene	50.0	67.4	77	0	14	71-120	
Vinyl chloride	50.0	44.3	89	8	30	70-130	
Xylenes, Total	150	139	93	5	30	70-130	

Column to be used to flag recovery and RPD values

FORM III OLM04.2/VOL

FORM V
GC/MS VOA INSTRUMENT PERFORMANCE CHECK
BROMOFLUOROBENZENE (BFB)

Lab Name: TestAmerica Edison Job No.: 460-117039-1

SDG No.:

Lab File ID: V45683.D BFB Injection Date: 07/07/2016

Instrument ID: CVOAMS7 BFB Injection Time: 02:48

Analysis Batch No.: 377690

M/E	ION ABUNDANCE CRITERIA	% RELATIVE ABUNDANCE	
50	8.0 - 40.0% of mass 95	17.7	
75	30.0 - 66.0% of mass 95	51.1	
95	Base peak, 100% relative abundance	100.0	
96	5.0 - 9.0% of mass 95	6.3	
173	Less than 2.0% of mass 174	1.6	(1.4) 1
174	50.0 - 120.0% of mass 95	111.3	
175	4.0 - 9.0 % of mass 174	8.8	(7.9) 1
176	93.0 - 101.0% of mass 174	107.7	(96.7) 1
177	5.0 - 9.0% of mass 176	7.0	(6.5) 2

1-Value is % mass 174 2-Value is % mass 176

THIS CHECK APPLIES TO THE FOLLOWING SAMPLES, MS, MSD, BLANKS AND STANDARDS:

CLIENT SAMPLE ID	LAB SAMPLE ID	LAB FILE ID	DATE ANALYZED	TIME ANALYZED
	STD1 460-377690/3	V45685.D	07/07/2016	03:38
	STD20 460-377690/4	V45686.D	07/07/2016	04:02
	STD100 460-377690/5	V45687.D	07/07/2016	04:26
	STD200 460-377690/6	V45688.D	07/07/2016	04:51
	STD50 460-377690/9	V45691.D	07/07/2016	06:17

FORM VI
GC/MS VOA BY INTERNAL STANDARD - INITIAL CALIBRATION DATA
CURVE EVALUATION

Lab Name: TestAmerica Edison Job No.: 460-117039-1 Analy Batch No.: 377690

SDG No.:

Instrument ID: CVOAMS7 GC Column: Rtx-624 ID: 0.25(mm) Heated Purge: (Y/N) N

Calibration Start Date: 07/07/2016 03:38 Calibration End Date: 07/07/2016 06:17 Calibration ID: 56633

Calibration Files:

LEVEL:	LAB SAMPLE ID:	LAB FILE ID:
Level 1	STD1 460-377690/3	V45685.D
Level 2	STD20 460-377690/4	V45686.D
Level 3	STD50 460-377690/9	V45691.D
Level 4	STD100 460-377690/5	V45687.D
Level 5	STD200 460-377690/6	V45688.D

ANALYTE	RRF					CURVE TYPE	COEFFICIENT			#	MIN RRF	%RSD	#	MAX %RSD	R^2 OR COD	#	MIN R^2 OR COD
	LVL 1	LVL 2	LVL 3	LVL 4	LVL 5		B	M1	M2								
Freon 115	0.1075	0.1850	0.1843	0.2052	0.2094	Ave		0.1783			0.0100	23.1		100.0			
Chlorotrifluoromethane	0.3066	0.4014	0.3838	0.4615	0.4582	Ave		0.4023			0.0100	15.8		100.0			
Chlorotrifluoroethene	0.4766	0.4743	0.5185	0.5791	0.6125	Ave		0.5322			0.0100	11.6		100.0			
Freon 152a	1.9455	1.6223	1.6183	1.7841	1.8071	Ave		1.7555			0.0100	7.9		100.0			
Dichlorodifluoromethane	1.4323	1.3006	1.2226	1.2409	1.1838	Ave		1.2760			0.0100	7.6		100.0			
Chlorodifluoromethane	3.4231	2.2348	2.0876	2.2810	2.3244	Ave		2.4702			0.0100	21.9		100.0			
Chloromethane	2.3433	2.0461	1.9831	2.0555	2.1495	Ave		2.1155			0.0100	6.6		100.0			
Vinyl chloride	1.9618	1.6858	1.8242	1.8076	1.9872	Ave		1.8533			0.1000	6.6		20.5			
Bromomethane	0.9232	0.9412	1.0731	1.0159	1.1267	Ave		1.0160			0.1000	8.5		20.5			
Chloroethane	1.4824	1.1213	1.1630	1.1733	1.2158	Ave		1.2312			0.0100	11.7		100.0			
Freon 11	2.8303	2.9652	2.6932	2.8110	2.5257	Ave		2.7651			0.0100	6.0		100.0			
1,2-Dichloro-1,1,2-trifluoroethane	2.0637	1.6118	1.5594	1.7476	1.7419	Ave		1.7449			0.0100	11.2		100.0			
Freon 123	2.3226	1.9259	1.9501	2.1080	2.1092	Ave		2.0832			0.0100	7.6		100.0			
1,1,2-Trichloro-1,2,2-trifluoroethane	1.2595	1.5198	1.3514	1.4744	1.3176	Ave		1.3845			0.0100	7.9		100.0			
1,1-Dichloroethene	1.5093	1.3364	1.5067	1.4851	1.5658	Ave		1.4807			0.1000	5.8		20.5			
Acetone	1.5190	0.5344	0.5657	0.6761	0.6509	Ave		0.7892			0.0100	52.2		100.0			
Carbon disulfide	5.7008	4.2982	4.5925	4.6170	4.7095	Ave		4.7836			0.0100	11.2		100.0			
Methyl acetate	1.5235	1.6206	1.5755	1.5887	1.5910	Ave		1.5799			0.0100	2.3		100.0			
Methylene Chloride	2.2179	1.9341	1.8917	1.8664	1.8392	Ave		1.9499			0.0100	7.9		100.0			
Methyl tert-butyl ether	5.1754	5.7826	5.9839	6.1124	6.0593	Ave		5.8227			0.0100	6.6		100.0			
trans-1,2-Dichloroethene	1.9227	1.6757	1.7137	1.7072	1.7761	Ave		1.7591			0.0100	5.6		100.0			
1,1-Dichloroethane	3.1086	2.9843	2.9178	2.9362	2.9989	Ave		2.9892			0.2000	2.5		20.5			
cis-1,2-Dichloroethene	1.8716	1.9163	1.9267	1.9641	2.0181	Ave		1.9393			0.0100	2.8		100.0			
Methyl ethyl ketone (MEK)	1.0068	0.8191	0.8953	0.9413	0.9437	Ave		0.9212			0.0100	7.5		100.0			
Chloroform	3.5800	3.3244	3.3493	3.4124	3.4204	Ave		3.4173			0.2000	2.9		20.5			
Cyclohexane	0.3222	0.3780	0.3807	0.4027	0.3625	Ave		0.3692			0.0100	8.1		100.0			
1,1,1-Trichloroethane	0.6554	0.4962	0.5268	0.5437	0.5568	Ave		0.5558			0.1000	10.8		20.5			
Carbon tetrachloride	0.3826	0.3199	0.3841	0.4172	0.4474	Ave		0.3902			0.1000	12.2		20.5			
Benzene	1.2749	1.1981	1.2005	1.2340	1.2595	Ave		1.2334			0.5000	2.8		20.5			
1,2-Dichloroethane	2.7287	2.8295	2.8251	2.8581	2.8426	Ave		2.8168			0.1000	1.8		20.5			
Trichloroethene	0.4151	0.3378	0.3462	0.3628	0.3647	Ave		0.3653			0.3000	8.2		20.5			
Methylcyclohexane	0.3325	0.4174	0.4115	0.4363	0.3840	Ave		0.3964			0.0100	10.2		100.0			

Note: The m1 coefficient is the same as Ave RRF for an Ave curve type.

FORM VI
GC/MS VOA BY INTERNAL STANDARD - INITIAL CALIBRATION DATA
CURVE EVALUATION

Lab Name: TestAmerica Edison Job No.: 460-117039-1 Analy Batch No.: 377690

SDG No.:

Instrument ID: CVOAMS7 GC Column: Rtx-624 ID: 0.25(mm) Heated Purge: (Y/N) N

Calibration Start Date: 07/07/2016 03:38 Calibration End Date: 07/07/2016 06:17 Calibration ID: 56633

ANALYTE	RRF					CURVE TYPE	COEFFICIENT			#	MIN RRF	%RSD	#	MAX %RSD	R^2 OR COD	#	MIN R^2 OR COD
	LVL 1	LVL 2	LVL 3	LVL 4	LVL 5		B	M1	M2								
1,2-Dichloropropane	0.3428	0.2931	0.2920	0.3064	0.3052	Ave		0.3079			0.0100	6.7		100.0			
Bromodichloromethane	0.4590	0.4522	0.4630	0.4738	0.4710	Ave		0.4638			0.2000	1.9		20.5			
cis-1,3-Dichloropropene	0.4808	0.4895	0.5259	0.5460	0.5482	Ave		0.5181			0.2000	6.1		20.5			
Methyl isobutyl ketone (MIBK)	0.3140	0.3111	0.3182	0.3261	0.3390	Ave		0.3217			0.0100	3.5		100.0			
Toluene	1.3688	1.4064	1.3553	1.4258	1.4635	Ave		1.4039			0.4000	3.1		20.5			
trans-1,3-Dichloropropene	0.4518	0.4807	0.5001	0.5348	0.5436	Ave		0.5022			0.1000	7.6		20.5			
1,1,2-Trichloroethane	0.3102	0.3232	0.3236	0.3384	0.3375	Ave		0.3266			0.1000	3.6		20.5			
Tetrachloroethene	0.4335	0.2867	0.2918	0.3189	0.3376	Ave		0.3337			0.2000	17.8		20.5			
2-Hexanone	0.1987	0.2059	0.2115	0.2210	0.2357	Ave		0.2145			0.0100	6.7		100.0			
Dibromochloromethane	0.4784	0.4604	0.4555	0.4732	0.4807	Ave		0.4696			0.1000	2.4		20.5			
1,2-Dibromoethane	0.3378	0.3656	0.3653	0.3667	0.3713	Ave		0.3613			0.0100	3.7		100.0			
Chlorobenzene	1.0610	0.9944	0.9655	0.9949	1.0031	Ave		1.0038			0.5000	3.5		20.5			
Ethylbenzene	0.5285	0.4784	0.4640	0.4910	0.5076	Ave		0.4939			0.1000	5.1		20.5			
m&p-Xylene	1.2290	1.1969	1.1832	1.2583	1.3180	Ave		0.6045			0.3000	5.8		100.0			
o-Xylene	0.5608	0.5901	0.5917	0.6314	0.6485	Ave		0.6045			0.3000	5.8		100.0			
Styrene	0.8770	1.0270	1.0476	1.1144	1.1413	Ave		1.0414			0.3000	9.9		20.5			
Bromoform	0.2912	0.3365	0.3550	0.3750	0.3815	Ave		0.3478			0.1000	10.4		20.5			
Isopropylbenzene	1.2526	1.5058	1.5028	1.5140	1.4366	Ave		1.4424			0.0100	7.7		100.0			
1,1,2,2-Tetrachloroethane	0.4400	0.4614	0.4514	0.4542	0.4711	Ave		0.4556			0.3000	2.5		20.5			
1,3-Dichlorobenzene	0.6381	0.8031	0.8107	0.8034	0.7780	Ave		0.7667			0.6000	9.5		20.5			
1,4-Dichlorobenzene	0.6677	0.8065	0.8307	0.8329	0.8079	Ave		0.7891			0.5000	8.7		20.5			
1,2-Dichlorobenzene	0.6702	0.7890	0.7948	0.7868	0.7686	Ave		0.7619			0.4000	6.8		20.5			
1,2-Dibromo-3-Chloropropane	0.0919	0.0868	0.0876	0.0900	0.0913	Ave		0.0895			0.0100	2.5		100.0			
1,2,4-Trichlorobenzene	0.3886	0.3857	0.4146	0.4172	0.4058	Ave		0.4024			0.2000	3.6		20.5			
1,2-Dichloroethane-d4 (Surr)	1.6863	1.5864	1.3825	1.7910	1.8249	Ave		1.6542			0.0100	10.8		100.0			
Toluene-d8 (Surr)	0.7372	0.7564	0.6860	0.8020	0.8083	Ave		0.7580			0.0100	6.6		100.0			
Bromofluorobenzene	0.5302	0.4353	0.4680	0.4822	0.4801	Ave		0.4792			0.2000	7.1		20.5			

Note: The m1 coefficient is the same as Ave RRF for an Ave curve type.

FORM V
GC/MS VOA INSTRUMENT PERFORMANCE CHECK
BROMOFLUOROBENZENE (BFB)

Lab Name: TestAmerica Edison Job No.: 460-117039-1

SDG No.:

Lab File ID: V45816.D BFB Injection Date: 07/15/2016

Instrument ID: CVOAMS7 BFB Injection Time: 21:30

Analysis Batch No.: 379369

M/E	ION ABUNDANCE CRITERIA	% RELATIVE ABUNDANCE	
50	8.0 - 40.0% of mass 95	16.9	
75	30.0 - 66.0% of mass 95	44.9	
95	Base peak, 100% relative abundance	100.0	
96	5.0 - 9.0% of mass 95	6.4	
173	Less than 2.0% of mass 174	0.9	(1.0) 1
174	50.0 - 120.0% of mass 95	93.9	
175	4.0 - 9.0 % of mass 174	6.4	(6.8) 1
176	93.0 - 101.0% of mass 174	88.6	(94.4) 1
177	5.0 - 9.0% of mass 176	5.2	(5.9) 2

1-Value is % mass 174 2-Value is % mass 176

THIS CHECK APPLIES TO THE FOLLOWING SAMPLES, MS, MSD, BLANKS AND STANDARDS:

CLIENT SAMPLE ID	LAB SAMPLE ID	LAB FILE ID	DATE ANALYZED	TIME ANALYZED
	CCVIS 460-379369/3	V45818.D	07/15/2016	22:59
	LCS 460-379369/4	V45819.D	07/15/2016	23:22
	LCSD 460-379369/5	V45820.D	07/15/2016	23:45
	MB 460-379369/8	V45823.D	07/16/2016	00:56
QC-EB071116	460-117039-2	V45825.D	07/16/2016	01:57
MW-49ML-XX	460-117039-9	V45829.D	07/16/2016	06:04
MW-51ML-XX	460-117039-10	V45830.D	07/16/2016	06:26
MW-43MI-XX	460-117039-13	V45831.D	07/16/2016	06:49
MW-4GL-XX	460-117039-3	V45833.D	07/16/2016	07:35
MW-4MI-XX	460-117039-4	V45834.D	07/16/2016	07:58
MW-7GL-XX	460-117039-5	V45835.D	07/16/2016	08:21
MW-7ML-XX	460-117039-6	V45836.D	07/16/2016	08:44
IW-N5535-XX	460-117039-12	V45838.D	07/16/2016	09:30

FORM VII
GC/MS VOA CONTINUING CALIBRATION DATA

Lab Name: TestAmerica Edison Job No.: 460-117039-1

SDG No.:

Lab Sample ID: CCVIS 460-379369/3 Calibration Date: 07/15/2016 22:59

Instrument ID: CVOAMS7 Calib Start Date: 07/07/2016 03:38

GC Column: Rtx-624 ID: 0.25(mm) Calib End Date: 07/07/2016 06:17

Lab File ID: V45818.D Conc. Units: ug/L Heated Purge: (Y/N) N

ANALYTE	CURVE TYPE	AVE RRF	RRF	MIN RRF	CALC AMOUNT	SPIKE AMOUNT	%D	MAX %D
Chlorotrifluoromethane	Ave	0.4023	0.5004		62.2	50.0	24.4	
Freon 115	Ave	0.1783	0.2355		66.1	50.0	32.1	
Chlorotrifluoroethene	Ave	0.5322	0.7343		69.0	50.0	38.0	
Freon 152a	Ave	1.755	1.891		53.9	50.0	7.7	
Dichlorodifluoromethane	Ave	1.276	1.358	0.0100	53.2	50.0	6.4	
Chlorodifluoromethane	Ave	2.470	2.520		51.0	50.0	2.0	
Chloromethane	Ave	2.115	2.310	0.0100	54.6	50.0	9.2	
Vinyl chloride	Ave	1.853	2.070	0.1000	55.8	50.0	11.7	25.0
Bromomethane	Ave	1.016	1.329	0.1000	65.4	50.0	30.8*	25.0
Chloroethane	Ave	1.231	1.278	0.0100	51.9	50.0	3.8	
Freon 11	Ave	2.765	2.698	0.0100	48.8	50.0	-2.4	
1,2-Dichloro-1,1,2-trifluoro ethane	Ave	1.745	1.692		48.5	50.0	-3.0	
Freon 123	Ave	2.083	2.303		55.3	50.0	10.6	
1,1,2-Trichloro-1,2,2-triflu oroethane	Ave	1.385	1.617	0.0100	58.4	50.0	16.8	
1,1-Dichloroethene	Ave	1.481	1.734	0.1000	58.5	50.0	17.1	25.0
Acetone	Ave	0.7892	0.4972	0.0100	30.3	50.0	-37.0	
Carbon disulfide	Ave	4.784	5.091	0.0100	53.2	50.0	6.4	
Methyl acetate	Ave	1.580	1.263	0.0100	40.1	50.0	-20.1	
Methylene Chloride	Ave	1.950	2.149	0.0100	55.1	50.0	10.2	
Methyl tert-butyl ether	Ave	5.823	5.358	0.0100	46.0	50.0	-8.0	
trans-1,2-Dichloroethene	Ave	1.759	1.920	0.0100	54.6	50.0	9.1	
1,1-Dichloroethane	Ave	2.989	3.228	0.2000	54.0	50.0	8.0	25.0
cis-1,2-Dichloroethene	Ave	1.939	2.206	0.0100	56.9	50.0	13.7	
Methyl ethyl ketone (MEK)	Ave	0.9212	0.7828	0.0100	42.5	50.0	-15.0	
Chloroform	Ave	3.417	3.412	0.2000	49.9	50.0	-0.1	25.0
Cyclohexane	Ave	0.3692	0.4316	0.0100	58.5	50.0	16.9	
1,1,1-Trichloroethane	Ave	0.5558	0.4932	0.1000	44.4	50.0	-11.3	25.0
Carbon tetrachloride	Ave	0.3902	0.3898	0.1000	50.1	50.0	-0.1	25.0
Benzene	Ave	1.233	1.328	0.5000	53.9	50.0	7.7	25.0
1,2-Dichloroethane	Ave	2.817	2.609	0.1000	46.3	50.0	-7.4	25.0
Trichloroethene	Ave	0.3653	0.3583	0.3000	49.0	50.0	-1.9	25.0
Methylcyclohexane	Ave	0.3964	0.4318	0.0100	54.5	50.0	8.9	
1,2-Dichloropropane	Ave	0.3079	0.3297	0.0100	53.5	50.0	7.1	
Bromodichloromethane	Ave	0.4638	0.4735	0.2000	51.0	50.0	2.1	25.0
cis-1,3-Dichloropropene	Ave	0.5181	0.5436	0.2000	52.5	50.0	4.9	25.0
Methyl isobutyl ketone (MIBK)	Ave	0.3217	0.2713	0.0100	42.2	50.0	-15.7	
Toluene	Ave	1.404	1.473	0.4000	52.5	50.0	4.9	25.0
trans-1,3-Dichloropropene	Ave	0.5022	0.4959	0.1000	49.4	50.0	-1.3	25.0
1,1,2-Trichloroethane	Ave	0.3266	0.3462	0.1000	53.0	50.0	6.0	25.0

FORM VII
GC/MS VOA CONTINUING CALIBRATION DATA

Lab Name: TestAmerica Edison Job No.: 460-117039-1

SDG No.:

Lab Sample ID: CCVIS 460-379369/3 Calibration Date: 07/15/2016 22:59

Instrument ID: CVOAMS7 Calib Start Date: 07/07/2016 03:38

GC Column: Rtx-624 ID: 0.25(mm) Calib End Date: 07/07/2016 06:17

Lab File ID: V45818.D Conc. Units: ug/L Heated Purge: (Y/N) N

ANALYTE	CURVE TYPE	AVE RRF	RRF	MIN RRF	CALC AMOUNT	SPIKE AMOUNT	%D	MAX %D
Tetrachloroethene	Ave	0.3337	0.3026	0.2000	45.3	50.0	-9.3	25.0
2-Hexanone	Ave	0.2145	0.1727	0.0100	40.3	50.0	-19.5	
Dibromochloromethane	Ave	0.4696	0.4230	0.1000	45.0	50.0	-9.9	25.0
1,2-Dibromoethane	Ave	0.3613	0.3663	0.0100	50.7	50.0	1.4	
Chlorobenzene	Ave	1.004	1.007	0.5000	50.2	50.0	0.3	25.0
Ethylbenzene	Ave	0.4939	0.4812	0.1000	48.7	50.0	-2.6	25.0
m&p-Xylene	Ave	1.237	1.210	0.3000	100	50.0	-2.2	
o-Xylene	Ave	0.6045	0.5959	0.3000	49.3	50.0	-1.4	
Styrene	Ave	1.041	1.045	0.3000	50.2	50.0	0.4	25.0
Bromoform	Ave	0.3478	0.2959	0.1000	42.5	50.0	-14.9	25.0
Isopropylbenzene	Ave	1.442	1.343	0.0100	46.5	50.0	-6.9	
1,1,2,2-Tetrachloroethane	Ave	0.4556	0.4424	0.3000	48.5	50.0	-2.9	25.0
1,3-Dichlorobenzene	Ave	0.7667	0.7095	0.6000	46.3	50.0	-7.5	25.0
1,4-Dichlorobenzene	Ave	0.7891	0.7332	0.5000	46.5	50.0	-7.1	25.0
1,2-Dichlorobenzene	Ave	0.7619	0.7058	0.4000	46.3	50.0	-7.4	25.0
1,2-Dibromo-3-Chloropropane	Ave	0.0895	0.0669	0.0100	37.4	50.0	-25.3	
1,2,4-Trichlorobenzene	Ave	0.4024	0.3699	0.2000	45.1	50.0	-8.1	25.0
1,2-Dichloroethane-d4 (Surr)	Ave	1.654	1.274	0.0100	38.5	50.0	-23.0	
Toluene-d8 (Surr)	Ave	0.7580	0.6954	0.0100	45.9	50.0	-8.3	
Bromofluorobenzene	Ave	0.4792	0.4160	0.2000	43.4	50.0	-13.2	25.0

FORM V
GC/MS VOA INSTRUMENT PERFORMANCE CHECK
BROMOFLUOROBENZENE (BFB)

Lab Name: TestAmerica Edison Job No.: 460-117039-1

SDG No.:

Lab File ID: V45845.D BFB Injection Date: 07/16/2016

Instrument ID: CVOAMS7 BFB Injection Time: 21:05

Analysis Batch No.: 379470

M/E	ION ABUNDANCE CRITERIA	% RELATIVE ABUNDANCE	
50	8.0 - 40.0% of mass 95	15.7	
75	30.0 - 66.0% of mass 95	44.5	
95	Base peak, 100% relative abundance	100.0	
96	5.0 - 9.0% of mass 95	7.4	
173	Less than 2.0% of mass 174	1.1	(1.1) 1
174	50.0 - 120.0% of mass 95	102.8	
175	4.0 - 9.0 % of mass 174	6.9	(6.7) 1
176	93.0 - 101.0% of mass 174	96.8	(94.2) 1
177	5.0 - 9.0% of mass 176	5.6	(5.7) 2

1-Value is % mass 174 2-Value is % mass 176

THIS CHECK APPLIES TO THE FOLLOWING SAMPLES, MS, MSD, BLANKS AND STANDARDS:

CLIENT SAMPLE ID	LAB SAMPLE ID	LAB FILE ID	DATE ANALYZED	TIME ANALYZED
	CCVIS 460-379470/3	V45847.D	07/16/2016	21:53
	LCS 460-379470/4	V45848.D	07/16/2016	22:16
	LCSD 460-379470/5	V45849.D	07/16/2016	22:39
	MB 460-379470/8	V45852.D	07/16/2016	23:48
QC-TB071116	460-117039-1	V45853.D	07/17/2016	00:10
QC-TB071216-XX	460-117039-16	V45854.D	07/17/2016	00:33
QC-EB071216-XX	460-117039-17	V45855.D	07/17/2016	00:59
MW-10GL-XX	460-117039-7	V45856.D	07/17/2016	01:22
MW-43MU-XX	460-117039-15	V45857.D	07/17/2016	01:45
MW-49MI-XX	460-117039-8	V45858.D	07/17/2016	02:08
MW-45MI-XX	460-117039-22	V45859.D	07/17/2016	02:30
MW-501-XX	460-117039-18	V45860.D	07/17/2016	02:53
MW-37ML-XX	460-117039-14	V45861.D	07/17/2016	03:16
MW-38ML-XX	460-117039-19	V45862.D	07/17/2016	03:39
MW-38MI-XX	460-117039-20	V45863.D	07/17/2016	04:02
MW-16ML-XX	460-117039-21	V45864.D	07/17/2016	04:25
MW-500XX	460-117039-11	V45866.D	07/17/2016	05:13
MW-43MI-XX MS	460-117039-13 MS	V45869.D	07/17/2016	06:22
MW-43MI-XX MSD	460-117039-13 MSD	V45870.D	07/17/2016	06:45
MW-45MI-XX MS	460-117039-22 MS	V45871.D	07/17/2016	07:08
MW-45MI-XX MSD	460-117039-22 MSD	V45872.D	07/17/2016	07:31
	STOBLK 460-379470/31	V45875.D	07/17/2016	08:40

FORM VII
GC/MS VOA CONTINUING CALIBRATION DATA

Lab Name: TestAmerica Edison Job No.: 460-117039-1

SDG No.:

Lab Sample ID: CCVIS 460-379470/3 Calibration Date: 07/16/2016 21:53

Instrument ID: CVOAMS7 Calib Start Date: 07/07/2016 03:38

GC Column: Rtx-624 ID: 0.25(mm) Calib End Date: 07/07/2016 06:17

Lab File ID: V45847.D Conc. Units: ug/L Heated Purge: (Y/N) N

ANALYTE	CURVE TYPE	AVE RRF	RRF	MIN RRF	CALC AMOUNT	SPIKE AMOUNT	%D	MAX %D
Chlorotrifluoromethane	Ave	0.4023	0.4800		59.7	50.0	19.3	
Freon 115	Ave	0.1783	0.2258		63.4	50.0	26.7	
Chlorotrifluoroethene	Ave	0.5322	0.7058		66.3	50.0	32.6	
Freon 152a	Ave	1.755	1.898		54.1	50.0	8.1	
Dichlorodifluoromethane	Ave	1.276	1.401	0.0100	54.9	50.0	9.8	
Chlorodifluoromethane	Ave	2.470	2.396		48.5	50.0	-3.0	
Chloromethane	Ave	2.115	2.240	0.0100	52.9	50.0	5.9	
Vinyl chloride	Ave	1.853	1.984	0.1000	53.5	50.0	7.1	25.0
Bromomethane	Ave	1.016	1.325	0.1000	65.2	50.0	30.4*	25.0
Chloroethane	Ave	1.231	1.220	0.0100	49.5	50.0	-0.9	
Freon 11	Ave	2.765	2.769	0.0100	50.1	50.0	0.1	
1,2-Dichloro-1,1,2-trifluoro ethane	Ave	1.745	1.654		47.4	50.0	-5.2	
Freon 123	Ave	2.083	2.275		54.6	50.0	9.2	
1,1,2-Trichloro-1,2,2-triflu oroethane	Ave	1.385	1.640	0.0100	59.2	50.0	18.5	
1,1-Dichloroethene	Ave	1.481	1.697	0.1000	57.3	50.0	14.6	25.0
Acetone	Ave	0.7892	0.4238	0.0100	25.8	50.0	-46.3	
Carbon disulfide	Ave	4.784	4.962	0.0100	51.9	50.0	3.7	
Methyl acetate	Ave	1.580	1.101	0.0100	35.0	50.0	-30.3	
Methylene Chloride	Ave	1.950	2.061	0.0100	52.9	50.0	5.7	
Methyl tert-butyl ether	Ave	5.823	5.014	0.0100	43.1	50.0	-13.9	
trans-1,2-Dichloroethene	Ave	1.759	1.802	0.0100	51.2	50.0	2.5	
1,1-Dichloroethane	Ave	2.989	2.930	0.2000	49.0	50.0	-2.0	25.0
cis-1,2-Dichloroethene	Ave	1.939	2.052	0.0100	52.9	50.0	5.8	
Methyl ethyl ketone (MEK)	Ave	0.9212	0.6808	0.0100	36.9	50.0	-26.1	
Chloroform	Ave	3.417	3.294	0.2000	48.2	50.0	-3.6	25.0
Cyclohexane	Ave	0.3692	0.4533	0.0100	61.4	50.0	22.8	
1,1,1-Trichloroethane	Ave	0.5558	0.5257	0.1000	47.3	50.0	-5.4	25.0
Carbon tetrachloride	Ave	0.3902	0.4113	0.1000	52.9	50.0	5.4	25.0
Benzene	Ave	1.233	1.391	0.5000	56.4	50.0	12.8	25.0
1,2-Dichloroethane	Ave	2.817	2.472	0.1000	43.9	50.0	-12.2	25.0
Trichloroethene	Ave	0.3653	0.3874	0.3000	53.0	50.0	6.0	25.0
Methylcyclohexane	Ave	0.3964	0.4746	0.0100	59.9	50.0	19.7	
1,2-Dichloropropane	Ave	0.3079	0.3373	0.0100	54.8	50.0	9.5	
Bromodichloromethane	Ave	0.4638	0.4872	0.2000	52.5	50.0	5.0	25.0
cis-1,3-Dichloropropene	Ave	0.5181	0.5599	0.2000	54.0	50.0	8.1	25.0
Methyl isobutyl ketone (MIBK)	Ave	0.3217	0.2467	0.0100	38.3	50.0	-23.3	
Toluene	Ave	1.404	1.484	0.4000	52.8	50.0	5.7	25.0
trans-1,3-Dichloropropene	Ave	0.5022	0.5003	0.1000	49.8	50.0	-0.4	25.0
1,1,2-Trichloroethane	Ave	0.3266	0.3454	0.1000	52.9	50.0	5.7	25.0

FORM VII
GC/MS VOA CONTINUING CALIBRATION DATA

Lab Name: TestAmerica Edison Job No.: 460-117039-1

SDG No.:

Lab Sample ID: CCVIS 460-379470/3 Calibration Date: 07/16/2016 21:53

Instrument ID: CVOAMS7 Calib Start Date: 07/07/2016 03:38

GC Column: Rtx-624 ID: 0.25(mm) Calib End Date: 07/07/2016 06:17

Lab File ID: V45847.D Conc. Units: ug/L Heated Purge: (Y/N) N

ANALYTE	CURVE TYPE	AVE RRF	RRF	MIN RRF	CALC AMOUNT	SPIKE AMOUNT	%D	MAX %D
Tetrachloroethene	Ave	0.3337	0.3207	0.2000	48.1	50.0	-3.9	25.0
2-Hexanone	Ave	0.2145	0.1503	0.0100	35.0	50.0	-30.0	
Dibromochloromethane	Ave	0.4696	0.4281	0.1000	45.6	50.0	-8.9	25.0
1,2-Dibromoethane	Ave	0.3613	0.3553	0.0100	49.2	50.0	-1.7	
Chlorobenzene	Ave	1.004	1.033	0.5000	51.5	50.0	2.9	25.0
Ethylbenzene	Ave	0.4939	0.4891	0.1000	49.5	50.0	-1.0	25.0
m&p-Xylene	Ave	1.237	1.244	0.3000	103	50.0	0.5	
o-Xylene	Ave	0.6045	0.6140	0.3000	50.8	50.0	1.6	
Styrene	Ave	1.041	1.052	0.3000	50.5	50.0	1.0	25.0
Bromoform	Ave	0.3478	0.2983	0.1000	42.9	50.0	-14.2	25.0
Isopropylbenzene	Ave	1.442	1.359	0.0100	47.1	50.0	-5.7	
1,1,2,2-Tetrachloroethane	Ave	0.4556	0.4063	0.3000	44.6	50.0	-10.8	25.0
1,3-Dichlorobenzene	Ave	0.7667	0.7292	0.6000	47.6	50.0	-4.9	25.0
1,4-Dichlorobenzene	Ave	0.7891	0.7429	0.5000	47.1	50.0	-5.9	25.0
1,2-Dichlorobenzene	Ave	0.7619	0.7297	0.4000	47.9	50.0	-4.2	25.0
1,2-Dibromo-3-Chloropropane	Ave	0.0895	0.0615	0.0100	34.3	50.0	-31.3	
1,2,4-Trichlorobenzene	Ave	0.4024	0.3679	0.2000	44.9	50.0	-8.6	25.0
1,2-Dichloroethane-d4 (Surr)	Ave	1.654	1.152	0.0100	34.9	50.0	-30.3	
Toluene-d8 (Surr)	Ave	0.7580	0.6597	0.0100	43.5	50.0	-13.0	
Bromofluorobenzene	Ave	0.4792	0.4101	0.2000	42.8	50.0	-14.4	25.0

FORM IV
HPLC/IC METHOD BLANK SUMMARY

Lab Name: TestAmerica Pittsburgh Job No.: 460-117039-1

SDG No.:

Lab File ID: A-ICS2100 A 07-19-2016-41.d Lab Sample ID: MB 180-182216/41

Matrix: Water Date Extracted:

Instrument ID: CHIC2100A Date Analyzed: 07/19/2016 15:51

Level:(Low/Med) Low

THIS METHOD BLANK APPLIES TO THE FOLLOWING SAMPLES:

CLIENT SAMPLE ID	LAB SAMPLE ID	LAB FILE ID	DATE ANALYZED
	CCB 180-182216/39	A-ICS2100 A 07-19-2016-39.d	07/19/2016 15:20
QC-EB071116	460-117039-2	A-ICS2100 A 07-19-2016-43.d	07/19/2016 16:22
MW-4GL-XX	460-117039-3	A-ICS2100 A 07-19-2016-44.d	07/19/2016 16:38
MW-4MI-XX	460-117039-4	A-ICS2100 A 07-19-2016-46.d	07/19/2016 17:09
MW-500XX	460-117039-11	A-ICS2100 A 07-19-2016-47.d	07/19/2016 17:25
MW-500XX MS	460-117039-11 MS	A-ICS2100 A 07-19-2016-48.d	07/19/2016 17:40
MW-500XX MSD	460-117039-11 MSD	A-ICS2100 A 07-19-2016-49.d	07/19/2016 17:56
	CCB 180-182216/51	A-ICS2100 A 07-19-2016-51.d	07/19/2016 18:27
MW-7GL-XX	460-117039-5	A-ICS2100 A 07-19-2016-52.d	07/19/2016 18:42
MW-7ML-XX	460-117039-6	A-ICS2100 A 07-19-2016-54.d	07/19/2016 19:13
MW-10GL-XX	460-117039-7	A-ICS2100 A 07-19-2016-56.d	07/19/2016 19:44
MW-49MI-XX	460-117039-8	A-ICS2100 A 07-19-2016-57.d	07/19/2016 20:00
MW-49ML-XX	460-117039-9	A-ICS2100 A 07-19-2016-58.d	07/19/2016 20:15
	CCB 180-182216/60	A-ICS2100 A 07-19-2016-60.d	07/19/2016 20:46

FORM IV
HPLC/IC METHOD BLANK SUMMARY

Lab Name: TestAmerica Pittsburgh Job No.: 460-117039-1

SDG No.:

Lab File ID: A-ICS2100 A 07-20-2016-6.d Lab Sample ID: MB 180-182343/6

Matrix: Water Date Extracted:

Instrument ID: CHIC2100A Date Analyzed: 07/20/2016 08:29

Level:(Low/Med) Low

THIS METHOD BLANK APPLIES TO THE FOLLOWING SAMPLES:

CLIENT SAMPLE ID	LAB SAMPLE ID	LAB FILE ID	DATE ANALYZED
	CCB 180-182343/4	A-ICS2100 A 07-20-2016-4.d	07/20/2016 07:58
	LCS 180-182343/5	A-ICS2100 A 07-20-2016-5.d	07/20/2016 08:13
IW-N5535-XX	460-117039-12	A-ICS2100 A 07-20-2016-7.d	07/20/2016 08:45
MW-37ML-XX	460-117039-14	A-ICS2100 A 07-20-2016-8.d	07/20/2016 09:00
MW-43MU-XX	460-117039-15	A-ICS2100 A 07-20-2016-9.d	07/20/2016 09:16
QC-EB071216-XX	460-117039-17	A-ICS2100 A 07-20-2016-10.d	07/20/2016 09:31
MW-501-XX	460-117039-18	A-ICS2100 A 07-20-2016-11.d	07/20/2016 09:47
MW-43MI-XX	460-117039-13	A-ICS2100 A 07-20-2016-12.d	07/20/2016 10:02
MW-43MI-XX MS	460-117039-13 MS	A-ICS2100 A 07-20-2016-13.d	07/20/2016 10:18
MW-43MI-XX MSD	460-117039-13 MSD	A-ICS2100 A 07-20-2016-14.d	07/20/2016 10:33
	CCB 180-182343/16	A-ICS2100 A 07-20-2016-16.d	07/20/2016 11:05
MW-38ML-XX	460-117039-19	A-ICS2100 A 07-20-2016-17.d	07/20/2016 11:20
MW-38MI-XX	460-117039-20	A-ICS2100 A 07-20-2016-18.d	07/20/2016 11:36
MW-16ML-XX	460-117039-21	A-ICS2100 A 07-20-2016-19.d	07/20/2016 11:51
MW-45MI-XX	460-117039-22	A-ICS2100 A 07-20-2016-20.d	07/20/2016 12:07

FORM IV
HPLC/IC METHOD BLANK SUMMARY

Lab Name: TestAmerica Pittsburgh Job No.: 460-117039-1

SDG No.:

Lab File ID: A-ICS2100 A 07-20-2016-6.d Lab Sample ID: MB 180-182343/6

Matrix: Water Date Extracted:

Instrument ID: CHIC2100A Date Analyzed: 07/20/2016 08:29

Level:(Low/Med) Low

THIS METHOD BLANK APPLIES TO THE FOLLOWING SAMPLES:

CLIENT SAMPLE ID	LAB SAMPLE ID	LAB FILE ID	DATE ANALYZED
MW-45MI-XX MS	460-117039-22 MS	A-ICS2100 A 07-20-2016-21.d	07/20/2016 12:22
MW-45MI-XX MSD	460-117039-22 MSD	A-ICS2100 A 07-20-2016-22.d	07/20/2016 12:38
	CCB 180-182343/28	A-ICS2100 A 07-20-2016-28.d	07/20/2016 14:19

FORM I
HPLC/IC ORGANICS ANALYSIS DATA SHEET

Lab Name: TestAmerica Pittsburgh
Job No.: 460-117039-1
SDG No.:
Client Sample ID:
Lab Sample ID: MB 180-182216/41
Matrix: Water
Lab File ID: A-ICS2100 A 07-19-2016-41.d
Analysis Method: 300.0
Date Collected:
Extraction Method:
Date Extracted:
Sample wt/vol: 1(mL)
Date Analyzed: 07/19/2016 15:51
Con. Extract Vol.:
Dilution Factor: 1
Injection Volume: 25(mL)
GC Column: AS-18 ID:
% Moisture:
GPC Cleanup:(Y/N) N
Analysis Batch No.: 182216
Units: mg/L

CAS NO.	COMPOUND NAME	RESULT	Q	RL	MDL
24959-67-9	Bromide	0.0025	U	0.0025	0.00045

FORM I
HPLC/IC ORGANICS ANALYSIS DATA SHEET

Lab Name: TestAmerica Pittsburgh
Job No.: 460-117039-1
SDG No.:
Client Sample ID:
Lab Sample ID: MB 180-182343/6
Matrix: Water
Lab File ID: A-ICS2100 A 07-20-2016-6.d
Analysis Method: 300.0
Date Collected:
Extraction Method:
Date Extracted:
Sample wt/vol: 1(mL)
Date Analyzed: 07/20/2016 08:29
Con. Extract Vol.:
Dilution Factor: 1
Injection Volume: 25(mL)
GC Column: AS-18 ID:
% Moisture:
GPC Cleanup:(Y/N) N
Analysis Batch No.: 182343
Units: mg/L

CAS NO.	COMPOUND NAME	RESULT	Q	RL	MDL
24959-67-9	Bromide	0.0025	U	0.0025	0.00045

FORM III
HPLC/IC LAB CONTROL SAMPLE RECOVERY

Lab Name: TestAmerica Pittsburgh Job No.: 460-117039-1

SDG No.:

Matrix: Water Level: Low Lab File ID: A-ICS2100 A 07-19-2016-40.d

Lab ID: LCS 180-182216/40 Client ID:

COMPOUND	SPIKE ADDED (mg/L)	LCS CONCENTRATION (mg/L)	LCS % REC	QC LIMITS REC	#
Bromide	0.100	0.108	108	90-110	

Column to be used to flag recovery and RPD values

FORM III 300.0

FORM III
HPLC/IC LAB CONTROL SAMPLE RECOVERY

Lab Name: TestAmerica Pittsburgh Job No.: 460-117039-1

SDG No.:

Matrix: Water Level: Low Lab File ID: A-ICS2100 A 07-20-2016-5.d

Lab ID: LCS 180-182343/5 Client ID:

COMPOUND	SPIKE ADDED (mg/L)	LCS CONCENTRATION (mg/L)	LCS % REC	QC LIMITS REC	#
Bromide	0.100	0.107	107	90-110	

Column to be used to flag recovery and RPD values

FORM III 300.0

FORM III
HPLC/IC MATRIX SPIKE RECOVERY

Lab Name: TestAmerica Pittsburgh Job No.: 460-117039-1

SDG No.:

Matrix: Water Level: Low Lab File ID: A-ICS2100 A 07-19-2016-48.d

Lab ID: 460-117039-11 MS Client ID: MW-500XX MS

COMPOUND	SPIKE ADDED (mg/L)	SAMPLE CONCENTRATION (mg/L)	MS CONCENTRATION (mg/L)	MS % REC	QC LIMITS REC	#
Bromide	0.0500	0.026	0.0665	82	80-120	

Column to be used to flag recovery and RPD values

FORM III 300.0

FORM III
HPLC/IC MATRIX SPIKE RECOVERY

Lab Name: TestAmerica Pittsburgh Job No.: 460-117039-1

SDG No.:

Matrix: Water Level: Low Lab File ID: A-ICS2100 A 07-20-2016-13.d

Lab ID: 460-117039-13 MS Client ID: MW-43MI-XX MS

COMPOUND	SPIKE ADDED (mg/L)	SAMPLE CONCENTRATION (mg/L)	MS CONCENTRATION (mg/L)	MS % REC	QC LIMITS REC	#
Bromide	0.0500	0.027	0.0695	84	80-120	

Column to be used to flag recovery and RPD values

FORM III 300.0

FORM III
HPLC/IC MATRIX SPIKE RECOVERY

Lab Name: TestAmerica Pittsburgh Job No.: 460-117039-1

SDG No.:

Matrix: Water Level: Low Lab File ID: A-ICS2100 A 07-20-2016-21.d

Lab ID: 460-117039-22 MS Client ID: MW-45MI-XX MS

COMPOUND	SPIKE ADDED (mg/L)	SAMPLE CONCENTRATION (mg/L)	MS CONCENTRATION (mg/L)	MS % REC	QC LIMITS REC	#
Bromide	0.0500	0.034	0.0768	87	80-120	

Column to be used to flag recovery and RPD values

FORM III 300.0

FORM III
HPLC/IC MATRIX SPIKE DUPLICATE RECOVERY

Lab Name: TestAmerica Pittsburgh Job No.: 460-117039-1

SDG No.:

Matrix: Water Level: Low Lab File ID: A-ICS2100 A 07-19-2016-49.d

Lab ID: 460-117039-11 MSD Client ID: MW-500XX MSD

COMPOUND	SPIKE ADDED (mg/L)	MSD CONCENTRATION (mg/L)	MSD % REC	% RPD	QC LIMITS		#
					RPD	REC	
Bromide	0.0500	0.0692	87	4	20	80-120	

Column to be used to flag recovery and RPD values

FORM III 300.0

FORM III
HPLC/IC MATRIX SPIKE DUPLICATE RECOVERY

Lab Name: TestAmerica Pittsburgh Job No.: 460-117039-1

SDG No.:

Matrix: Water Level: Low Lab File ID: A-ICS2100 A 07-20-2016-14.d

Lab ID: 460-117039-13 MSD Client ID: MW-43MI-XX MSD

COMPOUND	SPIKE ADDED (mg/L)	MSD CONCENTRATION (mg/L)	MSD % REC	% RPD	QC LIMITS		#
					RPD	REC	
Bromide	0.0500	0.0698	85	0	20	80-120	

Column to be used to flag recovery and RPD values

FORM III 300.0

FORM III
HPLC/IC MATRIX SPIKE DUPLICATE RECOVERY

Lab Name: TestAmerica Pittsburgh Job No.: 460-117039-1

SDG No.:

Matrix: Water Level: Low Lab File ID: A-ICS2100 A 07-20-2016-22.d

Lab ID: 460-117039-22 MSD Client ID: MW-45MI-XX MSD

COMPOUND	SPIKE ADDED (mg/L)	MSD CONCENTRATION (mg/L)	MSD % REC	% RPD	QC LIMITS		#
					RPD	REC	
Bromide	0.0500	0.0787	90	2	20	80-120	

Column to be used to flag recovery and RPD values

FORM III 300.0

HPLC/IC ANALYSIS RUN LOG

Lab Name: TestAmerica Pittsburgh Job No.: 460-117039-1

SDG No.:

Instrument ID: CHIC2100A Start Date: 07/18/2016 08:01

Analysis Batch Number: 182114 End Date: 07/18/2016 11:33

LAB SAMPLE ID	CLIENT SAMPLE ID	DATE ANALYZED	DILUTION FACTOR	LAB FILE ID	COLUMN ID
IC 180-182114/2		07/18/2016 08:01	1	A-ICS2100 A 07-18-2016-2.d	AS-18
IC 180-182114/3		07/18/2016 08:17	1	A-ICS2100 A 07-18-2016-3.d	AS-18
IC 180-182114/4		07/18/2016 08:33	1	A-ICS2100 A 07-18-2016-4.d	AS-18
IC 180-182114/5		07/18/2016 08:48	1	A-ICS2100 A 07-18-2016-5.d	AS-18
IC 180-182114/6		07/18/2016 09:06	1	A-ICS2100 A 07-18-2016-6.d	AS-18
IC 180-182114/7		07/18/2016 09:23	1	A-ICS2100 A 07-18-2016-7.d	AS-18
IC 180-182114/8		07/18/2016 09:40	1	A-ICS2100 A 07-18-2016-8.d	AS-18
RINSE 180-182114/9		07/18/2016 09:58	1		AS-18
RINSE 180-182114/10		07/18/2016 10:15	1		AS-18
ZZZZZ		07/18/2016 10:31	1		AS-18
ZZZZZ		07/18/2016 10:46	1		AS-18
ICV 180-182114/13		07/18/2016 11:02	1		AS-18
CCV 180-182114/14		07/18/2016 11:17	1		AS-18
CCB 180-182114/15		07/18/2016 11:33	1		AS-18

300.0

HPLC/IC ANALYSIS RUN LOG

Lab Name: TestAmerica Pittsburgh Job No.: 460-117039-1

SDG No.:

Instrument ID: CHIC2100A Start Date: 07/19/2016 05:17

Analysis Batch Number: 182216 End Date: 07/19/2016 20:46

LAB SAMPLE ID	CLIENT SAMPLE ID	DATE ANALYZED	DILUTION FACTOR	LAB FILE ID	COLUMN ID
RINSE 180-182216/1		07/19/2016 05:17	1		AS-18
ICV 180-182216/2		07/19/2016 05:32	1	A-ICS2100 A 07-19-2016-2.d	AS-18
CCV 180-182216/3		07/19/2016 05:48	1		AS-18
CCB 180-182216/4		07/19/2016 06:03	1		AS-18
ZZZZZ		07/19/2016 06:19	1		AS-18
ZZZZZ		07/19/2016 06:34	1		AS-18
ZZZZZ		07/19/2016 06:50	5		AS-18
ZZZZZ		07/19/2016 07:07	1		AS-18
ZZZZZ		07/19/2016 07:24	5		AS-18
ZZZZZ		07/19/2016 07:40	1		AS-18
ZZZZZ		07/19/2016 07:56	1		AS-18
ZZZZZ		07/19/2016 08:11	1		AS-18
ZZZZZ		07/19/2016 08:27	1		AS-18
ZZZZZ		07/19/2016 08:42	1		AS-18
CCV 180-182216/15		07/19/2016 08:58	1		AS-18
CCB 180-182216/16		07/19/2016 09:13	1		AS-18
ZZZZZ		07/19/2016 09:29	1		AS-18
ZZZZZ		07/19/2016 09:46	1		AS-18
ZZZZZ		07/19/2016 10:03	1		AS-18
ZZZZZ		07/19/2016 10:19	1		AS-18
ZZZZZ		07/19/2016 10:35	1		AS-18
ZZZZZ		07/19/2016 10:50	1		AS-18
ZZZZZ		07/19/2016 11:06	1		AS-18
ZZZZZ		07/19/2016 11:21	1		AS-18
ZZZZZ		07/19/2016 11:39	1		AS-18
ZZZZZ		07/19/2016 11:56	1		AS-18
CCV 180-182216/27		07/19/2016 12:14	1		AS-18
CCB 180-182216/28		07/19/2016 12:29	1		AS-18
ZZZZZ		07/19/2016 12:45	1		AS-18
ZZZZZ		07/19/2016 13:00	1		AS-18
ZZZZZ		07/19/2016 13:16	1		AS-18
ZZZZZ		07/19/2016 13:32	1		AS-18
ZZZZZ		07/19/2016 13:47	1		AS-18
ZZZZZ		07/19/2016 14:18	1		AS-18
ZZZZZ		07/19/2016 14:49	1		AS-18
CCV 180-182216/38		07/19/2016 15:05	1	A-ICS2100 A 07-19-2016-38.d	AS-18
CCB 180-182216/39		07/19/2016 15:20	1	A-ICS2100 A 07-19-2016-39.d	AS-18
LCS 180-182216/40		07/19/2016 15:36	1	A-ICS2100 A 07-19-2016-40.d	AS-18
MB 180-182216/41		07/19/2016 15:51	1	A-ICS2100 A 07-19-2016-41.d	AS-18
ZZZZZ		07/19/2016 16:07	5		AS-18
460-117039-2		07/19/2016 16:22	1	A-ICS2100 A 07-19-2016-43.d	AS-18
460-117039-3		07/19/2016 16:38	1	A-ICS2100 A 07-19-2016-44.d	AS-18

300.0

HPLC/IC ANALYSIS RUN LOG

Lab Name: TestAmerica Pittsburgh Job No.: 460-117039-1

SDG No.:

Instrument ID: CHIC2100A Start Date: 07/19/2016 05:17

Analysis Batch Number: 182216 End Date: 07/19/2016 20:46

LAB SAMPLE ID	CLIENT SAMPLE ID	DATE ANALYZED	DILUTION FACTOR	LAB FILE ID	COLUMN ID
460-117039-4		07/19/2016 17:09	1	A-ICS2100 A 07-19-2016-46.d	AS-18
460-117039-11		07/19/2016 17:25	1	A-ICS2100 A 07-19-2016-47.d	AS-18
460-117039-11 MS		07/19/2016 17:40	1	A-ICS2100 A 07-19-2016-48.d	AS-18
460-117039-11 MSD		07/19/2016 17:56	1	A-ICS2100 A 07-19-2016-49.d	AS-18
CCV 180-182216/50		07/19/2016 18:11	1	A-ICS2100 A 07-19-2016-50.d	AS-18
CCB 180-182216/51		07/19/2016 18:27	1	A-ICS2100 A 07-19-2016-51.d	AS-18
460-117039-5		07/19/2016 18:42	1	A-ICS2100 A 07-19-2016-52.d	AS-18
460-117039-6		07/19/2016 19:13	1	A-ICS2100 A 07-19-2016-54.d	AS-18
460-117039-7		07/19/2016 19:29	1	A-ICS2100 A 07-19-2016-55.d	AS-18
460-117039-7		07/19/2016 19:44	5	A-ICS2100 A 07-19-2016-56.d	AS-18
460-117039-8		07/19/2016 20:00	1	A-ICS2100 A 07-19-2016-57.d	AS-18
460-117039-9		07/19/2016 20:15	1	A-ICS2100 A 07-19-2016-58.d	AS-18
CCV 180-182216/59		07/19/2016 20:31	1	A-ICS2100 A 07-19-2016-59.d	AS-18
CCB 180-182216/60		07/19/2016 20:46	1	A-ICS2100 A 07-19-2016-60.d	AS-18

300.0

HPLC/IC ANALYSIS RUN LOG

Lab Name: TestAmerica Pittsburgh Job No.: 460-117039-1

SDG No.:

Instrument ID: CHIC2100A Start Date: 07/20/2016 06:38

Analysis Batch Number: 182343 End Date: 07/20/2016 16:27

LAB SAMPLE ID	CLIENT SAMPLE ID	DATE ANALYZED	DILUTION FACTOR	LAB FILE ID	COLUMN ID
RINSE 180-182343/1		07/20/2016 06:38	1		AS-18
ICV 180-182343/2		07/20/2016 06:55	1	A-ICS2100 A 07-20-2016-2.d	AS-18
CCV 180-182343/3		07/20/2016 07:29	1	A-ICS2100 A 07-20-2016-3.d	AS-18
CCB 180-182343/4		07/20/2016 07:58	1	A-ICS2100 A 07-20-2016-4.d	AS-18
LCS 180-182343/5		07/20/2016 08:13	1	A-ICS2100 A 07-20-2016-5.d	AS-18
MB 180-182343/6		07/20/2016 08:29	1	A-ICS2100 A 07-20-2016-6.d	AS-18
460-117039-12		07/20/2016 08:45	1	A-ICS2100 A 07-20-2016-7.d	AS-18
460-117039-14		07/20/2016 09:00	1	A-ICS2100 A 07-20-2016-8.d	AS-18
460-117039-15		07/20/2016 09:16	1	A-ICS2100 A 07-20-2016-9.d	AS-18
460-117039-17		07/20/2016 09:31	1	A-ICS2100 A 07-20-2016-10.d	AS-18
460-117039-18		07/20/2016 09:47	1	A-ICS2100 A 07-20-2016-11.d	AS-18
460-117039-13		07/20/2016 10:02	1	A-ICS2100 A 07-20-2016-12.d	AS-18
460-117039-13 MS		07/20/2016 10:18	1	A-ICS2100 A 07-20-2016-13.d	AS-18
460-117039-13 MSD		07/20/2016 10:33	1	A-ICS2100 A 07-20-2016-14.d	AS-18
CCV 180-182343/15		07/20/2016 10:49	1	A-ICS2100 A 07-20-2016-15.d	AS-18
CCB 180-182343/16		07/20/2016 11:05	1	A-ICS2100 A 07-20-2016-16.d	AS-18
460-117039-19		07/20/2016 11:20	1	A-ICS2100 A 07-20-2016-17.d	AS-18
460-117039-20		07/20/2016 11:36	1	A-ICS2100 A 07-20-2016-18.d	AS-18
460-117039-21		07/20/2016 11:51	1	A-ICS2100 A 07-20-2016-19.d	AS-18
460-117039-22		07/20/2016 12:07	1	A-ICS2100 A 07-20-2016-20.d	AS-18
460-117039-22 MS		07/20/2016 12:22	1	A-ICS2100 A 07-20-2016-21.d	AS-18
460-117039-22 MSD		07/20/2016 12:38	1	A-ICS2100 A 07-20-2016-22.d	AS-18
ZZZZZ		07/20/2016 12:54	1		AS-18
ZZZZZ		07/20/2016 13:10	1		AS-18
ZZZZZ		07/20/2016 13:27	1		AS-18
ZZZZZ		07/20/2016 13:44	1		AS-18
CCV 180-182343/27		07/20/2016 14:02	1	A-ICS2100 A 07-20-2016-27.d	AS-18
CCB 180-182343/28		07/20/2016 14:19	1	A-ICS2100 A 07-20-2016-28.d	AS-18
ZZZZZ		07/20/2016 14:36	1		AS-18
ZZZZZ		07/20/2016 14:54	1		AS-18
ZZZZZ		07/20/2016 15:09	1		AS-18
ZZZZZ		07/20/2016 15:25	1		AS-18
ZZZZZ		07/20/2016 15:40	1		AS-18
ZZZZZ		07/20/2016 15:56	1		AS-18
CCV 180-182343/35		07/20/2016 16:11	1		AS-18

300.0

HPLC/IC ANALYSIS RUN LOG

Lab Name: TestAmerica Pittsburgh Job No.: 460-117039-1

SDG No.:

Instrument ID: CHIC2100A Start Date: 07/20/2016 06:38

Analysis Batch Number: 182343 End Date: 07/20/2016 16:27

LAB SAMPLE ID	CLIENT SAMPLE ID	DATE ANALYZED	DILUTION FACTOR	LAB FILE ID	COLUMN ID
CCB 180-182343/36		07/20/2016 16:27	1		AS-18

300.0

FORM VI
HPLC/IC BY EXTERNAL STANDARD - INITIAL CALIBRATION DATA
CURVE EVALUATION

Lab Name: TestAmerica Pittsburgh Job No.: 460-117039-1 Analy Batch No.: 182114

SDG No.:

Instrument ID: CHIC2100A GC Column: AS-18 ID: Heated Purge: (Y/N) N

Calibration Start Date: 07/18/2016 08:01 Calibration End Date: 07/18/2016 09:40 Calibration ID: 31724

Calibration Files:

LEVEL:	LAB SAMPLE ID:	LAB FILE ID:
Level 1	IC 180-182114/2	A-ICS2100 A 07-18-2016-2.d
Level 2	IC 180-182114/3	A-ICS2100 A 07-18-2016-3.d
Level 3	IC 180-182114/4	A-ICS2100 A 07-18-2016-4.d
Level 4	IC 180-182114/5	A-ICS2100 A 07-18-2016-5.d
Level 5	IC 180-182114/6	A-ICS2100 A 07-18-2016-6.d
Level 6	IC 180-182114/7	A-ICS2100 A 07-18-2016-7.d
Level 7	IC 180-182114/8	A-ICS2100 A 07-18-2016-8.d

ANALYTE	CF				CURVE TYPE	COEFFICIENT			#	MIN CF	%RSD	#	MAX %RSD	R^2 OR COD	#	MIN R^2 OR COD
	LVL 1 LVL 5	LVL 2 LVL 6	LVL 3 LVL 7	LVL 4		B	M1	M2								
Bromide	27256000 22701100	22329600 24144210	21371800 25056575	22148440	LinF		24732616.3							0.9990		0.9950

Note: The m1 coefficient is the same as Ave CF for an Ave curve type.

FORM VII
HPLC/IC CONTINUING CALIBRATION DATA

Lab Name: TestAmerica Pittsburgh Job No.: 460-117039-1

SDG No.:

Lab Sample ID: ICV 180-182216/2 Calibration Date: 07/19/2016 05:32

Instrument ID: CHIC2100A Calib Start Date: 07/18/2016 08:01

GC Column: AS-18 ID: Calib End Date: 07/18/2016 09:40

Lab File ID: A-ICS2100 A 07-19-2016-2.d Conc. Units: mg/L

ANALYTE	CURVE TYPE	AVE CF	CF	MIN CF	CALC AMOUNT	SPIKE AMOUNT	%D	MAX %D
Bromide	LinF		26088780		0.0527	0.0500	5.5	10.0

FORM VII 300.0

FORM VII
HPLC/IC CONTINUING CALIBRATION DATA

Lab Name: TestAmerica Pittsburgh Job No.: 460-117039-1

SDG No.:

Lab Sample ID: CCV 180-182216/38 Calibration Date: 07/19/2016 15:05

Instrument ID: CHIC2100A Calib Start Date: 07/18/2016 08:01

GC Column: AS-18 ID: Calib End Date: 07/18/2016 09:40

Lab File ID: A-ICS2100 A 07-19-2016-38.d Conc. Units: mg/L

ANALYTE	CURVE TYPE	AVE CF	CF	MIN CF	CALC AMOUNT	SPIKE AMOUNT	%D	MAX %D
Bromide	LinF		26547370		0.107	0.100	7.3	10.0

FORM VII 300.0

FORM VII
HPLC/IC CONTINUING CALIBRATION DATA

Lab Name: TestAmerica Pittsburgh Job No.: 460-117039-1

SDG No.:

Lab Sample ID: CCV 180-182216/50 Calibration Date: 07/19/2016 18:11

Instrument ID: CHIC2100A Calib Start Date: 07/18/2016 08:01

GC Column: AS-18 ID: Calib End Date: 07/18/2016 09:40

Lab File ID: A-ICS2100 A 07-19-2016-50.d Conc. Units: mg/L

ANALYTE	CURVE TYPE	AVE CF	CF	MIN CF	CALC AMOUNT	SPIKE AMOUNT	%D	MAX %D
Bromide	LinF		26505000		0.107	0.100	7.2	10.0

FORM VII 300.0

FORM VII
HPLC/IC CONTINUING CALIBRATION DATA

Lab Name: TestAmerica Pittsburgh Job No.: 460-117039-1

SDG No.:

Lab Sample ID: CCV 180-182216/59 Calibration Date: 07/19/2016 20:31

Instrument ID: CHIC2100A Calib Start Date: 07/18/2016 08:01

GC Column: AS-18 ID: Calib End Date: 07/18/2016 09:40

Lab File ID: A-ICS2100 A 07-19-2016-59.d Conc. Units: mg/L

ANALYTE	CURVE TYPE	AVE CF	CF	MIN CF	CALC AMOUNT	SPIKE AMOUNT	%D	MAX %D
Bromide	LinF		26069400		0.105	0.100	5.4	10.0

FORM VII 300.0

FORM VII
HPLC/IC CONTINUING CALIBRATION DATA

Lab Name: TestAmerica Pittsburgh Job No.: 460-117039-1

SDG No.:

Lab Sample ID: ICV 180-182343/2 Calibration Date: 07/20/2016 06:55

Instrument ID: CHIC2100A Calib Start Date: 07/18/2016 08:01

GC Column: AS-18 ID: Calib End Date: 07/18/2016 09:40

Lab File ID: A-ICS2100 A 07-20-2016-2.d Conc. Units: mg/L

ANALYTE	CURVE TYPE	AVE CF	CF	MIN CF	CALC AMOUNT	SPIKE AMOUNT	%D	MAX %D
Bromide	LinF		23630660		0.0478	0.0500	-4.5	10.0

FORM VII 300.0

FORM VII
HPLC/IC CONTINUING CALIBRATION DATA

Lab Name: TestAmerica Pittsburgh Job No.: 460-117039-1

SDG No.:

Lab Sample ID: CCV 180-182343/3 Calibration Date: 07/20/2016 07:29

Instrument ID: CHIC2100A Calib Start Date: 07/18/2016 08:01

GC Column: AS-18 ID: Calib End Date: 07/18/2016 09:40

Lab File ID: A-ICS2100 A 07-20-2016-3.d Conc. Units: mg/L

ANALYTE	CURVE TYPE	AVE CF	CF	MIN CF	CALC AMOUNT	SPIKE AMOUNT	%D	MAX %D
Bromide	LinF		26344800		0.107	0.100	6.5	10.0

FORM VII 300.0

FORM VII
HPLC/IC CONTINUING CALIBRATION DATA

Lab Name: TestAmerica Pittsburgh Job No.: 460-117039-1

SDG No.:

Lab Sample ID: CCV 180-182343/15 Calibration Date: 07/20/2016 10:49

Instrument ID: CHIC2100A Calib Start Date: 07/18/2016 08:01

GC Column: AS-18 ID: Calib End Date: 07/18/2016 09:40

Lab File ID: A-ICS2100 A 07-20-2016-15.d Conc. Units: mg/L

ANALYTE	CURVE TYPE	AVE CF	CF	MIN CF	CALC AMOUNT	SPIKE AMOUNT	%D	MAX %D
Bromide	LinF		25917460		0.105	0.100	4.8	10.0

FORM VII 300.0

FORM VII
HPLC/IC CONTINUING CALIBRATION DATA

Lab Name: TestAmerica Pittsburgh Job No.: 460-117039-1

SDG No.:

Lab Sample ID: CCV 180-182343/27 Calibration Date: 07/20/2016 14:02

Instrument ID: CHIC2100A Calib Start Date: 07/18/2016 08:01

GC Column: AS-18 ID: Calib End Date: 07/18/2016 09:40

Lab File ID: A-ICS2100 A 07-20-2016-27.d Conc. Units: mg/L

ANALYTE	CURVE TYPE	AVE CF	CF	MIN CF	CALC AMOUNT	SPIKE AMOUNT	%D	MAX %D
Bromide	LinF		25597200		0.103	0.100	3.5	10.0

FORM VII 300.0

COVER PAGE
GENERAL CHEMISTRY

Lab Name: TestAmerica Edison Job Number: 460-117039-1

SDG No.:

Project: LMC Great Neck Groundwater Monitoring

Client Sample ID	Lab Sample ID
QC-EB071116	460-117039-2
MW-4GL-XX	460-117039-3
MW-4MI-XX	460-117039-4
MW-7GL-XX	460-117039-5
MW-7ML-XX	460-117039-6
MW-10GL-XX	460-117039-7
MW-49MI-XX	460-117039-8
MW-49ML-XX	460-117039-9
MW-500XX	460-117039-11
IW-N5535-XX	460-117039-12
MW-43MI-XX	460-117039-13
MW-37ML-XX	460-117039-14
MW-43MU-XX	460-117039-15
QC-EB071216-XX	460-117039-17
MW-501-XX	460-117039-18
MW-38ML-XX	460-117039-19
MW-38MI-XX	460-117039-20
MW-16ML-XX	460-117039-21
MW-45MI-XX	460-117039-22

Comments:

9-IN
DETECTION LIMITS
GENERAL CHEMISTRY

Lab Name: TestAmerica Edison Job Number: 460-117039-1

SDG Number:

Matrix: Water Instrument ID: NOEQUIP

Method: SM 4500 Cl- B MDL Date: 03/02/2015 07:40

Analyte	Wavelength/ Mass	RL (mg/L)	MDL (mg/L)
Chloride		5	0.84

9-IN
CALIBRATION BLANK DETECTION LIMITS
GENERAL CHEMISTRY

Lab Name: TestAmerica Edison Job Number: 460-117039-1

SDG Number:

Matrix: Water Instrument ID: NOEQUIP

Method: SM 4500 Cl- B XMDL Date: 03/02/2015 07:41

Analyte	Wavelength/ Mass	XRL (mg/L)	XMDL (mg/L)
Chloride		5	0.84

13-IN
ANALYSIS RUN LOG
GENERAL CHEMISTRY

Lab Name: TestAmerica Edison Job No.: 460-117039-1

SDG No.:

Instrument ID: NOEQUIP Method: SM 4500 Cl- B

Start Date: 07/27/2016 13:00 End Date: 07/27/2016 13:00

Lab Sample ID	D/F	Type	Time	Analytes																			
				CL-																			
MB 460-381480/1	1	T	13:00	X																			
LCSSRM 460-381480/2 ^2	2	T	13:00	X																			
460-117039-13	1	T	13:00	X																			
460-117039-13 MS	1	T	13:00	X																			
460-117039-13 MSD	1	T	13:00	X																			
460-117039-2	1	T	13:00	X																			
460-117039-3	5	T	13:00	X																			
460-117039-4	1	T	13:00	X																			
460-117039-5	10	T	13:00	X																			
460-117039-6	2	T	13:00	X																			
460-117039-7	4	T	13:00	X																			
460-117039-8	1	T	13:00	X																			
460-117039-9	1	T	13:00	X																			
460-117039-11	1	T	13:00	X																			
460-117039-12	1	T	13:00	X																			
460-117039-14	1	T	13:00	X																			
460-117039-15	1	T	13:00	X																			
460-117039-17	1	T	13:00	X																			
460-117039-18	1	T	13:00	X																			
460-117039-19	1	T	13:00	X																			
460-117039-20	1	T	13:00	X																			
460-117039-21	2	T	13:00	X																			
460-117039-22	1	T	13:00	X																			
460-117039-22 MS	1	T	13:00	X																			
460-117039-22 MSD	1	T	13:00	X																			
ZZZZZZ			13:00																				

Prep Types
T = Total/NA

3-IN
METHOD BLANK
GENERAL CHEMISTRY

Lab Name: TestAmerica Edison Job No.: 460-117039-1

SDG No.:

Method	Lab Sample ID	Analyte	Result	Qual	Units	RL	Dil
Batch ID: 381480 Date: 07/27/2016 13:00							
SM 4500 Cl- B	MB 460-381480/1	Chloride	5.0	U	mg/L	5.0	1

FORM III-IN

5-IN
MATRIX SPIKE SAMPLE RECOVERY
GENERAL CHEMISTRY

Lab Name: TestAmerica Edison Job No.: 460-117039-1

SDG No.:

Matrix: Water

Method	Lab Sample ID	Analyte	Result	C	Unit	Spike Amount	Pct. Rec.	Limits	RPD	RPD Limit	Q
Batch ID: 381480 Date: 07/27/2016 13:00											
SM 4500 Cl- B	460-117039-13	Chloride	11.5		mg/L						
SM 4500 Cl- B	460-117039-13 MS	Chloride	38.00		mg/L	25.0	106	90-110			
Batch ID: 381480 Date: 07/27/2016 13:00											
SM 4500 Cl- B	460-117039-22	Chloride	17.5		mg/L						
SM 4500 Cl- B	460-117039-22 MS	Chloride	44.00		mg/L	25.0	106	90-110			

Calculations are performed before rounding to avoid round-off errors in calculated results.

FORM V-IN

5-IN
MATRIX SPIKE DUPLICATE SAMPLE RECOVERY
GENERAL CHEMISTRY

Lab Name: TestAmerica Edison Job No.: 460-117039-1

SDG No.:

Matrix: Water

Method	Lab Sample ID	Analyte	Result	C	Unit	Spike Amount	Pct. Rec.	Limits	RPD	RPD Limit	Q
Batch ID: 381480 Date: 07/27/2016 13:00											
SM 4500 Cl- B	460-117039-13 MSD	Chloride	37.50		mg/L	25.0	104	90-110	1	10	
Batch ID: 381480 Date: 07/27/2016 13:00											
SM 4500 Cl- B	460-117039-22 MSD	Chloride	43.50		mg/L	25.0	104	90-110	1	10	

Calculations are performed before rounding to avoid round-off errors in calculated results.

FORM V-IN

7A-IN
LCS-CERTIFIED REFERENCE MATERIAL
GENERAL CHEMISTRY

Lab Name: TestAmerica Edison Job No.: 460-117039-1

SDG No.:

Matrix: Water

Method	Lab Sample ID	Analyte	Result	C	Unit	Spike Amount	Pct. Rec.	Limits	RPD	RPD Limit	Q
Batch ID: 381480	Date: 07/27/2016 13:00										
						LCS Source: WTchlLCS_00068					
SM 4500 Cl- B	LCSSRM 460-381480/2 ^2	Chloride	77.98		mg/L	79.6	98.0	91.0-109.0			

Calculations are performed before rounding to avoid round-off errors in calculated results.

FORM VIIA-IN

GENERAL CHEMISTRY BATCH WORKSHEET

Lab Name: TestAmerica Edison Job No.: 460-117039-1

SDG No.:

Batch Number: 381480 Batch Start Date: 07/27/16 13:00 Batch Analyst: Vu, Huan

Batch Method: SM 4500 Cl- B Batch End Date: 07/27/16 17:33

Lab Sample ID	Client Sample ID	Method Chain	Basis	FinalAmount	WTchlLCS 00068	WTchlSP1 00022	AnalysisComment		
MB 460-381480/1		SM 4500 Cl- B		100 mL			B-0217-16 :0.0141 N AgNO3 exp;01/02/17		
LCSSRM 460-381480/2 ^2		SM 4500 Cl- B		100 mL	50 mL		B-0140-16 : K2CrO4 exp;09/15/16		
460-117039-F-13	MW-43MI-XX	SM 4500 Cl- B	T	100 mL					
460-117039-F-13 MS	MW-43MI-XX	SM 4500 Cl- B	T	100 mL		2.5 mL			
460-117039-F-13 MSD	MW-43MI-XX	SM 4500 Cl- B	T	100 mL		2.5 mL			
460-117039-F-2	QC-EB071116	SM 4500 Cl- B	T	100 mL					
460-117039-F-3 ^5	MW-4GL-XX	SM 4500 Cl- B	T	100 mL					
460-117039-F-4	MW-4MI-XX	SM 4500 Cl- B	T	100 mL					
460-117039-F-5 ^10	MW-7GL-XX	SM 4500 Cl- B	T	100 mL					
460-117039-F-6 ^2	MW-7ML-XX	SM 4500 Cl- B	T	100 mL					
460-117039-F-7 ^4	MW-10GL-XX	SM 4500 Cl- B	T	100 mL					
460-117039-F-8	MW-49MI-XX	SM 4500 Cl- B	T	100 mL					
460-117039-F-9	MW-49ML-XX	SM 4500 Cl- B	T	100 mL					
460-117039-F-11	MW-500XX	SM 4500 Cl- B	T	100 mL					
460-117039-F-12	IW-N5535-XX	SM 4500 Cl- B	T	100 mL					
460-117039-F-14	MW-37ML-XX	SM 4500 Cl- B	T	100 mL					
460-117039-F-15	MW-43MU-XX	SM 4500 Cl- B	T	100 mL					
460-117039-F-17	QC-EB071216-XX	SM 4500 Cl- B	T	100 mL					
460-117039-F-18	MW-501-XX	SM 4500 Cl- B	T	100 mL					
460-117039-F-19	MW-38ML-XX	SM 4500 Cl- B	T	100 mL					

The pound sign (#) in the amount added field denotes that the reagent was used undiluted. All calculations are performed using the stated concentration for this reagent.

GENERAL CHEMISTRY BATCH WORKSHEET

Lab Name: TestAmerica Edison Job No.: 460-117039-1

SDG No.:

Batch Number: 381480 Batch Start Date: 07/27/16 13:00 Batch Analyst: Vu, Huan

Batch Method: SM 4500 Cl- B Batch End Date: 07/27/16 17:33

Lab Sample ID	Client Sample ID	Method Chain	Basis	FinalAmount	WTchlLCS 00068	WTchlSP1 00022	AnalysisComment		
460-117039-F-20	MW-38MI-XX	SM 4500 Cl-B	T	100 mL					
460-117039-F-21^2	MW-16ML-XX	SM 4500 Cl-B	T	100 mL					
460-117039-F-22	MW-45MI-XX	SM 4500 Cl-B	T	100 mL					
460-117039-F-22 MS	MW-45MI-XX	SM 4500 Cl-B	T	100 mL		2.5 mL			
460-117039-F-22 MSD	MW-45MI-XX	SM 4500 Cl-B	T	100 mL		2.5 mL			

Batch Notes	

Basis	Basis Description
T	Total/NA

The pound sign (#) in the amount added field denotes that the reagent was used undiluted. All calculations are performed using the stated concentration for this reagent.

DATA USABILITY SUMMARY REPORT
GROUNDWATER MONITORING
PROJECT: LMC GREAT NECK
NEW YORK
DATE SAMPLES COLLECTED: JULY 14, 2016

LAB REPORT No. 460-117082-1

1.0 INTRODUCTION

Three aqueous samples including one trip blank were collected by Tetra Tech, Inc., at the Lockheed Martin Great Neck site on July 14, 2016. The samples were sent to TestAmerica Laboratories, Inc., in Edison, New Jersey. All analyses were conducted in accordance with USEPA Contract Laboratory Program (CLP) OLM04.2 Method Volatile Organic Compound (VOC) Low Level (LL), SW846 8260C SIM, EPA Method 300.0, and Standard Methods 4500 Cl-B analytical and reporting protocols.

The data package deliverables provided by the laboratory included a Category B deliverable as outlined in the New York State Department of Environmental Conservation (NYSDEC) Analytical Services Protocols.

Data validation was performed on the aforementioned samples in accordance with EPA Region II data validation guidelines. However, the data validation review requirements were applied such that specifications of the methods took precedence over the specifications of the outlined in the USEPA Region II Standard Operating Procedures (SOPs) Low/Medium Volatile Data Validation, HW-33 Revision 3 (March 2013). Likewise, in the instances when method requirements were not defined, Region II guidelines were applied.

The Data Usability Summary Report (DUSR) was prepared after the process of data validation was completed and summarizes the overall data quality and usability in accordance with the NYSDEC Technical Guidance for Site Investigation and Remediation (NYSDEC 2010).

The DUSR review is based on the following parameters:

- * Data completeness
- * Hold times/Sample Preservation
- * GC/MS System Tuning and Performance
- Initial/continuing calibrations
- * Laboratory Method and Trip Blank Results
- * Surrogate Spike Recoveries
- * Internal Standard Results
- * Laboratory Control Sample/Laboratory Control Spike Duplicate Results
- * Matrix Spike/Matrix Spike Duplicate Results
- * Compound Identification/Quantitation
- * Tentatively Identified Compounds Results
- * Detection Limits

The symbol (*) indicates that all quality control criteria were met for this parameter.

This report was prepared to provide a critical review of the laboratory analysis and reported chemical results. Overall, the data quality is acceptable. The results of the Quality Assurance Review are presented in Section 3.0. Summary tables are provided. Appendices A, B, and C are provided so that the data user can review the qualified analytical results, results reported by the laboratory, and the supporting documentation associated with data findings and data quality.

2.0 SAMPLES INCLUDED IN REVIEW

Lab Report No. 460-117082-1

Sample ID	Lab ID	Date Collected	Test Requested
MW-2MU-XX	460-117082-2	7/14/2016	VOCs
MW-38MU-XX	460-117082-3	7/14/2016	VOCs, Misc
QC-TB071416-02	460-117082-1	7/14/2016	VOCs

Legend:

VOCs = CLP Low Level (LL) Volatile Organic Compounds in accordance with OLM04.2 Method and SW846 8260C SIM.
Misc = Bromide and Chlorine in accordance with EPA Method 300.0 and Standard Methods 4500 Cl-B, respectively.

3.0 RESULTS

3.1 DATA COMPLETENESS

With regard to the data package deliverables, the contents of the data package were complete and contained all necessary summary forms and raw instrument data.

3.2 QUALITY CONTROL PARAMETERS

Hold Times/Sample Preservation: Technical hold times and preservation were assessed by comparing the sample dates and preservation code on the sample COC with that of the analysis dates.

- All project samples were properly preserved and analyzed within the required hold time for all analyses.

GC/MS Performance Check (Tuning) Summary: Gas chromatograph/mass spectrometer (GC/MS) instrument tuning and performance checks are performed to ensure the instrument's ability to provide appropriate mass-resolution, identification and sensitivity.

- The BFB tuning compound mass-ion abundance criteria for the LL VOC analyses were reported within control limits.

Initial and Continuing Calibration Results: Control limits for initial and continuing instrument calibrations are established to ensure that the instrument is capable of producing accurate quantitative data. The following issues were noted:

- The initial calibration performed on 07/07/2016 and the associated continuing calibration on 07/19/2016 @ 01:12 had a Percent Relative Standard Deviation (%RSD) and a Percent Difference (%D), respectively, which exceeded the 40% quality control limit (for compounds exhibiting poor response) for acetone. All samples were affected. Only non-

detected results were reported for acetone in the affected samples and these non-detects were qualified as estimated, (UJ).

- All initial and continuing calibration response factors were within the quality control limits.

Laboratory Method and Trip Blank Contamination:

- No target compound contaminants were detected in the laboratory method and trip blanks associated with the reviewed parameters in this data set.

System Monitoring Compound (Surrogate) Recoveries:

- All surrogate recoveries fell within control limits for the project samples received for LL VOC reviewed.

Internal Standards Area Performance:

- The internal standard area counts and retention times fell within control limits for the project samples received and reviewed.

Laboratory Control Spike/Laboratory Control Spike Duplicate (LCS/LCSD) Results:

- The LCS/LCSD target compound Percent Recoveries (%Rs) and Relative Percent Differences (RPDs) were acceptable for the parameters reviewed.

Matrix Spike/Matrix Spike Duplicate Samples (MS/MSD) Results:

- The MS/MSD analyses in the bromide and chloride fractions were not performed on a sample of interest, however, all the %Rs and RPDs were within the quality control limits.

Target Compound Identification and Quantitation: The laboratory calculations are verified and compound identifications are reviewed and assessed by the data reviewer.

- The GC/MS raw data (quantitation reports and chromatograms) were provided for review. No laboratory calculation errors were noted for the sample selected for verification during data validation.

Tentatively Identified Compounds (TIC) Results:

- No TICs were detected in the samples.

Detection Limits: Non-detected results were reported to the Method Detection Limit (MDL). Chloride was analyzed at a 5X dilution in sample MW-38MU-XX.

4.0 CONCLUSIONS

Overall, based on the outcome of data validation and as summarized in the DUSR, the data quality is acceptable with the qualifiers noted in this report.

Tetra Tech, Inc.
Michelle L. Allen
Chemist/Data Validator

Tetra Tech, Inc.
Joseph A. Samchuck
Data Validation Manager

September 6, 2016

Attachments:

Appendix A – Qualified Analytical Results
Appendix B – Results as Reported by the Laboratory
Appendix C – Support Documentation

Data Qualifier Definitions

The following definitions provide brief explanations of the validation qualifiers assigned to results in the data review process.

U	The analyte was analyzed for, but was not detected at a level greater than or equal to the level of the adjusted method detection limit for sample and method.
J	The analyte was positively identified and the associated numerical value is the approximate concentration of the analyte in the sample (due either to the quality of the data generated because certain quality control criteria were not met, or the concentration of the analyte was below the reporting limit).
J+	The result is an estimated quantity, but the result may be biased high.
J-	The result is an estimated quantity, but the result may be biased low.
UJ	The analyte was analyzed for, but was not detected. The reported detection limit is approximate and may be inaccurate or imprecise.
R	The sample result (detected) is unusable due to the quality of the data generated because certain criteria were not met. The analyte may or may not be present in the sample.
UR	The sample result (nondetected) is unusable due to the quality of the data generated because certain criteria were not met. The analyte may or may not be present in the sample.

Appendix A

Qualified Analytical Results

Qualifier Codes:

A = Lab Blank Contamination
B = Field Blank Contamination
C = Calibration Noncompliance (i.e., % RSDs, %Ds, ICVs, CCVs, RRFs, etc.)
C01 = GC/MS Tuning Noncompliance
D = MS/MSD Recovery Noncompliance
E = LCS/LCSD Recovery Noncompliance
F = Lab Duplicate Imprecision
G = Field Duplicate Imprecision
H = Holding Time Exceedance
I = ICP Serial Dilution Noncompliance
J = ICP PDS Recovery Noncompliance; MSA's r < 0.995
K = ICP Interference - includes ICS % R Noncompliance
L = Instrument Calibration Range Exceedance
M = Sample Preservation Noncompliance
N = Internal Standard Noncompliance
N01 = Internal Standard Recovery Noncompliance Dioxins
N02 = Recovery Standard Noncompliance Dioxins
N03 = Clean-up Standard Noncompliance Dioxins
O = Poor Instrument Performance (i.e., base-time drifting)
P = Uncertainty near detection limit (< 2 x IDL for inorganics and <CRQL for organics)
Q = Other problems (can encompass a number of issues; i.e.chromatography,interferences, etc.)
R = Surrogates Recovery Noncompliance
S = Pesticide/PCB Resolution
T = % Breakdown Noncompliance for DDT and Endrin
U = RPD between columns/detectors >40% for positive results determined via GC/HPLC
V = Non-linear calibrations; correlation coefficient r < 0.995
W = EMPC result
X = Signal to noise response drop
Y = Percent solids <30%
Z = Uncertainty at 2 standard deviations is greater than sample activity
Z1 = Tentatively Identified Compound considered presumptively present
Z2 = Tentatively Identified Compound column bleed
Z3 = Tentatively Identified Compound aldol condensate
Z4 = Sample activity is less than the at uncertainty at 3 standard deviations and greater than the MDC
Z5 = Sample activity is less than the at uncertainty at 3 standard deviations and less than the MDC

PROJ_NO: 07793	NSAMPLE	MW-2MU-XX			MW-38MU-XX			QC-TB071416-02		
SDG: 460-117082-1	LAB_ID	460-117082-2			460-117082-3			460-117082-1		
FRACTION: OV	SAMP_DATE	7/14/2016			7/14/2016			7/14/2016		
MEDIA: WATER	QC_TYPE	NM			NM			NM		
	UNITS	UG/L			UG/L			UG/L		
	PCT_SOLIDS	0.0			0.0			0.0		
	DUP_OF									
PARAMETER		RESULT	VQL	QLCD	RESULT	VQL	QLCD	RESULT	VQL	QLCD
1,4-DIOXANE		1.1			0.96			0.11	U	

PROJ_NO: 07793	NSAMPLE	MW-2MU-XX			MW-38MU-XX			QC-TB071416-02		
SDG: 460-117082-1	LAB_ID	460-117082-2			460-117082-3			460-117082-1		
FRACTION: OVCLP	SAMP_DATE	7/14/2016			7/14/2016			7/14/2016		
MEDIA: WATER	QC_TYPE	NM			NM			NM		
	UNITS	UG/L			UG/L			UG/L		
	PCT_SOLIDS	0.0			0.0			0.0		
	DUP_OF									
PARAMETER		RESULT	VQL	QLCD	RESULT	VQL	QLCD	RESULT	VQL	QLCD
1,1,1-TRICHLOROETHANE		0.1	U		0.1	U		0.1	U	
1,1,2,2-TETRACHLOROETHANE		0.1	U		0.1	U		0.1	U	
1,1,2-TRICHLOROETHANE		0.1	U		0.1	U		0.1	U	
1,1,2-TRICHLOROTRIFLUOROETHANE		1.7			0.1	U		0.1	U	
1,1-DICHLORO-2,2,2-TRIFLUOROETHANE		0.1	U		0.1	U		0.1	U	
1,1-DICHLOROETHANE		0.1	U		0.1	U		0.1	U	
1,1-DICHLOROETHENE		0.1	U		0.1	U		0.1	U	
1,1-DIFLUOROETHANE		0.1	U		0.1	U		0.1	U	
1,2,4-TRICHLOROBENZENE		0.1	U		0.1	U		0.1	U	
1,2-DIBROMO-3-CHLOROPROPANE		0.1	U		0.1	U		0.1	U	
1,2-DIBROMOETHANE		0.1	U		0.1	U		0.1	U	
1,2-DICHLOROBENZENE		0.1	U		0.1	U		0.1	U	
1,2-DICHLOROETHANE		0.1	U		0.1	U		0.1	U	
1,2-DICHLOROPROPANE		0.1	U		0.1	U		0.1	U	
1,3-DICHLOROBENZENE		0.1	U		0.1	U		0.1	U	
1,4-DICHLOROBENZENE		0.1	U		0.1	U		0.1	U	
2-BUTANONE		0.1	U		0.1	U		0.1	U	
2-HEXANONE		0.1	U		0.1	U		0.1	U	
4-METHYL-2-PENTANONE		0.1	U		0.1	U		0.1	U	
ACETONE		0.1	UJ	C	0.1	UJ	C	0.1	UJ	C
BENZENE		0.1	U		0.1	U		0.1	U	
BROMODICHLOROMETHANE		0.1	U		0.1	U		0.1	U	
BROMOFORM		0.1	U		0.1	U		0.1	U	
BROMOMETHANE		0.1	U		0.1	U		0.1	U	
CARBON DISULFIDE		0.1	U		0.1	U		0.1	U	
CARBON TETRACHLORIDE		0.1	U		0.1	U		0.1	U	
CHLOROBENZENE		0.1	U		0.1	U		0.1	U	
CHLORODIBROMOMETHANE		0.1	U		0.1	U		0.1	U	
CHLORODIFLUOROMETHANE		1.4			0.1	U		0.1	U	
CHLOROETHANE		0.1	U		0.1	U		0.1	U	
CHLOROFORM		0.1	U		0.1	U		0.1	U	
CHLOROMETHANE		0.1	U		0.1	U		0.1	U	
CIS-1,2-DICHLOROETHENE		73			37			0.1	U	
CIS-1,3-DICHLOROPROPENE		0.1	U		0.1	U		0.1	U	
CYCLOHEXANE		0.1	U		0.1	U		0.1	U	

PROJ_NO: 07793	NSAMPLE	MW-2MU-XX			MW-38MU-XX			QC-TB071416-02		
SDG: 460-117082-1	LAB_ID	460-117082-2			460-117082-3			460-117082-1		
FRACTION: OVCLP	SAMP_DATE	7/14/2016			7/14/2016			7/14/2016		
MEDIA: WATER	QC_TYPE	NM			NM			NM		
	UNITS	UG/L			UG/L			UG/L		
	PCT_SOLIDS	0.0			0.0			0.0		
	DUP_OF									
PARAMETER		RESULT	VQL	QLCD	RESULT	VQL	QLCD	RESULT	VQL	QLCD
DICHLORODIFLUOROMETHANE		0.1	U		0.1	U		0.1	U	
ETHYLBENZENE		0.1	U		0.1	U		0.1	U	
ISOPROPYLBENZENE		0.1	U		0.1	U		0.1	U	
M+P-XYLENES		0.1	U		0.1	U		0.1	U	
METHYL ACETATE		0.1	U		0.1	U		0.1	U	
METHYL CYCLOHEXANE		0.1	U		0.1	U		0.1	U	
METHYL TERT-BUTYL ETHER		0.1	U		0.1	U		0.1	U	
METHYLENE CHLORIDE		0.1	U		0.1	U		0.1	U	
O-XYLENE		0.1	U		0.1	U		0.1	U	
PENTAFLUOROETHYL CHLORIDE		0.1	U		0.1	U		0.1	U	
STYRENE		0.1	U		0.1	U		0.1	U	
TETRACHLOROETHENE		5.3			1			0.1	U	
TOLUENE		0.1	U		1			0.1	U	
TOTAL XYLENES		0.1	U		0.1	U		0.1	U	
TRANS-1,2-DICHLOROETHENE		0.46	J	P	0.1	U		0.1	U	
TRANS-1,3-DICHLOROPROPENE		0.1	U		0.1	U		0.1	U	
TRICHLOROETHENE		14			6.4			0.1	U	
TRICHLOROFLUOROMETHANE		0.1	U		0.1	U		0.1	U	
VINYL CHLORIDE		0.4	J	P	0.1	U		0.1	U	

PROJ_NO: 07793	NSAMPLE	MW-38MU-XX		
SDG: 460-117082-1	LAB_ID	460-117082-3		
FRACTION: MISC	SAMP_DATE	7/14/2016		
MEDIA: WATER	QC_TYPE	NM		
	UNITS	MG/L		
	PCT_SOLIDS	0.0		
	DUP_OF			
PARAMETER		RESULT	VQL	QLCD
BROMIDE		0.07		
CHLORIDE		392		

Appendix B

Results as Reported by the Laboratory

FORM I
GC/MS VOA ORGANICS ANALYSIS DATA SHEET

Lab Name: TestAmerica Edison | Job No.: 460-117082-1

SDG No.:

Client Sample ID: QC-TB071416-02 | Lab Sample ID: 460-117082-1

Matrix: Water | Lab File ID: N95585.D

Analysis Method: 8260C SIM | Date Collected: 07/14/2016 15:20

Sample wt/vol: 5(mL) | Date Analyzed: 07/25/2016 21:21

Soil Aliquot Vol: | Dilution Factor: 1

Soil Extract Vol.: | GC Column: DB-624 ID: 0.18(mm)

% Moisture: | Level: (low/med) Low

Analysis Batch No.: 380996 | Units: ug/L

CAS NO.	COMPOUND NAME	RESULT	Q	RL	MDL
123-91-1	1,4-Dioxane	0.40	U	0.40	0.11

CAS NO.	SURROGATE	%REC	Q	LIMITS
17060-07-0	1,2-Dichloroethane-d4 (Surr)	96		60-132
460-00-4	4-Bromofluorobenzene	95		72-123

FORM I
GC/MS VOA ORGANICS ANALYSIS DATA SHEET

Lab Name: TestAmerica Edison | Job No.: 460-117082-1

SDG No.:

Client Sample ID: MW-2MU-XX | Lab Sample ID: 460-117082-2

Matrix: Water | Lab File ID: N95605.D

Analysis Method: 8260C SIM | Date Collected: 07/14/2016 14:35

Sample wt/vol: 5(mL) | Date Analyzed: 07/26/2016 17:35

Soil Aliquot Vol: | Dilution Factor: 1

Soil Extract Vol.: | GC Column: DB-624 ID: 0.18(mm)

% Moisture: | Level: (low/med) Low

Analysis Batch No.: 381064 | Units: ug/L

CAS NO.	COMPOUND NAME	RESULT	Q	RL	MDL
123-91-1	1,4-Dioxane	1.1		0.40	0.11

CAS NO.	SURROGATE	%REC	Q	LIMITS
17060-07-0	1,2-Dichloroethane-d4 (Surr)	103		60-132
460-00-4	4-Bromofluorobenzene	95		72-123

FORM I
GC/MS VOA ORGANICS ANALYSIS DATA SHEET

Lab Name: TestAmerica Edison | Job No.: 460-117082-1

SDG No.:

Client Sample ID: MW-38MU-XX | Lab Sample ID: 460-117082-3

Matrix: Water | Lab File ID: N95606.D

Analysis Method: 8260C SIM | Date Collected: 07/14/2016 13:48

Sample wt/vol: 5(mL) | Date Analyzed: 07/26/2016 18:06

Soil Aliquot Vol: | Dilution Factor: 1

Soil Extract Vol.: | GC Column: DB-624 ID: 0.18(mm)

% Moisture: | Level: (low/med) Low

Analysis Batch No.: 381064 | Units: ug/L

CAS NO.	COMPOUND NAME	RESULT	Q	RL	MDL
123-91-1	1,4-Dioxane	0.96		0.40	0.11

CAS NO.	SURROGATE	%REC	Q	LIMITS
17060-07-0	1,2-Dichloroethane-d4 (Surr)	106		60-132
460-00-4	4-Bromofluorobenzene	97		72-123

FORM I
GC/MS VOA ORGANICS ANALYSIS DATA SHEET

Lab Name: TestAmerica Edison | Job No.: 460-117082-1

SDG No.:

Client Sample ID: QC-TB071416-02 | Lab Sample ID: 460-117082-1

Matrix: Water | Lab File ID: V45903.D

Analysis Method: OLM04.2/VOL | Date Collected: 07/14/2016 15:20

Sample wt/vol: 5(mL) | Date Analyzed: 07/19/2016 03:30

Soil Aliquot Vol: | Dilution Factor: 1

Soil Extract Vol.: | GC Column: Rtx-624 ID: 0.25(mm)

% Moisture: | Level: (low/med) Low

Analysis Batch No.: 379691 | Units: ug/L

CAS NO.	COMPOUND NAME	RESULT	Q	RL	MDL
71-55-6	1,1,1-Trichloroethane	1.0	U	1.0	0.10
79-34-5	1,1,2,2-Tetrachloroethane	1.0	U	1.0	0.10
76-13-1	1,1,2-Trichloro-1,2,2-trifluoroethane	1.0	U	1.0	0.10
79-00-5	1,1,2-Trichloroethane	1.0	U	1.0	0.10
75-34-3	1,1-Dichloroethane	1.0	U	1.0	0.10
75-35-4	1,1-Dichloroethene	1.0	U	1.0	0.10
120-82-1	1,2,4-Trichlorobenzene	1.0	U	1.0	0.10
96-12-8	1,2-Dibromo-3-Chloropropane	1.0	U	1.0	0.10
106-93-4	1,2-Dibromoethane	1.0	U	1.0	0.10
95-50-1	1,2-Dichlorobenzene	1.0	U	1.0	0.10
107-06-2	1,2-Dichloroethane	1.0	U	1.0	0.10
78-87-5	1,2-Dichloropropane	1.0	U	1.0	0.10
541-73-1	1,3-Dichlorobenzene	1.0	U	1.0	0.10
106-46-7	1,4-Dichlorobenzene	1.0	U	1.0	0.10
591-78-6	2-Hexanone	1.0	U	1.0	0.10
67-64-1	Acetone	1.0	U	1.0	0.10
71-43-2	Benzene	1.0	U	1.0	0.10
75-27-4	Bromodichloromethane	1.0	U	1.0	0.10
75-25-2	Bromoform	1.0	U	1.0	0.10
74-83-9	Bromomethane	1.0	U	1.0	0.10
75-15-0	Carbon disulfide	1.0	U	1.0	0.10
56-23-5	Carbon tetrachloride	1.0	U	1.0	0.10
108-90-7	Chlorobenzene	1.0	U	1.0	0.10
75-45-6	Chlorodifluoromethane	1.0	U	1.0	0.10
75-00-3	Chloroethane	1.0	U	1.0	0.10
67-66-3	Chloroform	1.0	U	1.0	0.10
74-87-3	Chloromethane	1.0	U	1.0	0.10
156-59-2	cis-1,2-Dichloroethene	1.0	U	1.0	0.10
10061-01-5	cis-1,3-Dichloropropene	1.0	U	1.0	0.10
110-82-7	Cyclohexane	1.0	U	1.0	0.10
124-48-1	Dibromochloromethane	1.0	U	1.0	0.10
75-71-8	Dichlorodifluoromethane	1.0	U	1.0	0.10
100-41-4	Ethylbenzene	1.0	U	1.0	0.10
75-69-4	Freon 11	1.0	U	1.0	0.10
76-15-3	Freon 115	1.0	U	1.0	0.10

FORM I
GC/MS VOA ORGANICS ANALYSIS DATA SHEET

Lab Name: TestAmerica Edison | Job No.: 460-117082-1

SDG No.:

Client Sample ID: QC-TB071416-02 | Lab Sample ID: 460-117082-1

Matrix: Water | Lab File ID: V45903.D

Analysis Method: OLM04.2/VOL | Date Collected: 07/14/2016 15:20

Sample wt/vol: 5(mL) | Date Analyzed: 07/19/2016 03:30

Soil Aliquot Vol: | Dilution Factor: 1

Soil Extract Vol.: | GC Column: Rtx-624 ID: 0.25(mm)

% Moisture: | Level: (low/med) Low

Analysis Batch No.: 379691 | Units: ug/L

CAS NO.	COMPOUND NAME	RESULT	Q	RL	MDL
306-83-2	Freon 123	1.0	U	1.0	0.10
75-37-6	Freon 152a	1.0	U	1.0	0.10
98-82-8	Isopropylbenzene	1.0	U	1.0	0.10
179601-23-1	m&p-Xylene	1.0	U	1.0	0.10
79-20-9	Methyl acetate	1.0	U	1.0	0.10
78-93-3	Methyl ethyl ketone (MEK)	1.0	U	1.0	0.10
108-10-1	Methyl isobutyl ketone (MIBK)	1.0	U	1.0	0.10
1634-04-4	Methyl tert-butyl ether	1.0	U	1.0	0.10
108-87-2	Methylcyclohexane	1.0	U	1.0	0.10
75-09-2	Methylene Chloride	1.0	U	1.0	0.10
95-47-6	o-Xylene	1.0	U	1.0	0.10
100-42-5	Styrene	1.0	U	1.0	0.10
127-18-4	Tetrachloroethene	1.0	U	1.0	0.10
108-88-3	Toluene	1.0	U	1.0	0.10
156-60-5	trans-1,2-Dichloroethene	1.0	U	1.0	0.10
10061-02-6	trans-1,3-Dichloropropene	1.0	U	1.0	0.10
79-01-6	Trichloroethene	1.0	U	1.0	0.10
75-01-4	Vinyl chloride	1.0	U	1.0	0.10
1330-20-7	Xylenes, Total	1.0	U	1.0	0.10

CAS NO.	SURROGATE	%REC	Q	LIMITS
17060-07-0	1,2-Dichloroethane-d4 (Surr)	109		76-114
460-00-4	Bromofluorobenzene	92		86-115
2037-26-5	Toluene-d8 (Surr)	98		88-110

FORM I
GC/MS VOA ORGANICS ANALYSIS DATA SHEET
TENTATIVELY IDENTIFIED COMPOUNDS

Lab Name: TestAmerica Edison Job No.: 460-117082-1

SDG No.:

Client Sample ID: QC-TB071416-02 Lab Sample ID: 460-117082-1

Matrix: Water Lab File ID: V45903.D

Analysis Method: OLM04.2/VOL Date Collected: 07/14/2016 15:20

Sample wt/vol: 5(mL) Date Analyzed: 07/19/2016 03:30

Soil Aliquot Vol: Dilution Factor: 1

Soil Extract Vol.: GC Column: Rtx-624 ID: 0.25(mm)

% Moisture: Level: (low/med) Low

Analysis Batch No.: 379691 Units: ug/L

Number TICs Found: 0 TIC Result Total: 0

CAS NO.	COMPOUND NAME	RT	RESULT	Q	MATCH QUALITY
	Tentatively Identified Compound		None		

FORM I
GC/MS VOA ORGANICS ANALYSIS DATA SHEET

Lab Name: TestAmerica Edison | Job No.: 460-117082-1

SDG No.:

Client Sample ID: MW-2MU-XX | Lab Sample ID: 460-117082-2

Matrix: Water | Lab File ID: V45909.D

Analysis Method: OLM04.2/VOL | Date Collected: 07/14/2016 14:35

Sample wt/vol: 5(mL) | Date Analyzed: 07/19/2016 05:48

Soil Aliquot Vol: | Dilution Factor: 1

Soil Extract Vol.: | GC Column: Rtx-624 ID: 0.25(mm)

% Moisture: | Level: (low/med) Low

Analysis Batch No.: 379691 | Units: ug/L

CAS NO.	COMPOUND NAME	RESULT	Q	RL	MDL
71-55-6	1,1,1-Trichloroethane	1.0	U	1.0	0.10
79-34-5	1,1,2,2-Tetrachloroethane	1.0	U	1.0	0.10
76-13-1	1,1,2-Trichloro-1,2,2-trifluoroethane	1.7		1.0	0.10
79-00-5	1,1,2-Trichloroethane	1.0	U	1.0	0.10
75-34-3	1,1-Dichloroethane	1.0	U	1.0	0.10
75-35-4	1,1-Dichloroethene	1.0	U	1.0	0.10
120-82-1	1,2,4-Trichlorobenzene	1.0	U	1.0	0.10
96-12-8	1,2-Dibromo-3-Chloropropane	1.0	U	1.0	0.10
106-93-4	1,2-Dibromoethane	1.0	U	1.0	0.10
95-50-1	1,2-Dichlorobenzene	1.0	U	1.0	0.10
107-06-2	1,2-Dichloroethane	1.0	U	1.0	0.10
78-87-5	1,2-Dichloropropane	1.0	U	1.0	0.10
541-73-1	1,3-Dichlorobenzene	1.0	U	1.0	0.10
106-46-7	1,4-Dichlorobenzene	1.0	U	1.0	0.10
591-78-6	2-Hexanone	1.0	U	1.0	0.10
67-64-1	Acetone	1.0	U	1.0	0.10
71-43-2	Benzene	1.0	U	1.0	0.10
75-27-4	Bromodichloromethane	1.0	U	1.0	0.10
75-25-2	Bromoform	1.0	U	1.0	0.10
74-83-9	Bromomethane	1.0	U	1.0	0.10
75-15-0	Carbon disulfide	1.0	U	1.0	0.10
56-23-5	Carbon tetrachloride	1.0	U	1.0	0.10
108-90-7	Chlorobenzene	1.0	U	1.0	0.10
75-45-6	Chlorodifluoromethane	1.4		1.0	0.10
75-00-3	Chloroethane	1.0	U	1.0	0.10
67-66-3	Chloroform	1.0	U	1.0	0.10
74-87-3	Chloromethane	1.0	U	1.0	0.10
156-59-2	cis-1,2-Dichloroethene	73		1.0	0.10
10061-01-5	cis-1,3-Dichloropropene	1.0	U	1.0	0.10
110-82-7	Cyclohexane	1.0	U	1.0	0.10
124-48-1	Dibromochloromethane	1.0	U	1.0	0.10
75-71-8	Dichlorodifluoromethane	1.0	U	1.0	0.10
100-41-4	Ethylbenzene	1.0	U	1.0	0.10
75-69-4	Freon 11	1.0	U	1.0	0.10
76-15-3	Freon 115	1.0	U	1.0	0.10

FORM I
GC/MS VOA ORGANICS ANALYSIS DATA SHEET

Lab Name: TestAmerica Edison | Job No.: 460-117082-1
SDG No.:
Client Sample ID: MW-2MU-XX | Lab Sample ID: 460-117082-2
Matrix: Water | Lab File ID: V45909.D
Analysis Method: OLM04.2/VOL | Date Collected: 07/14/2016 14:35
Sample wt/vol: 5(mL) | Date Analyzed: 07/19/2016 05:48
Soil Aliquot Vol: | Dilution Factor: 1
Soil Extract Vol.: | GC Column: Rtx-624 ID: 0.25(mm)
% Moisture: | Level: (low/med) Low
Analysis Batch No.: 379691 | Units: ug/L

CAS NO.	COMPOUND NAME	RESULT	Q	RL	MDL
306-83-2	Freon 123	1.0	U	1.0	0.10
75-37-6	Freon 152a	1.0	U	1.0	0.10
98-82-8	Isopropylbenzene	1.0	U	1.0	0.10
179601-23-1	m&p-Xylene	1.0	U	1.0	0.10
79-20-9	Methyl acetate	1.0	U	1.0	0.10
78-93-3	Methyl ethyl ketone (MEK)	1.0	U	1.0	0.10
108-10-1	Methyl isobutyl ketone (MIBK)	1.0	U	1.0	0.10
1634-04-4	Methyl tert-butyl ether	1.0	U	1.0	0.10
108-87-2	Methylcyclohexane	1.0	U	1.0	0.10
75-09-2	Methylene Chloride	1.0	U	1.0	0.10
95-47-6	o-Xylene	1.0	U	1.0	0.10
100-42-5	Styrene	1.0	U	1.0	0.10
127-18-4	Tetrachloroethene	5.3		1.0	0.10
108-88-3	Toluene	1.0	U	1.0	0.10
156-60-5	trans-1,2-Dichloroethene	0.46	J	1.0	0.10
10061-02-6	trans-1,3-Dichloropropene	1.0	U	1.0	0.10
79-01-6	Trichloroethene	14		1.0	0.10
75-01-4	Vinyl chloride	0.40	J	1.0	0.10
1330-20-7	Xylenes, Total	1.0	U	1.0	0.10

CAS NO.	SURROGATE	%REC	Q	LIMITS
17060-07-0	1,2-Dichloroethane-d4 (Surr)	103		76-114
460-00-4	Bromofluorobenzene	91		86-115
2037-26-5	Toluene-d8 (Surr)	102		88-110

FORM I
GC/MS VOA ORGANICS ANALYSIS DATA SHEET
TENTATIVELY IDENTIFIED COMPOUNDS

Lab Name: TestAmerica Edison Job No.: 460-117082-1

SDG No.:

Client Sample ID: MW-2MU-XX Lab Sample ID: 460-117082-2

Matrix: Water Lab File ID: V45909.D

Analysis Method: OLM04.2/VOL Date Collected: 07/14/2016 14:35

Sample wt/vol: 5(mL) Date Analyzed: 07/19/2016 05:48

Soil Aliquot Vol: Dilution Factor: 1

Soil Extract Vol.: GC Column: Rtx-624 ID: 0.25(mm)

% Moisture: Level: (low/med) Low

Analysis Batch No.: 379691 Units: ug/L

Number TICs Found: 0 TIC Result Total: 0

CAS NO.	COMPOUND NAME	RT	RESULT	Q	MATCH QUALITY
	Tentatively Identified Compound		None		

FORM I
GC/MS VOA ORGANICS ANALYSIS DATA SHEET

Lab Name: TestAmerica Edison | Job No.: 460-117082-1

SDG No.:

Client Sample ID: MW-38MU-XX | Lab Sample ID: 460-117082-3

Matrix: Water | Lab File ID: V45910.D

Analysis Method: OLM04.2/VOL | Date Collected: 07/14/2016 13:48

Sample wt/vol: 5(mL) | Date Analyzed: 07/19/2016 06:11

Soil Aliquot Vol: | Dilution Factor: 1

Soil Extract Vol.: | GC Column: Rtx-624 ID: 0.25(mm)

% Moisture: | Level: (low/med) Low

Analysis Batch No.: 379691 | Units: ug/L

CAS NO.	COMPOUND NAME	RESULT	Q	RL	MDL
71-55-6	1,1,1-Trichloroethane	1.0	U	1.0	0.10
79-34-5	1,1,2,2-Tetrachloroethane	1.0	U	1.0	0.10
76-13-1	1,1,2-Trichloro-1,2,2-trifluoroethane	1.0	U	1.0	0.10
79-00-5	1,1,2-Trichloroethane	1.0	U	1.0	0.10
75-34-3	1,1-Dichloroethane	1.0	U	1.0	0.10
75-35-4	1,1-Dichloroethene	1.0	U	1.0	0.10
120-82-1	1,2,4-Trichlorobenzene	1.0	U	1.0	0.10
96-12-8	1,2-Dibromo-3-Chloropropane	1.0	U	1.0	0.10
106-93-4	1,2-Dibromoethane	1.0	U	1.0	0.10
95-50-1	1,2-Dichlorobenzene	1.0	U	1.0	0.10
107-06-2	1,2-Dichloroethane	1.0	U	1.0	0.10
78-87-5	1,2-Dichloropropane	1.0	U	1.0	0.10
541-73-1	1,3-Dichlorobenzene	1.0	U	1.0	0.10
106-46-7	1,4-Dichlorobenzene	1.0	U	1.0	0.10
591-78-6	2-Hexanone	1.0	U	1.0	0.10
67-64-1	Acetone	1.0	U	1.0	0.10
71-43-2	Benzene	1.0	U	1.0	0.10
75-27-4	Bromodichloromethane	1.0	U	1.0	0.10
75-25-2	Bromoform	1.0	U	1.0	0.10
74-83-9	Bromomethane	1.0	U	1.0	0.10
75-15-0	Carbon disulfide	1.0	U	1.0	0.10
56-23-5	Carbon tetrachloride	1.0	U	1.0	0.10
108-90-7	Chlorobenzene	1.0	U	1.0	0.10
75-45-6	Chlorodifluoromethane	1.0	U	1.0	0.10
75-00-3	Chloroethane	1.0	U	1.0	0.10
67-66-3	Chloroform	1.0	U	1.0	0.10
74-87-3	Chloromethane	1.0	U	1.0	0.10
156-59-2	cis-1,2-Dichloroethene	37		1.0	0.10
10061-01-5	cis-1,3-Dichloropropene	1.0	U	1.0	0.10
110-82-7	Cyclohexane	1.0	U	1.0	0.10
124-48-1	Dibromochloromethane	1.0	U	1.0	0.10
75-71-8	Dichlorodifluoromethane	1.0	U	1.0	0.10
100-41-4	Ethylbenzene	1.0	U	1.0	0.10
75-69-4	Freon 11	1.0	U	1.0	0.10
76-15-3	Freon 115	1.0	U	1.0	0.10

FORM I
GC/MS VOA ORGANICS ANALYSIS DATA SHEET

Lab Name: TestAmerica Edison | Job No.: 460-117082-1

SDG No.:

Client Sample ID: MW-38MU-XX | Lab Sample ID: 460-117082-3

Matrix: Water | Lab File ID: V45910.D

Analysis Method: OLM04.2/VOL | Date Collected: 07/14/2016 13:48

Sample wt/vol: 5(mL) | Date Analyzed: 07/19/2016 06:11

Soil Aliquot Vol: | Dilution Factor: 1

Soil Extract Vol.: | GC Column: Rtx-624 ID: 0.25(mm)

% Moisture: | Level: (low/med) Low

Analysis Batch No.: 379691 | Units: ug/L

CAS NO.	COMPOUND NAME	RESULT	Q	RL	MDL
306-83-2	Freon 123	1.0	U	1.0	0.10
75-37-6	Freon 152a	1.0	U	1.0	0.10
98-82-8	Isopropylbenzene	1.0	U	1.0	0.10
179601-23-1	m&p-Xylene	1.0	U	1.0	0.10
79-20-9	Methyl acetate	1.0	U	1.0	0.10
78-93-3	Methyl ethyl ketone (MEK)	1.0	U	1.0	0.10
108-10-1	Methyl isobutyl ketone (MIBK)	1.0	U	1.0	0.10
1634-04-4	Methyl tert-butyl ether	1.0	U	1.0	0.10
108-87-2	Methylcyclohexane	1.0	U	1.0	0.10
75-09-2	Methylene Chloride	1.0	U	1.0	0.10
95-47-6	o-Xylene	1.0	U	1.0	0.10
100-42-5	Styrene	1.0	U	1.0	0.10
127-18-4	Tetrachloroethene	1.0		1.0	0.10
108-88-3	Toluene	1.0		1.0	0.10
156-60-5	trans-1,2-Dichloroethene	1.0	U	1.0	0.10
10061-02-6	trans-1,3-Dichloropropene	1.0	U	1.0	0.10
79-01-6	Trichloroethene	6.4		1.0	0.10
75-01-4	Vinyl chloride	1.0	U	1.0	0.10
1330-20-7	Xylenes, Total	1.0	U	1.0	0.10

CAS NO.	SURROGATE	%REC	Q	LIMITS
17060-07-0	1,2-Dichloroethane-d4 (Surr)	106		76-114
460-00-4	Bromofluorobenzene	91		86-115
2037-26-5	Toluene-d8 (Surr)	100		88-110

FORM I
GC/MS VOA ORGANICS ANALYSIS DATA SHEET
TENTATIVELY IDENTIFIED COMPOUNDS

Lab Name: TestAmerica Edison Job No.: 460-117082-1

SDG No.:

Client Sample ID: MW-38MU-XX Lab Sample ID: 460-117082-3

Matrix: Water Lab File ID: V45910.D

Analysis Method: OLM04.2/VOL Date Collected: 07/14/2016 13:48

Sample wt/vol: 5(mL) Date Analyzed: 07/19/2016 06:11

Soil Aliquot Vol: Dilution Factor: 1

Soil Extract Vol.: GC Column: Rtx-624 ID: 0.25(mm)

% Moisture: Level: (low/med) Low

Analysis Batch No.: 379691 Units: ug/L

Number TICs Found: 0 TIC Result Total: 0

CAS NO.	COMPOUND NAME	RT	RESULT	Q	MATCH QUALITY
	Tentatively Identified Compound		None		

FORM I
HPLC/IC ORGANICS ANALYSIS DATA SHEET

Lab Name: TestAmerica Pittsburgh Job No.: 460-117082-1

SDG No.:

Client Sample ID: MW-38MU-XX Lab Sample ID: 460-117082-3

Matrix: Water Lab File ID: A-ICS2100 A 07-21-2016-8.d

Analysis Method: 300.0 Date Collected: 07/14/2016 13:48

Extraction Method: Date Extracted:

Sample wt/vol: 1(mL) Date Analyzed: 07/21/2016 08:41

Con. Extract Vol.: 1.0(mL) Dilution Factor: 1

Injection Volume: 25(mL) GC Column: AS-18 ID:

% Moisture: GPC Cleanup:(Y/N) N

Analysis Batch No.: 182466 Units: mg/L

CAS NO.	COMPOUND NAME	RESULT	Q	RL	MDL
24959-67-9	Bromide	0.070		0.0025	0.00045

1B-IN
INORGANIC ANALYSIS DATA SHEET
GENERAL CHEMISTRY

Client Sample ID: MW-38MU-XX
Lab Sample ID: 460-117082-3
Lab Name: TestAmerica Edison
Job No.: 460-117082-1
SDG ID.:
Matrix: Water
Date Sampled: 07/14/2016 13:48
Reporting Basis: WET
Date Received: 07/15/2016 13:15

CAS No.	Analyte	Result	RL	MDL	Units	C	Q	DIL	Method
16887-00-6	Chloride	392	25.0	4.2	mg/L			5	SM 4500 Cl- B

Appendix C

Support Documentation

TestAmerica

THE LEADER IN ENVIRONMENTAL TESTING

CHAIN OF CUSTODY / ANALYSIS RE

460-117082 Chain of Custody

7
ax: (732) 549-3679

1 of 1

07/28/2016

Name (for report and invoice) STEVE FELDMANN	Samplers Name (Printed) R. WAGNER D. BROCKENBROUGH	Site/Project Identification LMC-GW
Company TETRA TECH	P. O. # 117-0507642.03	State (Location of site): NJ: ☐ NY: ☒ Other:
		Regulatory Program: DKQP: ☐
Address 295 RT 22E, SUITE 104E	Analysis Turnaround Time: Standard ☒	LAB USE ONLY Project No:
City WHITEHOUSE STATION State NJ	Rush Charges Authorized For: 2 Week ☐ 1 Week ☐ Other ☐	Job No: 117082
Phone 908-534-2303 Fax		

ANALYSIS REQUESTED (ENTER "X" BELOW TO INDICATE REQUEST)

Sample Identification	Date	Time	Matrix	No. of Cont.	TCL VOCs + TICs + Freons (OHM04.2)	Bromide (EPA 300.0)	Chloride (SM4500)	1,4-Dioxane (8260C-SIM)							Sample Numbers
QC-TB071416-02	7/14/16	1520	GW	4	X			X							1
MW-2MD-XX	7/14/16	1435	GW	4	X			X							2
MW-38MD-XX	7/14/16	1348	GW	6	X	X	X	X							3

SUB Work

Preservation Used: 1 = ICE, 2 = HCl, 3 = H_2SO_4, 4 = HNO_3, 5 = NaOH
6 = Other _____, 7 = Other _____

Soil:
Water:

Special Instructions

Water Metals Filtered (Yes/No)?

Relinquished by	Company	Date / Time	Received by	Company
1)	TETRA TECH	7/15/16 1055	1) Lusha Smith	TA
2) Lusha Smith	TA	7/15/16 1315	2)	TA Edison
3)			3)	7/15/16
4)			4)	1315

Laboratory Certifications: New Jersey (12028), New York (11452), Pennsylvania (68-522), Connecticut (PH-0200), Rhode Island (132).

TAL - 0016 (0715)

Massachusetts (M-NJ312), North Carolina (No. 578) CS #770694 #7 3.3

TestAmerica Edison
Receipt Temperature and pH Log

Job Number: 117082

Number of Coolers: 1 IR Gun # 7

Cooler Temperatures

	RAW	CORRECTED		RAW	CORRECTED		RAW	CORRECTED
Cooler #1:	3.3 °C	3.3 °C	Cooler #4:	°C	°C	Cooler #7:	°C	°C
Cooler #2:	°C	°C	Cooler #5:	°C	°C	Cooler #8:	°C	°C
Cooler #3:	°C	°C	Cooler #6:	°C	°C	Cooler #9:	°C	°C

TALS Sample Number	Ammonia (pH<2)	COD (pH<2)	Nitrate Nitrite (pH<2)	Metals* (pH<2)	Hardness (pH<2)	Pest (pH 5-9)	EPH or QAM (pH<2)	Phenols (pH<2)	Sulfide (pH>9)	TKN (pH<2)	TOC (pH<2)	Total Cyanide (pH>12)	Total Phos (pH<2)	Other	Other

If pH adjustments are required record the information below:

Sample No(s). adjusted: _____

Preservative Name/Conc.: _____ Volume of Preservative used (ml): _____

Lot # of Preservative(s): _____ Expiration Date: _____

The appropriate Project Manager and Department Manager should be notified about the samples which were pH adjusted.

** Samples for Metal analysis which are out of compliance must be acidified at least 24 hours prior to analysis.*

Initials: LS Date: 7/15/16

EDS-WI-038, Rev 4, 06/09/2014

TestAmerica Edison
777 New Durham Road
Edison, NJ 08817
Phone (732) 549-3900 Fax (732) 549-3679

Chain of Custody Record

460-117082 Chain of Custody

testAmerica
THE LEADER IN ENVIRONMENTAL TESTING

Client Information (Sub Contract Lab)	Sampler:	Lab PM: Meidhof, Marie A	C No: 0-46120.1
Client Contact: Shipping/Receiving	Phone:	E-Mail: marie.meidhof@testamericainc.com	Page: Page 1 of 1
Company: TestAmerica Laboratories, Inc.			Job #: 460-117082-1
Address: 301 Alpha Drive, RIDC Park,	Due Date Requested: 7/27/2016		
City: Pittsburgh	TAT Requested (days):		
State, Zip: PA, 15238			
Phone: 412-963-7058(Tel) 412-963-2468(Fax)	PO #:		
Email:	WO #:		
Project Name: LMC Great Neck Groundwater Monitoring	Project #: 46018731		
Site: Tetra Tech - Lockheed Martin, New Hyde	SSOW#:		

Analysis Requested

Preservation Codes:

A - HCL, B - NaOH, C - Zn Acetate, D - Nitric Acid, E - NaHSO4, F - MeOH, G - Amchlor, H - Ascorbic Acid, I - Ice, J - DI Water, K - EDTA, L - EDA, M - Hexane, N - None, O - AsNaO2, P - Na2O4S, Q - Na2SO3, R - Na2S2O3, S - H2SO4, T - TSP Dodecahydrate, U - Acetone, V - MCAA, W - ph 4-5, Z - other (specify)

Other:

Sample Identification - Client ID (Lab ID)	Sample Date	Sample Time	Sample Type (C=comp, G=grab)	Matrix (W=water, S=solid, O=waste/oil, BT=Tissue, A=Air)	Field Filtered Sample (Yes or No)	Perform MS/MSD (Yes or No)	300_28D_LL_OF/ Bromide (Low Level)	Total Number of containers	Special Instructions/Note:
			Preservation Code:						
MW-38MW-XX (460-117082-3)	7/14/16	13:48 Eastern		Water			X	1	

Possible Hazard Identification
Unconfirmed

Sample Disposal (A fee may be assessed if samples are retained longer than 1 month)
☐ *Return To Client* ☐ *Disposal By Lab* ☐ *Archive For* _____ *Months*

Deliverable Requested: I, II, III, IV, Other (specify)

Special Instructions/QC Requirements:

Empty Kit Relinquished by:	Date:	Time:	Method of Shipment:

Relinquished by:	Date/Time: 7/18/16/180	Company: RST2	Received by:	Date/Time: 7/19/16 0920	Company: DDD
Relinquished by:	Date/Time:	Company	Received by:	Date/Time:	Company
Relinquished by:	Date/Time:	Company	Received by:	Date/Time:	Company

Custody Seals Intact: Δ Yes Δ No	Custody Seal No.:	Cooler Temperature(s) °C and Other Remarks:

Login Sample Receipt Checklist

Client: Tetra Tech GEO

Job Number: 460-117082-1

Login Number: 117082
List Number: 1
Creator: Hall, Alonzo

List Source: TestAmerica Edison

Question	Answer	Comment
Radioactivity wasn't checked or is </= background as measured by a survey meter.	N/A	
The cooler's custody seal, if present, is intact.	True	770694
Sample custody seals, if present, are intact.	N/A	
The cooler or samples do not appear to have been compromised or tampered with.	True	
Samples were received on ice.	True	
Cooler Temperature is acceptable.	True	
Cooler Temperature is recorded.	True	3.3° C IR#7
COC is present.	True	
COC is filled out in ink and legible.	True	
COC is filled out with all pertinent information.	True	
Is the Field Sampler's name present on COC?	True	
There are no discrepancies between the containers received and the COC.	True	
Samples are received within Holding Time (excluding tests with immediate HTs)	True	
Sample containers have legible labels.	True	
Containers are not broken or leaking.	True	
Sample collection date/times are provided.	True	
Appropriate sample containers are used.	True	
Sample bottles are completely filled.	True	
Sample Preservation Verified.	True	
There is sufficient vol. for all requested analyses, incl. any requested MS/MSDs	True	
Containers requiring zero headspace have no headspace or bubble is <6mm (1/4").	True	
Multiphasic samples are not present.	N/A	
Samples do not require splitting or compositing.	N/A	
Residual Chlorine Checked.	N/A	

Login Sample Receipt Checklist

Client: Tetra Tech GEO

Job Number: 460-117082-1

Login Number: 117082
List Number: 2
Creator: Davis, Ellen G

List Source: TestAmerica Pittsburgh
List Creation: 07/19/16 11:01 AM

Question	Answer	Comment
Radioactivity wasn't checked or is </= background as measured by a survey meter.	True	
The cooler's custody seal, if present, is intact.	True	
Sample custody seals, if present, are intact.	True	
The cooler or samples do not appear to have been compromised or tampered with.	True	
Samples were received on ice.	True	
Cooler Temperature is acceptable.	True	
Cooler Temperature is recorded.	True	
COC is present.	True	
COC is filled out in ink and legible.	True	
COC is filled out with all pertinent information.	True	
Is the Field Sampler's name present on COC?	True	
There are no discrepancies between the containers received and the COC.	True	
Samples are received within Holding Time (excluding tests with immediate HTs)	True	
Sample containers have legible labels.	True	
Containers are not broken or leaking.	True	
Sample collection date/times are provided.	True	
Appropriate sample containers are used.	True	
Sample bottles are completely filled.	True	
Sample Preservation Verified.	True	
There is sufficient vol. for all requested analyses, incl. any requested MS/MSDs	True	
Containers requiring zero headspace have no headspace or bubble is <6mm (1/4").	True	
Multiphasic samples are not present.	True	
Samples do not require splitting or compositing.	True	
Residual Chlorine Checked.	N/A	

CASE NARRATIVE

Client: Tetra Tech GEO

Project: LMC Great Neck Groundwater Monitoring

Report Number: 460-117082-1

This case narrative is in the form of an exception report, where only the anomalies related to this report, method specific performance and/or QA/QC issues are discussed. If there are no issues to report, this narrative will include a statement that documents that there are no relevant data issues.

It should be noted that samples with elevated Reporting Limits (RLs) as a result of a dilution may not be able to satisfy customer reporting limits in some cases. Such increases in the RLs are unavoidable but acceptable consequence of sample dilution that enables quantification of target analytes or interferences which exceed the calibration range of the instrument.

Calculations are performed before rounding to avoid round-off errors in calculated results.

All holding times were met and proper preservation noted for the methods performed on these samples, unless otherwise detailed in the individual sections below.

RECEIPT
The samples were received on 7/15/2016 1:15 PM; the samples arrived in good condition, properly preserved and, where required, on ice. The temperature of the cooler at receipt was 3.3º C.

Note: All samples which require thermal preservation are considered acceptable if the arrival temperature is within 2C of the required temperature or method specified range. For samples with a specified temperature of 4C, samples with a temperature ranging from just above freezing temperature of water to 6C shall be acceptable. Samples that are hand delivered immediately following collection may not meet these criteria, however they will be deemed acceptable according to NELAC standards, if there is evidence that the chilling process has begun, such as arrival on ice, etc.

VOLATILE ORGANIC COMPOUNDS (GC-MS) - SELECTED ION MODE (SIM)
Samples QC-TB071416-02 (460-117082-1), MW-2MU-XX (460-117082-2) and MW-38MU-XX (460-117082-3) were analyzed for volatile organic compounds (GC-MS) - Selected Ion Mode (SIM) in accordance with EPA SW-846 Method 8260B SIM. The samples were analyzed on 07/25/2016 and 07/26/2016.

No difficulties were encountered during the volatile organic compounds (GC-MS) - Selected Ion Mode (SIM) analysis.

All quality control parameters were within the acceptance limits.

CLP VOLATILES (LL)
Samples QC-TB071416-02 (460-117082-1), MW-2MU-XX (460-117082-2) and MW-38MU-XX (460-117082-3) were analyzed for CLP volatiles (LL) in accordance with OLM04.2 Method Volatiles (Low Level - LL). The samples were analyzed on 07/19/2016.

No difficulties were encountered during the volatiles analysis.

All quality control parameters were within the acceptance limits.

CHLORIDE
Sample MW-38MU-XX (460-117082-3) was analyzed for chloride in accordance with SM 4500 CL B. The samples were analyzed on 07/27/2016.

Sample MW-38MU-XX (460-117082-3)[5X] required dilution prior to analysis. The reporting limits have been adjusted accordingly.

No difficulties were encountered during the chloride analysis.

All quality control parameters were within the acceptance limits.

ANIONS, ION CHROMATOGRAPHY
Sample MW-38MU-XX (460-117082-3) was analyzed for Anions, Ion Chromatography in accordance with EPA Method 300.0_28D Anions by Ion Chromatograph (Low Level - LL). The samples were analyzed on 07/21/2016.

No difficulties were encountered during the Anions, Ion Chromatography analysis.

All quality control parameters were within the acceptance limits.

Qualifiers

GC/MS VOA

Qualifier	Qualifier Description
U	Indicates the analyte was analyzed for but not detected.
J	Result is less than the RL but greater than or equal to the MDL and the concentration is an approximate value.

HPLC/IC

Qualifier	Qualifier Description
U	Indicates the analyte was analyzed for but not detected.

General Chemistry

Qualifier	Qualifier Description
U	Indicates the analyte was analyzed for but not detected.

Glossary

Abbreviation	These commonly used abbreviations may or may not be present in this report.
¤	Listed under the "D" column to designate that the result is reported on a dry weight basis
%R	Percent Recovery
CFL	Contains Free Liquid
CNF	Contains no Free Liquid
DER	Duplicate error ratio (normalized absolute difference)
Dil Fac	Dilution Factor
DL, RA, RE, IN	Indicates a Dilution, Re-analysis, Re-extraction, or additional Initial metals/anion analysis of the sample
DLC	Decision level concentration
MDA	Minimum detectable activity
EDL	Estimated Detection Limit
MDC	Minimum detectable concentration
MDL	Method Detection Limit
ML	Minimum Level (Dioxin)
NC	Not Calculated
ND	Not detected at the reporting limit (or MDL or EDL if shown)
PQL	Practical Quantitation Limit
QC	Quality Control
RER	Relative error ratio
RL	Reporting Limit or Requested Limit (Radiochemistry)
RPD	Relative Percent Difference, a measure of the relative difference between two points
TEF	Toxicity Equivalent Factor (Dioxin)
TEQ	Toxicity Equivalent Quotient (Dioxin)

Sample Summary

Client: Tetra Tech GEO
Project/Site: LMC Great Neck Groundwater Monitoring

TestAmerica Job ID: 460-117082-1

Lab Sample ID	Client Sample ID	Matrix	Collected	Received
460-117082-1	QC-TB071416-02	Water	07/14/16 15:20	07/15/16 13:15
460-117082-2	MW-2MU-XX	Water	07/14/16 14:35	07/15/16 13:15
460-117082-3	MW-38MU-XX	Water	07/14/16 13:48	07/15/16 13:15

Method Summary

Client: Tetra Tech GEO
Project/Site: LMC Great Neck Groundwater Monitoring

TestAmerica Job ID: 460-117082-1

Method	Method Description	Protocol	Laboratory
8260C SIM	Volatile Organic Compounds (GC/MS)	SW846	TAL EDI
OLM04.2/VOL	Volatile Organic Compounds (GC/MS)	OLM04.2	TAL EDI
300.0	Anions, Ion Chromatography	MCAWW	TAL PIT
SM 4500 Cl- B	Chloride	SM	TAL EDI

Protocol References:

MCAWW = "Methods For Chemical Analysis Of Water And Wastes", EPA-600/4-79-020, March 1983 And Subsequent Revisions.
OLM04.2 = "Statement of Work for Organic Analysis", Multi-Media, Multi-Concentration September 1998
SM = "Standard Methods For The Examination Of Water And Wastewater",
SW846 = "Test Methods For Evaluating Solid Waste, Physical/Chemical Methods", Third Edition, November 1986 And Its Updates.

Laboratory References:

TAL EDI = TestAmerica Edison, 777 New Durham Road, Edison, NJ 08817, TEL (732)549-3900
TAL PIT = TestAmerica Pittsburgh, 301 Alpha Drive, RIDC Park, Pittsburgh, PA 15238, TEL (412)963-7058

FORM II
GC/MS VOA SURROGATE RECOVERY

Lab Name: TestAmerica Edison Job No.: 460-117082-1

SDG No.:

Matrix: Water Level: Low

GC Column (1): DB-624 ID: 0.18(mm)

Client Sample ID	Lab Sample ID	DCA #	BFB #
QC-TB071416-02	460-117082-1	96	95
MW-2MU-XX	460-117082-2	103	95
MW-38MU-XX	460-117082-3	106	97
	MB 460-380996/7	101	91
	MB 460-381064/8	102	94
	LCS 460-380996/3	105	101
	LCS 460-381064/4	97	97
	LCSD 460-380996/4	105	95
	LCSD 460-381064/5	96	97

	QC LIMITS
DCA = 1,2-Dichloroethane-d4 (Surr)	60-132
BFB = 4-Bromofluorobenzene	72-123

Column to be used to flag recovery values

FORM II 8260C SIM

FORM VIII
GC/MS VOA INTERNAL STANDARD AREA AND RETENTION TIME SUMMARY

Lab Name: TestAmerica Edison Job No.: 460-117082-1

SDG No.:

Sample No.: CCVIS 460-380996/2 Date Analyzed: 07/25/2016 18:35

Instrument ID: CVOAMS11 GC Column: DB-624 ID: 0.18(mm)

Lab File ID (Standard): N95579.D Heated Purge: (Y/N) N

Calibration ID: 56892

		FB		DXE		CBNZd5	
		AREA #	RT #	AREA #	RT #	AREA #	RT #
12/24 HOUR STD		20384	3.76	12820	4.48	12093	7.37
UPPER LIMIT		40768	4.26	25640	4.98	24186	7.87
LOWER LIMIT		10192	3.26	6410	3.98	6047	6.87
LAB SAMPLE ID	CLIENT SAMPLE ID						
LCS 460-380996/3		17435	3.76	13530	4.48	10084	7.37
LCSD 460-380996/4		17589	3.79	13529	4.48	10435	7.37
MB 460-380996/7		18920	3.79	13961	4.48	11105	7.37
460-117082-1	QC-TB071416-02	18296	3.79	13236	4.48	10214	7.37

FB = Fluorobenzene
DXE = 1,4-Dioxane-d8
CBNZd5 = Chlorobenzene-d5

Area Limit = 50%-200% of internal standard area
RT Limit = ± 0.5 minutes of internal standard RT

Column used to flag values outside QC limits

FORM VIII 8260C SIM

FORM VIII
GC/MS VOA INTERNAL STANDARD AREA AND RETENTION TIME SUMMARY

Lab Name: TestAmerica Edison Job No.: 460-117082-1

SDG No.:

Sample No.: CCVIS 460-381064/3 Date Analyzed: 07/26/2016 13:03

Instrument ID: CVOAMS11 GC Column: DB-624 ID: 0.18(mm)

Lab File ID (Standard): N95598.D Heated Purge: (Y/N) N

Calibration ID: 56892

		FB		DXE		CBNZd5	
		AREA #	RT #	AREA #	RT #	AREA #	RT #
12/24 HOUR STD		14839	3.76	13641	4.48	9735	7.37
UPPER LIMIT		29678	4.26	27282	4.98	19470	7.87
LOWER LIMIT		7420	3.26	6821	3.98	4868	6.87
LAB SAMPLE ID	CLIENT SAMPLE ID						
LCS 460-381064/4		15644	3.76	16948	4.48	10031	7.37
LCSD 460-381064/5		17743	3.76	15500	4.48	10767	7.37
MB 460-381064/8		15531	3.79	13943	4.48	9410	7.37
460-117082-2	MW-2MU-XX	15331	3.79	13295	4.48	8932	7.37
460-117082-3	MW-38MU-XX	18994	3.79	14670	4.48	11000	7.37

FB = Fluorobenzene
DXE = 1,4-Dioxane-d8
CBNZd5 = Chlorobenzene-d5

Area Limit = 50%-200% of internal standard area
RT Limit = ± 0.5 minutes of internal standard RT

Column used to flag values outside QC limits

FORM VIII 8260C SIM

FORM IV
GC/MS VOA METHOD BLANK SUMMARY

Lab Name: TestAmerica Edison Job No.: 460-117082-1

SDG No.:

Lab File ID: N95584.D Lab Sample ID: MB 460-380996/7

Matrix: Water Heated Purge:(Y/N) N

Instrument ID: CVOAMS11 Date Analyzed: 07/25/2016 20:56

GC Column: DB-624 ID: 0.18(mm)

THIS METHOD BLANK APPLIES TO THE FOLLOWING SAMPLES:

CLIENT SAMPLE ID	LAB SAMPLE ID	LAB FILE ID	DATE ANALYZED
	LCS 460-380996/3	N95580.D	07/25/2016 19:00
	LCSD 460-380996/4	N95581.D	07/25/2016 19:26
QC-TB071416-02	460-117082-1	N95585.D	07/25/2016 21:21

FORM I
GC/MS VOA ORGANICS ANALYSIS DATA SHEET

Lab Name: TestAmerica Edison | Job No.: 460-117082-1

SDG No.:

Client Sample ID: | Lab Sample ID: MB 460-380996/7

Matrix: Water | Lab File ID: N95584.D

Analysis Method: 8260C SIM | Date Collected:

Sample wt/vol: 5(mL) | Date Analyzed: 07/25/2016 20:56

Soil Aliquot Vol: | Dilution Factor: 1

Soil Extract Vol.: | GC Column: DB-624 ID: 0.18(mm)

% Moisture: | Level: (low/med) Low

Analysis Batch No.: 380996 | Units: ug/L

CAS NO.	COMPOUND NAME	RESULT	Q	RL	MDL
123-91-1	1,4-Dioxane	0.40	U	0.40	0.11

CAS NO.	SURROGATE	%REC	Q	LIMITS
17060-07-0	1,2-Dichloroethane-d4 (Surr)	101		60-132
460-00-4	4-Bromofluorobenzene	91		72-123

FORM III
GC/MS VOA LAB CONTROL SAMPLE RECOVERY

Lab Name: TestAmerica Edison Job No.: 460-117082-1

SDG No.:

Matrix: Water Level: Low Lab File ID: N95580.D

Lab ID: LCS 460-380996/3 Client ID:

COMPOUND	SPIKE ADDED (ug/L)	LCS CONCENTRATION (ug/L)	LCS % REC	QC LIMITS REC	#
1,2-Dibromo-3-Chloropropane	0.500	0.449	90	23-150	
1,4-Dioxane	20.0	20.9	104	40-160	
Ethylene Dibromide	0.500	0.467	93	60-143	

Column to be used to flag recovery and RPD values

FORM III 8260C SIM

FORM IV
GC/MS VOA METHOD BLANK SUMMARY

Lab Name: TestAmerica Edison Job No.: 460-117082-1

SDG No.:

Lab File ID: N95603.D Lab Sample ID: MB 460-381064/8

Matrix: Water Heated Purge:(Y/N) N

Instrument ID: CVOAMS11 Date Analyzed: 07/26/2016 16:45

GC Column: DB-624 ID: 0.18(mm)

THIS METHOD BLANK APPLIES TO THE FOLLOWING SAMPLES:

CLIENT SAMPLE ID	LAB SAMPLE ID	LAB FILE ID	DATE ANALYZED
	LCS 460-381064/4	N95599.D	07/26/2016 13:41
	LCSD 460-381064/5	N95600.D	07/26/2016 14:37
MW-2MU-XX	460-117082-2	N95605.D	07/26/2016 17:35
MW-38MU-XX	460-117082-3	N95606.D	07/26/2016 18:06

FORM I
GC/MS VOA ORGANICS ANALYSIS DATA SHEET

Lab Name: TestAmerica Edison | Job No.: 460-117082-1

SDG No.:

Client Sample ID: | Lab Sample ID: MB 460-381064/8

Matrix: Water | Lab File ID: N95603.D

Analysis Method: 8260C SIM | Date Collected:

Sample wt/vol: 5(mL) | Date Analyzed: 07/26/2016 16:45

Soil Aliquot Vol: | Dilution Factor: 1

Soil Extract Vol.: | GC Column: DB-624 ID: 0.18(mm)

% Moisture: | Level: (low/med) Low

Analysis Batch No.: 381064 | Units: ug/L

CAS NO.	COMPOUND NAME	RESULT	Q	RL	MDL
123-91-1	1,4-Dioxane	0.40	U	0.40	0.11

CAS NO.	SURROGATE	%REC	Q	LIMITS
17060-07-0	1,2-Dichloroethane-d4 (Surr)	102		60-132
460-00-4	4-Bromofluorobenzene	94		72-123

FORM III
GC/MS VOA LAB CONTROL SAMPLE RECOVERY

Lab Name: TestAmerica Edison Job No.: 460-117082-1

SDG No.:

Matrix: Water Level: Low Lab File ID: N95599.D

Lab ID: LCS 460-381064/4 Client ID:

COMPOUND	SPIKE ADDED (ug/L)	LCS CONCENTRATION (ug/L)	LCS % REC	QC LIMITS REC	#
1,2-Dibromo-3-Chloropropane	0.500	0.597	119	23-150	
1,4-Dioxane	20.0	22.5	112	40-160	
Ethylene Dibromide	0.500	0.499	100	60-143	

Column to be used to flag recovery and RPD values

FORM III 8260C SIM

FORM III
GC/MS VOA LAB CONTROL SAMPLE DUPLICATE RECOVERY

Lab Name: TestAmerica Edison Job No.: 460-117082-1

SDG No.:

Matrix: Water Level: Low Lab File ID: N95581.D

Lab ID: LCSD 460-380996/4 Client ID:

COMPOUND	SPIKE ADDED (ug/L)	LCSD CONCENTRATION (ug/L)	LCSD % REC	% RPD	QC LIMITS RPD	QC LIMITS REC	#
1,2-Dibromo-3-Chloropropane	0.500	0.433	87	4	30	23-150	
1,4-Dioxane	50.0	20.1	40	4	30	40-160	
Ethylene Dibromide	0.500	0.468	94	0	30	60-143	

Column to be used to flag recovery and RPD values

FORM III 8260C SIM

FORM V
GC/MS VOA INSTRUMENT PERFORMANCE CHECK
BROMOFLUOROBENZENE (BFB)

Lab Name: TestAmerica Edison Job No.: 460-117082-1

SDG No.:

Lab File ID: N95533.D BFB Injection Date: 07/23/2016

Instrument ID: CVOAMS11 BFB Injection Time: 15:23

Analysis Batch No.: 380730

M/E	ION ABUNDANCE CRITERIA	% RELATIVE ABUNDANCE	
50	15.0 - 40.0 % of mass 95	24.0	
75	30.0 - 60.0 % of mass 95	53.2	
95	Base Peak, 100% relative abundance	100.0	
96	5.0 - 9.0 % of mass 95	6.6	
173	Less than 2.0 % of mass 174	0.6	(1.0) 1
174	50.0 - 120.00 % of mass 95	59.9	
175	5.0 - 9.0 % of mass 174	4.8	(8.0) 1
176	95.0 - 101.0 % of mass 174	58.3	(97.3) 1
177	5.0 - 9.0 % of mass 176	3.7	(6.3) 2

1-Value is % mass 174 2-Value is % mass 176

THIS CHECK APPLIES TO THE FOLLOWING SAMPLES, MS, MSD, BLANKS AND STANDARDS:

CLIENT SAMPLE ID	LAB SAMPLE ID	LAB FILE ID	DATE ANALYZED	TIME ANALYZED
	STD002 460-380730/11	N95543.D	07/23/2016	19:35
	STD005 460-380730/12	N95544.D	07/23/2016	20:00
	STD01 460-380730/13	N95545.D	07/23/2016	20:25
	STD05 460-380730/14	N95546.D	07/23/2016	20:50
	STD1 460-380730/15	N95547.D	07/23/2016	21:15
	STD2 460-380730/16	N95548.D	07/23/2016	21:40

FORM VI
GC/MS VOA BY INTERNAL STANDARD - INITIAL CALIBRATION DATA
CURVE EVALUATION

Lab Name: TestAmerica Edison Job No.: 460-117082-1 Analy Batch No.: 380730

SDG No.:

Instrument ID: CVOAMS11 GC Column: DB-624 ID: 0.18(mm) Heated Purge: (Y/N) N

Calibration Start Date: 07/23/2016 19:35 Calibration End Date: 07/23/2016 21:40 Calibration ID: 56892

Calibration Files:

LEVEL:	LAB SAMPLE ID:	LAB FILE ID:
Level 1	STD002 460-380730/11	N95543.D
Level 2	STD005 460-380730/12	N95544.D
Level 3	STD01 460-380730/13	N95545.D
Level 4	STD05 460-380730/14	N95546.D
Level 5	STD1 460-380730/15	N95547.D
Level 6	STD2 460-380730/16	N95548.D

ANALYTE	RRF					CURVE TYPE	COEFFICIENT			#	MIN RRF	%RSD	#	MAX %RSD	R^2 OR COD	#	MIN R^2 OR COD
	LVL 1 LVL 6	LVL 2	LVL 3	LVL 4	LVL 5		B	M1	M2								
Chloroform	1.4684 0.7616	0.8564	0.9644	0.9496	0.7912	QuaF		0.8942	-0.067813		0.2000				0.9980		0.9900
Benzene	1.4742 1.3363	1.4188	1.7110	1.5995	1.3839	Ave		1.4873			0.5000	9.6		20.0			
1,4-Dioxane	1.6618 1.2636	1.1888	1.2470	1.3020	1.2518	Ave		1.3192				13.0		20.0			
Ethylene Dibromide	0.4714 0.4408	0.4560	0.5364	0.5396	0.4557	Ave		0.4833			0.1000	9.0		20.0			
1,2,3-Trichloropropane	0.7813 0.5988	0.6866	0.7544	0.7341	0.6359	Ave		0.6985				10.2		20.0			
1,2-Dibromo-3-Chloropropane	0.1655 0.1396	0.1811	0.1768	0.1742	0.1439	Ave		0.1635			0.0500	10.8		20.0			
1,2-Dichloroethane-d4 (Surr)	0.4467 0.3733	0.4513	0.4465	0.4148	0.4025	Ave		0.4225				7.4		20.0			
4-Bromofluorobenzene	0.6145 0.5636	0.5957	0.5911	0.5975	0.5748	Ave		0.5895				3.0		20.0			

Note: The m1 coefficient is the same as Ave RRF for an Ave curve type.

FORM V
GC/MS VOA INSTRUMENT PERFORMANCE CHECK
BROMOFLUOROBENZENE (BFB)

Lab Name: TestAmerica Edison Job No.: 460-117082-1

SDG No.:

Lab File ID: N95578.D BFB Injection Date: 07/25/2016

Instrument ID: CVOAMS11 BFB Injection Time: 18:02

Analysis Batch No.: 380996

M/E	ION ABUNDANCE CRITERIA	% RELATIVE ABUNDANCE	
50	15.0 - 40.0 % of mass 95	23.5	
75	30.0 - 60.0 % of mass 95	53.2	
95	Base Peak, 100% relative abundance	100.0	
96	5.0 - 9.0 % of mass 95	7.2	
173	Less than 2.0 % of mass 174	0.0	(0.0) 1
174	50.0 - 120.00 % of mass 95	62.2	
175	5.0 - 9.0 % of mass 174	5.5	(8.8) 1
176	95.0 - 101.0 % of mass 174	60.1	(96.5) 1
177	5.0 - 9.0 % of mass 176	4.1	(6.9) 2

1-Value is % mass 174 2-Value is % mass 176

THIS CHECK APPLIES TO THE FOLLOWING SAMPLES, MS, MSD, BLANKS AND STANDARDS:

CLIENT SAMPLE ID	LAB SAMPLE ID	LAB FILE ID	DATE ANALYZED	TIME ANALYZED
	CCVIS 460-380996/2	N95579.D	07/25/2016	18:35
	LCS 460-380996/3	N95580.D	07/25/2016	19:00
	LCSD 460-380996/4	N95581.D	07/25/2016	19:26
	MB 460-380996/7	N95584.D	07/25/2016	20:56
QC-TB071416-02	460-117082-1	N95585.D	07/25/2016	21:21

FORM VII
GC/MS VOA CONTINUING CALIBRATION DATA

Lab Name: TestAmerica Edison Job No.: 460-117082-1

SDG No.:

Lab Sample ID: CCVIS 460-380996/2 Calibration Date: 07/25/2016 18:35

Instrument ID: CVOAMS11 Calib Start Date: 07/23/2016 19:35

GC Column: DB-624 ID: 0.18(mm) Calib End Date: 07/23/2016 21:40

Lab File ID: N95579.D Conc. Units: ug/L Heated Purge: (Y/N) N

ANALYTE	CURVE TYPE	AVE RRF	RRF	MIN RRF	CALC AMOUNT	SPIKE AMOUNT	%D	MAX %D
Chloroform	QuaF		0.7642	0.2000	0.442	0.500	-11.6	20.0
Benzene	Ave	1.487	1.341	0.5000	0.451	0.500	-9.9	20.0
1,4-Dioxane	Ave	1.319	1.140		17.3	20.0	-13.6	50.0
Ethylene Dibromide	Ave	0.4833	0.4293	0.1000	0.444	0.500	-11.2	20.0
1,2,3-Trichloropropane	Ave	0.6985	0.5979		0.428	0.500	-14.4	20.0
1,2-Dibromo-3-Chloropropane	Ave	0.1635	0.1171	0.0500	0.358	0.500	-28.4	50.0
1,2-Dichloroethane-d4 (Surr)	Ave	0.4225	0.4153		0.491	0.500	-1.7	20.0
4-Bromofluorobenzene	Ave	0.5895	0.5447		0.462	0.500	-7.6	20.0

FORM V
GC/MS VOA INSTRUMENT PERFORMANCE CHECK
BROMOFLUOROBENZENE (BFB)

Lab Name: TestAmerica Edison Job No.: 460-117082-1

SDG No.:

Lab File ID: N95596.D BFB Injection Date: 07/26/2016

Instrument ID: CVOAMS11 BFB Injection Time: 11:22

Analysis Batch No.: 381064

M/E	ION ABUNDANCE CRITERIA	% RELATIVE ABUNDANCE	
50	15.0 - 40.0 % of mass 95	23.1	
75	30.0 - 60.0 % of mass 95	54.4	
95	Base Peak, 100% relative abundance	100.0	
96	5.0 - 9.0 % of mass 95	6.8	
173	Less than 2.0 % of mass 174	0.0	(0.0) 1
174	50.0 - 120.00 % of mass 95	61.3	
175	5.0 - 9.0 % of mass 174	4.9	(8.0) 1
176	95.0 - 101.0 % of mass 174	58.8	(96.0) 1
177	5.0 - 9.0 % of mass 176	4.0	(6.9) 2

1-Value is % mass 174 2-Value is % mass 176

THIS CHECK APPLIES TO THE FOLLOWING SAMPLES, MS, MSD, BLANKS AND STANDARDS:

CLIENT SAMPLE ID	LAB SAMPLE ID	LAB FILE ID	DATE ANALYZED	TIME ANALYZED
	CCVIS 460-381064/3	N95598.D	07/26/2016	13:03
	LCS 460-381064/4	N95599.D	07/26/2016	13:41
	LCSD 460-381064/5	N95600.D	07/26/2016	14:37
	MB 460-381064/8	N95603.D	07/26/2016	16:45
MW-2MU-XX	460-117082-2	N95605.D	07/26/2016	17:35
MW-38MU-XX	460-117082-3	N95606.D	07/26/2016	18:06

FORM VII
GC/MS VOA CONTINUING CALIBRATION DATA

Lab Name: TestAmerica Edison Job No.: 460-117082-1

SDG No.:

Lab Sample ID: CCVIS 460-381064/3 Calibration Date: 07/26/2016 13:03

Instrument ID: CVOAMS11 Calib Start Date: 07/23/2016 19:35

GC Column: DB-624 ID: 0.18(mm) Calib End Date: 07/23/2016 21:40

Lab File ID: N95598.D Conc. Units: ug/L Heated Purge: (Y/N) N

ANALYTE	CURVE TYPE	AVE RRF	RRF	MIN RRF	CALC AMOUNT	SPIKE AMOUNT	%D	MAX %D
Chloroform	QuaF		0.8604	0.2000	0.500	0.500	0.0	20.0
Benzene	Ave	1.487	1.454	0.5000	0.489	0.500	-2.2	20.0
1,4-Dioxane	Ave	1.319	1.277		19.4	20.0	-3.2	50.0
Ethylene Dibromide	Ave	0.4833	0.4669	0.1000	0.483	0.500	-3.4	20.0
1,2,3-Trichloropropane	Ave	0.6985	0.7200		0.515	0.500	3.1	20.0
1,2-Dibromo-3-Chloropropane	Ave	0.1635	0.1700	0.0500	0.520	0.500	4.0	50.0
1,2-Dichloroethane-d4 (Surr)	Ave	0.4225	0.4300		0.509	0.500	1.8	20.0
4-Bromofluorobenzene	Ave	0.5895	0.5977		0.507	0.500	1.4	20.0

FORM II
GC/MS VOA SURROGATE RECOVERY

Lab Name: TestAmerica Edison Job No.: 460-117082-1

SDG No.:

Matrix: Water Level: Low

GC Column (1): Rtx-624 ID: 0.25(mm)

Client Sample ID	Lab Sample ID	DCA #	TOL #	BFB #
QC-TB071416-02	460-117082-1	109	98	92
MW-2MU-XX	460-117082-2	103	102	91
MW-38MU-XX	460-117082-3	106	100	91
	MB 460-379691/8	104	102	94
	LCS 460-379691/4	100	104	99
	LCSD 460-379691/5	101	100	101

	QC LIMITS
DCA = 1,2-Dichloroethane-d4 (Surr)	76-114
TOL = Toluene-d8 (Surr)	88-110
BFB = Bromofluorobenzene	86-115

Column to be used to flag recovery values

FORM II OLM04.2/VOL

FORM VIII
GC/MS VOA INTERNAL STANDARD AREA AND RETENTION TIME SUMMARY

Lab Name: TestAmerica Edison Job No.: 460-117082-1

SDG No.:

Sample No.: CCVIS 460-379691/3 Date Analyzed: 07/19/2016 01:12

Instrument ID: CVOAMS7 GC Column: Rtx-624 ID: 0.25(mm)

Lab File ID (Standard): V45897.D Heated Purge: (Y/N) N

Calibration ID: 56633

		BCM		DFBZ		CBNZd5	
		AREA #	RT #	AREA #	RT #	AREA #	RT #
12/24 HOUR STD		117345	4.09	603276	4.78	604346	6.62
UPPER LIMIT		234690	4.59	1206552	5.28	1208692	7.12
LOWER LIMIT		58673	3.59	301638	4.28	302173	6.12
LAB SAMPLE ID	CLIENT SAMPLE ID						
LCS 460-379691/4		123292	4.09	623967	4.78	627981	6.62
LCSD 460-379691/5		122321	4.09	661141	4.78	641480	6.62
MB 460-379691/8		117400	4.09	639724	4.78	590241	6.62
460-117082-1	QC-TB071416-02	117565	4.09	626993	4.78	614177	6.62
460-117082-2	MW-2MU-XX	117981	4.09	628812	4.78	597112	6.62
460-117082-3	MW-38MU-XX	116839	4.09	634472	4.78	606173	6.62

BCM = Chlorobromomethane
DFBZ = 1,4-Difluorobenzene
CBNZd5 = Chlorobenzene-d5

Area Limit = 50%-200% of internal standard area
RT Limit = ± 0.5 minutes of internal standard RT

Column used to flag values outside QC limits

FORM VIII OLM04.2/VOL

FORM IV
GC/MS VOA METHOD BLANK SUMMARY

Lab Name: TestAmerica Edison Job No.: 460-117082-1

SDG No.:

Lab File ID: V45902.D Lab Sample ID: MB 460-379691/8

Matrix: Water Heated Purge:(Y/N) N

Instrument ID: CVOAMS7 Date Analyzed: 07/19/2016 03:07

GC Column: Rtx-624 ID: 0.25(mm)

THIS METHOD BLANK APPLIES TO THE FOLLOWING SAMPLES:

CLIENT SAMPLE ID	LAB SAMPLE ID	LAB FILE ID	DATE ANALYZED
	LCS 460-379691/4	V45898.D	07/19/2016 01:35
	LCSD 460-379691/5	V45899.D	07/19/2016 01:58
QC-TB071416-02	460-117082-1	V45903.D	07/19/2016 03:30
MW-2MU-XX	460-117082-2	V45909.D	07/19/2016 05:48
MW-38MU-XX	460-117082-3	V45910.D	07/19/2016 06:11

FORM I
GC/MS VOA ORGANICS ANALYSIS DATA SHEET

Lab Name: TestAmerica Edison | Job No.: 460-117082-1

SDG No.:

Client Sample ID: | Lab Sample ID: MB 460-379691/8

Matrix: Water | Lab File ID: V45902.D

Analysis Method: OLM04.2/VOL | Date Collected:

Sample wt/vol: 5(mL) | Date Analyzed: 07/19/2016 03:07

Soil Aliquot Vol: | Dilution Factor: 1

Soil Extract Vol.: | GC Column: Rtx-624 ID: 0.25(mm)

% Moisture: | Level: (low/med) Low

Analysis Batch No.: 379691 | Units: ug/L

CAS NO.	COMPOUND NAME	RESULT	Q	RL	MDL
71-55-6	1,1,1-Trichloroethane	1.0	U	1.0	0.10
79-34-5	1,1,2,2-Tetrachloroethane	1.0	U	1.0	0.10
76-13-1	1,1,2-Trichloro-1,2,2-trifluoroethane	1.0	U	1.0	0.10
79-00-5	1,1,2-Trichloroethane	1.0	U	1.0	0.10
75-34-3	1,1-Dichloroethane	1.0	U	1.0	0.10
75-35-4	1,1-Dichloroethene	1.0	U	1.0	0.10
120-82-1	1,2,4-Trichlorobenzene	1.0	U	1.0	0.10
96-12-8	1,2-Dibromo-3-Chloropropane	1.0	U	1.0	0.10
106-93-4	1,2-Dibromoethane	1.0	U	1.0	0.10
95-50-1	1,2-Dichlorobenzene	1.0	U	1.0	0.10
107-06-2	1,2-Dichloroethane	1.0	U	1.0	0.10
78-87-5	1,2-Dichloropropane	1.0	U	1.0	0.10
541-73-1	1,3-Dichlorobenzene	1.0	U	1.0	0.10
106-46-7	1,4-Dichlorobenzene	1.0	U	1.0	0.10
591-78-6	2-Hexanone	1.0	U	1.0	0.10
67-64-1	Acetone	1.0	U	1.0	0.10
71-43-2	Benzene	1.0	U	1.0	0.10
75-27-4	Bromodichloromethane	1.0	U	1.0	0.10
75-25-2	Bromoform	1.0	U	1.0	0.10
74-83-9	Bromomethane	1.0	U	1.0	0.10
75-15-0	Carbon disulfide	1.0	U	1.0	0.10
56-23-5	Carbon tetrachloride	1.0	U	1.0	0.10
108-90-7	Chlorobenzene	1.0	U	1.0	0.10
75-45-6	Chlorodifluoromethane	1.0	U	1.0	0.10
75-00-3	Chloroethane	1.0	U	1.0	0.10
67-66-3	Chloroform	1.0	U	1.0	0.10
74-87-3	Chloromethane	1.0	U	1.0	0.10
156-59-2	cis-1,2-Dichloroethene	1.0	U	1.0	0.10
10061-01-5	cis-1,3-Dichloropropene	1.0	U	1.0	0.10
110-82-7	Cyclohexane	1.0	U	1.0	0.10
124-48-1	Dibromochloromethane	1.0	U	1.0	0.10
75-71-8	Dichlorodifluoromethane	1.0	U	1.0	0.10
100-41-4	Ethylbenzene	1.0	U	1.0	0.10
75-69-4	Freon 11	1.0	U	1.0	0.10
76-15-3	Freon 115	1.0	U	1.0	0.10

FORM I
GC/MS VOA ORGANICS ANALYSIS DATA SHEET

Lab Name: TestAmerica Edison | Job No.: 460-117082-1

SDG No.:

Client Sample ID: | Lab Sample ID: MB 460-379691/8

Matrix: Water | Lab File ID: V45902.D

Analysis Method: OLM04.2/VOL | Date Collected:

Sample wt/vol: 5(mL) | Date Analyzed: 07/19/2016 03:07

Soil Aliquot Vol: | Dilution Factor: 1

Soil Extract Vol.: | GC Column: Rtx-624 ID: 0.25(mm)

% Moisture: | Level: (low/med) Low

Analysis Batch No.: 379691 | Units: ug/L

CAS NO.	COMPOUND NAME	RESULT	Q	RL	MDL
306-83-2	Freon 123	1.0	U	1.0	0.10
75-37-6	Freon 152a	1.0	U	1.0	0.10
98-82-8	Isopropylbenzene	1.0	U	1.0	0.10
179601-23-1	m&p-Xylene	1.0	U	1.0	0.10
79-20-9	Methyl acetate	1.0	U	1.0	0.10
78-93-3	Methyl ethyl ketone (MEK)	1.0	U	1.0	0.10
108-10-1	Methyl isobutyl ketone (MIBK)	1.0	U	1.0	0.10
1634-04-4	Methyl tert-butyl ether	1.0	U	1.0	0.10
108-87-2	Methylcyclohexane	1.0	U	1.0	0.10
75-09-2	Methylene Chloride	1.0	U	1.0	0.10
95-47-6	o-Xylene	1.0	U	1.0	0.10
100-42-5	Styrene	1.0	U	1.0	0.10
127-18-4	Tetrachloroethene	1.0	U	1.0	0.10
108-88-3	Toluene	1.0	U	1.0	0.10
156-60-5	trans-1,2-Dichloroethene	1.0	U	1.0	0.10
10061-02-6	trans-1,3-Dichloropropene	1.0	U	1.0	0.10
79-01-6	Trichloroethene	1.0	U	1.0	0.10
75-01-4	Vinyl chloride	1.0	U	1.0	0.10
1330-20-7	Xylenes, Total	1.0	U	1.0	0.10

CAS NO.	SURROGATE	%REC	Q	LIMITS
17060-07-0	1,2-Dichloroethane-d4 (Surr)	104		76-114
460-00-4	Bromofluorobenzene	94		86-115
2037-26-5	Toluene-d8 (Surr)	102		88-110

FORM I
GC/MS VOA ORGANICS ANALYSIS DATA SHEET
TENTATIVELY IDENTIFIED COMPOUNDS

Lab Name: TestAmerica Edison Job No.: 460-117082-1

SDG No.:

Client Sample ID: Lab Sample ID: MB 460-379691/8

Matrix: Water Lab File ID: V45902.D

Analysis Method: OLM04.2/VOL Date Collected:

Sample wt/vol: 5(mL) Date Analyzed: 07/19/2016 03:07

Soil Aliquot Vol: Dilution Factor: 1

Soil Extract Vol.: GC Column: Rtx-624 ID: 0.25(mm)

% Moisture: Level: (low/med) Low

Analysis Batch No.: 379691 Units: ug/L

Number TICs Found: 0 TIC Result Total: 0

CAS NO.	COMPOUND NAME	RT	RESULT	Q	MATCH QUALITY
	Tentatively Identified Compound		None		

FORM III
GC/MS VOA LAB CONTROL SAMPLE RECOVERY

Lab Name: TestAmerica Edison Job No.: 460-117082-1

SDG No.:

Matrix: Water Level: Low Lab File ID: V45898.D

Lab ID: LCS 460-379691/4 Client ID:

COMPOUND	SPIKE ADDED (ug/L)	LCS CONCENTRATION (ug/L)	LCS % REC	QC LIMITS REC	#
1,1,1-Trichloroethane	50.0	49.9	100	70-130	
1,1,2,2-Tetrachloroethane	50.0	51.4	103	70-130	
1,1,2-Trichloro-1,2,2-trifluoroethane	50.0	41.3	83	70-130	
1,1,2-Trichloroethane	50.0	50.1	100	70-130	
1,1-Dichloroethane	50.0	48.1	96	70-130	
1,1-Dichloroethene	50.0	49.4	99	61-145	
1,2,4-Trichlorobenzene	50.0	46.1	92	70-130	
1,2-Dibromo-3-Chloropropane	50.0	45.7	91	70-130	
1,2-Dibromoethane	50.0	44.4	89	70-130	
1,2-Dichlorobenzene	50.0	44.5	89	70-130	
1,2-Dichloroethane	50.0	50.5	101	70-130	
1,2-Dichloropropane	50.0	48.9	98	70-130	
1,3-Dichlorobenzene	50.0	44.9	90	70-130	
1,4-Dichlorobenzene	50.0	43.5	87	70-130	
2-Hexanone	50.0	52.8	106	70-130	
Acetone	50.0	50.8	102	70-130	
Benzene	50.0	50.5	101	76-127	
Bromodichloromethane	50.0	52.2	104	70-130	
Bromoform	50.0	49.6	99	70-130	
Bromomethane	50.0	50.4	101	70-130	
Carbon disulfide	50.0	48.7	97	70-130	
Carbon tetrachloride	50.0	48.5	97	70-130	
Chlorobenzene	50.0	49.8	100	75-130	
Chlorodifluoromethane	50.0	44.2	88	70-130	
Chloroethane	50.0	47.8	96	70-130	
Chloroform	50.0	49.1	98	70-130	
Chloromethane	50.0	47.4	95	70-130	
cis-1,2-Dichloroethene	50.0	50.1	100	70-130	
cis-1,3-Dichloropropene	50.0	52.3	105	70-130	
Cyclohexane	50.0	42.5	85	70-130	
Dibromochloromethane	50.0	50.0	100	70-130	
Dichlorodifluoromethane	50.0	40.8	82	70-130	
Ethylbenzene	50.0	48.3	97	70-130	
Freon 11	50.0	41.7	83	70-130	
Freon 115	50.0	45.3	91	70-130	
Freon 123	50.0	46.5	93	70-130	
Freon 152a	50.0	45.4	91	70-130	
Isopropylbenzene	50.0	41.9	84	70-130	
m&p-Xylene	100	98.7	99	70-130	
Methyl acetate	50.0	43.7	87	70-130	
Methyl ethyl ketone (MEK)	50.0	47.7	95	70-130	

Column to be used to flag recovery and RPD values

FORM III OLM04.2/VOL

FORM III
GC/MS VOA LAB CONTROL SAMPLE RECOVERY

Lab Name: TestAmerica Edison Job No.: 460-117082-1

SDG No.:

Matrix: Water Level: Low Lab File ID: V45898.D

Lab ID: LCS 460-379691/4 Client ID:

COMPOUND	SPIKE ADDED (ug/L)	LCS CONCENTRATION (ug/L)	LCS % REC	QC LIMITS REC	#
Methyl isobutyl ketone (MIBK)	50.0	52.0	104	70-130	
Methyl tert-butyl ether	50.0	42.3	85	70-130	
Methylcyclohexane	50.0	42.3	85	70-130	
Methylene Chloride	50.0	48.7	97	70-130	
o-Xylene	50.0	48.3	97	70-130	
Styrene	50.0	49.7	99	70-130	
Tetrachloroethene	50.0	47.9	96	70-130	
Toluene	50.0	49.2	98	76-125	
trans-1,2-Dichloroethene	50.0	48.2	96	70-130	
trans-1,3-Dichloropropene	50.0	51.2	102	70-130	
Trichloroethene	50.0	51.6	103	71-120	
Vinyl chloride	50.0	49.6	99	70-130	
Xylenes, Total	150	147	98	70-130	

Column to be used to flag recovery and RPD values

FORM III OLM04.2/VOL

FORM III
GC/MS VOA LAB CONTROL SAMPLE DUPLICATE RECOVERY

Lab Name: TestAmerica Edison Job No.: 460-117082-1

SDG No.:

Matrix: Water Level: Low Lab File ID: V45899.D

Lab ID: LCSD 460-379691/5 Client ID:

COMPOUND	SPIKE ADDED (ug/L)	LCSD CONCENTRATION (ug/L)	LCSD % REC	% RPD	QC LIMITS RPD	QC LIMITS REC	#
1,1,1-Trichloroethane	50.0	49.2	98	1	30	70-130	
1,1,2,2-Tetrachloroethane	50.0	49.6	99	4	30	70-130	
1,1,2-Trichloro-1,2,2-trifluoroethane	50.0	46.6	93	12	30	70-130	
1,1,2-Trichloroethane	50.0	48.5	97	3	30	70-130	
1,1-Dichloroethane	50.0	50.3	101	4	30	70-130	
1,1-Dichloroethene	50.0	52.2	104	6	14	61-145	
1,2,4-Trichlorobenzene	50.0	46.4	93	1	30	70-130	
1,2-Dibromo-3-Chloropropane	50.0	46.5	93	2	30	70-130	
1,2-Dibromoethane	50.0	44.6	89	0	30	70-130	
1,2-Dichlorobenzene	50.0	44.6	89	0	30	70-130	
1,2-Dichloroethane	50.0	50.8	102	0	30	70-130	
1,2-Dichloropropane	50.0	47.7	95	3	30	70-130	
1,3-Dichlorobenzene	50.0	44.9	90	0	30	70-130	
1,4-Dichlorobenzene	50.0	44.8	90	3	30	70-130	
2-Hexanone	50.0	50.3	101	5	30	70-130	
Acetone	50.0	54.5	109	7	30	70-130	
Benzene	50.0	49.4	99	2	11	76-127	
Bromodichloromethane	50.0	49.8	100	5	30	70-130	
Bromoform	50.0	48.5	97	2	30	70-130	
Bromomethane	50.0	53.0	106	5	30	70-130	
Carbon disulfide	50.0	51.7	103	6	30	70-130	
Carbon tetrachloride	50.0	49.5	99	2	30	70-130	
Chlorobenzene	50.0	51.0	102	2	13	75-130	
Chlorodifluoromethane	50.0	47.2	94	6	30	70-130	
Chloroethane	50.0	51.9	104	8	30	70-130	
Chloroform	50.0	51.0	102	4	30	70-130	
Chloromethane	50.0	50.2	100	6	30	70-130	
cis-1,2-Dichloroethene	50.0	52.8	106	5	30	70-130	
cis-1,3-Dichloropropene	50.0	48.5	97	7	30	70-130	
Cyclohexane	50.0	43.4	87	2	30	70-130	
Dibromochloromethane	50.0	50.0	100	0	30	70-130	
Dichlorodifluoromethane	50.0	44.2	88	8	30	70-130	
Ethylbenzene	50.0	51.4	103	6	30	70-130	
Freon 11	50.0	45.6	91	9	30	70-130	
Freon 115	50.0	47.6	95	5	30	70-130	
Freon 123	50.0	50.5	101	8	30	70-130	
Freon 152a	50.0	48.8	98	7	30	70-130	
Isopropylbenzene	50.0	44.7	89	6	30	70-130	
m&p-Xylene	100	104	104	6	30	70-130	
Methyl acetate	50.0	45.8	92	5	30	70-130	
Methyl ethyl ketone (MEK)	50.0	49.2	98	3	30	70-130	

Column to be used to flag recovery and RPD values

FORM III OLM04.2/VOL

FORM III
GC/MS VOA LAB CONTROL SAMPLE DUPLICATE RECOVERY

Lab Name: TestAmerica Edison Job No.: 460-117082-1

SDG No.:

Matrix: Water Level: Low Lab File ID: V45899.D

Lab ID: LCSD 460-379691/5 Client ID:

COMPOUND	SPIKE ADDED (ug/L)	LCSD CONCENTRATION (ug/L)	LCSD % REC	% RPD	QC LIMITS RPD	QC LIMITS REC	#
Methyl isobutyl ketone (MIBK)	50.0	52.4	105	1	30	70-130	
Methyl tert-butyl ether	50.0	45.4	91	7	30	70-130	
Methylcyclohexane	50.0	43.9	88	4	30	70-130	
Methylene Chloride	50.0	50.8	102	4	30	70-130	
o-Xylene	50.0	51.1	102	6	30	70-130	
Styrene	50.0	51.5	103	3	30	70-130	
Tetrachloroethene	50.0	49.9	100	4	30	70-130	
Toluene	50.0	50.9	102	3	13	76-125	
trans-1,2-Dichloroethene	50.0	51.4	103	6	30	70-130	
trans-1,3-Dichloropropene	50.0	48.9	98	5	30	70-130	
Trichloroethene	50.0	50.7	101	2	14	71-120	
Vinyl chloride	50.0	52.1	104	5	30	70-130	
Xylenes, Total	150	155	104	6	30	70-130	

Column to be used to flag recovery and RPD values

FORM III OLM04.2/VOL

FORM V
GC/MS VOA INSTRUMENT PERFORMANCE CHECK
BROMOFLUOROBENZENE (BFB)

Lab Name: TestAmerica Edison Job No.: 460-117082-1

SDG No.:

Lab File ID: V45683.D BFB Injection Date: 07/07/2016

Instrument ID: CVOAMS7 BFB Injection Time: 02:48

Analysis Batch No.: 377690

M/E	ION ABUNDANCE CRITERIA	% RELATIVE ABUNDANCE	
50	8.0 - 40.0% of mass 95	17.7	
75	30.0 - 66.0% of mass 95	51.1	
95	Base peak, 100% relative abundance	100.0	
96	5.0 - 9.0% of mass 95	6.3	
173	Less than 2.0% of mass 174	1.6	(1.4) 1
174	50.0 - 120.0% of mass 95	111.3	
175	4.0 - 9.0 % of mass 174	8.8	(7.9) 1
176	93.0 - 101.0% of mass 174	107.7	(96.7) 1
177	5.0 - 9.0% of mass 176	7.0	(6.5) 2

1-Value is % mass 174 2-Value is % mass 176

THIS CHECK APPLIES TO THE FOLLOWING SAMPLES, MS, MSD, BLANKS AND STANDARDS:

CLIENT SAMPLE ID	LAB SAMPLE ID	LAB FILE ID	DATE ANALYZED	TIME ANALYZED
	STD1 460-377690/3	V45685.D	07/07/2016	03:38
	STD20 460-377690/4	V45686.D	07/07/2016	04:02
	STD100 460-377690/5	V45687.D	07/07/2016	04:26
	STD200 460-377690/6	V45688.D	07/07/2016	04:51
	STD50 460-377690/9	V45691.D	07/07/2016	06:17

FORM VI
GC/MS VOA BY INTERNAL STANDARD - INITIAL CALIBRATION DATA
CURVE EVALUATION

Lab Name: TestAmerica Edison Job No.: 460-117082-1 Analy Batch No.: 377690

SDG No.:

Instrument ID: CVOAMS7 GC Column: Rtx-624 ID: 0.25(mm) Heated Purge: (Y/N) N

Calibration Start Date: 07/07/2016 03:38 Calibration End Date: 07/07/2016 06:17 Calibration ID: 56633

Calibration Files:

LEVEL:	LAB SAMPLE ID:	LAB FILE ID:
Level 1	STD1 460-377690/3	V45685.D
Level 2	STD20 460-377690/4	V45686.D
Level 3	STD50 460-377690/9	V45691.D
Level 4	STD100 460-377690/5	V45687.D
Level 5	STD200 460-377690/6	V45688.D

ANALYTE	RRF					CURVE TYPE	COEFFICIENT			#	MIN RRF	%RSD	#	MAX %RSD	R^2 OR COD	#	MIN R^2 OR COD
	LVL 1	LVL 2	LVL 3	LVL 4	LVL 5		B	M1	M2								
Freon 115	0.1075	0.1850	0.1843	0.2052	0.2094	Ave		0.1783			0.0100	23.1		100.0			
Chlorotrifluoromethane	0.3066	0.4014	0.3838	0.4615	0.4582	Ave		0.4023			0.0100	15.8		100.0			
Chlorotrifluoroethene	0.4766	0.4743	0.5185	0.5791	0.6125	Ave		0.5322			0.0100	11.6		100.0			
Freon 152a	1.9455	1.6223	1.6183	1.7841	1.8071	Ave		1.7555			0.0100	7.9		100.0			
Dichlorodifluoromethane	1.4323	1.3006	1.2226	1.2409	1.1838	Ave		1.2760			0.0100	7.6		100.0			
Chlorodifluoromethane	3.4231	2.2348	2.0876	2.2810	2.3244	Ave		2.4702			0.0100	21.9		100.0			
Chloromethane	2.3433	2.0461	1.9831	2.0555	2.1495	Ave		2.1155			0.0100	6.6		100.0			
Vinyl chloride	1.9618	1.6858	1.8242	1.8076	1.9872	Ave		1.8533			0.1000	6.6		20.5			
Bromomethane	0.9232	0.9412	1.0731	1.0159	1.1267	Ave		1.0160			0.1000	8.5		20.5			
Chloroethane	1.4824	1.1213	1.1630	1.1733	1.2158	Ave		1.2312			0.0100	11.7		100.0			
Freon 11	2.8303	2.9652	2.6932	2.8110	2.5257	Ave		2.7651			0.0100	6.0		100.0			
1,2-Dichloro-1,1,2-trifluoroethane	2.0637	1.6118	1.5594	1.7476	1.7419	Ave		1.7449			0.0100	11.2		100.0			
Freon 123	2.3226	1.9259	1.9501	2.1080	2.1092	Ave		2.0832			0.0100	7.6		100.0			
1,1,2-Trichloro-1,2,2-trifluoroethane	1.2595	1.5198	1.3514	1.4744	1.3176	Ave		1.3845			0.0100	7.9		100.0			
1,1-Dichloroethene	1.5093	1.3364	1.5067	1.4851	1.5658	Ave		1.4807			0.1000	5.8		20.5			
Acetone	1.5190	0.5344	0.5657	0.6761	0.6509	Ave		0.7892			0.0100	52.2		100.0			
Carbon disulfide	5.7008	4.2982	4.5925	4.6170	4.7095	Ave		4.7836			0.0100	11.2		100.0			
Methyl acetate	1.5235	1.6206	1.5755	1.5887	1.5910	Ave		1.5799			0.0100	2.3		100.0			
Methylene Chloride	2.2179	1.9341	1.8917	1.8664	1.8392	Ave		1.9499			0.0100	7.9		100.0			
Methyl tert-butyl ether	5.1754	5.7826	5.9839	6.1124	6.0593	Ave		5.8227			0.0100	6.6		100.0			
trans-1,2-Dichloroethene	1.9227	1.6757	1.7137	1.7072	1.7761	Ave		1.7591			0.0100	5.6		100.0			
1,1-Dichloroethane	3.1086	2.9843	2.9178	2.9362	2.9989	Ave		2.9892			0.2000	2.5		20.5			
cis-1,2-Dichloroethene	1.8716	1.9163	1.9267	1.9641	2.0181	Ave		1.9393			0.0100	2.8		100.0			
Methyl ethyl ketone (MEK)	1.0068	0.8191	0.8953	0.9413	0.9437	Ave		0.9212			0.0100	7.5		100.0			
Chloroform	3.5800	3.3244	3.3493	3.4124	3.4204	Ave		3.4173			0.2000	2.9		20.5			
Cyclohexane	0.3222	0.3780	0.3807	0.4027	0.3625	Ave		0.3692			0.0100	8.1		100.0			
1,1,1-Trichloroethane	0.6554	0.4962	0.5268	0.5437	0.5568	Ave		0.5558			0.1000	10.8		20.5			
Carbon tetrachloride	0.3826	0.3199	0.3841	0.4172	0.4474	Ave		0.3902			0.1000	12.2		20.5			
Benzene	1.2749	1.1981	1.2005	1.2340	1.2595	Ave		1.2334			0.5000	2.8		20.5			
1,2-Dichloroethane	2.7287	2.8295	2.8251	2.8581	2.8426	Ave		2.8168			0.1000	1.8		20.5			
Trichloroethene	0.4151	0.3378	0.3462	0.3628	0.3647	Ave		0.3653			0.3000	8.2		20.5			
Methylcyclohexane	0.3325	0.4174	0.4115	0.4363	0.3840	Ave		0.3964			0.0100	10.2		100.0			

Note: The m1 coefficient is the same as Ave RRF for an Ave curve type.

FORM VI
GC/MS VOA BY INTERNAL STANDARD - INITIAL CALIBRATION DATA
CURVE EVALUATION

Lab Name: TestAmerica Edison Job No.: 460-117082-1 Analy Batch No.: 377690

SDG No.:

Instrument ID: CVOAMS7 GC Column: Rtx-624 ID: 0.25(mm) Heated Purge: (Y/N) N

Calibration Start Date: 07/07/2016 03:38 Calibration End Date: 07/07/2016 06:17 Calibration ID: 56633

ANALYTE	RRF					CURVE TYPE	COEFFICIENT			#	MIN RRF	%RSD	#	MAX %RSD	R^2 OR COD	#	MIN R^2 OR COD
	LVL 1	LVL 2	LVL 3	LVL 4	LVL 5		B	M1	M2								
1,2-Dichloropropane	0.3428	0.2931	0.2920	0.3064	0.3052	Ave		0.3079			0.0100	6.7		100.0			
Bromodichloromethane	0.4590	0.4522	0.4630	0.4738	0.4710	Ave		0.4638			0.2000	1.9		20.5			
cis-1,3-Dichloropropene	0.4808	0.4895	0.5259	0.5460	0.5482	Ave		0.5181			0.2000	6.1		20.5			
Methyl isobutyl ketone (MIBK)	0.3140	0.3111	0.3182	0.3261	0.3390	Ave		0.3217			0.0100	3.5		100.0			
Toluene	1.3688	1.4064	1.3553	1.4258	1.4635	Ave		1.4039			0.4000	3.1		20.5			
trans-1,3-Dichloropropene	0.4518	0.4807	0.5001	0.5348	0.5436	Ave		0.5022			0.1000	7.6		20.5			
1,1,2-Trichloroethane	0.3102	0.3232	0.3236	0.3384	0.3375	Ave		0.3266			0.1000	3.6		20.5			
Tetrachloroethene	0.4335	0.2867	0.2918	0.3189	0.3376	Ave		0.3337			0.2000	17.8		20.5			
2-Hexanone	0.1987	0.2059	0.2115	0.2210	0.2357	Ave		0.2145			0.0100	6.7		100.0			
Dibromochloromethane	0.4784	0.4604	0.4555	0.4732	0.4807	Ave		0.4696			0.1000	2.4		20.5			
1,2-Dibromoethane	0.3378	0.3656	0.3653	0.3667	0.3713	Ave		0.3613			0.0100	3.7		100.0			
Chlorobenzene	1.0610	0.9944	0.9655	0.9949	1.0031	Ave		1.0038			0.5000	3.5		20.5			
Ethylbenzene	0.5285	0.4784	0.4640	0.4910	0.5076	Ave		0.4939			0.1000	5.1		20.5			
m&p-Xylene	1.2290	1.1969	1.1832	1.2583	1.3180	Ave		0.6045			0.3000	5.8		100.0			
o-Xylene	0.5608	0.5901	0.5917	0.6314	0.6485	Ave		0.6045			0.3000	5.8		100.0			
Styrene	0.8770	1.0270	1.0476	1.1144	1.1413	Ave		1.0414			0.3000	9.9		20.5			
Bromoform	0.2912	0.3365	0.3550	0.3750	0.3815	Ave		0.3478			0.1000	10.4		20.5			
Isopropylbenzene	1.2526	1.5058	1.5028	1.5140	1.4366	Ave		1.4424			0.0100	7.7		100.0			
1,1,2,2-Tetrachloroethane	0.4400	0.4614	0.4514	0.4542	0.4711	Ave		0.4556			0.3000	2.5		20.5			
1,3-Dichlorobenzene	0.6381	0.8031	0.8107	0.8034	0.7780	Ave		0.7667			0.6000	9.5		20.5			
1,4-Dichlorobenzene	0.6677	0.8065	0.8307	0.8329	0.8079	Ave		0.7891			0.5000	8.7		20.5			
1,2-Dichlorobenzene	0.6702	0.7890	0.7948	0.7868	0.7686	Ave		0.7619			0.4000	6.8		20.5			
1,2-Dibromo-3-Chloropropane	0.0919	0.0868	0.0876	0.0900	0.0913	Ave		0.0895			0.0100	2.5		100.0			
1,2,4-Trichlorobenzene	0.3886	0.3857	0.4146	0.4172	0.4058	Ave		0.4024			0.2000	3.6		20.5			
1,2-Dichloroethane-d4 (Surr)	1.6863	1.5864	1.3825	1.7910	1.8249	Ave		1.6542			0.0100	10.8		100.0			
Toluene-d8 (Surr)	0.7372	0.7564	0.6860	0.8020	0.8083	Ave		0.7580			0.0100	6.6		100.0			
Bromofluorobenzene	0.5302	0.4353	0.4680	0.4822	0.4801	Ave		0.4792			0.2000	7.1		20.5			

Note: The m1 coefficient is the same as Ave RRF for an Ave curve type.

FORM V
GC/MS VOA INSTRUMENT PERFORMANCE CHECK
BROMOFLUOROBENZENE (BFB)

Lab Name: TestAmerica Edison Job No.: 460-117082-1

SDG No.:

Lab File ID: V45895.D BFB Injection Date: 07/19/2016

Instrument ID: CVOAMS7 BFB Injection Time: 00:26

Analysis Batch No.: 379691

M/E	ION ABUNDANCE CRITERIA	% RELATIVE ABUNDANCE	
50	8.0 - 40.0% of mass 95	19.2	
75	30.0 - 66.0% of mass 95	52.9	
95	Base peak, 100% relative abundance	100.0	
96	5.0 - 9.0% of mass 95	7.1	
173	Less than 2.0% of mass 174	1.4	(1.3) 1
174	50.0 - 120.0% of mass 95	110.2	
175	4.0 - 9.0 % of mass 174	8.5	(7.7) 1
176	93.0 - 101.0% of mass 174	108.4	(98.4) 1
177	5.0 - 9.0% of mass 176	6.3	(5.8) 2

1-Value is % mass 174 2-Value is % mass 176

THIS CHECK APPLIES TO THE FOLLOWING SAMPLES, MS, MSD, BLANKS AND STANDARDS:

CLIENT SAMPLE ID	LAB SAMPLE ID	LAB FILE ID	DATE ANALYZED	TIME ANALYZED
	CCVIS 460-379691/3	V45897.D	07/19/2016	01:12
	LCS 460-379691/4	V45898.D	07/19/2016	01:35
	LCSD 460-379691/5	V45899.D	07/19/2016	01:58
	MB 460-379691/8	V45902.D	07/19/2016	03:07
QC-TB071416-02	460-117082-1	V45903.D	07/19/2016	03:30
MW-2MU-XX	460-117082-2	V45909.D	07/19/2016	05:48
MW-38MU-XX	460-117082-3	V45910.D	07/19/2016	06:11

FORM VII
GC/MS VOA CONTINUING CALIBRATION DATA

Lab Name: TestAmerica Edison Job No.: 460-117082-1

SDG No.:

Lab Sample ID: CCVIS 460-379691/3 Calibration Date: 07/19/2016 01:12

Instrument ID: CVOAMS7 Calib Start Date: 07/07/2016 03:38

GC Column: Rtx-624 ID: 0.25(mm) Calib End Date: 07/07/2016 06:17

Lab File ID: V45897.D Conc. Units: ug/L Heated Purge: (Y/N) N

ANALYTE	CURVE TYPE	AVE RRF	RRF	MIN RRF	CALC AMOUNT	SPIKE AMOUNT	%D	MAX %D
Chlorotrifluoromethane	Ave	0.4023	0.4659		57.9	50.0	15.8	
Freon 115	Ave	0.1783	0.2221		62.3	50.0	24.6	
Chlorotrifluoroethene	Ave	0.5322	0.6720		63.1	50.0	26.3	
Freon 152a	Ave	1.755	1.869		53.2	50.0	6.5	
Dichlorodifluoromethane	Ave	1.276	1.489	0.0100	58.3	50.0	16.7	
Chlorodifluoromethane	Ave	2.470	2.480		50.2	50.0	0.4	
Chloromethane	Ave	2.115	2.096	0.0100	49.5	50.0	-0.9	
Vinyl chloride	Ave	1.853	1.790	0.1000	48.3	50.0	-3.4	25.0
Bromomethane	Ave	1.016	1.049	0.1000	51.6	50.0	3.3	25.0
Chloroethane	Ave	1.231	1.050	0.0100	42.6	50.0	-14.7	
Freon 11	Ave	2.765	2.988	0.0100	54.0	50.0	8.1	
1,2-Dichloro-1,1,2-trifluoro ethane	Ave	1.745	1.527		43.8	50.0	-12.5	
Freon 123	Ave	2.083	1.957		47.0	50.0	-6.0	
1,1,2-Trichloro-1,2,2-triflu oroethane	Ave	1.385	1.600	0.0100	57.8	50.0	15.6	
1,1-Dichloroethene	Ave	1.481	1.422	0.1000	48.0	50.0	-3.9	25.0
Acetone	Ave	0.7892	0.4531	0.0100	28.7	50.0	-42.6	
Carbon disulfide	Ave	4.784	4.251	0.0100	44.4	50.0	-11.1	
Methyl acetate	Ave	1.580	1.119	0.0100	35.4	50.0	-29.2	
Methylene Chloride	Ave	1.950	1.673	0.0100	42.9	50.0	-14.2	
Methyl tert-butyl ether	Ave	5.823	4.651	0.0100	39.9	50.0	-20.1	
trans-1,2-Dichloroethene	Ave	1.759	1.575	0.0100	44.8	50.0	-10.4	
1,1-Dichloroethane	Ave	2.989	2.578	0.2000	43.1	50.0	-13.8	25.0
cis-1,2-Dichloroethene	Ave	1.939	1.736	0.0100	44.8	50.0	-10.5	
Methyl ethyl ketone (MEK)	Ave	0.9212	0.6446	0.0100	35.0	50.0	-30.0	
Chloroform	Ave	3.417	3.012	0.2000	44.1	50.0	-11.9	25.0
Cyclohexane	Ave	0.3692	0.4707	0.0100	63.7	50.0	27.5	
1,1,1-Trichloroethane	Ave	0.5558	0.5426	0.1000	48.8	50.0	-2.4	25.0
Carbon tetrachloride	Ave	0.3902	0.4577	0.1000	58.6	50.0	17.3	25.0
Benzene	Ave	1.233	1.231	0.5000	49.9	50.0	-0.2	25.0
1,2-Dichloroethane	Ave	2.817	2.470	0.1000	43.8	50.0	-12.3	25.0
Trichloroethene	Ave	0.3653	0.3606	0.3000	49.3	50.0	-1.3	25.0
Methylcyclohexane	Ave	0.3964	0.4911	0.0100	62.0	50.0	23.9	
1,2-Dichloropropane	Ave	0.3079	0.3059	0.0100	49.7	50.0	-0.6	
Bromodichloromethane	Ave	0.4638	0.4660	0.2000	50.2	50.0	0.5	25.0
cis-1,3-Dichloropropene	Ave	0.5181	0.5194	0.2000	50.1	50.0	0.3	25.0
Methyl isobutyl ketone (MIBK)	Ave	0.3217	0.2472	0.0100	38.4	50.0	-23.2	
Toluene	Ave	1.404	1.391	0.4000	49.6	50.0	-0.9	25.0
trans-1,3-Dichloropropene	Ave	0.5022	0.4920	0.1000	49.0	50.0	-2.0	25.0
1,1,2-Trichloroethane	Ave	0.3266	0.3319	0.1000	50.8	50.0	1.6	25.0

FORM VII
GC/MS VOA CONTINUING CALIBRATION DATA

Lab Name: TestAmerica Edison Job No.: 460-117082-1

SDG No.:

Lab Sample ID: CCVIS 460-379691/3 Calibration Date: 07/19/2016 01:12

Instrument ID: CVOAMS7 Calib Start Date: 07/07/2016 03:38

GC Column: Rtx-624 ID: 0.25(mm) Calib End Date: 07/07/2016 06:17

Lab File ID: V45897.D Conc. Units: ug/L Heated Purge: (Y/N) N

ANALYTE	CURVE TYPE	AVE RRF	RRF	MIN RRF	CALC AMOUNT	SPIKE AMOUNT	%D	MAX %D
Tetrachloroethene	Ave	0.3337	0.3267	0.2000	48.9	50.0	-2.1	25.0
2-Hexanone	Ave	0.2145	0.1614	0.0100	37.6	50.0	-24.8	
Dibromochloromethane	Ave	0.4696	0.4287	0.1000	45.6	50.0	-8.7	25.0
1,2-Dibromoethane	Ave	0.3613	0.3691	0.0100	51.1	50.0	2.1	
Chlorobenzene	Ave	1.004	0.9671	0.5000	48.2	50.0	-3.7	25.0
Ethylbenzene	Ave	0.4939	0.4737	0.1000	48.0	50.0	-4.1	25.0
m&p-Xylene	Ave	1.237	1.190	0.3000	98.4	50.0	-3.8	
o-Xylene	Ave	0.6045	0.5850	0.3000	48.4	50.0	-3.2	
Styrene	Ave	1.041	1.011	0.3000	48.5	50.0	-2.9	25.0
Bromoform	Ave	0.3478	0.3173	0.1000	45.6	50.0	-8.8	25.0
Isopropylbenzene	Ave	1.442	1.515	0.0100	52.5	50.0	5.0	
1,1,2,2-Tetrachloroethane	Ave	0.4556	0.4032	0.3000	44.2	50.0	-11.5	25.0
1,3-Dichlorobenzene	Ave	0.7667	0.8147	0.6000	53.1	50.0	6.3	25.0
1,4-Dichlorobenzene	Ave	0.7891	0.8596	0.5000	54.5	50.0	8.9	25.0
1,2-Dichlorobenzene	Ave	0.7619	0.8215	0.4000	53.9	50.0	7.8	25.0
1,2-Dibromo-3-Chloropropane	Ave	0.0895	0.0715	0.0100	39.9	50.0	-20.2	
1,2,4-Trichlorobenzene	Ave	0.4024	0.4373	0.2000	54.3	50.0	8.7	25.0
1,2-Dichloroethane-d4 (Surr)	Ave	1.654	1.238	0.0100	37.4	50.0	-25.2	
Toluene-d8 (Surr)	Ave	0.7580	0.6322	0.0100	41.7	50.0	-16.6	
Bromofluorobenzene	Ave	0.4792	0.4541	0.2000	47.4	50.0	-5.2	25.0

FORM IV
HPLC/IC METHOD BLANK SUMMARY

Lab Name: TestAmerica Pittsburgh Job No.: 460-117082-1

SDG No.:

Lab File ID: A-ICS2100 A 07-21-2016-6.d Lab Sample ID: MB 180-182466/6

Matrix: Water Date Extracted:

Instrument ID: CHIC2100A Date Analyzed: 07/21/2016 08:10

Level:(Low/Med) Low

THIS METHOD BLANK APPLIES TO THE FOLLOWING SAMPLES:

CLIENT SAMPLE ID	LAB SAMPLE ID	LAB FILE ID	DATE ANALYZED
	CCB 180-182466/4	A-ICS2100 A 07-21-2016-4.d	07/21/2016 07:39
	LCS 180-182466/5	A-ICS2100 A 07-21-2016-5.d	07/21/2016 07:54
MW-38MU-XX	460-117082-3	A-ICS2100 A 07-21-2016-8.d	07/21/2016 08:41
	CCB 180-182466/16	A-ICS2100 A 07-21-2016-16.d	07/21/2016 10:58
	460-117087-E-15 MS	A-ICS2100 A 07-21-2016-21.d	07/21/2016 14:11
	460-117087-E-15 MSD	A-ICS2100 A 07-21-2016-22.d	07/21/2016 14:27
	CCB 180-182466/28	A-ICS2100 A 07-21-2016-28.d	07/21/2016 16:10

FORM I
HPLC/IC ORGANICS ANALYSIS DATA SHEET

Lab Name: TestAmerica Pittsburgh
Job No.: 460-117082-1
SDG No.:
Client Sample ID:
Lab Sample ID: MB 180-182466/6
Matrix: Water
Lab File ID: A-ICS2100 A 07-21-2016-6.d
Analysis Method: 300.0
Date Collected:
Extraction Method:
Date Extracted:
Sample wt/vol: 1(mL)
Date Analyzed: 07/21/2016 08:10
Con. Extract Vol.:
Dilution Factor: 1
Injection Volume: 25(mL)
GC Column: AS-18 ID:
% Moisture:
GPC Cleanup:(Y/N) N
Analysis Batch No.: 182466
Units: mg/L

CAS NO.	COMPOUND NAME	RESULT	Q	RL	MDL
24959-67-9	Bromide	0.0025	U	0.0025	0.00045

FORM III
HPLC/IC LAB CONTROL SAMPLE RECOVERY

Lab Name: TestAmerica Pittsburgh Job No.: 460-117082-1

SDG No.:

Matrix: Water Level: Low Lab File ID: A-ICS2100 A 07-21-2016-5.d

Lab ID: LCS 180-182466/5 Client ID:

COMPOUND	SPIKE ADDED (mg/L)	LCS CONCENTRATION (mg/L)	LCS % REC	QC LIMITS REC	#
Bromide	0.100	0.105	105	90-110	

Column to be used to flag recovery and RPD values

FORM III 300.0

Sample not in SDG

FORM III
HPLC/IC MATRIX SPIKE RECOVERY

Lab Name: TestAmerica Pittsburgh Job No.: 460-117082-1

SDG No.:

Matrix: Water Level: Low Lab File ID: A-ICS2100 A 07-21-2016-21.d

Lab ID: 460-117087-E-15 MS Client ID:

COMPOUND	SPIKE ADDED (mg/L)	SAMPLE CONCENTRATION (mg/L)	MS CONCENTRATION (mg/L)	MS % REC	QC LIMITS REC	#
Bromide	0.0500	0.076	0.132	111	80-120	

Column to be used to flag recovery and RPD values

FORM III 300.0

FORM III
HPLC/IC MATRIX SPIKE DUPLICATE RECOVERY

Lab Name: TestAmerica Pittsburgh Job No.: 460-117082-1

SDG No.:

Matrix: Water Level: Low Lab File ID: A-ICS2100 A 07-21-2016-22.d

Lab ID: 460-117087-E-15 MSD Client ID:

COMPOUND	SPIKE ADDED (mg/L)	MSD CONCENTRATION (mg/L)	MSD % REC	% RPD	QC LIMITS RPD	QC LIMITS REC	#
Bromide	0.0500	0.130	107	2	20	80-120	

Column to be used to flag recovery and RPD values

FORM III 300.0

HPLC/IC ANALYSIS RUN LOG

Lab Name: TestAmerica Pittsburgh Job No.: 460-117082-1

SDG No.:

Instrument ID: CHIC2100A Start Date: 07/18/2016 08:01

Analysis Batch Number: 182114 End Date: 07/18/2016 11:33

LAB SAMPLE ID	CLIENT SAMPLE ID	DATE ANALYZED	DILUTION FACTOR	LAB FILE ID	COLUMN ID
IC 180-182114/2		07/18/2016 08:01	1	A-ICS2100 A 07-18-2016-2.d	AS-18
IC 180-182114/3		07/18/2016 08:17	1	A-ICS2100 A 07-18-2016-3.d	AS-18
IC 180-182114/4		07/18/2016 08:33	1	A-ICS2100 A 07-18-2016-4.d	AS-18
IC 180-182114/5		07/18/2016 08:48	1	A-ICS2100 A 07-18-2016-5.d	AS-18
IC 180-182114/6		07/18/2016 09:06	1	A-ICS2100 A 07-18-2016-6.d	AS-18
IC 180-182114/7		07/18/2016 09:23	1	A-ICS2100 A 07-18-2016-7.d	AS-18
IC 180-182114/8		07/18/2016 09:40	1	A-ICS2100 A 07-18-2016-8.d	AS-18
RINSE 180-182114/9		07/18/2016 09:58	1		AS-18
RINSE 180-182114/10		07/18/2016 10:15	1		AS-18
ZZZZZ		07/18/2016 10:31	1		AS-18
ZZZZZ		07/18/2016 10:46	1		AS-18
ICV 180-182114/13		07/18/2016 11:02	1		AS-18
CCV 180-182114/14		07/18/2016 11:17	1		AS-18
CCB 180-182114/15		07/18/2016 11:33	1		AS-18

300.0

HPLC/IC ANALYSIS RUN LOG

Lab Name: TestAmerica Pittsburgh Job No.: 460-117082-1

SDG No.:

Instrument ID: CHIC2100A Start Date: 07/21/2016 06:12

Analysis Batch Number: 182466 End Date: 07/21/2016 17:37

LAB SAMPLE ID	CLIENT SAMPLE ID	DATE ANALYZED	DILUTION FACTOR	LAB FILE ID	COLUMN ID
RINSE 180-182466/1		07/21/2016 06:12	1		AS-18
ICV 180-182466/2		07/21/2016 06:28	1	A-ICS2100 A 07-21-2016-2.d	AS-18
CCV 180-182466/3		07/21/2016 07:15	1	A-ICS2100 A 07-21-2016-3.d	AS-18
CCB 180-182466/4		07/21/2016 07:39	1	A-ICS2100 A 07-21-2016-4.d	AS-18
LCS 180-182466/5		07/21/2016 07:54	1	A-ICS2100 A 07-21-2016-5.d	AS-18
MB 180-182466/6		07/21/2016 08:10	1	A-ICS2100 A 07-21-2016-6.d	AS-18
ZZZZZ		07/21/2016 08:25	5		AS-18
460-117082-3		07/21/2016 08:41	1	A-ICS2100 A 07-21-2016-8.d	AS-18
ZZZZZ		07/21/2016 09:08	1		AS-18
ZZZZZ		07/21/2016 09:24	1		AS-18
ZZZZZ		07/21/2016 09:40	1		AS-18
ZZZZZ		07/21/2016 09:55	1		AS-18
ZZZZZ		07/21/2016 10:11	1		AS-18
ZZZZZ		07/21/2016 10:26	1		AS-18
CCV 180-182466/15		07/21/2016 10:42	1	A-ICS2100 A 07-21-2016-15.d	AS-18
CCB 180-182466/16		07/21/2016 10:58	1	A-ICS2100 A 07-21-2016-16.d	AS-18
ZZZZZ		07/21/2016 11:45	25		AS-18
ZZZZZ		07/21/2016 12:36	25		AS-18
ZZZZZ		07/21/2016 13:03	25		AS-18
ZZZZZ		07/21/2016 13:26	1		AS-18
460-117087-E-15 MS		07/21/2016 14:11	1	A-ICS2100 A 07-21-2016-21.d	AS-18
460-117087-E-15 MSD		07/21/2016 14:27	1	A-ICS2100 A 07-21-2016-22.d	AS-18
ZZZZZ		07/21/2016 14:44	1		AS-18
ZZZZZ		07/21/2016 15:01	1		AS-18
ZZZZZ		07/21/2016 15:18	1		AS-18
ZZZZZ		07/21/2016 15:36	1		AS-18
CCV 180-182466/27		07/21/2016 15:53	1	A-ICS2100 A 07-21-2016-27.d	AS-18
CCB 180-182466/28		07/21/2016 16:10	1	A-ICS2100 A 07-21-2016-28.d	AS-18
ZZZZZ		07/21/2016 16:28	10		AS-18
ZZZZZ		07/21/2016 16:45	5		AS-18
ZZZZZ		07/21/2016 17:02	5		AS-18
CCV 180-182466/32		07/21/2016 17:19	1		AS-18
CCB 180-182466/33		07/21/2016 17:37	1		AS-18

FORM VI
HPLC/IC BY EXTERNAL STANDARD - INITIAL CALIBRATION DATA
CURVE EVALUATION

Lab Name: TestAmerica Pittsburgh Job No.: 460-117082-1 Analy Batch No.: 182114

SDG No.:

Instrument ID: CHIC2100A GC Column: AS-18 ID: Heated Purge: (Y/N) N

Calibration Start Date: 07/18/2016 08:01 Calibration End Date: 07/18/2016 09:40 Calibration ID: 31724

Calibration Files:

LEVEL:	LAB SAMPLE ID:	LAB FILE ID:
Level 1	IC 180-182114/2	A-ICS2100 A 07-18-2016-2.d
Level 2	IC 180-182114/3	A-ICS2100 A 07-18-2016-3.d
Level 3	IC 180-182114/4	A-ICS2100 A 07-18-2016-4.d
Level 4	IC 180-182114/5	A-ICS2100 A 07-18-2016-5.d
Level 5	IC 180-182114/6	A-ICS2100 A 07-18-2016-6.d
Level 6	IC 180-182114/7	A-ICS2100 A 07-18-2016-7.d
Level 7	IC 180-182114/8	A-ICS2100 A 07-18-2016-8.d

ANALYTE	CF				CURVE TYPE	COEFFICIENT			#	MIN CF	%RSD	#	MAX %RSD	R^2 OR COD	#	MIN R^2 OR COD
	LVL 1 LVL 5	LVL 2 LVL 6	LVL 3 LVL 7	LVL 4		B	M1	M2								
Bromide	27256000 22701100	22329600 24144210	21371800 25056575	22148440	LinF		24732616.3							0.9990		0.9950

Note: The m1 coefficient is the same as Ave CF for an Ave curve type.

FORM VII
HPLC/IC CONTINUING CALIBRATION DATA

Lab Name: TestAmerica Pittsburgh Job No.: 460-117082-1

SDG No.:

Lab Sample ID: ICV 180-182466/2 Calibration Date: 07/21/2016 06:28

Instrument ID: CHIC2100A Calib Start Date: 07/18/2016 08:01

GC Column: AS-18 ID: Calib End Date: 07/18/2016 09:40

Lab File ID: A-ICS2100 A 07-21-2016-2.d Conc. Units: mg/L

ANALYTE	CURVE TYPE	AVE CF	CF	MIN CF	CALC AMOUNT	SPIKE AMOUNT	%D	MAX %D
Bromide	LinF		23243940		0.0470	0.0500	-6.0	10.0

FORM VII 300.0

FORM VII
HPLC/IC CONTINUING CALIBRATION DATA

Lab Name: TestAmerica Pittsburgh Job No.: 460-117082-1

SDG No.:

Lab Sample ID: CCV 180-182466/3 Calibration Date: 07/21/2016 07:15

Instrument ID: CHIC2100A Calib Start Date: 07/18/2016 08:01

GC Column: AS-18 ID: Calib End Date: 07/18/2016 09:40

Lab File ID: A-ICS2100 A 07-21-2016-3.d Conc. Units: mg/L

ANALYTE	CURVE TYPE	AVE CF	CF	MIN CF	CALC AMOUNT	SPIKE AMOUNT	%D	MAX %D
Bromide	LinF		26345940		0.107	0.100	6.5	10.0

FORM VII 300.0

FORM VII
HPLC/IC CONTINUING CALIBRATION DATA

Lab Name: TestAmerica Pittsburgh Job No.: 460-117082-1

SDG No.:

Lab Sample ID: CCV 180-182466/15 Calibration Date: 07/21/2016 10:42

Instrument ID: CHIC2100A Calib Start Date: 07/18/2016 08:01

GC Column: AS-18 ID: Calib End Date: 07/18/2016 09:40

Lab File ID: A-ICS2100 A 07-21-2016-15.d Conc. Units: mg/L

ANALYTE	CURVE TYPE	AVE CF	CF	MIN CF	CALC AMOUNT	SPIKE AMOUNT	%D	MAX %D
Bromide	LinF		25300800		0.102	0.100	2.3	10.0

FORM VII 300.0

FORM VII
HPLC/IC CONTINUING CALIBRATION DATA

Lab Name: TestAmerica Pittsburgh Job No.: 460-117082-1

SDG No.:

Lab Sample ID: CCV 180-182466/27 Calibration Date: 07/21/2016 15:53

Instrument ID: CHIC2100A Calib Start Date: 07/18/2016 08:01

GC Column: AS-18 ID: Calib End Date: 07/18/2016 09:40

Lab File ID: A-ICS2100 A 07-21-2016-27.d Conc. Units: mg/L

ANALYTE	CURVE TYPE	AVE CF	CF	MIN CF	CALC AMOUNT	SPIKE AMOUNT	%D	MAX %D
Bromide	LinF		26840000		0.109	0.100	8.5	10.0

FORM VII 300.0

COVER PAGE
GENERAL CHEMISTRY

Lab Name: TestAmerica Edison Job Number: 460-117082-1

SDG No.:

Project: LMC Great Neck Groundwater Monitoring

Client Sample ID	Lab Sample ID
MW-38MU-XX	460-117082-3

Comments:

9-IN
DETECTION LIMITS
GENERAL CHEMISTRY

Lab Name: TestAmerica Edison Job Number: 460-117082-1

SDG Number:

Matrix: Water Instrument ID: NOEQUIP

Method: SM 4500 Cl- B MDL Date: 03/02/2015 07:40

Analyte	Wavelength/ Mass	RL (mg/L)	MDL (mg/L)
Chloride		5	0.84

FORM IX - IN

9-IN
CALIBRATION BLANK DETECTION LIMITS
GENERAL CHEMISTRY

Lab Name: TestAmerica Edison Job Number: 460-117082-1

SDG Number:

Matrix: Water Instrument ID: NOEQUIP

Method: SM 4500 Cl- B XMDL Date: 03/02/2015 07:41

Analyte	Wavelength/ Mass	XRL (mg/L)	XMDL (mg/L)
Chloride		5	0.84

13-IN
ANALYSIS RUN LOG
GENERAL CHEMISTRY

Lab Name: TestAmerica Edison Job No.: 460-117082-1

SDG No.:

Instrument ID: NOEQUIP Method: SM 4500 Cl- B

Start Date: 07/27/2016 13:00 End Date: 07/27/2016 13:00

Lab Sample ID	D/F	Type	Time	Analytes																			
				CL-																			
MB 460-381480/1	1	T	13:00	X																			
LCSSRM 460-381480/2 ^2	2	T	13:00	X																			
ZZZZZZ			13:00																				
ZZZZZZ			13:00																				
ZZZZZZ			13:00																				
ZZZZZZ			13:00																				
ZZZZZZ			13:00																				
ZZZZZZ			13:00																				
ZZZZZZ			13:00																				
ZZZZZZ			13:00																				
ZZZZZZ			13:00																				
ZZZZZZ			13:00																				
ZZZZZZ			13:00																				
ZZZZZZ			13:00																				
ZZZZZZ			13:00																				
ZZZZZZ			13:00																				
ZZZZZZ			13:00																				
ZZZZZZ			13:00																				
ZZZZZZ			13:00																				
ZZZZZZ			13:00																				
ZZZZZZ			13:00																				
ZZZZZZ			13:00																				
460-117039-F-22 MS	1	T	13:00	X																			
460-117039-F-22 MSD	1	T	13:00	X																			
460-117082-3	5	T	13:00	X																			

Prep Types
T = Total/NA

3-IN
METHOD BLANK
GENERAL CHEMISTRY

Lab Name: TestAmerica Edison Job No.: 460-117082-1

SDG No.:

Method	Lab Sample ID	Analyte	Result	Qual	Units	RL	Dil
Batch ID: 381480 Date: 07/27/2016 13:00							
SM 4500 Cl- B	MB 460-381480/1	Chloride	5.0	U	mg/L	5.0	1

FORM III-IN

7A-IN
LCS-CERTIFIED REFERENCE MATERIAL
GENERAL CHEMISTRY

Lab Name: TestAmerica Edison Job No.: 460-117082-1

SDG No.:

Matrix: Water

Method	Lab Sample ID	Analyte	Result	C	Unit	Spike Amount	Pct. Rec.	Limits	RPD	RPD Limit	Q
Batch ID: 381480	Date: 07/27/2016 13:00										
						LCS Source: WTchlLCS_00068					
SM 4500 Cl- B	LCSSRM 460-381480/2 ^2	Chloride	77.98		mg/L	79.6	98.0	91.0-109.0			

Calculations are performed before rounding to avoid round-off errors in calculated results.

FORM VIIA-IN

Sample not in SDG

5-IN
MATRIX SPIKE SAMPLE RECOVERY
GENERAL CHEMISTRY

Lab Name: TestAmerica Edison Job No.: 460-117082-1

SDG No.:

Matrix: Water

Method	Lab Sample ID	Analyte	Result	C	Unit	Spike Amount	Pct. Rec.	Limits	RPD	RPD Limit	Q
Batch ID: 381480 Date: 07/27/2016 13:00											
SM 4500 Cl- B	460-117039-F-22	Chloride	17.5		mg/L						
SM 4500 Cl- B	460-117039-F-22 MS	Chloride	44.00		mg/L	25.0	106	90-110			

Calculations are performed before rounding to avoid round-off errors in calculated results.

FORM V-IN

5-IN
MATRIX SPIKE DUPLICATE SAMPLE RECOVERY
GENERAL CHEMISTRY

Lab Name: TestAmerica Edison Job No.: 460-117082-1

SDG No.:

Matrix: Water

Method	Lab Sample ID	Analyte	Result	C	Unit	Spike Amount	Pct. Rec.	Limits	RPD	RPD Limit	Q
Batch ID: 381480 Date: 07/27/2016 13:00											
SM 4500 Cl- B	460-117039-F-22 MSD	Chloride	43.50		mg/L	25.0	104	90-110	1	10	

Calculations are performed before rounding to avoid round-off errors in calculated results.

FORM V-IN

GENERAL CHEMISTRY BATCH WORKSHEET

Lab Name: TestAmerica Edison Job No.: 460-117082-1

SDG No.:

Batch Number: 381480 Batch Start Date: 07/27/16 13:00 Batch Analyst: Vu, Huan

Batch Method: SM 4500 Cl- B Batch End Date: 07/27/16 17:33

Lab Sample ID	Client Sample ID	Method Chain	Basis	FinalAmount	WTchlLCS 00068	WTchlSP1 00022	AnalysisComment		
MB 460-381480/1		SM 4500 Cl- B		100 mL			B-0217-16 :0.0141 N AgNO3 exp;01/02/17		
LCSSRM 460-381480/2 ^2		SM 4500 Cl- B		100 mL	50 mL		B-0140-16 : K2CrO4 exp;09/15/16		
460-117039-F-22 MS		SM 4500 Cl- B	T	100 mL		2.5 mL			
460-117039-F-22 MSD		SM 4500 Cl- B	T	100 mL		2.5 mL			
460-117082-F-3 ^5	MW-38MU-XX	SM 4500 Cl- B	T	100 mL					

Batch Notes	

Basis	Basis Description
T	Total/NA

The pound sign (#) in the amount added field denotes that the reagent was used undiluted. All calculations are performed using the stated concentration for this reagent.

DATA USABILITY SUMMARY REPORT
GROUNDWATER & SURFACE WATER MONITORING
PROJECT: LMC GREAT NECK
NEW YORK
DATE SAMPLES COLLECTED: JULY 12-13, 2016

LAB REPORT No. 460-117087-1

1.0 INTRODUCTION

Nineteen aqueous samples including one field duplicate pair, one equipment blank, and one trip blank were collected by Tetra Tech, Inc., at the Lockheed Martin Great Neck site on July 12-13, 2016. The samples were sent to TestAmerica Laboratories, Inc., in Edison, New Jersey. All analyses were conducted in accordance with USEPA Contract Laboratory Program (CLP) OLM04.2 Method Volatile Organic Compound (VOC) Low Level (LL), SW846 8260C SIM, EPA Method 300.0, and Standard Methods 4500 Cl-B analytical and reporting protocols.

The data package deliverables provided by the laboratory included a Category B deliverable as outlined in the New York State Department of Environmental Conservation (NYSDEC) Analytical Services Protocols.

Data validation was performed on the aforementioned samples in accordance with EPA Region II data validation guidelines. However, the data validation review requirements were applied such that specifications of the methods took precedence over the specifications of the outlined in the USEPA Region II Standard Operating Procedures (SOPs) Low/Medium Volatile Data Validation, HW-33 Revision 3 (March 2013). USEPA Region II SOP HW-3a Revision 0 July 2015 was used as a guide to validate bromide sample data. Likewise, in the instances when method requirements were not defined, Region II guidelines were applied.

The Data Usability Summary Report (DUSR) was prepared after the process of data validation was completed and summarizes the overall data quality and usability in accordance with the NYSDEC Technical Guidance for Site Investigation and Remediation (NYSDEC 2010).

The DUSR review is based on the following parameters:

- * Data completeness
- * Hold times/Sample Preservation
- * GC/MS System Tuning and Performance
- Initial/continuing calibrations
- Laboratory Method and Trip Blank Results
- * Surrogate Spike Recoveries
- * Internal Standard Results
- * Laboratory Control Sample/Laboratory Control Spike Duplicate Results
- * Matrix Spike/Matrix Spike Duplicate Results
- Field Duplicate Precision
- * Compound Identification/Quantitation
- * Tentatively Identified Compounds Results
- * Detection Limits

The symbol (*) indicates that all quality control criteria were met for this parameter.

This report was prepared to provide a critical review of the laboratory analysis and reported chemical results. Overall, the data quality is acceptable. The results of the Quality Assurance Review are presented in Section 3.0. Summary tables are provided. Appendices A, B, and C are

provided so that the data user can review the qualified analytical results, results reported by the laboratory, and the supporting documentation associated with data findings and data quality.

2.0 SAMPLES INCLUDED IN REVIEW

Lab Report No. 460-117087-1

Sample ID	Lab ID	Date Collected	Test Requested
ERM-MW-2-XX	460-117087-11	7/13/2016	VOCs
MW-14MI-XX	460-117087-6	7/12/2016	VOCs, Misc
MW-16GL-XX	460-117087-2	7/12/2016	VOCs, Misc
MW-28GL-XX	460-117087-8	7/12/2016	VOCs, Misc
MW-28MI-XX	460-117087-7	7/12/2016	VOCs, Misc
MW-31GL-XX	460-117087-17	7/13/2016	VOCs, Misc
MW-31MI-XX	460-117087-18	7/13/2016	VOCs, Misc
MW-31ML-XX	460-117087-19	7/13/2016	VOCs, Misc
MW-35GL-XX	460-117087-13	7/13/2016	VOCs
MW-45MU-XX	460-117087-1	7/12/2016	VOCs, Misc
MW-46MI-XX	460-117087-15	7/13/2016	VOCs, Misc
MW-46ML-XX	460-117087-16	7/13/2016	VOCs, Misc
MW-502-XX	460-117087-14	7/13/2016	VOCs, Misc
QC-EB071316	460-117087-10	7/13/2016	VOCs, Misc
QC-TB071316	460-117087-9	7/13/2016	VOCs
SW-13821-XX	460-117087-5	7/12/2016	VOCs, Misc
SW-5099-XX	460-117087-12	7/13/2016	VOCs, Misc
SW-N12999-XX	460-117087-3	7/12/2016	VOCs, Misc
SW-N13000-XX	460-117087-4	7/12/2016	VOCs, Misc

Legend:

VOCs = CLP Low Level (LL) Volatile Organic Compounds in accordance with OLM04.2 Method and SW846 8260C SIM.
Misc = Bromide and Chlorine in accordance with EPA Method 300.0 and Standard Methods 4500 Cl-B, respectively.

3.0 RESULTS

3.1 DATA COMPLETENESS

With regard to the data package deliverables, the contents of the data package were complete and contained all necessary summary forms and raw instrument data.

3.2 QUALITY CONTROL PARAMETERS

Hold Times/Sample Preservation: Technical hold times and preservation were assessed by comparing the sample dates and preservation code on the sample COC with that of the analysis dates.

- All project samples were properly preserved and analyzed within the required hold time for all analyses.

GC/MS Performance Check (Tuning) Summary: Gas chromatograph/mass spectrometer (GC/MS) instrument tuning and performance checks are performed to ensure the instrument's ability to provide appropriate mass-resolution, identification and sensitivity.

- The BFB tuning compound mass-ion abundance criteria for the LL VOC analyses were reported within control limits.

Initial and Continuing Calibration Results: Control limits for initial and continuing instrument calibrations are established to ensure that the instrument is capable of producing accurate quantitative data. The following issues were noted:

- The initial calibration performed on 07/07/2016 had a Percent Relative Standard Deviation (%RSD) which exceeded the 40% quality control limit (for compounds exhibiting poor response) for acetone. All samples were affected. Only non-detected results were reported for acetone in the affected samples and these non-detects were qualified as estimated, (UJ).

- The continuing calibration performed on 07/19/2016 @ 01:12 had a Percent Difference (%D) which exceeded the 40% quality control limit for acetone. Samples ERM-MW-2-XX, MW-14MI-XX, MW-16GL-XX, MW-28GL-XX, MW-28MI-XX, MW-31GL-XX, MW-31ML-XX, MW-45MU-XX, QC-EB071316, QC-TB071316, SW-5099-XX, and SW-N13000-XX were affected. The detected and non-detected results reported for acetone in the affected samples were qualified as estimated, (J) and (UJ), respectively.

- The continuing calibrations performed on 07/19/2016 @ 21:27 and 07/20/2016 @ 20:27 had %Ds for acetone, methyl acetate, and 2-butanone (methyl ethyl ketone (MEK)) which exceeded the 40% quality control limits. Samples MW-31MI-XX, MW-35GL-XX, MW-46MI-XX, MW-46ML-XX, MW-502-XX, SW-13821-XX, and SW-N12999-XX were affected. The non-detected results reported for these compounds in the affected samples were qualified as estimated, (UJ).

- All initial and continuing calibration response factors were within the quality control limits.

Laboratory Method and Trip Blank Contamination:

- Acetone, 2-butanone, and 2-hexanone were detected in the trip blank above the Reporting Limit (RL). No action was taken because these compounds were not detected in the aqueous environmental samples and the equipment blank is not qualified for trip blank contamination.

- No other target compound contaminants were detected in the laboratory method blanks associated with the reviewed parameters in this data set.

System Monitoring Compound (Surrogate) Recoveries:

- All surrogate recoveries fell within control limits for the project samples received for LL VOC reviewed.

Internal Standards Area Performance:

- The internal standard area counts and retention times fell within control limits for the project samples received and reviewed.

Laboratory Control Spike/Laboratory Control Spike Duplicate (LCS/LCSD) Results:

- The LCS/LCSD target compound Percent Recoveries (%Rs) and Relative Percent Differences (RPDs) were acceptable for the parameters reviewed.

Matrix Spike/Matrix Spike Duplicate Samples (MS/MSD) Results:

- All the target compounds/parameters were within the quality control limits for the MS/MSD analyses.

Field Duplicate Precision: Field duplicates are collected to provide information on sampling precision and homogeneity.

- MW-502XX was collected as a field duplicate sample of MW-46MI-XX. The Relative Percent Differences (RPDs) for trans-1,2-dichloroethene and bromide exceeded the 30% quality control criterion. In addition, the difference between the detected and non-detected results for 1,4-dioxane was greater than the 2X the RL. The detected and non-detected results reported for these analytes in the field duplicate pair were qualified as estimated, (J) and (UJ), respectively. The remaining results associated with these two samples fell within quality control limits, thereby satisfying precision.

Target Compound Identification and Quantitation: The laboratory calculations are verified and compound identifications are reviewed and assessed by the data reviewer.

- The GC/MS raw data (quantitation reports and chromatograms) were provided for review. No laboratory calculation errors were noted for the sample selected for verification during data validation.

Tentatively Identified Compounds (TIC) Results:

- No TICs were detected in the samples.

Detection Limits: Non-detected results were reported to the Method Detection Limit (MDL).

- The following samples were analyzed at dilutions:

Sample	Dilution	Fraction
MW-31MI-XX	5X	VOCs (OLM04.2 Method)
MW-35GL-XX	50X	VOCs (OLM04.2 Method)
MW-46MI-XX	2X	VOCs (OLM04.2 Method)
MW-502-XX	5X	VOCs (OLM04.2 Method)
MW-28GL-XX	5X	Bromide
MW-31GL-XX	5X	Bromide
MW-16GL-XX	2X	Chloride
MW-28GL-XX	4X	Chloride
MW-28MI-XX	2X	Chloride
MW-31GL-XX	2X	Chloride
MW-45MU-XX	2X	Chloride

The RLs of the non-detected results in the VOC fraction were elevated.

4.0 CONCLUSIONS

Overall, based on the outcome of data validation and as summarized in the DUSR, the data quality is acceptable with the qualifiers noted in this report.

Michelle L. Allen

Tetra Tech, Inc.
Michelle L. Allen
Chemist/Data Validator

Joseph A. Samchuck

Tetra Tech, Inc.
Joseph A. Samchuck
Data Validation Manager

September 19, 2016

Attachments:

Appendix A – Qualified Analytical Results
Appendix B – Results as Reported by the Laboratory
Appendix C – Support Documentation

Data Qualifier Definitions

The following definitions provide brief explanations of the validation qualifiers assigned to results in the data review process.

U	The analyte was analyzed for, but was not detected at a level greater than or equal to the level of the adjusted method detection limit for sample and method.
J	The analyte was positively identified and the associated numerical value is the approximate concentration of the analyte in the sample (due either to the quality of the data generated because certain quality control criteria were not met, or the concentration of the analyte was below the reporting limit).
J+	The result is an estimated quantity, but the result may be biased high.
J-	The result is an estimated quantity, but the result may be biased low.
UJ	The analyte was analyzed for, but was not detected. The reported detection limit is approximate and may be inaccurate or imprecise.
R	The sample result (detected) is unusable due to the quality of the data generated because certain criteria were not met. The analyte may or may not be present in the sample.
UR	The sample result (nondetected) is unusable due to the quality of the data generated because certain criteria were not met. The analyte may or may not be present in the sample.

Appendix A

Qualified Analytical Results

Qualifier Codes:

A = Lab Blank Contamination
B = Field Blank Contamination
C = Calibration Noncompliance (i.e., % RSDs, %Ds, ICVs, CCVs, RRFs, etc.)
C01 = GC/MS Tuning Noncompliance
D = MS/MSD Recovery Noncompliance
E = LCS/LCSD Recovery Noncompliance
F = Lab Duplicate Imprecision
G = Field Duplicate Imprecision
H = Holding Time Exceedance
I = ICP Serial Dilution Noncompliance
J = ICP PDS Recovery Noncompliance; MSA's r < 0.995
K = ICP Interference - includes ICS % R Noncompliance
L = Instrument Calibration Range Exceedance
M = Sample Preservation Noncompliance
N = Internal Standard Noncompliance
N01 = Internal Standard Recovery Noncompliance Dioxins
N02 = Recovery Standard Noncompliance Dioxins
N03 = Clean-up Standard Noncompliance Dioxins
O = Poor Instrument Performance (i.e., base-time drifting)
P = Uncertainty near detection limit (< 2 x IDL for inorganics and <CRQL for organics)
Q = Other problems (can encompass a number of issues; i.e.chromatography,interferences, etc.)
R = Surrogates Recovery Noncompliance
S = Pesticide/PCB Resolution
T = % Breakdown Noncompliance for DDT and Endrin
U = RPD between columns/detectors >40% for positive results determined via GC/HPLC
V = Non-linear calibrations; correlation coefficient r < 0.995
W = EMPC result
X = Signal to noise response drop
Y = Percent solids <30%
Z = Uncertainty at 2 standard deviations is greater than sample activity
Z1 = Tentatively Identified Compound considered presumptively present
Z2 = Tentatively Identified Compound column bleed
Z3 = Tentatively Identified Compound aldol condensate
Z4 = Sample activity is less than the at uncertainty at 3 standard deviations and greater than the MDC
Z5 = Sample activity is less than the at uncertainty at 3 standard deviations and less than the MDC

PROJ_NO: 07793	NSAMPLE	ERM-MW-2-XX			MW-14MI-XX			MW-16GL-XX			MW-28GL-XX		
SDG: 460-117087-1	LAB_ID	460-117087-11			460-117087-6			460-117087-2			460-117087-8		
FRACTION: OV	SAMP_DATE	7/13/2016			7/12/2016			7/12/2016			7/12/2016		
MEDIA: WATER	QC_TYPE	NM			NM			NM			NM		
	UNITS	UG/L			UG/L			UG/L			UG/L		
	PCT_SOLIDS	0.0			0.0			0.0			0.0		
	DUP_OF												
PARAMETER		RESULT	VQL	QLCD	RESULT	VQL	QLCD	RESULT	VQL	QLCD	RESULT	VQL	QLCD
1,4-DIOXANE		0.11	U		0.11	U		0.11	U		0.73		

PROJ_NO: 07793	NSAMPLE	MW-28MI-XX			MW-31GL-XX			MW-31MI-XX			MW-31ML-XX		
SDG: 460-117087-1	LAB_ID	460-117087-7			460-117087-17			460-117087-18			460-117087-19		
FRACTION: OV	SAMP_DATE	7/12/2016			7/13/2016			7/13/2016			7/13/2016		
MEDIA: WATER	QC_TYPE	NM			NM			NM			NM		
	UNITS	UG/L			UG/L			UG/L			UG/L		
	PCT_SOLIDS	0.0			0.0			0.0			0.0		
	DUP_OF												
PARAMETER		RESULT	VQL	QLCD	RESULT	VQL	QLCD	RESULT	VQL	QLCD	RESULT	VQL	QLCD
1,4-DIOXANE		0.11	U		0.11	U		0.11	U		0.11	U	

PROJ_NO: 07793	NSAMPLE	MW-35GL-XX			MW-45MU-XX			MW-46MI-XX			MW-46ML-XX		
SDG: 460-117087-1	LAB_ID	460-117087-13			460-117087-1			460-117087-15			460-117087-16		
FRACTION: OV	SAMP_DATE	7/13/2016			7/12/2016			7/13/2016			7/13/2016		
MEDIA: WATER	QC_TYPE	NM			NM			NM			NM		
	UNITS	UG/L			UG/L			UG/L			UG/L		
	PCT_SOLIDS	0.0			0.0			0.0			0.0		
	DUP_OF												
PARAMETER		RESULT	VQL	QLCD	RESULT	VQL	QLCD	RESULT	VQL	QLCD	RESULT	VQL	QLCD
1,4-DIOXANE		3.3			0.99			1.8	J	G	0.75		

PROJ_NO: 07793	NSAMPLE	MW-502-XX			QC-EB071316			QC-TB071316			SW-13821-XX		
SDG: 460-117087-1	LAB_ID	460-117087-14			460-117087-10			460-117087-9			460-117087-5		
FRACTION: OV	SAMP_DATE	7/13/2016			7/13/2016			7/13/2016			7/12/2016		
MEDIA: WATER	QC_TYPE	NM			EB			TB			NM		
	UNITS	UG/L			UG/L			UG/L			UG/L		
	PCT_SOLIDS	0.0			0.0			0.0			0.0		
	DUP_OF	MW-46MI-XX											
PARAMETER		RESULT	VQL	QLCD	RESULT	VQL	QLCD	RESULT	VQL	QLCD	RESULT	VQL	QLCD
1,4-DIOXANE		0.11	UJ	G	0.11	U		0.11	U		0.11	U	

PROJ_NO: 07793	NSAMPLE	SW-5099-XX			SW-N12999-XX			SW-N13000-XX		
SDG: 460-117087-1	LAB_ID	460-117087-12			460-117087-3			460-117087-4		
FRACTION: OV	SAMP_DATE	7/13/2016			7/12/2016			7/12/2016		
MEDIA: WATER	QC_TYPE	NM			NM			NM		
	UNITS	UG/L			UG/L			UG/L		
	PCT_SOLIDS	0.0			0.0			0.0		
	DUP_OF									
PARAMETER		RESULT	VQL	QLCD	RESULT	VQL	QLCD	RESULT	VQL	QLCD
1,4-DIOXANE		0.11	U		0.11	U		0.11	U	

PROJ_NO: 07793	NSAMPLE	ERM-MW-2-XX			MW-14MI-XX			MW-16GL-XX			MW-28GL-XX		
SDG: 460-117087-1	LAB_ID	460-117087-11			460-117087-6			460-117087-2			460-117087-8		
FRACTION: OVCLP	SAMP_DATE	7/13/2016			7/12/2016			7/12/2016			7/12/2016		
MEDIA: WATER	QC_TYPE	NM			NM			NM			NM		
	UNITS	UG/L			UG/L			UG/L			UG/L		
	PCT_SOLIDS	0.0			0.0			0.0			0.0		
	DUP_OF												
PARAMETER		RESULT	VQL	QLCD	RESULT	VQL	QLCD	RESULT	VQL	QLCD	RESULT	VQL	QLCD
1,1,1-TRICHLOROETHANE		0.1	U		0.1	U		0.1	U		0.1	U	
1,1,2,2-TETRACHLOROETHANE		0.1	U		0.1	U		0.1	U		0.1	U	
1,1,2-TRICHLOROETHANE		0.1	U		0.1	U		0.1	U		0.1	U	
1,1,2-TRICHLOROTRIFLUOROETHANE		0.1	U		0.1	U		0.1	U		3.4		
1,1-DICHLORO-2,2,2-TRIFLUOROETHANE		0.1	U		0.1	U		0.1	U		0.1	U	
1,1-DICHLOROETHANE		0.1	U		0.1	U		0.1	U		0.1	U	
1,1-DICHLOROETHENE		0.1	U		1.2			0.1	U		1.2		
1,1-DIFLUOROETHANE		0.1	U		0.1	U		0.1	U		0.1	U	
1,2,4-TRICHLOROBENZENE		0.1	U		0.1	U		0.1	U		0.1	U	
1,2-DIBROMO-3-CHLOROPROPANE		0.1	U		0.1	U		0.1	U		0.1	U	
1,2-DIBROMOETHANE		0.1	U		0.1	U		0.1	U		0.1	U	
1,2-DICHLOROBENZENE		0.1	U		0.1	U		0.1	U		0.1	U	
1,2-DICHLOROETHANE		0.1	U		0.1	U		0.1	U		0.1	U	
1,2-DICHLOROPROPANE		0.1	U		0.1	U		0.1	U		0.1	U	
1,3-DICHLOROBENZENE		0.1	U		0.1	U		0.1	U		0.1	U	
1,4-DICHLOROBENZENE		0.1	U		0.1	U		0.1	U		0.1	U	
2-BUTANONE		0.1	U		0.1	U		0.1	U		0.1	U	
2-HEXANONE		0.1	U		0.1	U		0.1	U		0.1	U	
4-METHYL-2-PENTANONE		0.1	U		0.1	U		0.1	U		0.1	U	
ACETONE		0.1	UJ	C	0.1	UJ	C	0.1	UJ	C	0.1	UJ	C
BENZENE		0.1	U		0.1	U		0.1	U		0.1	U	
BROMODICHLOROMETHANE		0.1	U		0.1	U		0.1	U		0.1	U	
BROMOFORM		0.1	U		0.1	U		0.1	U		0.1	U	
BROMOMETHANE		0.1	U		0.1	U		0.1	U		0.1	U	
CARBON DISULFIDE		0.1	U		0.1	U		0.1	U		0.1	U	
CARBON TETRACHLORIDE		0.1	U		0.1	U		0.1	U		0.1	U	
CHLOROBENZENE		0.1	U		0.1	U		0.1	U		0.1	U	
CHLORODIBROMOMETHANE		0.1	U		0.1	U		0.1	U		0.1	U	
CHLORODIFLUOROMETHANE		5.7			5.7			0.1	U		0.1	U	
CHLOROETHANE		0.1	U		0.1	U		0.1	U		0.1	U	
CHLOROFORM		0.1	U		0.1	U		0.1	U		0.1	U	
CHLOROMETHANE		0.1	U		0.1	U		0.1	U		0.1	U	
CIS-1,2-DICHLOROETHENE		6.9			3.2			0.1	U		92		
CIS-1,3-DICHLOROPROPENE		0.1	U		0.1	U		0.1	U		0.1	U	
CYCLOHEXANE		0.1	U		0.1	U		0.1	U		0.1	U	

PROJ_NO: 07793	NSAMPLE	MW-28MI-XX			MW-31GL-XX			MW-31MI-XX			MW-31ML-XX		
SDG: 460-117087-1	LAB_ID	460-117087-7			460-117087-17			460-117087-18			460-117087-19		
FRACTION: OVCLP	SAMP_DATE	7/12/2016			7/13/2016			7/13/2016			7/13/2016		
MEDIA: WATER	QC_TYPE	NM			NM			NM			NM		
	UNITS	UG/L			UG/L			UG/L			UG/L		
	PCT_SOLIDS	0.0			0.0			0.0			0.0		
	DUP_OF												
PARAMETER		RESULT	VQL	QLCD	RESULT	VQL	QLCD	RESULT	VQL	QLCD	RESULT	VQL	QLCD
1,1,1-TRICHLOROETHANE		0.1	U		0.1	U		0.5	U		0.1	U	
1,1,2,2-TETRACHLOROETHANE		0.1	U		0.1	U		0.5	U		0.1	U	
1,1,2-TRICHLOROETHANE		0.1	U		0.1	U		0.5	U		0.1	U	
1,1,2-TRICHLOROTRIFLUOROETHANE		1.8			2.4			13			2.8		
1,1-DICHLORO-2,2,2-TRIFLUOROETHANE		0.1	U		0.1	U		0.5	U		0.1	U	
1,1-DICHLOROETHANE		0.1	U		0.1	U		0.5	U		0.1	U	
1,1-DICHLOROETHENE		0.44	J	P	0.1	U		0.5	U		0.1	U	
1,1-DIFLUOROETHANE		0.1	U		0.1	U		0.5	U		0.1	U	
1,2,4-TRICHLOROBENZENE		0.1	U		0.1	U		0.5	U		0.1	U	
1,2-DIBROMO-3-CHLOROPROPANE		0.1	U		0.1	U		0.5	U		0.1	U	
1,2-DIBROMOETHANE		0.1	U		0.1	U		0.5	U		0.1	U	
1,2-DICHLOROBENZENE		0.1	U		0.1	U		0.5	U		0.1	U	
1,2-DICHLOROETHANE		0.1	U		0.1	U		0.5	U		0.1	U	
1,2-DICHLOROPROPANE		0.1	U		0.1	U		0.5	U		0.1	U	
1,3-DICHLOROBENZENE		0.1	U		0.1	U		0.5	U		0.1	U	
1,4-DICHLOROBENZENE		0.1	U		0.1	U		0.5	U		0.1	U	
2-BUTANONE		0.1	U		0.1	U		0.5	UJ	C	0.1	U	
2-HEXANONE		0.1	U		0.1	U		0.5	U		0.1	U	
4-METHYL-2-PENTANONE		0.1	U		0.1	U		0.5	U		0.1	U	
ACETONE		0.1	UJ	C	0.1	UJ	C	0.5	UJ	C	0.1	UJ	C
BENZENE		0.1	U		0.1	U		0.5	U		0.1	U	
BROMODICHLOROMETHANE		0.1	U		0.1	U		0.5	U		0.1	U	
BROMOFORM		0.1	U		0.1	U		0.5	U		0.1	U	
BROMOMETHANE		0.1	U		0.1	U		0.5	U		0.1	U	
CARBON DISULFIDE		0.1	U		0.1	U		0.5	U		0.1	U	
CARBON TETRACHLORIDE		0.1	U		0.1	U		0.5	U		0.1	U	
CHLOROBENZENE		0.1	U		0.1	U		0.5	U		0.1	U	
CHLORODIBROMOMETHANE		0.1	U		0.1	U		0.5	U		0.1	U	
CHLORODIFLUOROMETHANE		1.2			1.1			5.8			3.2		
CHLOROETHANE		0.1	U		0.1	U		0.5	U		0.1	U	
CHLOROFORM		0.1	U		0.21	J	P	0.84	J	P	0.26	J	P
CHLOROMETHANE		0.1	U		0.1	U		0.5	U		0.1	U	
CIS-1,2-DICHLOROETHENE		73			80			400			51		
CIS-1,3-DICHLOROPROPENE		0.1	U		0.1	U		0.5	U		0.1	U	
CYCLOHEXANE		0.1	U		0.1	U		0.5	U		0.1	U	

PROJ_NO: 07793	NSAMPLE	MW-35GL-XX			MW-45MU-XX			MW-46MI-XX			MW-46ML-XX		
SDG: 460-117087-1	LAB_ID	460-117087-13			460-117087-1			460-117087-15			460-117087-16		
FRACTION: OVCLP	SAMP_DATE	7/13/2016			7/12/2016			7/13/2016			7/13/2016		
MEDIA: WATER	QC_TYPE	NM			NM			NM			NM		
	UNITS	UG/L			UG/L			UG/L			UG/L		
	PCT_SOLIDS	0.0			0.0			0.0			0.0		
	DUP_OF												
PARAMETER		RESULT	VQL	QLCD	RESULT	VQL	QLCD	RESULT	VQL	QLCD	RESULT	VQL	QLCD
1,1,1-TRICHLOROETHANE		5	U		0.1	U		0.2	U		0.1	U	
1,1,2,2-TETRACHLOROETHANE		5	U		0.1	U		0.2	U		0.1	U	
1,1,2-TRICHLOROETHANE		5	U		0.1	U		0.2	U		0.1	U	
1,1,2-TRICHLOROTRIFLUOROETHANE		11	J	P	4.8			21			1		
1,1-DICHLORO-2,2,2-TRIFLUOROETHANE		5	U		0.1	U		0.2	U		0.1	U	
1,1-DICHLOROETHANE		5	U		0.1	U		0.2	U		0.1	U	
1,1-DICHLOROETHENE		9.2	J	P	0.27	J	P	0.89	J	P	0.1	U	
1,1-DIFLUOROETHANE		5	U		0.1	U		0.2	U		0.1	U	
1,2,4-TRICHLOROBENZENE		5	U		0.1	U		0.2	U		0.1	U	
1,2-DIBROMO-3-CHLOROPROPANE		5	U		0.1	U		0.2	U		0.1	U	
1,2-DIBROMOETHANE		5	U		0.1	U		0.2	U		0.1	U	
1,2-DICHLOROBENZENE		5	U		0.1	U		0.2	U		0.1	U	
1,2-DICHLOROETHANE		5	U		0.1	U		0.2	U		0.1	U	
1,2-DICHLOROPROPANE		5	U		0.1	U		0.2	U		0.1	U	
1,3-DICHLOROBENZENE		5	U		0.1	U		0.2	U		0.1	U	
1,4-DICHLOROBENZENE		5	U		0.1	U		0.2	U		0.1	U	
2-BUTANONE		5	UJ	C	0.1	U		0.2	UJ	C	0.1	UJ	C
2-HEXANONE		5	U		0.1	U		0.2	U		0.1	U	
4-METHYL-2-PENTANONE		5	U		0.1	U		0.2	U		0.1	U	
ACETONE		5	UJ	C	0.1	UJ	C	0.2	UJ	C	0.1	UJ	C
BENZENE		5	U		0.1	U		0.2	U		0.1	U	
BROMODICHLOROMETHANE		5	U		0.1	U		0.2	U		0.1	U	
BROMOFORM		5	U		0.1	U		0.2	U		0.1	U	
BROMOMETHANE		5	U		0.1	U		0.2	U		0.1	U	
CARBON DISULFIDE		5	U		0.1	U		0.2	U		0.1	U	
CARBON TETRACHLORIDE		5	U		0.1	U		0.2	U		0.1	U	
CHLOROBENZENE		5	U		0.1	U		0.2	U		0.1	U	
CHLORODIBROMOMETHANE		5	U		0.1	U		0.2	U		0.1	U	
CHLORODIFLUOROMETHANE		5	U		1.1			0.2	U		0.1	U	
CHLOROETHANE		5	U		0.1	U		0.2	U		0.1	U	
CHLOROFORM		5	U		0.92	J	P	1.3	J	P	0.37	J	P
CHLOROMETHANE		5	U		0.1	U		0.2	U		0.1	U	
CIS-1,2-DICHLOROETHENE		4400			190			340			19		
CIS-1,3-DICHLOROPROPENE		5	U		0.1	U		0.2	U		0.1	U	
CYCLOHEXANE		5	U		0.1	U		0.2	U		0.1	U	

PROJ_NO: 07793	NSAMPLE	MW-502-XX			QC-EB071316			QC-TB071316			SW-13821-XX		
SDG: 460-117087-1	LAB_ID	460-117087-14			460-117087-10			460-117087-9			460-117087-5		
FRACTION: OVCLP	SAMP_DATE	7/13/2016			7/13/2016			7/13/2016			7/12/2016		
MEDIA: WATER	QC_TYPE	NM			EB			TB			NM		
	UNITS	UG/L			UG/L			UG/L			UG/L		
	PCT_SOLIDS	0.0			0.0			0.0			0.0		
	DUP_OF	MW-46MI-XX											
PARAMETER		RESULT	VQL	QLCD	RESULT	VQL	QLCD	RESULT	VQL	QLCD	RESULT	VQL	QLCD
1,1,1-TRICHLOROETHANE		0.5	U		0.1	U		0.1	U		0.1	U	
1,1,2,2-TETRACHLOROETHANE		0.5	U		0.1	U		0.1	U		0.1	U	
1,1,2-TRICHLOROETHANE		0.5	U		0.1	U		0.1	U		0.1	U	
1,1,2-TRICHLOROTRIFLUOROETHANE		23			0.1	U		0.1	U		0.1	U	
1,1-DICHLORO-2,2,2-TRIFLUOROETHANE		0.5	U		0.1	U		0.1	U		0.1	U	
1,1-DICHLOROETHANE		0.5	U		0.1	U		0.1	U		0.1	U	
1,1-DICHLOROETHENE		0.5	U		0.1	U		0.1	U		0.1	U	
1,1-DIFLUOROETHANE		0.5	U		0.1	U		0.1	U		0.1	U	
1,2,4-TRICHLOROBENZENE		0.5	U		0.1	U		0.1	U		0.1	U	
1,2-DIBROMO-3-CHLOROPROPANE		0.5	U		0.1	U		0.1	U		0.1	U	
1,2-DIBROMOETHANE		0.5	U		0.1	U		0.1	U		0.1	U	
1,2-DICHLOROBENZENE		0.5	U		0.1	U		0.1	U		0.1	U	
1,2-DICHLOROETHANE		0.5	U		0.1	U		0.1	U		0.1	U	
1,2-DICHLOROPROPANE		0.5	U		0.1	U		0.1	U		0.1	U	
1,3-DICHLOROBENZENE		0.5	U		0.1	U		0.1	U		0.1	U	
1,4-DICHLOROBENZENE		0.5	U		0.1	U		0.1	U		0.1	U	
2-BUTANONE		0.5	UJ	C	44			22			0.1	UJ	C
2-HEXANONE		0.5	U		3			1.5			0.1	U	
4-METHYL-2-PENTANONE		0.5	U		0.1	U		0.1	U		0.1	U	
ACETONE		0.5	UJ	C	53	J	C	16	J	C	0.1	UJ	C
BENZENE		0.5	U		0.1	U		0.1	U		0.1	U	
BROMODICHLOROMETHANE		0.5	U		0.1	U		0.1	U		0.1	U	
BROMOFORM		0.5	U		0.1	U		0.1	U		0.1	U	
BROMOMETHANE		0.5	U		0.1	U		0.1	U		0.1	U	
CARBON DISULFIDE		0.5	U		0.1	U		0.1	U		0.1	U	
CARBON TETRACHLORIDE		0.5	U		0.1	U		0.1	U		0.1	U	
CHLOROBENZENE		0.5	U		0.1	U		0.1	U		0.1	U	
CHLORODIBROMOMETHANE		0.5	U		0.1	U		0.1	U		0.1	U	
CHLORODIFLUOROMETHANE		0.5	U		0.1	U		0.1	U		0.1	U	
CHLOROETHANE		0.5	U		0.1	U		0.1	U		0.1	U	
CHLOROFORM		1.6	J	P	0.1	U		0.1	U		0.1	U	
CHLOROMETHANE		0.5	U		0.1	U		0.1	U		0.1	U	
CIS-1,2-DICHLOROETHENE		280			0.1	U		0.1	U		0.92	J	P
CIS-1,3-DICHLOROPROPENE		0.5	U		0.1	U		0.1	U		0.1	U	
CYCLOHEXANE		0.5	U		0.1	U		0.1	U		0.1	U	

PROJ_NO: 07793	NSAMPLE	SW-5099-XX			SW-N12999-XX			SW-N13000-XX		
SDG: 460-117087-1	LAB_ID	460-117087-12			460-117087-3			460-117087-4		
FRACTION: OVCLP	SAMP_DATE	7/13/2016			7/12/2016			7/12/2016		
MEDIA: WATER	QC_TYPE	NM			NM			NM		
	UNITS	UG/L			UG/L			UG/L		
	PCT_SOLIDS	0.0			0.0			0.0		
	DUP_OF									
PARAMETER		RESULT	VQL	QLCD	RESULT	VQL	QLCD	RESULT	VQL	QLCD
1,1,1-TRICHLOROETHANE		0.1	U		0.1	U		0.1	U	
1,1,2,2-TETRACHLOROETHANE		0.1	U		0.1	U		0.1	U	
1,1,2-TRICHLOROETHANE		0.1	U		0.1	U		0.1	U	
1,1,2-TRICHLOROTRIFLUOROETHANE		0.1	U		0.19	J	P	0.1	U	
1,1-DICHLORO-2,2,2-TRIFLUOROETHANE		0.1	U		0.1	U		0.1	U	
1,1-DICHLOROETHANE		0.1	U		0.1	U		0.1	U	
1,1-DICHLOROETHENE		0.1	U		0.2	J	P	0.46	J	P
1,1-DIFLUOROETHANE		0.1	U		0.1	U		0.1	U	
1,2,4-TRICHLOROBENZENE		0.1	U		0.1	U		0.1	U	
1,2-DIBROMO-3-CHLOROPROPANE		0.1	U		0.1	U		0.1	U	
1,2-DIBROMOETHANE		0.1	U		0.1	U		0.1	U	
1,2-DICHLOROBENZENE		0.1	U		0.1	U		0.1	U	
1,2-DICHLOROETHANE		0.1	U		0.1	U		0.1	U	
1,2-DICHLOROPROPANE		0.1	U		0.1	U		0.1	U	
1,3-DICHLOROBENZENE		0.1	U		0.1	U		0.1	U	
1,4-DICHLOROBENZENE		0.1	U		0.1	U		0.1	U	
2-BUTANONE		0.1	U		0.1	UJ	C	0.1	U	
2-HEXANONE		0.1	U		0.1	U		0.1	U	
4-METHYL-2-PENTANONE		0.1	U		0.1	U		0.1	U	
ACETONE		0.1	UJ	C	0.1	UJ	C	0.1	UJ	C
BENZENE		0.1	U		0.1	U		0.1	U	
BROMODICHLOROMETHANE		0.1	U		0.1	U		0.1	U	
BROMOFORM		0.1	U		0.1	U		0.1	U	
BROMOMETHANE		0.1	U		0.1	U		0.1	U	
CARBON DISULFIDE		0.1	U		0.1	U		0.1	U	
CARBON TETRACHLORIDE		0.1	U		0.1	U		0.1	U	
CHLOROBENZENE		0.1	U		0.1	U		0.1	U	
CHLORODIBROMOMETHANE		0.1	U		0.1	U		0.1	U	
CHLORODIFLUOROMETHANE		0.1	U		0.44	J	P	0.99	J	P
CHLOROETHANE		0.1	U		0.1	U		0.1	U	
CHLOROFORM		0.1	U		0.1	U		0.1	U	
CHLOROMETHANE		0.1	U		0.1	U		0.1	U	
CIS-1,2-DICHLOROETHENE		1.6			4.7			0.1	U	
CIS-1,3-DICHLOROPROPENE		0.1	U		0.1	U		0.1	U	
CYCLOHEXANE		0.1	U		0.1	U		0.1	U	

PROJ_NO: 07793	NSAMPLE	ERM-MW-2-XX			MW-14MI-XX			MW-16GL-XX			MW-28GL-XX		
SDG: 460-117087-1	LAB_ID	460-117087-11			460-117087-6			460-117087-2			460-117087-8		
FRACTION: OVCLP	SAMP_DATE	7/13/2016			7/12/2016			7/12/2016			7/12/2016		
MEDIA: WATER	QC_TYPE	NM			NM			NM			NM		
	UNITS	UG/L			UG/L			UG/L			UG/L		
	PCT_SOLIDS	0.0			0.0			0.0			0.0		
	DUP_OF												
PARAMETER		RESULT	VQL	QLCD	RESULT	VQL	QLCD	RESULT	VQL	QLCD	RESULT	VQL	QLCD
DICHLORODIFLUOROMETHANE		0.1	U		0.1	U		0.1	U		0.1	U	
ETHYLBENZENE		0.1	U		0.1	U		0.1	U		0.1	U	
ISOPROPYLBENZENE		0.1	U		0.1	U		0.1	U		0.1	U	
M+P-XYLENES		0.1	U		0.1	U		0.1	U		0.1	U	
METHYL ACETATE		0.1	U		0.1	U		0.1	U		0.1	U	
METHYL CYCLOHEXANE		0.1	U		0.1	U		0.1	U		0.1	U	
METHYL TERT-BUTYL ETHER		0.1	U		0.1	U		0.1	U		0.1	U	
METHYLENE CHLORIDE		0.1	U		0.1	U		0.1	U		0.1	U	
O-XYLENE		0.1	U		0.1	U		0.1	U		0.1	U	
PENTAFLUOROETHYL CHLORIDE		0.1	U		0.1	U		0.1	U		0.1	U	
STYRENE		0.1	U		0.1	U		0.1	U		0.1	U	
TETRACHLOROETHENE		1.9			1.2			0.1	U		5		
TOLUENE		0.1	U		0.1	U		0.1	U		0.1	U	
TOTAL XYLENES		0.1	U		0.1	U		0.1	U		0.1	U	
TRANS-1,2-DICHLOROETHENE		0.1	U		0.1	U		0.1	U		0.1	U	
TRANS-1,3-DICHLOROPROPENE		0.1	U		0.1	U		0.1	U		0.1	U	
TRICHLOROETHENE		2.3			4.1			0.1	U		9.4		
TRICHLOROFLUOROMETHANE		0.1	U		0.1	U		0.1	U		0.1	U	
VINYL CHLORIDE		0.1	U		0.1	U		0.1	U		0.9	J	P

PROJ_NO: 07793	NSAMPLE	MW-28MI-XX			MW-31GL-XX			MW-31MI-XX			MW-31ML-XX		
SDG: 460-117087-1	LAB_ID	460-117087-7			460-117087-17			460-117087-18			460-117087-19		
FRACTION: OVCLP	SAMP_DATE	7/12/2016			7/13/2016			7/13/2016			7/13/2016		
MEDIA: WATER	QC_TYPE	NM			NM			NM			NM		
	UNITS	UG/L			UG/L			UG/L			UG/L		
	PCT_SOLIDS	0.0			0.0			0.0			0.0		
	DUP_OF												
PARAMETER		RESULT	VQL	QLCD	RESULT	VQL	QLCD	RESULT	VQL	QLCD	RESULT	VQL	QLCD
DICHLORODIFLUOROMETHANE		0.1	U		0.1	U		0.5	U		0.1	U	
ETHYLBENZENE		0.1	U		0.1	U		0.5	U		0.1	U	
ISOPROPYLBENZENE		0.1	U		0.1	U		0.5	U		0.1	U	
M+P-XYLENES		0.1	U		0.1	U		0.5	U		0.1	U	
METHYL ACETATE		0.1	U		0.1	U		0.5	UJ	C	0.1	U	
METHYL CYCLOHEXANE		0.1	U		0.1	U		0.5	U		0.1	U	
METHYL TERT-BUTYL ETHER		0.1	U		0.1	U		0.5	U		0.1	U	
METHYLENE CHLORIDE		0.1	U		0.1	U		0.5	U		0.1	U	
O-XYLENE		0.1	U		0.1	U		0.5	U		0.1	U	
PENTAFLUOROETHYL CHLORIDE		0.1	U		0.1	U		0.5	U		0.1	U	
STYRENE		0.1	U		0.1	U		0.5	U		0.1	U	
TETRACHLOROETHENE		8			7.2			36			9.5		
TOLUENE		0.1	U		0.1	U		0.5	U		0.1	U	
TOTAL XYLENES		0.1	U		0.1	U		0.5	U		0.1	U	
TRANS-1,2-DICHLOROETHENE		0.53	J	P	0.4	J	P	0.5	U		0.1	U	
TRANS-1,3-DICHLOROPROPENE		0.1	U		0.1	U		0.5	U		0.1	U	
TRICHLOROETHENE		9.2			20			88			23		
TRICHLOROFLUOROMETHANE		0.1	U		0.1	U		0.5	U		0.1	U	
VINYL CHLORIDE		0.1	U		0.1	U		0.5	U		0.1	U	

PROJ_NO: 07793	NSAMPLE	MW-35GL-XX			MW-45MU-XX			MW-46MI-XX			MW-46ML-XX		
SDG: 460-117087-1	LAB_ID	460-117087-13			460-117087-1			460-117087-15			460-117087-16		
FRACTION: OVCLP	SAMP_DATE	7/13/2016			7/12/2016			7/13/2016			7/13/2016		
MEDIA: WATER	QC_TYPE	NM			NM			NM			NM		
	UNITS	UG/L			UG/L			UG/L			UG/L		
	PCT_SOLIDS	0.0			0.0			0.0			0.0		
	DUP_OF												
PARAMETER		RESULT	VQL	QLCD	RESULT	VQL	QLCD	RESULT	VQL	QLCD	RESULT	VQL	QLCD
DICHLORODIFLUOROMETHANE		5	U		0.1	U		0.2	U		0.1	U	
ETHYLBENZENE		5	U		0.1	U		0.2	U		0.1	U	
ISOPROPYLBENZENE		5	U		0.1	U		0.2	U		0.1	U	
M+P-XYLENES		5	U		0.1	U		0.2	U		0.1	U	
METHYL ACETATE		5	UJ	C	0.1	U		0.2	UJ	C	0.1	UJ	C
METHYL CYCLOHEXANE		5	U		0.1	U		0.2	U		0.1	U	
METHYL TERT-BUTYL ETHER		5	U		0.1	U		0.2	U		0.1	U	
METHYLENE CHLORIDE		5	U		0.1	U		0.2	U		0.1	U	
O-XYLENE		5	U		0.1	U		0.2	U		0.1	U	
PENTAFLUOROETHYL CHLORIDE		5	U		0.1	U		0.2	U		0.1	U	
STYRENE		5	U		0.1	U		0.2	U		0.1	U	
TETRACHLOROETHENE		66			14			41			2.9		
TOLUENE		5	U		0.1	U		0.2	U		0.1	U	
TOTAL XYLENES		5	U		0.1	U		0.2	U		0.1	U	
TRANS-1,2-DICHLOROETHENE		5	U		1.3			1.6	J	GP	0.1	U	
TRANS-1,3-DICHLOROPROPENE		5	U		0.1	U		0.2	U		0.1	U	
TRICHLOROETHENE		230			46			130			17		
TRICHLOROFLUOROMETHANE		5	U		0.2	J	P	1	J	P	0.82	J	P
VINYL CHLORIDE		120			0.1	U		0.2	U		0.1	U	

PROJ_NO: 07793	NSAMPLE	MW-502-XX			QC-EB071316			QC-TB071316			SW-13821-XX		
SDG: 460-117087-1	LAB_ID	460-117087-14			460-117087-10			460-117087-9			460-117087-5		
FRACTION: OVCLP	SAMP_DATE	7/13/2016			7/13/2016			7/13/2016			7/12/2016		
MEDIA: WATER	QC_TYPE	NM			EB			TB			NM		
	UNITS	UG/L			UG/L			UG/L			UG/L		
	PCT_SOLIDS	0.0			0.0			0.0			0.0		
	DUP_OF	MW-46MI-XX											
PARAMETER		RESULT	VQL	QLCD	RESULT	VQL	QLCD	RESULT	VQL	QLCD	RESULT	VQL	QLCD
DICHLORODIFLUOROMETHANE		0.5	U		0.1	U		0.1	U		0.1	U	
ETHYLBENZENE		0.5	U		0.1	U		0.1	U		0.1	U	
ISOPROPYLBENZENE		0.5	U		0.1	U		0.1	U		0.1	U	
M+P-XYLENES		0.5	U		0.1	U		0.1	U		0.1	U	
METHYL ACETATE		0.5	UJ	C	0.1	U		0.1	U		0.1	UJ	C
METHYL CYCLOHEXANE		0.5	U		0.1	U		0.1	U		0.1	U	
METHYL TERT-BUTYL ETHER		0.5	U		0.1	U		0.1	U		0.1	U	
METHYLENE CHLORIDE		0.5	U		0.1	U		0.1	U		0.1	U	
O-XYLENE		0.5	U		0.1	U		0.1	U		0.1	U	
PENTAFLUOROETHYL CHLORIDE		0.5	U		0.1	U		0.1	U		0.1	U	
STYRENE		0.5	U		0.1	U		0.1	U		0.1	U	
TETRACHLOROETHENE		39			0.1	U		0.1	U		0.43	J	P
TOLUENE		0.5	U		0.1	U		0.1	U		0.1	U	
TOTAL XYLENES		0.5	U		0.1	U		0.1	U		0.1	U	
TRANS-1,2-DICHLOROETHENE		8.1	J	G	0.1	U		0.1	U		0.1	U	
TRANS-1,3-DICHLOROPROPENE		0.5	U		0.1	U		0.1	U		0.1	U	
TRICHLOROETHENE		120			0.1	U		0.1	U		0.31	J	P
TRICHLOROFLUOROMETHANE		0.5	U		0.1	U		0.1	U		0.1	U	
VINYL CHLORIDE		0.5	U		0.1	U		0.1	U		0.1	U	

PROJ_NO: 07793	NSAMPLE	SW-5099-XX			SW-N12999-XX			SW-N13000-XX		
SDG: 460-117087-1	LAB_ID	460-117087-12			460-117087-3			460-117087-4		
FRACTION: OVCLP	SAMP_DATE	7/13/2016			7/12/2016			7/12/2016		
MEDIA: WATER	QC_TYPE	NM			NM			NM		
	UNITS	UG/L			UG/L			UG/L		
	PCT_SOLIDS	0.0			0.0			0.0		
	DUP_OF									
PARAMETER		RESULT	VQL	QLCD	RESULT	VQL	QLCD	RESULT	VQL	QLCD
DICHLORODIFLUOROMETHANE		0.1	U		0.1	U		0.1	U	
ETHYLBENZENE		0.1	U		0.1	U		0.1	U	
ISOPROPYLBENZENE		0.1	U		0.1	U		0.1	U	
M+P-XYLENES		0.1	U		0.1	U		0.1	U	
METHYL ACETATE		0.1	U		0.1	UJ	C	0.1	U	
METHYL CYCLOHEXANE		0.1	U		0.1	U		0.1	U	
METHYL TERT-BUTYL ETHER		0.1	U		0.1	U		0.1	U	
METHYLENE CHLORIDE		0.1	U		0.1	U		0.1	U	
O-XYLENE		0.1	U		0.1	U		0.1	U	
PENTAFLUOROETHYL CHLORIDE		0.1	U		0.1	U		0.1	U	
STYRENE		0.1	U		0.1	U		0.1	U	
TETRACHLOROETHENE		0.42	J	P	0.96	J	P	0.22	J	P
TOLUENE		0.1	U		0.1	U		0.1	U	
TOTAL XYLENES		0.1	U		0.1	U		0.1	U	
TRANS-1,2-DICHLOROETHENE		0.1	U		0.1	U		0.1	U	
TRANS-1,3-DICHLOROPROPENE		0.1	U		0.1	U		0.1	U	
TRICHLOROETHENE		1.6			1.5			0.82	J	P
TRICHLOROFLUOROMETHANE		0.1	U		0.1	U		0.1	U	
VINYL CHLORIDE		0.1	U		0.1	U		0.1	U	

PROJ_NO: 07793	NSAMPLE	MW-14MI-XX			MW-16GL-XX			MW-28GL-XX			MW-28MI-XX		
SDG: 460-117087-1	LAB_ID	460-117087-6			460-117087-2			460-117087-8			460-117087-7		
FRACTION: MISC	SAMP_DATE	7/12/2016			7/12/2016			7/12/2016			7/12/2016		
MEDIA: WATER	QC_TYPE	NM			NM			NM			NM		
	UNITS	MG/L			MG/L			MG/L			MG/L		
	PCT_SOLIDS	0.0			0.0			0.0			0.0		
	DUP_OF												
PARAMETER		RESULT	VQL	QLCD	RESULT	VQL	QLCD	RESULT	VQL	QLCD	RESULT	VQL	QLCD
BROMIDE		0.086			0.031			0.26			0.073		
CHLORIDE		46.5			140			260			103		

PROJ_NO: 07793	NSAMPLE	MW-31GL-XX			MW-31MI-XX			MW-31ML-XX			MW-45MU-XX		
SDG: 460-117087-1	LAB_ID	460-117087-17			460-117087-18			460-117087-19			460-117087-1		
FRACTION: MISC	SAMP_DATE	7/13/2016			7/13/2016			7/13/2016			7/12/2016		
MEDIA: WATER	QC_TYPE	NM			NM			NM			NM		
	UNITS	MG/L			MG/L			MG/L			MG/L		
	PCT_SOLIDS	0.0			0.0			0.0			0.0		
	DUP_OF												
PARAMETER		RESULT	VQL	QLCD	RESULT	VQL	QLCD	RESULT	VQL	QLCD	RESULT	VQL	QLCD
BROMIDE		0.15			0.14			0.039			0.19		
CHLORIDE		103			66.5			27.5			93		

PROJ_NO: 07793	NSAMPLE	MW-46MI-XX			MW-46ML-XX			MW-502-XX			QC-EB071316		
SDG: 460-117087-1	LAB_ID	460-117087-15			460-117087-16			460-117087-14			460-117087-10		
FRACTION: MISC	SAMP_DATE	7/13/2016			7/13/2016			7/13/2016			7/13/2016		
MEDIA: WATER	QC_TYPE	NM			NM			NM			EB		
	UNITS	MG/L			MG/L			MG/L			MG/L		
	PCT_SOLIDS	0.0			0.0			0.0			0.0		
	DUP_OF							MW-46MI-XX					
PARAMETER		RESULT	VQL	QLCD	RESULT	VQL	QLCD	RESULT	VQL	QLCD	RESULT	VQL	QLCD
BROMIDE		0.076	J	G	0.018			0.056	J	G	0.00045	U	
CHLORIDE		22.5			5.5			22.5			0.84	U	

PROJ_NO: 07793	NSAMPLE	SW-13821-XX			SW-5099-XX			SW-N12999-XX			SW-N13000-XX		
SDG: 460-117087-1	LAB_ID	460-117087-5			460-117087-12			460-117087-3			460-117087-4		
FRACTION: MISC	SAMP_DATE	7/12/2016			7/13/2016			7/12/2016			7/12/2016		
MEDIA: WATER	QC_TYPE	NM			NM			NM			NM		
	UNITS	MG/L			MG/L			MG/L			MG/L		
	PCT_SOLIDS	0.0			0.0			0.0			0.0		
	DUP_OF												
PARAMETER		RESULT	VQL	QLCD	RESULT	VQL	QLCD	RESULT	VQL	QLCD	RESULT	VQL	QLCD
BROMIDE		0.035			0.037			0.067			0.034		
CHLORIDE		59.5			22.5			46.5			19		

Appendix B

Results as Reported by the Laboratory

FORM I
GC/MS VOA ORGANICS ANALYSIS DATA SHEET

Lab Name: TestAmerica Edison | Job No.: 460-117087-1

SDG No.:

Client Sample ID: MW-45MU-XX | Lab Sample ID: 460-117087-1

Matrix: Water | Lab File ID: N95413.D

Analysis Method: 8260C SIM | Date Collected: 07/12/2016 16:20

Sample wt/vol: 5(mL) | Date Analyzed: 07/20/2016 01:19

Soil Aliquot Vol: | Dilution Factor: 1

Soil Extract Vol.: | GC Column: DB-624 ID: 0.18(mm)

% Moisture: | Level: (low/med) Low

Analysis Batch No.: 379908 | Units: ug/L

CAS NO.	COMPOUND NAME	RESULT	Q	RL	MDL
123-91-1	1,4-Dioxane	0.99		0.40	0.11

CAS NO.	SURROGATE	%REC	Q	LIMITS
17060-07-0	1,2-Dichloroethane-d4 (Surr)	103		60-132
460-00-4	4-Bromofluorobenzene	83		72-123

FORM I
GC/MS VOA ORGANICS ANALYSIS DATA SHEET

Lab Name: TestAmerica Edison | Job No.: 460-117087-1

SDG No.:

Client Sample ID: MW-16GL-XX | Lab Sample ID: 460-117087-2

Matrix: Water | Lab File ID: N95414.D

Analysis Method: 8260C SIM | Date Collected: 07/12/2016 15:05

Sample wt/vol: 5(mL) | Date Analyzed: 07/20/2016 01:44

Soil Aliquot Vol: | Dilution Factor: 1

Soil Extract Vol.: | GC Column: DB-624 ID: 0.18(mm)

% Moisture: | Level: (low/med) Low

Analysis Batch No.: 379908 | Units: ug/L

CAS NO.	COMPOUND NAME	RESULT	Q	RL	MDL
123-91-1	1,4-Dioxane	0.40	U	0.40	0.11

CAS NO.	SURROGATE	%REC	Q	LIMITS
17060-07-0	1,2-Dichloroethane-d4 (Surr)	111		60-132
460-00-4	4-Bromofluorobenzene	90		72-123

FORM I
GC/MS VOA ORGANICS ANALYSIS DATA SHEET

Lab Name: TestAmerica Edison | Job No.: 460-117087-1

SDG No.:

Client Sample ID: SW-N12999-XX | Lab Sample ID: 460-117087-3

Matrix: Water | Lab File ID: N95415.D

Analysis Method: 8260C SIM | Date Collected: 07/12/2016 09:10

Sample wt/vol: 5(mL) | Date Analyzed: 07/20/2016 02:09

Soil Aliquot Vol: | Dilution Factor: 1

Soil Extract Vol.: | GC Column: DB-624 ID: 0.18(mm)

% Moisture: | Level: (low/med) Low

Analysis Batch No.: 379908 | Units: ug/L

CAS NO.	COMPOUND NAME	RESULT	Q	RL	MDL
123-91-1	1,4-Dioxane	0.40	U	0.40	0.11

CAS NO.	SURROGATE	%REC	Q	LIMITS
17060-07-0	1,2-Dichloroethane-d4 (Surr)	113		60-132
460-00-4	4-Bromofluorobenzene	84		72-123

FORM I
GC/MS VOA ORGANICS ANALYSIS DATA SHEET

Lab Name: TestAmerica Edison | Job No.: 460-117087-1

SDG No.:

Client Sample ID: SW-N13000-XX | Lab Sample ID: 460-117087-4

Matrix: Water | Lab File ID: N95416.D

Analysis Method: 8260C SIM | Date Collected: 07/12/2016 09:28

Sample wt/vol: 5(mL) | Date Analyzed: 07/20/2016 02:34

Soil Aliquot Vol: | Dilution Factor: 1

Soil Extract Vol.: | GC Column: DB-624 ID: 0.18(mm)

% Moisture: | Level: (low/med) Low

Analysis Batch No.: 379908 | Units: ug/L

CAS NO.	COMPOUND NAME	RESULT	Q	RL	MDL
123-91-1	1,4-Dioxane	0.40	U	0.40	0.11

CAS NO.	SURROGATE	%REC	Q	LIMITS
17060-07-0	1,2-Dichloroethane-d4 (Surr)	111		60-132
460-00-4	4-Bromofluorobenzene	84		72-123

FORM I
GC/MS VOA ORGANICS ANALYSIS DATA SHEET

Lab Name: TestAmerica Edison
Job No.: 460-117087-1
SDG No.:
Client Sample ID: SW-13821-XX
Lab Sample ID: 460-117087-5
Matrix: Water
Lab File ID: N95417.D
Analysis Method: 8260C SIM
Date Collected: 07/12/2016 09:48
Sample wt/vol: 5(mL)
Date Analyzed: 07/20/2016 02:59
Soil Aliquot Vol:
Dilution Factor: 1
Soil Extract Vol.:
GC Column: DB-624 ID: 0.18(mm)
% Moisture:
Level: (low/med) Low
Analysis Batch No.: 379908
Units: ug/L

CAS NO.	COMPOUND NAME	RESULT	Q	RL	MDL
123-91-1	1,4-Dioxane	0.40	U	0.40	0.11

CAS NO.	SURROGATE	%REC	Q	LIMITS
17060-07-0	1,2-Dichloroethane-d4 (Surr)	113		60-132
460-00-4	4-Bromofluorobenzene	84		72-123

FORM I
GC/MS VOA ORGANICS ANALYSIS DATA SHEET

Lab Name: TestAmerica Edison | Job No.: 460-117087-1

SDG No.:

Client Sample ID: MW-14MI-XX | Lab Sample ID: 460-117087-6

Matrix: Water | Lab File ID: N95418.D

Analysis Method: 8260C SIM | Date Collected: 07/12/2016 15:20

Sample wt/vol: 5(mL) | Date Analyzed: 07/20/2016 03:24

Soil Aliquot Vol: | Dilution Factor: 1

Soil Extract Vol.: | GC Column: DB-624 ID: 0.18(mm)

% Moisture: | Level: (low/med) Low

Analysis Batch No.: 379908 | Units: ug/L

CAS NO.	COMPOUND NAME	RESULT	Q	RL	MDL
123-91-1	1,4-Dioxane	0.40	U	0.40	0.11

CAS NO.	SURROGATE	%REC	Q	LIMITS
17060-07-0	1,2-Dichloroethane-d4 (Surr)	115		60-132
460-00-4	4-Bromofluorobenzene	83		72-123

FORM I
GC/MS VOA ORGANICS ANALYSIS DATA SHEET

Lab Name: TestAmerica Edison | Job No.: 460-117087-1

SDG No.:

Client Sample ID: MW-28MI-XX | Lab Sample ID: 460-117087-7

Matrix: Water | Lab File ID: N95419.D

Analysis Method: 8260C SIM | Date Collected: 07/12/2016 13:37

Sample wt/vol: 5(mL) | Date Analyzed: 07/20/2016 03:49

Soil Aliquot Vol: | Dilution Factor: 1

Soil Extract Vol.: | GC Column: DB-624 ID: 0.18(mm)

% Moisture: | Level: (low/med) Low

Analysis Batch No.: 379908 | Units: ug/L

CAS NO.	COMPOUND NAME	RESULT	Q	RL	MDL
123-91-1	1,4-Dioxane	0.40	U	0.40	0.11

CAS NO.	SURROGATE	%REC	Q	LIMITS
17060-07-0	1,2-Dichloroethane-d4 (Surr)	110		60-132
460-00-4	4-Bromofluorobenzene	81		72-123

FORM I
GC/MS VOA ORGANICS ANALYSIS DATA SHEET

Lab Name: TestAmerica Edison | Job No.: 460-117087-1

SDG No.:

Client Sample ID: MW-28GL-XX | Lab Sample ID: 460-117087-8

Matrix: Water | Lab File ID: N95420.D

Analysis Method: 8260C SIM | Date Collected: 07/12/2016 14:27

Sample wt/vol: 5(mL) | Date Analyzed: 07/20/2016 04:14

Soil Aliquot Vol: | Dilution Factor: 1

Soil Extract Vol.: | GC Column: DB-624 ID: 0.18(mm)

% Moisture: | Level: (low/med) Low

Analysis Batch No.: 379908 | Units: ug/L

CAS NO.	COMPOUND NAME	RESULT	Q	RL	MDL
123-91-1	1,4-Dioxane	0.73		0.40	0.11

CAS NO.	SURROGATE	%REC	Q	LIMITS
17060-07-0	1,2-Dichloroethane-d4 (Surr)	112		60-132
460-00-4	4-Bromofluorobenzene	82		72-123

FORM I
GC/MS VOA ORGANICS ANALYSIS DATA SHEET

Lab Name: TestAmerica Edison | Job No.: 460-117087-1

SDG No.:

Client Sample ID: QC-TB071316 | Lab Sample ID: 460-117087-9

Matrix: Water | Lab File ID: N95406.D

Analysis Method: 8260C SIM | Date Collected: 07/13/2016 07:10

Sample wt/vol: 5(mL) | Date Analyzed: 07/19/2016 22:25

Soil Aliquot Vol: | Dilution Factor: 1

Soil Extract Vol.: | GC Column: DB-624 ID: 0.18(mm)

% Moisture: | Level: (low/med) Low

Analysis Batch No.: 379908 | Units: ug/L

CAS NO.	COMPOUND NAME	RESULT	Q	RL	MDL
123-91-1	1,4-Dioxane	0.40	U	0.40	0.11

CAS NO.	SURROGATE	%REC	Q	LIMITS
17060-07-0	1,2-Dichloroethane-d4 (Surr)	122		60-132
460-00-4	4-Bromofluorobenzene	88		72-123

FORM I
GC/MS VOA ORGANICS ANALYSIS DATA SHEET

Lab Name: TestAmerica Edison
Job No.: 460-117087-1
SDG No.:
Client Sample ID: QC-EB071316
Lab Sample ID: 460-117087-10
Matrix: Water
Lab File ID: N95408.D
Analysis Method: 8260C SIM
Date Collected: 07/13/2016 07:15
Sample wt/vol: 5(mL)
Date Analyzed: 07/19/2016 23:15
Soil Aliquot Vol:
Dilution Factor: 1
Soil Extract Vol.:
GC Column: DB-624 ID: 0.18(mm)
% Moisture:
Level: (low/med) Low
Analysis Batch No.: 379908
Units: ug/L

CAS NO.	COMPOUND NAME	RESULT	Q	RL	MDL
123-91-1	1,4-Dioxane	0.40	U	0.40	0.11

CAS NO.	SURROGATE	%REC	Q	LIMITS
17060-07-0	1,2-Dichloroethane-d4 (Surr)	117		60-132
460-00-4	4-Bromofluorobenzene	86		72-123

FORM I
GC/MS VOA ORGANICS ANALYSIS DATA SHEET

Lab Name: TestAmerica Edison | Job No.: 460-117087-1

SDG No.:

Client Sample ID: ERM-MW-2-XX | Lab Sample ID: 460-117087-11

Matrix: Water | Lab File ID: N95421.D

Analysis Method: 8260C SIM | Date Collected: 07/13/2016 10:55

Sample wt/vol: 5(mL) | Date Analyzed: 07/20/2016 04:39

Soil Aliquot Vol: | Dilution Factor: 1

Soil Extract Vol.: | GC Column: DB-624 ID: 0.18(mm)

% Moisture: | Level: (low/med) Low

Analysis Batch No.: 379908 | Units: ug/L

CAS NO.	COMPOUND NAME	RESULT	Q	RL	MDL
123-91-1	1,4-Dioxane	0.40	U	0.40	0.11

CAS NO.	SURROGATE	%REC	Q	LIMITS
17060-07-0	1,2-Dichloroethane-d4 (Surr)	110		60-132
460-00-4	4-Bromofluorobenzene	84		72-123

FORM I
GC/MS VOA ORGANICS ANALYSIS DATA SHEET

Lab Name: TestAmerica Edison | Job No.: 460-117087-1

SDG No.:

Client Sample ID: SW-5099-XX | Lab Sample ID: 460-117087-12

Matrix: Water | Lab File ID: N95422.D

Analysis Method: 8260C SIM | Date Collected: 07/13/2016 09:50

Sample wt/vol: 5(mL) | Date Analyzed: 07/20/2016 05:04

Soil Aliquot Vol: | Dilution Factor: 1

Soil Extract Vol.: | GC Column: DB-624 ID: 0.18(mm)

% Moisture: | Level: (low/med) Low

Analysis Batch No.: 379908 | Units: ug/L

CAS NO.	COMPOUND NAME	RESULT	Q	RL	MDL
123-91-1	1,4-Dioxane	0.40	U	0.40	0.11

CAS NO.	SURROGATE	%REC	Q	LIMITS
17060-07-0	1,2-Dichloroethane-d4 (Surr)	114		60-132
460-00-4	4-Bromofluorobenzene	83		72-123

FORM I
GC/MS VOA ORGANICS ANALYSIS DATA SHEET

Lab Name: TestAmerica Edison | Job No.: 460-117087-1

SDG No.:

Client Sample ID: MW-35GL-XX | Lab Sample ID: 460-117087-13

Matrix: Water | Lab File ID: N95436.D

Analysis Method: 8260C SIM | Date Collected: 07/13/2016 11:23

Sample wt/vol: 5(mL) | Date Analyzed: 07/20/2016 11:04

Soil Aliquot Vol: | Dilution Factor: 1

Soil Extract Vol.: | GC Column: DB-624 ID: 0.18(mm)

% Moisture: | Level: (low/med) Low

Analysis Batch No.: 379980 | Units: ug/L

CAS NO.	COMPOUND NAME	RESULT	Q	RL	MDL
123-91-1	1,4-Dioxane	3.3		0.40	0.11

CAS NO.	SURROGATE	%REC	Q	LIMITS
17060-07-0	1,2-Dichloroethane-d4 (Surr)	104		60-132
460-00-4	4-Bromofluorobenzene	86		72-123

FORM I
GC/MS VOA ORGANICS ANALYSIS DATA SHEET

Lab Name: TestAmerica Edison
Job No.: 460-117087-1
SDG No.:
Client Sample ID: MW-502-XX
Lab Sample ID: 460-117087-14
Matrix: Water
Lab File ID: N95438.D
Analysis Method: 8260C SIM
Date Collected: 07/13/2016 12:00
Sample wt/vol: 5(mL)
Date Analyzed: 07/20/2016 11:54
Soil Aliquot Vol:
Dilution Factor: 1
Soil Extract Vol.:
GC Column: DB-624 ID: 0.18(mm)
% Moisture:
Level: (low/med) Low
Analysis Batch No.: 379980
Units: ug/L

CAS NO.	COMPOUND NAME	RESULT	Q	RL	MDL
123-91-1	1,4-Dioxane	0.40	U	0.40	0.11

CAS NO.	SURROGATE	%REC	Q	LIMITS
17060-07-0	1,2-Dichloroethane-d4 (Surr)	111		60-132
460-00-4	4-Bromofluorobenzene	85		72-123

FORM I
GC/MS VOA ORGANICS ANALYSIS DATA SHEET

Lab Name: TestAmerica Edison | Job No.: 460-117087-1

SDG No.:

Client Sample ID: MW-46MI-XX | Lab Sample ID: 460-117087-15

Matrix: Water | Lab File ID: N95439.D

Analysis Method: 8260C SIM | Date Collected: 07/13/2016 10:05

Sample wt/vol: 5(mL) | Date Analyzed: 07/20/2016 12:18

Soil Aliquot Vol: | Dilution Factor: 1

Soil Extract Vol.: | GC Column: DB-624 ID: 0.18(mm)

% Moisture: | Level: (low/med) Low

Analysis Batch No.: 379980 | Units: ug/L

CAS NO.	COMPOUND NAME	RESULT	Q	RL	MDL
123-91-1	1,4-Dioxane	1.8		0.40	0.11

CAS NO.	SURROGATE	%REC	Q	LIMITS
17060-07-0	1,2-Dichloroethane-d4 (Surr)	108		60-132
460-00-4	4-Bromofluorobenzene	83		72-123

FORM I
GC/MS VOA ORGANICS ANALYSIS DATA SHEET

Lab Name: TestAmerica Edison | Job No.: 460-117087-1

SDG No.:

Client Sample ID: MW-46ML-XX | Lab Sample ID: 460-117087-16

Matrix: Water | Lab File ID: N95440.D

Analysis Method: 8260C SIM | Date Collected: 07/13/2016 11:40

Sample wt/vol: 5(mL) | Date Analyzed: 07/20/2016 12:43

Soil Aliquot Vol: | Dilution Factor: 1

Soil Extract Vol.: | GC Column: DB-624 ID: 0.18(mm)

% Moisture: | Level: (low/med) Low

Analysis Batch No.: 379980 | Units: ug/L

CAS NO.	COMPOUND NAME	RESULT	Q	RL	MDL
123-91-1	1,4-Dioxane	0.75		0.40	0.11

CAS NO.	SURROGATE	%REC	Q	LIMITS
17060-07-0	1,2-Dichloroethane-d4 (Surr)	111		60-132
460-00-4	4-Bromofluorobenzene	89		72-123

FORM I
GC/MS VOA ORGANICS ANALYSIS DATA SHEET

Lab Name: TestAmerica Edison | Job No.: 460-117087-1

SDG No.:

Client Sample ID: MW-31GL-XX | Lab Sample ID: 460-117087-17

Matrix: Water | Lab File ID: N95441.D

Analysis Method: 8260C SIM | Date Collected: 07/13/2016 10:10

Sample wt/vol: 5(mL) | Date Analyzed: 07/20/2016 13:08

Soil Aliquot Vol: | Dilution Factor: 1

Soil Extract Vol.: | GC Column: DB-624 ID: 0.18(mm)

% Moisture: | Level: (low/med) Low

Analysis Batch No.: 379980 | Units: ug/L

CAS NO.	COMPOUND NAME	RESULT	Q	RL	MDL
123-91-1	1,4-Dioxane	0.40	U	0.40	0.11

CAS NO.	SURROGATE	%REC	Q	LIMITS
17060-07-0	1,2-Dichloroethane-d4 (Surr)	118		60-132
460-00-4	4-Bromofluorobenzene	90		72-123

FORM I
GC/MS VOA ORGANICS ANALYSIS DATA SHEET

Lab Name: TestAmerica Edison | Job No.: 460-117087-1

SDG No.:

Client Sample ID: MW-31MI-XX | Lab Sample ID: 460-117087-18

Matrix: Water | Lab File ID: N95442.D

Analysis Method: 8260C SIM | Date Collected: 07/13/2016 12:00

Sample wt/vol: 5(mL) | Date Analyzed: 07/20/2016 13:33

Soil Aliquot Vol: | Dilution Factor: 1

Soil Extract Vol.: | GC Column: DB-624 ID: 0.18(mm)

% Moisture: | Level: (low/med) Low

Analysis Batch No.: 379980 | Units: ug/L

CAS NO.	COMPOUND NAME	RESULT	Q	RL	MDL
123-91-1	1,4-Dioxane	0.40	U	0.40	0.11

CAS NO.	SURROGATE	%REC	Q	LIMITS
17060-07-0	1,2-Dichloroethane-d4 (Surr)	112		60-132
460-00-4	4-Bromofluorobenzene	85		72-123

FORM I
GC/MS VOA ORGANICS ANALYSIS DATA SHEET

Lab Name: TestAmerica Edison | Job No.: 460-117087-1

SDG No.:

Client Sample ID: MW-31ML-XX | Lab Sample ID: 460-117087-19

Matrix: Water | Lab File ID: N95443.D

Analysis Method: 8260C SIM | Date Collected: 07/13/2016 11:10

Sample wt/vol: 5(mL) | Date Analyzed: 07/20/2016 13:58

Soil Aliquot Vol: | Dilution Factor: 1

Soil Extract Vol.: | GC Column: DB-624 ID: 0.18(mm)

% Moisture: | Level: (low/med) Low

Analysis Batch No.: 379980 | Units: ug/L

CAS NO.	COMPOUND NAME	RESULT	Q	RL	MDL
123-91-1	1,4-Dioxane	0.40	U	0.40	0.11

CAS NO.	SURROGATE	%REC	Q	LIMITS
17060-07-0	1,2-Dichloroethane-d4 (Surr)	119		60-132
460-00-4	4-Bromofluorobenzene	82		72-123

FORM I
GC/MS VOA ORGANICS ANALYSIS DATA SHEET

Lab Name: TestAmerica Edison | Job No.: 460-117087-1

SDG No.:

Client Sample ID: MW-45MU-XX | Lab Sample ID: 460-117087-1

Matrix: Water | Lab File ID: V45911.D

Analysis Method: OLM04.2/VOL | Date Collected: 07/12/2016 16:20

Sample wt/vol: 5(mL) | Date Analyzed: 07/19/2016 06:34

Soil Aliquot Vol: | Dilution Factor: 1

Soil Extract Vol.: | GC Column: Rtx-624 ID: 0.25(mm)

% Moisture: | Level: (low/med) Low

Analysis Batch No.: 379691 | Units: ug/L

CAS NO.	COMPOUND NAME	RESULT	Q	RL	MDL
71-55-6	1,1,1-Trichloroethane	1.0	U	1.0	0.10
79-34-5	1,1,2,2-Tetrachloroethane	1.0	U	1.0	0.10
76-13-1	1,1,2-Trichloro-1,2,2-trifluoroethane	4.8		1.0	0.10
79-00-5	1,1,2-Trichloroethane	1.0	U	1.0	0.10
75-34-3	1,1-Dichloroethane	1.0	U	1.0	0.10
75-35-4	1,1-Dichloroethene	0.27	J	1.0	0.10
120-82-1	1,2,4-Trichlorobenzene	1.0	U	1.0	0.10
96-12-8	1,2-Dibromo-3-Chloropropane	1.0	U	1.0	0.10
106-93-4	1,2-Dibromoethane	1.0	U	1.0	0.10
95-50-1	1,2-Dichlorobenzene	1.0	U	1.0	0.10
107-06-2	1,2-Dichloroethane	1.0	U	1.0	0.10
78-87-5	1,2-Dichloropropane	1.0	U	1.0	0.10
541-73-1	1,3-Dichlorobenzene	1.0	U	1.0	0.10
106-46-7	1,4-Dichlorobenzene	1.0	U	1.0	0.10
591-78-6	2-Hexanone	1.0	U	1.0	0.10
67-64-1	Acetone	1.0	U	1.0	0.10
71-43-2	Benzene	1.0	U	1.0	0.10
75-27-4	Bromodichloromethane	1.0	U	1.0	0.10
75-25-2	Bromoform	1.0	U	1.0	0.10
74-83-9	Bromomethane	1.0	U	1.0	0.10
75-15-0	Carbon disulfide	1.0	U	1.0	0.10
56-23-5	Carbon tetrachloride	1.0	U	1.0	0.10
108-90-7	Chlorobenzene	1.0	U	1.0	0.10
75-45-6	Chlorodifluoromethane	1.1		1.0	0.10
75-00-3	Chloroethane	1.0	U	1.0	0.10
67-66-3	Chloroform	0.92	J	1.0	0.10
74-87-3	Chloromethane	1.0	U	1.0	0.10
156-59-2	cis-1,2-Dichloroethene	190		1.0	0.10
10061-01-5	cis-1,3-Dichloropropene	1.0	U	1.0	0.10
110-82-7	Cyclohexane	1.0	U	1.0	0.10
124-48-1	Dibromochloromethane	1.0	U	1.0	0.10
75-71-8	Dichlorodifluoromethane	1.0	U	1.0	0.10
100-41-4	Ethylbenzene	1.0	U	1.0	0.10
75-69-4	Freon 11	0.20	J	1.0	0.10
76-15-3	Freon 115	1.0	U	1.0	0.10

FORM I
GC/MS VOA ORGANICS ANALYSIS DATA SHEET

Lab Name: TestAmerica Edison | Job No.: 460-117087-1

SDG No.:

Client Sample ID: MW-45MU-XX | Lab Sample ID: 460-117087-1

Matrix: Water | Lab File ID: V45911.D

Analysis Method: OLM04.2/VOL | Date Collected: 07/12/2016 16:20

Sample wt/vol: 5(mL) | Date Analyzed: 07/19/2016 06:34

Soil Aliquot Vol: | Dilution Factor: 1

Soil Extract Vol.: | GC Column: Rtx-624 ID: 0.25(mm)

% Moisture: | Level: (low/med) Low

Analysis Batch No.: 379691 | Units: ug/L

CAS NO.	COMPOUND NAME	RESULT	Q	RL	MDL
306-83-2	Freon 123	1.0	U	1.0	0.10
75-37-6	Freon 152a	1.0	U	1.0	0.10
98-82-8	Isopropylbenzene	1.0	U	1.0	0.10
179601-23-1	m&p-Xylene	1.0	U	1.0	0.10
79-20-9	Methyl acetate	1.0	U	1.0	0.10
78-93-3	Methyl ethyl ketone (MEK)	1.0	U	1.0	0.10
108-10-1	Methyl isobutyl ketone (MIBK)	1.0	U	1.0	0.10
1634-04-4	Methyl tert-butyl ether	1.0	U	1.0	0.10
108-87-2	Methylcyclohexane	1.0	U	1.0	0.10
75-09-2	Methylene Chloride	1.0	U	1.0	0.10
95-47-6	o-Xylene	1.0	U	1.0	0.10
100-42-5	Styrene	1.0	U	1.0	0.10
127-18-4	Tetrachloroethene	14		1.0	0.10
108-88-3	Toluene	1.0	U	1.0	0.10
156-60-5	trans-1,2-Dichloroethene	1.3		1.0	0.10
10061-02-6	trans-1,3-Dichloropropene	1.0	U	1.0	0.10
79-01-6	Trichloroethene	46		1.0	0.10
75-01-4	Vinyl chloride	1.0	U	1.0	0.10
1330-20-7	Xylenes, Total	1.0	U	1.0	0.10

CAS NO.	SURROGATE	%REC	Q	LIMITS
17060-07-0	1,2-Dichloroethane-d4 (Surr)	109		76-114
460-00-4	Bromofluorobenzene	93		86-115
2037-26-5	Toluene-d8 (Surr)	99		88-110

FORM I
GC/MS VOA ORGANICS ANALYSIS DATA SHEET
TENTATIVELY IDENTIFIED COMPOUNDS

Lab Name: TestAmerica Edison Job No.: 460-117087-1

SDG No.:

Client Sample ID: MW-45MU-XX Lab Sample ID: 460-117087-1

Matrix: Water Lab File ID: V45911.D

Analysis Method: OLM04.2/VOL Date Collected: 07/12/2016 16:20

Sample wt/vol: 5(mL) Date Analyzed: 07/19/2016 06:34

Soil Aliquot Vol: Dilution Factor: 1

Soil Extract Vol.: GC Column: Rtx-624 ID: 0.25(mm)

% Moisture: Level: (low/med) Low

Analysis Batch No.: 379691 Units: ug/L

Number TICs Found: 0 TIC Result Total: 0

CAS NO.	COMPOUND NAME	RT	RESULT	Q	MATCH QUALITY
	Tentatively Identified Compound		None		

FORM I
GC/MS VOA ORGANICS ANALYSIS DATA SHEET

Lab Name: TestAmerica Edison | Job No.: 460-117087-1

SDG No.:

Client Sample ID: MW-16GL-XX | Lab Sample ID: 460-117087-2

Matrix: Water | Lab File ID: V45906.D

Analysis Method: OLM04.2/VOL | Date Collected: 07/12/2016 15:05

Sample wt/vol: 5(mL) | Date Analyzed: 07/19/2016 04:39

Soil Aliquot Vol: | Dilution Factor: 1

Soil Extract Vol.: | GC Column: Rtx-624 ID: 0.25(mm)

% Moisture: | Level: (low/med) Low

Analysis Batch No.: 379691 | Units: ug/L

CAS NO.	COMPOUND NAME	RESULT	Q	RL	MDL
71-55-6	1,1,1-Trichloroethane	1.0	U	1.0	0.10
79-34-5	1,1,2,2-Tetrachloroethane	1.0	U	1.0	0.10
76-13-1	1,1,2-Trichloro-1,2,2-trifluoroethane	1.0	U	1.0	0.10
79-00-5	1,1,2-Trichloroethane	1.0	U	1.0	0.10
75-34-3	1,1-Dichloroethane	1.0	U	1.0	0.10
75-35-4	1,1-Dichloroethene	1.0	U	1.0	0.10
120-82-1	1,2,4-Trichlorobenzene	1.0	U	1.0	0.10
96-12-8	1,2-Dibromo-3-Chloropropane	1.0	U	1.0	0.10
106-93-4	1,2-Dibromoethane	1.0	U	1.0	0.10
95-50-1	1,2-Dichlorobenzene	1.0	U	1.0	0.10
107-06-2	1,2-Dichloroethane	1.0	U	1.0	0.10
78-87-5	1,2-Dichloropropane	1.0	U	1.0	0.10
541-73-1	1,3-Dichlorobenzene	1.0	U	1.0	0.10
106-46-7	1,4-Dichlorobenzene	1.0	U	1.0	0.10
591-78-6	2-Hexanone	1.0	U	1.0	0.10
67-64-1	Acetone	1.0	U	1.0	0.10
71-43-2	Benzene	1.0	U	1.0	0.10
75-27-4	Bromodichloromethane	1.0	U	1.0	0.10
75-25-2	Bromoform	1.0	U	1.0	0.10
74-83-9	Bromomethane	1.0	U	1.0	0.10
75-15-0	Carbon disulfide	1.0	U	1.0	0.10
56-23-5	Carbon tetrachloride	1.0	U	1.0	0.10
108-90-7	Chlorobenzene	1.0	U	1.0	0.10
75-45-6	Chlorodifluoromethane	1.0	U	1.0	0.10
75-00-3	Chloroethane	1.0	U	1.0	0.10
67-66-3	Chloroform	1.0	U	1.0	0.10
74-87-3	Chloromethane	1.0	U	1.0	0.10
156-59-2	cis-1,2-Dichloroethene	1.0	U	1.0	0.10
10061-01-5	cis-1,3-Dichloropropene	1.0	U	1.0	0.10
110-82-7	Cyclohexane	1.0	U	1.0	0.10
124-48-1	Dibromochloromethane	1.0	U	1.0	0.10
75-71-8	Dichlorodifluoromethane	1.0	U	1.0	0.10
100-41-4	Ethylbenzene	1.0	U	1.0	0.10
75-69-4	Freon 11	1.0	U	1.0	0.10
76-15-3	Freon 115	1.0	U	1.0	0.10

FORM I
GC/MS VOA ORGANICS ANALYSIS DATA SHEET

Lab Name: TestAmerica Edison | Job No.: 460-117087-1

SDG No.:

Client Sample ID: MW-16GL-XX | Lab Sample ID: 460-117087-2

Matrix: Water | Lab File ID: V45906.D

Analysis Method: OLM04.2/VOL | Date Collected: 07/12/2016 15:05

Sample wt/vol: 5(mL) | Date Analyzed: 07/19/2016 04:39

Soil Aliquot Vol: | Dilution Factor: 1

Soil Extract Vol.: | GC Column: Rtx-624 ID: 0.25(mm)

% Moisture: | Level: (low/med) Low

Analysis Batch No.: 379691 | Units: ug/L

CAS NO.	COMPOUND NAME	RESULT	Q	RL	MDL
306-83-2	Freon 123	1.0	U	1.0	0.10
75-37-6	Freon 152a	1.0	U	1.0	0.10
98-82-8	Isopropylbenzene	1.0	U	1.0	0.10
179601-23-1	m&p-Xylene	1.0	U	1.0	0.10
79-20-9	Methyl acetate	1.0	U	1.0	0.10
78-93-3	Methyl ethyl ketone (MEK)	1.0	U	1.0	0.10
108-10-1	Methyl isobutyl ketone (MIBK)	1.0	U	1.0	0.10
1634-04-4	Methyl tert-butyl ether	1.0	U	1.0	0.10
108-87-2	Methylcyclohexane	1.0	U	1.0	0.10
75-09-2	Methylene Chloride	1.0	U	1.0	0.10
95-47-6	o-Xylene	1.0	U	1.0	0.10
100-42-5	Styrene	1.0	U	1.0	0.10
127-18-4	Tetrachloroethene	1.0	U	1.0	0.10
108-88-3	Toluene	1.0	U	1.0	0.10
156-60-5	trans-1,2-Dichloroethene	1.0	U	1.0	0.10
10061-02-6	trans-1,3-Dichloropropene	1.0	U	1.0	0.10
79-01-6	Trichloroethene	1.0	U	1.0	0.10
75-01-4	Vinyl chloride	1.0	U	1.0	0.10
1330-20-7	Xylenes, Total	1.0	U	1.0	0.10

CAS NO.	SURROGATE	%REC	Q	LIMITS
17060-07-0	1,2-Dichloroethane-d4 (Surr)	105		76-114
460-00-4	Bromofluorobenzene	94		86-115
2037-26-5	Toluene-d8 (Surr)	101		88-110

FORM I
GC/MS VOA ORGANICS ANALYSIS DATA SHEET
TENTATIVELY IDENTIFIED COMPOUNDS

Lab Name: TestAmerica Edison Job No.: 460-117087-1

SDG No.:

Client Sample ID: MW-16GL-XX Lab Sample ID: 460-117087-2

Matrix: Water Lab File ID: V45906.D

Analysis Method: OLM04.2/VOL Date Collected: 07/12/2016 15:05

Sample wt/vol: 5(mL) Date Analyzed: 07/19/2016 04:39

Soil Aliquot Vol: Dilution Factor: 1

Soil Extract Vol.: GC Column: Rtx-624 ID: 0.25(mm)

% Moisture: Level: (low/med) Low

Analysis Batch No.: 379691 Units: ug/L

Number TICs Found: 0 TIC Result Total: 0

CAS NO.	COMPOUND NAME	RT	RESULT	Q	MATCH QUALITY
	Tentatively Identified Compound		None		

FORM I
GC/MS VOA ORGANICS ANALYSIS DATA SHEET

Lab Name: TestAmerica Edison | Job No.: 460-117087-1

SDG No.:

Client Sample ID: SW-N12999-XX | Lab Sample ID: 460-117087-3

Matrix: Water | Lab File ID: V45937.D

Analysis Method: OLM04.2/VOL | Date Collected: 07/12/2016 09:10

Sample wt/vol: 5(mL) | Date Analyzed: 07/20/2016 00:56

Soil Aliquot Vol: | Dilution Factor: 1

Soil Extract Vol.: | GC Column: Rtx-624 ID: 0.25(mm)

% Moisture: | Level: (low/med) Low

Analysis Batch No.: 379918 | Units: ug/L

CAS NO.	COMPOUND NAME	RESULT	Q	RL	MDL
71-55-6	1,1,1-Trichloroethane	1.0	U	1.0	0.10
79-34-5	1,1,2,2-Tetrachloroethane	1.0	U	1.0	0.10
76-13-1	1,1,2-Trichloro-1,2,2-trifluoroethane	0.19	J	1.0	0.10
79-00-5	1,1,2-Trichloroethane	1.0	U	1.0	0.10
75-34-3	1,1-Dichloroethane	1.0	U	1.0	0.10
75-35-4	1,1-Dichloroethene	0.20	J	1.0	0.10
120-82-1	1,2,4-Trichlorobenzene	1.0	U	1.0	0.10
96-12-8	1,2-Dibromo-3-Chloropropane	1.0	U	1.0	0.10
106-93-4	1,2-Dibromoethane	1.0	U	1.0	0.10
95-50-1	1,2-Dichlorobenzene	1.0	U	1.0	0.10
107-06-2	1,2-Dichloroethane	1.0	U	1.0	0.10
78-87-5	1,2-Dichloropropane	1.0	U	1.0	0.10
541-73-1	1,3-Dichlorobenzene	1.0	U	1.0	0.10
106-46-7	1,4-Dichlorobenzene	1.0	U	1.0	0.10
591-78-6	2-Hexanone	1.0	U	1.0	0.10
67-64-1	Acetone	1.0	U	1.0	0.10
71-43-2	Benzene	1.0	U	1.0	0.10
75-27-4	Bromodichloromethane	1.0	U	1.0	0.10
75-25-2	Bromoform	1.0	U	1.0	0.10
74-83-9	Bromomethane	1.0	U	1.0	0.10
75-15-0	Carbon disulfide	1.0	U	1.0	0.10
56-23-5	Carbon tetrachloride	1.0	U	1.0	0.10
108-90-7	Chlorobenzene	1.0	U	1.0	0.10
75-45-6	Chlorodifluoromethane	0.44	J	1.0	0.10
75-00-3	Chloroethane	1.0	U	1.0	0.10
67-66-3	Chloroform	1.0	U	1.0	0.10
74-87-3	Chloromethane	1.0	U	1.0	0.10
156-59-2	cis-1,2-Dichloroethene	4.7		1.0	0.10
10061-01-5	cis-1,3-Dichloropropene	1.0	U	1.0	0.10
110-82-7	Cyclohexane	1.0	U	1.0	0.10
124-48-1	Dibromochloromethane	1.0	U	1.0	0.10
75-71-8	Dichlorodifluoromethane	1.0	U	1.0	0.10
100-41-4	Ethylbenzene	1.0	U	1.0	0.10
75-69-4	Freon 11	1.0	U	1.0	0.10
76-15-3	Freon 115	1.0	U	1.0	0.10

FORM I
GC/MS VOA ORGANICS ANALYSIS DATA SHEET

Lab Name: TestAmerica Edison | Job No.: 460-117087-1

SDG No.:

Client Sample ID: SW-N12999-XX | Lab Sample ID: 460-117087-3

Matrix: Water | Lab File ID: V45937.D

Analysis Method: OLM04.2/VOL | Date Collected: 07/12/2016 09:10

Sample wt/vol: 5(mL) | Date Analyzed: 07/20/2016 00:56

Soil Aliquot Vol: | Dilution Factor: 1

Soil Extract Vol.: | GC Column: Rtx-624 ID: 0.25(mm)

% Moisture: | Level: (low/med) Low

Analysis Batch No.: 379918 | Units: ug/L

CAS NO.	COMPOUND NAME	RESULT	Q	RL	MDL
306-83-2	Freon 123	1.0	U	1.0	0.10
75-37-6	Freon 152a	1.0	U	1.0	0.10
98-82-8	Isopropylbenzene	1.0	U	1.0	0.10
179601-23-1	m&p-Xylene	1.0	U	1.0	0.10
79-20-9	Methyl acetate	1.0	U	1.0	0.10
78-93-3	Methyl ethyl ketone (MEK)	1.0	U	1.0	0.10
108-10-1	Methyl isobutyl ketone (MIBK)	1.0	U	1.0	0.10
1634-04-4	Methyl tert-butyl ether	1.0	U	1.0	0.10
108-87-2	Methylcyclohexane	1.0	U	1.0	0.10
75-09-2	Methylene Chloride	1.0	U	1.0	0.10
95-47-6	o-Xylene	1.0	U	1.0	0.10
100-42-5	Styrene	1.0	U	1.0	0.10
127-18-4	Tetrachloroethene	0.96	J	1.0	0.10
108-88-3	Toluene	1.0	U	1.0	0.10
156-60-5	trans-1,2-Dichloroethene	1.0	U	1.0	0.10
10061-02-6	trans-1,3-Dichloropropene	1.0	U	1.0	0.10
79-01-6	Trichloroethene	1.5		1.0	0.10
75-01-4	Vinyl chloride	1.0	U	1.0	0.10
1330-20-7	Xylenes, Total	1.0	U	1.0	0.10

CAS NO.	SURROGATE	%REC	Q	LIMITS
17060-07-0	1,2-Dichloroethane-d4 (Surr)	105		76-114
460-00-4	Bromofluorobenzene	92		86-115
2037-26-5	Toluene-d8 (Surr)	100		88-110

FORM I
GC/MS VOA ORGANICS ANALYSIS DATA SHEET
TENTATIVELY IDENTIFIED COMPOUNDS

Lab Name: TestAmerica Edison Job No.: 460-117087-1

SDG No.:

Client Sample ID: SW-N12999-XX Lab Sample ID: 460-117087-3

Matrix: Water Lab File ID: V45937.D

Analysis Method: OLM04.2/VOL Date Collected: 07/12/2016 09:10

Sample wt/vol: 5(mL) Date Analyzed: 07/20/2016 00:56

Soil Aliquot Vol: Dilution Factor: 1

Soil Extract Vol.: GC Column: Rtx-624 ID: 0.25(mm)

% Moisture: Level: (low/med) Low

Analysis Batch No.: 379918 Units: ug/L

Number TICs Found: 0 TIC Result Total: 0

CAS NO.	COMPOUND NAME	RT	RESULT	Q	MATCH QUALITY
	Tentatively Identified Compound		None		

FORM I
GC/MS VOA ORGANICS ANALYSIS DATA SHEET

Lab Name: TestAmerica Edison | Job No.: 460-117087-1

SDG No.:

Client Sample ID: SW-N13000-XX | Lab Sample ID: 460-117087-4

Matrix: Water | Lab File ID: V45913.D

Analysis Method: OLM04.2/VOL | Date Collected: 07/12/2016 09:28

Sample wt/vol: 5(mL) | Date Analyzed: 07/19/2016 07:20

Soil Aliquot Vol: | Dilution Factor: 1

Soil Extract Vol.: | GC Column: Rtx-624 ID: 0.25(mm)

% Moisture: | Level: (low/med) Low

Analysis Batch No.: 379691 | Units: ug/L

CAS NO.	COMPOUND NAME	RESULT	Q	RL	MDL
71-55-6	1,1,1-Trichloroethane	1.0	U	1.0	0.10
79-34-5	1,1,2,2-Tetrachloroethane	1.0	U	1.0	0.10
76-13-1	1,1,2-Trichloro-1,2,2-trifluoroethane	1.0	U	1.0	0.10
79-00-5	1,1,2-Trichloroethane	1.0	U	1.0	0.10
75-34-3	1,1-Dichloroethane	1.0	U	1.0	0.10
75-35-4	1,1-Dichloroethene	0.46	J	1.0	0.10
120-82-1	1,2,4-Trichlorobenzene	1.0	U	1.0	0.10
96-12-8	1,2-Dibromo-3-Chloropropane	1.0	U	1.0	0.10
106-93-4	1,2-Dibromoethane	1.0	U	1.0	0.10
95-50-1	1,2-Dichlorobenzene	1.0	U	1.0	0.10
107-06-2	1,2-Dichloroethane	1.0	U	1.0	0.10
78-87-5	1,2-Dichloropropane	1.0	U	1.0	0.10
541-73-1	1,3-Dichlorobenzene	1.0	U	1.0	0.10
106-46-7	1,4-Dichlorobenzene	1.0	U	1.0	0.10
591-78-6	2-Hexanone	1.0	U	1.0	0.10
67-64-1	Acetone	1.0	U	1.0	0.10
71-43-2	Benzene	1.0	U	1.0	0.10
75-27-4	Bromodichloromethane	1.0	U	1.0	0.10
75-25-2	Bromoform	1.0	U	1.0	0.10
74-83-9	Bromomethane	1.0	U	1.0	0.10
75-15-0	Carbon disulfide	1.0	U	1.0	0.10
56-23-5	Carbon tetrachloride	1.0	U	1.0	0.10
108-90-7	Chlorobenzene	1.0	U	1.0	0.10
75-45-6	Chlorodifluoromethane	0.99	J	1.0	0.10
75-00-3	Chloroethane	1.0	U	1.0	0.10
67-66-3	Chloroform	1.0	U	1.0	0.10
74-87-3	Chloromethane	1.0	U	1.0	0.10
156-59-2	cis-1,2-Dichloroethene	1.0	U	1.0	0.10
10061-01-5	cis-1,3-Dichloropropene	1.0	U	1.0	0.10
110-82-7	Cyclohexane	1.0	U	1.0	0.10
124-48-1	Dibromochloromethane	1.0	U	1.0	0.10
75-71-8	Dichlorodifluoromethane	1.0	U	1.0	0.10
100-41-4	Ethylbenzene	1.0	U	1.0	0.10
75-69-4	Freon 11	1.0	U	1.0	0.10
76-15-3	Freon 115	1.0	U	1.0	0.10

FORM I
GC/MS VOA ORGANICS ANALYSIS DATA SHEET

Lab Name: TestAmerica Edison | Job No.: 460-117087-1

SDG No.:

Client Sample ID: SW-N13000-XX | Lab Sample ID: 460-117087-4

Matrix: Water | Lab File ID: V45913.D

Analysis Method: OLM04.2/VOL | Date Collected: 07/12/2016 09:28

Sample wt/vol: 5(mL) | Date Analyzed: 07/19/2016 07:20

Soil Aliquot Vol: | Dilution Factor: 1

Soil Extract Vol.: | GC Column: Rtx-624 ID: 0.25(mm)

% Moisture: | Level: (low/med) Low

Analysis Batch No.: 379691 | Units: ug/L

CAS NO.	COMPOUND NAME	RESULT	Q	RL	MDL
306-83-2	Freon 123	1.0	U	1.0	0.10
75-37-6	Freon 152a	1.0	U	1.0	0.10
98-82-8	Isopropylbenzene	1.0	U	1.0	0.10
179601-23-1	m&p-Xylene	1.0	U	1.0	0.10
79-20-9	Methyl acetate	1.0	U	1.0	0.10
78-93-3	Methyl ethyl ketone (MEK)	1.0	U	1.0	0.10
108-10-1	Methyl isobutyl ketone (MIBK)	1.0	U	1.0	0.10
1634-04-4	Methyl tert-butyl ether	1.0	U	1.0	0.10
108-87-2	Methylcyclohexane	1.0	U	1.0	0.10
75-09-2	Methylene Chloride	1.0	U	1.0	0.10
95-47-6	o-Xylene	1.0	U	1.0	0.10
100-42-5	Styrene	1.0	U	1.0	0.10
127-18-4	Tetrachloroethene	0.22	J	1.0	0.10
108-88-3	Toluene	1.0	U	1.0	0.10
156-60-5	trans-1,2-Dichloroethene	1.0	U	1.0	0.10
10061-02-6	trans-1,3-Dichloropropene	1.0	U	1.0	0.10
79-01-6	Trichloroethene	0.82	J	1.0	0.10
75-01-4	Vinyl chloride	1.0	U	1.0	0.10
1330-20-7	Xylenes, Total	1.0	U	1.0	0.10

CAS NO.	SURROGATE	%REC	Q	LIMITS
17060-07-0	1,2-Dichloroethane-d4 (Surr)	105		76-114
460-00-4	Bromofluorobenzene	95		86-115
2037-26-5	Toluene-d8 (Surr)	101		88-110

FORM I
GC/MS VOA ORGANICS ANALYSIS DATA SHEET
TENTATIVELY IDENTIFIED COMPOUNDS

Lab Name: TestAmerica Edison Job No.: 460-117087-1

SDG No.:

Client Sample ID: SW-N13000-XX Lab Sample ID: 460-117087-4

Matrix: Water Lab File ID: V45913.D

Analysis Method: OLM04.2/VOL Date Collected: 07/12/2016 09:28

Sample wt/vol: 5(mL) Date Analyzed: 07/19/2016 07:20

Soil Aliquot Vol: Dilution Factor: 1

Soil Extract Vol.: GC Column: Rtx-624 ID: 0.25(mm)

% Moisture: Level: (low/med) Low

Analysis Batch No.: 379691 Units: ug/L

Number TICs Found: 0 TIC Result Total: 0

CAS NO.	COMPOUND NAME	RT	RESULT	Q	MATCH QUALITY
	Tentatively Identified Compound		None		

FORM I
GC/MS VOA ORGANICS ANALYSIS DATA SHEET

Lab Name: TestAmerica Edison | Job No.: 460-117087-1

SDG No.:

Client Sample ID: SW-13821-XX | Lab Sample ID: 460-117087-5

Matrix: Water | Lab File ID: V45938.D

Analysis Method: OLM04.2/VOL | Date Collected: 07/12/2016 09:48

Sample wt/vol: 5(mL) | Date Analyzed: 07/20/2016 01:19

Soil Aliquot Vol: | Dilution Factor: 1

Soil Extract Vol.: | GC Column: Rtx-624 ID: 0.25(mm)

% Moisture: | Level: (low/med) Low

Analysis Batch No.: 379918 | Units: ug/L

CAS NO.	COMPOUND NAME	RESULT	Q	RL	MDL
71-55-6	1,1,1-Trichloroethane	1.0	U	1.0	0.10
79-34-5	1,1,2,2-Tetrachloroethane	1.0	U	1.0	0.10
76-13-1	1,1,2-Trichloro-1,2,2-trifluoroethane	1.0	U	1.0	0.10
79-00-5	1,1,2-Trichloroethane	1.0	U	1.0	0.10
75-34-3	1,1-Dichloroethane	1.0	U	1.0	0.10
75-35-4	1,1-Dichloroethene	1.0	U	1.0	0.10
120-82-1	1,2,4-Trichlorobenzene	1.0	U	1.0	0.10
96-12-8	1,2-Dibromo-3-Chloropropane	1.0	U	1.0	0.10
106-93-4	1,2-Dibromoethane	1.0	U	1.0	0.10
95-50-1	1,2-Dichlorobenzene	1.0	U	1.0	0.10
107-06-2	1,2-Dichloroethane	1.0	U	1.0	0.10
78-87-5	1,2-Dichloropropane	1.0	U	1.0	0.10
541-73-1	1,3-Dichlorobenzene	1.0	U	1.0	0.10
106-46-7	1,4-Dichlorobenzene	1.0	U	1.0	0.10
591-78-6	2-Hexanone	1.0	U	1.0	0.10
67-64-1	Acetone	1.0	U	1.0	0.10
71-43-2	Benzene	1.0	U	1.0	0.10
75-27-4	Bromodichloromethane	1.0	U	1.0	0.10
75-25-2	Bromoform	1.0	U	1.0	0.10
74-83-9	Bromomethane	1.0	U	1.0	0.10
75-15-0	Carbon disulfide	1.0	U	1.0	0.10
56-23-5	Carbon tetrachloride	1.0	U	1.0	0.10
108-90-7	Chlorobenzene	1.0	U	1.0	0.10
75-45-6	Chlorodifluoromethane	1.0	U	1.0	0.10
75-00-3	Chloroethane	1.0	U	1.0	0.10
67-66-3	Chloroform	1.0	U	1.0	0.10
74-87-3	Chloromethane	1.0	U	1.0	0.10
156-59-2	cis-1,2-Dichloroethene	0.92	J	1.0	0.10
10061-01-5	cis-1,3-Dichloropropene	1.0	U	1.0	0.10
110-82-7	Cyclohexane	1.0	U	1.0	0.10
124-48-1	Dibromochloromethane	1.0	U	1.0	0.10
75-71-8	Dichlorodifluoromethane	1.0	U	1.0	0.10
100-41-4	Ethylbenzene	1.0	U	1.0	0.10
75-69-4	Freon 11	1.0	U	1.0	0.10
76-15-3	Freon 115	1.0	U	1.0	0.10

FORM I
GC/MS VOA ORGANICS ANALYSIS DATA SHEET

Lab Name: TestAmerica Edison | Job No.: 460-117087-1

SDG No.:

Client Sample ID: SW-13821-XX | Lab Sample ID: 460-117087-5

Matrix: Water | Lab File ID: V45938.D

Analysis Method: OLM04.2/VOL | Date Collected: 07/12/2016 09:48

Sample wt/vol: 5(mL) | Date Analyzed: 07/20/2016 01:19

Soil Aliquot Vol: | Dilution Factor: 1

Soil Extract Vol.: | GC Column: Rtx-624 ID: 0.25(mm)

% Moisture: | Level: (low/med) Low

Analysis Batch No.: 379918 | Units: ug/L

CAS NO.	COMPOUND NAME	RESULT	Q	RL	MDL
306-83-2	Freon 123	1.0	U	1.0	0.10
75-37-6	Freon 152a	1.0	U	1.0	0.10
98-82-8	Isopropylbenzene	1.0	U	1.0	0.10
179601-23-1	m&p-Xylene	1.0	U	1.0	0.10
79-20-9	Methyl acetate	1.0	U	1.0	0.10
78-93-3	Methyl ethyl ketone (MEK)	1.0	U	1.0	0.10
108-10-1	Methyl isobutyl ketone (MIBK)	1.0	U	1.0	0.10
1634-04-4	Methyl tert-butyl ether	1.0	U	1.0	0.10
108-87-2	Methylcyclohexane	1.0	U	1.0	0.10
75-09-2	Methylene Chloride	1.0	U	1.0	0.10
95-47-6	o-Xylene	1.0	U	1.0	0.10
100-42-5	Styrene	1.0	U	1.0	0.10
127-18-4	Tetrachloroethene	0.43	J	1.0	0.10
108-88-3	Toluene	1.0	U	1.0	0.10
156-60-5	trans-1,2-Dichloroethene	1.0	U	1.0	0.10
10061-02-6	trans-1,3-Dichloropropene	1.0	U	1.0	0.10
79-01-6	Trichloroethene	0.31	J	1.0	0.10
75-01-4	Vinyl chloride	1.0	U	1.0	0.10
1330-20-7	Xylenes, Total	1.0	U	1.0	0.10

CAS NO.	SURROGATE	%REC	Q	LIMITS
17060-07-0	1,2-Dichloroethane-d4 (Surr)	112		76-114
460-00-4	Bromofluorobenzene	94		86-115
2037-26-5	Toluene-d8 (Surr)	97		88-110

FORM I
GC/MS VOA ORGANICS ANALYSIS DATA SHEET
TENTATIVELY IDENTIFIED COMPOUNDS

Lab Name: TestAmerica Edison Job No.: 460-117087-1

SDG No.:

Client Sample ID: SW-13821-XX Lab Sample ID: 460-117087-5

Matrix: Water Lab File ID: V45938.D

Analysis Method: OLM04.2/VOL Date Collected: 07/12/2016 09:48

Sample wt/vol: 5(mL) Date Analyzed: 07/20/2016 01:19

Soil Aliquot Vol: Dilution Factor: 1

Soil Extract Vol.: GC Column: Rtx-624 ID: 0.25(mm)

% Moisture: Level: (low/med) Low

Analysis Batch No.: 379918 Units: ug/L

Number TICs Found: 0 TIC Result Total: 0

CAS NO.	COMPOUND NAME	RT	RESULT	Q	MATCH QUALITY
	Tentatively Identified Compound		None		

FORM I
GC/MS VOA ORGANICS ANALYSIS DATA SHEET

Lab Name: TestAmerica Edison | Job No.: 460-117087-1

SDG No.:

Client Sample ID: MW-14MI-XX | Lab Sample ID: 460-117087-6

Matrix: Water | Lab File ID: V45915.D

Analysis Method: OLM04.2/VOL | Date Collected: 07/12/2016 15:20

Sample wt/vol: 5(mL) | Date Analyzed: 07/19/2016 08:06

Soil Aliquot Vol: | Dilution Factor: 1

Soil Extract Vol.: | GC Column: Rtx-624 ID: 0.25(mm)

% Moisture: | Level: (low/med) Low

Analysis Batch No.: 379691 | Units: ug/L

CAS NO.	COMPOUND NAME	RESULT	Q	RL	MDL
71-55-6	1,1,1-Trichloroethane	1.0	U	1.0	0.10
79-34-5	1,1,2,2-Tetrachloroethane	1.0	U	1.0	0.10
76-13-1	1,1,2-Trichloro-1,2,2-trifluoroethane	1.0	U	1.0	0.10
79-00-5	1,1,2-Trichloroethane	1.0	U	1.0	0.10
75-34-3	1,1-Dichloroethane	1.0	U	1.0	0.10
75-35-4	1,1-Dichloroethene	1.2		1.0	0.10
120-82-1	1,2,4-Trichlorobenzene	1.0	U	1.0	0.10
96-12-8	1,2-Dibromo-3-Chloropropane	1.0	U	1.0	0.10
106-93-4	1,2-Dibromoethane	1.0	U	1.0	0.10
95-50-1	1,2-Dichlorobenzene	1.0	U	1.0	0.10
107-06-2	1,2-Dichloroethane	1.0	U	1.0	0.10
78-87-5	1,2-Dichloropropane	1.0	U	1.0	0.10
541-73-1	1,3-Dichlorobenzene	1.0	U	1.0	0.10
106-46-7	1,4-Dichlorobenzene	1.0	U	1.0	0.10
591-78-6	2-Hexanone	1.0	U	1.0	0.10
67-64-1	Acetone	1.0	U	1.0	0.10
71-43-2	Benzene	1.0	U	1.0	0.10
75-27-4	Bromodichloromethane	1.0	U	1.0	0.10
75-25-2	Bromoform	1.0	U	1.0	0.10
74-83-9	Bromomethane	1.0	U	1.0	0.10
75-15-0	Carbon disulfide	1.0	U	1.0	0.10
56-23-5	Carbon tetrachloride	1.0	U	1.0	0.10
108-90-7	Chlorobenzene	1.0	U	1.0	0.10
75-45-6	Chlorodifluoromethane	5.7		1.0	0.10
75-00-3	Chloroethane	1.0	U	1.0	0.10
67-66-3	Chloroform	1.0	U	1.0	0.10
74-87-3	Chloromethane	1.0	U	1.0	0.10
156-59-2	cis-1,2-Dichloroethene	3.2		1.0	0.10
10061-01-5	cis-1,3-Dichloropropene	1.0	U	1.0	0.10
110-82-7	Cyclohexane	1.0	U	1.0	0.10
124-48-1	Dibromochloromethane	1.0	U	1.0	0.10
75-71-8	Dichlorodifluoromethane	1.0	U	1.0	0.10
100-41-4	Ethylbenzene	1.0	U	1.0	0.10
75-69-4	Freon 11	1.0	U	1.0	0.10
76-15-3	Freon 115	1.0	U	1.0	0.10

FORM I
GC/MS VOA ORGANICS ANALYSIS DATA SHEET

Lab Name: TestAmerica Edison | Job No.: 460-117087-1
SDG No.:
Client Sample ID: MW-14MI-XX | Lab Sample ID: 460-117087-6
Matrix: Water | Lab File ID: V45915.D
Analysis Method: OLM04.2/VOL | Date Collected: 07/12/2016 15:20
Sample wt/vol: 5(mL) | Date Analyzed: 07/19/2016 08:06
Soil Aliquot Vol: | Dilution Factor: 1
Soil Extract Vol.: | GC Column: Rtx-624 ID: 0.25(mm)
% Moisture: | Level: (low/med) Low
Analysis Batch No.: 379691 | Units: ug/L

CAS NO.	COMPOUND NAME	RESULT	Q	RL	MDL
306-83-2	Freon 123	1.0	U	1.0	0.10
75-37-6	Freon 152a	1.0	U	1.0	0.10
98-82-8	Isopropylbenzene	1.0	U	1.0	0.10
179601-23-1	m&p-Xylene	1.0	U	1.0	0.10
79-20-9	Methyl acetate	1.0	U	1.0	0.10
78-93-3	Methyl ethyl ketone (MEK)	1.0	U	1.0	0.10
108-10-1	Methyl isobutyl ketone (MIBK)	1.0	U	1.0	0.10
1634-04-4	Methyl tert-butyl ether	1.0	U	1.0	0.10
108-87-2	Methylcyclohexane	1.0	U	1.0	0.10
75-09-2	Methylene Chloride	1.0	U	1.0	0.10
95-47-6	o-Xylene	1.0	U	1.0	0.10
100-42-5	Styrene	1.0	U	1.0	0.10
127-18-4	Tetrachloroethene	1.2		1.0	0.10
108-88-3	Toluene	1.0	U	1.0	0.10
156-60-5	trans-1,2-Dichloroethene	1.0	U	1.0	0.10
10061-02-6	trans-1,3-Dichloropropene	1.0	U	1.0	0.10
79-01-6	Trichloroethene	4.1		1.0	0.10
75-01-4	Vinyl chloride	1.0	U	1.0	0.10
1330-20-7	Xylenes, Total	1.0	U	1.0	0.10

CAS NO.	SURROGATE	%REC	Q	LIMITS
17060-07-0	1,2-Dichloroethane-d4 (Surr)	102		76-114
460-00-4	Bromofluorobenzene	93		86-115
2037-26-5	Toluene-d8 (Surr)	99		88-110

FORM I
GC/MS VOA ORGANICS ANALYSIS DATA SHEET
TENTATIVELY IDENTIFIED COMPOUNDS

Lab Name: TestAmerica Edison Job No.: 460-117087-1

SDG No.:

Client Sample ID: MW-14MI-XX Lab Sample ID: 460-117087-6

Matrix: Water Lab File ID: V45915.D

Analysis Method: OLM04.2/VOL Date Collected: 07/12/2016 15:20

Sample wt/vol: 5(mL) Date Analyzed: 07/19/2016 08:06

Soil Aliquot Vol: Dilution Factor: 1

Soil Extract Vol.: GC Column: Rtx-624 ID: 0.25(mm)

% Moisture: Level: (low/med) Low

Analysis Batch No.: 379691 Units: ug/L

Number TICs Found: 0 TIC Result Total: 0

CAS NO.	COMPOUND NAME	RT	RESULT	Q	MATCH QUALITY
	Tentatively Identified Compound		None		

FORM I
GC/MS VOA ORGANICS ANALYSIS DATA SHEET

Lab Name: TestAmerica Edison | Job No.: 460-117087-1

SDG No.:

Client Sample ID: MW-28MI-XX | Lab Sample ID: 460-117087-7

Matrix: Water | Lab File ID: V45916.D

Analysis Method: OLM04.2/VOL | Date Collected: 07/12/2016 13:37

Sample wt/vol: 5(mL) | Date Analyzed: 07/19/2016 08:29

Soil Aliquot Vol: | Dilution Factor: 1

Soil Extract Vol.: | GC Column: Rtx-624 ID: 0.25(mm)

% Moisture: | Level: (low/med) Low

Analysis Batch No.: 379691 | Units: ug/L

CAS NO.	COMPOUND NAME	RESULT	Q	RL	MDL
71-55-6	1,1,1-Trichloroethane	1.0	U	1.0	0.10
79-34-5	1,1,2,2-Tetrachloroethane	1.0	U	1.0	0.10
76-13-1	1,1,2-Trichloro-1,2,2-trifluoroethane	1.8		1.0	0.10
79-00-5	1,1,2-Trichloroethane	1.0	U	1.0	0.10
75-34-3	1,1-Dichloroethane	1.0	U	1.0	0.10
75-35-4	1,1-Dichloroethene	0.44	J	1.0	0.10
120-82-1	1,2,4-Trichlorobenzene	1.0	U	1.0	0.10
96-12-8	1,2-Dibromo-3-Chloropropane	1.0	U	1.0	0.10
106-93-4	1,2-Dibromoethane	1.0	U	1.0	0.10
95-50-1	1,2-Dichlorobenzene	1.0	U	1.0	0.10
107-06-2	1,2-Dichloroethane	1.0	U	1.0	0.10
78-87-5	1,2-Dichloropropane	1.0	U	1.0	0.10
541-73-1	1,3-Dichlorobenzene	1.0	U	1.0	0.10
106-46-7	1,4-Dichlorobenzene	1.0	U	1.0	0.10
591-78-6	2-Hexanone	1.0	U	1.0	0.10
67-64-1	Acetone	1.0	U	1.0	0.10
71-43-2	Benzene	1.0	U	1.0	0.10
75-27-4	Bromodichloromethane	1.0	U	1.0	0.10
75-25-2	Bromoform	1.0	U	1.0	0.10
74-83-9	Bromomethane	1.0	U	1.0	0.10
75-15-0	Carbon disulfide	1.0	U	1.0	0.10
56-23-5	Carbon tetrachloride	1.0	U	1.0	0.10
108-90-7	Chlorobenzene	1.0	U	1.0	0.10
75-45-6	Chlorodifluoromethane	1.2		1.0	0.10
75-00-3	Chloroethane	1.0	U	1.0	0.10
67-66-3	Chloroform	1.0	U	1.0	0.10
74-87-3	Chloromethane	1.0	U	1.0	0.10
156-59-2	cis-1,2-Dichloroethene	73		1.0	0.10
10061-01-5	cis-1,3-Dichloropropene	1.0	U	1.0	0.10
110-82-7	Cyclohexane	1.0	U	1.0	0.10
124-48-1	Dibromochloromethane	1.0	U	1.0	0.10
75-71-8	Dichlorodifluoromethane	1.0	U	1.0	0.10
100-41-4	Ethylbenzene	1.0	U	1.0	0.10
75-69-4	Freon 11	1.0	U	1.0	0.10
76-15-3	Freon 115	1.0	U	1.0	0.10

FORM I
GC/MS VOA ORGANICS ANALYSIS DATA SHEET

Lab Name: TestAmerica Edison | Job No.: 460-117087-1
SDG No.:
Client Sample ID: MW-28MI-XX | Lab Sample ID: 460-117087-7
Matrix: Water | Lab File ID: V45916.D
Analysis Method: OLM04.2/VOL | Date Collected: 07/12/2016 13:37
Sample wt/vol: 5(mL) | Date Analyzed: 07/19/2016 08:29
Soil Aliquot Vol: | Dilution Factor: 1
Soil Extract Vol.: | GC Column: Rtx-624 ID: 0.25(mm)
% Moisture: | Level: (low/med) Low
Analysis Batch No.: 379691 | Units: ug/L

CAS NO.	COMPOUND NAME	RESULT	Q	RL	MDL
306-83-2	Freon 123	1.0	U	1.0	0.10
75-37-6	Freon 152a	1.0	U	1.0	0.10
98-82-8	Isopropylbenzene	1.0	U	1.0	0.10
179601-23-1	m&p-Xylene	1.0	U	1.0	0.10
79-20-9	Methyl acetate	1.0	U	1.0	0.10
78-93-3	Methyl ethyl ketone (MEK)	1.0	U	1.0	0.10
108-10-1	Methyl isobutyl ketone (MIBK)	1.0	U	1.0	0.10
1634-04-4	Methyl tert-butyl ether	1.0	U	1.0	0.10
108-87-2	Methylcyclohexane	1.0	U	1.0	0.10
75-09-2	Methylene Chloride	1.0	U	1.0	0.10
95-47-6	o-Xylene	1.0	U	1.0	0.10
100-42-5	Styrene	1.0	U	1.0	0.10
127-18-4	Tetrachloroethene	8.0		1.0	0.10
108-88-3	Toluene	1.0	U	1.0	0.10
156-60-5	trans-1,2-Dichloroethene	0.53	J	1.0	0.10
10061-02-6	trans-1,3-Dichloropropene	1.0	U	1.0	0.10
79-01-6	Trichloroethene	9.2		1.0	0.10
75-01-4	Vinyl chloride	1.0	U	1.0	0.10
1330-20-7	Xylenes, Total	1.0	U	1.0	0.10

CAS NO.	SURROGATE	%REC	Q	LIMITS
17060-07-0	1,2-Dichloroethane-d4 (Surr)	104		76-114
460-00-4	Bromofluorobenzene	92		86-115
2037-26-5	Toluene-d8 (Surr)	100		88-110

FORM I
GC/MS VOA ORGANICS ANALYSIS DATA SHEET
TENTATIVELY IDENTIFIED COMPOUNDS

Lab Name: TestAmerica Edison Job No.: 460-117087-1

SDG No.:

Client Sample ID: MW-28MI-XX Lab Sample ID: 460-117087-7

Matrix: Water Lab File ID: V45916.D

Analysis Method: OLM04.2/VOL Date Collected: 07/12/2016 13:37

Sample wt/vol: 5(mL) Date Analyzed: 07/19/2016 08:29

Soil Aliquot Vol: Dilution Factor: 1

Soil Extract Vol.: GC Column: Rtx-624 ID: 0.25(mm)

% Moisture: Level: (low/med) Low

Analysis Batch No.: 379691 Units: ug/L

Number TICs Found: 0 TIC Result Total: 0

CAS NO.	COMPOUND NAME	RT	RESULT	Q	MATCH QUALITY
	Tentatively Identified Compound		None		

FORM I
GC/MS VOA ORGANICS ANALYSIS DATA SHEET

Lab Name: TestAmerica Edison | Job No.: 460-117087-1

SDG No.:

Client Sample ID: MW-28GL-XX | Lab Sample ID: 460-117087-8

Matrix: Water | Lab File ID: V45917.D

Analysis Method: OLM04.2/VOL | Date Collected: 07/12/2016 14:27

Sample wt/vol: 5(mL) | Date Analyzed: 07/19/2016 08:52

Soil Aliquot Vol: | Dilution Factor: 1

Soil Extract Vol.: | GC Column: Rtx-624 ID: 0.25(mm)

% Moisture: | Level: (low/med) Low

Analysis Batch No.: 379691 | Units: ug/L

CAS NO.	COMPOUND NAME	RESULT	Q	RL	MDL
71-55-6	1,1,1-Trichloroethane	1.0	U	1.0	0.10
79-34-5	1,1,2,2-Tetrachloroethane	1.0	U	1.0	0.10
76-13-1	1,1,2-Trichloro-1,2,2-trifluoroethane	3.4		1.0	0.10
79-00-5	1,1,2-Trichloroethane	1.0	U	1.0	0.10
75-34-3	1,1-Dichloroethane	1.0	U	1.0	0.10
75-35-4	1,1-Dichloroethene	1.2		1.0	0.10
120-82-1	1,2,4-Trichlorobenzene	1.0	U	1.0	0.10
96-12-8	1,2-Dibromo-3-Chloropropane	1.0	U	1.0	0.10
106-93-4	1,2-Dibromoethane	1.0	U	1.0	0.10
95-50-1	1,2-Dichlorobenzene	1.0	U	1.0	0.10
107-06-2	1,2-Dichloroethane	1.0	U	1.0	0.10
78-87-5	1,2-Dichloropropane	1.0	U	1.0	0.10
541-73-1	1,3-Dichlorobenzene	1.0	U	1.0	0.10
106-46-7	1,4-Dichlorobenzene	1.0	U	1.0	0.10
591-78-6	2-Hexanone	1.0	U	1.0	0.10
67-64-1	Acetone	1.0	U	1.0	0.10
71-43-2	Benzene	1.0	U	1.0	0.10
75-27-4	Bromodichloromethane	1.0	U	1.0	0.10
75-25-2	Bromoform	1.0	U	1.0	0.10
74-83-9	Bromomethane	1.0	U	1.0	0.10
75-15-0	Carbon disulfide	1.0	U	1.0	0.10
56-23-5	Carbon tetrachloride	1.0	U	1.0	0.10
108-90-7	Chlorobenzene	1.0	U	1.0	0.10
75-45-6	Chlorodifluoromethane	1.0	U	1.0	0.10
75-00-3	Chloroethane	1.0	U	1.0	0.10
67-66-3	Chloroform	1.0	U	1.0	0.10
74-87-3	Chloromethane	1.0	U	1.0	0.10
156-59-2	cis-1,2-Dichloroethene	92		1.0	0.10
10061-01-5	cis-1,3-Dichloropropene	1.0	U	1.0	0.10
110-82-7	Cyclohexane	1.0	U	1.0	0.10
124-48-1	Dibromochloromethane	1.0	U	1.0	0.10
75-71-8	Dichlorodifluoromethane	1.0	U	1.0	0.10
100-41-4	Ethylbenzene	1.0	U	1.0	0.10
75-69-4	Freon 11	1.0	U	1.0	0.10
76-15-3	Freon 115	1.0	U	1.0	0.10

FORM I
GC/MS VOA ORGANICS ANALYSIS DATA SHEET

Lab Name: TestAmerica Edison | Job No.: 460-117087-1
SDG No.:
Client Sample ID: MW-28GL-XX | Lab Sample ID: 460-117087-8
Matrix: Water | Lab File ID: V45917.D
Analysis Method: OLM04.2/VOL | Date Collected: 07/12/2016 14:27
Sample wt/vol: 5(mL) | Date Analyzed: 07/19/2016 08:52
Soil Aliquot Vol: | Dilution Factor: 1
Soil Extract Vol.: | GC Column: Rtx-624 ID: 0.25(mm)
% Moisture: | Level: (low/med) Low
Analysis Batch No.: 379691 | Units: ug/L

CAS NO.	COMPOUND NAME	RESULT	Q	RL	MDL
306-83-2	Freon 123	1.0	U	1.0	0.10
75-37-6	Freon 152a	1.0	U	1.0	0.10
98-82-8	Isopropylbenzene	1.0	U	1.0	0.10
179601-23-1	m&p-Xylene	1.0	U	1.0	0.10
79-20-9	Methyl acetate	1.0	U	1.0	0.10
78-93-3	Methyl ethyl ketone (MEK)	1.0	U	1.0	0.10
108-10-1	Methyl isobutyl ketone (MIBK)	1.0	U	1.0	0.10
1634-04-4	Methyl tert-butyl ether	1.0	U	1.0	0.10
108-87-2	Methylcyclohexane	1.0	U	1.0	0.10
75-09-2	Methylene Chloride	1.0	U	1.0	0.10
95-47-6	o-Xylene	1.0	U	1.0	0.10
100-42-5	Styrene	1.0	U	1.0	0.10
127-18-4	Tetrachloroethene	5.0		1.0	0.10
108-88-3	Toluene	1.0	U	1.0	0.10
156-60-5	trans-1,2-Dichloroethene	1.0	U	1.0	0.10
10061-02-6	trans-1,3-Dichloropropene	1.0	U	1.0	0.10
79-01-6	Trichloroethene	9.4		1.0	0.10
75-01-4	Vinyl chloride	0.90	J	1.0	0.10
1330-20-7	Xylenes, Total	1.0	U	1.0	0.10

CAS NO.	SURROGATE	%REC	Q	LIMITS
17060-07-0	1,2-Dichloroethane-d4 (Surr)	104		76-114
460-00-4	Bromofluorobenzene	95		86-115
2037-26-5	Toluene-d8 (Surr)	101		88-110

FORM I
GC/MS VOA ORGANICS ANALYSIS DATA SHEET
TENTATIVELY IDENTIFIED COMPOUNDS

Lab Name: TestAmerica Edison Job No.: 460-117087-1

SDG No.:

Client Sample ID: MW-28GL-XX Lab Sample ID: 460-117087-8

Matrix: Water Lab File ID: V45917.D

Analysis Method: OLM04.2/VOL Date Collected: 07/12/2016 14:27

Sample wt/vol: 5(mL) Date Analyzed: 07/19/2016 08:52

Soil Aliquot Vol: Dilution Factor: 1

Soil Extract Vol.: GC Column: Rtx-624 ID: 0.25(mm)

% Moisture: Level: (low/med) Low

Analysis Batch No.: 379691 Units: ug/L

Number TICs Found: 0 TIC Result Total: 0

CAS NO.	COMPOUND NAME	RT	RESULT	Q	MATCH QUALITY
	Tentatively Identified Compound		None		

FORM I
GC/MS VOA ORGANICS ANALYSIS DATA SHEET

Lab Name: TestAmerica Edison | Job No.: 460-117087-1

SDG No.:

Client Sample ID: QC-TB071316 | Lab Sample ID: 460-117087-9

Matrix: Water | Lab File ID: V45904.D

Analysis Method: OLM04.2/VOL | Date Collected: 07/13/2016 07:10

Sample wt/vol: 5(mL) | Date Analyzed: 07/19/2016 03:53

Soil Aliquot Vol: | Dilution Factor: 1

Soil Extract Vol.: | GC Column: Rtx-624 ID: 0.25(mm)

% Moisture: | Level: (low/med) Low

Analysis Batch No.: 379691 | Units: ug/L

CAS NO.	COMPOUND NAME	RESULT	Q	RL	MDL
71-55-6	1,1,1-Trichloroethane	1.0	U	1.0	0.10
79-34-5	1,1,2,2-Tetrachloroethane	1.0	U	1.0	0.10
76-13-1	1,1,2-Trichloro-1,2,2-trifluoroethane	1.0	U	1.0	0.10
79-00-5	1,1,2-Trichloroethane	1.0	U	1.0	0.10
75-34-3	1,1-Dichloroethane	1.0	U	1.0	0.10
75-35-4	1,1-Dichloroethene	1.0	U	1.0	0.10
120-82-1	1,2,4-Trichlorobenzene	1.0	U	1.0	0.10
96-12-8	1,2-Dibromo-3-Chloropropane	1.0	U	1.0	0.10
106-93-4	1,2-Dibromoethane	1.0	U	1.0	0.10
95-50-1	1,2-Dichlorobenzene	1.0	U	1.0	0.10
107-06-2	1,2-Dichloroethane	1.0	U	1.0	0.10
78-87-5	1,2-Dichloropropane	1.0	U	1.0	0.10
541-73-1	1,3-Dichlorobenzene	1.0	U	1.0	0.10
106-46-7	1,4-Dichlorobenzene	1.0	U	1.0	0.10
591-78-6	2-Hexanone	1.5		1.0	0.10
67-64-1	Acetone	16		1.0	0.10
71-43-2	Benzene	1.0	U	1.0	0.10
75-27-4	Bromodichloromethane	1.0	U	1.0	0.10
75-25-2	Bromoform	1.0	U	1.0	0.10
74-83-9	Bromomethane	1.0	U	1.0	0.10
75-15-0	Carbon disulfide	1.0	U	1.0	0.10
56-23-5	Carbon tetrachloride	1.0	U	1.0	0.10
108-90-7	Chlorobenzene	1.0	U	1.0	0.10
75-45-6	Chlorodifluoromethane	1.0	U	1.0	0.10
75-00-3	Chloroethane	1.0	U	1.0	0.10
67-66-3	Chloroform	1.0	U	1.0	0.10
74-87-3	Chloromethane	1.0	U	1.0	0.10
156-59-2	cis-1,2-Dichloroethene	1.0	U	1.0	0.10
10061-01-5	cis-1,3-Dichloropropene	1.0	U	1.0	0.10
110-82-7	Cyclohexane	1.0	U	1.0	0.10
124-48-1	Dibromochloromethane	1.0	U	1.0	0.10
75-71-8	Dichlorodifluoromethane	1.0	U	1.0	0.10
100-41-4	Ethylbenzene	1.0	U	1.0	0.10
75-69-4	Freon 11	1.0	U	1.0	0.10
76-15-3	Freon 115	1.0	U	1.0	0.10

FORM I
GC/MS VOA ORGANICS ANALYSIS DATA SHEET

Lab Name: TestAmerica Edison | Job No.: 460-117087-1
SDG No.:
Client Sample ID: QC-TB071316 | Lab Sample ID: 460-117087-9
Matrix: Water | Lab File ID: V45904.D
Analysis Method: OLM04.2/VOL | Date Collected: 07/13/2016 07:10
Sample wt/vol: 5(mL) | Date Analyzed: 07/19/2016 03:53
Soil Aliquot Vol: | Dilution Factor: 1
Soil Extract Vol.: | GC Column: Rtx-624 ID: 0.25(mm)
% Moisture: | Level: (low/med) Low
Analysis Batch No.: 379691 | Units: ug/L

CAS NO.	COMPOUND NAME	RESULT	Q	RL	MDL
306-83-2	Freon 123	1.0	U	1.0	0.10
75-37-6	Freon 152a	1.0	U	1.0	0.10
98-82-8	Isopropylbenzene	1.0	U	1.0	0.10
179601-23-1	m&p-Xylene	1.0	U	1.0	0.10
79-20-9	Methyl acetate	1.0	U	1.0	0.10
78-93-3	Methyl ethyl ketone (MEK)	22		1.0	0.10
108-10-1	Methyl isobutyl ketone (MIBK)	1.0	U	1.0	0.10
1634-04-4	Methyl tert-butyl ether	1.0	U	1.0	0.10
108-87-2	Methylcyclohexane	1.0	U	1.0	0.10
75-09-2	Methylene Chloride	1.0	U	1.0	0.10
95-47-6	o-Xylene	1.0	U	1.0	0.10
100-42-5	Styrene	1.0	U	1.0	0.10
127-18-4	Tetrachloroethene	1.0	U	1.0	0.10
108-88-3	Toluene	1.0	U	1.0	0.10
156-60-5	trans-1,2-Dichloroethene	1.0	U	1.0	0.10
10061-02-6	trans-1,3-Dichloropropene	1.0	U	1.0	0.10
79-01-6	Trichloroethene	1.0	U	1.0	0.10
75-01-4	Vinyl chloride	1.0	U	1.0	0.10
1330-20-7	Xylenes, Total	1.0	U	1.0	0.10

CAS NO.	SURROGATE	%REC	Q	LIMITS
17060-07-0	1,2-Dichloroethane-d4 (Surr)	104		76-114
460-00-4	Bromofluorobenzene	94		86-115
2037-26-5	Toluene-d8 (Surr)	101		88-110

FORM I
GC/MS VOA ORGANICS ANALYSIS DATA SHEET
TENTATIVELY IDENTIFIED COMPOUNDS

Lab Name: TestAmerica Edison Job No.: 460-117087-1

SDG No.:

Client Sample ID: QC-TB071316 Lab Sample ID: 460-117087-9

Matrix: Water Lab File ID: V45904.D

Analysis Method: OLM04.2/VOL Date Collected: 07/13/2016 07:10

Sample wt/vol: 5(mL) Date Analyzed: 07/19/2016 03:53

Soil Aliquot Vol: Dilution Factor: 1

Soil Extract Vol.: GC Column: Rtx-624 ID: 0.25(mm)

% Moisture: Level: (low/med) Low

Analysis Batch No.: 379691 Units: ug/L

Number TICs Found: 0 TIC Result Total: 0

CAS NO.	COMPOUND NAME	RT	RESULT	Q	MATCH QUALITY
	Tentatively Identified Compound		None		

FORM I
GC/MS VOA ORGANICS ANALYSIS DATA SHEET

Lab Name: TestAmerica Edison | Job No.: 460-117087-1

SDG No.:

Client Sample ID: QC-EB071316 | Lab Sample ID: 460-117087-10

Matrix: Water | Lab File ID: V45905.D

Analysis Method: OLM04.2/VOL | Date Collected: 07/13/2016 07:15

Sample wt/vol: 5(mL) | Date Analyzed: 07/19/2016 04:16

Soil Aliquot Vol: | Dilution Factor: 1

Soil Extract Vol.: | GC Column: Rtx-624 ID: 0.25(mm)

% Moisture: | Level: (low/med) Low

Analysis Batch No.: 379691 | Units: ug/L

CAS NO.	COMPOUND NAME	RESULT	Q	RL	MDL
71-55-6	1,1,1-Trichloroethane	1.0	U	1.0	0.10
79-34-5	1,1,2,2-Tetrachloroethane	1.0	U	1.0	0.10
76-13-1	1,1,2-Trichloro-1,2,2-trifluoroethane	1.0	U	1.0	0.10
79-00-5	1,1,2-Trichloroethane	1.0	U	1.0	0.10
75-34-3	1,1-Dichloroethane	1.0	U	1.0	0.10
75-35-4	1,1-Dichloroethene	1.0	U	1.0	0.10
120-82-1	1,2,4-Trichlorobenzene	1.0	U	1.0	0.10
96-12-8	1,2-Dibromo-3-Chloropropane	1.0	U	1.0	0.10
106-93-4	1,2-Dibromoethane	1.0	U	1.0	0.10
95-50-1	1,2-Dichlorobenzene	1.0	U	1.0	0.10
107-06-2	1,2-Dichloroethane	1.0	U	1.0	0.10
78-87-5	1,2-Dichloropropane	1.0	U	1.0	0.10
541-73-1	1,3-Dichlorobenzene	1.0	U	1.0	0.10
106-46-7	1,4-Dichlorobenzene	1.0	U	1.0	0.10
591-78-6	2-Hexanone	3.0		1.0	0.10
67-64-1	Acetone	53		1.0	0.10
71-43-2	Benzene	1.0	U	1.0	0.10
75-27-4	Bromodichloromethane	1.0	U	1.0	0.10
75-25-2	Bromoform	1.0	U	1.0	0.10
74-83-9	Bromomethane	1.0	U	1.0	0.10
75-15-0	Carbon disulfide	1.0	U	1.0	0.10
56-23-5	Carbon tetrachloride	1.0	U	1.0	0.10
108-90-7	Chlorobenzene	1.0	U	1.0	0.10
75-45-6	Chlorodifluoromethane	1.0	U	1.0	0.10
75-00-3	Chloroethane	1.0	U	1.0	0.10
67-66-3	Chloroform	1.0	U	1.0	0.10
74-87-3	Chloromethane	1.0	U	1.0	0.10
156-59-2	cis-1,2-Dichloroethene	1.0	U	1.0	0.10
10061-01-5	cis-1,3-Dichloropropene	1.0	U	1.0	0.10
110-82-7	Cyclohexane	1.0	U	1.0	0.10
124-48-1	Dibromochloromethane	1.0	U	1.0	0.10
75-71-8	Dichlorodifluoromethane	1.0	U	1.0	0.10
100-41-4	Ethylbenzene	1.0	U	1.0	0.10
75-69-4	Freon 11	1.0	U	1.0	0.10
76-15-3	Freon 115	1.0	U	1.0	0.10

FORM I
GC/MS VOA ORGANICS ANALYSIS DATA SHEET

Lab Name: TestAmerica Edison | Job No.: 460-117087-1

SDG No.:

Client Sample ID: QC-EB071316 | Lab Sample ID: 460-117087-10

Matrix: Water | Lab File ID: V45905.D

Analysis Method: OLM04.2/VOL | Date Collected: 07/13/2016 07:15

Sample wt/vol: 5(mL) | Date Analyzed: 07/19/2016 04:16

Soil Aliquot Vol: | Dilution Factor: 1

Soil Extract Vol.: | GC Column: Rtx-624 ID: 0.25(mm)

% Moisture: | Level: (low/med) Low

Analysis Batch No.: 379691 | Units: ug/L

CAS NO.	COMPOUND NAME	RESULT	Q	RL	MDL
306-83-2	Freon 123	1.0	U	1.0	0.10
75-37-6	Freon 152a	1.0	U	1.0	0.10
98-82-8	Isopropylbenzene	1.0	U	1.0	0.10
179601-23-1	m&p-Xylene	1.0	U	1.0	0.10
79-20-9	Methyl acetate	1.0	U	1.0	0.10
78-93-3	Methyl ethyl ketone (MEK)	44		1.0	0.10
108-10-1	Methyl isobutyl ketone (MIBK)	1.0	U	1.0	0.10
1634-04-4	Methyl tert-butyl ether	1.0	U	1.0	0.10
108-87-2	Methylcyclohexane	1.0	U	1.0	0.10
75-09-2	Methylene Chloride	1.0	U	1.0	0.10
95-47-6	o-Xylene	1.0	U	1.0	0.10
100-42-5	Styrene	1.0	U	1.0	0.10
127-18-4	Tetrachloroethene	1.0	U	1.0	0.10
108-88-3	Toluene	1.0	U	1.0	0.10
156-60-5	trans-1,2-Dichloroethene	1.0	U	1.0	0.10
10061-02-6	trans-1,3-Dichloropropene	1.0	U	1.0	0.10
79-01-6	Trichloroethene	1.0	U	1.0	0.10
75-01-4	Vinyl chloride	1.0	U	1.0	0.10
1330-20-7	Xylenes, Total	1.0	U	1.0	0.10

CAS NO.	SURROGATE	%REC	Q	LIMITS
17060-07-0	1,2-Dichloroethane-d4 (Surr)	100		76-114
460-00-4	Bromofluorobenzene	95		86-115
2037-26-5	Toluene-d8 (Surr)	102		88-110

FORM I
GC/MS VOA ORGANICS ANALYSIS DATA SHEET
TENTATIVELY IDENTIFIED COMPOUNDS

Lab Name: TestAmerica Edison Job No.: 460-117087-1

SDG No.:

Client Sample ID: QC-EB071316 Lab Sample ID: 460-117087-10

Matrix: Water Lab File ID: V45905.D

Analysis Method: OLM04.2/VOL Date Collected: 07/13/2016 07:15

Sample wt/vol: 5(mL) Date Analyzed: 07/19/2016 04:16

Soil Aliquot Vol: Dilution Factor: 1

Soil Extract Vol.: GC Column: Rtx-624 ID: 0.25(mm)

% Moisture: Level: (low/med) Low

Analysis Batch No.: 379691 Units: ug/L

Number TICs Found: 0 TIC Result Total: 0

CAS NO.	COMPOUND NAME	RT	RESULT	Q	MATCH QUALITY
	Tentatively Identified Compound		None		

FORM I
GC/MS VOA ORGANICS ANALYSIS DATA SHEET

Lab Name: TestAmerica Edison | Job No.: 460-117087-1

SDG No.:

Client Sample ID: ERM-MW-2-XX | Lab Sample ID: 460-117087-11

Matrix: Water | Lab File ID: V45918.D

Analysis Method: OLM04.2/VOL | Date Collected: 07/13/2016 10:55

Sample wt/vol: 5(mL) | Date Analyzed: 07/19/2016 09:15

Soil Aliquot Vol: | Dilution Factor: 1

Soil Extract Vol.: | GC Column: Rtx-624 ID: 0.25(mm)

% Moisture: | Level: (low/med) Low

Analysis Batch No.: 379691 | Units: ug/L

CAS NO.	COMPOUND NAME	RESULT	Q	RL	MDL
71-55-6	1,1,1-Trichloroethane	1.0	U	1.0	0.10
79-34-5	1,1,2,2-Tetrachloroethane	1.0	U	1.0	0.10
76-13-1	1,1,2-Trichloro-1,2,2-trifluoroethane	1.0	U	1.0	0.10
79-00-5	1,1,2-Trichloroethane	1.0	U	1.0	0.10
75-34-3	1,1-Dichloroethane	1.0	U	1.0	0.10
75-35-4	1,1-Dichloroethene	1.0	U	1.0	0.10
120-82-1	1,2,4-Trichlorobenzene	1.0	U	1.0	0.10
96-12-8	1,2-Dibromo-3-Chloropropane	1.0	U	1.0	0.10
106-93-4	1,2-Dibromoethane	1.0	U	1.0	0.10
95-50-1	1,2-Dichlorobenzene	1.0	U	1.0	0.10
107-06-2	1,2-Dichloroethane	1.0	U	1.0	0.10
78-87-5	1,2-Dichloropropane	1.0	U	1.0	0.10
541-73-1	1,3-Dichlorobenzene	1.0	U	1.0	0.10
106-46-7	1,4-Dichlorobenzene	1.0	U	1.0	0.10
591-78-6	2-Hexanone	1.0	U	1.0	0.10
67-64-1	Acetone	1.0	U	1.0	0.10
71-43-2	Benzene	1.0	U	1.0	0.10
75-27-4	Bromodichloromethane	1.0	U	1.0	0.10
75-25-2	Bromoform	1.0	U	1.0	0.10
74-83-9	Bromomethane	1.0	U	1.0	0.10
75-15-0	Carbon disulfide	1.0	U	1.0	0.10
56-23-5	Carbon tetrachloride	1.0	U	1.0	0.10
108-90-7	Chlorobenzene	1.0	U	1.0	0.10
75-45-6	Chlorodifluoromethane	5.7		1.0	0.10
75-00-3	Chloroethane	1.0	U	1.0	0.10
67-66-3	Chloroform	1.0	U	1.0	0.10
74-87-3	Chloromethane	1.0	U	1.0	0.10
156-59-2	cis-1,2-Dichloroethene	6.9		1.0	0.10
10061-01-5	cis-1,3-Dichloropropene	1.0	U	1.0	0.10
110-82-7	Cyclohexane	1.0	U	1.0	0.10
124-48-1	Dibromochloromethane	1.0	U	1.0	0.10
75-71-8	Dichlorodifluoromethane	1.0	U	1.0	0.10
100-41-4	Ethylbenzene	1.0	U	1.0	0.10
75-69-4	Freon 11	1.0	U	1.0	0.10
76-15-3	Freon 115	1.0	U	1.0	0.10

FORM I
GC/MS VOA ORGANICS ANALYSIS DATA SHEET

Lab Name: TestAmerica Edison | Job No.: 460-117087-1

SDG No.:

Client Sample ID: ERM-MW-2-XX | Lab Sample ID: 460-117087-11

Matrix: Water | Lab File ID: V45918.D

Analysis Method: OLM04.2/VOL | Date Collected: 07/13/2016 10:55

Sample wt/vol: 5(mL) | Date Analyzed: 07/19/2016 09:15

Soil Aliquot Vol: | Dilution Factor: 1

Soil Extract Vol.: | GC Column: Rtx-624 ID: 0.25(mm)

% Moisture: | Level: (low/med) Low

Analysis Batch No.: 379691 | Units: ug/L

CAS NO.	COMPOUND NAME	RESULT	Q	RL	MDL
306-83-2	Freon 123	1.0	U	1.0	0.10
75-37-6	Freon 152a	1.0	U	1.0	0.10
98-82-8	Isopropylbenzene	1.0	U	1.0	0.10
179601-23-1	m&p-Xylene	1.0	U	1.0	0.10
79-20-9	Methyl acetate	1.0	U	1.0	0.10
78-93-3	Methyl ethyl ketone (MEK)	1.0	U	1.0	0.10
108-10-1	Methyl isobutyl ketone (MIBK)	1.0	U	1.0	0.10
1634-04-4	Methyl tert-butyl ether	1.0	U	1.0	0.10
108-87-2	Methylcyclohexane	1.0	U	1.0	0.10
75-09-2	Methylene Chloride	1.0	U	1.0	0.10
95-47-6	o-Xylene	1.0	U	1.0	0.10
100-42-5	Styrene	1.0	U	1.0	0.10
127-18-4	Tetrachloroethene	1.9		1.0	0.10
108-88-3	Toluene	1.0	U	1.0	0.10
156-60-5	trans-1,2-Dichloroethene	1.0	U	1.0	0.10
10061-02-6	trans-1,3-Dichloropropene	1.0	U	1.0	0.10
79-01-6	Trichloroethene	2.3		1.0	0.10
75-01-4	Vinyl chloride	1.0	U	1.0	0.10
1330-20-7	Xylenes, Total	1.0	U	1.0	0.10

CAS NO.	SURROGATE	%REC	Q	LIMITS
17060-07-0	1,2-Dichloroethane-d4 (Surr)	105		76-114
460-00-4	Bromofluorobenzene	93		86-115
2037-26-5	Toluene-d8 (Surr)	102		88-110

FORM I
GC/MS VOA ORGANICS ANALYSIS DATA SHEET
TENTATIVELY IDENTIFIED COMPOUNDS

Lab Name: TestAmerica Edison Job No.: 460-117087-1

SDG No.:

Client Sample ID: ERM-MW-2-XX Lab Sample ID: 460-117087-11

Matrix: Water Lab File ID: V45918.D

Analysis Method: OLM04.2/VOL Date Collected: 07/13/2016 10:55

Sample wt/vol: 5(mL) Date Analyzed: 07/19/2016 09:15

Soil Aliquot Vol: Dilution Factor: 1

Soil Extract Vol.: GC Column: Rtx-624 ID: 0.25(mm)

% Moisture: Level: (low/med) Low

Analysis Batch No.: 379691 Units: ug/L

Number TICs Found: 0 TIC Result Total: 0

CAS NO.	COMPOUND NAME	RT	RESULT	Q	MATCH QUALITY
	Tentatively Identified Compound		None		

FORM I
GC/MS VOA ORGANICS ANALYSIS DATA SHEET

Lab Name: TestAmerica Edison | Job No.: 460-117087-1

SDG No.:

Client Sample ID: SW-5099-XX | Lab Sample ID: 460-117087-12

Matrix: Water | Lab File ID: V45919.D

Analysis Method: OLM04.2/VOL | Date Collected: 07/13/2016 09:50

Sample wt/vol: 5(mL) | Date Analyzed: 07/19/2016 09:38

Soil Aliquot Vol: | Dilution Factor: 1

Soil Extract Vol.: | GC Column: Rtx-624 ID: 0.25(mm)

% Moisture: | Level: (low/med) Low

Analysis Batch No.: 379691 | Units: ug/L

CAS NO.	COMPOUND NAME	RESULT	Q	RL	MDL
71-55-6	1,1,1-Trichloroethane	1.0	U	1.0	0.10
79-34-5	1,1,2,2-Tetrachloroethane	1.0	U	1.0	0.10
76-13-1	1,1,2-Trichloro-1,2,2-trifluoroethane	1.0	U	1.0	0.10
79-00-5	1,1,2-Trichloroethane	1.0	U	1.0	0.10
75-34-3	1,1-Dichloroethane	1.0	U	1.0	0.10
75-35-4	1,1-Dichloroethene	1.0	U	1.0	0.10
120-82-1	1,2,4-Trichlorobenzene	1.0	U	1.0	0.10
96-12-8	1,2-Dibromo-3-Chloropropane	1.0	U	1.0	0.10
106-93-4	1,2-Dibromoethane	1.0	U	1.0	0.10
95-50-1	1,2-Dichlorobenzene	1.0	U	1.0	0.10
107-06-2	1,2-Dichloroethane	1.0	U	1.0	0.10
78-87-5	1,2-Dichloropropane	1.0	U	1.0	0.10
541-73-1	1,3-Dichlorobenzene	1.0	U	1.0	0.10
106-46-7	1,4-Dichlorobenzene	1.0	U	1.0	0.10
591-78-6	2-Hexanone	1.0	U	1.0	0.10
67-64-1	Acetone	1.0	U	1.0	0.10
71-43-2	Benzene	1.0	U	1.0	0.10
75-27-4	Bromodichloromethane	1.0	U	1.0	0.10
75-25-2	Bromoform	1.0	U	1.0	0.10
74-83-9	Bromomethane	1.0	U	1.0	0.10
75-15-0	Carbon disulfide	1.0	U	1.0	0.10
56-23-5	Carbon tetrachloride	1.0	U	1.0	0.10
108-90-7	Chlorobenzene	1.0	U	1.0	0.10
75-45-6	Chlorodifluoromethane	1.0	U	1.0	0.10
75-00-3	Chloroethane	1.0	U	1.0	0.10
67-66-3	Chloroform	1.0	U	1.0	0.10
74-87-3	Chloromethane	1.0	U	1.0	0.10
156-59-2	cis-1,2-Dichloroethene	1.6		1.0	0.10
10061-01-5	cis-1,3-Dichloropropene	1.0	U	1.0	0.10
110-82-7	Cyclohexane	1.0	U	1.0	0.10
124-48-1	Dibromochloromethane	1.0	U	1.0	0.10
75-71-8	Dichlorodifluoromethane	1.0	U	1.0	0.10
100-41-4	Ethylbenzene	1.0	U	1.0	0.10
75-69-4	Freon 11	1.0	U	1.0	0.10
76-15-3	Freon 115	1.0	U	1.0	0.10

FORM I
GC/MS VOA ORGANICS ANALYSIS DATA SHEET

Lab Name: TestAmerica Edison | Job No.: 460-117087-1

SDG No.:

Client Sample ID: SW-5099-XX | Lab Sample ID: 460-117087-12

Matrix: Water | Lab File ID: V45919.D

Analysis Method: OLM04.2/VOL | Date Collected: 07/13/2016 09:50

Sample wt/vol: 5(mL) | Date Analyzed: 07/19/2016 09:38

Soil Aliquot Vol: | Dilution Factor: 1

Soil Extract Vol.: | GC Column: Rtx-624 ID: 0.25(mm)

% Moisture: | Level: (low/med) Low

Analysis Batch No.: 379691 | Units: ug/L

CAS NO.	COMPOUND NAME	RESULT	Q	RL	MDL
306-83-2	Freon 123	1.0	U	1.0	0.10
75-37-6	Freon 152a	1.0	U	1.0	0.10
98-82-8	Isopropylbenzene	1.0	U	1.0	0.10
179601-23-1	m&p-Xylene	1.0	U	1.0	0.10
79-20-9	Methyl acetate	1.0	U	1.0	0.10
78-93-3	Methyl ethyl ketone (MEK)	1.0	U	1.0	0.10
108-10-1	Methyl isobutyl ketone (MIBK)	1.0	U	1.0	0.10
1634-04-4	Methyl tert-butyl ether	1.0	U	1.0	0.10
108-87-2	Methylcyclohexane	1.0	U	1.0	0.10
75-09-2	Methylene Chloride	1.0	U	1.0	0.10
95-47-6	o-Xylene	1.0	U	1.0	0.10
100-42-5	Styrene	1.0	U	1.0	0.10
127-18-4	Tetrachloroethene	0.42	J	1.0	0.10
108-88-3	Toluene	1.0	U	1.0	0.10
156-60-5	trans-1,2-Dichloroethene	1.0	U	1.0	0.10
10061-02-6	trans-1,3-Dichloropropene	1.0	U	1.0	0.10
79-01-6	Trichloroethene	1.6		1.0	0.10
75-01-4	Vinyl chloride	1.0	U	1.0	0.10
1330-20-7	Xylenes, Total	1.0	U	1.0	0.10

CAS NO.	SURROGATE	%REC	Q	LIMITS
17060-07-0	1,2-Dichloroethane-d4 (Surr)	105		76-114
460-00-4	Bromofluorobenzene	95		86-115
2037-26-5	Toluene-d8 (Surr)	101		88-110

FORM I
GC/MS VOA ORGANICS ANALYSIS DATA SHEET
TENTATIVELY IDENTIFIED COMPOUNDS

Lab Name: TestAmerica Edison Job No.: 460-117087-1

SDG No.:

Client Sample ID: SW-5099-XX Lab Sample ID: 460-117087-12

Matrix: Water Lab File ID: V45919.D

Analysis Method: OLM04.2/VOL Date Collected: 07/13/2016 09:50

Sample wt/vol: 5(mL) Date Analyzed: 07/19/2016 09:38

Soil Aliquot Vol: Dilution Factor: 1

Soil Extract Vol.: GC Column: Rtx-624 ID: 0.25(mm)

% Moisture: Level: (low/med) Low

Analysis Batch No.: 379691 Units: ug/L

Number TICs Found: 0 TIC Result Total: 0

CAS NO.	COMPOUND NAME	RT	RESULT	Q	MATCH QUALITY
	Tentatively Identified Compound		None		

FORM I
GC/MS VOA ORGANICS ANALYSIS DATA SHEET

Lab Name: TestAmerica Edison | Job No.: 460-117087-1

SDG No.:

Client Sample ID: MW-35GL-XX | Lab Sample ID: 460-117087-13

Matrix: Water | Lab File ID: V45946.D

Analysis Method: OLM04.2/VOL | Date Collected: 07/13/2016 11:23

Sample wt/vol: 5(mL) | Date Analyzed: 07/20/2016 04:22

Soil Aliquot Vol: | Dilution Factor: 50

Soil Extract Vol.: | GC Column: Rtx-624 ID: 0.25(mm)

% Moisture: | Level: (low/med) Low

Analysis Batch No.: 379918 | Units: ug/L

CAS NO.	COMPOUND NAME	RESULT	Q	RL	MDL
71-55-6	1,1,1-Trichloroethane	50	U	50	5.0
79-34-5	1,1,2,2-Tetrachloroethane	50	U	50	5.0
76-13-1	1,1,2-Trichloro-1,2,2-trifluoroethane	11	J	50	5.0
79-00-5	1,1,2-Trichloroethane	50	U	50	5.0
75-34-3	1,1-Dichloroethane	50	U	50	5.0
75-35-4	1,1-Dichloroethene	9.2	J	50	5.0
120-82-1	1,2,4-Trichlorobenzene	50	U	50	5.0
96-12-8	1,2-Dibromo-3-Chloropropane	50	U	50	5.0
106-93-4	1,2-Dibromoethane	50	U	50	5.0
95-50-1	1,2-Dichlorobenzene	50	U	50	5.0
107-06-2	1,2-Dichloroethane	50	U	50	5.0
78-87-5	1,2-Dichloropropane	50	U	50	5.0
541-73-1	1,3-Dichlorobenzene	50	U	50	5.0
106-46-7	1,4-Dichlorobenzene	50	U	50	5.0
591-78-6	2-Hexanone	50	U	50	5.0
67-64-1	Acetone	50	U	50	5.0
71-43-2	Benzene	50	U	50	5.0
75-27-4	Bromodichloromethane	50	U	50	5.0
75-25-2	Bromoform	50	U	50	5.0
74-83-9	Bromomethane	50	U	50	5.0
75-15-0	Carbon disulfide	50	U	50	5.0
56-23-5	Carbon tetrachloride	50	U	50	5.0
108-90-7	Chlorobenzene	50	U	50	5.0
75-45-6	Chlorodifluoromethane	50	U	50	5.0
75-00-3	Chloroethane	50	U	50	5.0
67-66-3	Chloroform	50	U	50	5.0
74-87-3	Chloromethane	50	U	50	5.0
156-59-2	cis-1,2-Dichloroethene	4400		50	5.0
10061-01-5	cis-1,3-Dichloropropene	50	U	50	5.0
110-82-7	Cyclohexane	50	U	50	5.0
124-48-1	Dibromochloromethane	50	U	50	5.0
75-71-8	Dichlorodifluoromethane	50	U	50	5.0
100-41-4	Ethylbenzene	50	U	50	5.0
75-69-4	Freon 11	50	U	50	5.0
76-15-3	Freon 115	50	U	50	5.0

FORM I
GC/MS VOA ORGANICS ANALYSIS DATA SHEET

Lab Name: TestAmerica Edison | Job No.: 460-117087-1

SDG No.:

Client Sample ID: MW-35GL-XX | Lab Sample ID: 460-117087-13

Matrix: Water | Lab File ID: V45946.D

Analysis Method: OLM04.2/VOL | Date Collected: 07/13/2016 11:23

Sample wt/vol: 5(mL) | Date Analyzed: 07/20/2016 04:22

Soil Aliquot Vol: | Dilution Factor: 50

Soil Extract Vol.: | GC Column: Rtx-624 ID: 0.25(mm)

% Moisture: | Level: (low/med) Low

Analysis Batch No.: 379918 | Units: ug/L

CAS NO.	COMPOUND NAME	RESULT	Q	RL	MDL
306-83-2	Freon 123	50	U	50	5.0
75-37-6	Freon 152a	50	U	50	5.0
98-82-8	Isopropylbenzene	50	U	50	5.0
179601-23-1	m&p-Xylene	50	U	50	5.0
79-20-9	Methyl acetate	50	U	50	5.0
78-93-3	Methyl ethyl ketone (MEK)	50	U	50	5.0
108-10-1	Methyl isobutyl ketone (MIBK)	50	U	50	5.0
1634-04-4	Methyl tert-butyl ether	50	U	50	5.0
108-87-2	Methylcyclohexane	50	U	50	5.0
75-09-2	Methylene Chloride	50	U	50	5.0
95-47-6	o-Xylene	50	U	50	5.0
100-42-5	Styrene	50	U	50	5.0
127-18-4	Tetrachloroethene	66		50	5.0
108-88-3	Toluene	50	U	50	5.0
156-60-5	trans-1,2-Dichloroethene	50	U	50	5.0
10061-02-6	trans-1,3-Dichloropropene	50	U	50	5.0
79-01-6	Trichloroethene	230		50	5.0
75-01-4	Vinyl chloride	120		50	5.0
1330-20-7	Xylenes, Total	50	U	50	5.0

CAS NO.	SURROGATE	%REC	Q	LIMITS
17060-07-0	1,2-Dichloroethane-d4 (Surr)	110		76-114
460-00-4	Bromofluorobenzene	90		86-115
2037-26-5	Toluene-d8 (Surr)	101		88-110

FORM I
GC/MS VOA ORGANICS ANALYSIS DATA SHEET
TENTATIVELY IDENTIFIED COMPOUNDS

Lab Name: TestAmerica Edison Job No.: 460-117087-1

SDG No.:

Client Sample ID: MW-35GL-XX Lab Sample ID: 460-117087-13

Matrix: Water Lab File ID: V45946.D

Analysis Method: OLM04.2/VOL Date Collected: 07/13/2016 11:23

Sample wt/vol: 5(mL) Date Analyzed: 07/20/2016 04:22

Soil Aliquot Vol: Dilution Factor: 50

Soil Extract Vol.: GC Column: Rtx-624 ID: 0.25(mm)

% Moisture: Level: (low/med) Low

Analysis Batch No.: 379918 Units: ug/L

Number TICs Found: 0 TIC Result Total: 0

CAS NO.	COMPOUND NAME	RT	RESULT	Q	MATCH QUALITY
	Tentatively Identified Compound		None		

FORM I
GC/MS VOA ORGANICS ANALYSIS DATA SHEET

Lab Name: TestAmerica Edison | Job No.: 460-117087-1

SDG No.:

Client Sample ID: MW-502-XX | Lab Sample ID: 460-117087-14

Matrix: Water | Lab File ID: V45978.D

Analysis Method: OLM04.2/VOL | Date Collected: 07/13/2016 12:00

Sample wt/vol: 5(mL) | Date Analyzed: 07/21/2016 04:08

Soil Aliquot Vol: | Dilution Factor: 5

Soil Extract Vol.: | GC Column: Rtx-624 ID: 0.25(mm)

% Moisture: | Level: (low/med) Low

Analysis Batch No.: 380141 | Units: ug/L

CAS NO.	COMPOUND NAME	RESULT	Q	RL	MDL
71-55-6	1,1,1-Trichloroethane	5.0	U	5.0	0.50
79-34-5	1,1,2,2-Tetrachloroethane	5.0	U	5.0	0.50
76-13-1	1,1,2-Trichloro-1,2,2-trifluoroethane	23		5.0	0.50
79-00-5	1,1,2-Trichloroethane	5.0	U	5.0	0.50
75-34-3	1,1-Dichloroethane	5.0	U	5.0	0.50
75-35-4	1,1-Dichloroethene	5.0	U	5.0	0.50
120-82-1	1,2,4-Trichlorobenzene	5.0	U	5.0	0.50
96-12-8	1,2-Dibromo-3-Chloropropane	5.0	U	5.0	0.50
106-93-4	1,2-Dibromoethane	5.0	U	5.0	0.50
95-50-1	1,2-Dichlorobenzene	5.0	U	5.0	0.50
107-06-2	1,2-Dichloroethane	5.0	U	5.0	0.50
78-87-5	1,2-Dichloropropane	5.0	U	5.0	0.50
541-73-1	1,3-Dichlorobenzene	5.0	U	5.0	0.50
106-46-7	1,4-Dichlorobenzene	5.0	U	5.0	0.50
591-78-6	2-Hexanone	5.0	U	5.0	0.50
67-64-1	Acetone	5.0	U	5.0	0.50
71-43-2	Benzene	5.0	U	5.0	0.50
75-27-4	Bromodichloromethane	5.0	U	5.0	0.50
75-25-2	Bromoform	5.0	U	5.0	0.50
74-83-9	Bromomethane	5.0	U	5.0	0.50
75-15-0	Carbon disulfide	5.0	U	5.0	0.50
56-23-5	Carbon tetrachloride	5.0	U	5.0	0.50
108-90-7	Chlorobenzene	5.0	U	5.0	0.50
75-45-6	Chlorodifluoromethane	5.0	U	5.0	0.50
75-00-3	Chloroethane	5.0	U	5.0	0.50
67-66-3	Chloroform	1.6	J	5.0	0.50
74-87-3	Chloromethane	5.0	U	5.0	0.50
156-59-2	cis-1,2-Dichloroethene	280		5.0	0.50
10061-01-5	cis-1,3-Dichloropropene	5.0	U	5.0	0.50
110-82-7	Cyclohexane	5.0	U	5.0	0.50
124-48-1	Dibromochloromethane	5.0	U	5.0	0.50
75-71-8	Dichlorodifluoromethane	5.0	U	5.0	0.50
100-41-4	Ethylbenzene	5.0	U	5.0	0.50
75-69-4	Freon 11	5.0	U	5.0	0.50
76-15-3	Freon 115	5.0	U	5.0	0.50

FORM I
GC/MS VOA ORGANICS ANALYSIS DATA SHEET

Lab Name: TestAmerica Edison | Job No.: 460-117087-1
SDG No.:
Client Sample ID: MW-502-XX | Lab Sample ID: 460-117087-14
Matrix: Water | Lab File ID: V45978.D
Analysis Method: OLM04.2/VOL | Date Collected: 07/13/2016 12:00
Sample wt/vol: 5(mL) | Date Analyzed: 07/21/2016 04:08
Soil Aliquot Vol: | Dilution Factor: 5
Soil Extract Vol.: | GC Column: Rtx-624 ID: 0.25(mm)
% Moisture: | Level: (low/med) Low
Analysis Batch No.: 380141 | Units: ug/L

CAS NO.	COMPOUND NAME	RESULT	Q	RL	MDL
306-83-2	Freon 123	5.0	U	5.0	0.50
75-37-6	Freon 152a	5.0	U	5.0	0.50
98-82-8	Isopropylbenzene	5.0	U	5.0	0.50
179601-23-1	m&p-Xylene	5.0	U	5.0	0.50
79-20-9	Methyl acetate	5.0	U	5.0	0.50
78-93-3	Methyl ethyl ketone (MEK)	5.0	U	5.0	0.50
108-10-1	Methyl isobutyl ketone (MIBK)	5.0	U	5.0	0.50
1634-04-4	Methyl tert-butyl ether	5.0	U	5.0	0.50
108-87-2	Methylcyclohexane	5.0	U	5.0	0.50
75-09-2	Methylene Chloride	5.0	U	5.0	0.50
95-47-6	o-Xylene	5.0	U	5.0	0.50
100-42-5	Styrene	5.0	U	5.0	0.50
127-18-4	Tetrachloroethene	39		5.0	0.50
108-88-3	Toluene	5.0	U	5.0	0.50
156-60-5	trans-1,2-Dichloroethene	8.1		5.0	0.50
10061-02-6	trans-1,3-Dichloropropene	5.0	U	5.0	0.50
79-01-6	Trichloroethene	120		5.0	0.50
75-01-4	Vinyl chloride	5.0	U	5.0	0.50
1330-20-7	Xylenes, Total	5.0	U	5.0	0.50

CAS NO.	SURROGATE	%REC	Q	LIMITS
17060-07-0	1,2-Dichloroethane-d4 (Surr)	106		76-114
460-00-4	Bromofluorobenzene	95		86-115
2037-26-5	Toluene-d8 (Surr)	99		88-110

FORM I
GC/MS VOA ORGANICS ANALYSIS DATA SHEET
TENTATIVELY IDENTIFIED COMPOUNDS

Lab Name: TestAmerica Edison Job No.: 460-117087-1

SDG No.:

Client Sample ID: MW-502-XX Lab Sample ID: 460-117087-14

Matrix: Water Lab File ID: V45978.D

Analysis Method: OLM04.2/VOL Date Collected: 07/13/2016 12:00

Sample wt/vol: 5(mL) Date Analyzed: 07/21/2016 04:08

Soil Aliquot Vol: Dilution Factor: 5

Soil Extract Vol.: GC Column: Rtx-624 ID: 0.25(mm)

% Moisture: Level: (low/med) Low

Analysis Batch No.: 380141 Units: ug/L

Number TICs Found: 0 TIC Result Total: 0

CAS NO.	COMPOUND NAME	RT	RESULT	Q	MATCH QUALITY
	Tentatively Identified Compound		None		

FORM I
GC/MS VOA ORGANICS ANALYSIS DATA SHEET

Lab Name: TestAmerica Edison | Job No.: 460-117087-1

SDG No.:

Client Sample ID: MW-46MI-XX | Lab Sample ID: 460-117087-15

Matrix: Water | Lab File ID: V45945.D

Analysis Method: OLM04.2/VOL | Date Collected: 07/13/2016 10:05

Sample wt/vol: 5(mL) | Date Analyzed: 07/20/2016 03:59

Soil Aliquot Vol: | Dilution Factor: 2

Soil Extract Vol.: | GC Column: Rtx-624 ID: 0.25(mm)

% Moisture: | Level: (low/med) Low

Analysis Batch No.: 379918 | Units: ug/L

CAS NO.	COMPOUND NAME	RESULT	Q	RL	MDL
71-55-6	1,1,1-Trichloroethane	2.0	U	2.0	0.20
79-34-5	1,1,2,2-Tetrachloroethane	2.0	U	2.0	0.20
76-13-1	1,1,2-Trichloro-1,2,2-trifluoroethane	21		2.0	0.20
79-00-5	1,1,2-Trichloroethane	2.0	U	2.0	0.20
75-34-3	1,1-Dichloroethane	2.0	U	2.0	0.20
75-35-4	1,1-Dichloroethene	0.89	J	2.0	0.20
120-82-1	1,2,4-Trichlorobenzene	2.0	U	2.0	0.20
96-12-8	1,2-Dibromo-3-Chloropropane	2.0	U	2.0	0.20
106-93-4	1,2-Dibromoethane	2.0	U	2.0	0.20
95-50-1	1,2-Dichlorobenzene	2.0	U	2.0	0.20
107-06-2	1,2-Dichloroethane	2.0	U	2.0	0.20
78-87-5	1,2-Dichloropropane	2.0	U	2.0	0.20
541-73-1	1,3-Dichlorobenzene	2.0	U	2.0	0.20
106-46-7	1,4-Dichlorobenzene	2.0	U	2.0	0.20
591-78-6	2-Hexanone	2.0	U	2.0	0.20
67-64-1	Acetone	2.0	U	2.0	0.20
71-43-2	Benzene	2.0	U	2.0	0.20
75-27-4	Bromodichloromethane	2.0	U	2.0	0.20
75-25-2	Bromoform	2.0	U	2.0	0.20
74-83-9	Bromomethane	2.0	U	2.0	0.20
75-15-0	Carbon disulfide	2.0	U	2.0	0.20
56-23-5	Carbon tetrachloride	2.0	U	2.0	0.20
108-90-7	Chlorobenzene	2.0	U	2.0	0.20
75-45-6	Chlorodifluoromethane	2.0	U	2.0	0.20
75-00-3	Chloroethane	2.0	U	2.0	0.20
67-66-3	Chloroform	1.3	J	2.0	0.20
74-87-3	Chloromethane	2.0	U	2.0	0.20
156-59-2	cis-1,2-Dichloroethene	340		2.0	0.20
10061-01-5	cis-1,3-Dichloropropene	2.0	U	2.0	0.20
110-82-7	Cyclohexane	2.0	U	2.0	0.20
124-48-1	Dibromochloromethane	2.0	U	2.0	0.20
75-71-8	Dichlorodifluoromethane	2.0	U	2.0	0.20
100-41-4	Ethylbenzene	2.0	U	2.0	0.20
75-69-4	Freon 11	1.0	J	2.0	0.20
76-15-3	Freon 115	2.0	U	2.0	0.20

FORM I
GC/MS VOA ORGANICS ANALYSIS DATA SHEET

Lab Name: TestAmerica Edison | Job No.: 460-117087-1
SDG No.:
Client Sample ID: MW-46MI-XX | Lab Sample ID: 460-117087-15
Matrix: Water | Lab File ID: V45945.D
Analysis Method: OLM04.2/VOL | Date Collected: 07/13/2016 10:05
Sample wt/vol: 5(mL) | Date Analyzed: 07/20/2016 03:59
Soil Aliquot Vol: | Dilution Factor: 2
Soil Extract Vol.: | GC Column: Rtx-624 ID: 0.25(mm)
% Moisture: | Level: (low/med) Low
Analysis Batch No.: 379918 | Units: ug/L

CAS NO.	COMPOUND NAME	RESULT	Q	RL	MDL
306-83-2	Freon 123	2.0	U	2.0	0.20
75-37-6	Freon 152a	2.0	U	2.0	0.20
98-82-8	Isopropylbenzene	2.0	U	2.0	0.20
179601-23-1	m&p-Xylene	2.0	U	2.0	0.20
79-20-9	Methyl acetate	2.0	U	2.0	0.20
78-93-3	Methyl ethyl ketone (MEK)	2.0	U	2.0	0.20
108-10-1	Methyl isobutyl ketone (MIBK)	2.0	U	2.0	0.20
1634-04-4	Methyl tert-butyl ether	2.0	U	2.0	0.20
108-87-2	Methylcyclohexane	2.0	U	2.0	0.20
75-09-2	Methylene Chloride	2.0	U	2.0	0.20
95-47-6	o-Xylene	2.0	U	2.0	0.20
100-42-5	Styrene	2.0	U	2.0	0.20
127-18-4	Tetrachloroethene	41		2.0	0.20
108-88-3	Toluene	2.0	U	2.0	0.20
156-60-5	trans-1,2-Dichloroethene	1.6	J	2.0	0.20
10061-02-6	trans-1,3-Dichloropropene	2.0	U	2.0	0.20
79-01-6	Trichloroethene	130		2.0	0.20
75-01-4	Vinyl chloride	2.0	U	2.0	0.20
1330-20-7	Xylenes, Total	2.0	U	2.0	0.20

CAS NO.	SURROGATE	%REC	Q	LIMITS
17060-07-0	1,2-Dichloroethane-d4 (Surr)	112		76-114
460-00-4	Bromofluorobenzene	89		86-115
2037-26-5	Toluene-d8 (Surr)	99		88-110

FORM I
GC/MS VOA ORGANICS ANALYSIS DATA SHEET
TENTATIVELY IDENTIFIED COMPOUNDS

Lab Name: TestAmerica Edison Job No.: 460-117087-1

SDG No.:

Client Sample ID: MW-46MI-XX Lab Sample ID: 460-117087-15

Matrix: Water Lab File ID: V45945.D

Analysis Method: OLM04.2/VOL Date Collected: 07/13/2016 10:05

Sample wt/vol: 5(mL) Date Analyzed: 07/20/2016 03:59

Soil Aliquot Vol: Dilution Factor: 2

Soil Extract Vol.: GC Column: Rtx-624 ID: 0.25(mm)

% Moisture: Level: (low/med) Low

Analysis Batch No.: 379918 Units: ug/L

Number TICs Found: 0 TIC Result Total: 0

CAS NO.	COMPOUND NAME	RT	RESULT	Q	MATCH QUALITY
	Tentatively Identified Compound		None		

FORM I
GC/MS VOA ORGANICS ANALYSIS DATA SHEET

Lab Name: TestAmerica Edison | Job No.: 460-117087-1

SDG No.:

Client Sample ID: MW-46ML-XX | Lab Sample ID: 460-117087-16

Matrix: Water | Lab File ID: V45975.D

Analysis Method: OLM04.2/VOL | Date Collected: 07/13/2016 11:40

Sample wt/vol: 5(mL) | Date Analyzed: 07/21/2016 02:59

Soil Aliquot Vol: | Dilution Factor: 1

Soil Extract Vol.: | GC Column: Rtx-624 ID: 0.25(mm)

% Moisture: | Level: (low/med) Low

Analysis Batch No.: 380141 | Units: ug/L

CAS NO.	COMPOUND NAME	RESULT	Q	RL	MDL
71-55-6	1,1,1-Trichloroethane	1.0	U	1.0	0.10
79-34-5	1,1,2,2-Tetrachloroethane	1.0	U	1.0	0.10
76-13-1	1,1,2-Trichloro-1,2,2-trifluoroethane	1.0		1.0	0.10
79-00-5	1,1,2-Trichloroethane	1.0	U	1.0	0.10
75-34-3	1,1-Dichloroethane	1.0	U	1.0	0.10
75-35-4	1,1-Dichloroethene	1.0	U	1.0	0.10
120-82-1	1,2,4-Trichlorobenzene	1.0	U	1.0	0.10
96-12-8	1,2-Dibromo-3-Chloropropane	1.0	U	1.0	0.10
106-93-4	1,2-Dibromoethane	1.0	U	1.0	0.10
95-50-1	1,2-Dichlorobenzene	1.0	U	1.0	0.10
107-06-2	1,2-Dichloroethane	1.0	U	1.0	0.10
78-87-5	1,2-Dichloropropane	1.0	U	1.0	0.10
541-73-1	1,3-Dichlorobenzene	1.0	U	1.0	0.10
106-46-7	1,4-Dichlorobenzene	1.0	U	1.0	0.10
591-78-6	2-Hexanone	1.0	U	1.0	0.10
67-64-1	Acetone	1.0	U	1.0	0.10
71-43-2	Benzene	1.0	U	1.0	0.10
75-27-4	Bromodichloromethane	1.0	U	1.0	0.10
75-25-2	Bromoform	1.0	U	1.0	0.10
74-83-9	Bromomethane	1.0	U	1.0	0.10
75-15-0	Carbon disulfide	1.0	U	1.0	0.10
56-23-5	Carbon tetrachloride	1.0	U	1.0	0.10
108-90-7	Chlorobenzene	1.0	U	1.0	0.10
75-45-6	Chlorodifluoromethane	1.0	U	1.0	0.10
75-00-3	Chloroethane	1.0	U	1.0	0.10
67-66-3	Chloroform	0.37	J	1.0	0.10
74-87-3	Chloromethane	1.0	U	1.0	0.10
156-59-2	cis-1,2-Dichloroethene	19		1.0	0.10
10061-01-5	cis-1,3-Dichloropropene	1.0	U	1.0	0.10
110-82-7	Cyclohexane	1.0	U	1.0	0.10
124-48-1	Dibromochloromethane	1.0	U	1.0	0.10
75-71-8	Dichlorodifluoromethane	1.0	U	1.0	0.10
100-41-4	Ethylbenzene	1.0	U	1.0	0.10
75-69-4	Freon 11	0.82	J	1.0	0.10
76-15-3	Freon 115	1.0	U	1.0	0.10

FORM I
GC/MS VOA ORGANICS ANALYSIS DATA SHEET

Lab Name: TestAmerica Edison | Job No.: 460-117087-1
SDG No.:
Client Sample ID: MW-46ML-XX | Lab Sample ID: 460-117087-16
Matrix: Water | Lab File ID: V45975.D
Analysis Method: OLM04.2/VOL | Date Collected: 07/13/2016 11:40
Sample wt/vol: 5(mL) | Date Analyzed: 07/21/2016 02:59
Soil Aliquot Vol: | Dilution Factor: 1
Soil Extract Vol.: | GC Column: Rtx-624 ID: 0.25(mm)
% Moisture: | Level: (low/med) Low
Analysis Batch No.: 380141 | Units: ug/L

CAS NO.	COMPOUND NAME	RESULT	Q	RL	MDL
306-83-2	Freon 123	1.0	U	1.0	0.10
75-37-6	Freon 152a	1.0	U	1.0	0.10
98-82-8	Isopropylbenzene	1.0	U	1.0	0.10
179601-23-1	m&p-Xylene	1.0	U	1.0	0.10
79-20-9	Methyl acetate	1.0	U	1.0	0.10
78-93-3	Methyl ethyl ketone (MEK)	1.0	U	1.0	0.10
108-10-1	Methyl isobutyl ketone (MIBK)	1.0	U	1.0	0.10
1634-04-4	Methyl tert-butyl ether	1.0	U	1.0	0.10
108-87-2	Methylcyclohexane	1.0	U	1.0	0.10
75-09-2	Methylene Chloride	1.0	U	1.0	0.10
95-47-6	o-Xylene	1.0	U	1.0	0.10
100-42-5	Styrene	1.0	U	1.0	0.10
127-18-4	Tetrachloroethene	2.9		1.0	0.10
108-88-3	Toluene	1.0	U	1.0	0.10
156-60-5	trans-1,2-Dichloroethene	1.0	U	1.0	0.10
10061-02-6	trans-1,3-Dichloropropene	1.0	U	1.0	0.10
79-01-6	Trichloroethene	17		1.0	0.10
75-01-4	Vinyl chloride	1.0	U	1.0	0.10
1330-20-7	Xylenes, Total	1.0	U	1.0	0.10

CAS NO.	SURROGATE	%REC	Q	LIMITS
17060-07-0	1,2-Dichloroethane-d4 (Surr)	103		76-114
460-00-4	Bromofluorobenzene	95		86-115
2037-26-5	Toluene-d8 (Surr)	99		88-110

FORM I
GC/MS VOA ORGANICS ANALYSIS DATA SHEET
TENTATIVELY IDENTIFIED COMPOUNDS

Lab Name: TestAmerica Edison Job No.: 460-117087-1

SDG No.:

Client Sample ID: MW-46ML-XX Lab Sample ID: 460-117087-16

Matrix: Water Lab File ID: V45975.D

Analysis Method: OLM04.2/VOL Date Collected: 07/13/2016 11:40

Sample wt/vol: 5(mL) Date Analyzed: 07/21/2016 02:59

Soil Aliquot Vol: Dilution Factor: 1

Soil Extract Vol.: GC Column: Rtx-624 ID: 0.25(mm)

% Moisture: Level: (low/med) Low

Analysis Batch No.: 380141 Units: ug/L

Number TICs Found: 0 TIC Result Total: 0

CAS NO.	COMPOUND NAME	RT	RESULT	Q	MATCH QUALITY
	Tentatively Identified Compound		None		

FORM I
GC/MS VOA ORGANICS ANALYSIS DATA SHEET

Lab Name: TestAmerica Edison | Job No.: 460-117087-1

SDG No.:

Client Sample ID: MW-31GL-XX | Lab Sample ID: 460-117087-17

Matrix: Water | Lab File ID: V45907.D

Analysis Method: OLM04.2/VOL | Date Collected: 07/13/2016 10:10

Sample wt/vol: 5(mL) | Date Analyzed: 07/19/2016 05:02

Soil Aliquot Vol: | Dilution Factor: 1

Soil Extract Vol.: | GC Column: Rtx-624 ID: 0.25(mm)

% Moisture: | Level: (low/med) Low

Analysis Batch No.: 379691 | Units: ug/L

CAS NO.	COMPOUND NAME	RESULT	Q	RL	MDL
71-55-6	1,1,1-Trichloroethane	1.0	U	1.0	0.10
79-34-5	1,1,2,2-Tetrachloroethane	1.0	U	1.0	0.10
76-13-1	1,1,2-Trichloro-1,2,2-trifluoroethane	2.4		1.0	0.10
79-00-5	1,1,2-Trichloroethane	1.0	U	1.0	0.10
75-34-3	1,1-Dichloroethane	1.0	U	1.0	0.10
75-35-4	1,1-Dichloroethene	1.0	U	1.0	0.10
120-82-1	1,2,4-Trichlorobenzene	1.0	U	1.0	0.10
96-12-8	1,2-Dibromo-3-Chloropropane	1.0	U	1.0	0.10
106-93-4	1,2-Dibromoethane	1.0	U	1.0	0.10
95-50-1	1,2-Dichlorobenzene	1.0	U	1.0	0.10
107-06-2	1,2-Dichloroethane	1.0	U	1.0	0.10
78-87-5	1,2-Dichloropropane	1.0	U	1.0	0.10
541-73-1	1,3-Dichlorobenzene	1.0	U	1.0	0.10
106-46-7	1,4-Dichlorobenzene	1.0	U	1.0	0.10
591-78-6	2-Hexanone	1.0	U	1.0	0.10
67-64-1	Acetone	1.0	U	1.0	0.10
71-43-2	Benzene	1.0	U	1.0	0.10
75-27-4	Bromodichloromethane	1.0	U	1.0	0.10
75-25-2	Bromoform	1.0	U	1.0	0.10
74-83-9	Bromomethane	1.0	U	1.0	0.10
75-15-0	Carbon disulfide	1.0	U	1.0	0.10
56-23-5	Carbon tetrachloride	1.0	U	1.0	0.10
108-90-7	Chlorobenzene	1.0	U	1.0	0.10
75-45-6	Chlorodifluoromethane	1.1		1.0	0.10
75-00-3	Chloroethane	1.0	U	1.0	0.10
67-66-3	Chloroform	0.21	J	1.0	0.10
74-87-3	Chloromethane	1.0	U	1.0	0.10
156-59-2	cis-1,2-Dichloroethene	80		1.0	0.10
10061-01-5	cis-1,3-Dichloropropene	1.0	U	1.0	0.10
110-82-7	Cyclohexane	1.0	U	1.0	0.10
124-48-1	Dibromochloromethane	1.0	U	1.0	0.10
75-71-8	Dichlorodifluoromethane	1.0	U	1.0	0.10
100-41-4	Ethylbenzene	1.0	U	1.0	0.10
75-69-4	Freon 11	1.0	U	1.0	0.10
76-15-3	Freon 115	1.0	U	1.0	0.10

FORM I
GC/MS VOA ORGANICS ANALYSIS DATA SHEET

Lab Name: TestAmerica Edison | Job No.: 460-117087-1

SDG No.:

Client Sample ID: MW-31GL-XX | Lab Sample ID: 460-117087-17

Matrix: Water | Lab File ID: V45907.D

Analysis Method: OLM04.2/VOL | Date Collected: 07/13/2016 10:10

Sample wt/vol: 5(mL) | Date Analyzed: 07/19/2016 05:02

Soil Aliquot Vol: | Dilution Factor: 1

Soil Extract Vol.: | GC Column: Rtx-624 ID: 0.25(mm)

% Moisture: | Level: (low/med) Low

Analysis Batch No.: 379691 | Units: ug/L

CAS NO.	COMPOUND NAME	RESULT	Q	RL	MDL
306-83-2	Freon 123	1.0	U	1.0	0.10
75-37-6	Freon 152a	1.0	U	1.0	0.10
98-82-8	Isopropylbenzene	1.0	U	1.0	0.10
179601-23-1	m&p-Xylene	1.0	U	1.0	0.10
79-20-9	Methyl acetate	1.0	U	1.0	0.10
78-93-3	Methyl ethyl ketone (MEK)	1.0	U	1.0	0.10
108-10-1	Methyl isobutyl ketone (MIBK)	1.0	U	1.0	0.10
1634-04-4	Methyl tert-butyl ether	1.0	U	1.0	0.10
108-87-2	Methylcyclohexane	1.0	U	1.0	0.10
75-09-2	Methylene Chloride	1.0	U	1.0	0.10
95-47-6	o-Xylene	1.0	U	1.0	0.10
100-42-5	Styrene	1.0	U	1.0	0.10
127-18-4	Tetrachloroethene	7.2		1.0	0.10
108-88-3	Toluene	1.0	U	1.0	0.10
156-60-5	trans-1,2-Dichloroethene	0.40	J	1.0	0.10
10061-02-6	trans-1,3-Dichloropropene	1.0	U	1.0	0.10
79-01-6	Trichloroethene	20		1.0	0.10
75-01-4	Vinyl chloride	1.0	U	1.0	0.10
1330-20-7	Xylenes, Total	1.0	U	1.0	0.10

CAS NO.	SURROGATE	%REC	Q	LIMITS
17060-07-0	1,2-Dichloroethane-d4 (Surr)	106		76-114
460-00-4	Bromofluorobenzene	91		86-115
2037-26-5	Toluene-d8 (Surr)	99		88-110

FORM I
GC/MS VOA ORGANICS ANALYSIS DATA SHEET
TENTATIVELY IDENTIFIED COMPOUNDS

Lab Name: TestAmerica Edison Job No.: 460-117087-1

SDG No.:

Client Sample ID: MW-31GL-XX Lab Sample ID: 460-117087-17

Matrix: Water Lab File ID: V45907.D

Analysis Method: OLM04.2/VOL Date Collected: 07/13/2016 10:10

Sample wt/vol: 5(mL) Date Analyzed: 07/19/2016 05:02

Soil Aliquot Vol: Dilution Factor: 1

Soil Extract Vol.: GC Column: Rtx-624 ID: 0.25(mm)

% Moisture: Level: (low/med) Low

Analysis Batch No.: 379691 Units: ug/L

Number TICs Found: 0 TIC Result Total: 0

CAS NO.	COMPOUND NAME	RT	RESULT	Q	MATCH QUALITY
	Tentatively Identified Compound		None		

FORM I
GC/MS VOA ORGANICS ANALYSIS DATA SHEET

Lab Name: TestAmerica Edison | Job No.: 460-117087-1

SDG No.:

Client Sample ID: MW-31MI-XX | Lab Sample ID: 460-117087-18

Matrix: Water | Lab File ID: V45979.D

Analysis Method: OLM04.2/VOL | Date Collected: 07/13/2016 12:00

Sample wt/vol: 5(mL) | Date Analyzed: 07/21/2016 04:31

Soil Aliquot Vol: | Dilution Factor: 5

Soil Extract Vol.: | GC Column: Rtx-624 ID: 0.25(mm)

% Moisture: | Level: (low/med) Low

Analysis Batch No.: 380141 | Units: ug/L

CAS NO.	COMPOUND NAME	RESULT	Q	RL	MDL
71-55-6	1,1,1-Trichloroethane	5.0	U	5.0	0.50
79-34-5	1,1,2,2-Tetrachloroethane	5.0	U	5.0	0.50
76-13-1	1,1,2-Trichloro-1,2,2-trifluoroethane	13		5.0	0.50
79-00-5	1,1,2-Trichloroethane	5.0	U	5.0	0.50
75-34-3	1,1-Dichloroethane	5.0	U	5.0	0.50
75-35-4	1,1-Dichloroethene	5.0	U	5.0	0.50
120-82-1	1,2,4-Trichlorobenzene	5.0	U	5.0	0.50
96-12-8	1,2-Dibromo-3-Chloropropane	5.0	U	5.0	0.50
106-93-4	1,2-Dibromoethane	5.0	U	5.0	0.50
95-50-1	1,2-Dichlorobenzene	5.0	U	5.0	0.50
107-06-2	1,2-Dichloroethane	5.0	U	5.0	0.50
78-87-5	1,2-Dichloropropane	5.0	U	5.0	0.50
541-73-1	1,3-Dichlorobenzene	5.0	U	5.0	0.50
106-46-7	1,4-Dichlorobenzene	5.0	U	5.0	0.50
591-78-6	2-Hexanone	5.0	U	5.0	0.50
67-64-1	Acetone	5.0	U	5.0	0.50
71-43-2	Benzene	5.0	U	5.0	0.50
75-27-4	Bromodichloromethane	5.0	U	5.0	0.50
75-25-2	Bromoform	5.0	U	5.0	0.50
74-83-9	Bromomethane	5.0	U	5.0	0.50
75-15-0	Carbon disulfide	5.0	U	5.0	0.50
56-23-5	Carbon tetrachloride	5.0	U	5.0	0.50
108-90-7	Chlorobenzene	5.0	U	5.0	0.50
75-45-6	Chlorodifluoromethane	5.8		5.0	0.50
75-00-3	Chloroethane	5.0	U	5.0	0.50
67-66-3	Chloroform	0.84	J	5.0	0.50
74-87-3	Chloromethane	5.0	U	5.0	0.50
156-59-2	cis-1,2-Dichloroethene	400		5.0	0.50
10061-01-5	cis-1,3-Dichloropropene	5.0	U	5.0	0.50
110-82-7	Cyclohexane	5.0	U	5.0	0.50
124-48-1	Dibromochloromethane	5.0	U	5.0	0.50
75-71-8	Dichlorodifluoromethane	5.0	U	5.0	0.50
100-41-4	Ethylbenzene	5.0	U	5.0	0.50
75-69-4	Freon 11	5.0	U	5.0	0.50
76-15-3	Freon 115	5.0	U	5.0	0.50

FORM I
GC/MS VOA ORGANICS ANALYSIS DATA SHEET

Lab Name: TestAmerica Edison | Job No.: 460-117087-1
SDG No.:
Client Sample ID: MW-31MI-XX | Lab Sample ID: 460-117087-18
Matrix: Water | Lab File ID: V45979.D
Analysis Method: OLM04.2/VOL | Date Collected: 07/13/2016 12:00
Sample wt/vol: 5(mL) | Date Analyzed: 07/21/2016 04:31
Soil Aliquot Vol: | Dilution Factor: 5
Soil Extract Vol.: | GC Column: Rtx-624 ID: 0.25(mm)
% Moisture: | Level: (low/med) Low
Analysis Batch No.: 380141 | Units: ug/L

CAS NO.	COMPOUND NAME	RESULT	Q	RL	MDL
306-83-2	Freon 123	5.0	U	5.0	0.50
75-37-6	Freon 152a	5.0	U	5.0	0.50
98-82-8	Isopropylbenzene	5.0	U	5.0	0.50
179601-23-1	m&p-Xylene	5.0	U	5.0	0.50
79-20-9	Methyl acetate	5.0	U	5.0	0.50
78-93-3	Methyl ethyl ketone (MEK)	5.0	U	5.0	0.50
108-10-1	Methyl isobutyl ketone (MIBK)	5.0	U	5.0	0.50
1634-04-4	Methyl tert-butyl ether	5.0	U	5.0	0.50
108-87-2	Methylcyclohexane	5.0	U	5.0	0.50
75-09-2	Methylene Chloride	5.0	U	5.0	0.50
95-47-6	o-Xylene	5.0	U	5.0	0.50
100-42-5	Styrene	5.0	U	5.0	0.50
127-18-4	Tetrachloroethene	36		5.0	0.50
108-88-3	Toluene	5.0	U	5.0	0.50
156-60-5	trans-1,2-Dichloroethene	5.0	U	5.0	0.50
10061-02-6	trans-1,3-Dichloropropene	5.0	U	5.0	0.50
79-01-6	Trichloroethene	88		5.0	0.50
75-01-4	Vinyl chloride	5.0	U	5.0	0.50
1330-20-7	Xylenes, Total	5.0	U	5.0	0.50

CAS NO.	SURROGATE	%REC	Q	LIMITS
17060-07-0	1,2-Dichloroethane-d4 (Surr)	104		76-114
460-00-4	Bromofluorobenzene	94		86-115
2037-26-5	Toluene-d8 (Surr)	98		88-110

FORM I
GC/MS VOA ORGANICS ANALYSIS DATA SHEET
TENTATIVELY IDENTIFIED COMPOUNDS

Lab Name: TestAmerica Edison
Job No.: 460-117087-1
SDG No.:
Client Sample ID: MW-31MI-XX
Lab Sample ID: 460-117087-18
Matrix: Water
Lab File ID: V45979.D
Analysis Method: OLM04.2/VOL
Date Collected: 07/13/2016 12:00
Sample wt/vol: 5(mL)
Date Analyzed: 07/21/2016 04:31
Soil Aliquot Vol:
Dilution Factor: 5
Soil Extract Vol.:
GC Column: Rtx-624 ID: 0.25(mm)
% Moisture:
Level: (low/med) Low
Analysis Batch No.: 380141
Units: ug/L
Number TICs Found: 0
TIC Result Total: 0

CAS NO.	COMPOUND NAME	RT	RESULT	Q	MATCH QUALITY
	Tentatively Identified Compound		None		

FORM I
GC/MS VOA ORGANICS ANALYSIS DATA SHEET

Lab Name: TestAmerica Edison | Job No.: 460-117087-1

SDG No.:

Client Sample ID: MW-31ML-XX | Lab Sample ID: 460-117087-19

Matrix: Water | Lab File ID: V45908.D

Analysis Method: OLM04.2/VOL | Date Collected: 07/13/2016 11:10

Sample wt/vol: 5(mL) | Date Analyzed: 07/19/2016 05:25

Soil Aliquot Vol: | Dilution Factor: 1

Soil Extract Vol.: | GC Column: Rtx-624 ID: 0.25(mm)

% Moisture: | Level: (low/med) Low

Analysis Batch No.: 379691 | Units: ug/L

CAS NO.	COMPOUND NAME	RESULT	Q	RL	MDL
71-55-6	1,1,1-Trichloroethane	1.0	U	1.0	0.10
79-34-5	1,1,2,2-Tetrachloroethane	1.0	U	1.0	0.10
76-13-1	1,1,2-Trichloro-1,2,2-trifluoroethane	2.8		1.0	0.10
79-00-5	1,1,2-Trichloroethane	1.0	U	1.0	0.10
75-34-3	1,1-Dichloroethane	1.0	U	1.0	0.10
75-35-4	1,1-Dichloroethene	1.0	U	1.0	0.10
120-82-1	1,2,4-Trichlorobenzene	1.0	U	1.0	0.10
96-12-8	1,2-Dibromo-3-Chloropropane	1.0	U	1.0	0.10
106-93-4	1,2-Dibromoethane	1.0	U	1.0	0.10
95-50-1	1,2-Dichlorobenzene	1.0	U	1.0	0.10
107-06-2	1,2-Dichloroethane	1.0	U	1.0	0.10
78-87-5	1,2-Dichloropropane	1.0	U	1.0	0.10
541-73-1	1,3-Dichlorobenzene	1.0	U	1.0	0.10
106-46-7	1,4-Dichlorobenzene	1.0	U	1.0	0.10
591-78-6	2-Hexanone	1.0	U	1.0	0.10
67-64-1	Acetone	1.0	U	1.0	0.10
71-43-2	Benzene	1.0	U	1.0	0.10
75-27-4	Bromodichloromethane	1.0	U	1.0	0.10
75-25-2	Bromoform	1.0	U	1.0	0.10
74-83-9	Bromomethane	1.0	U	1.0	0.10
75-15-0	Carbon disulfide	1.0	U	1.0	0.10
56-23-5	Carbon tetrachloride	1.0	U	1.0	0.10
108-90-7	Chlorobenzene	1.0	U	1.0	0.10
75-45-6	Chlorodifluoromethane	3.2		1.0	0.10
75-00-3	Chloroethane	1.0	U	1.0	0.10
67-66-3	Chloroform	0.26	J	1.0	0.10
74-87-3	Chloromethane	1.0	U	1.0	0.10
156-59-2	cis-1,2-Dichloroethene	51		1.0	0.10
10061-01-5	cis-1,3-Dichloropropene	1.0	U	1.0	0.10
110-82-7	Cyclohexane	1.0	U	1.0	0.10
124-48-1	Dibromochloromethane	1.0	U	1.0	0.10
75-71-8	Dichlorodifluoromethane	1.0	U	1.0	0.10
100-41-4	Ethylbenzene	1.0	U	1.0	0.10
75-69-4	Freon 11	1.0	U	1.0	0.10
76-15-3	Freon 115	1.0	U	1.0	0.10

FORM I
GC/MS VOA ORGANICS ANALYSIS DATA SHEET

Lab Name: TestAmerica Edison | Job No.: 460-117087-1

SDG No.:

Client Sample ID: MW-31ML-XX | Lab Sample ID: 460-117087-19

Matrix: Water | Lab File ID: V45908.D

Analysis Method: OLM04.2/VOL | Date Collected: 07/13/2016 11:10

Sample wt/vol: 5(mL) | Date Analyzed: 07/19/2016 05:25

Soil Aliquot Vol: | Dilution Factor: 1

Soil Extract Vol.: | GC Column: Rtx-624 ID: 0.25(mm)

% Moisture: | Level: (low/med) Low

Analysis Batch No.: 379691 | Units: ug/L

CAS NO.	COMPOUND NAME	RESULT	Q	RL	MDL
306-83-2	Freon 123	1.0	U	1.0	0.10
75-37-6	Freon 152a	1.0	U	1.0	0.10
98-82-8	Isopropylbenzene	1.0	U	1.0	0.10
179601-23-1	m&p-Xylene	1.0	U	1.0	0.10
79-20-9	Methyl acetate	1.0	U	1.0	0.10
78-93-3	Methyl ethyl ketone (MEK)	1.0	U	1.0	0.10
108-10-1	Methyl isobutyl ketone (MIBK)	1.0	U	1.0	0.10
1634-04-4	Methyl tert-butyl ether	1.0	U	1.0	0.10
108-87-2	Methylcyclohexane	1.0	U	1.0	0.10
75-09-2	Methylene Chloride	1.0	U	1.0	0.10
95-47-6	o-Xylene	1.0	U	1.0	0.10
100-42-5	Styrene	1.0	U	1.0	0.10
127-18-4	Tetrachloroethene	9.5		1.0	0.10
108-88-3	Toluene	1.0	U	1.0	0.10
156-60-5	trans-1,2-Dichloroethene	1.0	U	1.0	0.10
10061-02-6	trans-1,3-Dichloropropene	1.0	U	1.0	0.10
79-01-6	Trichloroethene	23		1.0	0.10
75-01-4	Vinyl chloride	1.0	U	1.0	0.10
1330-20-7	Xylenes, Total	1.0	U	1.0	0.10

CAS NO.	SURROGATE	%REC	Q	LIMITS
17060-07-0	1,2-Dichloroethane-d4 (Surr)	99		76-114
460-00-4	Bromofluorobenzene	92		86-115
2037-26-5	Toluene-d8 (Surr)	102		88-110

FORM I
GC/MS VOA ORGANICS ANALYSIS DATA SHEET
TENTATIVELY IDENTIFIED COMPOUNDS

Lab Name: TestAmerica Edison Job No.: 460-117087-1

SDG No.:

Client Sample ID: MW-31ML-XX Lab Sample ID: 460-117087-19

Matrix: Water Lab File ID: V45908.D

Analysis Method: OLM04.2/VOL Date Collected: 07/13/2016 11:10

Sample wt/vol: 5(mL) Date Analyzed: 07/19/2016 05:25

Soil Aliquot Vol: Dilution Factor: 1

Soil Extract Vol.: GC Column: Rtx-624 ID: 0.25(mm)

% Moisture: Level: (low/med) Low

Analysis Batch No.: 379691 Units: ug/L

Number TICs Found: 0 TIC Result Total: 0

CAS NO.	COMPOUND NAME	RT	RESULT	Q	MATCH QUALITY
	Tentatively Identified Compound		None		

FORM I
HPLC/IC ORGANICS ANALYSIS DATA SHEET

Lab Name: TestAmerica Pittsburgh
Job No.: 460-117087-1
SDG No.:
Client Sample ID: MW-45MU-XX
Lab Sample ID: 460-117087-1
Matrix: Water
Lab File ID: A-ICS2100 A 07-20-2016-23.d
Analysis Method: 300.0
Date Collected: 07/12/2016 16:20
Extraction Method:
Date Extracted:
Sample wt/vol: 1(mL)
Date Analyzed: 07/20/2016 12:54
Con. Extract Vol.:
Dilution Factor: 1
Injection Volume: 25(mL)
GC Column: AS-18 ID:
% Moisture:
GPC Cleanup:(Y/N) N
Analysis Batch No.: 182343
Units: mg/L

CAS NO.	COMPOUND NAME	RESULT	Q	RL	MDL
24959-67-9	Bromide	0.19		0.0025	0.00045

FORM I
HPLC/IC ORGANICS ANALYSIS DATA SHEET

Lab Name: TestAmerica Pittsburgh
Job No.: 460-117087-1
SDG No.:
Client Sample ID: MW-16GL-XX
Lab Sample ID: 460-117087-2
Matrix: Water
Lab File ID: A-ICS2100 A 07-20-2016-24.d
Analysis Method: 300.0
Date Collected: 07/12/2016 15:05
Extraction Method:
Date Extracted:
Sample wt/vol: 1(mL)
Date Analyzed: 07/20/2016 13:10
Con. Extract Vol.:
Dilution Factor: 1
Injection Volume: 25(mL)
GC Column: AS-18 ID:
% Moisture:
GPC Cleanup:(Y/N) N
Analysis Batch No.: 182343
Units: mg/L

CAS NO.	COMPOUND NAME	RESULT	Q	RL	MDL
24959-67-9	Bromide	0.031		0.0025	0.00045

FORM I
HPLC/IC ORGANICS ANALYSIS DATA SHEET

Lab Name: TestAmerica Pittsburgh
Job No.: 460-117087-1
SDG No.:
Client Sample ID: SW-N12999-XX
Lab Sample ID: 460-117087-3
Matrix: Water
Lab File ID: A-ICS2100 A 07-20-2016-25.d
Analysis Method: 300.0
Date Collected: 07/12/2016 09:10
Extraction Method:
Date Extracted:
Sample wt/vol: 1(mL)
Date Analyzed: 07/20/2016 13:27
Con. Extract Vol.:
Dilution Factor: 1
Injection Volume: 25(mL)
GC Column: AS-18 ID:
% Moisture:
GPC Cleanup:(Y/N) N
Analysis Batch No.: 182343
Units: mg/L

CAS NO.	COMPOUND NAME	RESULT	Q	RL	MDL
24959-67-9	Bromide	0.067		0.0025	0.00045

FORM I
HPLC/IC ORGANICS ANALYSIS DATA SHEET

Lab Name: TestAmerica Pittsburgh
Job No.: 460-117087-1
SDG No.:
Client Sample ID: SW-N13000-XX
Lab Sample ID: 460-117087-4
Matrix: Water
Lab File ID: A-ICS2100 A 07-20-2016-26.d
Analysis Method: 300.0
Date Collected: 07/12/2016 09:28
Extraction Method:
Date Extracted:
Sample wt/vol: 1(mL)
Date Analyzed: 07/20/2016 13:44
Con. Extract Vol.:
Dilution Factor: 1
Injection Volume: 25(mL)
GC Column: AS-18 ID:
% Moisture:
GPC Cleanup:(Y/N) N
Analysis Batch No.: 182343
Units: mg/L

CAS NO.	COMPOUND NAME	RESULT	Q	RL	MDL
24959-67-9	Bromide	0.034		0.0025	0.00045

FORM I
HPLC/IC ORGANICS ANALYSIS DATA SHEET

Lab Name: TestAmerica Pittsburgh
Job No.: 460-117087-1
SDG No.:
Client Sample ID: SW-13821-XX
Lab Sample ID: 460-117087-5
Matrix: Water
Lab File ID: A-ICS2100 A 07-20-2016-29.d
Analysis Method: 300.0
Date Collected: 07/12/2016 09:48
Extraction Method:
Date Extracted:
Sample wt/vol: 1(mL)
Date Analyzed: 07/20/2016 14:36
Con. Extract Vol.:
Dilution Factor: 1
Injection Volume: 25(mL)
GC Column: AS-18 ID:
% Moisture:
GPC Cleanup:(Y/N) N
Analysis Batch No.: 182343
Units: mg/L

CAS NO.	COMPOUND NAME	RESULT	Q	RL	MDL
24959-67-9	Bromide	0.035		0.0025	0.00045

FORM I
HPLC/IC ORGANICS ANALYSIS DATA SHEET

Lab Name: TestAmerica Pittsburgh
Job No.: 460-117087-1
SDG No.:
Client Sample ID: MW-14MI-XX
Lab Sample ID: 460-117087-6
Matrix: Water
Lab File ID: A-ICS2100 A 07-20-2016-30.d
Analysis Method: 300.0
Date Collected: 07/12/2016 15:20
Extraction Method:
Date Extracted:
Sample wt/vol: 1(mL)
Date Analyzed: 07/20/2016 14:54
Con. Extract Vol.:
Dilution Factor: 1
Injection Volume: 25(mL)
GC Column: AS-18 ID:
% Moisture:
GPC Cleanup:(Y/N) N
Analysis Batch No.: 182343
Units: mg/L

CAS NO.	COMPOUND NAME	RESULT	Q	RL	MDL
24959-67-9	Bromide	0.086		0.0025	0.00045

FORM I
HPLC/IC ORGANICS ANALYSIS DATA SHEET

Lab Name: TestAmerica Pittsburgh
Job No.: 460-117087-1
SDG No.:
Client Sample ID: MW-28MI-XX
Lab Sample ID: 460-117087-7
Matrix: Water
Lab File ID: A-ICS2100 A 07-20-2016-31.d
Analysis Method: 300.0
Date Collected: 07/12/2016 13:37
Extraction Method:
Date Extracted:
Sample wt/vol: 1(mL)
Date Analyzed: 07/20/2016 15:09
Con. Extract Vol.:
Dilution Factor: 1
Injection Volume: 25(mL)
GC Column: AS-18 ID:
% Moisture:
GPC Cleanup:(Y/N) N
Analysis Batch No.: 182343
Units: mg/L

CAS NO.	COMPOUND NAME	RESULT	Q	RL	MDL
24959-67-9	Bromide	0.073		0.0025	0.00045

FORM I
HPLC/IC ORGANICS ANALYSIS DATA SHEET

Lab Name: TestAmerica Pittsburgh
Job No.: 460-117087-1
SDG No.:
Client Sample ID: MW-28GL-XX
Lab Sample ID: 460-117087-8
Matrix: Water
Lab File ID: A-ICS2100 A 07-21-2016-7.d
Analysis Method: 300.0
Date Collected: 07/12/2016 14:27
Extraction Method:
Date Extracted:
Sample wt/vol: 1(mL)
Date Analyzed: 07/21/2016 08:25
Con. Extract Vol.:
Dilution Factor: 5
Injection Volume: 25(mL)
GC Column: AS-18 ID:
% Moisture:
GPC Cleanup:(Y/N) N
Analysis Batch No.: 182466
Units: mg/L

CAS NO.	COMPOUND NAME	RESULT	Q	RL	MDL
24959-67-9	Bromide	0.26		0.013	0.0023

FORM I
HPLC/IC ORGANICS ANALYSIS DATA SHEET

Lab Name: TestAmerica Pittsburgh
Job No.: 460-117087-1
SDG No.:
Client Sample ID: QC-EB071316
Lab Sample ID: 460-117087-10
Matrix: Water
Lab File ID: A-ICS2100 A 07-20-2016-33.d
Analysis Method: 300.0
Date Collected: 07/13/2016 07:15
Extraction Method:
Date Extracted:
Sample wt/vol: 1(mL)
Date Analyzed: 07/20/2016 15:40
Con. Extract Vol.:
Dilution Factor: 1
Injection Volume: 25(mL)
GC Column: AS-18 ID:
% Moisture:
GPC Cleanup:(Y/N) N
Analysis Batch No.: 182343
Units: mg/L

CAS NO.	COMPOUND NAME	RESULT	Q	RL	MDL
24959-67-9	Bromide	0.0025	U	0.0025	0.00045

FORM I
HPLC/IC ORGANICS ANALYSIS DATA SHEET

Lab Name: TestAmerica Pittsburgh
Job No.: 460-117087-1
SDG No.:
Client Sample ID: SW-5099-XX
Lab Sample ID: 460-117087-12
Matrix: Water
Lab File ID: A-ICS2100 A 07-20-2016-34.d
Analysis Method: 300.0
Date Collected: 07/13/2016 09:50
Extraction Method:
Date Extracted:
Sample wt/vol: 1(mL)
Date Analyzed: 07/20/2016 15:56
Con. Extract Vol.:
Dilution Factor: 1
Injection Volume: 25(mL)
GC Column: AS-18 ID:
% Moisture:
GPC Cleanup:(Y/N) N
Analysis Batch No.: 182343
Units: mg/L

CAS NO.	COMPOUND NAME	RESULT	Q	RL	MDL
24959-67-9	Bromide	0.037		0.0025	0.00045

FORM I
HPLC/IC ORGANICS ANALYSIS DATA SHEET

Lab Name: TestAmerica Pittsburgh
Job No.: 460-117087-1
SDG No.:
Client Sample ID: MW-502-XX
Lab Sample ID: 460-117087-14
Matrix: Water
Lab File ID: A-ICS2100 A 07-21-2016-9.d
Analysis Method: 300.0
Date Collected: 07/13/2016 12:00
Extraction Method:
Date Extracted:
Sample wt/vol: 1(mL)
Date Analyzed: 07/21/2016 09:08
Con. Extract Vol.:
Dilution Factor: 1
Injection Volume: 25(mL)
GC Column: AS-18 ID:
% Moisture:
GPC Cleanup:(Y/N) N
Analysis Batch No.: 182466
Units: mg/L

CAS NO.	COMPOUND NAME	RESULT	Q	RL	MDL
24959-67-9	Bromide	0.056		0.0025	0.00045

FORM I
HPLC/IC ORGANICS ANALYSIS DATA SHEET

Lab Name: TestAmerica Pittsburgh
Job No.: 460-117087-1
SDG No.:
Client Sample ID: MW-46MI-XX
Lab Sample ID: 460-117087-15
Matrix: Water
Lab File ID: A-ICS2100 A 07-21-2016-20.d
Analysis Method: 300.0
Date Collected: 07/13/2016 10:05
Extraction Method:
Date Extracted:
Sample wt/vol: 1(mL)
Date Analyzed: 07/21/2016 13:26
Con. Extract Vol.:
Dilution Factor: 1
Injection Volume: 25(mL)
GC Column: AS-18 ID:
% Moisture:
GPC Cleanup:(Y/N) N
Analysis Batch No.: 182466
Units: mg/L

CAS NO.	COMPOUND NAME	RESULT	Q	RL	MDL
24959-67-9	Bromide	0.076		0.0025	0.00045

FORM I
HPLC/IC ORGANICS ANALYSIS DATA SHEET

Lab Name: TestAmerica Pittsburgh
Job No.: 460-117087-1
SDG No.:
Client Sample ID: MW-46ML-XX
Lab Sample ID: 460-117087-16
Matrix: Water
Lab File ID: A-ICS2100 A 07-21-2016-23.d
Analysis Method: 300.0
Date Collected: 07/13/2016 11:40
Extraction Method:
Date Extracted:
Sample wt/vol: 1(mL)
Date Analyzed: 07/21/2016 14:44
Con. Extract Vol.:
Dilution Factor: 1
Injection Volume: 25(mL)
GC Column: AS-18 ID:
% Moisture:
GPC Cleanup:(Y/N) N
Analysis Batch No.: 182466
Units: mg/L

CAS NO.	COMPOUND NAME	RESULT	Q	RL	MDL
24959-67-9	Bromide	0.018		0.0025	0.00045

FORM I
HPLC/IC ORGANICS ANALYSIS DATA SHEET

Lab Name: TestAmerica Pittsburgh
Job No.: 460-117087-1
SDG No.:
Client Sample ID: MW-31GL-XX
Lab Sample ID: 460-117087-17
Matrix: Water
Lab File ID: A-ICS2100 A 07-22-2016-8.d
Analysis Method: 300.0
Date Collected: 07/13/2016 10:10
Extraction Method:
Date Extracted:
Sample wt/vol: 1(mL)
Date Analyzed: 07/22/2016 09:23
Con. Extract Vol.: 1.0(mL)
Dilution Factor: 5
Injection Volume: 25(mL)
GC Column: AS-18 ID:
% Moisture:
GPC Cleanup:(Y/N) N
Analysis Batch No.: 182619
Units: mg/L

CAS NO.	COMPOUND NAME	RESULT	Q	RL	MDL
24959-67-9	Bromide	0.15		0.013	0.0023

FORM I
HPLC/IC ORGANICS ANALYSIS DATA SHEET

Lab Name: TestAmerica Pittsburgh
Job No.: 460-117087-1
SDG No.:
Client Sample ID: MW-31MI-XX
Lab Sample ID: 460-117087-18
Matrix: Water
Lab File ID: A-ICS2100 A 07-21-2016-25.d
Analysis Method: 300.0
Date Collected: 07/13/2016 12:00
Extraction Method:
Date Extracted:
Sample wt/vol: 1(mL)
Date Analyzed: 07/21/2016 15:18
Con. Extract Vol.:
Dilution Factor: 1
Injection Volume: 25(mL)
GC Column: AS-18 ID:
% Moisture:
GPC Cleanup:(Y/N) N
Analysis Batch No.: 182466
Units: mg/L

CAS NO.	COMPOUND NAME	RESULT	Q	RL	MDL
24959-67-9	Bromide	0.14		0.0025	0.00045

FORM I
HPLC/IC ORGANICS ANALYSIS DATA SHEET

Lab Name: TestAmerica Pittsburgh
Job No.: 460-117087-1
SDG No.:
Client Sample ID: MW-31ML-XX
Lab Sample ID: 460-117087-19
Matrix: Water
Lab File ID: A-ICS2100 A 07-21-2016-26.d
Analysis Method: 300.0
Date Collected: 07/13/2016 11:10
Extraction Method:
Date Extracted:
Sample wt/vol: 1(mL)
Date Analyzed: 07/21/2016 15:36
Con. Extract Vol.:
Dilution Factor: 1
Injection Volume: 25(mL)
GC Column: AS-18 ID:
% Moisture:
GPC Cleanup:(Y/N) N
Analysis Batch No.: 182466
Units: mg/L

CAS NO.	COMPOUND NAME	RESULT	Q	RL	MDL
24959-67-9	Bromide	0.039		0.0025	0.00045

1B-IN
INORGANIC ANALYSIS DATA SHEET
GENERAL CHEMISTRY

Client Sample ID: MW-45MU-XX
Lab Sample ID: 460-117087-1
Lab Name: TestAmerica Edison
Job No.: 460-117087-1
SDG ID.:
Matrix: Water
Date Sampled: 07/12/2016 16:20
Reporting Basis: WET
Date Received: 07/13/2016 19:00

CAS No.	Analyte	Result	RL	MDL	Units	C	Q	DIL	Method
16887-00-6	Chloride	93.0	10.0	1.7	mg/L			2	SM 4500 Cl- B

1B-IN
INORGANIC ANALYSIS DATA SHEET
GENERAL CHEMISTRY

Client Sample ID: MW-16GL-XX
Lab Sample ID: 460-117087-2
Lab Name: TestAmerica Edison
Job No.: 460-117087-1
SDG ID.:
Matrix: Water
Date Sampled: 07/12/2016 15:05
Reporting Basis: WET
Date Received: 07/13/2016 19:00

CAS No.	Analyte	Result	RL	MDL	Units	C	Q	DIL	Method
16887-00-6	Chloride	140	10.0	1.7	mg/L			2	SM 4500 Cl- B

1B-IN
INORGANIC ANALYSIS DATA SHEET
GENERAL CHEMISTRY

Client Sample ID: SW-N12999-XX
Lab Sample ID: 460-117087-3
Lab Name: TestAmerica Edison
Job No.: 460-117087-1
SDG ID.:
Matrix: Water
Date Sampled: 07/12/2016 09:10
Reporting Basis: WET
Date Received: 07/13/2016 19:00

CAS No.	Analyte	Result	RL	MDL	Units	C	Q	DIL	Method
16887-00-6	Chloride	46.5	5.0	0.84	mg/L			1	SM 4500 Cl- B

1B-IN
INORGANIC ANALYSIS DATA SHEET
GENERAL CHEMISTRY

Client Sample ID: SW-N13000-XX
Lab Sample ID: 460-117087-4
Lab Name: TestAmerica Edison
Job No.: 460-117087-1
SDG ID.:
Matrix: Water
Date Sampled: 07/12/2016 09:28
Reporting Basis: WET
Date Received: 07/13/2016 19:00

CAS No.	Analyte	Result	RL	MDL	Units	C	Q	DIL	Method
16887-00-6	Chloride	19.0	5.0	0.84	mg/L			1	SM 4500 Cl- B

1B-IN
INORGANIC ANALYSIS DATA SHEET
GENERAL CHEMISTRY

Client Sample ID: SW-13821-XX
Lab Sample ID: 460-117087-5
Lab Name: TestAmerica Edison
Job No.: 460-117087-1
SDG ID.:
Matrix: Water
Date Sampled: 07/12/2016 09:48
Reporting Basis: WET
Date Received: 07/13/2016 19:00

CAS No.	Analyte	Result	RL	MDL	Units	C	Q	DIL	Method
16887-00-6	Chloride	59.5	5.0	0.84	mg/L			1	SM 4500 Cl- B

1B-IN
INORGANIC ANALYSIS DATA SHEET
GENERAL CHEMISTRY

Client Sample ID: MW-14MI-XX
Lab Sample ID: 460-117087-6
Lab Name: TestAmerica Edison
Job No.: 460-117087-1
SDG ID.:
Matrix: Water
Date Sampled: 07/12/2016 15:20
Reporting Basis: WET
Date Received: 07/13/2016 19:00

CAS No.	Analyte	Result	RL	MDL	Units	C	Q	DIL	Method
16887-00-6	Chloride	46.5	5.0	0.84	mg/L			1	SM 4500 Cl- B

1B-IN
INORGANIC ANALYSIS DATA SHEET
GENERAL CHEMISTRY

Client Sample ID: MW-28MI-XX
Lab Sample ID: 460-117087-7
Lab Name: TestAmerica Edison
Job No.: 460-117087-1
SDG ID.:
Matrix: Water
Date Sampled: 07/12/2016 13:37
Reporting Basis: WET
Date Received: 07/13/2016 19:00

CAS No.	Analyte	Result	RL	MDL	Units	C	Q	DIL	Method
16887-00-6	Chloride	103	10.0	1.7	mg/L			2	SM 4500 Cl- B

1B-IN
INORGANIC ANALYSIS DATA SHEET
GENERAL CHEMISTRY

Client Sample ID: MW-28GL-XX
Lab Sample ID: 460-117087-8
Lab Name: TestAmerica Edison
Job No.: 460-117087-1
SDG ID.:
Matrix: Water
Date Sampled: 07/12/2016 14:27
Reporting Basis: WET
Date Received: 07/13/2016 19:00

CAS No.	Analyte	Result	RL	MDL	Units	C	Q	DIL	Method
16887-00-6	Chloride	260	20.0	3.4	mg/L			4	SM 4500 Cl- B

1B-IN
INORGANIC ANALYSIS DATA SHEET
GENERAL CHEMISTRY

Client Sample ID: QC-EB071316
Lab Sample ID: 460-117087-10
Lab Name: TestAmerica Edison
Job No.: 460-117087-1
SDG ID.:
Matrix: Water
Date Sampled: 07/13/2016 07:15
Reporting Basis: WET
Date Received: 07/13/2016 19:00

CAS No.	Analyte	Result	RL	MDL	Units	C	Q	DIL	Method
16887-00-6	Chloride	5.0	5.0	0.84	mg/L	U		1	SM 4500 Cl- B

1B-IN
INORGANIC ANALYSIS DATA SHEET
GENERAL CHEMISTRY

Client Sample ID: SW-5099-XX
Lab Sample ID: 460-117087-12
Lab Name: TestAmerica Edison
Job No.: 460-117087-1
SDG ID.:
Matrix: Water
Date Sampled: 07/13/2016 09:50
Reporting Basis: WET
Date Received: 07/13/2016 19:00

CAS No.	Analyte	Result	RL	MDL	Units	C	Q	DIL	Method
16887-00-6	Chloride	22.5	5.0	0.84	mg/L			1	SM 4500 Cl- B

1B-IN
INORGANIC ANALYSIS DATA SHEET
GENERAL CHEMISTRY

Client Sample ID: MW-502-XX
Lab Sample ID: 460-117087-14
Lab Name: TestAmerica Edison
Job No.: 460-117087-1
SDG ID.:
Matrix: Water
Date Sampled: 07/13/2016 12:00
Reporting Basis: WET
Date Received: 07/13/2016 19:00

CAS No.	Analyte	Result	RL	MDL	Units	C	Q	DIL	Method
16887-00-6	Chloride	22.5	5.0	0.84	mg/L			1	SM 4500 Cl- B

1B-IN
INORGANIC ANALYSIS DATA SHEET
GENERAL CHEMISTRY

Client Sample ID: MW-46MI-XX
Lab Sample ID: 460-117087-15
Lab Name: TestAmerica Edison
Job No.: 460-117087-1
SDG ID.:
Matrix: Water
Date Sampled: 07/13/2016 10:05
Reporting Basis: WET
Date Received: 07/13/2016 19:00

CAS No.	Analyte	Result	RL	MDL	Units	C	Q	DIL	Method
16887-00-6	Chloride	22.5	5.0	0.84	mg/L			1	SM 4500 Cl- B

1B-IN
INORGANIC ANALYSIS DATA SHEET
GENERAL CHEMISTRY

Client Sample ID: MW-46ML-XX
Lab Sample ID: 460-117087-16
Lab Name: TestAmerica Edison
Job No.: 460-117087-1
SDG ID.:
Matrix: Water
Date Sampled: 07/13/2016 11:40
Reporting Basis: WET
Date Received: 07/13/2016 19:00

CAS No.	Analyte	Result	RL	MDL	Units	C	Q	DIL	Method
16887-00-6	Chloride	5.5	5.0	0.84	mg/L			1	SM 4500 Cl- B

1B-IN
INORGANIC ANALYSIS DATA SHEET
GENERAL CHEMISTRY

Client Sample ID: MW-31GL-XX
Lab Sample ID: 460-117087-17
Lab Name: TestAmerica Edison
Job No.: 460-117087-1
SDG ID.:
Matrix: Water
Date Sampled: 07/13/2016 10:10
Reporting Basis: WET
Date Received: 07/13/2016 19:00

CAS No.	Analyte	Result	RL	MDL	Units	C	Q	DIL	Method
16887-00-6	Chloride	103	10.0	1.7	mg/L			2	SM 4500 Cl- B

1B-IN
INORGANIC ANALYSIS DATA SHEET
GENERAL CHEMISTRY

Client Sample ID: MW-31MI-XX
Lab Sample ID: 460-117087-18
Lab Name: TestAmerica Edison
Job No.: 460-117087-1
SDG ID.:
Matrix: Water
Date Sampled: 07/13/2016 12:00
Reporting Basis: WET
Date Received: 07/13/2016 19:00

CAS No.	Analyte	Result	RL	MDL	Units	C	Q	DIL	Method
16887-00-6	Chloride	66.5	5.0	0.84	mg/L			1	SM 4500 Cl- B

1B-IN
INORGANIC ANALYSIS DATA SHEET
GENERAL CHEMISTRY

Client Sample ID: MW-31ML-XX
Lab Sample ID: 460-117087-19
Lab Name: TestAmerica Edison
Job No.: 460-117087-1
SDG ID.:
Matrix: Water
Date Sampled: 07/13/2016 11:10
Reporting Basis: WET
Date Received: 07/13/2016 19:00

CAS No.	Analyte	Result	RL	MDL	Units	C	Q	DIL	Method
16887-00-6	Chloride	27.5	5.0	0.84	mg/L			1	SM 4500 Cl- B

Appendix C

Support Documentation

TestAmerica Edison
777 New Durham Road
Edison, NJ 08817
Phone (732) 549-3900 Fax (732) 549-3679

Chain of Custody Record

TestAmerica
THE LEADER IN ENVIRONMENTAL TESTING

07/29/2016

Client Information	Sampler: J BYR, A. KELLY, R. WAGNER, D. BROUGHTOFF	Lab PM: Meidhof, Marie A	Carrier Tracking No(s):	COC No: 460-74150-45605.3
Client Contact: Mr. Steve Feldmann	Phone: 908-534-2303	E-Mail: marie.meidhof@testamericainc.com		Page: ~~Page 3 of 5~~ PAGE 1 OF 2
Company: Tetra Tech GEO				Job #: 117087
Address: One Salem Square 295 Route 22 East Suite 104E	Due Date Requested:			Preservation Codes:
City: Whitehouse Station	TAT Requested (days): STANDARD			
State, Zip: NJ, 08889				
Phone:	PO #: Purchase Order Requested			460-117087 Chain of Custody
Email: steve.feldmann@tetratech.com	WO #:			
Project Name: LMC Lockheed Martin, Great Neck-OU1/OU2	Project #: 46018731			K - EDTA, L - EDA, W - ph 4-5, Z - other (specify)
Site: New York	SSOW#:			Other:

Analysis Requested

Sample Identification	Sample Date	Sample Time	Sample Type (C=comp, G=grab)	Matrix (W=water, S=solid, O=waste/oil, BT=Tissue, A=Air)	Field Filtered Sample (Yes or No)	Perform MS/MSD (Yes or No)	300_28D_LL_OF - Bromide	4500_CL_B - Chloride	8260C_SIM, OLM04.2_Vol_LL	1-4-DIOXANE (8260C SIM)	Total Number of containers	Special Instructions/Note:
			Preservation Code:				N	N	A			
MW-45MU-XX	7/12/16	1620	G	Water	N	N	X	X	X	X		-1
MW-16GL-XX	7/12/16	1505	G	Water	N	N	X	X	X	X		-2
SW-N12999-XX	7/12/16	0910	G	Water	W	N	X	X	X	X		-3
SW-N13000-XX	7/12/16	0928	G	Water	N	N	X	X	X	X		-4
SW-13821-XX	7/12/16	0948	G	Water	N	N	X	X	X	X		-5
MW-14MI-XX	7/12/16	1520	G	Water	N	N	X	X	X	X		-6
MW-28MI-XX	7/12/16	1337	G	Water	N	N	X	X	X	X		-7
MW-28GL-XX	7/12/16	1427	G	Water	N	N	X	X	X	X		-8
QC-TB071316	7/13/16	0710	G	Water	N	N			X	X		-9
QC-EB071316	7/13/16	0715	G	Water	N	N	X	X	X	X		-10
ERM-MW-2-XX	7/13/16	1055	G	Water	N	N			X	X		-11

SUB Work

Possible Hazard Identification
☐ Non-Hazard ☐ Flammable ☐ Skin Irritant ☐ Poison B ☐ Unknown ☐ Radiological

Sample Disposal (A fee may be assessed if samples are retained longer than 1 month)
☐ Return To Client ☐ Disposal By Lab ☐ Archive For _____ Months

Deliverable Requested: I, II, III, IV, Other (specify)

Special Instructions/QC Requirements:

Empty Kit Relinquished by:	Date:	Time:	Method of Shipment:

Relinquished by:	Date/Time:	Company	Received by:	Date/Time:	Company
[illegible] TETRA TECH	7/13/16, 1310	TT	[illegible]	7/13/16 1310	TA
[illegible]	7/13/16 19:20	TA	[illegible] 1900	TA 7/13	
Relinquished by:	Date/Time:	Company	Received by:	Date/Time:	Company

Custody Seals Intact: Δ Yes Δ No
Custody Seal No.:
Cooler Temperature(s) °C and Other Remarks:

1.5/1.5 I Rff 7 [illegible] 770691

TestAmerica Edison
777 New Durham Road
Edison, NJ 08817
Phone (732) 549-3900 Fax (732) 549-3679

Chain of Custody Record

TestAmerica
THE LEADER IN ENVIRONMENTAL TESTING

07/29/2016

Client Information	Sampler: J. BUK, A. KELLY, R. WAGNER, D. FRANKENHOUSE	Lab PM: Meidhof, Marie A	Carrier Tracking No(s):	COC No: 460-74150-45605.4
Client Contact: Mr. Steve Feldmann	Phone:	E-Mail: marie.meidhof@testamericainc.com		Page: ~~Page 1 of 1~~ PAGE 2 OF 2
Company: Tetra Tech GEO				Job #: 117087
Address: One Salem Square 295 Route 22 East Suite 104E	Due Date Requested:			
City: Whitehouse Station	TAT Requested (days): STANDARD			
State, Zip: NJ, 08889				
Phone:	PO #: Purchase Order Requested			
Email: steve.feldmann@tetratech.com	WO #:			
Project Name: LMC Lockheed Martin, Great Neck-OU1/OU2	Project #: 46018731			
Site: New York	SSOW#:			

Analysis Requested

Preservation Codes:
A - HCL, B - NaOH, C - Zn Acetate, D - Nitric Acid, E - NaHSO4, F - MeOH, G - Amchlor, H - Ascorbic Acid, I - Ice, J - DI Water, K - EDTA, L - EDA
M - Hexane, N - None, O - AsNaO2, P - Na2O4S, Q - Na2SO3, R - Na2S2O3, S - H2SO4, T - TSP Dodecahydrate, U - Acetone, V - MCAA, W - ph 4-5, Z - other (specify)
Other:

Sample Identification	Sample Date	Sample Time	Sample Type (C=comp, G=grab)	Matrix (W=water, S=solid, O=waste/oil, BT=Tissue, A=Air)	Field Filtered Sample (Yes or No)	Perform MS/MSD (Yes or No)	300_28D_LL_OF - Bromide	4500_CL_B - Chloride	8260C_SIM, OLM04.2 Vol_LL	1-4-Dioxane (8260C SIM)	Total Number of containers	Special Instructions/Note:
			Preservation Code:				N	N	A			
SW-5099-XX	7/13/16	0950	G	Water	N	N	X	X	X	X		-12
MW-35GL-XX	7/13/16	1123	G	Water	N	N			X	X		-13
MW-502-XX	7/13/16	1200	G	Water	N	N	X	X	X	X		-14
MW-46MI-XX	7/13/16	1005	G	Water	N	N	X	X	X	X		-15
MW-46MI-MS	7/13/16	1005	G	Water	N	N	X	X	X	X		-15
MW-46MI-MSD	7/13/16	1005	G	Water	N	N	X	X	X	X		-15
MW-46ML-XX	7/13/16	1140	G	Water	N	N	X	X	X	X		-16
MW-31GL-XX	7/13/16	1010	G	Water	N	N	X	X	X	X		-17
MW-31MI-XX	7/13/16	1200	G	Water	N	N	X	X	X	X		-18
MW-31ML-XX	7/13/16	1110	G	Water	N	N	X	X	X	X		-19
				Water								

Possible Hazard Identification
☐ Non-Hazard ☐ Flammable ☐ Skin Irritant ☐ Poison B ☐ Unknown ☐ Radiological

Sample Disposal (A fee may be assessed if samples are retained longer than 1 month)
☐ Return To Client ☐ Disposal By Lab ☐ Archive For _____ Months

Deliverable Requested: I, II, III, IV, Other (specify)

Special Instructions/QC Requirements:

Empty Kit Relinquished by:	Date:	Time:	Method of Shipment:

Relinquished by:	Date/Time:	Company	Received by:	Date/Time:	Company
[signature] TETRA TECH	7/13/16, 1310	TT	[signature]	7/13/16 / 1310	TA
[signature]	7/13/16 1900	TA	[signature]	1900	TA - 7/13
Relinquished by:	Date/Time:	Company	Received by:	Date/Time:	Company

Custody Seals Intact:	Custody Seal No.:	Cooler Temperature(s) °C and Other Remarks:
Δ Yes Δ No		

Job Number: 117087

TestAmerica Edison
Receipt Temperature and pH Log

Page ____ of ____

Number of Coolers: 1 IR Gun # 7

Cooler Temperatures

	RAW	CORRECTED		RAW	CORRECTED		RAW	CORRECTED
Cooler #1:	1.5 °C	1.5 °C	Cooler #4:	°C	°C	Cooler #7:	°C	°C
Cooler #2:	°C	°C	Cooler #5:	°C	°C	Cooler #8:	°C	°C
Cooler #3:	°C	°C	Cooler #6:	°C	°C	Cooler #9:	°C	°C

TALS Sample Number	Ammonia (pH<2)	COD (pH<2)	Nitrate Nitrite (pH<2)	Metals* (pH<2)	Hardness (pH<2)	Pest (pH 5-9)	EPH or QAM (pH<2)	Phenols (pH<2)	Sulfide (pH>9)	TKN (pH<2)	TOC (pH<2)	Total Cyanide (pH>12)	Total Phos (pH<2)	Other	Other

If pH adjustments are required record the information below:

Sample No(s). adjusted: _____

Preservative Name/Conc.: _____ Volume of Preservative used (ml): _____

Lot # of Preservative(s): _____ Expiration Date: _____

The appropriate Project Manager and Department Manager should be notified about the samples which were pH adjusted.

** Samples for Metal analysis which are out of compliance must be acidified at least 24 hours prior to analysis.*

Initials: [illegible] Date: 7/12/16

EDS-WI-038, Rev 4, 06/09/2014

TestAmerica Edison
777 New Durham Road
Edison, NJ 08817
Phone (732) 549-3900 Fax (732) 549-3679

Chain of Custody Record

460-117087 Chain of Custody

tAmerica
ER IN ENVIRONMENTAL TESTING

Client Information (Sub Contract Lab)	Sampler:	Lab PM: Meidhof, Marie A	460-46120.1
Client Contact: Shipping/Receiving	Phone:	E-Mail: marie.meidhof@testamericainc.com	Page: Page 1 of 2
Company: TestAmerica Laboratories, Inc.			Job #: 460-117087-1
Address: 301 Alpha Drive, RIDC Park,	Due Date Requested: 7/25/2016		
City: Pittsburgh	TAT Requested (days):		
State, Zip: PA, 15238			
Phone: 412-963-7058(Tel) 412-963-2468(Fax)	PO #:		
Email:	WO #:		
Project Name: LMC Lockheed Martin, Great Neck-OU1/OU2	Project #: 46018731		
Site: Tetra Tech - Lockheed Martin, New Hyde	SSOW#:		

Analysis Requested

Preservation Codes:

A - HCL, B - NaOH, C - Zn Acetate, D - Nitric Acid, E - NaHSO4, F - MeOH, G - Amchlor, H - Ascorbic Acid, I - Ice, J - DI Water, K - EDTA, L - EDA, M - Hexane, N - None, O - AsNaO2, P - Na2O4S, Q - Na2SO3, R - Na2S2O3, S - H2SO4, T - TSP Dodecahydrate, U - Acetone, V - MCAA, W - ph 4-5, Z - other (specify)

Other:

Sample Identification - Client ID (Lab ID)	Sample Date	Sample Time	Sample Type (C=comp, G=grab)	Matrix (W=water, S=solid, O=waste/oil, BT=Tissue, A=Air)	Field Filtered Sample (Yes or No)	Perform MS/MSD (Yes or No)	300_28D_LL_OF/ Bromide (Low Level)	Total Number of containers	Special Instructions/Note:
			Preservation Code:						
MW-45MU-XX (460-117087-1)	7/12/16	16:20 Eastern		Water			X	1	
MW-16GL-XX (460-117087-2)	7/12/16	15:05 Eastern		Water			X	1	
SW-N12999-XX (460-117087-3)	7/12/16	09:10 Eastern		Water			X	1	
SW-N13000-XX (460-117087-4)	7/12/16	09:28 Eastern		Water			X	1	
SW-13821-XX (460-117087-5)	7/12/16	09:48 Eastern		Water			X	1	
MW-14MI-XX (460-117087-6)	7/12/16	15:20 Eastern		Water			X	1	
MW-28MI-XX (460-117087-7)	7/12/16	13:37 Eastern		Water			X	1	
MW-28GL-XX (460-117087-8)	7/12/16	14:27 Eastern		Water			X	1	
QC-EB071316 (460-117087-10)	7/13/16	07:15 Eastern		Water			X	1	
SW-5099-XX (460-117087-12)	7/13/16	09:50 Eastern		Water			X	1	
MW-502-XX (460-117087-14)	7/13/16	12:00 Eastern		Water			X	1	

Possible Hazard Identification
Unconfirmed

Sample Disposal (A fee may be assessed if samples are retained longer than 1 month)
☐ *Return To Client* ☐ *Disposal By Lab* ☐ *Archive For* _____ *Months*

Deliverable Requested: I, II, III, IV, Other (specify)

Special Instructions/QC Requirements:

Empty Kit Relinquished by:	Date:	Time:	Method of Shipment:

Relinquished by:	Date/Time: 7/18/16 1800	Company BTA	Received by:	Date/Time: 7/19/16 0920	Company DAB
Relinquished by:	Date/Time:	Company	Received by:	Date/Time:	Company
Relinquished by:	Date/Time:	Company	Received by:	Date/Time:	Company

Custody Seals Intact: Δ Yes Δ No	Custody Seal No.:	Cooler Temperature(s) °C and Other Remarks:

TestAmerica Edison
777 New Durham Road
Edison, NJ 08817
Phone (732) 549-3900 Fax (732) 549-3679

Chain of Custody Record

TestAmerica
THE LEADER IN ENVIRONMENTAL TESTING

Client Information (Sub Contract Lab)	Sampler:	Lab PM: Meidhof, Marie A	Carrier Tracking No(s):	COC No: 460-46120.2
Client Contact: Shipping/Receiving	Phone:	E-Mail: marie.meidhof@testamericainc.com		Page: Page 2 of 2
Company: TestAmerica Laboratories, Inc.				Job #: 460-117087-1
Address: 301 Alpha Drive, RIDC Park,	Due Date Requested: 7/25/2016			
City: Pittsburgh	TAT Requested (days):			
State, Zip: PA, 15238				
Phone: 412-963-7058(Tel) 412-963-2468(Fax)	PO #:			
Email:	WO #:			
Project Name: LMC Lockheed Martin, Great Neck-OU1/OU2	Project #: 46018731			
Site: Tetra Tech - Lockheed Martin, New Hyde	SSOW#:			

Analysis Requested

Preservation Codes:

A - HCL, B - NaOH, C - Zn Acetate, D - Nitric Acid, E - NaHSO4, F - MeOH, G - Amchlor, H - Ascorbic Acid, I - Ice, J - DI Water, K - EDTA, L - EDA, M - Hexane, N - None, O - AsNaO2, P - Na2O4S, Q - Na2SO3, R - Na2S2O3, S - H2SO4, T - TSP Dodecahydrate, U - Acetone, V - MCAA, W - ph 4-5, Z - other (specify)

Other:

Sample Identification - Client ID (Lab ID)	Sample Date	Sample Time	Sample Type (C=Comp, G=grab)	Matrix (W=water, S=solid, O=waste/oil, BT=Tissue, A=Air)	Field Filtered Sample (Yes or No)	Perform MS/MSD (Yes or No)	300_28D_LL_OF/ Bromide (Low Level)	Total Number of containers	Special Instructions/Note:
			Preservation Code:						
MW-46MI-XX (460-117087-15)	7/13/16	10:05 Eastern		Water			X	1	
MW-46MI-XX (460-117087-15MS)	7/13/16	10:05 Eastern	MS	Water			X	1	
MW-46MI-XX (460-117087-15MSD)	7/13/16	10:05 Eastern	MSD	Water			X	1	
MW-46ML-XX (460-117087-16)	7/13/16	11:40 Eastern		Water			X	1	
MW-31GL-XX (460-117087-17)	7/13/16	10:10 Eastern		Water			X	1	
MW-31MI-XX (460-117087-18)	7/13/16	12:00 Eastern		Water			X	1	
MW-31ML-XX (460-117087-19)	7/13/16	11:10 Eastern		Water			X	1	

Possible Hazard Identification
Unconfirmed

Sample Disposal (A fee may be assessed if samples are retained longer than 1 month)
☐ *Return To Client* ☐ *Disposal By Lab* ☐ *Archive For* _____ *Months*

Deliverable Requested: I, II, III, IV, Other (specify)

Special Instructions/QC Requirements:

Empty Kit Relinquished by:	Date:	Time:	Method of Shipment:

Relinquished by:	Date/Time: 7/18/16 1800	Company BTA	Received by:	Date/Time: 7/19/16 0920	Company TAE
Relinquished by:	Date/Time:	Company	Received by:	Date/Time:	Company
Relinquished by:	Date/Time:	Company	Received by:	Date/Time:	Company

Custody Seals Intact: Δ Yes Δ No	Custody Seal No.:	Cooler Temperature(s) °C and Other Remarks:

Login Sample Receipt Checklist

Client: Tetra Tech GEO

Job Number: 460-117087-1

Login Number: 117087
List Number: 1
Creator: Rivera, Kenneth

List Source: TestAmerica Edison

Question	Answer	Comment
Radioactivity wasn't checked or is </= background as measured by a survey meter.	N/A	
The cooler's custody seal, if present, is intact.	True	770691
Sample custody seals, if present, are intact.	N/A	
The cooler or samples do not appear to have been compromised or tampered with.	True	
Samples were received on ice.	True	
Cooler Temperature is acceptable.	True	
Cooler Temperature is recorded.	True	1.5°C, IR #7
COC is present.	True	
COC is filled out in ink and legible.	True	
COC is filled out with all pertinent information.	True	
Is the Field Sampler's name present on COC?	True	
There are no discrepancies between the containers received and the COC.	True	
Samples are received within Holding Time (excluding tests with immediate HTs)	True	
Sample containers have legible labels.	True	
Containers are not broken or leaking.	True	
Sample collection date/times are provided.	True	
Appropriate sample containers are used.	True	
Sample bottles are completely filled.	True	
Sample Preservation Verified.	True	
There is sufficient vol. for all requested analyses, incl. any requested MS/MSDs	True	
Containers requiring zero headspace have no headspace or bubble is <6mm (1/4").	True	
Multiphasic samples are not present.	True	
Samples do not require splitting or compositing.	True	
Residual Chlorine Checked.	N/A	No analysis requiring residual chlorine check assigned.

Login Sample Receipt Checklist

Client: Tetra Tech GEO

Job Number: 460-117087-1

Login Number: 117087
List Number: 2
Creator: Davis, Ellen G

List Source: TestAmerica Pittsburgh
List Creation: 07/19/16 11:01 AM

Question	Answer	Comment
Radioactivity wasn't checked or is </= background as measured by a survey meter.	True	
The cooler's custody seal, if present, is intact.	True	
Sample custody seals, if present, are intact.	True	
The cooler or samples do not appear to have been compromised or tampered with.	True	
Samples were received on ice.	True	
Cooler Temperature is acceptable.	True	
Cooler Temperature is recorded.	True	
COC is present.	True	
COC is filled out in ink and legible.	True	
COC is filled out with all pertinent information.	True	
Is the Field Sampler's name present on COC?	True	
There are no discrepancies between the containers received and the COC.	True	
Samples are received within Holding Time (excluding tests with immediate HTs)	True	
Sample containers have legible labels.	True	
Containers are not broken or leaking.	True	
Sample collection date/times are provided.	True	
Appropriate sample containers are used.	True	
Sample bottles are completely filled.	True	
Sample Preservation Verified.	True	
There is sufficient vol. for all requested analyses, incl. any requested MS/MSDs	True	
Containers requiring zero headspace have no headspace or bubble is <6mm (1/4").	True	
Multiphasic samples are not present.	True	
Samples do not require splitting or compositing.	True	
Residual Chlorine Checked.	N/A	

CASE NARRATIVE

Client: Tetra Tech GEO

Project: LMC Great Neck Groundwater Monitoring

Report Number: 460-117087-1

This case narrative is in the form of an exception report, where only the anomalies related to this report, method specific performance and/or QA/QC issues are discussed. If there are no issues to report, this narrative will include a statement that documents that there are no relevant data issues.

It should be noted that samples with elevated Reporting Limits (RLs) as a result of a dilution may not be able to satisfy customer reporting limits in some cases. Such increases in the RLs are unavoidable but acceptable consequence of sample dilution that enables quantification of target analytes or interferences which exceed the calibration range of the instrument.

Calculations are performed before rounding to avoid round-off errors in calculated results.

All holding times were met and proper preservation noted for the methods performed on these samples, unless otherwise detailed in the individual sections below.

RECEIPT
The samples were received on 7/13/2016 7:00 PM; the samples arrived in good condition, properly preserved and, where required, on ice. The temperature of the cooler at receipt was 1.5º C.

Note: All samples which require thermal preservation are considered acceptable if the arrival temperature is within 2C of the required temperature or method specified range. For samples with a specified temperature of 4C, samples with a temperature ranging from just above freezing temperature of water to 6C shall be acceptable. Samples that are hand delivered immediately following collection may not meet these criteria, however they will be deemed acceptable according to NELAC standards, if there is evidence that the chilling process has begun, such as arrival on ice, etc.

VOLATILE ORGANIC COMPOUNDS (GC-MS) - SELECTED ION MODE (SIM)
Samples MW-45MU-XX (460-117087-1), MW-16GL-XX (460-117087-2), SW-N12999-XX (460-117087-3), SW-N13000-XX (460-117087-4), SW-13821-XX (460-117087-5), MW-14MI-XX (460-117087-6), MW-28MI-XX (460-117087-7), MW-28GL-XX (460-117087-8), QC-TB071316 (460-117087-9), QC-EB071316 (460-117087-10), ERM-MW-2-XX (460-117087-11), SW-5099-XX (460-117087-12), MW-35GL-XX (460-117087-13), MW-502-XX (460-117087-14), MW-46MI-XX (460-117087-15), MW-46ML-XX (460-117087-16), MW-31GL-XX (460-117087-17), MW-31MI-XX (460-117087-18) and MW-31ML-XX (460-117087-19) were analyzed for volatile organic compounds (GC-MS) - Selected Ion Mode (SIM) in accordance with EPA SW-846 Method 8260B SIM. The samples were analyzed on 07/19/2016 and 07/20/2016.

No difficulties were encountered during the volatile organic compounds (GC-MS) - Selected Ion Mode (SIM) analysis.

All quality control parameters were within the acceptance limits.

CLP VOLATILES (LL)
Samples MW-45MU-XX (460-117087-1), MW-16GL-XX (460-117087-2), SW-N12999-XX (460-117087-3), SW-N13000-XX (460-117087-4), SW-13821-XX (460-117087-5), MW-14MI-XX (460-117087-6), MW-28MI-XX (460-117087-7), MW-28GL-XX (460-117087-8), QC-TB071316 (460-117087-9), QC-EB071316 (460-117087-10), ERM-MW-2-XX (460-117087-11), SW-5099-XX (460-117087-12), MW-35GL-XX (460-117087-13), MW-502-XX (460-117087-14), MW-46MI-XX (460-117087-15), MW-46ML-XX (460-117087-16), MW-31GL-XX (460-117087-17), MW-31MI-XX (460-117087-18) and MW-31ML-XX (460-117087-19) were analyzed for CLP volatiles (LL) in accordance with OLM04.2 Method Volatiles (Low Level - LL). The samples were analyzed on 07/19/2016, 07/20/2016 and 07/21/2016.

Samples MW-35GL-XX (460-117087-13)[50X], MW-502-XX (460-117087-14)[5X], MW-46MI-XX (460-117087-15)[2X] and MW-31MI-XX (460-117087-18)[5X] required dilution prior to analysis. The reporting limits have been adjusted accordingly.

No difficulties were encountered during the volatiles analysis.

All quality control parameters were within the acceptance limits.

CHLORIDE
Samples MW-45MU-XX (460-117087-1), MW-16GL-XX (460-117087-2), SW-N12999-XX (460-117087-3), SW-N13000-XX (460-117087-4), SW-13821-XX (460-117087-5), MW-14MI-XX (460-117087-6), MW-28MI-XX (460-117087-7), MW-28GL-XX (460-117087-8), QC-EB071316 (460-117087-10), SW-5099-XX (460-117087-12), MW-502-XX (460-117087-14), MW-46MI-XX (460-117087-15), MW-46ML-XX (460-117087-16), MW-31GL-XX (460-117087-17), MW-31MI-XX (460-117087-18) and MW-31ML-XX (460-117087-19) were analyzed for chloride in accordance with SM 4500 CL B. The samples were analyzed on 07/28/2016.

Samples MW-45MU-XX (460-117087-1)[2X], MW-16GL-XX (460-117087-2)[2X], MW-28MI-XX (460-117087-7)[2X], MW-28GL-XX (460-117087-8)[4X] and MW-31GL-XX (460-117087-17)[2X] required dilution prior to analysis. The reporting limits have been adjusted accordingly.

No difficulties were encountered during the chloride analysis.

All quality control parameters were within the acceptance limits.

ANIONS, ION CHROMATOGRAPHY

Samples MW-45MU-XX (460-117087-1), MW-16GL-XX (460-117087-2), SW-N12999-XX (460-117087-3), SW-N13000-XX (460-117087-4), SW-13821-XX (460-117087-5), MW-14MI-XX (460-117087-6), MW-28MI-XX (460-117087-7), MW-28GL-XX (460-117087-8), QC-EB071316 (460-117087-10), SW-5099-XX (460-117087-12), MW-502-XX (460-117087-14), MW-46MI-XX (460-117087-15), MW-46ML-XX (460-117087-16), MW-31GL-XX (460-117087-17), MW-31MI-XX (460-117087-18) and MW-31ML-XX (460-117087-19) were analyzed for Anions, Ion Chromatography in accordance with EPA Method 300.0_28D Anions by Ion Chromatograph (Low Level - LL). The samples were analyzed on 07/20/2016, 07/21/2016 and 07/22/2016.

Samples MW-28GL-XX (460-117087-8)[5X] and MW-31GL-XX (460-117087-17)[5X] required dilution prior to analysis. The reporting limits have been adjusted accordingly.

No difficulties were encountered during the Anions, Ion Chromatography analysis.

All quality control parameters were within the acceptance limits.

Qualifiers

GC/MS VOA

Qualifier	Qualifier Description
U	Indicates the analyte was analyzed for but not detected.
J	Result is less than the RL but greater than or equal to the MDL and the concentration is an approximate value.

HPLC/IC

Qualifier	Qualifier Description
U	Indicates the analyte was analyzed for but not detected.

General Chemistry

Qualifier	Qualifier Description
U	Indicates the analyte was analyzed for but not detected.

Glossary

Abbreviation	These commonly used abbreviations may or may not be present in this report.
¤	Listed under the "D" column to designate that the result is reported on a dry weight basis
%R	Percent Recovery
CFL	Contains Free Liquid
CNF	Contains no Free Liquid
DER	Duplicate error ratio (normalized absolute difference)
Dil Fac	Dilution Factor
DL, RA, RE, IN	Indicates a Dilution, Re-analysis, Re-extraction, or additional Initial metals/anion analysis of the sample
DLC	Decision level concentration
MDA	Minimum detectable activity
EDL	Estimated Detection Limit
MDC	Minimum detectable concentration
MDL	Method Detection Limit
ML	Minimum Level (Dioxin)
NC	Not Calculated
ND	Not detected at the reporting limit (or MDL or EDL if shown)
PQL	Practical Quantitation Limit
QC	Quality Control
RER	Relative error ratio
RL	Reporting Limit or Requested Limit (Radiochemistry)
RPD	Relative Percent Difference, a measure of the relative difference between two points
TEF	Toxicity Equivalent Factor (Dioxin)
TEQ	Toxicity Equivalent Quotient (Dioxin)

Sample Summary

Client: Tetra Tech GEO
Project/Site: LMC Great Neck Groundwater Monitoring

TestAmerica Job ID: 460-117087-1

Lab Sample ID	Client Sample ID	Matrix	Collected	Received
460-117087-1	MW-45MU-XX	Water	07/12/16 16:20	07/13/16 19:00
460-117087-2	MW-16GL-XX	Water	07/12/16 15:05	07/13/16 19:00
460-117087-3	SW-N12999-XX	Water	07/12/16 09:10	07/13/16 19:00
460-117087-4	SW-N13000-XX	Water	07/12/16 09:28	07/13/16 19:00
460-117087-5	SW-13821-XX	Water	07/12/16 09:48	07/13/16 19:00
460-117087-6	MW-14MI-XX	Water	07/12/16 15:20	07/13/16 19:00
460-117087-7	MW-28MI-XX	Water	07/12/16 13:37	07/13/16 19:00
460-117087-8	MW-28GL-XX	Water	07/12/16 14:27	07/13/16 19:00
460-117087-9	QC-TB071316	Water	07/13/16 07:10	07/13/16 19:00
460-117087-10	QC-EB071316	Water	07/13/16 07:15	07/13/16 19:00
460-117087-11	ERM-MW-2-XX	Water	07/13/16 10:55	07/13/16 19:00
460-117087-12	SW-5099-XX	Water	07/13/16 09:50	07/13/16 19:00
460-117087-13	MW-35GL-XX	Water	07/13/16 11:23	07/13/16 19:00
460-117087-14	MW-502-XX	Water	07/13/16 12:00	07/13/16 19:00
460-117087-15	MW-46MI-XX	Water	07/13/16 10:05	07/13/16 19:00
460-117087-16	MW-46ML-XX	Water	07/13/16 11:40	07/13/16 19:00
460-117087-17	MW-31GL-XX	Water	07/13/16 10:10	07/13/16 19:00
460-117087-18	MW-31MI-XX	Water	07/13/16 12:00	07/13/16 19:00
460-117087-19	MW-31ML-XX	Water	07/13/16 11:10	07/13/16 19:00

Method Summary

Client: Tetra Tech GEO
Project/Site: LMC Great Neck Groundwater Monitoring

TestAmerica Job ID: 460-117087-1

Method	Method Description	Protocol	Laboratory
8260C SIM	Volatile Organic Compounds (GC/MS)	SW846	TAL EDI
OLM04.2/VOL	Volatile Organic Compounds (GC/MS)	OLM04.2	TAL EDI
300.0	Anions, Ion Chromatography	MCAWW	TAL PIT
SM 4500 Cl- B	Chloride	SM	TAL EDI

Protocol References:

MCAWW = "Methods For Chemical Analysis Of Water And Wastes", EPA-600/4-79-020, March 1983 And Subsequent Revisions.
OLM04.2 = "Statement of Work for Organic Analysis", Multi-Media, Multi-Concentration September 1998
SM = "Standard Methods For The Examination Of Water And Wastewater",
SW846 = "Test Methods For Evaluating Solid Waste, Physical/Chemical Methods", Third Edition, November 1986 And Its Updates.

Laboratory References:

TAL EDI = TestAmerica Edison, 777 New Durham Road, Edison, NJ 08817, TEL (732)549-3900
TAL PIT = TestAmerica Pittsburgh, 301 Alpha Drive, RIDC Park, Pittsburgh, PA 15238, TEL (412)963-7058

FORM II
GC/MS VOA SURROGATE RECOVERY

Lab Name: TestAmerica Edison Job No.: 460-117087-1

SDG No.:

Matrix: Water Level: Low

GC Column (1): DB-624 ID: 0.18(mm)

Client Sample ID	Lab Sample ID	DCA #	BFB #
MW-45MU-XX	460-117087-1	103	83
MW-16GL-XX	460-117087-2	111	90
SW-N12999-XX	460-117087-3	113	84
SW-N13000-XX	460-117087-4	111	84
SW-13821-XX	460-117087-5	113	84
MW-14MI-XX	460-117087-6	115	83
MW-28MI-XX	460-117087-7	110	81
MW-28GL-XX	460-117087-8	112	82
QC-TB071316	460-117087-9	122	88
QC-EB071316	460-117087-10	117	86
ERM-MW-2-XX	460-117087-11	110	84
SW-5099-XX	460-117087-12	114	83
MW-35GL-XX	460-117087-13	104	86
MW-502-XX	460-117087-14	111	85
MW-46MI-XX	460-117087-15	108	83
MW-46ML-XX	460-117087-16	111	89
MW-31GL-XX	460-117087-17	118	90
MW-31MI-XX	460-117087-18	112	85
MW-31ML-XX	460-117087-19	119	82
	MB 460-379908/7	125	91
	MB 460-379980/8	120	82
	LCS 460-379908/3	119	90
	LCS 460-379980/4	116	91
	LCSD 460-379908/4	115	88
	LCSD 460-379980/5	112	89

	QC LIMITS
DCA = 1,2-Dichloroethane-d4 (Surr)	60-132
BFB = 4-Bromofluorobenzene	72-123

Column to be used to flag recovery values

FORM II 8260C SIM

FORM VIII
GC/MS VOA INTERNAL STANDARD AREA AND RETENTION TIME SUMMARY

Lab Name: TestAmerica Edison Job No.: 460-117087-1

SDG No.:

Sample No.: CCVIS 460-379908/2 Date Analyzed: 07/19/2016 18:56

Instrument ID: CVOAMS11 GC Column: DB-624 ID: 0.18(mm)

Lab File ID (Standard): N95398.D Heated Purge: (Y/N) N

Calibration ID: 56615

		FB		DXE		CBNZd5	
		AREA #	RT #	AREA #	RT #	AREA #	RT #
12/24 HOUR STD		57106	3.79	31273	4.48	24876	7.38
UPPER LIMIT		114212	4.29	62546	4.98	49752	7.88
LOWER LIMIT		28553	3.29	15637	3.98	12438	6.88
LAB SAMPLE ID	CLIENT SAMPLE ID						
LCS 460-379908/3		49782	3.79	28523	4.48	21313	7.38
LCSD 460-379908/4		53948	3.79	29240	4.48	22262	7.38
MB 460-379908/7		42988	3.79	27509	4.48	18618	7.38
460-117087-9	QC-TB071316	45911	3.79	28213	4.48	20112	7.38
460-117087-10	QC-EB071316	53192	3.79	28525	4.48	21670	7.38
460-117087-1	MW-45MU-XX	56305	3.79	24167	4.48	20814	7.38
460-117087-2	MW-16GL-XX	46452	3.79	23912	4.48	19159	7.38
460-117087-3	SW-N12999-XX	49245	3.79	24038	4.48	20020	7.38
460-117087-4	SW-N13000-XX	50303	3.79	23910	4.48	19511	7.38
460-117087-5	SW-13821-XX	47909	3.79	24261	4.48	18901	7.38
460-117087-6	MW-14MI-XX	50650	3.79	25367	4.48	19833	7.38
460-117087-7	MW-28MI-XX	49211	3.79	25150	4.48	19040	7.38
460-117087-8	MW-28GL-XX	49090	3.79	25041	4.48	18730	7.38
460-117087-11	ERM-MW-2-XX	47305	3.79	26197	4.48	19176	7.38
460-117087-12	SW-5099-XX	43829	3.79	24528	4.48	17258	7.38

FB = Fluorobenzene
DXE = 1,4-Dioxane-d8
CBNZd5 = Chlorobenzene-d5

Area Limit = 50%-200% of internal standard area
RT Limit = ± 0.5 minutes of internal standard RT

Column used to flag values outside QC limits

FORM VIII 8260C SIM

FORM VIII
GC/MS VOA INTERNAL STANDARD AREA AND RETENTION TIME SUMMARY

Lab Name: TestAmerica Edison Job No.: 460-117087-1

SDG No.:

Sample No.: CCVIS 460-379980/3 Date Analyzed: 07/20/2016 07:02

Instrument ID: CVOAMS11 GC Column: DB-624 ID: 0.18(mm)

Lab File ID (Standard): N95427.D Heated Purge: (Y/N) N

Calibration ID: 56615

		FB		DXE		CBNZd5	
		AREA #	RT #	AREA #	RT #	AREA #	RT #
12/24 HOUR STD		54038	3.79	28126	4.48	21905	7.38
UPPER LIMIT		108076	4.29	56252	4.98	43810	7.88
LOWER LIMIT		27019	3.29	14063	3.98	10953	6.88
LAB SAMPLE ID	CLIENT SAMPLE ID						
LCS 460-379980/4		48727	3.79	28241	4.48	21666	7.38
LCSD 460-379980/5		49270	3.79	28092	4.48	20192	7.38
MB 460-379980/8		49168	3.79	28743	4.48	20549	7.38
460-117087-13	MW-35GL-XX	62168	3.79	25503	4.48	20124	7.38
460-117087-14	MW-502-XX	50976	3.79	27307	4.48	18292	7.38
460-117087-15	MW-46MI-XX	51501	3.79	26499	4.48	17919	7.38
460-117087-16	MW-46ML-XX	40298	3.79	26382	4.48	16354	7.38
460-117087-17	MW-31GL-XX	39462	3.79	25502	4.48	15397	7.38
460-117087-18	MW-31MI-XX	45021	3.79	26601	4.48	16144	7.38
460-117087-19	MW-31ML-XX	38663	3.79	25006	4.48	15896	7.38

FB = Fluorobenzene
DXE = 1,4-Dioxane-d8
CBNZd5 = Chlorobenzene-d5

Area Limit = 50%-200% of internal standard area
RT Limit = ± 0.5 minutes of internal standard RT

Column used to flag values outside QC limits

FORM VIII 8260C SIM

FORM IV
GC/MS VOA METHOD BLANK SUMMARY

Lab Name: TestAmerica Edison Job No.: 460-117087-1

SDG No.:

Lab File ID: N95403.D Lab Sample ID: MB 460-379908/7

Matrix: Water Heated Purge:(Y/N) N

Instrument ID: CVOAMS11 Date Analyzed: 07/19/2016 21:10

GC Column: DB-624 ID: 0.18(mm)

THIS METHOD BLANK APPLIES TO THE FOLLOWING SAMPLES:

CLIENT SAMPLE ID	LAB SAMPLE ID	LAB FILE ID	DATE ANALYZED
	LCS 460-379908/3	N95399.D	07/19/2016 19:21
	LCSD 460-379908/4	N95400.D	07/19/2016 19:46
QC-TB071316	460-117087-9	N95406.D	07/19/2016 22:25
QC-EB071316	460-117087-10	N95408.D	07/19/2016 23:15
MW-45MU-XX	460-117087-1	N95413.D	07/20/2016 01:19
MW-16GL-XX	460-117087-2	N95414.D	07/20/2016 01:44
SW-N12999-XX	460-117087-3	N95415.D	07/20/2016 02:09
SW-N13000-XX	460-117087-4	N95416.D	07/20/2016 02:34
SW-13821-XX	460-117087-5	N95417.D	07/20/2016 02:59
MW-14MI-XX	460-117087-6	N95418.D	07/20/2016 03:24
MW-28MI-XX	460-117087-7	N95419.D	07/20/2016 03:49
MW-28GL-XX	460-117087-8	N95420.D	07/20/2016 04:14
ERM-MW-2-XX	460-117087-11	N95421.D	07/20/2016 04:39
SW-5099-XX	460-117087-12	N95422.D	07/20/2016 05:04

FORM I
GC/MS VOA ORGANICS ANALYSIS DATA SHEET

Lab Name: TestAmerica Edison
Job No.: 460-117087-1
SDG No.:
Client Sample ID:
Lab Sample ID: MB 460-379908/7
Matrix: Water
Lab File ID: N95403.D
Analysis Method: 8260C SIM
Date Collected:
Sample wt/vol: 5(mL)
Date Analyzed: 07/19/2016 21:10
Soil Aliquot Vol:
Dilution Factor: 1
Soil Extract Vol.:
GC Column: DB-624 ID: 0.18(mm)
% Moisture:
Level: (low/med) Low
Analysis Batch No.: 379908
Units: ug/L

CAS NO.	COMPOUND NAME	RESULT	Q	RL	MDL
123-91-1	1,4-Dioxane	0.40	U	0.40	0.11

CAS NO.	SURROGATE	%REC	Q	LIMITS
17060-07-0	1,2-Dichloroethane-d4 (Surr)	125		60-132
460-00-4	4-Bromofluorobenzene	91		72-123

FORM III
GC/MS VOA LAB CONTROL SAMPLE RECOVERY

Lab Name: TestAmerica Edison Job No.: 460-117087-1

SDG No.:

Matrix: Water Level: Low Lab File ID: N95399.D

Lab ID: LCS 460-379908/3 Client ID:

COMPOUND	SPIKE ADDED (ug/L)	LCS CONCENTRATION (ug/L)	LCS % REC	QC LIMITS REC	#
1,2-Dibromo-3-Chloropropane	0.500	0.538	108	23-150	
1,4-Dioxane	20.0	21.3	106	40-160	
Ethylene Dibromide	0.500	0.529	106	60-143	

Column to be used to flag recovery and RPD values

FORM III 8260C SIM

FORM III
GC/MS VOA LAB CONTROL SAMPLE DUPLICATE RECOVERY

Lab Name: TestAmerica Edison Job No.: 460-117087-1

SDG No.:

Matrix: Water Level: Low Lab File ID: N95400.D

Lab ID: LCSD 460-379908/4 Client ID:

COMPOUND	SPIKE ADDED (ug/L)	LCSD CONCENTRATION (ug/L)	LCSD % REC	% RPD	QC LIMITS RPD	QC LIMITS REC	#
1,2-Dibromo-3-Chloropropane	0.500	0.479	96	12	30	23-150	
1,4-Dioxane	20.0	22.3	112	5	30	40-160	
Ethylene Dibromide	0.500	0.539	108	2	30	60-143	

Column to be used to flag recovery and RPD values

FORM III 8260C SIM

FORM IV
GC/MS VOA METHOD BLANK SUMMARY

Lab Name: TestAmerica Edison Job No.: 460-117087-1

SDG No.:

Lab File ID: N95432.D Lab Sample ID: MB 460-379980/8

Matrix: Water Heated Purge:(Y/N) N

Instrument ID: CVOAMS11 Date Analyzed: 07/20/2016 09:24

GC Column: DB-624 ID: 0.18(mm)

THIS METHOD BLANK APPLIES TO THE FOLLOWING SAMPLES:

CLIENT SAMPLE ID	LAB SAMPLE ID	LAB FILE ID	DATE ANALYZED
	LCS 460-379980/4	N95428.D	07/20/2016 07:35
	LCSD 460-379980/5	N95429.D	07/20/2016 08:00
MW-35GL-XX	460-117087-13	N95436.D	07/20/2016 11:04
MW-502-XX	460-117087-14	N95438.D	07/20/2016 11:54
MW-46MI-XX	460-117087-15	N95439.D	07/20/2016 12:18
MW-46ML-XX	460-117087-16	N95440.D	07/20/2016 12:43
MW-31GL-XX	460-117087-17	N95441.D	07/20/2016 13:08
MW-31MI-XX	460-117087-18	N95442.D	07/20/2016 13:33
MW-31ML-XX	460-117087-19	N95443.D	07/20/2016 13:58

FORM I
GC/MS VOA ORGANICS ANALYSIS DATA SHEET

Lab Name: TestAmerica Edison
Job No.: 460-117087-1
SDG No.:
Client Sample ID:
Lab Sample ID: MB 460-379980/8
Matrix: Water
Lab File ID: N95432.D
Analysis Method: 8260C SIM
Date Collected:
Sample wt/vol: 5(mL)
Date Analyzed: 07/20/2016 09:24
Soil Aliquot Vol:
Dilution Factor: 1
Soil Extract Vol.:
GC Column: DB-624 ID: 0.18(mm)
% Moisture:
Level: (low/med) Low
Analysis Batch No.: 379980
Units: ug/L

CAS NO.	COMPOUND NAME	RESULT	Q	RL	MDL
123-91-1	1,4-Dioxane	0.40	U	0.40	0.11

CAS NO.	SURROGATE	%REC	Q	LIMITS
17060-07-0	1,2-Dichloroethane-d4 (Surr)	120		60-132
460-00-4	4-Bromofluorobenzene	82		72-123

FORM III
GC/MS VOA LAB CONTROL SAMPLE RECOVERY

Lab Name: TestAmerica Edison Job No.: 460-117087-1

SDG No.:

Matrix: Water Level: Low Lab File ID: N95428.D

Lab ID: LCS 460-379980/4 Client ID:

COMPOUND	SPIKE ADDED (ug/L)	LCS CONCENTRATION (ug/L)	LCS % REC	QC LIMITS REC	#
1,2-Dibromo-3-Chloropropane	0.500	0.503	101	23-150	
1,4-Dioxane	20.0	21.4	107	40-160	
Ethylene Dibromide	0.500	0.521	104	60-143	

Column to be used to flag recovery and RPD values

FORM III 8260C SIM

FORM III
GC/MS VOA LAB CONTROL SAMPLE DUPLICATE RECOVERY

Lab Name: TestAmerica Edison Job No.: 460-117087-1

SDG No.:

Matrix: Water Level: Low Lab File ID: N95429.D

Lab ID: LCSD 460-379980/5 Client ID:

COMPOUND	SPIKE ADDED (ug/L)	LCSD CONCENTRATION (ug/L)	LCSD % REC	% RPD	QC LIMITS RPD	QC LIMITS REC	#
1,2-Dibromo-3-Chloropropane	0.500	0.442	88	13	30	23-150	
1,4-Dioxane	20.0	20.0	100	7	30	40-160	
Ethylene Dibromide	0.500	0.452	90	14	30	60-143	

Column to be used to flag recovery and RPD values

FORM III 8260C SIM

FORM V
GC/MS VOA INSTRUMENT PERFORMANCE CHECK
BROMOFLUOROBENZENE (BFB)

Lab Name: TestAmerica Edison Job No.: 460-117087-1

SDG No.:

Lab File ID: N94845.D BFB Injection Date: 07/05/2016

Instrument ID: CVOAMS11 BFB Injection Time: 14:00

Analysis Batch No.: 377390

M/E	ION ABUNDANCE CRITERIA	% RELATIVE ABUNDANCE	
50	15.0 - 40.0 % of mass 95	18.5	
75	30.0 - 60.0 % of mass 95	49.0	
95	Base Peak, 100% relative abundance	100.0	
96	5.0 - 9.0 % of mass 95	7.2	
173	Less than 2.0 % of mass 174	0.1	(0.1) 1
174	50.0 - 120.00 % of mass 95	78.5	
175	5.0 - 9.0 % of mass 174	6.3	(8.0) 1
176	95.0 - 101.0 % of mass 174	75.2	(95.8) 1
177	5.0 - 9.0 % of mass 176	5.2	(6.9) 2

1-Value is % mass 174 2-Value is % mass 176

THIS CHECK APPLIES TO THE FOLLOWING SAMPLES, MS, MSD, BLANKS AND STANDARDS:

CLIENT SAMPLE ID	LAB SAMPLE ID	LAB FILE ID	DATE ANALYZED	TIME ANALYZED
	STD002 460-377390/10	N94854.D	07/05/2016	18:01
	STD005 460-377390/11	N94855.D	07/05/2016	18:44
	STD01 460-377390/12	N94856.D	07/05/2016	19:09
	STD05 460-377390/13	N94857.D	07/05/2016	19:34
	STD1 460-377390/14	N94858.D	07/05/2016	19:59
	STD2 460-377390/15	N94859.D	07/05/2016	20:25

FORM VI
GC/MS VOA BY INTERNAL STANDARD - INITIAL CALIBRATION DATA
CURVE EVALUATION

Lab Name: TestAmerica Edison Job No.: 460-117087-1 Analy Batch No.: 377390

SDG No.:

Instrument ID: CVOAMS11 GC Column: DB-624 ID: 0.18(mm) Heated Purge: (Y/N) N

Calibration Start Date: 07/05/2016 18:01 Calibration End Date: 07/05/2016 20:25 Calibration ID: 56615

Calibration Files:

LEVEL:	LAB SAMPLE ID:	LAB FILE ID:
Level 1	STD002 460-377390/10	N94854.D
Level 2	STD005 460-377390/11	N94855.D
Level 3	STD01 460-377390/12	N94856.D
Level 4	STD05 460-377390/13	N94857.D
Level 5	STD1 460-377390/14	N94858.D
Level 6	STD2 460-377390/15	N94859.D

ANALYTE	RRF					CURVE TYPE	COEFFICIENT			#	MIN RRF	%RSD	#	MAX %RSD	R^2 OR COD	#	MIN R^2 OR COD
	LVL 1 LVL 6	LVL 2	LVL 3	LVL 4	LVL 5		B	M1	M2								
Chloroform	0.9009 0.5769	0.7281	0.6592	0.5668	0.5763	Ave		0.6680			0.2000	19.5		20.0			
Benzene	2.1444 1.2362	1.6112	1.4563	1.2232	1.2596	QuaF		1.2672	-0.015281		0.5000				1.0000		0.9900
1,4-Dioxane	1.4270 1.1686	0.9029	1.0902	1.1135	1.1872	Ave		1.1483				14.8		20.0			
Ethylene Dibromide	0.4805 0.3888	0.3859	0.4224	0.3793	0.3860	Ave		0.4072			0.1000	9.6		20.0			
1,2,3-Trichloropropane	0.8118 0.6140	0.6433	0.6770	0.6028	0.6246	Ave		0.6622				11.7		20.0			
1,2-Dibromo-3-Chloropropane	0.0786 0.0691	0.0666	0.0924	0.0702	0.0713	Ave		0.0747			0.0500	12.8		20.0			
1,2-Dichloroethane-d4 (Surr)	0.3320 0.3166	0.3355	0.3190	0.2991	0.3093	Ave		0.3186				4.3		20.0			
4-Bromofluorobenzene	0.7134 0.6902	0.6917	0.7160	0.6914	0.6878	Ave		0.6984				1.8		20.0			

Note: The m1 coefficient is the same as Ave RRF for an Ave curve type.

FORM V
GC/MS VOA INSTRUMENT PERFORMANCE CHECK
BROMOFLUOROBENZENE (BFB)

Lab Name: TestAmerica Edison Job No.: 460-117087-1

SDG No.:

Lab File ID: N95397.D BFB Injection Date: 07/19/2016

Instrument ID: CVOAMS11 BFB Injection Time: 18:33

Analysis Batch No.: 379908

M/E	ION ABUNDANCE CRITERIA	% RELATIVE ABUNDANCE	
50	15.0 - 40.0 % of mass 95	20.8	
75	30.0 - 60.0 % of mass 95	51.7	
95	Base Peak, 100% relative abundance	100.0	
96	5.0 - 9.0 % of mass 95	6.8	
173	Less than 2.0 % of mass 174	0.2	(0.2) 1
174	50.0 - 120.00 % of mass 95	69.6	
175	5.0 - 9.0 % of mass 174	5.5	(7.9) 1
176	95.0 - 101.0 % of mass 174	69.0	(99.1) 1
177	5.0 - 9.0 % of mass 176	4.0	(5.8) 2

1-Value is % mass 174 2-Value is % mass 176

THIS CHECK APPLIES TO THE FOLLOWING SAMPLES, MS, MSD, BLANKS AND STANDARDS:

CLIENT SAMPLE ID	LAB SAMPLE ID	LAB FILE ID	DATE ANALYZED	TIME ANALYZED
	CCVIS 460-379908/2	N95398.D	07/19/2016	18:56
	LCS 460-379908/3	N95399.D	07/19/2016	19:21
	LCSD 460-379908/4	N95400.D	07/19/2016	19:46
	MB 460-379908/7	N95403.D	07/19/2016	21:10
QC-TB071316	460-117087-9	N95406.D	07/19/2016	22:25
QC-EB071316	460-117087-10	N95408.D	07/19/2016	23:15
MW-45MU-XX	460-117087-1	N95413.D	07/20/2016	01:19
MW-16GL-XX	460-117087-2	N95414.D	07/20/2016	01:44
SW-N12999-XX	460-117087-3	N95415.D	07/20/2016	02:09
SW-N13000-XX	460-117087-4	N95416.D	07/20/2016	02:34
SW-13821-XX	460-117087-5	N95417.D	07/20/2016	02:59
MW-14MI-XX	460-117087-6	N95418.D	07/20/2016	03:24
MW-28MI-XX	460-117087-7	N95419.D	07/20/2016	03:49
MW-28GL-XX	460-117087-8	N95420.D	07/20/2016	04:14
ERM-MW-2-XX	460-117087-11	N95421.D	07/20/2016	04:39
SW-5099-XX	460-117087-12	N95422.D	07/20/2016	05:04

FORM VII
GC/MS VOA CONTINUING CALIBRATION DATA

Lab Name: TestAmerica Edison Job No.: 460-117087-1

SDG No.:

Lab Sample ID: CCVIS 460-379908/2 Calibration Date: 07/19/2016 18:56

Instrument ID: CVOAMS11 Calib Start Date: 07/05/2016 18:01

GC Column: DB-624 ID: 0.18(mm) Calib End Date: 07/05/2016 20:25

Lab File ID: N95398.D Conc. Units: ug/L Heated Purge: (Y/N) N

ANALYTE	CURVE TYPE	AVE RRF	RRF	MIN RRF	CALC AMOUNT	SPIKE AMOUNT	%D	MAX %D
Chloroform	Ave	0.6680	0.6914	0.2000	0.518	0.500	3.5	20.0
Benzene	QuaF		1.295	0.5000	0.514	0.500	2.8	20.0
1,4-Dioxane	Ave	1.148	0.9911		17.3	20.0	-13.7	50.0
Ethylene Dibromide	Ave	0.4072	0.4285	0.1000	0.526	0.500	5.2	20.0
1,2,3-Trichloropropane	Ave	0.6622	0.5825		0.440	0.500	-12.0	20.0
1,2-Dibromo-3-Chloropropane	Ave	0.0747	0.0722	0.0500	0.483	0.500	-3.4	50.0
1,2-Dichloroethane-d4 (Surr)	Ave	0.3186	0.3699		0.580	0.500	16.1	20.0
4-Bromofluorobenzene	Ave	0.6984	0.6230		0.446	0.500	-10.8	20.0

FORM V
GC/MS VOA INSTRUMENT PERFORMANCE CHECK
BROMOFLUOROBENZENE (BFB)

Lab Name: TestAmerica Edison Job No.: 460-117087-1

SDG No.:

Lab File ID: N95425.D BFB Injection Date: 07/20/2016

Instrument ID: CVOAMS11 BFB Injection Time: 06:13

Analysis Batch No.: 379980

M/E	ION ABUNDANCE CRITERIA	% RELATIVE ABUNDANCE	
50	15.0 - 40.0 % of mass 95	21.2	
75	30.0 - 60.0 % of mass 95	50.8	
95	Base Peak, 100% relative abundance	100.0	
96	5.0 - 9.0 % of mass 95	7.1	
173	Less than 2.0 % of mass 174	0.0	(0.0) 1
174	50.0 - 120.00 % of mass 95	70.9	
175	5.0 - 9.0 % of mass 174	5.3	(7.5) 1
176	95.0 - 101.0 % of mass 174	68.6	(96.7) 1
177	5.0 - 9.0 % of mass 176	4.6	(6.7) 2

1-Value is % mass 174 2-Value is % mass 176

THIS CHECK APPLIES TO THE FOLLOWING SAMPLES, MS, MSD, BLANKS AND STANDARDS:

CLIENT SAMPLE ID	LAB SAMPLE ID	LAB FILE ID	DATE ANALYZED	TIME ANALYZED
	CCVIS 460-379980/3	N95427.D	07/20/2016	07:02
	LCS 460-379980/4	N95428.D	07/20/2016	07:35
	LCSD 460-379980/5	N95429.D	07/20/2016	08:00
	MB 460-379980/8	N95432.D	07/20/2016	09:24
MW-35GL-XX	460-117087-13	N95436.D	07/20/2016	11:04
MW-502-XX	460-117087-14	N95438.D	07/20/2016	11:54
MW-46MI-XX	460-117087-15	N95439.D	07/20/2016	12:18
MW-46ML-XX	460-117087-16	N95440.D	07/20/2016	12:43
MW-31GL-XX	460-117087-17	N95441.D	07/20/2016	13:08
MW-31MI-XX	460-117087-18	N95442.D	07/20/2016	13:33
MW-31ML-XX	460-117087-19	N95443.D	07/20/2016	13:58

FORM VII
GC/MS VOA CONTINUING CALIBRATION DATA

Lab Name: TestAmerica Edison Job No.: 460-117087-1

SDG No.:

Lab Sample ID: CCVIS 460-379980/3 Calibration Date: 07/20/2016 07:02

Instrument ID: CVOAMS11 Calib Start Date: 07/05/2016 18:01

GC Column: DB-624 ID: 0.18(mm) Calib End Date: 07/05/2016 20:25

Lab File ID: N95427.D Conc. Units: ug/L Heated Purge: (Y/N) N

ANALYTE	CURVE TYPE	AVE RRF	RRF	MIN RRF	CALC AMOUNT	SPIKE AMOUNT	%D	MAX %D
Chloroform	Ave	0.6680	0.5593	0.2000	0.419	0.500	-16.3	20.0
Benzene	QuaF		1.231	0.5000	0.489	0.500	-2.3	20.0
1,4-Dioxane	Ave	1.148	1.180		20.5	20.0	2.7	50.0
Ethylene Dibromide	Ave	0.4072	0.3660	0.1000	0.449	0.500	-10.1	20.0
1,2,3-Trichloropropane	Ave	0.6622	0.5486		0.414	0.500	-17.2	20.0
1,2-Dibromo-3-Chloropropane	Ave	0.0747	0.0600	0.0500	0.402	0.500	-19.7	50.0
1,2-Dichloroethane-d4 (Surr)	Ave	0.3186	0.3519		0.552	0.500	10.5	20.0
4-Bromofluorobenzene	Ave	0.6984	0.5793		0.415	0.500	-17.1	20.0

FORM II
GC/MS VOA SURROGATE RECOVERY

Lab Name: TestAmerica Edison Job No.: 460-117087-1

SDG No.:

Matrix: Water Level: Low

GC Column (1): Rtx-624 ID: 0.25(mm)

Client Sample ID	Lab Sample ID	DCA #	TOL #	BFB #
MW-45MU-XX	460-117087-1	109	99	93
MW-16GL-XX	460-117087-2	105	101	94
SW-N12999-XX	460-117087-3	105	100	92
SW-N13000-XX	460-117087-4	105	101	95
SW-13821-XX	460-117087-5	112	97	94
MW-14MI-XX	460-117087-6	102	99	93
MW-28MI-XX	460-117087-7	104	100	92
MW-28GL-XX	460-117087-8	104	101	95
QC-TB071316	460-117087-9	104	101	94
QC-EB071316	460-117087-10	100	102	95
ERM-MW-2-XX	460-117087-11	105	102	93
SW-5099-XX	460-117087-12	105	101	95
MW-35GL-XX	460-117087-13	110	101	90
MW-502-XX	460-117087-14	106	99	95
MW-46MI-XX	460-117087-15	112	99	89
MW-46ML-XX	460-117087-16	103	99	95
MW-31GL-XX	460-117087-17	106	99	91
MW-31MI-XX	460-117087-18	104	98	94
MW-31ML-XX	460-117087-19	99	102	92
	MB 460-379691/8	104	102	94
	MB 460-379918/8	108	101	94
	MB 460-380141/8	111	100	96
	LCS 460-379691/4	100	104	99
	LCS 460-379918/4	107	100	100
	LCS 460-380141/4	104	102	100
	LCSD 460-379691/5	101	100	101
MW-46MI-XX MS	460-117087-15 MS	100	104	98
	460-117088-A-13 MS	102	102	107
MW-46MI-XX MSD	460-117087-15 MSD	104	102	100
	460-117088-A-13 MSD	104	98	104
	STOBLK 460-380141/29	104	100	95

	QC LIMITS
DCA = 1,2-Dichloroethane-d4 (Surr)	76-114
TOL = Toluene-d8 (Surr)	88-110
BFB = Bromofluorobenzene	86-115

Column to be used to flag recovery values

FORM II OLM04.2/VOL

FORM VIII
GC/MS VOA INTERNAL STANDARD AREA AND RETENTION TIME SUMMARY

Lab Name: TestAmerica Edison Job No.: 460-117087-1

SDG No.:

Sample No.: CCVIS 460-379691/3 Date Analyzed: 07/19/2016 01:12

Instrument ID: CVOAMS7 GC Column: Rtx-624 ID: 0.25(mm)

Lab File ID (Standard): V45897.D Heated Purge: (Y/N) N

Calibration ID: 56633

		BCM		DFBZ		CBNZd5	
		AREA #	RT #	AREA #	RT #	AREA #	RT #
12/24 HOUR STD		117345	4.09	603276	4.78	604346	6.62
UPPER LIMIT		234690	4.59	1206552	5.28	1208692	7.12
LOWER LIMIT		58673	3.59	301638	4.28	302173	6.12
LAB SAMPLE ID	CLIENT SAMPLE ID						
LCS 460-379691/4		123292	4.09	623967	4.78	627981	6.62
LCSD 460-379691/5		122321	4.09	661141	4.78	641480	6.62
MB 460-379691/8		117400	4.09	639724	4.78	590241	6.62
460-117087-9	QC-TB071316	120631	4.09	640433	4.78	607984	6.62
460-117087-10	QC-EB071316	119211	4.09	640803	4.79	604080	6.62
460-117087-2	MW-16GL-XX	116117	4.09	619096	4.78	588347	6.62
460-117087-17	MW-31GL-XX	113516	4.09	612467	4.79	585737	6.62
460-117087-19	MW-31ML-XX	117710	4.09	587486	4.78	572365	6.62
460-117087-1	MW-45MU-XX	112547	4.09	591654	4.78	585959	6.62
460-117087-4	SW-N13000-XX	112964	4.09	593221	4.78	568748	6.62
460-117087-6	MW-14MI-XX	115079	4.09	603724	4.78	580670	6.62
460-117087-7	MW-28MI-XX	110929	4.09	572108	4.78	550551	6.62
460-117087-8	MW-28GL-XX	114392	4.09	575369	4.78	562972	6.62
460-117087-11	ERM-MW-2-XX	112852	4.09	616231	4.78	569247	6.62
460-117087-12	SW-5099-XX	115362	4.09	593531	4.78	580907	6.62

BCM = Chlorobromomethane
DFBZ = 1,4-Difluorobenzene
CBNZd5 = Chlorobenzene-d5

Area Limit = 50%-200% of internal standard area
RT Limit = ± 0.5 minutes of internal standard RT

Column used to flag values outside QC limits

FORM VIII OLM04.2/VOL

FORM VIII
GC/MS VOA INTERNAL STANDARD AREA AND RETENTION TIME SUMMARY

Lab Name: TestAmerica Edison Job No.: 460-117087-1

SDG No.:

Sample No.: CCVIS 460-379918/3 Date Analyzed: 07/19/2016 21:27

Instrument ID: CVOAMS7 GC Column: Rtx-624 ID: 0.25(mm)

Lab File ID (Standard): V45928.D Heated Purge: (Y/N) N

Calibration ID: 56633

		BCM		DFBZ		CBNZd5	
		AREA #	RT #	AREA #	RT #	AREA #	RT #
12/24 HOUR STD		118770	4.09	592560	4.78	571138	6.62
UPPER LIMIT		237540	4.59	1185120	5.28	1142276	7.12
LOWER LIMIT		59385	3.59	296280	4.28	285569	6.12
LAB SAMPLE ID	CLIENT SAMPLE ID						
LCS 460-379918/4		109259	4.09	573190	4.78	569486	6.62
MB 460-379918/8		110460	4.09	578119	4.78	544636	6.62
460-117087-3	SW-N12999-XX	111754	4.09	572273	4.78	551529	6.62
460-117087-5	SW-13821-XX	105999	4.09	563125	4.78	543884	6.62
460-117087-15	MW-46MI-XX	107890	4.09	569152	4.78	544869	6.62
460-117087-13	MW-35GL-XX	106295	4.09	576072	4.78	538437	6.62
460-117087-15 MS	MW-46MI-XX MS	109345	4.09	555082	4.78	548656	6.62
460-117087-15 MSD	MW-46MI-XX MSD	109764	4.09	575720	4.78	574326	6.62

BCM = Chlorobromomethane
DFBZ = 1,4-Difluorobenzene
CBNZd5 = Chlorobenzene-d5

Area Limit = 50%-200% of internal standard area
RT Limit = ± 0.5 minutes of internal standard RT

Column used to flag values outside QC limits

FORM VIII OLM04.2/VOL

FORM VIII
GC/MS VOA INTERNAL STANDARD AREA AND RETENTION TIME SUMMARY

Lab Name: TestAmerica Edison Job No.: 460-117087-1

SDG No.:

Sample No.: CCVIS 460-380141/3 Date Analyzed: 07/20/2016 20:27

Instrument ID: CVOAMS7 GC Column: Rtx-624 ID: 0.25(mm)

Lab File ID (Standard): V45959.D Heated Purge: (Y/N) N

Calibration ID: 56633

		BCM		DFBZ		CBNZd5	
		AREA #	RT #	AREA #	RT #	AREA #	RT #
12/24 HOUR STD		110653	4.09	572452	4.78	553978	6.62
UPPER LIMIT		221306	4.59	1144904	5.28	1107956	7.12
LOWER LIMIT		55327	3.59	286226	4.28	276989	6.12
LAB SAMPLE ID	CLIENT SAMPLE ID						
LCS 460-380141/4		106198	4.09	567780	4.78	547364	6.62
MB 460-380141/8		106030	4.09	570069	4.78	548708	6.62
460-117087-16	MW-46ML-XX	104471	4.09	552903	4.78	528269	6.62
460-117087-14	MW-502-XX	105563	4.09	552112	4.78	531638	6.62
460-117087-18	MW-31MI-XX	103487	4.09	542583	4.78	528876	6.62
460-117088-A-13 MS		105403	4.09	526400	4.78	542334	6.62
460-117088-A-13 MSD		105162	4.09	544784	4.78	535461	6.62
STOBLK 460-380141/29		102389	4.09	525187	4.78	514203	6.62

BCM = Chlorobromomethane
DFBZ = 1,4-Difluorobenzene
CBNZd5 = Chlorobenzene-d5

Area Limit = 50%-200% of internal standard area
RT Limit = ± 0.5 minutes of internal standard RT

Column used to flag values outside QC limits

FORM VIII OLM04.2/VOL

FORM IV
GC/MS VOA METHOD BLANK SUMMARY

Lab Name: TestAmerica Edison Job No.: 460-117087-1

SDG No.:

Lab File ID: V45902.D Lab Sample ID: MB 460-379691/8

Matrix: Water Heated Purge:(Y/N) N

Instrument ID: CVOAMS7 Date Analyzed: 07/19/2016 03:07

GC Column: Rtx-624 ID: 0.25(mm)

THIS METHOD BLANK APPLIES TO THE FOLLOWING SAMPLES:

CLIENT SAMPLE ID	LAB SAMPLE ID	LAB FILE ID	DATE ANALYZED
	LCS 460-379691/4	V45898.D	07/19/2016 01:35
	LCSD 460-379691/5	V45899.D	07/19/2016 01:58
QC-TB071316	460-117087-9	V45904.D	07/19/2016 03:53
QC-EB071316	460-117087-10	V45905.D	07/19/2016 04:16
MW-16GL-XX	460-117087-2	V45906.D	07/19/2016 04:39
MW-31GL-XX	460-117087-17	V45907.D	07/19/2016 05:02
MW-31ML-XX	460-117087-19	V45908.D	07/19/2016 05:25
MW-45MU-XX	460-117087-1	V45911.D	07/19/2016 06:34
SW-N13000-XX	460-117087-4	V45913.D	07/19/2016 07:20
MW-14MI-XX	460-117087-6	V45915.D	07/19/2016 08:06
MW-28MI-XX	460-117087-7	V45916.D	07/19/2016 08:29
MW-28GL-XX	460-117087-8	V45917.D	07/19/2016 08:52
ERM-MW-2-XX	460-117087-11	V45918.D	07/19/2016 09:15
SW-5099-XX	460-117087-12	V45919.D	07/19/2016 09:38

FORM I
GC/MS VOA ORGANICS ANALYSIS DATA SHEET

Lab Name: TestAmerica Edison | Job No.: 460-117087-1

SDG No.:

Client Sample ID: | Lab Sample ID: MB 460-379691/8

Matrix: Water | Lab File ID: V45902.D

Analysis Method: OLM04.2/VOL | Date Collected:

Sample wt/vol: 5(mL) | Date Analyzed: 07/19/2016 03:07

Soil Aliquot Vol: | Dilution Factor: 1

Soil Extract Vol.: | GC Column: Rtx-624 ID: 0.25(mm)

% Moisture: | Level: (low/med) Low

Analysis Batch No.: 379691 | Units: ug/L

CAS NO.	COMPOUND NAME	RESULT	Q	RL	MDL
71-55-6	1,1,1-Trichloroethane	1.0	U	1.0	0.10
79-34-5	1,1,2,2-Tetrachloroethane	1.0	U	1.0	0.10
76-13-1	1,1,2-Trichloro-1,2,2-trifluoroethane	1.0	U	1.0	0.10
79-00-5	1,1,2-Trichloroethane	1.0	U	1.0	0.10
75-34-3	1,1-Dichloroethane	1.0	U	1.0	0.10
75-35-4	1,1-Dichloroethene	1.0	U	1.0	0.10
120-82-1	1,2,4-Trichlorobenzene	1.0	U	1.0	0.10
96-12-8	1,2-Dibromo-3-Chloropropane	1.0	U	1.0	0.10
106-93-4	1,2-Dibromoethane	1.0	U	1.0	0.10
95-50-1	1,2-Dichlorobenzene	1.0	U	1.0	0.10
107-06-2	1,2-Dichloroethane	1.0	U	1.0	0.10
78-87-5	1,2-Dichloropropane	1.0	U	1.0	0.10
541-73-1	1,3-Dichlorobenzene	1.0	U	1.0	0.10
106-46-7	1,4-Dichlorobenzene	1.0	U	1.0	0.10
591-78-6	2-Hexanone	1.0	U	1.0	0.10
67-64-1	Acetone	1.0	U	1.0	0.10
71-43-2	Benzene	1.0	U	1.0	0.10
75-27-4	Bromodichloromethane	1.0	U	1.0	0.10
75-25-2	Bromoform	1.0	U	1.0	0.10
74-83-9	Bromomethane	1.0	U	1.0	0.10
75-15-0	Carbon disulfide	1.0	U	1.0	0.10
56-23-5	Carbon tetrachloride	1.0	U	1.0	0.10
108-90-7	Chlorobenzene	1.0	U	1.0	0.10
75-45-6	Chlorodifluoromethane	1.0	U	1.0	0.10
75-00-3	Chloroethane	1.0	U	1.0	0.10
67-66-3	Chloroform	1.0	U	1.0	0.10
74-87-3	Chloromethane	1.0	U	1.0	0.10
156-59-2	cis-1,2-Dichloroethene	1.0	U	1.0	0.10
10061-01-5	cis-1,3-Dichloropropene	1.0	U	1.0	0.10
110-82-7	Cyclohexane	1.0	U	1.0	0.10
124-48-1	Dibromochloromethane	1.0	U	1.0	0.10
75-71-8	Dichlorodifluoromethane	1.0	U	1.0	0.10
100-41-4	Ethylbenzene	1.0	U	1.0	0.10
75-69-4	Freon 11	1.0	U	1.0	0.10
76-15-3	Freon 115	1.0	U	1.0	0.10

FORM I
GC/MS VOA ORGANICS ANALYSIS DATA SHEET

Lab Name: TestAmerica Edison | Job No.: 460-117087-1

SDG No.:

Client Sample ID: | Lab Sample ID: MB 460-379691/8

Matrix: Water | Lab File ID: V45902.D

Analysis Method: OLM04.2/VOL | Date Collected:

Sample wt/vol: 5(mL) | Date Analyzed: 07/19/2016 03:07

Soil Aliquot Vol: | Dilution Factor: 1

Soil Extract Vol.: | GC Column: Rtx-624 ID: 0.25(mm)

% Moisture: | Level: (low/med) Low

Analysis Batch No.: 379691 | Units: ug/L

CAS NO.	COMPOUND NAME	RESULT	Q	RL	MDL
306-83-2	Freon 123	1.0	U	1.0	0.10
75-37-6	Freon 152a	1.0	U	1.0	0.10
98-82-8	Isopropylbenzene	1.0	U	1.0	0.10
179601-23-1	m&p-Xylene	1.0	U	1.0	0.10
79-20-9	Methyl acetate	1.0	U	1.0	0.10
78-93-3	Methyl ethyl ketone (MEK)	1.0	U	1.0	0.10
108-10-1	Methyl isobutyl ketone (MIBK)	1.0	U	1.0	0.10
1634-04-4	Methyl tert-butyl ether	1.0	U	1.0	0.10
108-87-2	Methylcyclohexane	1.0	U	1.0	0.10
75-09-2	Methylene Chloride	1.0	U	1.0	0.10
95-47-6	o-Xylene	1.0	U	1.0	0.10
100-42-5	Styrene	1.0	U	1.0	0.10
127-18-4	Tetrachloroethene	1.0	U	1.0	0.10
108-88-3	Toluene	1.0	U	1.0	0.10
156-60-5	trans-1,2-Dichloroethene	1.0	U	1.0	0.10
10061-02-6	trans-1,3-Dichloropropene	1.0	U	1.0	0.10
79-01-6	Trichloroethene	1.0	U	1.0	0.10
75-01-4	Vinyl chloride	1.0	U	1.0	0.10
1330-20-7	Xylenes, Total	1.0	U	1.0	0.10

CAS NO.	SURROGATE	%REC	Q	LIMITS
17060-07-0	1,2-Dichloroethane-d4 (Surr)	104		76-114
460-00-4	Bromofluorobenzene	94		86-115
2037-26-5	Toluene-d8 (Surr)	102		88-110

FORM I
GC/MS VOA ORGANICS ANALYSIS DATA SHEET
TENTATIVELY IDENTIFIED COMPOUNDS

Lab Name: TestAmerica Edison
Job No.: 460-117087-1
SDG No.:
Client Sample ID:
Lab Sample ID: MB 460-379691/8
Matrix: Water
Lab File ID: V45902.D
Analysis Method: OLM04.2/VOL
Date Collected:
Sample wt/vol: 5(mL)
Date Analyzed: 07/19/2016 03:07
Soil Aliquot Vol:
Dilution Factor: 1
Soil Extract Vol.:
GC Column: Rtx-624 ID: 0.25(mm)
% Moisture:
Level: (low/med) Low
Analysis Batch No.: 379691
Units: ug/L
Number TICs Found: 0
TIC Result Total: 0

CAS NO.	COMPOUND NAME	RT	RESULT	Q	MATCH QUALITY
	Tentatively Identified Compound		None		

FORM III
GC/MS VOA LAB CONTROL SAMPLE RECOVERY

Lab Name: TestAmerica Edison Job No.: 460-117087-1

SDG No.:

Matrix: Water Level: Low Lab File ID: V45898.D

Lab ID: LCS 460-379691/4 Client ID:

COMPOUND	SPIKE ADDED (ug/L)	LCS CONCENTRATION (ug/L)	LCS % REC	QC LIMITS REC	#
1,1,1-Trichloroethane	50.0	49.9	100	70-130	
1,1,2,2-Tetrachloroethane	50.0	51.4	103	70-130	
1,1,2-Trichloro-1,2,2-trifluoroethane	50.0	41.3	83	70-130	
1,1,2-Trichloroethane	50.0	50.1	100	70-130	
1,1-Dichloroethane	50.0	48.1	96	70-130	
1,1-Dichloroethene	50.0	49.4	99	61-145	
1,2,4-Trichlorobenzene	50.0	46.1	92	70-130	
1,2-Dibromo-3-Chloropropane	50.0	45.7	91	70-130	
1,2-Dibromoethane	50.0	44.4	89	70-130	
1,2-Dichlorobenzene	50.0	44.5	89	70-130	
1,2-Dichloroethane	50.0	50.5	101	70-130	
1,2-Dichloropropane	50.0	48.9	98	70-130	
1,3-Dichlorobenzene	50.0	44.9	90	70-130	
1,4-Dichlorobenzene	50.0	43.5	87	70-130	
2-Hexanone	50.0	52.8	106	70-130	
Acetone	50.0	50.8	102	70-130	
Benzene	50.0	50.5	101	76-127	
Bromodichloromethane	50.0	52.2	104	70-130	
Bromoform	50.0	49.6	99	70-130	
Bromomethane	50.0	50.4	101	70-130	
Carbon disulfide	50.0	48.7	97	70-130	
Carbon tetrachloride	50.0	48.5	97	70-130	
Chlorobenzene	50.0	49.8	100	75-130	
Chlorodifluoromethane	50.0	44.2	88	70-130	
Chloroethane	50.0	47.8	96	70-130	
Chloroform	50.0	49.1	98	70-130	
Chloromethane	50.0	47.4	95	70-130	
cis-1,2-Dichloroethene	50.0	50.1	100	70-130	
cis-1,3-Dichloropropene	50.0	52.3	105	70-130	
Cyclohexane	50.0	42.5	85	70-130	
Dibromochloromethane	50.0	50.0	100	70-130	
Dichlorodifluoromethane	50.0	40.8	82	70-130	
Ethylbenzene	50.0	48.3	97	70-130	
Freon 11	50.0	41.7	83	70-130	
Freon 115	50.0	45.3	91	70-130	
Freon 123	50.0	46.5	93	70-130	
Freon 152a	50.0	45.4	91	70-130	
Isopropylbenzene	50.0	41.9	84	70-130	
m&p-Xylene	100	98.7	99	70-130	
Methyl acetate	50.0	43.7	87	70-130	
Methyl ethyl ketone (MEK)	50.0	47.7	95	70-130	

Column to be used to flag recovery and RPD values

FORM III OLM04.2/VOL

FORM III
GC/MS VOA LAB CONTROL SAMPLE RECOVERY

Lab Name: TestAmerica Edison Job No.: 460-117087-1

SDG No.:

Matrix: Water Level: Low Lab File ID: V45898.D

Lab ID: LCS 460-379691/4 Client ID:

COMPOUND	SPIKE ADDED (ug/L)	LCS CONCENTRATION (ug/L)	LCS % REC	QC LIMITS REC	#
Methyl isobutyl ketone (MIBK)	50.0	52.0	104	70-130	
Methyl tert-butyl ether	50.0	42.3	85	70-130	
Methylcyclohexane	50.0	42.3	85	70-130	
Methylene Chloride	50.0	48.7	97	70-130	
o-Xylene	50.0	48.3	97	70-130	
Styrene	50.0	49.7	99	70-130	
Tetrachloroethene	50.0	47.9	96	70-130	
Toluene	50.0	49.2	98	76-125	
trans-1,2-Dichloroethene	50.0	48.2	96	70-130	
trans-1,3-Dichloropropene	50.0	51.2	102	70-130	
Trichloroethene	50.0	51.6	103	71-120	
Vinyl chloride	50.0	49.6	99	70-130	
Xylenes, Total	150	147	98	70-130	

Column to be used to flag recovery and RPD values

FORM III OLM04.2/VOL

FORM III
GC/MS VOA LAB CONTROL SAMPLE DUPLICATE RECOVERY

Lab Name: TestAmerica Edison Job No.: 460-117087-1

SDG No.:

Matrix: Water Level: Low Lab File ID: V45899.D

Lab ID: LCSD 460-379691/5 Client ID:

COMPOUND	SPIKE ADDED (ug/L)	LCSD CONCENTRATION (ug/L)	LCSD % REC	% RPD	QC LIMITS RPD	QC LIMITS REC	#
1,1,1-Trichloroethane	50.0	49.2	98	1	30	70-130	
1,1,2,2-Tetrachloroethane	50.0	49.6	99	4	30	70-130	
1,1,2-Trichloro-1,2,2-trifluoroethane	50.0	46.6	93	12	30	70-130	
1,1,2-Trichloroethane	50.0	48.5	97	3	30	70-130	
1,1-Dichloroethane	50.0	50.3	101	4	30	70-130	
1,1-Dichloroethene	50.0	52.2	104	6	14	61-145	
1,2,4-Trichlorobenzene	50.0	46.4	93	1	30	70-130	
1,2-Dibromo-3-Chloropropane	50.0	46.5	93	2	30	70-130	
1,2-Dibromoethane	50.0	44.6	89	0	30	70-130	
1,2-Dichlorobenzene	50.0	44.6	89	0	30	70-130	
1,2-Dichloroethane	50.0	50.8	102	0	30	70-130	
1,2-Dichloropropane	50.0	47.7	95	3	30	70-130	
1,3-Dichlorobenzene	50.0	44.9	90	0	30	70-130	
1,4-Dichlorobenzene	50.0	44.8	90	3	30	70-130	
2-Hexanone	50.0	50.3	101	5	30	70-130	
Acetone	50.0	54.5	109	7	30	70-130	
Benzene	50.0	49.4	99	2	11	76-127	
Bromodichloromethane	50.0	49.8	100	5	30	70-130	
Bromoform	50.0	48.5	97	2	30	70-130	
Bromomethane	50.0	53.0	106	5	30	70-130	
Carbon disulfide	50.0	51.7	103	6	30	70-130	
Carbon tetrachloride	50.0	49.5	99	2	30	70-130	
Chlorobenzene	50.0	51.0	102	2	13	75-130	
Chlorodifluoromethane	50.0	47.2	94	6	30	70-130	
Chloroethane	50.0	51.9	104	8	30	70-130	
Chloroform	50.0	51.0	102	4	30	70-130	
Chloromethane	50.0	50.2	100	6	30	70-130	
cis-1,2-Dichloroethene	50.0	52.8	106	5	30	70-130	
cis-1,3-Dichloropropene	50.0	48.5	97	7	30	70-130	
Cyclohexane	50.0	43.4	87	2	30	70-130	
Dibromochloromethane	50.0	50.0	100	0	30	70-130	
Dichlorodifluoromethane	50.0	44.2	88	8	30	70-130	
Ethylbenzene	50.0	51.4	103	6	30	70-130	
Freon 11	50.0	45.6	91	9	30	70-130	
Freon 115	50.0	47.6	95	5	30	70-130	
Freon 123	50.0	50.5	101	8	30	70-130	
Freon 152a	50.0	48.8	98	7	30	70-130	
Isopropylbenzene	50.0	44.7	89	6	30	70-130	
m&p-Xylene	100	104	104	6	30	70-130	
Methyl acetate	50.0	45.8	92	5	30	70-130	
Methyl ethyl ketone (MEK)	50.0	49.2	98	3	30	70-130	

Column to be used to flag recovery and RPD values

FORM III OLM04.2/VOL

FORM III
GC/MS VOA LAB CONTROL SAMPLE DUPLICATE RECOVERY

Lab Name: TestAmerica Edison Job No.: 460-117087-1

SDG No.:

Matrix: Water Level: Low Lab File ID: V45899.D

Lab ID: LCSD 460-379691/5 Client ID:

COMPOUND	SPIKE ADDED (ug/L)	LCSD CONCENTRATION (ug/L)	LCSD % REC	% RPD	QC LIMITS RPD	QC LIMITS REC	#
Methyl isobutyl ketone (MIBK)	50.0	52.4	105	1	30	70-130	
Methyl tert-butyl ether	50.0	45.4	91	7	30	70-130	
Methylcyclohexane	50.0	43.9	88	4	30	70-130	
Methylene Chloride	50.0	50.8	102	4	30	70-130	
o-Xylene	50.0	51.1	102	6	30	70-130	
Styrene	50.0	51.5	103	3	30	70-130	
Tetrachloroethene	50.0	49.9	100	4	30	70-130	
Toluene	50.0	50.9	102	3	13	76-125	
trans-1,2-Dichloroethene	50.0	51.4	103	6	30	70-130	
trans-1,3-Dichloropropene	50.0	48.9	98	5	30	70-130	
Trichloroethene	50.0	50.7	101	2	14	71-120	
Vinyl chloride	50.0	52.1	104	5	30	70-130	
Xylenes, Total	150	155	104	6	30	70-130	

Column to be used to flag recovery and RPD values

FORM III OLM04.2/VOL

FORM IV
GC/MS VOA METHOD BLANK SUMMARY

Lab Name: TestAmerica Edison Job No.: 460-117087-1

SDG No.:

Lab File ID: V45933.D Lab Sample ID: MB 460-379918/8

Matrix: Water Heated Purge:(Y/N) N

Instrument ID: CVOAMS7 Date Analyzed: 07/19/2016 23:24

GC Column: Rtx-624 ID: 0.25(mm)

THIS METHOD BLANK APPLIES TO THE FOLLOWING SAMPLES:

CLIENT SAMPLE ID	LAB SAMPLE ID	LAB FILE ID	DATE ANALYZED
	LCS 460-379918/4	V45929.D	07/19/2016 21:50
SW-N12999-XX	460-117087-3	V45937.D	07/20/2016 00:56
SW-13821-XX	460-117087-5	V45938.D	07/20/2016 01:19
MW-46MI-XX	460-117087-15	V45945.D	07/20/2016 03:59
MW-35GL-XX	460-117087-13	V45946.D	07/20/2016 04:22
MW-46MI-XX MS	460-117087-15 MS	V45947.D	07/20/2016 04:45
MW-46MI-XX MSD	460-117087-15 MSD	V45948.D	07/20/2016 05:08

FORM I
GC/MS VOA ORGANICS ANALYSIS DATA SHEET

Lab Name: TestAmerica Edison | Job No.: 460-117087-1

SDG No.:

Client Sample ID: | Lab Sample ID: MB 460-379918/8

Matrix: Water | Lab File ID: V45933.D

Analysis Method: OLM04.2/VOL | Date Collected:

Sample wt/vol: 5(mL) | Date Analyzed: 07/19/2016 23:24

Soil Aliquot Vol: | Dilution Factor: 1

Soil Extract Vol.: | GC Column: Rtx-624 ID: 0.25(mm)

% Moisture: | Level: (low/med) Low

Analysis Batch No.: 379918 | Units: ug/L

CAS NO.	COMPOUND NAME	RESULT	Q	RL	MDL
71-55-6	1,1,1-Trichloroethane	1.0	U	1.0	0.10
79-34-5	1,1,2,2-Tetrachloroethane	1.0	U	1.0	0.10
76-13-1	1,1,2-Trichloro-1,2,2-trifluoroethane	1.0	U	1.0	0.10
79-00-5	1,1,2-Trichloroethane	1.0	U	1.0	0.10
75-34-3	1,1-Dichloroethane	1.0	U	1.0	0.10
75-35-4	1,1-Dichloroethene	1.0	U	1.0	0.10
120-82-1	1,2,4-Trichlorobenzene	1.0	U	1.0	0.10
96-12-8	1,2-Dibromo-3-Chloropropane	1.0	U	1.0	0.10
106-93-4	1,2-Dibromoethane	1.0	U	1.0	0.10
95-50-1	1,2-Dichlorobenzene	1.0	U	1.0	0.10
107-06-2	1,2-Dichloroethane	1.0	U	1.0	0.10
78-87-5	1,2-Dichloropropane	1.0	U	1.0	0.10
541-73-1	1,3-Dichlorobenzene	1.0	U	1.0	0.10
106-46-7	1,4-Dichlorobenzene	1.0	U	1.0	0.10
591-78-6	2-Hexanone	1.0	U	1.0	0.10
67-64-1	Acetone	1.0	U	1.0	0.10
71-43-2	Benzene	1.0	U	1.0	0.10
75-27-4	Bromodichloromethane	1.0	U	1.0	0.10
75-25-2	Bromoform	1.0	U	1.0	0.10
74-83-9	Bromomethane	1.0	U	1.0	0.10
75-15-0	Carbon disulfide	1.0	U	1.0	0.10
56-23-5	Carbon tetrachloride	1.0	U	1.0	0.10
108-90-7	Chlorobenzene	1.0	U	1.0	0.10
75-45-6	Chlorodifluoromethane	1.0	U	1.0	0.10
75-00-3	Chloroethane	1.0	U	1.0	0.10
67-66-3	Chloroform	1.0	U	1.0	0.10
74-87-3	Chloromethane	1.0	U	1.0	0.10
156-59-2	cis-1,2-Dichloroethene	1.0	U	1.0	0.10
10061-01-5	cis-1,3-Dichloropropene	1.0	U	1.0	0.10
110-82-7	Cyclohexane	1.0	U	1.0	0.10
124-48-1	Dibromochloromethane	1.0	U	1.0	0.10
75-71-8	Dichlorodifluoromethane	1.0	U	1.0	0.10
100-41-4	Ethylbenzene	1.0	U	1.0	0.10
75-69-4	Freon 11	1.0	U	1.0	0.10
76-15-3	Freon 115	1.0	U	1.0	0.10

FORM I
GC/MS VOA ORGANICS ANALYSIS DATA SHEET

Lab Name: TestAmerica Edison | Job No.: 460-117087-1

SDG No.:

Client Sample ID: | Lab Sample ID: MB 460-379918/8

Matrix: Water | Lab File ID: V45933.D

Analysis Method: OLM04.2/VOL | Date Collected:

Sample wt/vol: 5(mL) | Date Analyzed: 07/19/2016 23:24

Soil Aliquot Vol: | Dilution Factor: 1

Soil Extract Vol.: | GC Column: Rtx-624 ID: 0.25(mm)

% Moisture: | Level: (low/med) Low

Analysis Batch No.: 379918 | Units: ug/L

CAS NO.	COMPOUND NAME	RESULT	Q	RL	MDL
306-83-2	Freon 123	1.0	U	1.0	0.10
75-37-6	Freon 152a	1.0	U	1.0	0.10
98-82-8	Isopropylbenzene	1.0	U	1.0	0.10
179601-23-1	m&p-Xylene	1.0	U	1.0	0.10
79-20-9	Methyl acetate	1.0	U	1.0	0.10
78-93-3	Methyl ethyl ketone (MEK)	1.0	U	1.0	0.10
108-10-1	Methyl isobutyl ketone (MIBK)	1.0	U	1.0	0.10
1634-04-4	Methyl tert-butyl ether	1.0	U	1.0	0.10
108-87-2	Methylcyclohexane	1.0	U	1.0	0.10
75-09-2	Methylene Chloride	1.0	U	1.0	0.10
95-47-6	o-Xylene	1.0	U	1.0	0.10
100-42-5	Styrene	1.0	U	1.0	0.10
127-18-4	Tetrachloroethene	1.0	U	1.0	0.10
108-88-3	Toluene	1.0	U	1.0	0.10
156-60-5	trans-1,2-Dichloroethene	1.0	U	1.0	0.10
10061-02-6	trans-1,3-Dichloropropene	1.0	U	1.0	0.10
79-01-6	Trichloroethene	1.0	U	1.0	0.10
75-01-4	Vinyl chloride	1.0	U	1.0	0.10
1330-20-7	Xylenes, Total	1.0	U	1.0	0.10

CAS NO.	SURROGATE	%REC	Q	LIMITS
17060-07-0	1,2-Dichloroethane-d4 (Surr)	108		76-114
460-00-4	Bromofluorobenzene	94		86-115
2037-26-5	Toluene-d8 (Surr)	101		88-110

FORM I
GC/MS VOA ORGANICS ANALYSIS DATA SHEET
TENTATIVELY IDENTIFIED COMPOUNDS

Lab Name: TestAmerica Edison Job No.: 460-117087-1

SDG No.:

Client Sample ID: Lab Sample ID: MB 460-379918/8

Matrix: Water Lab File ID: V45933.D

Analysis Method: OLM04.2/VOL Date Collected:

Sample wt/vol: 5(mL) Date Analyzed: 07/19/2016 23:24

Soil Aliquot Vol: Dilution Factor: 1

Soil Extract Vol.: GC Column: Rtx-624 ID: 0.25(mm)

% Moisture: Level: (low/med) Low

Analysis Batch No.: 379918 Units: ug/L

Number TICs Found: 0 TIC Result Total: 0

CAS NO.	COMPOUND NAME	RT	RESULT	Q	MATCH QUALITY
	Tentatively Identified Compound		None		

FORM III
GC/MS VOA LAB CONTROL SAMPLE RECOVERY

Lab Name: TestAmerica Edison Job No.: 460-117087-1

SDG No.:

Matrix: Water Level: Low Lab File ID: V45929.D

Lab ID: LCS 460-379918/4 Client ID:

COMPOUND	SPIKE ADDED (ug/L)	LCS CONCENTRATION (ug/L)	LCS % REC	QC LIMITS REC	#
1,1,1-Trichloroethane	50.0	53.1	106	70-130	
1,1,2,2-Tetrachloroethane	50.0	54.0	108	70-130	
1,1,2-Trichloro-1,2,2-trifluoroethane	50.0	51.2	102	70-130	
1,1,2-Trichloroethane	50.0	54.5	109	70-130	
1,1-Dichloroethane	50.0	49.8	100	70-130	
1,1-Dichloroethene	50.0	54.5	109	61-145	
1,2,4-Trichlorobenzene	50.0	50.9	102	70-130	
1,2-Dibromo-3-Chloropropane	50.0	53.6	107	70-130	
1,2-Dibromoethane	50.0	52.1	104	70-130	
1,2-Dichlorobenzene	50.0	52.9	106	70-130	
1,2-Dichloroethane	50.0	57.6	115	70-130	
1,2-Dichloropropane	50.0	54.9	110	70-130	
1,3-Dichlorobenzene	50.0	51.1	102	70-130	
1,4-Dichlorobenzene	50.0	51.5	103	70-130	
2-Hexanone	50.0	54.3	109	70-130	
Acetone	50.0	62.5	125	70-130	
Benzene	50.0	53.7	107	76-127	
Bromodichloromethane	50.0	55.1	110	70-130	
Bromoform	50.0	55.3	111	70-130	
Bromomethane	50.0	57.4	115	70-130	
Carbon disulfide	50.0	54.7	109	70-130	
Carbon tetrachloride	50.0	51.1	102	70-130	
Chlorobenzene	50.0	53.0	106	75-130	
Chlorodifluoromethane	50.0	52.2	104	70-130	
Chloroethane	50.0	54.9	110	70-130	
Chloroform	50.0	55.9	112	70-130	
Chloromethane	50.0	58.1	116	70-130	
cis-1,2-Dichloroethene	50.0	53.3	107	70-130	
cis-1,3-Dichloropropene	50.0	56.0	112	70-130	
Cyclohexane	50.0	48.1	96	70-130	
Dibromochloromethane	50.0	53.0	106	70-130	
Dichlorodifluoromethane	50.0	50.7	101	70-130	
Ethylbenzene	50.0	51.4	103	70-130	
Freon 11	50.0	51.6	103	70-130	
Freon 115	50.0	50.6	101	70-130	
Freon 123	50.0	50.3	101	70-130	
Freon 152a	50.0	52.3	105	70-130	
Isopropylbenzene	50.0	50.9	102	70-130	
m&p-Xylene	100	107	107	70-130	
Methyl acetate	50.0	49.5	99	70-130	
Methyl ethyl ketone (MEK)	50.0	61.4	123	70-130	

Column to be used to flag recovery and RPD values

FORM III OLM04.2/VOL

FORM III
GC/MS VOA LAB CONTROL SAMPLE RECOVERY

Lab Name: TestAmerica Edison Job No.: 460-117087-1

SDG No.:

Matrix: Water Level: Low Lab File ID: V45929.D

Lab ID: LCS 460-379918/4 Client ID:

COMPOUND	SPIKE ADDED (ug/L)	LCS CONCENTRATION (ug/L)	LCS % REC	QC LIMITS REC	#
Methyl isobutyl ketone (MIBK)	50.0	52.6	105	70-130	
Methyl tert-butyl ether	50.0	51.9	104	70-130	
Methylcyclohexane	50.0	49.8	100	70-130	
Methylene Chloride	50.0	59.6	119	70-130	
o-Xylene	50.0	51.5	103	70-130	
Styrene	50.0	52.1	104	70-130	
Tetrachloroethene	50.0	48.0	96	70-130	
Toluene	50.0	49.1	98	76-125	
trans-1,2-Dichloroethene	50.0	55.6	111	70-130	
trans-1,3-Dichloropropene	50.0	56.9	114	70-130	
Trichloroethene	50.0	48.7	97	71-120	
Vinyl chloride	50.0	56.7	113	70-130	
Xylenes, Total	150	159	106	70-130	

Column to be used to flag recovery and RPD values

FORM III OLM04.2/VOL

FORM III
GC/MS VOA MATRIX SPIKE RECOVERY

Lab Name: TestAmerica Edison Job No.: 460-117087-1

SDG No.:

Matrix: Water Level: Low Lab File ID: V45947.D

Lab ID: 460-117087-15 MS Client ID: MW-46MI-XX MS

COMPOUND	SPIKE ADDED (ug/L)	SAMPLE CONCENTRATION (ug/L)	MS CONCENTRATION (ug/L)	MS % REC	QC LIMITS REC	#
1,1,1-Trichloroethane	250	2.0 U	220	88	70-130	
1,1,2,2-Tetrachloroethane	250	2.0 U	227	91	70-130	
1,1,2-Trichloro-1,2,2-trifluoroethane	250	21	233	85	70-130	
1,1,2-Trichloroethane	250	2.0 U	241	96	70-130	
1,1-Dichloroethane	250	2.0 U	232	93	70-130	
1,1-Dichloroethene	250	0.89 J	205	81	61-145	
1,2,4-Trichlorobenzene	250	2.0 U	197	79	70-130	
1,2-Dibromo-3-Chloropropane	250	2.0 U	236	95	70-130	
1,2-Dibromoethane	250	2.0 U	235	94	70-130	
1,2-Dichlorobenzene	250	2.0 U	224	90	70-130	
1,2-Dichloroethane	250	2.0 U	244	98	70-130	
1,2-Dichloropropane	250	2.0 U	239	96	70-130	
1,3-Dichlorobenzene	250	2.0 U	218	87	70-130	
1,4-Dichlorobenzene	250	2.0 U	217	87	70-130	
2-Hexanone	250	2.0 U	236	94	70-130	
Acetone	250	2.0 U	248	99	70-130	
Benzene	250	2.0 U	227	91	76-127	
Bromodichloromethane	250	2.0 U	235	94	70-130	
Bromoform	250	2.0 U	242	97	70-130	
Bromomethane	250	2.0 U	227	91	70-130	
Carbon disulfide	250	2.0 U	203	81	70-130	
Carbon tetrachloride	250	2.0 U	208	83	70-130	
Chlorobenzene	250	2.0 U	222	89	75-130	
Chlorodifluoromethane	250	2.0 U	231	92	70-130	
Chloroethane	250	2.0 U	212	85	70-130	
Chloroform	250	1.3 J	233	93	70-130	
Chloromethane	250	2.0 U	220	88	70-130	
cis-1,2-Dichloroethene	250	340	559	89	70-130	
cis-1,3-Dichloropropene	250	2.0 U	230	92	70-130	
Cyclohexane	250	2.0 U	213	85	70-130	
Dibromochloromethane	250	2.0 U	234	94	70-130	
Dichlorodifluoromethane	250	2.0 U	222	89	70-130	
Ethylbenzene	250	2.0 U	215	86	70-130	
Freon 11	250	1.0 J	221	88	70-130	
Freon 115	250	2.0 U	215	86	70-130	
Freon 123	250	2.0 U	229	92	70-130	
Freon 152a	250	2.0 U	233	93	70-130	
Isopropylbenzene	250	2.0 U	215	86	70-130	
m&p-Xylene	500	2.0 U	444	89	70-130	
Methyl acetate	250	2.0 U	244	98	70-130	
Methyl ethyl ketone (MEK)	250	2.0 U	260	104	70-130	

Column to be used to flag recovery and RPD values

FORM III OLM04.2/VOL

FORM III
GC/MS VOA MATRIX SPIKE RECOVERY

Lab Name: TestAmerica Edison Job No.: 460-117087-1

SDG No.:

Matrix: Water Level: Low Lab File ID: V45947.D

Lab ID: 460-117087-15 MS Client ID: MW-46MI-XX MS

COMPOUND	SPIKE ADDED (ug/L)	SAMPLE CONCENTRATION (ug/L)	MS CONCENTRATION (ug/L)	MS % REC	QC LIMITS REC	#
Methyl isobutyl ketone (MIBK)	250	2.0 U	229	92	70-130	
Methyl tert-butyl ether	250	2.0 U	245	98	70-130	
Methylcyclohexane	250	2.0 U	219	88	70-130	
Methylene Chloride	250	2.0 U	250	100	70-130	
o-Xylene	250	2.0 U	218	87	70-130	
Styrene	250	2.0 U	212	85	70-130	
Tetrachloroethene	250	41	244	81	70-130	
Toluene	250	2.0 U	221	89	76-125	
trans-1,2-Dichloroethene	250	1.6 J	217	86	70-130	
trans-1,3-Dichloropropene	250	2.0 U	238	95	70-130	
Trichloroethene	250	130	350	90	71-120	
Vinyl chloride	250	2.0 U	199	80	70-130	
Xylenes, Total	750	2.0 U	662	88	70-130	

Column to be used to flag recovery and RPD values

FORM III OLM04.2/VOL

FORM III
GC/MS VOA MATRIX SPIKE DUPLICATE RECOVERY

Lab Name: TestAmerica Edison Job No.: 460-117087-1

SDG No.:

Matrix: Water Level: Low Lab File ID: V45948.D

Lab ID: 460-117087-15 MSD Client ID: MW-46MI-XX MSD

COMPOUND	SPIKE ADDED (ug/L)	MSD CONCENTRATION (ug/L)	MSD % REC	% RPD	QC LIMITS RPD	QC LIMITS REC	#
1,1,1-Trichloroethane	250	233	93	6	30	70-130	
1,1,2,2-Tetrachloroethane	250	237	95	4	30	70-130	
1,1,2-Trichloro-1,2,2-trifluoroethane	250	254	93	9	30	70-130	
1,1,2-Trichloroethane	250	251	100	4	30	70-130	
1,1-Dichloroethane	250	251	101	8	30	70-130	
1,1-Dichloroethene	250	229	91	11	14	61-145	
1,2,4-Trichlorobenzene	250	217	87	10	30	70-130	
1,2-Dibromo-3-Chloropropane	250	255	102	7	30	70-130	
1,2-Dibromoethane	250	233	93	1	30	70-130	
1,2-Dichlorobenzene	250	233	93	4	30	70-130	
1,2-Dichloroethane	250	258	103	6	30	70-130	
1,2-Dichloropropane	250	260	104	8	30	70-130	
1,3-Dichlorobenzene	250	228	91	4	30	70-130	
1,4-Dichlorobenzene	250	227	91	4	30	70-130	
2-Hexanone	250	238	95	1	30	70-130	
Acetone	250	269	108	8	30	70-130	
Benzene	250	245	98	8	11	76-127	
Bromodichloromethane	250	242	97	3	30	70-130	
Bromoform	250	248	99	3	30	70-130	
Bromomethane	250	250	100	9	30	70-130	
Carbon disulfide	250	232	93	13	30	70-130	
Carbon tetrachloride	250	222	89	6	30	70-130	
Chlorobenzene	250	235	94	6	13	75-130	
Chlorodifluoromethane	250	251	101	9	30	70-130	
Chloroethane	250	247	99	15	30	70-130	
Chloroform	250	258	103	10	30	70-130	
Chloromethane	250	253	101	14	30	70-130	
cis-1,2-Dichloroethene	250	609	109	9	30	70-130	
cis-1,3-Dichloropropene	250	250	100	8	30	70-130	
Cyclohexane	250	221	88	3	30	70-130	
Dibromochloromethane	250	238	95	2	30	70-130	
Dichlorodifluoromethane	250	243	97	9	30	70-130	
Ethylbenzene	250	234	93	8	30	70-130	
Freon 11	250	242	96	9	30	70-130	
Freon 115	250	240	96	11	30	70-130	
Freon 123	250	243	97	6	30	70-130	
Freon 152a	250	250	100	7	30	70-130	
Isopropylbenzene	250	230	92	7	30	70-130	
m&p-Xylene	500	470	94	6	30	70-130	
Methyl acetate	250	249	100	2	30	70-130	
Methyl ethyl ketone (MEK)	250	271	108	4	30	70-130	

Column to be used to flag recovery and RPD values

FORM III OLM04.2/VOL

FORM III
GC/MS VOA MATRIX SPIKE DUPLICATE RECOVERY

Lab Name: TestAmerica Edison Job No.: 460-117087-1

SDG No.:

Matrix: Water Level: Low Lab File ID: V45948.D

Lab ID: 460-117087-15 MSD Client ID: MW-46MI-XX MSD

COMPOUND	SPIKE ADDED (ug/L)	MSD CONCENTRATION (ug/L)	MSD % REC	% RPD	QC LIMITS RPD	QC LIMITS REC	#
Methyl isobutyl ketone (MIBK)	250	231	92	1	30	70-130	
Methyl tert-butyl ether	250	256	102	5	30	70-130	
Methylcyclohexane	250	229	92	5	30	70-130	
Methylene Chloride	250	257	103	3	30	70-130	
o-Xylene	250	234	93	7	30	70-130	
Styrene	250	227	91	7	30	70-130	
Tetrachloroethene	250	261	88	7	30	70-130	
Toluene	250	227	91	2	13	76-125	
trans-1,2-Dichloroethene	250	243	97	11	30	70-130	
trans-1,3-Dichloropropene	250	251	101	5	30	70-130	
Trichloroethene	250	369	97	5	14	71-120	
Vinyl chloride	250	233	93	16	30	70-130	
Xylenes, Total	750	704	94	6	30	70-130	

Column to be used to flag recovery and RPD values

FORM III OLM04.2/VOL

FORM IV
GC/MS VOA METHOD BLANK SUMMARY

Lab Name: TestAmerica Edison Job No.: 460-117087-1

SDG No.:

Lab File ID: V45964.D Lab Sample ID: MB 460-380141/8

Matrix: Water Heated Purge:(Y/N) N

Instrument ID: CVOAMS7 Date Analyzed: 07/20/2016 22:21

GC Column: Rtx-624 ID: 0.25(mm)

THIS METHOD BLANK APPLIES TO THE FOLLOWING SAMPLES:

CLIENT SAMPLE ID	LAB SAMPLE ID	LAB FILE ID	DATE ANALYZED
	LCS 460-380141/4	V45960.D	07/20/2016 20:50
MW-46ML-XX	460-117087-16	V45975.D	07/21/2016 02:59
MW-502-XX	460-117087-14	V45978.D	07/21/2016 04:08
MW-31MI-XX	460-117087-18	V45979.D	07/21/2016 04:31
	460-117088-A-13 MS	V45980.D	07/21/2016 04:54
	460-117088-A-13 MSD	V45981.D	07/21/2016 05:17
	STOBLK 460-380141/29	V45985.D	07/21/2016 06:49

FORM I
GC/MS VOA ORGANICS ANALYSIS DATA SHEET

Lab Name: TestAmerica Edison | Job No.: 460-117087-1

SDG No.:

Client Sample ID: | Lab Sample ID: MB 460-380141/8

Matrix: Water | Lab File ID: V45964.D

Analysis Method: OLM04.2/VOL | Date Collected:

Sample wt/vol: 5(mL) | Date Analyzed: 07/20/2016 22:21

Soil Aliquot Vol: | Dilution Factor: 1

Soil Extract Vol.: | GC Column: Rtx-624 ID: 0.25(mm)

% Moisture: | Level: (low/med) Low

Analysis Batch No.: 380141 | Units: ug/L

CAS NO.	COMPOUND NAME	RESULT	Q	RL	MDL
71-55-6	1,1,1-Trichloroethane	1.0	U	1.0	0.10
79-34-5	1,1,2,2-Tetrachloroethane	1.0	U	1.0	0.10
76-13-1	1,1,2-Trichloro-1,2,2-trifluoroethane	1.0	U	1.0	0.10
79-00-5	1,1,2-Trichloroethane	1.0	U	1.0	0.10
75-34-3	1,1-Dichloroethane	1.0	U	1.0	0.10
75-35-4	1,1-Dichloroethene	1.0	U	1.0	0.10
120-82-1	1,2,4-Trichlorobenzene	1.0	U	1.0	0.10
96-12-8	1,2-Dibromo-3-Chloropropane	1.0	U	1.0	0.10
106-93-4	1,2-Dibromoethane	1.0	U	1.0	0.10
95-50-1	1,2-Dichlorobenzene	1.0	U	1.0	0.10
107-06-2	1,2-Dichloroethane	1.0	U	1.0	0.10
78-87-5	1,2-Dichloropropane	1.0	U	1.0	0.10
541-73-1	1,3-Dichlorobenzene	1.0	U	1.0	0.10
106-46-7	1,4-Dichlorobenzene	1.0	U	1.0	0.10
591-78-6	2-Hexanone	1.0	U	1.0	0.10
67-64-1	Acetone	1.0	U	1.0	0.10
71-43-2	Benzene	1.0	U	1.0	0.10
75-27-4	Bromodichloromethane	1.0	U	1.0	0.10
75-25-2	Bromoform	1.0	U	1.0	0.10
74-83-9	Bromomethane	1.0	U	1.0	0.10
75-15-0	Carbon disulfide	1.0	U	1.0	0.10
56-23-5	Carbon tetrachloride	1.0	U	1.0	0.10
108-90-7	Chlorobenzene	1.0	U	1.0	0.10
75-45-6	Chlorodifluoromethane	1.0	U	1.0	0.10
75-00-3	Chloroethane	1.0	U	1.0	0.10
67-66-3	Chloroform	1.0	U	1.0	0.10
74-87-3	Chloromethane	1.0	U	1.0	0.10
156-59-2	cis-1,2-Dichloroethene	1.0	U	1.0	0.10
10061-01-5	cis-1,3-Dichloropropene	1.0	U	1.0	0.10
110-82-7	Cyclohexane	1.0	U	1.0	0.10
124-48-1	Dibromochloromethane	1.0	U	1.0	0.10
75-71-8	Dichlorodifluoromethane	1.0	U	1.0	0.10
100-41-4	Ethylbenzene	1.0	U	1.0	0.10
75-69-4	Freon 11	1.0	U	1.0	0.10
76-15-3	Freon 115	1.0	U	1.0	0.10

FORM I
GC/MS VOA ORGANICS ANALYSIS DATA SHEET

Lab Name: TestAmerica Edison | Job No.: 460-117087-1

SDG No.:

Client Sample ID: | Lab Sample ID: MB 460-380141/8

Matrix: Water | Lab File ID: V45964.D

Analysis Method: OLM04.2/VOL | Date Collected:

Sample wt/vol: 5(mL) | Date Analyzed: 07/20/2016 22:21

Soil Aliquot Vol: | Dilution Factor: 1

Soil Extract Vol.: | GC Column: Rtx-624 ID: 0.25(mm)

% Moisture: | Level: (low/med) Low

Analysis Batch No.: 380141 | Units: ug/L

CAS NO.	COMPOUND NAME	RESULT	Q	RL	MDL
306-83-2	Freon 123	1.0	U	1.0	0.10
75-37-6	Freon 152a	1.0	U	1.0	0.10
98-82-8	Isopropylbenzene	1.0	U	1.0	0.10
179601-23-1	m&p-Xylene	1.0	U	1.0	0.10
79-20-9	Methyl acetate	1.0	U	1.0	0.10
78-93-3	Methyl ethyl ketone (MEK)	1.0	U	1.0	0.10
108-10-1	Methyl isobutyl ketone (MIBK)	1.0	U	1.0	0.10
1634-04-4	Methyl tert-butyl ether	1.0	U	1.0	0.10
108-87-2	Methylcyclohexane	1.0	U	1.0	0.10
75-09-2	Methylene Chloride	1.0	U	1.0	0.10
95-47-6	o-Xylene	1.0	U	1.0	0.10
100-42-5	Styrene	1.0	U	1.0	0.10
127-18-4	Tetrachloroethene	1.0	U	1.0	0.10
108-88-3	Toluene	1.0	U	1.0	0.10
156-60-5	trans-1,2-Dichloroethene	1.0	U	1.0	0.10
10061-02-6	trans-1,3-Dichloropropene	1.0	U	1.0	0.10
79-01-6	Trichloroethene	1.0	U	1.0	0.10
75-01-4	Vinyl chloride	1.0	U	1.0	0.10
1330-20-7	Xylenes, Total	1.0	U	1.0	0.10

CAS NO.	SURROGATE	%REC	Q	LIMITS
17060-07-0	1,2-Dichloroethane-d4 (Surr)	111		76-114
460-00-4	Bromofluorobenzene	96		86-115
2037-26-5	Toluene-d8 (Surr)	100		88-110

FORM I
GC/MS VOA ORGANICS ANALYSIS DATA SHEET
TENTATIVELY IDENTIFIED COMPOUNDS

Lab Name: TestAmerica Edison Job No.: 460-117087-1

SDG No.:

Client Sample ID: Lab Sample ID: MB 460-380141/8

Matrix: Water Lab File ID: V45964.D

Analysis Method: OLM04.2/VOL Date Collected:

Sample wt/vol: 5(mL) Date Analyzed: 07/20/2016 22:21

Soil Aliquot Vol: Dilution Factor: 1

Soil Extract Vol.: GC Column: Rtx-624 ID: 0.25(mm)

% Moisture: Level: (low/med) Low

Analysis Batch No.: 380141 Units: ug/L

Number TICs Found: 0 TIC Result Total: 0

CAS NO.	COMPOUND NAME	RT	RESULT	Q	MATCH QUALITY
	Tentatively Identified Compound		None		

FORM III
GC/MS VOA LAB CONTROL SAMPLE RECOVERY

Lab Name: TestAmerica Edison Job No.: 460-117087-1

SDG No.:

Matrix: Water Level: Low Lab File ID: V45960.D

Lab ID: LCS 460-380141/4 Client ID:

COMPOUND	SPIKE ADDED (ug/L)	LCS CONCENTRATION (ug/L)	LCS % REC	QC LIMITS REC	#
1,1,1-Trichloroethane	50.0	50.7	101	70-130	
1,1,2,2-Tetrachloroethane	50.0	51.4	103	70-130	
1,1,2-Trichloro-1,2,2-trifluoroethane	50.0	54.4	109	70-130	
1,1,2-Trichloroethane	50.0	52.0	104	70-130	
1,1-Dichloroethane	50.0	54.0	108	70-130	
1,1-Dichloroethene	50.0	49.9	100	61-145	
1,2,4-Trichlorobenzene	50.0	52.2	104	70-130	
1,2-Dibromo-3-Chloropropane	50.0	54.3	109	70-130	
1,2-Dibromoethane	50.0	50.7	101	70-130	
1,2-Dichlorobenzene	50.0	50.5	101	70-130	
1,2-Dichloroethane	50.0	53.6	107	70-130	
1,2-Dichloropropane	50.0	50.3	101	70-130	
1,3-Dichlorobenzene	50.0	50.7	101	70-130	
1,4-Dichlorobenzene	50.0	51.0	102	70-130	
2-Hexanone	50.0	53.5	107	70-130	
Acetone	50.0	57.6	115	70-130	
Benzene	50.0	50.4	101	76-127	
Bromodichloromethane	50.0	50.3	101	70-130	
Bromoform	50.0	52.9	106	70-130	
Bromomethane	50.0	52.9	106	70-130	
Carbon disulfide	50.0	52.0	104	70-130	
Carbon tetrachloride	50.0	50.5	101	70-130	
Chlorobenzene	50.0	52.5	105	75-130	
Chlorodifluoromethane	50.0	50.8	102	70-130	
Chloroethane	50.0	51.3	103	70-130	
Chloroform	50.0	53.2	106	70-130	
Chloromethane	50.0	52.2	104	70-130	
cis-1,2-Dichloroethene	50.0	54.0	108	70-130	
cis-1,3-Dichloropropene	50.0	54.1	108	70-130	
Cyclohexane	50.0	53.0	106	70-130	
Dibromochloromethane	50.0	52.0	104	70-130	
Dichlorodifluoromethane	50.0	48.9	98	70-130	
Ethylbenzene	50.0	51.9	104	70-130	
Freon 11	50.0	53.6	107	70-130	
Freon 115	50.0	54.2	108	70-130	
Freon 123	50.0	52.7	105	70-130	
Freon 152a	50.0	54.0	108	70-130	
Isopropylbenzene	50.0	50.8	102	70-130	
m&p-Xylene	100	105	105	70-130	
Methyl acetate	50.0	51.0	102	70-130	
Methyl ethyl ketone (MEK)	50.0	56.4	113	70-130	

Column to be used to flag recovery and RPD values

FORM III OLM04.2/VOL

FORM III
GC/MS VOA LAB CONTROL SAMPLE RECOVERY

Lab Name: TestAmerica Edison Job No.: 460-117087-1

SDG No.:

Matrix: Water Level: Low Lab File ID: V45960.D

Lab ID: LCS 460-380141/4 Client ID:

COMPOUND	SPIKE ADDED (ug/L)	LCS CONCENTRATION (ug/L)	LCS % REC	QC LIMITS REC	#
Methyl isobutyl ketone (MIBK)	50.0	53.2	106	70-130	
Methyl tert-butyl ether	50.0	52.8	106	70-130	
Methylcyclohexane	50.0	53.1	106	70-130	
Methylene Chloride	50.0	51.6	103	70-130	
o-Xylene	50.0	50.6	101	70-130	
Styrene	50.0	51.7	103	70-130	
Tetrachloroethene	50.0	50.8	102	70-130	
Toluene	50.0	52.2	104	76-125	
trans-1,2-Dichloroethene	50.0	53.1	106	70-130	
trans-1,3-Dichloropropene	50.0	51.8	104	70-130	
Trichloroethene	50.0	50.8	102	71-120	
Vinyl chloride	50.0	52.1	104	70-130	
Xylenes, Total	150	156	104	70-130	

Column to be used to flag recovery and RPD values

FORM III OLM04.2/VOL

Sample not in SDG

FORM III
GC/MS VOA MATRIX SPIKE RECOVERY

Lab Name: TestAmerica Edison Job No.: 460-117087-1

SDG No.:

Matrix: Water Level: Low Lab File ID: V45980.D

Lab ID: 460-117088-A-13 MS Client ID:

COMPOUND	SPIKE ADDED (ug/L)	SAMPLE CONCENTRATION (ug/L)	MS CONCENTRATION (ug/L)	MS % REC	QC LIMITS REC	#
1,1,1-Trichloroethane	50.0	1.0 U	54.0	108	70-130	
1,1,2,2-Tetrachloroethane	50.0	1.0 U	50.0	100	70-130	
1,1,2-Trichloro-1,2,2-trifluoroethane	50.0	6.6	51.3	89	70-130	
1,1,2-Trichloroethane	50.0	0.65 J	52.9	104	70-130	
1,1-Dichloroethane	50.0	1.0 U	49.7	99	70-130	
1,1-Dichloroethene	50.0	1.0 U	46.0	92	61-145	
1,2,4-Trichlorobenzene	50.0	1.0 U	39.3	79	70-130	
1,2-Dibromo-3-Chloropropane	50.0	1.0 U	45.7	91	70-130	
1,2-Dibromoethane	50.0	1.0 U	43.7	87	70-130	
1,2-Dichlorobenzene	50.0	1.0 U	42.4	85	70-130	
1,2-Dichloroethane	50.0	1.0 U	51.6	103	70-130	
1,2-Dichloropropane	50.0	1.0 U	50.7	101	70-130	
1,3-Dichlorobenzene	50.0	1.0 U	41.7	83	70-130	
1,4-Dichlorobenzene	50.0	1.0 U	40.4	81	70-130	
2-Hexanone	50.0	1.0 U	46.3	93	70-130	
Acetone	50.0	1.0 U	53.2	106	70-130	
Benzene	50.0	1.0 U	50.8	102	76-127	
Bromodichloromethane	50.0	1.0 U	49.1	98	70-130	
Bromoform	50.0	1.0 U	53.3	107	70-130	
Bromomethane	50.0	1.0 U	46.5	93	70-130	
Carbon disulfide	50.0	1.0 U	46.5	93	70-130	
Carbon tetrachloride	50.0	1.0 U	54.7	109	70-130	
Chlorobenzene	50.0	0.35 J	50.1	100	75-130	
Chlorodifluoromethane	50.0	1.0 U	41.4	83	70-130	
Chloroethane	50.0	1.0 U	46.6	93	70-130	
Chloroform	50.0	1.1	50.7	99	70-130	
Chloromethane	50.0	1.0 U	45.2	90	70-130	
cis-1,2-Dichloroethene	50.0	25	73.2	96	70-130	
cis-1,3-Dichloropropene	50.0	1.0 U	51.2	102	70-130	
Cyclohexane	50.0	1.0 U	45.5	91	70-130	
Dibromochloromethane	50.0	1.0 U	49.3	99	70-130	
Dichlorodifluoromethane	50.0	1.0 U	40.3	81	70-130	
Ethylbenzene	50.0	1.0 U	50.0	100	70-130	
Freon 11	50.0	1.0 U	45.4	91	70-130	
Freon 115	50.0	1.0 U	41.1	82	70-130	
Freon 123	50.0	1.0 U	42.9	86	70-130	
Freon 152a	50.0	1.0 U	43.2	86	70-130	
Isopropylbenzene	50.0	1.0 U	42.8	86	70-130	
m&p-Xylene	100	1.0 U	98.6	99	70-130	
Methyl acetate	50.0	1.0 U	43.5	87	70-130	
Methyl ethyl ketone (MEK)	50.0	1.0 U	52.1	104	70-130	

Column to be used to flag recovery and RPD values

FORM III OLM04.2/VOL

FORM III
GC/MS VOA MATRIX SPIKE RECOVERY

Lab Name: TestAmerica Edison Job No.: 460-117087-1

SDG No.:

Matrix: Water Level: Low Lab File ID: V45980.D

Lab ID: 460-117088-A-13 MS Client ID:

COMPOUND	SPIKE ADDED (ug/L)	SAMPLE CONCENTRATION (ug/L)	MS CONCENTRATION (ug/L)	MS % REC	QC LIMITS REC	#
Methyl isobutyl ketone (MIBK)	50.0	1.0 U	49.5	99	70-130	
Methyl tert-butyl ether	50.0	1.0 U	43.2	86	70-130	
Methylcyclohexane	50.0	1.0 U	49.0	98	70-130	
Methylene Chloride	50.0	1.0 U	47.2	94	70-130	
o-Xylene	50.0	1.0 U	48.5	97	70-130	
Styrene	50.0	1.0 U	39.3	79	70-130	
Tetrachloroethene	50.0	4.3	54.2	100	70-130	
Toluene	50.0	1.0 U	48.8	98	76-125	
trans-1,2-Dichloroethene	50.0	0.27 J	49.9	99	70-130	
trans-1,3-Dichloropropene	50.0	1.0 U	52.0	104	70-130	
Trichloroethene	50.0	77	119	85	71-120	
Vinyl chloride	50.0	3.8	48.1	89	70-130	
Xylenes, Total	150	1.0 U	147	98	70-130	

Column to be used to flag recovery and RPD values

FORM III OLM04.2/VOL

FORM III
GC/MS VOA MATRIX SPIKE DUPLICATE RECOVERY

Lab Name: TestAmerica Edison Job No.: 460-117087-1

SDG No.:

Matrix: Water Level: Low Lab File ID: V45981.D

Lab ID: 460-117088-A-13 MSD Client ID:

COMPOUND	SPIKE ADDED (ug/L)	MSD CONCENTRATION (ug/L)	MSD % REC	% RPD	QC LIMITS RPD	QC LIMITS REC	#
1,1,1-Trichloroethane	50.0	54.6	109	1	30	70-130	
1,1,2,2-Tetrachloroethane	50.0	51.0	102	2	30	70-130	
1,1,2-Trichloro-1,2,2-trifluoroethane	50.0	64.6	116	23	30	70-130	
1,1,2-Trichloroethane	50.0	53.4	105	1	30	70-130	
1,1-Dichloroethane	50.0	52.4	105	5	30	70-130	
1,1-Dichloroethene	50.0	48.5	97	5	14	61-145	
1,2,4-Trichlorobenzene	50.0	53.0	106	30	30	70-130	
1,2-Dibromo-3-Chloropropane	50.0	57.8	116	23	30	70-130	
1,2-Dibromoethane	50.0	54.7	109	22	30	70-130	
1,2-Dichlorobenzene	50.0	53.7	107	23	30	70-130	
1,2-Dichloroethane	50.0	51.6	103	0	30	70-130	
1,2-Dichloropropane	50.0	53.5	107	5	30	70-130	
1,3-Dichlorobenzene	50.0	52.6	105	23	30	70-130	
1,4-Dichlorobenzene	50.0	53.8	108	29	30	70-130	
2-Hexanone	50.0	50.7	101	9	30	70-130	
Acetone	50.0	54.0	108	2	30	70-130	
Benzene	50.0	53.8	108	6	11	76-127	
Bromodichloromethane	50.0	52.8	106	7	30	70-130	
Bromoform	50.0	52.5	105	1	30	70-130	
Bromomethane	50.0	51.0	102	9	30	70-130	
Carbon disulfide	50.0	52.3	105	12	30	70-130	
Carbon tetrachloride	50.0	54.6	109	0	30	70-130	
Chlorobenzene	50.0	53.1	106	6	13	75-130	
Chlorodifluoromethane	50.0	51.2	102	21	30	70-130	
Chloroethane	50.0	52.1	104	11	30	70-130	
Chloroform	50.0	54.1	106	6	30	70-130	
Chloromethane	50.0	50.2	100	10	30	70-130	
cis-1,2-Dichloroethene	50.0	80.3	110	9	30	70-130	
cis-1,3-Dichloropropene	50.0	52.3	105	2	30	70-130	
Cyclohexane	50.0	55.9	112	21	30	70-130	
Dibromochloromethane	50.0	51.7	103	5	30	70-130	
Dichlorodifluoromethane	50.0	50.8	102	23	30	70-130	
Ethylbenzene	50.0	52.7	105	5	30	70-130	
Freon 11	50.0	57.2	114	23	30	70-130	
Freon 115	50.0	52.0	104	23	30	70-130	
Freon 123	50.0	53.9	108	23	30	70-130	
Freon 152a	50.0	54.2	108	22	30	70-130	
Isopropylbenzene	50.0	53.4	107	22	30	70-130	
m&p-Xylene	100	107	107	8	30	70-130	
Methyl acetate	50.0	45.5	91	5	30	70-130	
Methyl ethyl ketone (MEK)	50.0	54.5	109	5	30	70-130	

Column to be used to flag recovery and RPD values

FORM III OLM04.2/VOL

FORM III
GC/MS VOA MATRIX SPIKE DUPLICATE RECOVERY

Lab Name: TestAmerica Edison Job No.: 460-117087-1

SDG No.:

Matrix: Water Level: Low Lab File ID: V45981.D

Lab ID: 460-117088-A-13 MSD Client ID:

COMPOUND	SPIKE ADDED (ug/L)	MSD CONCENTRATION (ug/L)	MSD % REC	% RPD	QC LIMITS RPD	QC LIMITS REC	#
Methyl isobutyl ketone (MIBK)	50.0	53.7	107	8	30	70-130	
Methyl tert-butyl ether	50.0	54.5	109	23	30	70-130	
Methylcyclohexane	50.0	60.1	120	20	30	70-130	
Methylene Chloride	50.0	49.0	98	4	30	70-130	
o-Xylene	50.0	51.0	102	5	30	70-130	
Styrene	50.0	37.8	76	4	30	70-130	
Tetrachloroethene	50.0	57.7	107	6	30	70-130	
Toluene	50.0	52.0	104	6	13	76-125	
trans-1,2-Dichloroethene	50.0	54.0	108	8	30	70-130	
trans-1,3-Dichloropropene	50.0	51.3	103	1	30	70-130	
Trichloroethene	50.0	121	88	2	14	71-120	
Vinyl chloride	50.0	53.0	98	10	30	70-130	
Xylenes, Total	150	158	106	7	30	70-130	

Column to be used to flag recovery and RPD values

FORM III OLM04.2/VOL

FORM V
GC/MS VOA INSTRUMENT PERFORMANCE CHECK
BROMOFLUOROBENZENE (BFB)

Lab Name: TestAmerica Edison Job No.: 460-117087-1

SDG No.:

Lab File ID: V45683.D BFB Injection Date: 07/07/2016

Instrument ID: CVOAMS7 BFB Injection Time: 02:48

Analysis Batch No.: 377690

M/E	ION ABUNDANCE CRITERIA	% RELATIVE ABUNDANCE	
50	8.0 - 40.0% of mass 95	17.7	
75	30.0 - 66.0% of mass 95	51.1	
95	Base peak, 100% relative abundance	100.0	
96	5.0 - 9.0% of mass 95	6.3	
173	Less than 2.0% of mass 174	1.6	(1.4) 1
174	50.0 - 120.0% of mass 95	111.3	
175	4.0 - 9.0 % of mass 174	8.8	(7.9) 1
176	93.0 - 101.0% of mass 174	107.7	(96.7) 1
177	5.0 - 9.0% of mass 176	7.0	(6.5) 2

1-Value is % mass 174 2-Value is % mass 176

THIS CHECK APPLIES TO THE FOLLOWING SAMPLES, MS, MSD, BLANKS AND STANDARDS:

CLIENT SAMPLE ID	LAB SAMPLE ID	LAB FILE ID	DATE ANALYZED	TIME ANALYZED
	STD1 460-377690/3	V45685.D	07/07/2016	03:38
	STD20 460-377690/4	V45686.D	07/07/2016	04:02
	STD100 460-377690/5	V45687.D	07/07/2016	04:26
	STD200 460-377690/6	V45688.D	07/07/2016	04:51
	STD50 460-377690/9	V45691.D	07/07/2016	06:17

FORM VI
GC/MS VOA BY INTERNAL STANDARD - INITIAL CALIBRATION DATA
CURVE EVALUATION

Lab Name: TestAmerica Edison Job No.: 460-117087-1 Analy Batch No.: 377690

SDG No.:

Instrument ID: CVOAMS7 GC Column: Rtx-624 ID: 0.25(mm) Heated Purge: (Y/N) N

Calibration Start Date: 07/07/2016 03:38 Calibration End Date: 07/07/2016 06:17 Calibration ID: 56633

Calibration Files:

LEVEL:	LAB SAMPLE ID:	LAB FILE ID:
Level 1	STD1 460-377690/3	V45685.D
Level 2	STD20 460-377690/4	V45686.D
Level 3	STD50 460-377690/9	V45691.D
Level 4	STD100 460-377690/5	V45687.D
Level 5	STD200 460-377690/6	V45688.D

ANALYTE	RRF					CURVE TYPE	COEFFICIENT			#	MIN RRF	%RSD	#	MAX %RSD	R^2 OR COD	#	MIN R^2 OR COD
	LVL 1	LVL 2	LVL 3	LVL 4	LVL 5		B	M1	M2								
Freon 115	0.1075	0.1850	0.1843	0.2052	0.2094	Ave		0.1783			0.0100	23.1		100.0			
Chlorotrifluoromethane	0.3066	0.4014	0.3838	0.4615	0.4582	Ave		0.4023			0.0100	15.8		100.0			
Chlorotrifluoroethene	0.4766	0.4743	0.5185	0.5791	0.6125	Ave		0.5322			0.0100	11.6		100.0			
Freon 152a	1.9455	1.6223	1.6183	1.7841	1.8071	Ave		1.7555			0.0100	7.9		100.0			
Dichlorodifluoromethane	1.4323	1.3006	1.2226	1.2409	1.1838	Ave		1.2760			0.0100	7.6		100.0			
Chlorodifluoromethane	3.4231	2.2348	2.0876	2.2810	2.3244	Ave		2.4702			0.0100	21.9		100.0			
Chloromethane	2.3433	2.0461	1.9831	2.0555	2.1495	Ave		2.1155			0.0100	6.6		100.0			
Vinyl chloride	1.9618	1.6858	1.8242	1.8076	1.9872	Ave		1.8533			0.1000	6.6		20.5			
Bromomethane	0.9232	0.9412	1.0731	1.0159	1.1267	Ave		1.0160			0.1000	8.5		20.5			
Chloroethane	1.4824	1.1213	1.1630	1.1733	1.2158	Ave		1.2312			0.0100	11.7		100.0			
Freon 11	2.8303	2.9652	2.6932	2.8110	2.5257	Ave		2.7651			0.0100	6.0		100.0			
1,2-Dichloro-1,1,2-trifluoroethane	2.0637	1.6118	1.5594	1.7476	1.7419	Ave		1.7449			0.0100	11.2		100.0			
Freon 123	2.3226	1.9259	1.9501	2.1080	2.1092	Ave		2.0832			0.0100	7.6		100.0			
1,1,2-Trichloro-1,2,2-trifluoroethane	1.2595	1.5198	1.3514	1.4744	1.3176	Ave		1.3845			0.0100	7.9		100.0			
1,1-Dichloroethene	1.5093	1.3364	1.5067	1.4851	1.5658	Ave		1.4807			0.1000	5.8		20.5			
Acetone	1.5190	0.5344	0.5657	0.6761	0.6509	Ave		0.7892			0.0100	52.2		100.0			
Carbon disulfide	5.7008	4.2982	4.5925	4.6170	4.7095	Ave		4.7836			0.0100	11.2		100.0			
Methyl acetate	1.5235	1.6206	1.5755	1.5887	1.5910	Ave		1.5799			0.0100	2.3		100.0			
Methylene Chloride	2.2179	1.9341	1.8917	1.8664	1.8392	Ave		1.9499			0.0100	7.9		100.0			
Methyl tert-butyl ether	5.1754	5.7826	5.9839	6.1124	6.0593	Ave		5.8227			0.0100	6.6		100.0			
trans-1,2-Dichloroethene	1.9227	1.6757	1.7137	1.7072	1.7761	Ave		1.7591			0.0100	5.6		100.0			
1,1-Dichloroethane	3.1086	2.9843	2.9178	2.9362	2.9989	Ave		2.9892			0.2000	2.5		20.5			
cis-1,2-Dichloroethene	1.8716	1.9163	1.9267	1.9641	2.0181	Ave		1.9393			0.0100	2.8		100.0			
Methyl ethyl ketone (MEK)	1.0068	0.8191	0.8953	0.9413	0.9437	Ave		0.9212			0.0100	7.5		100.0			
Chloroform	3.5800	3.3244	3.3493	3.4124	3.4204	Ave		3.4173			0.2000	2.9		20.5			
Cyclohexane	0.3222	0.3780	0.3807	0.4027	0.3625	Ave		0.3692			0.0100	8.1		100.0			
1,1,1-Trichloroethane	0.6554	0.4962	0.5268	0.5437	0.5568	Ave		0.5558			0.1000	10.8		20.5			
Carbon tetrachloride	0.3826	0.3199	0.3841	0.4172	0.4474	Ave		0.3902			0.1000	12.2		20.5			
Benzene	1.2749	1.1981	1.2005	1.2340	1.2595	Ave		1.2334			0.5000	2.8		20.5			
1,2-Dichloroethane	2.7287	2.8295	2.8251	2.8581	2.8426	Ave		2.8168			0.1000	1.8		20.5			
Trichloroethene	0.4151	0.3378	0.3462	0.3628	0.3647	Ave		0.3653			0.3000	8.2		20.5			
Methylcyclohexane	0.3325	0.4174	0.4115	0.4363	0.3840	Ave		0.3964			0.0100	10.2		100.0			

Note: The m1 coefficient is the same as Ave RRF for an Ave curve type.

FORM VI
GC/MS VOA BY INTERNAL STANDARD - INITIAL CALIBRATION DATA
CURVE EVALUATION

Lab Name: TestAmerica Edison Job No.: 460-117087-1 Analy Batch No.: 377690

SDG No.:

Instrument ID: CVOAMS7 GC Column: Rtx-624 ID: 0.25(mm) Heated Purge: (Y/N) N

Calibration Start Date: 07/07/2016 03:38 Calibration End Date: 07/07/2016 06:17 Calibration ID: 56633

ANALYTE	RRF					CURVE TYPE	COEFFICIENT			#	MIN RRF	%RSD	#	MAX %RSD	R^2 OR COD	#	MIN R^2 OR COD
	LVL 1	LVL 2	LVL 3	LVL 4	LVL 5		B	M1	M2								
1,2-Dichloropropane	0.3428	0.2931	0.2920	0.3064	0.3052	Ave		0.3079			0.0100	6.7		100.0			
Bromodichloromethane	0.4590	0.4522	0.4630	0.4738	0.4710	Ave		0.4638			0.2000	1.9		20.5			
cis-1,3-Dichloropropene	0.4808	0.4895	0.5259	0.5460	0.5482	Ave		0.5181			0.2000	6.1		20.5			
Methyl isobutyl ketone (MIBK)	0.3140	0.3111	0.3182	0.3261	0.3390	Ave		0.3217			0.0100	3.5		100.0			
Toluene	1.3688	1.4064	1.3553	1.4258	1.4635	Ave		1.4039			0.4000	3.1		20.5			
trans-1,3-Dichloropropene	0.4518	0.4807	0.5001	0.5348	0.5436	Ave		0.5022			0.1000	7.6		20.5			
1,1,2-Trichloroethane	0.3102	0.3232	0.3236	0.3384	0.3375	Ave		0.3266			0.1000	3.6		20.5			
Tetrachloroethene	0.4335	0.2867	0.2918	0.3189	0.3376	Ave		0.3337			0.2000	17.8		20.5			
2-Hexanone	0.1987	0.2059	0.2115	0.2210	0.2357	Ave		0.2145			0.0100	6.7		100.0			
Dibromochloromethane	0.4784	0.4604	0.4555	0.4732	0.4807	Ave		0.4696			0.1000	2.4		20.5			
1,2-Dibromoethane	0.3378	0.3656	0.3653	0.3667	0.3713	Ave		0.3613			0.0100	3.7		100.0			
Chlorobenzene	1.0610	0.9944	0.9655	0.9949	1.0031	Ave		1.0038			0.5000	3.5		20.5			
Ethylbenzene	0.5285	0.4784	0.4640	0.4910	0.5076	Ave		0.4939			0.1000	5.1		20.5			
m&p-Xylene	1.2290	1.1969	1.1832	1.2583	1.3180	Ave		0.6045			0.3000	5.8		100.0			
o-Xylene	0.5608	0.5901	0.5917	0.6314	0.6485	Ave		0.6045			0.3000	5.8		100.0			
Styrene	0.8770	1.0270	1.0476	1.1144	1.1413	Ave		1.0414			0.3000	9.9		20.5			
Bromoform	0.2912	0.3365	0.3550	0.3750	0.3815	Ave		0.3478			0.1000	10.4		20.5			
Isopropylbenzene	1.2526	1.5058	1.5028	1.5140	1.4366	Ave		1.4424			0.0100	7.7		100.0			
1,1,2,2-Tetrachloroethane	0.4400	0.4614	0.4514	0.4542	0.4711	Ave		0.4556			0.3000	2.5		20.5			
1,3-Dichlorobenzene	0.6381	0.8031	0.8107	0.8034	0.7780	Ave		0.7667			0.6000	9.5		20.5			
1,4-Dichlorobenzene	0.6677	0.8065	0.8307	0.8329	0.8079	Ave		0.7891			0.5000	8.7		20.5			
1,2-Dichlorobenzene	0.6702	0.7890	0.7948	0.7868	0.7686	Ave		0.7619			0.4000	6.8		20.5			
1,2-Dibromo-3-Chloropropane	0.0919	0.0868	0.0876	0.0900	0.0913	Ave		0.0895			0.0100	2.5		100.0			
1,2,4-Trichlorobenzene	0.3886	0.3857	0.4146	0.4172	0.4058	Ave		0.4024			0.2000	3.6		20.5			
1,2-Dichloroethane-d4 (Surr)	1.6863	1.5864	1.3825	1.7910	1.8249	Ave		1.6542			0.0100	10.8		100.0			
Toluene-d8 (Surr)	0.7372	0.7564	0.6860	0.8020	0.8083	Ave		0.7580			0.0100	6.6		100.0			
Bromofluorobenzene	0.5302	0.4353	0.4680	0.4822	0.4801	Ave		0.4792			0.2000	7.1		20.5			

Note: The m1 coefficient is the same as Ave RRF for an Ave curve type.

FORM V
GC/MS VOA INSTRUMENT PERFORMANCE CHECK
BROMOFLUOROBENZENE (BFB)

Lab Name: TestAmerica Edison Job No.: 460-117087-1

SDG No.:

Lab File ID: V45895.D BFB Injection Date: 07/19/2016

Instrument ID: CVOAMS7 BFB Injection Time: 00:26

Analysis Batch No.: 379691

M/E	ION ABUNDANCE CRITERIA	% RELATIVE ABUNDANCE	
50	8.0 - 40.0% of mass 95	19.2	
75	30.0 - 66.0% of mass 95	52.9	
95	Base peak, 100% relative abundance	100.0	
96	5.0 - 9.0% of mass 95	7.1	
173	Less than 2.0% of mass 174	1.4	(1.3) 1
174	50.0 - 120.0% of mass 95	110.2	
175	4.0 - 9.0 % of mass 174	8.5	(7.7) 1
176	93.0 - 101.0% of mass 174	108.4	(98.4) 1
177	5.0 - 9.0% of mass 176	6.3	(5.8) 2

1-Value is % mass 174 2-Value is % mass 176

THIS CHECK APPLIES TO THE FOLLOWING SAMPLES, MS, MSD, BLANKS AND STANDARDS:

CLIENT SAMPLE ID	LAB SAMPLE ID	LAB FILE ID	DATE ANALYZED	TIME ANALYZED
	CCVIS 460-379691/3	V45897.D	07/19/2016	01:12
	LCS 460-379691/4	V45898.D	07/19/2016	01:35
	LCSD 460-379691/5	V45899.D	07/19/2016	01:58
	MB 460-379691/8	V45902.D	07/19/2016	03:07
QC-TB071316	460-117087-9	V45904.D	07/19/2016	03:53
QC-EB071316	460-117087-10	V45905.D	07/19/2016	04:16
MW-16GL-XX	460-117087-2	V45906.D	07/19/2016	04:39
MW-31GL-XX	460-117087-17	V45907.D	07/19/2016	05:02
MW-31ML-XX	460-117087-19	V45908.D	07/19/2016	05:25
MW-45MU-XX	460-117087-1	V45911.D	07/19/2016	06:34
SW-N13000-XX	460-117087-4	V45913.D	07/19/2016	07:20
MW-14MI-XX	460-117087-6	V45915.D	07/19/2016	08:06
MW-28MI-XX	460-117087-7	V45916.D	07/19/2016	08:29
MW-28GL-XX	460-117087-8	V45917.D	07/19/2016	08:52
ERM-MW-2-XX	460-117087-11	V45918.D	07/19/2016	09:15
SW-5099-XX	460-117087-12	V45919.D	07/19/2016	09:38

FORM VII
GC/MS VOA CONTINUING CALIBRATION DATA

Lab Name: TestAmerica Edison Job No.: 460-117087-1

SDG No.:

Lab Sample ID: CCVIS 460-379691/3 Calibration Date: 07/19/2016 01:12

Instrument ID: CVOAMS7 Calib Start Date: 07/07/2016 03:38

GC Column: Rtx-624 ID: 0.25(mm) Calib End Date: 07/07/2016 06:17

Lab File ID: V45897.D Conc. Units: ug/L Heated Purge: (Y/N) N

ANALYTE	CURVE TYPE	AVE RRF	RRF	MIN RRF	CALC AMOUNT	SPIKE AMOUNT	%D	MAX %D
Chlorotrifluoromethane	Ave	0.4023	0.4659		57.9	50.0	15.8	
Freon 115	Ave	0.1783	0.2221		62.3	50.0	24.6	
Chlorotrifluoroethene	Ave	0.5322	0.6720		63.1	50.0	26.3	
Freon 152a	Ave	1.755	1.869		53.2	50.0	6.5	
Dichlorodifluoromethane	Ave	1.276	1.489	0.0100	58.3	50.0	16.7	
Chlorodifluoromethane	Ave	2.470	2.480		50.2	50.0	0.4	
Chloromethane	Ave	2.115	2.096	0.0100	49.5	50.0	-0.9	
Vinyl chloride	Ave	1.853	1.790	0.1000	48.3	50.0	-3.4	25.0
Bromomethane	Ave	1.016	1.049	0.1000	51.6	50.0	3.3	25.0
Chloroethane	Ave	1.231	1.050	0.0100	42.6	50.0	-14.7	
Freon 11	Ave	2.765	2.988	0.0100	54.0	50.0	8.1	
1,2-Dichloro-1,1,2-trifluoro ethane	Ave	1.745	1.527		43.8	50.0	-12.5	
Freon 123	Ave	2.083	1.957		47.0	50.0	-6.0	
1,1,2-Trichloro-1,2,2-triflu oroethane	Ave	1.385	1.600	0.0100	57.8	50.0	15.6	
1,1-Dichloroethene	Ave	1.481	1.422	0.1000	48.0	50.0	-3.9	25.0
Acetone	Ave	0.7892	0.4531	0.0100	28.7	50.0	-42.6	
Carbon disulfide	Ave	4.784	4.251	0.0100	44.4	50.0	-11.1	
Methyl acetate	Ave	1.580	1.119	0.0100	35.4	50.0	-29.2	
Methylene Chloride	Ave	1.950	1.673	0.0100	42.9	50.0	-14.2	
Methyl tert-butyl ether	Ave	5.823	4.651	0.0100	39.9	50.0	-20.1	
trans-1,2-Dichloroethene	Ave	1.759	1.575	0.0100	44.8	50.0	-10.4	
1,1-Dichloroethane	Ave	2.989	2.578	0.2000	43.1	50.0	-13.8	25.0
cis-1,2-Dichloroethene	Ave	1.939	1.736	0.0100	44.8	50.0	-10.5	
Methyl ethyl ketone (MEK)	Ave	0.9212	0.6446	0.0100	35.0	50.0	-30.0	
Chloroform	Ave	3.417	3.012	0.2000	44.1	50.0	-11.9	25.0
Cyclohexane	Ave	0.3692	0.4707	0.0100	63.7	50.0	27.5	
1,1,1-Trichloroethane	Ave	0.5558	0.5426	0.1000	48.8	50.0	-2.4	25.0
Carbon tetrachloride	Ave	0.3902	0.4577	0.1000	58.6	50.0	17.3	25.0
Benzene	Ave	1.233	1.231	0.5000	49.9	50.0	-0.2	25.0
1,2-Dichloroethane	Ave	2.817	2.470	0.1000	43.8	50.0	-12.3	25.0
Trichloroethene	Ave	0.3653	0.3606	0.3000	49.3	50.0	-1.3	25.0
Methylcyclohexane	Ave	0.3964	0.4911	0.0100	62.0	50.0	23.9	
1,2-Dichloropropane	Ave	0.3079	0.3059	0.0100	49.7	50.0	-0.6	
Bromodichloromethane	Ave	0.4638	0.4660	0.2000	50.2	50.0	0.5	25.0
cis-1,3-Dichloropropene	Ave	0.5181	0.5194	0.2000	50.1	50.0	0.3	25.0
Methyl isobutyl ketone (MIBK)	Ave	0.3217	0.2472	0.0100	38.4	50.0	-23.2	
Toluene	Ave	1.404	1.391	0.4000	49.6	50.0	-0.9	25.0
trans-1,3-Dichloropropene	Ave	0.5022	0.4920	0.1000	49.0	50.0	-2.0	25.0
1,1,2-Trichloroethane	Ave	0.3266	0.3319	0.1000	50.8	50.0	1.6	25.0

FORM VII
GC/MS VOA CONTINUING CALIBRATION DATA

Lab Name: TestAmerica Edison Job No.: 460-117087-1

SDG No.:

Lab Sample ID: CCVIS 460-379691/3 Calibration Date: 07/19/2016 01:12

Instrument ID: CVOAMS7 Calib Start Date: 07/07/2016 03:38

GC Column: Rtx-624 ID: 0.25(mm) Calib End Date: 07/07/2016 06:17

Lab File ID: V45897.D Conc. Units: ug/L Heated Purge: (Y/N) N

ANALYTE	CURVE TYPE	AVE RRF	RRF	MIN RRF	CALC AMOUNT	SPIKE AMOUNT	%D	MAX %D
Tetrachloroethene	Ave	0.3337	0.3267	0.2000	48.9	50.0	-2.1	25.0
2-Hexanone	Ave	0.2145	0.1614	0.0100	37.6	50.0	-24.8	
Dibromochloromethane	Ave	0.4696	0.4287	0.1000	45.6	50.0	-8.7	25.0
1,2-Dibromoethane	Ave	0.3613	0.3691	0.0100	51.1	50.0	2.1	
Chlorobenzene	Ave	1.004	0.9671	0.5000	48.2	50.0	-3.7	25.0
Ethylbenzene	Ave	0.4939	0.4737	0.1000	48.0	50.0	-4.1	25.0
m&p-Xylene	Ave	1.237	1.190	0.3000	98.4	50.0	-3.8	
o-Xylene	Ave	0.6045	0.5850	0.3000	48.4	50.0	-3.2	
Styrene	Ave	1.041	1.011	0.3000	48.5	50.0	-2.9	25.0
Bromoform	Ave	0.3478	0.3173	0.1000	45.6	50.0	-8.8	25.0
Isopropylbenzene	Ave	1.442	1.515	0.0100	52.5	50.0	5.0	
1,1,2,2-Tetrachloroethane	Ave	0.4556	0.4032	0.3000	44.2	50.0	-11.5	25.0
1,3-Dichlorobenzene	Ave	0.7667	0.8147	0.6000	53.1	50.0	6.3	25.0
1,4-Dichlorobenzene	Ave	0.7891	0.8596	0.5000	54.5	50.0	8.9	25.0
1,2-Dichlorobenzene	Ave	0.7619	0.8215	0.4000	53.9	50.0	7.8	25.0
1,2-Dibromo-3-Chloropropane	Ave	0.0895	0.0715	0.0100	39.9	50.0	-20.2	
1,2,4-Trichlorobenzene	Ave	0.4024	0.4373	0.2000	54.3	50.0	8.7	25.0
1,2-Dichloroethane-d4 (Surr)	Ave	1.654	1.238	0.0100	37.4	50.0	-25.2	
Toluene-d8 (Surr)	Ave	0.7580	0.6322	0.0100	41.7	50.0	-16.6	
Bromofluorobenzene	Ave	0.4792	0.4541	0.2000	47.4	50.0	-5.2	25.0

FORM V
GC/MS VOA INSTRUMENT PERFORMANCE CHECK
BROMOFLUOROBENZENE (BFB)

Lab Name: TestAmerica Edison Job No.: 460-117087-1

SDG No.:

Lab File ID: V45926.D BFB Injection Date: 07/19/2016

Instrument ID: CVOAMS7 BFB Injection Time: 20:39

Analysis Batch No.: 379918

M/E	ION ABUNDANCE CRITERIA	% RELATIVE ABUNDANCE	
50	8.0 - 40.0% of mass 95	17.1	
75	30.0 - 66.0% of mass 95	49.1	
95	Base peak, 100% relative abundance	100.0	
96	5.0 - 9.0% of mass 95	6.5	
173	Less than 2.0% of mass 174	1.7	(1.5) 1
174	50.0 - 120.0% of mass 95	113.9	
175	4.0 - 9.0 % of mass 174	8.4	(7.3) 1
176	93.0 - 101.0% of mass 174	107.5	(94.3) 1
177	5.0 - 9.0% of mass 176	6.7	(6.2) 2

1-Value is % mass 174 2-Value is % mass 176

THIS CHECK APPLIES TO THE FOLLOWING SAMPLES, MS, MSD, BLANKS AND STANDARDS:

CLIENT SAMPLE ID	LAB SAMPLE ID	LAB FILE ID	DATE ANALYZED	TIME ANALYZED
	CCVIS 460-379918/3	V45928.D	07/19/2016	21:27
	LCS 460-379918/4	V45929.D	07/19/2016	21:50
	MB 460-379918/8	V45933.D	07/19/2016	23:24
SW-N12999-XX	460-117087-3	V45937.D	07/20/2016	00:56
SW-13821-XX	460-117087-5	V45938.D	07/20/2016	01:19
MW-46MI-XX	460-117087-15	V45945.D	07/20/2016	03:59
MW-35GL-XX	460-117087-13	V45946.D	07/20/2016	04:22
MW-46MI-XX MS	460-117087-15 MS	V45947.D	07/20/2016	04:45
MW-46MI-XX MSD	460-117087-15 MSD	V45948.D	07/20/2016	05:08

FORM VII
GC/MS VOA CONTINUING CALIBRATION DATA

Lab Name: TestAmerica Edison Job No.: 460-117087-1

SDG No.:

Lab Sample ID: CCVIS 460-379918/3 Calibration Date: 07/19/2016 21:27

Instrument ID: CVOAMS7 Calib Start Date: 07/07/2016 03:38

GC Column: Rtx-624 ID: 0.25(mm) Calib End Date: 07/07/2016 06:17

Lab File ID: V45928.D Conc. Units: ug/L Heated Purge: (Y/N) N

ANALYTE	CURVE TYPE	AVE RRF	RRF	MIN RRF	CALC AMOUNT	SPIKE AMOUNT	%D	MAX %D
Chlorotrifluoromethane	Ave	0.4023	0.4297		53.4	50.0	6.8	
Freon 115	Ave	0.1783	0.2236		62.7	50.0	25.4	
Chlorotrifluoroethene	Ave	0.5322	0.6356		59.7	50.0	19.4	
Freon 152a	Ave	1.755	1.649		47.0	50.0	-6.1	
Dichlorodifluoromethane	Ave	1.276	1.300	0.0100	50.9	50.0	1.9	
Chlorodifluoromethane	Ave	2.470	2.223		45.0	50.0	-10.0	
Chloromethane	Ave	2.115	1.716	0.0100	40.5	50.0	-18.9	
Vinyl chloride	Ave	1.853	1.572	0.1000	42.4	50.0	-15.2	25.0
Bromomethane	Ave	1.016	0.9435	0.1000	46.4	50.0	-7.1	25.0
Chloroethane	Ave	1.231	0.9194	0.0100	37.3	50.0	-25.3	
Freon 11	Ave	2.765	2.673	0.0100	48.3	50.0	-3.3	
1,2-Dichloro-1,1,2-trifluoro ethane	Ave	1.745	1.823		52.2	50.0	4.5	
Freon 123	Ave	2.083	1.904		45.7	50.0	-8.6	
1,1,2-Trichloro-1,2,2-triflu oroethane	Ave	1.385	1.439	0.0100	52.0	50.0	3.9	
1,1-Dichloroethene	Ave	1.481	1.328	0.1000	44.9	50.0	-10.3	25.0
Acetone	Ave	0.7892	0.3786	0.0100	24.0	50.0	-52.0	
Carbon disulfide	Ave	4.784	3.849	0.0100	40.2	50.0	-19.5	
Methyl acetate	Ave	1.580	0.9130	0.0100	28.9	50.0	-42.2	
Methylene Chloride	Ave	1.950	1.438	0.0100	36.9	50.0	-26.2	
Methyl tert-butyl ether	Ave	5.823	4.136	0.0100	35.5	50.0	-29.0	
trans-1,2-Dichloroethene	Ave	1.759	1.376	0.0100	39.1	50.0	-21.8	
1,1-Dichloroethane	Ave	2.989	2.477	0.2000	41.4	50.0	-17.1	25.0
cis-1,2-Dichloroethene	Ave	1.939	1.606	0.0100	41.4	50.0	-17.2	
Methyl ethyl ketone (MEK)	Ave	0.9212	0.5315	0.0100	28.8	50.0	-42.3	
Chloroform	Ave	3.417	2.821	0.2000	41.3	50.0	-17.5	25.0
Cyclohexane	Ave	0.3692	0.4142	0.0100	56.1	50.0	12.2	
1,1,1-Trichloroethane	Ave	0.5558	0.5206	0.1000	46.8	50.0	-6.3	25.0
Carbon tetrachloride	Ave	0.3902	0.4405	0.1000	56.4	50.0	12.9	25.0
Benzene	Ave	1.233	1.151	0.5000	46.6	50.0	-6.7	25.0
1,2-Dichloroethane	Ave	2.817	2.287	0.1000	40.6	50.0	-18.8	25.0
Trichloroethene	Ave	0.3653	0.3808	0.3000	52.1	50.0	4.2	25.0
Methylcyclohexane	Ave	0.3964	0.4427	0.0100	55.8	50.0	11.7	
1,2-Dichloropropane	Ave	0.3079	0.2798	0.0100	45.4	50.0	-9.1	
Bromodichloromethane	Ave	0.4638	0.4523	0.2000	48.8	50.0	-2.5	25.0
cis-1,3-Dichloropropene	Ave	0.5181	0.4858	0.2000	46.9	50.0	-6.2	25.0
Methyl isobutyl ketone (MIBK)	Ave	0.3217	0.2356	0.0100	36.6	50.0	-26.8	
Toluene	Ave	1.404	1.360	0.4000	48.4	50.0	-3.1	25.0
trans-1,3-Dichloropropene	Ave	0.5022	0.4585	0.1000	45.6	50.0	-8.7	25.0
1,1,2-Trichloroethane	Ave	0.3266	0.3084	0.1000	47.2	50.0	-5.6	25.0

FORM VII
GC/MS VOA CONTINUING CALIBRATION DATA

Lab Name: TestAmerica Edison Job No.: 460-117087-1

SDG No.:

Lab Sample ID: CCVIS 460-379918/3 Calibration Date: 07/19/2016 21:27

Instrument ID: CVOAMS7 Calib Start Date: 07/07/2016 03:38

GC Column: Rtx-624 ID: 0.25(mm) Calib End Date: 07/07/2016 06:17

Lab File ID: V45928.D Conc. Units: ug/L Heated Purge: (Y/N) N

ANALYTE	CURVE TYPE	AVE RRF	RRF	MIN RRF	CALC AMOUNT	SPIKE AMOUNT	%D	MAX %D
Tetrachloroethene	Ave	0.3337	0.3406	0.2000	51.0	50.0	2.1	25.0
2-Hexanone	Ave	0.2145	0.1441	0.0100	33.6	50.0	-32.8	
Dibromochloromethane	Ave	0.4696	0.4253	0.1000	45.3	50.0	-9.4	25.0
1,2-Dibromoethane	Ave	0.3613	0.3425	0.0100	47.4	50.0	-5.2	
Chlorobenzene	Ave	1.004	0.9551	0.5000	47.6	50.0	-4.9	25.0
Ethylbenzene	Ave	0.4939	0.4622	0.1000	46.8	50.0	-6.4	25.0
m&p-Xylene	Ave	1.237	1.177	0.3000	97.4	50.0	-4.9	
o-Xylene	Ave	0.6045	0.5717	0.3000	47.3	50.0	-5.4	
Styrene	Ave	1.041	1.023	0.3000	49.1	50.0	-1.8	25.0
Bromoform	Ave	0.3478	0.3037	0.1000	43.7	50.0	-12.7	25.0
Isopropylbenzene	Ave	1.442	1.372	0.0100	47.6	50.0	-4.9	
1,1,2,2-Tetrachloroethane	Ave	0.4556	0.3893	0.3000	42.7	50.0	-14.6	25.0
1,3-Dichlorobenzene	Ave	0.7667	0.7681	0.6000	50.1	50.0	0.2	25.0
1,4-Dichlorobenzene	Ave	0.7891	0.8028	0.5000	50.9	50.0	1.7	25.0
1,2-Dichlorobenzene	Ave	0.7619	0.7576	0.4000	49.7	50.0	-0.6	25.0
1,2-Dibromo-3-Chloropropane	Ave	0.0895	0.0634	0.0100	35.4	50.0	-29.2	
1,2,4-Trichlorobenzene	Ave	0.4024	0.4242	0.2000	52.7	50.0	5.4	25.0
1,2-Dichloroethane-d4 (Surr)	Ave	1.654	1.206	0.0100	36.5	50.0	-27.1	
Toluene-d8 (Surr)	Ave	0.7580	0.6304	0.0100	41.6	50.0	-16.8	
Bromofluorobenzene	Ave	0.4792	0.4611	0.2000	48.1	50.0	-3.8	25.0

FORM V
GC/MS VOA INSTRUMENT PERFORMANCE CHECK
BROMOFLUOROBENZENE (BFB)

Lab Name: TestAmerica Edison Job No.: 460-117087-1

SDG No.:

Lab File ID: V45957.D BFB Injection Date: 07/20/2016

Instrument ID: CVOAMS7 BFB Injection Time: 19:36

Analysis Batch No.: 380141

M/E	ION ABUNDANCE CRITERIA	% RELATIVE ABUNDANCE	
50	8.0 - 40.0% of mass 95	16.3	
75	30.0 - 66.0% of mass 95	50.8	
95	Base peak, 100% relative abundance	100.0	
96	5.0 - 9.0% of mass 95	6.0	
173	Less than 2.0% of mass 174	1.4	(1.2) 1
174	50.0 - 120.0% of mass 95	115.5	
175	4.0 - 9.0 % of mass 174	8.8	(7.6) 1
176	93.0 - 101.0% of mass 174	114.6	(99.2) 1
177	5.0 - 9.0% of mass 176	8.2	(7.2) 2

1-Value is % mass 174 2-Value is % mass 176

THIS CHECK APPLIES TO THE FOLLOWING SAMPLES, MS, MSD, BLANKS AND STANDARDS:

CLIENT SAMPLE ID	LAB SAMPLE ID	LAB FILE ID	DATE ANALYZED	TIME ANALYZED
	CCVIS 460-380141/3	V45959.D	07/20/2016	20:27
	LCS 460-380141/4	V45960.D	07/20/2016	20:50
	MB 460-380141/8	V45964.D	07/20/2016	22:21
MW-46ML-XX	460-117087-16	V45975.D	07/21/2016	02:59
MW-502-XX	460-117087-14	V45978.D	07/21/2016	04:08
MW-31MI-XX	460-117087-18	V45979.D	07/21/2016	04:31
	460-117088-A-13 MS	V45980.D	07/21/2016	04:54
	460-117088-A-13 MSD	V45981.D	07/21/2016	05:17
	STOBLK 460-380141/29	V45985.D	07/21/2016	06:49

FORM VII
GC/MS VOA CONTINUING CALIBRATION DATA

Lab Name: TestAmerica Edison Job No.: 460-117087-1

SDG No.:

Lab Sample ID: CCVIS 460-380141/3 Calibration Date: 07/20/2016 20:27

Instrument ID: CVOAMS7 Calib Start Date: 07/07/2016 03:38

GC Column: Rtx-624 ID: 0.25(mm) Calib End Date: 07/07/2016 06:17

Lab File ID: V45959.D Conc. Units: ug/L Heated Purge: (Y/N) N

ANALYTE	CURVE TYPE	AVE RRF	RRF	MIN RRF	CALC AMOUNT	SPIKE AMOUNT	%D	MAX %D
Chlorotrifluoromethane	Ave	0.4023	0.3836		47.7	50.0	-4.6	
Freon 115	Ave	0.1783	0.2014		56.5	50.0	13.0	
Chlorotrifluoroethene	Ave	0.5322	0.6147		57.8	50.0	15.5	
Freon 152a	Ave	1.755	1.602		45.6	50.0	-8.8	
Dichlorodifluoromethane	Ave	1.276	1.324	0.0100	51.9	50.0	3.7	
Chlorodifluoromethane	Ave	2.470	2.247		45.5	50.0	-9.0	
Chloromethane	Ave	2.115	1.811	0.0100	42.8	50.0	-14.4	
Vinyl chloride	Ave	1.853	1.538	0.1000	41.5	50.0	-17.0	25.0
Bromomethane	Ave	1.016	1.003	0.1000	49.4	50.0	-1.2	25.0
Chloroethane	Ave	1.231	0.9155	0.0100	37.2	50.0	-25.6	
Freon 11	Ave	2.765	2.488	0.0100	45.0	50.0	-10.0	
1,2-Dichloro-1,1,2-trifluoro ethane	Ave	1.745	1.793		51.4	50.0	2.8	
Freon 123	Ave	2.083	1.802		43.2	50.0	-13.5	
1,1,2-Trichloro-1,2,2-triflu oroethane	Ave	1.385	1.259	0.0100	45.5	50.0	-9.1	
1,1-Dichloroethene	Ave	1.481	1.291	0.1000	43.6	50.0	-12.8	25.0
Acetone	Ave	0.7892	0.3909	0.0100	24.8	50.0	-50.5	
Carbon disulfide	Ave	4.784	3.705	0.0100	38.7	50.0	-22.5	
Methyl acetate	Ave	1.580	0.9229	0.0100	29.2	50.0	-41.6	
Methylene Chloride	Ave	1.950	1.567	0.0100	40.2	50.0	-19.6	
Methyl tert-butyl ether	Ave	5.823	4.281	0.0100	36.8	50.0	-26.5	
trans-1,2-Dichloroethene	Ave	1.759	1.386	0.0100	39.4	50.0	-21.2	
1,1-Dichloroethane	Ave	2.989	2.478	0.2000	41.4	50.0	-17.1	25.0
cis-1,2-Dichloroethene	Ave	1.939	1.640	0.0100	42.3	50.0	-15.4	
Methyl ethyl ketone (MEK)	Ave	0.9212	0.5426	0.0100	29.4	50.0	-41.1	
Chloroform	Ave	3.417	2.898	0.2000	42.4	50.0	-15.2	25.0
Cyclohexane	Ave	0.3692	0.3546	0.0100	48.0	50.0	-4.0	
1,1,1-Trichloroethane	Ave	0.5558	0.5095	0.1000	45.8	50.0	-8.3	25.0
Carbon tetrachloride	Ave	0.3902	0.4069	0.1000	52.1	50.0	4.3	25.0
Benzene	Ave	1.233	1.131	0.5000	45.9	50.0	-8.3	25.0
1,2-Dichloroethane	Ave	2.817	2.395	0.1000	42.5	50.0	-15.0	25.0
Trichloroethene	Ave	0.3653	0.3705	0.3000	50.7	50.0	1.4	25.0
Methylcyclohexane	Ave	0.3964	0.3748	0.0100	47.3	50.0	-5.4	
1,2-Dichloropropane	Ave	0.3079	0.2739	0.0100	44.5	50.0	-11.0	
Bromodichloromethane	Ave	0.4638	0.4607	0.2000	49.7	50.0	-0.7	25.0
cis-1,3-Dichloropropene	Ave	0.5181	0.4778	0.2000	46.1	50.0	-7.8	25.0
Methyl isobutyl ketone (MIBK)	Ave	0.3217	0.2205	0.0100	34.3	50.0	-31.5	
Toluene	Ave	1.404	1.321	0.4000	47.1	50.0	-5.9	25.0
trans-1,3-Dichloropropene	Ave	0.5022	0.4585	0.1000	45.6	50.0	-8.7	25.0
1,1,2-Trichloroethane	Ave	0.3266	0.3086	0.1000	47.2	50.0	-5.5	25.0

FORM VII
GC/MS VOA CONTINUING CALIBRATION DATA

Lab Name: TestAmerica Edison Job No.: 460-117087-1

SDG No.:

Lab Sample ID: CCVIS 460-380141/3 Calibration Date: 07/20/2016 20:27

Instrument ID: CVOAMS7 Calib Start Date: 07/07/2016 03:38

GC Column: Rtx-624 ID: 0.25(mm) Calib End Date: 07/07/2016 06:17

Lab File ID: V45959.D Conc. Units: ug/L Heated Purge: (Y/N) N

ANALYTE	CURVE TYPE	AVE RRF	RRF	MIN RRF	CALC AMOUNT	SPIKE AMOUNT	%D	MAX %D
Tetrachloroethene	Ave	0.3337	0.3187	0.2000	47.8	50.0	-4.5	25.0
2-Hexanone	Ave	0.2145	0.1427	0.0100	33.3	50.0	-33.5	
Dibromochloromethane	Ave	0.4696	0.4264	0.1000	45.4	50.0	-9.2	25.0
1,2-Dibromoethane	Ave	0.3613	0.3397	0.0100	47.0	50.0	-6.0	
Chlorobenzene	Ave	1.004	0.9453	0.5000	47.1	50.0	-5.8	25.0
Ethylbenzene	Ave	0.4939	0.4417	0.1000	44.7	50.0	-10.6	25.0
m&p-Xylene	Ave	1.237	1.141	0.3000	94.4	50.0	-7.8	
o-Xylene	Ave	0.6045	0.5605	0.3000	46.4	50.0	-7.3	
Styrene	Ave	1.041	0.9802	0.3000	47.1	50.0	-5.9	25.0
Bromoform	Ave	0.3478	0.3077	0.1000	44.2	50.0	-11.5	25.0
Isopropylbenzene	Ave	1.442	1.331	0.0100	46.2	50.0	-7.7	
1,1,2,2-Tetrachloroethane	Ave	0.4556	0.3876	0.3000	42.5	50.0	-14.9	25.0
1,3-Dichlorobenzene	Ave	0.7667	0.7650	0.6000	49.9	50.0	-0.2	25.0
1,4-Dichlorobenzene	Ave	0.7891	0.7929	0.5000	50.2	50.0	0.5	25.0
1,2-Dichlorobenzene	Ave	0.7619	0.7608	0.4000	49.9	50.0	-0.1	25.0
1,2-Dibromo-3-Chloropropane	Ave	0.0895	0.0626	0.0100	35.0	50.0	-30.0	
1,2,4-Trichlorobenzene	Ave	0.4024	0.4022	0.2000	50.0	50.0	-0.0	25.0
1,2-Dichloroethane-d4 (Surr)	Ave	1.654	1.234	0.0100	37.3	50.0	-25.4	
Toluene-d8 (Surr)	Ave	0.7580	0.6313	0.0100	41.7	50.0	-16.7	
Bromofluorobenzene	Ave	0.4792	0.4565	0.2000	47.6	50.0	-4.7	25.0

FORM IV
HPLC/IC METHOD BLANK SUMMARY

Lab Name: TestAmerica Pittsburgh Job No.: 460-117087-1

SDG No.:

Lab File ID: A-ICS2100 A 07-20-2016-6.d Lab Sample ID: MB 180-182343/6

Matrix: Water Date Extracted:

Instrument ID: CHIC2100A Date Analyzed: 07/20/2016 08:29

Level:(Low/Med) Low

THIS METHOD BLANK APPLIES TO THE FOLLOWING SAMPLES:

CLIENT SAMPLE ID	LAB SAMPLE ID	LAB FILE ID	DATE ANALYZED
	CCB 180-182343/4	A-ICS2100 A 07-20-2016-4.d	07/20/2016 07:58
	LCS 180-182343/5	A-ICS2100 A 07-20-2016-5.d	07/20/2016 08:13
	CCB 180-182343/16	A-ICS2100 A 07-20-2016-16.d	07/20/2016 11:05
	460-117039-E-22 MS	A-ICS2100 A 07-20-2016-21.d	07/20/2016 12:22
	460-117039-E-22 MSD	A-ICS2100 A 07-20-2016-22.d	07/20/2016 12:38
MW-45MU-XX	460-117087-1	A-ICS2100 A 07-20-2016-23.d	07/20/2016 12:54
MW-16GL-XX	460-117087-2	A-ICS2100 A 07-20-2016-24.d	07/20/2016 13:10
SW-N12999-XX	460-117087-3	A-ICS2100 A 07-20-2016-25.d	07/20/2016 13:27
SW-N13000-XX	460-117087-4	A-ICS2100 A 07-20-2016-26.d	07/20/2016 13:44
	CCB 180-182343/28	A-ICS2100 A 07-20-2016-28.d	07/20/2016 14:19
SW-13821-XX	460-117087-5	A-ICS2100 A 07-20-2016-29.d	07/20/2016 14:36
MW-14MI-XX	460-117087-6	A-ICS2100 A 07-20-2016-30.d	07/20/2016 14:54
MW-28MI-XX	460-117087-7	A-ICS2100 A 07-20-2016-31.d	07/20/2016 15:09
QC-EB071316	460-117087-10	A-ICS2100 A 07-20-2016-33.d	07/20/2016 15:40
SW-5099-XX	460-117087-12	A-ICS2100 A 07-20-2016-34.d	07/20/2016 15:56

FORM IV
HPLC/IC METHOD BLANK SUMMARY

Lab Name: TestAmerica Pittsburgh Job No.: 460-117087-1

SDG No.:

Lab File ID: A-ICS2100 A 07-20-2016-6.d Lab Sample ID: MB 180-182343/6

Matrix: Water Date Extracted:

Instrument ID: CHIC2100A Date Analyzed: 07/20/2016 08:29

Level:(Low/Med) Low

THIS METHOD BLANK APPLIES TO THE FOLLOWING SAMPLES:

CLIENT SAMPLE ID	LAB SAMPLE ID	LAB FILE ID	DATE ANALYZED
	CCB 180-182343/36	A-ICS2100 A 07-20-2016-36.d	07/20/2016 16:27

FORM IV 300.0

FORM I
HPLC/IC ORGANICS ANALYSIS DATA SHEET

Lab Name: TestAmerica Pittsburgh
Job No.: 460-117087-1
SDG No.:
Client Sample ID:
Lab Sample ID: MB 180-182343/6
Matrix: Water
Lab File ID: A-ICS2100 A 07-20-2016-6.d
Analysis Method: 300.0
Date Collected:
Extraction Method:
Date Extracted:
Sample wt/vol: 1(mL)
Date Analyzed: 07/20/2016 08:29
Con. Extract Vol.:
Dilution Factor: 1
Injection Volume: 25(mL)
GC Column: AS-18 ID:
% Moisture:
GPC Cleanup:(Y/N) N
Analysis Batch No.: 182343
Units: mg/L

CAS NO.	COMPOUND NAME	RESULT	Q	RL	MDL
24959-67-9	Bromide	0.0025	U	0.0025	0.00045

FORM III
HPLC/IC LAB CONTROL SAMPLE RECOVERY

Lab Name: TestAmerica Pittsburgh Job No.: 460-117087-1

SDG No.:

Matrix: Water Level: Low Lab File ID: A-ICS2100 A 07-20-2016-5.d

Lab ID: LCS 180-182343/5 Client ID:

COMPOUND	SPIKE ADDED (mg/L)	LCS CONCENTRATION (mg/L)	LCS % REC	QC LIMITS REC	#
Bromide	0.100	0.107	107	90-110	

Column to be used to flag recovery and RPD values

FORM III 300.0

Sample not in SDG

FORM III
HPLC/IC MATRIX SPIKE RECOVERY

Lab Name: TestAmerica Pittsburgh Job No.: 460-117087-1

SDG No.:

Matrix: Water Level: Low Lab File ID: A-ICS2100 A 07-20-2016-21.d

Lab ID: 460-117039-E-22 MS Client ID:

COMPOUND	SPIKE ADDED (mg/L)	SAMPLE CONCENTRATION (mg/L)	MS CONCENTRATION (mg/L)	MS % REC	QC LIMITS REC	#
Bromide	0.0500	0.034	0.0768	87	80-120	

Column to be used to flag recovery and RPD values

FORM III 300.0

FORM III
HPLC/IC MATRIX SPIKE DUPLICATE RECOVERY

Lab Name: TestAmerica Pittsburgh Job No.: 460-117087-1

SDG No.:

Matrix: Water Level: Low Lab File ID: A-ICS2100 A 07-20-2016-22.d

Lab ID: 460-117039-E-22 MSD Client ID:

COMPOUND	SPIKE ADDED (mg/L)	MSD CONCENTRATION (mg/L)	MSD % REC	% RPD	QC LIMITS RPD	QC LIMITS REC	#
Bromide	0.0500	0.0787	90	2	20	80-120	

Column to be used to flag recovery and RPD values

FORM III 300.0

FORM IV
HPLC/IC METHOD BLANK SUMMARY

Lab Name: TestAmerica Pittsburgh Job No.: 460-117087-1

SDG No.:

Lab File ID: A-ICS2100 A 07-21-2016-6.d Lab Sample ID: MB 180-182466/6

Matrix: Water Date Extracted:

Instrument ID: CHIC2100A Date Analyzed: 07/21/2016 08:10

Level:(Low/Med) Low

THIS METHOD BLANK APPLIES TO THE FOLLOWING SAMPLES:

CLIENT SAMPLE ID	LAB SAMPLE ID	LAB FILE ID	DATE ANALYZED
	CCB 180-182466/4	A-ICS2100 A 07-21-2016-4.d	07/21/2016 07:39
	LCS 180-182466/5	A-ICS2100 A 07-21-2016-5.d	07/21/2016 07:54
MW-28GL-XX	460-117087-8	A-ICS2100 A 07-21-2016-7.d	07/21/2016 08:25
MW-502-XX	460-117087-14	A-ICS2100 A 07-21-2016-9.d	07/21/2016 09:08
	CCB 180-182466/16	A-ICS2100 A 07-21-2016-16.d	07/21/2016 10:58
MW-46MI-XX	460-117087-15	A-ICS2100 A 07-21-2016-20.d	07/21/2016 13:26
MW-46MI-XX MS	460-117087-15 MS	A-ICS2100 A 07-21-2016-21.d	07/21/2016 14:11
MW-46MI-XX MSD	460-117087-15 MSD	A-ICS2100 A 07-21-2016-22.d	07/21/2016 14:27
MW-46ML-XX	460-117087-16	A-ICS2100 A 07-21-2016-23.d	07/21/2016 14:44
MW-31MI-XX	460-117087-18	A-ICS2100 A 07-21-2016-25.d	07/21/2016 15:18
MW-31ML-XX	460-117087-19	A-ICS2100 A 07-21-2016-26.d	07/21/2016 15:36
	CCB 180-182466/28	A-ICS2100 A 07-21-2016-28.d	07/21/2016 16:10

FORM I
HPLC/IC ORGANICS ANALYSIS DATA SHEET

Lab Name: TestAmerica Pittsburgh
Job No.: 460-117087-1
SDG No.:
Client Sample ID:
Lab Sample ID: MB 180-182466/6
Matrix: Water
Lab File ID: A-ICS2100 A 07-21-2016-6.d
Analysis Method: 300.0
Date Collected:
Extraction Method:
Date Extracted:
Sample wt/vol: 1(mL)
Date Analyzed: 07/21/2016 08:10
Con. Extract Vol.:
Dilution Factor: 1
Injection Volume: 25(mL)
GC Column: AS-18 ID:
% Moisture:
GPC Cleanup:(Y/N) N
Analysis Batch No.: 182466
Units: mg/L

CAS NO.	COMPOUND NAME	RESULT	Q	RL	MDL
24959-67-9	Bromide	0.0025	U	0.0025	0.00045

FORM III
HPLC/IC LAB CONTROL SAMPLE RECOVERY

Lab Name: TestAmerica Pittsburgh Job No.: 460-117087-1

SDG No.:

Matrix: Water Level: Low Lab File ID: A-ICS2100 A 07-21-2016-5.d

Lab ID: LCS 180-182466/5 Client ID:

COMPOUND	SPIKE ADDED (mg/L)	LCS CONCENTRATION (mg/L)	LCS % REC	QC LIMITS REC	#
Bromide	0.100	0.105	105	90-110	

Column to be used to flag recovery and RPD values

FORM III 300.0

FORM III
HPLC/IC MATRIX SPIKE RECOVERY

Lab Name: TestAmerica Pittsburgh Job No.: 460-117087-1

SDG No.:

Matrix: Water Level: Low Lab File ID: A-ICS2100 A 07-21-2016-21.d

Lab ID: 460-117087-15 MS Client ID: MW-46MI-XX MS

COMPOUND	SPIKE ADDED (mg/L)	SAMPLE CONCENTRATION (mg/L)	MS CONCENTRATION (mg/L)	MS % REC	QC LIMITS REC	#
Bromide	0.0500	0.076	0.132	111	80-120	

Column to be used to flag recovery and RPD values

FORM III 300.0

FORM IV
HPLC/IC METHOD BLANK SUMMARY

Lab Name: TestAmerica Pittsburgh Job No.: 460-117087-1

SDG No.:

Lab File ID: A-ICS2100 A 07-22-2016-6.d Lab Sample ID: MB 180-182619/6

Matrix: Water Date Extracted:

Instrument ID: CHIC2100A Date Analyzed: 07/22/2016 08:51

Level:(Low/Med) Low

THIS METHOD BLANK APPLIES TO THE FOLLOWING SAMPLES:

CLIENT SAMPLE ID	LAB SAMPLE ID	LAB FILE ID	DATE ANALYZED
	CCB 180-182619/4	A-ICS2100 A 07-22-2016-4.d	07/22/2016 08:02
	LCS 180-182619/5	A-ICS2100 A 07-22-2016-5.d	07/22/2016 08:17
MW-31GL-XX	460-117087-17	A-ICS2100 A 07-22-2016-8.d	07/22/2016 09:23
MW-31GL-XX MS	460-117087-17 MS	A-ICS2100 A 07-22-2016-9.d	07/22/2016 09:38
MW-31GL-XX MSD	460-117087-17 MSD	A-ICS2100 A 07-22-2016-10.d	07/22/2016 09:54
	CCB 180-182619/12	A-ICS2100 A 07-22-2016-12.d	07/22/2016 10:42

FORM I
HPLC/IC ORGANICS ANALYSIS DATA SHEET

Lab Name: TestAmerica Pittsburgh
Job No.: 460-117087-1
SDG No.:
Client Sample ID:
Lab Sample ID: MB 180-182619/6
Matrix: Water
Lab File ID: A-ICS2100 A 07-22-2016-6.d
Analysis Method: 300.0
Date Collected:
Extraction Method:
Date Extracted:
Sample wt/vol: 1(mL)
Date Analyzed: 07/22/2016 08:51
Con. Extract Vol.:
Dilution Factor: 1
Injection Volume: 25(mL)
GC Column: AS-18 ID:
% Moisture:
GPC Cleanup:(Y/N) N
Analysis Batch No.: 182619
Units: mg/L

CAS NO.	COMPOUND NAME	RESULT	Q	RL	MDL
24959-67-9	Bromide	0.0025	U	0.0025	0.00045

FORM III
HPLC/IC LAB CONTROL SAMPLE RECOVERY

Lab Name: TestAmerica Pittsburgh Job No.: 460-117087-1

SDG No.:

Matrix: Water Level: Low Lab File ID: A-ICS2100 A 07-22-2016-5.d

Lab ID: LCS 180-182619/5 Client ID:

COMPOUND	SPIKE ADDED (mg/L)	LCS CONCENTRATION (mg/L)	LCS % REC	QC LIMITS REC	#
Bromide	0.100	0.108	108	90-110	

Column to be used to flag recovery and RPD values

FORM III 300.0

FORM III
HPLC/IC MATRIX SPIKE RECOVERY

Lab Name: TestAmerica Pittsburgh Job No.: 460-117087-1

SDG No.:

Matrix: Water Level: Low Lab File ID: A-ICS2100 A 07-22-2016-9.d

Lab ID: 460-117087-17 MS Client ID: MW-31GL-XX MS

COMPOUND	SPIKE ADDED (mg/L)	SAMPLE CONCENTRATION (mg/L)	MS CONCENTRATION (mg/L)	MS % REC	QC LIMITS REC	#
Bromide	0.250	0.15	0.366	88	80-120	

Column to be used to flag recovery and RPD values

FORM III 300.0

FORM III
HPLC/IC MATRIX SPIKE DUPLICATE RECOVERY

Lab Name: TestAmerica Pittsburgh Job No.: 460-117087-1

SDG No.:

Matrix: Water Level: Low Lab File ID: A-ICS2100 A 07-22-2016-10.d

Lab ID: 460-117087-17 MSD Client ID: MW-31GL-XX MSD

COMPOUND	SPIKE ADDED (mg/L)	MSD CONCENTRATION (mg/L)	MSD % REC	% RPD	QC LIMITS		#
					RPD	REC	
Bromide	0.250	0.378	92	3	20	80-120	

Column to be used to flag recovery and RPD values

FORM III 300.0

FORM III
HPLC/IC MATRIX SPIKE RECOVERY

Lab Name: TestAmerica Pittsburgh Job No.: 460-117087-1

SDG No.:

Matrix: Water Level: Low Lab File ID: A-ICS2100 A 07-21-2016-21.d

Lab ID: 460-117087-15 MS Client ID: MW-46MI-XX MS

COMPOUND	SPIKE ADDED (mg/L)	SAMPLE CONCENTRATION (mg/L)	MS CONCENTRATION (mg/L)	MS % REC	QC LIMITS REC	#
Bromide	0.0500	0.076	0.132	111	80-120	

Column to be used to flag recovery and RPD values

FORM III 300.0

FORM III
HPLC/IC MATRIX SPIKE DUPLICATE RECOVERY

Lab Name: TestAmerica Pittsburgh Job No.: 460-117087-1

SDG No.:

Matrix: Water Level: Low Lab File ID: A-ICS2100 A 07-21-2016-22.d

Lab ID: 460-117087-15 MSD Client ID: MW-46MI-XX MSD

COMPOUND	SPIKE ADDED (mg/L)	MSD CONCENTRATION (mg/L)	MSD % REC	% RPD	QC LIMITS		#
					RPD	REC	
Bromide	0.0500	0.130	107	2	20	80-120	

Column to be used to flag recovery and RPD values

FORM III 300.0

HPLC/IC ANALYSIS RUN LOG

Lab Name: TestAmerica Pittsburgh Job No.: 460-117087-1

SDG No.:

Instrument ID: CHIC2100A Start Date: 07/18/2016 08:01

Analysis Batch Number: 182114 End Date: 07/18/2016 11:33

LAB SAMPLE ID	CLIENT SAMPLE ID	DATE ANALYZED	DILUTION FACTOR	LAB FILE ID	COLUMN ID
IC 180-182114/2		07/18/2016 08:01	1	A-ICS2100 A 07-18-2016-2.d	AS-18
IC 180-182114/3		07/18/2016 08:17	1	A-ICS2100 A 07-18-2016-3.d	AS-18
IC 180-182114/4		07/18/2016 08:33	1	A-ICS2100 A 07-18-2016-4.d	AS-18
IC 180-182114/5		07/18/2016 08:48	1	A-ICS2100 A 07-18-2016-5.d	AS-18
IC 180-182114/6		07/18/2016 09:06	1	A-ICS2100 A 07-18-2016-6.d	AS-18
IC 180-182114/7		07/18/2016 09:23	1	A-ICS2100 A 07-18-2016-7.d	AS-18
IC 180-182114/8		07/18/2016 09:40	1	A-ICS2100 A 07-18-2016-8.d	AS-18
RINSE 180-182114/9		07/18/2016 09:58	1		AS-18
RINSE 180-182114/10		07/18/2016 10:15	1		AS-18
ZZZZZ		07/18/2016 10:31	1		AS-18
ZZZZZ		07/18/2016 10:46	1		AS-18
ICV 180-182114/13		07/18/2016 11:02	1		AS-18
CCV 180-182114/14		07/18/2016 11:17	1		AS-18
CCB 180-182114/15		07/18/2016 11:33	1		AS-18

300.0

HPLC/IC ANALYSIS RUN LOG

Lab Name: TestAmerica Pittsburgh Job No.: 460-117087-1

SDG No.:

Instrument ID: CHIC2100A Start Date: 07/20/2016 06:38

Analysis Batch Number: 182343 End Date: 07/20/2016 16:27

LAB SAMPLE ID	CLIENT SAMPLE ID	DATE ANALYZED	DILUTION FACTOR	LAB FILE ID	COLUMN ID
RINSE 180-182343/1		07/20/2016 06:38	1		AS-18
ICV 180-182343/2		07/20/2016 06:55	1	A-ICS2100 A 07-20-2016-2.d	AS-18
CCV 180-182343/3		07/20/2016 07:29	1	A-ICS2100 A 07-20-2016-3.d	AS-18
CCB 180-182343/4		07/20/2016 07:58	1	A-ICS2100 A 07-20-2016-4.d	AS-18
LCS 180-182343/5		07/20/2016 08:13	1	A-ICS2100 A 07-20-2016-5.d	AS-18
MB 180-182343/6		07/20/2016 08:29	1	A-ICS2100 A 07-20-2016-6.d	AS-18
ZZZZZ		07/20/2016 08:45	1		AS-18
ZZZZZ		07/20/2016 09:00	1		AS-18
ZZZZZ		07/20/2016 09:16	1		AS-18
ZZZZZ		07/20/2016 09:31	1		AS-18
ZZZZZ		07/20/2016 09:47	1		AS-18
ZZZZZ		07/20/2016 10:02	1		AS-18
ZZZZZ		07/20/2016 10:18	1		AS-18
ZZZZZ		07/20/2016 10:33	1		AS-18
CCV 180-182343/15		07/20/2016 10:49	1	A-ICS2100 A 07-20-2016-15.d	AS-18
CCB 180-182343/16		07/20/2016 11:05	1	A-ICS2100 A 07-20-2016-16.d	AS-18
ZZZZZ		07/20/2016 11:20	1		AS-18
ZZZZZ		07/20/2016 11:36	1		AS-18
ZZZZZ		07/20/2016 11:51	1		AS-18
ZZZZZ		07/20/2016 12:07	1		AS-18
460-117039-E-22 MS		07/20/2016 12:22	1	A-ICS2100 A 07-20-2016-21.d	AS-18
460-117039-E-22 MSD		07/20/2016 12:38	1	A-ICS2100 A 07-20-2016-22.d	AS-18
460-117087-1		07/20/2016 12:54	1	A-ICS2100 A 07-20-2016-23.d	AS-18
460-117087-2		07/20/2016 13:10	1	A-ICS2100 A 07-20-2016-24.d	AS-18
460-117087-3		07/20/2016 13:27	1	A-ICS2100 A 07-20-2016-25.d	AS-18
460-117087-4		07/20/2016 13:44	1	A-ICS2100 A 07-20-2016-26.d	AS-18
CCV 180-182343/27		07/20/2016 14:02	1	A-ICS2100 A 07-20-2016-27.d	AS-18
CCB 180-182343/28		07/20/2016 14:19	1	A-ICS2100 A 07-20-2016-28.d	AS-18
460-117087-5		07/20/2016 14:36	1	A-ICS2100 A 07-20-2016-29.d	AS-18
460-117087-6		07/20/2016 14:54	1	A-ICS2100 A 07-20-2016-30.d	AS-18
460-117087-7		07/20/2016 15:09	1	A-ICS2100 A 07-20-2016-31.d	AS-18
460-117087-8		07/20/2016 15:25	1	A-ICS2100 A 07-20-2016-32.d	AS-18
460-117087-10		07/20/2016 15:40	1	A-ICS2100 A 07-20-2016-33.d	AS-18
460-117087-12		07/20/2016 15:56	1	A-ICS2100 A 07-20-2016-34.d	AS-18
CCV 180-182343/35		07/20/2016 16:11	1	A-ICS2100 A 07-20-2016-35.d	AS-18

300.0

HPLC/IC ANALYSIS RUN LOG

Lab Name: TestAmerica Pittsburgh Job No.: 460-117087-1

SDG No.:

Instrument ID: CHIC2100A Start Date: 07/20/2016 06:38

Analysis Batch Number: 182343 End Date: 07/20/2016 16:27

LAB SAMPLE ID	CLIENT SAMPLE ID	DATE ANALYZED	DILUTION FACTOR	LAB FILE ID	COLUMN ID
CCB 180-182343/36		07/20/2016 16:27	1	A-ICS2100 A 07-20-2016-36.d	AS-18

300.0

HPLC/IC ANALYSIS RUN LOG

Lab Name: TestAmerica Pittsburgh Job No.: 460-117087-1

SDG No.:

Instrument ID: CHIC2100A Start Date: 07/21/2016 06:12

Analysis Batch Number: 182466 End Date: 07/21/2016 17:37

LAB SAMPLE ID	CLIENT SAMPLE ID	DATE ANALYZED	DILUTION FACTOR	LAB FILE ID	COLUMN ID
RINSE 180-182466/1		07/21/2016 06:12	1		AS-18
ICV 180-182466/2		07/21/2016 06:28	1	A-ICS2100 A 07-21-2016-2.d	AS-18
CCV 180-182466/3		07/21/2016 07:15	1	A-ICS2100 A 07-21-2016-3.d	AS-18
CCB 180-182466/4		07/21/2016 07:39	1	A-ICS2100 A 07-21-2016-4.d	AS-18
LCS 180-182466/5		07/21/2016 07:54	1	A-ICS2100 A 07-21-2016-5.d	AS-18
MB 180-182466/6		07/21/2016 08:10	1	A-ICS2100 A 07-21-2016-6.d	AS-18
460-117087-8		07/21/2016 08:25	5	A-ICS2100 A 07-21-2016-7.d	AS-18
ZZZZZ		07/21/2016 08:41	1		AS-18
460-117087-14		07/21/2016 09:08	1	A-ICS2100 A 07-21-2016-9.d	AS-18
ZZZZZ		07/21/2016 09:24	1		AS-18
ZZZZZ		07/21/2016 09:40	1		AS-18
ZZZZZ		07/21/2016 09:55	1		AS-18
ZZZZZ		07/21/2016 10:11	1		AS-18
ZZZZZ		07/21/2016 10:26	1		AS-18
CCV 180-182466/15		07/21/2016 10:42	1	A-ICS2100 A 07-21-2016-15.d	AS-18
CCB 180-182466/16		07/21/2016 10:58	1	A-ICS2100 A 07-21-2016-16.d	AS-18
ZZZZZ		07/21/2016 11:45	25		AS-18
ZZZZZ		07/21/2016 12:36	25		AS-18
ZZZZZ		07/21/2016 13:03	25		AS-18
460-117087-15		07/21/2016 13:26	1	A-ICS2100 A 07-21-2016-20.d	AS-18
460-117087-15 MS		07/21/2016 14:11	1	A-ICS2100 A 07-21-2016-21.d	AS-18
460-117087-15 MSD		07/21/2016 14:27	1	A-ICS2100 A 07-21-2016-22.d	AS-18
460-117087-16		07/21/2016 14:44	1	A-ICS2100 A 07-21-2016-23.d	AS-18
460-117087-17		07/21/2016 15:01	1	A-ICS2100 A 07-21-2016-24.d	AS-18
460-117087-18		07/21/2016 15:18	1	A-ICS2100 A 07-21-2016-25.d	AS-18
460-117087-19		07/21/2016 15:36	1	A-ICS2100 A 07-21-2016-26.d	AS-18
CCV 180-182466/27		07/21/2016 15:53	1	A-ICS2100 A 07-21-2016-27.d	AS-18
CCB 180-182466/28		07/21/2016 16:10	1	A-ICS2100 A 07-21-2016-28.d	AS-18
ZZZZZ		07/21/2016 16:28	10		AS-18
ZZZZZ		07/21/2016 16:45	5		AS-18
ZZZZZ		07/21/2016 17:02	5		AS-18
CCV 180-182466/32		07/21/2016 17:19	1		AS-18
CCB 180-182466/33		07/21/2016 17:37	1		AS-18

300.0

HPLC/IC ANALYSIS RUN LOG

Lab Name: TestAmerica Pittsburgh Job No.: 460-117087-1

SDG No.:

Instrument ID: CHIC2100A Start Date: 07/22/2016 06:02

Analysis Batch Number: 182619 End Date: 07/22/2016 10:42

LAB SAMPLE ID	CLIENT SAMPLE ID	DATE ANALYZED	DILUTION FACTOR	LAB FILE ID	COLUMN ID
RINSE 180-182619/1		07/22/2016 06:02	1		AS-18
ICV 180-182619/2		07/22/2016 06:17	1	A-ICS2100 A 07-22-2016-2.d	AS-18
CCV 180-182619/3		07/22/2016 07:36	1	A-ICS2100 A 07-22-2016-3.d	AS-18
CCB 180-182619/4		07/22/2016 08:02	1	A-ICS2100 A 07-22-2016-4.d	AS-18
LCS 180-182619/5		07/22/2016 08:17	1	A-ICS2100 A 07-22-2016-5.d	AS-18
MB 180-182619/6		07/22/2016 08:51	1	A-ICS2100 A 07-22-2016-6.d	AS-18
460-117087-17		07/22/2016 09:23	5	A-ICS2100 A 07-22-2016-8.d	AS-18
460-117087-17 MS		07/22/2016 09:38	5	A-ICS2100 A 07-22-2016-9.d	AS-18
460-117087-17 MSD		07/22/2016 09:54	5	A-ICS2100 A 07-22-2016-10.d	AS-18
CCV 180-182619/11		07/22/2016 10:11	1	A-ICS2100 A 07-22-2016-11.d	AS-18
CCB 180-182619/12		07/22/2016 10:42	1	A-ICS2100 A 07-22-2016-12.d	AS-18

300.0

FORM VI
HPLC/IC BY EXTERNAL STANDARD - INITIAL CALIBRATION DATA
CURVE EVALUATION

Lab Name: TestAmerica Pittsburgh Job No.: 460-117087-1 Analy Batch No.: 182114

SDG No.:

Instrument ID: CHIC2100A GC Column: AS-18 ID: Heated Purge: (Y/N) N

Calibration Start Date: 07/18/2016 08:01 Calibration End Date: 07/18/2016 09:40 Calibration ID: 31724

Calibration Files:

LEVEL:	LAB SAMPLE ID:	LAB FILE ID:
Level 1	IC 180-182114/2	A-ICS2100 A 07-18-2016-2.d
Level 2	IC 180-182114/3	A-ICS2100 A 07-18-2016-3.d
Level 3	IC 180-182114/4	A-ICS2100 A 07-18-2016-4.d
Level 4	IC 180-182114/5	A-ICS2100 A 07-18-2016-5.d
Level 5	IC 180-182114/6	A-ICS2100 A 07-18-2016-6.d
Level 6	IC 180-182114/7	A-ICS2100 A 07-18-2016-7.d
Level 7	IC 180-182114/8	A-ICS2100 A 07-18-2016-8.d

ANALYTE	CF				CURVE TYPE	COEFFICIENT			#	MIN CF	%RSD	#	MAX %RSD	R^2 OR COD	#	MIN R^2 OR COD
	LVL 1 LVL 5	LVL 2 LVL 6	LVL 3 LVL 7	LVL 4		B	M1	M2								
Bromide	27256000 22701100	22329600 24144210	21371800 25056575	22148440	LinF		24732616.3							0.9990		0.9950

Note: The m1 coefficient is the same as Ave CF for an Ave curve type.

FORM VII
HPLC/IC CONTINUING CALIBRATION DATA

Lab Name: TestAmerica Pittsburgh Job No.: 460-117087-1

SDG No.:

Lab Sample ID: ICV 180-182343/2 Calibration Date: 07/20/2016 06:55

Instrument ID: CHIC2100A Calib Start Date: 07/18/2016 08:01

GC Column: AS-18 ID: Calib End Date: 07/18/2016 09:40

Lab File ID: A-ICS2100 A 07-20-2016-2.d Conc. Units: mg/L

ANALYTE	CURVE TYPE	AVE CF	CF	MIN CF	CALC AMOUNT	SPIKE AMOUNT	%D	MAX %D
Bromide	LinF		23630660		0.0478	0.0500	-4.5	10.0

FORM VII 300.0

FORM VII
HPLC/IC CONTINUING CALIBRATION DATA

Lab Name: TestAmerica Pittsburgh Job No.: 460-117087-1

SDG No.:

Lab Sample ID: CCV 180-182343/3 Calibration Date: 07/20/2016 07:29

Instrument ID: CHIC2100A Calib Start Date: 07/18/2016 08:01

GC Column: AS-18 ID: Calib End Date: 07/18/2016 09:40

Lab File ID: A-ICS2100 A 07-20-2016-3.d Conc. Units: mg/L

ANALYTE	CURVE TYPE	AVE CF	CF	MIN CF	CALC AMOUNT	SPIKE AMOUNT	%D	MAX %D
Bromide	LinF		26344800		0.107	0.100	6.5	10.0

FORM VII 300.0

FORM VII
HPLC/IC CONTINUING CALIBRATION DATA

Lab Name: TestAmerica Pittsburgh Job No.: 460-117087-1

SDG No.:

Lab Sample ID: CCV 180-182343/15 Calibration Date: 07/20/2016 10:49

Instrument ID: CHIC2100A Calib Start Date: 07/18/2016 08:01

GC Column: AS-18 ID: Calib End Date: 07/18/2016 09:40

Lab File ID: A-ICS2100 A 07-20-2016-15.d Conc. Units: mg/L

ANALYTE	CURVE TYPE	AVE CF	CF	MIN CF	CALC AMOUNT	SPIKE AMOUNT	%D	MAX %D
Bromide	LinF		25917460		0.105	0.100	4.8	10.0

FORM VII 300.0

FORM VII
HPLC/IC CONTINUING CALIBRATION DATA

Lab Name: TestAmerica Pittsburgh Job No.: 460-117087-1

SDG No.:

Lab Sample ID: CCV 180-182343/27 Calibration Date: 07/20/2016 14:02

Instrument ID: CHIC2100A Calib Start Date: 07/18/2016 08:01

GC Column: AS-18 ID: Calib End Date: 07/18/2016 09:40

Lab File ID: A-ICS2100 A 07-20-2016-27.d Conc. Units: mg/L

ANALYTE	CURVE TYPE	AVE CF	CF	MIN CF	CALC AMOUNT	SPIKE AMOUNT	%D	MAX %D
Bromide	LinF		25597200		0.103	0.100	3.5	10.0

FORM VII 300.0

FORM VII
HPLC/IC CONTINUING CALIBRATION DATA

Lab Name: TestAmerica Pittsburgh Job No.: 460-117087-1

SDG No.:

Lab Sample ID: CCV 180-182343/35 Calibration Date: 07/20/2016 16:11

Instrument ID: CHIC2100A Calib Start Date: 07/18/2016 08:01

GC Column: AS-18 ID: Calib End Date: 07/18/2016 09:40

Lab File ID: A-ICS2100 A 07-20-2016-35.d Conc. Units: mg/L

ANALYTE	CURVE TYPE	AVE CF	CF	MIN CF	CALC AMOUNT	SPIKE AMOUNT	%D	MAX %D
Bromide	LinF		25094430		0.101	0.100	1.5	10.0

FORM VII 300.0

FORM VII
HPLC/IC CONTINUING CALIBRATION DATA

Lab Name: TestAmerica Pittsburgh Job No.: 460-117087-1

SDG No.:

Lab Sample ID: ICV 180-182466/2 Calibration Date: 07/21/2016 06:28

Instrument ID: CHIC2100A Calib Start Date: 07/18/2016 08:01

GC Column: AS-18 ID: Calib End Date: 07/18/2016 09:40

Lab File ID: A-ICS2100 A 07-21-2016-2.d Conc. Units: mg/L

ANALYTE	CURVE TYPE	AVE CF	CF	MIN CF	CALC AMOUNT	SPIKE AMOUNT	%D	MAX %D
Bromide	LinF		23243940		0.0470	0.0500	-6.0	10.0

FORM VII 300.0

FORM VII
HPLC/IC CONTINUING CALIBRATION DATA

Lab Name: TestAmerica Pittsburgh Job No.: 460-117087-1

SDG No.:

Lab Sample ID: CCV 180-182466/3 Calibration Date: 07/21/2016 07:15

Instrument ID: CHIC2100A Calib Start Date: 07/18/2016 08:01

GC Column: AS-18 ID: Calib End Date: 07/18/2016 09:40

Lab File ID: A-ICS2100 A 07-21-2016-3.d Conc. Units: mg/L

ANALYTE	CURVE TYPE	AVE CF	CF	MIN CF	CALC AMOUNT	SPIKE AMOUNT	%D	MAX %D
Bromide	LinF		26345940		0.107	0.100	6.5	10.0

FORM VII 300.0

FORM VII
HPLC/IC CONTINUING CALIBRATION DATA

Lab Name: TestAmerica Pittsburgh Job No.: 460-117087-1

SDG No.:

Lab Sample ID: CCV 180-182466/15 Calibration Date: 07/21/2016 10:42

Instrument ID: CHIC2100A Calib Start Date: 07/18/2016 08:01

GC Column: AS-18 ID: Calib End Date: 07/18/2016 09:40

Lab File ID: A-ICS2100 A 07-21-2016-15.d Conc. Units: mg/L

ANALYTE	CURVE TYPE	AVE CF	CF	MIN CF	CALC AMOUNT	SPIKE AMOUNT	%D	MAX %D
Bromide	LinF		25300800		0.102	0.100	2.3	10.0

FORM VII 300.0

FORM VII
HPLC/IC CONTINUING CALIBRATION DATA

Lab Name: TestAmerica Pittsburgh Job No.: 460-117087-1

SDG No.:

Lab Sample ID: CCV 180-182466/27 Calibration Date: 07/21/2016 15:53

Instrument ID: CHIC2100A Calib Start Date: 07/18/2016 08:01

GC Column: AS-18 ID: Calib End Date: 07/18/2016 09:40

Lab File ID: A-ICS2100 A 07-21-2016-27.d Conc. Units: mg/L

ANALYTE	CURVE TYPE	AVE CF	CF	MIN CF	CALC AMOUNT	SPIKE AMOUNT	%D	MAX %D
Bromide	LinF		26840000		0.109	0.100	8.5	10.0

FORM VII 300.0

FORM VII
HPLC/IC CONTINUING CALIBRATION DATA

Lab Name: TestAmerica Pittsburgh Job No.: 460-117087-1

SDG No.:

Lab Sample ID: ICV 180-182619/2 Calibration Date: 07/22/2016 06:17

Instrument ID: CHIC2100A Calib Start Date: 07/18/2016 08:01

GC Column: AS-18 ID: Calib End Date: 07/18/2016 09:40

Lab File ID: A-ICS2100 A 07-22-2016-2.d Conc. Units: mg/L

ANALYTE	CURVE TYPE	AVE CF	CF	MIN CF	CALC AMOUNT	SPIKE AMOUNT	%D	MAX %D
Bromide	LinF		22288300		0.0451	0.0500	-9.9	10.0

FORM VII 300.0

FORM VII
HPLC/IC CONTINUING CALIBRATION DATA

Lab Name: TestAmerica Pittsburgh Job No.: 460-117087-1

SDG No.:

Lab Sample ID: CCV 180-182619/3 Calibration Date: 07/22/2016 07:36

Instrument ID: CHIC2100A Calib Start Date: 07/18/2016 08:01

GC Column: AS-18 ID: Calib End Date: 07/18/2016 09:40

Lab File ID: A-ICS2100 A 07-22-2016-3.d Conc. Units: mg/L

ANALYTE	CURVE TYPE	AVE CF	CF	MIN CF	CALC AMOUNT	SPIKE AMOUNT	%D	MAX %D
Bromide	LinF		26909850		0.109	0.100	8.8	10.0

FORM VII 300.0

FORM VII
HPLC/IC CONTINUING CALIBRATION DATA

Lab Name: TestAmerica Pittsburgh Job No.: 460-117087-1

SDG No.:

Lab Sample ID: CCV 180-182619/11 Calibration Date: 07/22/2016 10:11

Instrument ID: CHIC2100A Calib Start Date: 07/18/2016 08:01

GC Column: AS-18 ID: Calib End Date: 07/18/2016 09:40

Lab File ID: A-ICS2100 A 07-22-2016-11.d Conc. Units: mg/L

ANALYTE	CURVE TYPE	AVE CF	CF	MIN CF	CALC AMOUNT	SPIKE AMOUNT	%D	MAX %D
Bromide	LinF		26389030		0.107	0.100	6.7	10.0

FORM VII 300.0

COVER PAGE
GENERAL CHEMISTRY

Lab Name: TestAmerica Edison Job Number: 460-117087-1

SDG No.:

Project: LMC Great Neck Groundwater Monitoring

Client Sample ID	Lab Sample ID
MW-45MU-XX	460-117087-1
MW-16GL-XX	460-117087-2
SW-N12999-XX	460-117087-3
SW-N13000-XX	460-117087-4
SW-13821-XX	460-117087-5
MW-14MI-XX	460-117087-6
MW-28MI-XX	460-117087-7
MW-28GL-XX	460-117087-8
QC-EB071316	460-117087-10
SW-5099-XX	460-117087-12
MW-502-XX	460-117087-14
MW-46MI-XX	460-117087-15
MW-46ML-XX	460-117087-16
MW-31GL-XX	460-117087-17
MW-31MI-XX	460-117087-18
MW-31ML-XX	460-117087-19

Comments:

9-IN
DETECTION LIMITS
GENERAL CHEMISTRY

Lab Name: TestAmerica Edison Job Number: 460-117087-1

SDG Number:

Matrix: Water Instrument ID: NOEQUIP

Method: SM 4500 Cl- B MDL Date: 03/02/2015 07:40

Analyte	Wavelength/ Mass	RL (mg/L)	MDL (mg/L)
Chloride		5	0.84

FORM IX - IN

9-IN
CALIBRATION BLANK DETECTION LIMITS
GENERAL CHEMISTRY

Lab Name: TestAmerica Edison Job Number: 460-117087-1

SDG Number:

Matrix: Water Instrument ID: NOEQUIP

Method: SM 4500 Cl- B XMDL Date: 03/02/2015 07:41

Analyte	Wavelength/ Mass	XRL (mg/L)	XMDL (mg/L)
Chloride		5	0.84

13-IN
ANALYSIS RUN LOG
GENERAL CHEMISTRY

Lab Name: TestAmerica Edison Job No.: 460-117087-1

SDG No.:

Instrument ID: NOEQUIP Method: SM 4500 Cl- B

Start Date: 07/28/2016 12:00 End Date: 07/28/2016 12:00

Lab Sample ID	D/F	Type	Time	Analytes																			
				CL-																			
MB 460-381690/1	1	T	12:00	X																			
LCSSRM 460-381690/2 ^2	2	T	12:00	X																			
460-117087-15	1	T	12:00	X																			
460-117087-15 MS	1	T	12:00	X																			
460-117087-15 MSD	1	T	12:00	X																			
460-117087-1	2	T	12:00	X																			
460-117087-2	2	T	12:00	X																			
460-117087-3	1	T	12:00	X																			
460-117087-4	1	T	12:00	X																			
460-117087-5	1	T	12:00	X																			
460-117087-6	1	T	12:00	X																			
460-117087-7	2	T	12:00	X																			
460-117087-8	4	T	12:00	X																			
460-117087-10	1	T	12:00	X																			
460-117087-12	1	T	12:00	X																			
460-117087-14	1	T	12:00	X																			
460-117087-16	1	T	12:00	X																			
460-117087-17	2	T	12:00	X																			
460-117087-18	1	T	12:00	X																			
460-117087-19	1	T	12:00	X																			

Prep Types
T = Total/NA

3-IN
METHOD BLANK
GENERAL CHEMISTRY

Lab Name: TestAmerica Edison Job No.: 460-117087-1

SDG No.:

Method	Lab Sample ID	Analyte	Result	Qual	Units	RL	Dil
Batch ID: 381690 Date: 07/28/2016 12:00							
SM 4500 Cl- B	MB 460-381690/1	Chloride	5.0	U	mg/L	5.0	1

FORM III-IN

7A-IN
LCS-CERTIFIED REFERENCE MATERIAL
GENERAL CHEMISTRY

Lab Name: TestAmerica Edison Job No.: 460-117087-1

SDG No.:

Matrix: Water

Method	Lab Sample ID	Analyte	Result	C	Unit	Spike Amount	Pct. Rec.	Limits	RPD	RPD Limit	Q
Batch ID: 381690	Date: 07/28/2016 12:00										
						LCS Source: WTchlLCS_00068					
SM 4500 Cl- B	LCSSRM 460-381690/2 ^2	Chloride	77.98		mg/L	79.6	98.0	91.0-109.0			

Calculations are performed before rounding to avoid round-off errors in calculated results.

FORM VIIA-IN

5-IN
MATRIX SPIKE SAMPLE RECOVERY
GENERAL CHEMISTRY

Lab Name: TestAmerica Edison Job No.: 460-117087-1

SDG No.:

Matrix: Water

Method	Lab Sample ID	Analyte	Result	C	Unit	Spike Amount	Pct. Rec.	Limits	RPD	RPD Limit	Q
Batch ID: 381690 Date: 07/28/2016 12:00											
SM 4500 Cl- B	460-117087-15	Chloride	22.5		mg/L						
SM 4500 Cl- B	460-117087-15 MS	Chloride	49.00		mg/L	25.0	106	90-110			

Calculations are performed before rounding to avoid round-off errors in calculated results.

FORM V-IN

5-IN
MATRIX SPIKE DUPLICATE SAMPLE RECOVERY
GENERAL CHEMISTRY

Lab Name: TestAmerica Edison Job No.: 460-117087-1

SDG No.:

Matrix: Water

Method	Lab Sample ID	Analyte	Result	C	Unit	Spike Amount	Pct. Rec.	Limits	RPD	RPD Limit	Q
Batch ID: 381690 Date: 07/28/2016 12:00											
SM 4500 Cl- B	460-117087-15 MSD	Chloride	49.00		mg/L	25.0	106	90-110	0	10	

Calculations are performed before rounding to avoid round-off errors in calculated results.

FORM V-IN

GENERAL CHEMISTRY BATCH WORKSHEET

Lab Name: TestAmerica Edison Job No.: 460-117087-1

SDG No.:

Batch Number: 381690 Batch Start Date: 07/28/16 12:00 Batch Analyst: Vu, Huan

Batch Method: SM 4500 Cl- B Batch End Date: 07/28/16 14:58

Lab Sample ID	Client Sample ID	Method Chain	Basis	FinalAmount	WTchlLCS 00068	WTchlSP1 00022	AnalysisComment		
MB 460-381690/1		SM 4500 Cl- B		100 mL			B-0217-16 ; 0.0141 N AgNO3 exp:01/02/17		
LCSSRM 460-381690/2 ^2		SM 4500 Cl- B		100 mL	50 mL		B-0140-16 : K2CrO4 exp;09/15/16		
460-117087-F-15	MW-46MI-XX	SM 4500 Cl- B	T	100 mL					
460-117087-F-15 MS	MW-46MI-XX	SM 4500 Cl- B	T	100 mL		2.5 mL			
460-117087-F-15 MSD	MW-46MI-XX	SM 4500 Cl- B	T	100 mL		2.5 mL			
460-117087-F-1 ^2	MW-45MU-XX	SM 4500 Cl- B	T	100 mL					
460-117087-F-2 ^2	MW-16GL-XX	SM 4500 Cl- B	T	100 mL					
460-117087-F-3	SW-N12999-XX	SM 4500 Cl- B	T	100 mL					
460-117087-F-4	SW-N13000-XX	SM 4500 Cl- B	T	100 mL					
460-117087-F-5	SW-13821-XX	SM 4500 Cl- B	T	100 mL					
460-117087-F-6	MW-14MI-XX	SM 4500 Cl- B	T	100 mL					
460-117087-F-7 ^2	MW-28MI-XX	SM 4500 Cl- B	T	100 mL					
460-117087-F-8 ^4	MW-28GL-XX	SM 4500 Cl- B	T	100 mL					
460-117087-F-10	QC-EB071316	SM 4500 Cl- B	T	100 mL					
460-117087-F-12	SW-5099-XX	SM 4500 Cl- B	T	100 mL					
460-117087-F-14	MW-502-XX	SM 4500 Cl- B	T	100 mL					
460-117087-F-16	MW-46ML-XX	SM 4500 Cl- B	T	100 mL					
460-117087-F-17 ^2	MW-31GL-XX	SM 4500 Cl- B	T	100 mL					
460-117087-F-18	MW-31MI-XX	SM 4500 Cl- B	T	100 mL					
460-117087-F-19	MW-31ML-XX	SM 4500 Cl- B	T	100 mL					

The pound sign (#) in the amount added field denotes that the reagent was used undiluted. All calculations are performed using the stated concentration for this reagent.

GENERAL CHEMISTRY BATCH WORKSHEET

Lab Name: TestAmerica Edison Job No.: 460-117087-1

SDG No.:

Batch Number: 381690 Batch Start Date: 07/28/16 12:00 Batch Analyst: Vu, Huan

Batch Method: SM 4500 Cl- B Batch End Date: 07/28/16 14:58

Batch Notes	

Basis	Basis Description
T	Total/NA

The pound sign (#) in the amount added field denotes that the reagent was used undiluted. All calculations are performed using the stated concentration for this reagent.

DATA USABILITY SUMMARY REPORT
GROUNDWATER MONITORING
PROJECT: LMC GREAT NECK
NEW YORK
DATE SAMPLES COLLECTED: JULY 13-14, 2016

LAB REPORT No. 460-117088-1

1.0 INTRODUCTION

Thirteen aqueous samples including one field duplicate pair, one equipment blank, and one trip blank were collected by Tetra Tech, Inc., at the Lockheed Martin Great Neck site on July 13-14, 2016. The samples were sent to TestAmerica Laboratories, Inc., in Edison, New Jersey. All analyses were conducted in accordance with USEPA Contract Laboratory Program (CLP) OLM04.2 Method Volatile Organic Compound (VOC) Low Level (LL), SW846 8260C SIM, EPA Method 300.0, and Standard Methods 4500 Cl-B analytical and reporting protocols.

The data package deliverables provided by the laboratory included a Category B deliverable as outlined in the New York State Department of Environmental Conservation (NYSDEC) Analytical Services Protocols.

Data validation was performed on the aforementioned samples in accordance with EPA Region II data validation guidelines. However, the data validation review requirements were applied such that specifications of the methods took precedence over the specifications of the outlined in the USEPA Region II Standard Operating Procedures (SOPs) Low/Medium Volatile Data Validation, HW-33 Revision 3 (March 2013). Likewise, in the instances when method requirements were not defined, Region II guidelines were applied.

The Data Usability Summary Report (DUSR) was prepared after the process of data validation was completed and summarizes the overall data quality and usability in accordance with the NYSDEC Technical Guidance for Site Investigation and Remediation (NYSDEC 2010).

The DUSR review is based on the following parameters:

* ● Data completeness
* ● Hold times/Sample Preservation
* ● GC/MS System Tuning and Performance
● Initial/continuing calibrations
● Laboratory Method and Trip Blank Results
* ● Surrogate Spike Recoveries
* ● Internal Standard Results
* ● Laboratory Control Sample/Laboratory Control Spike Duplicate Results
* ● Matrix Spike/Matrix Spike Duplicate Results
● Field Duplicate Precision
* ● Compound Identification/Quantitation
* ● Tentatively Identified Compounds Results
* ● Detection Limits

The symbol (*) indicates that all quality control criteria were met for this parameter.

This report was prepared to provide a critical review of the laboratory analysis and reported chemical results. Overall, the data quality is acceptable. The results of the Quality Assurance Review are presented in Section 3.0. Summary tables are provided. Appendices A, B, and C are

provided so that the data user can review the qualified analytical results, results reported by the laboratory, and the supporting documentation associated with data findings and data quality.

2.0 SAMPLES INCLUDED IN REVIEW

Lab Report No. 460-117088-1

Sample ID	Lab ID	Date Collected	Test Requested
MW-24GL-XX	460-117088-1	7/13/2016	VOCs, Misc
MW-27MI-XX	460-117088-2	7/13/2016	VOCs, Misc
MW-29GL-XX	460-117088-13	7/14/2016	VOCs, Misc
MW-29MI-XX	460-117088-12	7/14/2016	VOCs, Misc
MW-2GL-XX	460-117088-7	7/14/2016	VOCs
MW-2MI-XX	460-117088-8	7/14/2016	VOCs
MW-3GL-XX	460-117088-3	7/13/2016	VOCs
MW-3ML-XX	460-117088-4	7/13/2016	VOCs
MW-47MI-XX	460-117088-10	7/14/2016	VOCs
MW-47ML-XX	460-117088-9	7/14/2016	VOCs
MW-503-XX	460-117088-11	7/14/2016	VOCs, Misc
QC-EB071416	460-117088-6	7/14/2016	VOCs, Misc
QC-TB071416	460-117088-5	7/14/2016	VOCs

Legend:

VOCs = CLP Low Level (LL) Volatile Organic Compounds in accordance with OLM04.2 Method and SW846 8260C SIM.
Misc = Bromide and Chlorine in accordance with EPA Method 300.0 and Standard Methods 4500 Cl-B, respectively.

3.0 RESULTS

3.1 DATA COMPLETENESS

With regard to the data package deliverables, the contents of the data package were complete and contained all necessary summary forms and raw instrument data.

3.2 QUALITY CONTROL PARAMETERS

Hold Times/Sample Preservation: Technical hold times and preservation were assessed by comparing the sample dates and preservation code on the sample COC with that of the analysis dates.

- All project samples were properly preserved and analyzed within the required hold time for all analyses.

GC/MS Performance Check (Tuning) Summary: Gas chromatograph/mass spectrometer (GC/MS) instrument tuning and performance checks are performed to ensure the instrument's ability to provide appropriate mass-resolution, identification and sensitivity.

- The BFB tuning compound mass-ion abundance criteria for the LL VOC analyses were reported within control limits.

Initial and Continuing Calibration Results: Control limits for initial and continuing instrument calibrations are established to ensure that the instrument is capable of producing accurate quantitative data. The following issues were noted:

- The initial calibration performed on 07/07/2016 had a Percent Relative Standard Deviation (%RSD) which exceeded the 40% quality control limit (for compounds exhibiting poor response) for acetone. All samples were affected. Only non-detected results were reported for acetone in the affected samples and these non-detects were qualified as estimated, (UJ).

- The continuing calibrations performed on 07/19/2016 @ 21:27 and 07/20/2016 @ 20:27 had %Ds for acetone, methyl acetate, and 2-butanone (methyl ethyl ketone (MEK)) which exceeded the 40% quality control limits. All sample were affected. The detected and non-detected results reported for these compounds in the affected samples were qualified as estimated, (J) and (UJ), respectively.

- All initial and continuing calibration response factors were within the quality control limits.

Laboratory Method and Trip Blank Contamination:

- Acetone and 2-butanone were detected in the trip blank above the Reporting Limit (RL). No action was taken because these compounds were not detected in the aqueous environmental samples and the equipment blank is not qualified for trip blank contamination.

- No other target compound contaminants were detected in the laboratory method blanks associated with the reviewed parameters in this data set.

System Monitoring Compound (Surrogate) Recoveries:

- All surrogate recoveries fell within control limits for the project samples received for LL VOC reviewed.

Internal Standards Area Performance:

- The internal standard area counts and retention times fell within control limits for the project samples received and reviewed.

Laboratory Control Spike/Laboratory Control Spike Duplicate (LCS/LCSD) Results:

- The LCS/LCSD target compound Percent Recoveries (%Rs) and Relative Percent Differences (RPDs) were acceptable for the parameters reviewed.

Matrix Spike/Matrix Spike Duplicate Samples (MS/MSD) Results:

- All the target compounds/parameters were within the quality control limits for the MS/MSD analyses.

Field Duplicate Precision: Field duplicates are collected to provide information on sampling precision and homogeneity.

- MW-503XX was collected as a field duplicate sample of MW-29GL-XX. The difference between the detected and non-detected results for vinyl chloride was greater than the 2X the RL. The detected and non-detected results reported for this compound in the field duplicate pair were qualified as estimated, (J) and (UJ), respectively. The remaining results associated with these two samples fell within quality control limits, thereby satisfying precision.

Target Compound Identification and Quantitation: The laboratory calculations are verified and compound identifications are reviewed and assessed by the data reviewer.

- The GC/MS raw data (quantitation reports and chromatograms) were provided for review. No laboratory calculation errors were noted for the sample selected for verification during data validation.

Tentatively Identified Compounds (TIC) Results:

- One TIC was detected in sample MW-29GL-XX. The result was qualified (NJ), presumptively present. The compound was identified as 1,2-dichloro-1,1,2-trifluoroethane.

Detection Limits: Non-detected results were reported to the Method Detection Limit (MDL).

- The following samples were analyzed at dilutions:

Sample	Dilution	Fraction
MW-29MI-XX	2	VOCs (OLM04.2 Method)
MW-24GL-XX	5	Bromide
MW-29GL-XX	25	Bromide
MW-29MI-XX	5	Bromide
MW-503-XX	10	Bromide
MW-24GL-XX	5	Chloride
MW-27MI-XX	2	Chloride
MW-29GL-XX	4	Chloride
MW-29MI-XX	2	Chloride
MW-503-XX	4	Chloride

The RLs of the non-detected results in the VOC fraction were elevated.

The RLs of the non-detected results in the VOC fraction were elevated.

4.0 CONCLUSIONS

Overall, based on the outcome of data validation and as summarized in the DUSR, the data quality is acceptable with the qualifiers noted in this report.

Tetra Tech, Inc.
Michelle L. Allen
Chemist/Data Validator

Tetra Tech, Inc.
Joseph A. Samchuck
Data Validation Manager

September 12, 2016

Attachments:

Appendix A – Qualified Analytical Results
Appendix B – Results as Reported by the Laboratory
Appendix C – Support Documentation

Data Qualifier Definitions

The following definitions provide brief explanations of the validation qualifiers assigned to results in the data review process.

U	The analyte was analyzed for, but was not detected at a level greater than or equal to the level of the adjusted method detection limit for sample and method.
J	The analyte was positively identified and the associated numerical value is the approximate concentration of the analyte in the sample (due either to the quality of the data generated because certain quality control criteria were not met, or the concentration of the analyte was below the reporting limit).
J+	The result is an estimated quantity, but the result may be biased high.
J-	The result is an estimated quantity, but the result may be biased low.
UJ	The analyte was analyzed for, but was not detected. The reported detection limit is approximate and may be inaccurate or imprecise.
R	The sample result (detected) is unusable due to the quality of the data generated because certain criteria were not met. The analyte may or may not be present in the sample.
UR	The sample result (nondetected) is unusable due to the quality of the data generated because certain criteria were not met. The analyte may or may not be present in the sample.

Appendix A

Qualified Analytical Results

Qualifier Codes:

A = Lab Blank Contamination
B = Field Blank Contamination
C = Calibration Noncompliance (i.e., % RSDs, %Ds, ICVs, CCVs, RRFs, etc.)
C01 = GC/MS Tuning Noncompliance
D = MS/MSD Recovery Noncompliance
E = LCS/LCSD Recovery Noncompliance
F = Lab Duplicate Imprecision
G = Field Duplicate Imprecision
H = Holding Time Exceedance
I = ICP Serial Dilution Noncompliance
J = ICP PDS Recovery Noncompliance; MSA's r < 0.995
K = ICP Interference - includes ICS % R Noncompliance
L = Instrument Calibration Range Exceedance
M = Sample Preservation Noncompliance
N = Internal Standard Noncompliance
N01 = Internal Standard Recovery Noncompliance Dioxins
N02 = Recovery Standard Noncompliance Dioxins
N03 = Clean-up Standard Noncompliance Dioxins
O = Poor Instrument Performance (i.e., base-time drifting)
P = Uncertainty near detection limit (< 2 x IDL for inorganics and <CRQL for organics)
Q = Other problems (can encompass a number of issues; i.e.chromatography,interferences, etc.)
R = Surrogates Recovery Noncompliance
S = Pesticide/PCB Resolution
T = % Breakdown Noncompliance for DDT and Endrin
U = RPD between columns/detectors >40% for positive results determined via GC/HPLC
V = Non-linear calibrations; correlation coefficient r < 0.995
W = EMPC result
X = Signal to noise response drop
Y = Percent solids <30%
Z = Uncertainty at 2 standard deviations is greater than sample activity
Z1 = Tentatively Identified Compound considered presumptively present
Z2 = Tentatively Identified Compound column bleed
Z3 = Tentatively Identified Compound aldol condensate
Z4 = Sample activity is less than the at uncertainty at 3 standard deviations and greater than the MDC
Z5 = Sample activity is less than the at uncertainty at 3 standard deviations and less than the MDC

PROJ_NO: 07793	NSAMPLE	MW-24GL-XX			MW-27MI-XX			MW-29GL-XX			MW-29MI-XX		
SDG: 460-117088-1	LAB_ID	460-117088-1			460-117088-2			460-117088-13			460-117088-12		
FRACTION: OV	SAMP_DATE	7/13/2016			7/13/2016			7/14/2016			7/14/2016		
MEDIA: WATER	QC_TYPE	NM			NM			NM			NM		
	UNITS	UG/L			UG/L			UG/L			UG/L		
	PCT_SOLIDS	0.0			0.0			0.0			0.0		
	DUP_OF												
PARAMETER		RESULT	VQL	QLCD	RESULT	VQL	QLCD	RESULT	VQL	QLCD	RESULT	VQL	QLCD
1,4-DIOXANE		0.73			1.4			4.4			1.2		

PROJ_NO: 07793	NSAMPLE	MW-2GL-XX			MW-2MI-XX			MW-3GL-XX			MW-3ML-XX		
SDG: 460-117088-1	LAB_ID	460-117088-7			460-117088-8			460-117088-3			460-117088-4		
FRACTION: OV	SAMP_DATE	7/14/2016			7/14/2016			7/13/2016			7/13/2016		
MEDIA: WATER	QC_TYPE	NM			NM			NM			NM		
	UNITS	UG/L			UG/L			UG/L			UG/L		
	PCT_SOLIDS	0.0			0.0			0.0			0.0		
	DUP_OF												
PARAMETER		RESULT	VQL	QLCD	RESULT	VQL	QLCD	RESULT	VQL	QLCD	RESULT	VQL	QLCD
1,4-DIOXANE		0.11	U		0.11	U		0.11	U		0.11	U	

PROJ_NO: 07793	NSAMPLE	MW-47MI-XX			MW-47ML-XX			MW-503-XX			QC-EB071416		
SDG: 460-117088-1	LAB_ID	460-117088-10			460-117088-9			460-117088-11			460-117088-6		
FRACTION: OV	SAMP_DATE	7/14/2016			7/14/2016			7/14/2016			7/14/2016		
MEDIA: WATER	QC_TYPE	NM			NM			NM			EB		
	UNITS	UG/L			UG/L			UG/L			UG/L		
	PCT_SOLIDS	0.0			0.0			0.0			0.0		
	DUP_OF							MW-29GL-XX					
PARAMETER		RESULT	VQL	QLCD	RESULT	VQL	QLCD	RESULT	VQL	QLCD	RESULT	VQL	QLCD
1,4-DIOXANE		1.2			1.2			4.1			0.11	U	

PROJ_NO: 07793	NSAMPLE	QC-TB071416		
SDG: 460-117088-1	LAB_ID	460-117088-5		
FRACTION: OV	SAMP_DATE	7/14/2016		
MEDIA: WATER	QC_TYPE	TB		
	UNITS	UG/L		
	PCT_SOLIDS	0.0		
	DUP_OF			
PARAMETER		RESULT	VQL	QLCD
1,4-DIOXANE		0.11	U	

PROJ_NO: 07793	NSAMPLE	MW-24GL-XX			MW-27MI-XX			MW-29GL-XX			MW-29MI-XX		
SDG: 460-117088-1	LAB_ID	460-117088-1			460-117088-2			460-117088-13			460-117088-12		
FRACTION: OVCLP	SAMP_DATE	7/13/2016			7/13/2016			7/14/2016			7/14/2016		
MEDIA: WATER	QC_TYPE	NM			NM			NM			NM		
	UNITS	UG/L			UG/L			UG/L			UG/L		
	PCT_SOLIDS	0.0			0.0			0.0			0.0		
	DUP_OF												
PARAMETER		RESULT	VQL	QLCD	RESULT	VQL	QLCD	RESULT	VQL	QLCD	RESULT	VQL	QLCD
1,1,1-TRICHLOROETHANE		0.1	U		0.1	U		0.1	U		0.2	U	
1,1,2,2-TETRACHLOROETHANE		0.1	U		0.1	U		0.1	U		0.2	U	
1,1,2-TRICHLOROETHANE		0.1	U		0.1	U		0.65	J	P	0.2	U	
1,1,2-TRICHLOROTRIFLUOROETHANE		0.1	U		2.6			6.6			9.1		
1,1-DICHLORO-2,2,2-TRIFLUOROETHANE		0.1	U		0.1	U		0.1	U		0.2	U	
1,1-DICHLOROETHANE		0.1	U		0.1	U		0.1	U		0.2	U	
1,1-DICHLOROETHENE		0.1	U		1.3			0.1	U		1.6	J	P
1,1-DIFLUOROETHANE		0.1	U		0.1	U		0.1	U		0.2	U	
1,2,4-TRICHLOROBENZENE		0.1	U		0.1	U		0.1	U		0.2	U	
1,2-DIBROMO-3-CHLOROPROPANE		0.1	U		0.1	U		0.1	U		0.2	U	
1,2-DIBROMOETHANE		0.1	U		0.1	U		0.1	U		0.2	U	
1,2-DICHLORO-1,1,2-TRIFLUOROETHANE								5.6	NJ	Z1			
1,2-DICHLOROBENZENE		0.1	U		0.1	U		0.1	U		0.2	U	
1,2-DICHLOROETHANE		0.1	U		0.1	U		0.1	U		0.2	U	
1,2-DICHLOROPROPANE		0.1	U		0.1	U		0.1	U		0.2	U	
1,3-DICHLOROBENZENE		0.1	U		0.1	U		0.1	U		0.2	U	
1,4-DICHLOROBENZENE		0.1	U		0.1	U		0.1	U		0.2	U	
2-BUTANONE		0.1	UJ	C	0.1	UJ	C	0.1	UJ	C	0.2	UJ	C
2-HEXANONE		0.1	U		0.1	U		0.1	U		0.2	U	
4-METHYL-2-PENTANONE		0.1	U		0.1	U		0.1	U		0.2	U	
ACETONE		0.1	UJ	C	0.1	UJ	C	0.1	UJ	C	0.2	UJ	C
BENZENE		0.1	U		0.1	U		0.1	U		0.2	U	
BROMODICHLOROMETHANE		0.1	U		0.1	U		0.1	U		0.2	U	
BROMOFORM		0.1	U		0.1	U		0.1	U		0.2	U	
BROMOMETHANE		0.1	U		0.1	U		0.1	U		0.2	U	
CARBON DISULFIDE		0.1	U		0.1	U		0.1	U		0.2	U	
CARBON TETRACHLORIDE		0.1	U		0.1	U		0.1	U		0.2	U	
CHLOROBENZENE		0.1	U		0.1	U		0.35	J	P	0.2	U	
CHLORODIBROMOMETHANE		0.1	U		0.1	U		0.1	U		0.2	U	
CHLORODIFLUOROMETHANE		0.1	U		5.6			0.1	U		0.2	U	
CHLOROETHANE		0.1	U		0.1	U		0.1	U		0.2	U	
CHLOROFORM		2.9			0.17	J	P	1.1			1.5	J	P
CHLOROMETHANE		0.1	U		0.1	U		0.1	U		0.2	U	
CIS-1,2-DICHLOROETHENE		0.57	J	P	16			25			210		
CIS-1,3-DICHLOROPROPENE		0.1	U		0.1	U		0.1	U		0.2	U	

PROJ_NO: 07793	NSAMPLE	MW-2GL-XX			MW-2MI-XX			MW-3GL-XX			MW-3ML-XX		
SDG: 460-117088-1	LAB_ID	460-117088-7			460-117088-8			460-117088-3			460-117088-4		
FRACTION: OVCLP	SAMP_DATE	7/14/2016			7/14/2016			7/13/2016			7/13/2016		
MEDIA: WATER	QC_TYPE	NM			NM			NM			NM		
	UNITS	UG/L			UG/L			UG/L			UG/L		
	PCT_SOLIDS	0.0			0.0			0.0			0.0		
	DUP_OF												
PARAMETER		RESULT	VQL	QLCD	RESULT	VQL	QLCD	RESULT	VQL	QLCD	RESULT	VQL	QLCD
1,1,1-TRICHLOROETHANE		0.1	U		0.1	U		0.1	U		0.1	U	
1,1,2,2-TETRACHLOROETHANE		0.1	U		0.1	U		0.1	U		0.1	U	
1,1,2-TRICHLOROETHANE		0.1	U		0.1	U		0.1	U		0.1	U	
1,1,2-TRICHLOROTRIFLUOROETHANE		0.1	U		0.1	U		0.1	U		5.6		
1,1-DICHLORO-2,2,2-TRIFLUOROETHANE		0.1	U		0.1	U		0.1	U		0.1	U	
1,1-DICHLOROETHANE		0.1	U		0.1	U		0.1	U		0.1	U	
1,1-DICHLOROETHENE		0.1	U		0.1	U		0.1	U		0.26	J	P
1,1-DIFLUOROETHANE		0.1	U		0.1	U		0.1	U		0.1	U	
1,2,4-TRICHLOROBENZENE		0.1	U		0.1	U		0.1	U		0.1	U	
1,2-DIBROMO-3-CHLOROPROPANE		0.1	U		0.1	U		0.1	U		0.1	U	
1,2-DIBROMOETHANE		0.1	U		0.1	U		0.1	U		0.1	U	
1,2-DICHLORO-1,1,2-TRIFLUOROETHANE													
1,2-DICHLOROBENZENE		0.1	U		0.1	U		0.1	U		0.1	U	
1,2-DICHLOROETHANE		0.1	U		0.1	U		0.1	U		0.1	U	
1,2-DICHLOROPROPANE		0.1	U		0.1	U		0.1	U		0.1	U	
1,3-DICHLOROBENZENE		0.1	U		0.1	U		0.1	U		0.1	U	
1,4-DICHLOROBENZENE		0.1	U		0.1	U		0.1	U		0.1	U	
2-BUTANONE		0.1	UJ	C	0.1	UJ	C	0.1	UJ	C	0.1	UJ	C
2-HEXANONE		0.1	U		0.1	U		0.1	U		0.1	U	
4-METHYL-2-PENTANONE		0.1	U		0.1	U		0.1	U		0.1	U	
ACETONE		0.1	UJ	C	0.1	UJ	C	0.1	UJ	C	0.1	UJ	C
BENZENE		0.1	U		0.1	U		0.1	U		0.1	U	
BROMODICHLOROMETHANE		0.1	U		0.1	U		0.1	U		0.1	U	
BROMOFORM		0.1	U		0.1	U		0.1	U		0.1	U	
BROMOMETHANE		0.1	U		0.1	U		0.1	U		0.1	U	
CARBON DISULFIDE		0.1	U		0.1	U		0.1	U		0.25	J	P
CARBON TETRACHLORIDE		0.1	U		0.1	U		0.1	U		0.1	U	
CHLOROBENZENE		0.1	U		0.1	U		0.1	U		0.1	U	
CHLORODIBROMOMETHANE		0.1	U		0.1	U		0.1	U		0.1	U	
CHLORODIFLUOROMETHANE		0.1	U		0.1	U		0.1	U		0.1	U	
CHLOROETHANE		0.1	U		0.1	U		0.1	U		0.1	U	
CHLOROFORM		0.1	U		0.35	J	P	0.1	U		0.57	J	P
CHLOROMETHANE		0.1	U		0.1	U		0.1	U		0.1	U	
CIS-1,2-DICHLOROETHENE		0.1	U		4.9			0.94	J	P	100		
CIS-1,3-DICHLOROPROPENE		0.1	U		0.1	U		0.1	U		0.1	U	

PROJ_NO: 07793	NSAMPLE	MW-47MI-XX			MW-47ML-XX			MW-503-XX			QC-EB071416		
SDG: 460-117088-1	LAB_ID	460-117088-10			460-117088-9			460-117088-11			460-117088-6		
FRACTION: OVCLP	SAMP_DATE	7/14/2016			7/14/2016			7/14/2016			7/14/2016		
MEDIA: WATER	QC_TYPE	NM			NM			NM			EB		
	UNITS	UG/L			UG/L			UG/L			UG/L		
	PCT_SOLIDS	0.0			0.0			0.0			0.0		
	DUP_OF							MW-29GL-XX					
PARAMETER		RESULT	VQL	QLCD	RESULT	VQL	QLCD	RESULT	VQL	QLCD	RESULT	VQL	QLCD
1,1,1-TRICHLOROETHANE		0.1	U		0.1	U		0.1	U		0.1	U	
1,1,2,2-TETRACHLOROETHANE		0.1	U		0.1	U		0.1	U		0.1	U	
1,1,2-TRICHLOROETHANE		0.1	U		0.1	U		0.46	J	P	0.1	U	
1,1,2-TRICHLOROTRIFLUOROETHANE		0.62	J	P	1.5			6.7			0.1	U	
1,1-DICHLORO-2,2,2-TRIFLUOROETHANE		0.1	U		0.1	U		0.45	J	P	0.1	U	
1,1-DICHLOROETHANE		0.1	U		0.1	U		0.1	U		0.1	U	
1,1-DICHLOROETHENE		0.1	U		0.31	J	P	0.1	U		0.1	U	
1,1-DIFLUOROETHANE		0.1	U		0.1	U		0.1	U		0.1	U	
1,2,4-TRICHLOROBENZENE		0.1	U		0.1	U		0.1	U		0.1	U	
1,2-DIBROMO-3-CHLOROPROPANE		0.1	U		0.1	U		0.1	U		0.1	U	
1,2-DIBROMOETHANE		0.1	U		0.1	U		0.1	U		0.1	U	
1,2-DICHLORO-1,1,2-TRIFLUOROETHANE													
1,2-DICHLOROBENZENE		0.1	U		0.1	U		0.1	U		0.1	U	
1,2-DICHLOROETHANE		0.1	U		0.1	U		0.1	U		0.1	U	
1,2-DICHLOROPROPANE		0.1	U		0.1	U		0.1	U		0.1	U	
1,3-DICHLOROBENZENE		0.1	U		0.1	U		0.1	U		0.1	U	
1,4-DICHLOROBENZENE		0.1	U		0.1	U		0.1	U		0.1	U	
2-BUTANONE		0.1	UJ	C	0.1	UJ	C	0.1	UJ	C	35	J	C
2-HEXANONE		0.1	U		0.1	U		0.1	U		0.1	U	
4-METHYL-2-PENTANONE		0.1	U		0.1	U		0.1	U		0.1	U	
ACETONE		0.1	UJ	C	0.1	UJ	C	0.1	UJ	C	36	J	C
BENZENE		0.1	U		0.1	U		0.1	U		0.1	U	
BROMODICHLOROMETHANE		0.1	U		0.1	U		0.1	U		0.1	U	
BROMOFORM		0.1	U		0.1	U		0.1	U		0.1	U	
BROMOMETHANE		0.1	U		0.1	U		0.1	U		0.1	U	
CARBON DISULFIDE		0.1	U		0.1	U		0.1	U		0.1	U	
CARBON TETRACHLORIDE		0.1	U		0.1	U		0.1	U		0.1	U	
CHLOROBENZENE		0.1	U		0.1	U		0.38	J	P	0.1	U	
CHLORODIBROMOMETHANE		0.1	U		0.1	U		0.1	U		0.1	U	
CHLORODIFLUOROMETHANE		0.49	J	P	0.1	U		0.1	U		0.1	U	
CHLOROETHANE		0.1	U		0.1	U		0.1	U		0.1	U	
CHLOROFORM		0.1	U		0.46	J	P	1.1			0.1	U	
CHLOROMETHANE		0.1	U		0.1	U		0.1	U		0.1	U	
CIS-1,2-DICHLOROETHENE		7.1			37			25			0.1	U	
CIS-1,3-DICHLOROPROPENE		0.1	U		0.1	U		0.1	U		0.1	U	

PROJ_NO: 07793	NSAMPLE	QC-TB071416		
SDG: 460-117088-1	LAB_ID	460-117088-5		
FRACTION: OVCLP	SAMP_DATE	7/14/2016		
MEDIA: WATER	QC_TYPE	TB		
	UNITS	UG/L		
	PCT_SOLIDS	0.0		
	DUP_OF			
PARAMETER		RESULT	VQL	QLCD
1,1,1-TRICHLOROETHANE		0.1	U	
1,1,2,2-TETRACHLOROETHANE		0.1	U	
1,1,2-TRICHLOROETHANE		0.1	U	
1,1,2-TRICHLOROTRIFLUOROETHANE		0.1	U	
1,1-DICHLORO-2,2,2-TRIFLUOROETHANE		0.1	U	
1,1-DICHLOROETHANE		0.1	U	
1,1-DICHLOROETHENE		0.1	U	
1,1-DIFLUOROETHANE		0.1	U	
1,2,4-TRICHLOROBENZENE		0.1	U	
1,2-DIBROMO-3-CHLOROPROPANE		0.1	U	
1,2-DIBROMOETHANE		0.1	U	
1,2-DICHLORO-1,1,2-TRIFLUOROETHANE				
1,2-DICHLOROBENZENE		0.1	U	
1,2-DICHLOROETHANE		0.1	U	
1,2-DICHLOROPROPANE		0.1	U	
1,3-DICHLOROBENZENE		0.1	U	
1,4-DICHLOROBENZENE		0.1	U	
2-BUTANONE		3.8	J	C
2-HEXANONE		0.1	U	
4-METHYL-2-PENTANONE		0.1	U	
ACETONE		180	J	C
BENZENE		0.1	U	
BROMODICHLOROMETHANE		0.1	U	
BROMOFORM		0.1	U	
BROMOMETHANE		0.1	U	
CARBON DISULFIDE		0.1	U	
CARBON TETRACHLORIDE		0.1	U	
CHLOROBENZENE		0.1	U	
CHLORODIBROMOMETHANE		0.1	U	
CHLORODIFLUOROMETHANE		0.1	U	
CHLOROETHANE		0.1	U	
CHLOROFORM		0.1	U	
CHLOROMETHANE		0.1	U	
CIS-1,2-DICHLOROETHENE		0.1	U	
CIS-1,3-DICHLOROPROPENE		0.1	U	

PROJ_NO: 07793	NSAMPLE	MW-24GL-XX			MW-27MI-XX			MW-29GL-XX			MW-29MI-XX		
SDG: 460-117088-1	LAB_ID	460-117088-1			460-117088-2			460-117088-13			460-117088-12		
FRACTION: OVCLP	SAMP_DATE	7/13/2016			7/13/2016			7/14/2016			7/14/2016		
MEDIA: WATER	QC_TYPE	NM			NM			NM			NM		
	UNITS	UG/L			UG/L			UG/L			UG/L		
	PCT_SOLIDS	0.0			0.0			0.0			0.0		
	DUP_OF												
PARAMETER		RESULT	VQL	QLCD	RESULT	VQL	QLCD	RESULT	VQL	QLCD	RESULT	VQL	QLCD
CYCLOHEXANE		0.1	U		0.1	U		0.1	U		0.2	U	
DICHLORODIFLUOROMETHANE		0.1	U		0.1	U		0.1	U		0.2	U	
ETHYLBENZENE		0.1	U		0.1	U		0.1	U		0.2	U	
ISOPROPYLBENZENE		0.1	U		0.1	U		0.1	U		0.2	U	
M+P-XYLENES		0.1	U		0.1	U		0.1	U		0.2	U	
METHYL ACETATE		0.1	UJ	C	0.1	UJ	C	0.1	UJ	C	0.2	UJ	C
METHYL CYCLOHEXANE		0.1	U		0.1	U		0.1	U		0.2	U	
METHYL TERT-BUTYL ETHER		0.1	U		0.1	U		0.1	U		0.2	U	
METHYLENE CHLORIDE		0.1	U		0.1	U		0.1	U		0.2	U	
O-XYLENE		0.1	U		0.1	U		0.1	U		0.2	U	
PENTAFLUOROETHYL CHLORIDE		0.1	U		0.1	U		0.1	U		0.2	U	
STYRENE		0.1	U		0.1	U		0.1	U		0.2	U	
TETRACHLOROETHENE		0.63	J	P	11			4.3			6.4		
TOLUENE		0.1	U		0.1	U		0.1	U		0.2	U	
TOTAL XYLENES		0.1	U		0.1	U		0.1	U		0.2	U	
TRANS-1,2-DICHLOROETHENE		0.1	U		0.1	U		0.27	J	P	1.7	J	P
TRANS-1,3-DICHLOROPROPENE		0.1	U		0.1	U		0.1	U		0.2	U	
TRICHLOROETHENE		1.5			13			77			5.7		
TRICHLOROFLUOROMETHANE		0.1	U		0.1	U		0.1	U		0.2	U	
VINYL CHLORIDE		0.1	U		0.1	U		3.8	J	G	0.2	U	

PROJ_NO: 07793	NSAMPLE	MW-2GL-XX			MW-2MI-XX			MW-3GL-XX			MW-3ML-XX		
SDG: 460-117088-1	LAB_ID	460-117088-7			460-117088-8			460-117088-3			460-117088-4		
FRACTION: OVCLP	SAMP_DATE	7/14/2016			7/14/2016			7/13/2016			7/13/2016		
MEDIA: WATER	QC_TYPE	NM			NM			NM			NM		
	UNITS	UG/L			UG/L			UG/L			UG/L		
	PCT_SOLIDS	0.0			0.0			0.0			0.0		
	DUP_OF												
PARAMETER		RESULT	VQL	QLCD	RESULT	VQL	QLCD	RESULT	VQL	QLCD	RESULT	VQL	QLCD
CYCLOHEXANE		0.1	U		0.1	U		0.1	U		0.1	U	
DICHLORODIFLUOROMETHANE		0.1	U		0.1	U		0.1	U		0.1	U	
ETHYLBENZENE		0.1	U		0.1	U		0.1	U		0.1	U	
ISOPROPYLBENZENE		0.1	U		0.1	U		0.1	U		0.1	U	
M+P-XYLENES		0.1	U		0.1	U		0.1	U		0.1	U	
METHYL ACETATE		0.1	UJ	C	0.1	UJ	C	0.1	UJ	C	0.1	UJ	C
METHYL CYCLOHEXANE		0.1	U		0.1	U		0.1	U		0.1	U	
METHYL TERT-BUTYL ETHER		0.1	U		0.1	U		0.1	U		0.1	U	
METHYLENE CHLORIDE		0.1	U		0.1	U		0.1	U		0.1	U	
O-XYLENE		0.1	U		0.1	U		0.1	U		0.1	U	
PENTAFLUOROETHYL CHLORIDE		0.1	U		0.1	U		0.1	U		0.1	U	
STYRENE		0.1	U		0.1	U		0.1	U		0.1	U	
TETRACHLOROETHENE		2.1			8.1			0.27	J	P	9.1		
TOLUENE		0.1	U		0.1	U		0.1	U		0.1	U	
TOTAL XYLENES		0.1	U		0.1	U		0.1	U		0.1	U	
TRANS-1,2-DICHLOROETHENE		0.1	U		0.1	U		0.1	U		1.1		
TRANS-1,3-DICHLOROPROPENE		0.1	U		0.1	U		0.1	U		0.1	U	
TRICHLOROETHENE		0.46	J	P	2.6			0.24	J	P	24		
TRICHLOROFLUOROMETHANE		0.1	U		0.1	U		0.1	U		0.1	U	
VINYL CHLORIDE		0.1	U		0.1	U		0.1	U		0.1	U	

PROJ_NO: 07793	NSAMPLE	MW-47MI-XX			MW-47ML-XX			MW-503-XX			QC-EB071416		
SDG: 460-117088-1	LAB_ID	460-117088-10			460-117088-9			460-117088-11			460-117088-6		
FRACTION: OVCLP	SAMP_DATE	7/14/2016			7/14/2016			7/14/2016			7/14/2016		
MEDIA: WATER	QC_TYPE	NM			NM			NM			EB		
	UNITS	UG/L			UG/L			UG/L			UG/L		
	PCT_SOLIDS	0.0			0.0			0.0			0.0		
	DUP_OF							MW-29GL-XX					
PARAMETER		RESULT	VQL	QLCD	RESULT	VQL	QLCD	RESULT	VQL	QLCD	RESULT	VQL	QLCD
CYCLOHEXANE		0.1	U		0.1	U		0.1	U		0.1	U	
DICHLORODIFLUOROMETHANE		0.1	U		0.1	U		0.1	U		0.1	U	
ETHYLBENZENE		0.1	U		0.1	U		0.1	U		0.1	U	
ISOPROPYLBENZENE		0.1	U		0.1	U		0.1	U		0.1	U	
M+P-XYLENES		0.1	U		0.1	U		0.1	U		0.1	U	
METHYL ACETATE		0.1	UJ	C	0.1	UJ	C	0.1	UJ	C	0.1	UJ	C
METHYL CYCLOHEXANE		0.1	U		0.1	U		0.1	U		0.1	U	
METHYL TERT-BUTYL ETHER		0.1	U		0.1	U		0.1	U		0.1	U	
METHYLENE CHLORIDE		0.1	U		0.1	U		0.1	U		0.1	U	
O-XYLENE		0.1	U		0.1	U		0.1	U		0.1	U	
PENTAFLUOROETHYL CHLORIDE		0.1	U		0.1	U		0.1	U		0.1	U	
STYRENE		0.1	U		0.1	U		0.1	U		0.1	U	
TETRACHLOROETHENE		0.25	J	P	1.2			4.5			0.1	U	
TOLUENE		0.1	U		0.1	U		0.1	U		0.1	U	
TOTAL XYLENES		0.1	U		0.1	U		0.1	U		0.1	U	
TRANS-1,2-DICHLOROETHENE		0.1	U		0.7	J	P	0.1	U		0.1	U	
TRANS-1,3-DICHLOROPROPENE		0.1	U		0.1	U		0.1	U		0.1	U	
TRICHLOROETHENE		2.4			12			75			0.1	U	
TRICHLOROFLUOROMETHANE		0.1	U		0.52	J	P	0.1	U		0.1	U	
VINYL CHLORIDE		0.1	U		0.1	U		0.1	UJ	G	0.1	U	

PROJ_NO: 07793	NSAMPLE	QC-TB071416		
SDG: 460-117088-1	LAB_ID	460-117088-5		
FRACTION: OVCLP	SAMP_DATE	7/14/2016		
MEDIA: WATER	QC_TYPE	TB		
	UNITS	UG/L		
	PCT_SOLIDS	0.0		
	DUP_OF			
PARAMETER		RESULT	VQL	QLCD
CYCLOHEXANE		0.1	U	
DICHLORODIFLUOROMETHANE		0.1	U	
ETHYLBENZENE		0.1	U	
ISOPROPYLBENZENE		0.1	U	
M+P-XYLENES		0.1	U	
METHYL ACETATE		0.1	UJ	C
METHYL CYCLOHEXANE		0.1	U	
METHYL TERT-BUTYL ETHER		0.1	U	
METHYLENE CHLORIDE		0.1	U	
O-XYLENE		0.1	U	
PENTAFLUOROETHYL CHLORIDE		0.1	U	
STYRENE		0.1	U	
TETRACHLOROETHENE		0.1	U	
TOLUENE		0.1	U	
TOTAL XYLENES		0.1	U	
TRANS-1,2-DICHLOROETHENE		0.1	U	
TRANS-1,3-DICHLOROPROPENE		0.1	U	
TRICHLOROETHENE		0.1	U	
TRICHLOROFLUOROMETHANE		0.1	U	
VINYL CHLORIDE		0.1	U	

PROJ_NO: 07793	NSAMPLE	MW-24GL-XX			MW-27MI-XX			MW-29GL-XX			MW-29MI-XX		
SDG: 460-117088-1	LAB_ID	460-117088-1			460-117088-2			460-117088-13			460-117088-12		
FRACTION: MISC	SAMP_DATE	7/13/2016			7/13/2016			7/14/2016			7/14/2016		
MEDIA: WATER	QC_TYPE	NM			NM			NM			NM		
	UNITS	MG/L			MG/L			MG/L			MG/L		
	PCT_SOLIDS	0.0			0.0			0.0			0.0		
	DUP_OF												
PARAMETER		RESULT	VQL	QLCD	RESULT	VQL	QLCD	RESULT	VQL	QLCD	RESULT	VQL	QLCD
BROMIDE		0.39			0.095			1			0.38		
CHLORIDE		385			85			250			128		

PROJ_NO: 07793	NSAMPLE	MW-503-XX			QC-EB071416		
SDG: 460-117088-1	LAB_ID	460-117088-11			460-117088-6		
FRACTION: MISC	SAMP_DATE	7/14/2016			7/14/2016		
MEDIA: WATER	QC_TYPE	NM			EB		
	UNITS	MG/L			MG/L		
	PCT_SOLIDS	0.0			0.0		
	DUP_OF	MW-29GL-XX					
PARAMETER		RESULT	VQL	QLCD	RESULT	VQL	QLCD
BROMIDE		1.15			0.00045	U	
CHLORIDE		236			0.84	U	

Appendix B

Results as Reported by the Laboratory

FORM I
GC/MS VOA ORGANICS ANALYSIS DATA SHEET

Lab Name: TestAmerica Edison
Job No.: 460-117088-1
SDG No.:
Client Sample ID: MW-24GL-XX
Lab Sample ID: 460-117088-1
Matrix: Water
Lab File ID: N95444.D
Analysis Method: 8260C SIM
Date Collected: 07/13/2016 14:32
Sample wt/vol: 5(mL)
Date Analyzed: 07/20/2016 14:24
Soil Aliquot Vol:
Dilution Factor: 1
Soil Extract Vol.:
GC Column: DB-624 ID: 0.18(mm)
% Moisture:
Level: (low/med) Low
Analysis Batch No.: 379980
Units: ug/L

CAS NO.	COMPOUND NAME	RESULT	Q	RL	MDL
123-91-1	1,4-Dioxane	0.73		0.40	0.11

CAS NO.	SURROGATE	%REC	Q	LIMITS
17060-07-0	1,2-Dichloroethane-d4 (Surr)	117		60-132
460-00-4	4-Bromofluorobenzene	89		72-123

FORM I
GC/MS VOA ORGANICS ANALYSIS DATA SHEET

Lab Name: TestAmerica Edison
Job No.: 460-117088-1
SDG No.:
Client Sample ID: MW-27MI-XX
Lab Sample ID: 460-117088-2
Matrix: Water
Lab File ID: N95445.D
Analysis Method: 8260C SIM
Date Collected: 07/13/2016 14:23
Sample wt/vol: 5(mL)
Date Analyzed: 07/20/2016 14:49
Soil Aliquot Vol:
Dilution Factor: 1
Soil Extract Vol.:
GC Column: DB-624 ID: 0.18(mm)
% Moisture:
Level: (low/med) Low
Analysis Batch No.: 379980
Units: ug/L

CAS NO.	COMPOUND NAME	RESULT	Q	RL	MDL
123-91-1	1,4-Dioxane	1.4		0.40	0.11

CAS NO.	SURROGATE	%REC	Q	LIMITS
17060-07-0	1,2-Dichloroethane-d4 (Surr)	104		60-132
460-00-4	4-Bromofluorobenzene	96		72-123

FORM I
GC/MS VOA ORGANICS ANALYSIS DATA SHEET

Lab Name: TestAmerica Edison | Job No.: 460-117088-1

SDG No.:

Client Sample ID: MW-3GL-XX | Lab Sample ID: 460-117088-3

Matrix: Water | Lab File ID: N95446.D

Analysis Method: 8260C SIM | Date Collected: 07/13/2016 14:50

Sample wt/vol: 5(mL) | Date Analyzed: 07/20/2016 15:14

Soil Aliquot Vol: | Dilution Factor: 1

Soil Extract Vol.: | GC Column: DB-624 ID: 0.18(mm)

% Moisture: | Level: (low/med) Low

Analysis Batch No.: 379980 | Units: ug/L

CAS NO.	COMPOUND NAME	RESULT	Q	RL	MDL
123-91-1	1,4-Dioxane	0.40	U	0.40	0.11

CAS NO.	SURROGATE	%REC	Q	LIMITS
17060-07-0	1,2-Dichloroethane-d4 (Surr)	119		60-132
460-00-4	4-Bromofluorobenzene	96		72-123

FORM I
GC/MS VOA ORGANICS ANALYSIS DATA SHEET

Lab Name: TestAmerica Edison | Job No.: 460-117088-1

SDG No.:

Client Sample ID: MW-3ML-XX | Lab Sample ID: 460-117088-4

Matrix: Water | Lab File ID: N95447.D

Analysis Method: 8260C SIM | Date Collected: 07/13/2016 16:20

Sample wt/vol: 5(mL) | Date Analyzed: 07/20/2016 15:39

Soil Aliquot Vol: | Dilution Factor: 1

Soil Extract Vol.: | GC Column: DB-624 ID: 0.18(mm)

% Moisture: | Level: (low/med) Low

Analysis Batch No.: 379980 | Units: ug/L

CAS NO.	COMPOUND NAME	RESULT	Q	RL	MDL
123-91-1	1,4-Dioxane	0.40	U	0.40	0.11

CAS NO.	SURROGATE	%REC	Q	LIMITS
17060-07-0	1,2-Dichloroethane-d4 (Surr)	122		60-132
460-00-4	4-Bromofluorobenzene	87		72-123

FORM I
GC/MS VOA ORGANICS ANALYSIS DATA SHEET

Lab Name: TestAmerica Edison | Job No.: 460-117088-1

SDG No.:

Client Sample ID: QC-TB071416 | Lab Sample ID: 460-117088-5

Matrix: Water | Lab File ID: N95433.D

Analysis Method: 8260C SIM | Date Collected: 07/14/2016 07:20

Sample wt/vol: 5(mL) | Date Analyzed: 07/20/2016 09:48

Soil Aliquot Vol: | Dilution Factor: 1

Soil Extract Vol.: | GC Column: DB-624 ID: 0.18(mm)

% Moisture: | Level: (low/med) Low

Analysis Batch No.: 379980 | Units: ug/L

CAS NO.	COMPOUND NAME	RESULT	Q	RL	MDL
123-91-1	1,4-Dioxane	0.40	U	0.40	0.11

CAS NO.	SURROGATE	%REC	Q	LIMITS
17060-07-0	1,2-Dichloroethane-d4 (Surr)	116		60-132
460-00-4	4-Bromofluorobenzene	84		72-123

FORM I
GC/MS VOA ORGANICS ANALYSIS DATA SHEET

Lab Name: TestAmerica Edison | Job No.: 460-117088-1

SDG No.:

Client Sample ID: QC-EB071416 | Lab Sample ID: 460-117088-6

Matrix: Water | Lab File ID: N95434.D

Analysis Method: 8260C SIM | Date Collected: 07/14/2016 07:25

Sample wt/vol: 5(mL) | Date Analyzed: 07/20/2016 10:13

Soil Aliquot Vol: | Dilution Factor: 1

Soil Extract Vol.: | GC Column: DB-624 ID: 0.18(mm)

% Moisture: | Level: (low/med) Low

Analysis Batch No.: 379980 | Units: ug/L

CAS NO.	COMPOUND NAME	RESULT	Q	RL	MDL
123-91-1	1,4-Dioxane	0.40	U	0.40	0.11

CAS NO.	SURROGATE	%REC	Q	LIMITS
17060-07-0	1,2-Dichloroethane-d4 (Surr)	124		60-132
460-00-4	4-Bromofluorobenzene	92		72-123

FORM I
GC/MS VOA ORGANICS ANALYSIS DATA SHEET

Lab Name: TestAmerica Edison | Job No.: 460-117088-1

SDG No.:

Client Sample ID: MW-2GL-XX | Lab Sample ID: 460-117088-7

Matrix: Water | Lab File ID: N95448.D

Analysis Method: 8260C SIM | Date Collected: 07/14/2016 10:15

Sample wt/vol: 5(mL) | Date Analyzed: 07/20/2016 16:04

Soil Aliquot Vol: | Dilution Factor: 1

Soil Extract Vol.: | GC Column: DB-624 ID: 0.18(mm)

% Moisture: | Level: (low/med) Low

Analysis Batch No.: 379980 | Units: ug/L

CAS NO.	COMPOUND NAME	RESULT	Q	RL	MDL
123-91-1	1,4-Dioxane	0.40	U	0.40	0.11

CAS NO.	SURROGATE	%REC	Q	LIMITS
17060-07-0	1,2-Dichloroethane-d4 (Surr)	117		60-132
460-00-4	4-Bromofluorobenzene	86		72-123

FORM I
GC/MS VOA ORGANICS ANALYSIS DATA SHEET

Lab Name: TestAmerica Edison | Job No.: 460-117088-1

SDG No.:

Client Sample ID: MW-2MI-XX | Lab Sample ID: 460-117088-8

Matrix: Water | Lab File ID: N95449.D

Analysis Method: 8260C SIM | Date Collected: 07/14/2016 12:10

Sample wt/vol: 5(mL) | Date Analyzed: 07/20/2016 16:29

Soil Aliquot Vol: | Dilution Factor: 1

Soil Extract Vol.: | GC Column: DB-624 ID: 0.18(mm)

% Moisture: | Level: (low/med) Low

Analysis Batch No.: 379980 | Units: ug/L

CAS NO.	COMPOUND NAME	RESULT	Q	RL	MDL
123-91-1	1,4-Dioxane	0.40	U	0.40	0.11

CAS NO.	SURROGATE	%REC	Q	LIMITS
17060-07-0	1,2-Dichloroethane-d4 (Surr)	115		60-132
460-00-4	4-Bromofluorobenzene	88		72-123

FORM I
GC/MS VOA ORGANICS ANALYSIS DATA SHEET

Lab Name: TestAmerica Edison | Job No.: 460-117088-1

SDG No.:

Client Sample ID: MW-47ML-XX | Lab Sample ID: 460-117088-9

Matrix: Water | Lab File ID: N95450.D

Analysis Method: 8260C SIM | Date Collected: 07/14/2016 11:30

Sample wt/vol: 5(mL) | Date Analyzed: 07/20/2016 16:54

Soil Aliquot Vol: | Dilution Factor: 1

Soil Extract Vol.: | GC Column: DB-624 ID: 0.18(mm)

% Moisture: | Level: (low/med) Low

Analysis Batch No.: 379980 | Units: ug/L

CAS NO.	COMPOUND NAME	RESULT	Q	RL	MDL
123-91-1	1,4-Dioxane	1.2		0.40	0.11

CAS NO.	SURROGATE	%REC	Q	LIMITS
17060-07-0	1,2-Dichloroethane-d4 (Surr)	118		60-132
460-00-4	4-Bromofluorobenzene	87		72-123

FORM I
GC/MS VOA ORGANICS ANALYSIS DATA SHEET

Lab Name: TestAmerica Edison | Job No.: 460-117088-1

SDG No.:

Client Sample ID: MW-47MI-XX | Lab Sample ID: 460-117088-10

Matrix: Water | Lab File ID: N95451.D

Analysis Method: 8260C SIM | Date Collected: 07/14/2016 12:50

Sample wt/vol: 5(mL) | Date Analyzed: 07/20/2016 17:18

Soil Aliquot Vol: | Dilution Factor: 1

Soil Extract Vol.: | GC Column: DB-624 ID: 0.18(mm)

% Moisture: | Level: (low/med) Low

Analysis Batch No.: 379980 | Units: ug/L

CAS NO.	COMPOUND NAME	RESULT	Q	RL	MDL
123-91-1	1,4-Dioxane	1.2		0.40	0.11

CAS NO.	SURROGATE	%REC	Q	LIMITS
17060-07-0	1,2-Dichloroethane-d4 (Surr)	123		60-132
460-00-4	4-Bromofluorobenzene	87		72-123

FORM I
GC/MS VOA ORGANICS ANALYSIS DATA SHEET

Lab Name: TestAmerica Edison
Job No.: 460-117088-1
SDG No.:
Client Sample ID: MW-503-XX
Lab Sample ID: 460-117088-11
Matrix: Water
Lab File ID: N95452.D
Analysis Method: 8260C SIM
Date Collected: 07/14/2016 12:00
Sample wt/vol: 5(mL)
Date Analyzed: 07/20/2016 17:43
Soil Aliquot Vol:
Dilution Factor: 1
Soil Extract Vol.:
GC Column: DB-624 ID: 0.18(mm)
% Moisture:
Level: (low/med) Low
Analysis Batch No.: 379980
Units: ug/L

CAS NO.	COMPOUND NAME	RESULT	Q	RL	MDL
123-91-1	1,4-Dioxane	4.1		0.40	0.11

CAS NO.	SURROGATE	%REC	Q	LIMITS
17060-07-0	1,2-Dichloroethane-d4 (Surr)	115		60-132
460-00-4	4-Bromofluorobenzene	90		72-123

FORM I
GC/MS VOA ORGANICS ANALYSIS DATA SHEET

Lab Name: TestAmerica Edison | Job No.: 460-117088-1

SDG No.:

Client Sample ID: MW-29MI-XX | Lab Sample ID: 460-117088-12

Matrix: Water | Lab File ID: N95491.D

Analysis Method: 8260C SIM | Date Collected: 07/14/2016 11:50

Sample wt/vol: 5(mL) | Date Analyzed: 07/21/2016 10:10

Soil Aliquot Vol: | Dilution Factor: 1

Soil Extract Vol.: | GC Column: DB-624 ID: 0.18(mm)

% Moisture: | Level: (low/med) Low

Analysis Batch No.: 380209 | Units: ug/L

CAS NO.	COMPOUND NAME	RESULT	Q	RL	MDL
123-91-1	1,4-Dioxane	1.2		0.40	0.11

CAS NO.	SURROGATE	%REC	Q	LIMITS
17060-07-0	1,2-Dichloroethane-d4 (Surr)	125		60-132
460-00-4	4-Bromofluorobenzene	90		72-123

FORM I
GC/MS VOA ORGANICS ANALYSIS DATA SHEET

Lab Name: TestAmerica Edison | Job No.: 460-117088-1

SDG No.:

Client Sample ID: MW-29GL-XX | Lab Sample ID: 460-117088-13

Matrix: Water | Lab File ID: N95492.D

Analysis Method: 8260C SIM | Date Collected: 07/14/2016 10:17

Sample wt/vol: 5(mL) | Date Analyzed: 07/21/2016 10:35

Soil Aliquot Vol: | Dilution Factor: 1

Soil Extract Vol.: | GC Column: DB-624 ID: 0.18(mm)

% Moisture: | Level: (low/med) Low

Analysis Batch No.: 380209 | Units: ug/L

CAS NO.	COMPOUND NAME	RESULT	Q	RL	MDL
123-91-1	1,4-Dioxane	4.4		0.40	0.11

CAS NO.	SURROGATE	%REC	Q	LIMITS
17060-07-0	1,2-Dichloroethane-d4 (Surr)	115		60-132
460-00-4	4-Bromofluorobenzene	92		72-123

FORM I
GC/MS VOA ORGANICS ANALYSIS DATA SHEET

Lab Name: TestAmerica Edison | Job No.: 460-117088-1

SDG No.:

Client Sample ID: MW-24GL-XX | Lab Sample ID: 460-117088-1

Matrix: Water | Lab File ID: V45952.D

Analysis Method: OLM04.2/VOL | Date Collected: 07/13/2016 14:32

Sample wt/vol: 5(mL) | Date Analyzed: 07/20/2016 06:43

Soil Aliquot Vol: | Dilution Factor: 1

Soil Extract Vol.: | GC Column: Rtx-624 ID: 0.25(mm)

% Moisture: | Level: (low/med) Low

Analysis Batch No.: 379918 | Units: ug/L

CAS NO.	COMPOUND NAME	RESULT	Q	RL	MDL
71-55-6	1,1,1-Trichloroethane	1.0	U	1.0	0.10
79-34-5	1,1,2,2-Tetrachloroethane	1.0	U	1.0	0.10
76-13-1	1,1,2-Trichloro-1,2,2-trifluoroethane	1.0	U	1.0	0.10
79-00-5	1,1,2-Trichloroethane	1.0	U	1.0	0.10
75-34-3	1,1-Dichloroethane	1.0	U	1.0	0.10
75-35-4	1,1-Dichloroethene	1.0	U	1.0	0.10
120-82-1	1,2,4-Trichlorobenzene	1.0	U	1.0	0.10
96-12-8	1,2-Dibromo-3-Chloropropane	1.0	U	1.0	0.10
106-93-4	1,2-Dibromoethane	1.0	U	1.0	0.10
95-50-1	1,2-Dichlorobenzene	1.0	U	1.0	0.10
107-06-2	1,2-Dichloroethane	1.0	U	1.0	0.10
78-87-5	1,2-Dichloropropane	1.0	U	1.0	0.10
541-73-1	1,3-Dichlorobenzene	1.0	U	1.0	0.10
106-46-7	1,4-Dichlorobenzene	1.0	U	1.0	0.10
591-78-6	2-Hexanone	1.0	U	1.0	0.10
67-64-1	Acetone	1.0	U	1.0	0.10
71-43-2	Benzene	1.0	U	1.0	0.10
75-27-4	Bromodichloromethane	1.0	U	1.0	0.10
75-25-2	Bromoform	1.0	U	1.0	0.10
74-83-9	Bromomethane	1.0	U	1.0	0.10
75-15-0	Carbon disulfide	1.0	U	1.0	0.10
56-23-5	Carbon tetrachloride	1.0	U	1.0	0.10
108-90-7	Chlorobenzene	1.0	U	1.0	0.10
75-45-6	Chlorodifluoromethane	1.0	U	1.0	0.10
75-00-3	Chloroethane	1.0	U	1.0	0.10
67-66-3	Chloroform	2.9		1.0	0.10
74-87-3	Chloromethane	1.0	U	1.0	0.10
156-59-2	cis-1,2-Dichloroethene	0.57	J	1.0	0.10
10061-01-5	cis-1,3-Dichloropropene	1.0	U	1.0	0.10
110-82-7	Cyclohexane	1.0	U	1.0	0.10
124-48-1	Dibromochloromethane	1.0	U	1.0	0.10
75-71-8	Dichlorodifluoromethane	1.0	U	1.0	0.10
100-41-4	Ethylbenzene	1.0	U	1.0	0.10
75-69-4	Freon 11	1.0	U	1.0	0.10
76-15-3	Freon 115	1.0	U	1.0	0.10

FORM I
GC/MS VOA ORGANICS ANALYSIS DATA SHEET

Lab Name: TestAmerica Edison | Job No.: 460-117088-1
SDG No.:
Client Sample ID: MW-24GL-XX | Lab Sample ID: 460-117088-1
Matrix: Water | Lab File ID: V45952.D
Analysis Method: OLM04.2/VOL | Date Collected: 07/13/2016 14:32
Sample wt/vol: 5(mL) | Date Analyzed: 07/20/2016 06:43
Soil Aliquot Vol: | Dilution Factor: 1
Soil Extract Vol.: | GC Column: Rtx-624 ID: 0.25(mm)
% Moisture: | Level: (low/med) Low
Analysis Batch No.: 379918 | Units: ug/L

CAS NO.	COMPOUND NAME	RESULT	Q	RL	MDL
306-83-2	Freon 123	1.0	U	1.0	0.10
75-37-6	Freon 152a	1.0	U	1.0	0.10
98-82-8	Isopropylbenzene	1.0	U	1.0	0.10
179601-23-1	m&p-Xylene	1.0	U	1.0	0.10
79-20-9	Methyl acetate	1.0	U	1.0	0.10
78-93-3	Methyl ethyl ketone (MEK)	1.0	U	1.0	0.10
108-10-1	Methyl isobutyl ketone (MIBK)	1.0	U	1.0	0.10
1634-04-4	Methyl tert-butyl ether	1.0	U	1.0	0.10
108-87-2	Methylcyclohexane	1.0	U	1.0	0.10
75-09-2	Methylene Chloride	1.0	U	1.0	0.10
95-47-6	o-Xylene	1.0	U	1.0	0.10
100-42-5	Styrene	1.0	U	1.0	0.10
127-18-4	Tetrachloroethene	0.63	J	1.0	0.10
108-88-3	Toluene	1.0	U	1.0	0.10
156-60-5	trans-1,2-Dichloroethene	1.0	U	1.0	0.10
10061-02-6	trans-1,3-Dichloropropene	1.0	U	1.0	0.10
79-01-6	Trichloroethene	1.5		1.0	0.10
75-01-4	Vinyl chloride	1.0	U	1.0	0.10
1330-20-7	Xylenes, Total	1.0	U	1.0	0.10

CAS NO.	SURROGATE	%REC	Q	LIMITS
17060-07-0	1,2-Dichloroethane-d4 (Surr)	103		76-114
460-00-4	Bromofluorobenzene	91		86-115
2037-26-5	Toluene-d8 (Surr)	100		88-110

FORM I
GC/MS VOA ORGANICS ANALYSIS DATA SHEET
TENTATIVELY IDENTIFIED COMPOUNDS

Lab Name: TestAmerica Edison Job No.: 460-117088-1

SDG No.:

Client Sample ID: MW-24GL-XX Lab Sample ID: 460-117088-1

Matrix: Water Lab File ID: V45952.D

Analysis Method: OLM04.2/VOL Date Collected: 07/13/2016 14:32

Sample wt/vol: 5(mL) Date Analyzed: 07/20/2016 06:43

Soil Aliquot Vol: Dilution Factor: 1

Soil Extract Vol.: GC Column: Rtx-624 ID: 0.25(mm)

% Moisture: Level: (low/med) Low

Analysis Batch No.: 379918 Units: ug/L

Number TICs Found: 0 TIC Result Total: 0

CAS NO.	COMPOUND NAME	RT	RESULT	Q	MATCH QUALITY
	Tentatively Identified Compound		None		

FORM I
GC/MS VOA ORGANICS ANALYSIS DATA SHEET

Lab Name: TestAmerica Edison | Job No.: 460-117088-1

SDG No.:

Client Sample ID: MW-27MI-XX | Lab Sample ID: 460-117088-2

Matrix: Water | Lab File ID: V45953.D

Analysis Method: OLM04.2/VOL | Date Collected: 07/13/2016 14:23

Sample wt/vol: 5(mL) | Date Analyzed: 07/20/2016 07:06

Soil Aliquot Vol: | Dilution Factor: 1

Soil Extract Vol.: | GC Column: Rtx-624 ID: 0.25(mm)

% Moisture: | Level: (low/med) Low

Analysis Batch No.: 379918 | Units: ug/L

CAS NO.	COMPOUND NAME	RESULT	Q	RL	MDL
71-55-6	1,1,1-Trichloroethane	1.0	U	1.0	0.10
79-34-5	1,1,2,2-Tetrachloroethane	1.0	U	1.0	0.10
76-13-1	1,1,2-Trichloro-1,2,2-trifluoroethane	2.6		1.0	0.10
79-00-5	1,1,2-Trichloroethane	1.0	U	1.0	0.10
75-34-3	1,1-Dichloroethane	1.0	U	1.0	0.10
75-35-4	1,1-Dichloroethene	1.3		1.0	0.10
120-82-1	1,2,4-Trichlorobenzene	1.0	U	1.0	0.10
96-12-8	1,2-Dibromo-3-Chloropropane	1.0	U	1.0	0.10
106-93-4	1,2-Dibromoethane	1.0	U	1.0	0.10
95-50-1	1,2-Dichlorobenzene	1.0	U	1.0	0.10
107-06-2	1,2-Dichloroethane	1.0	U	1.0	0.10
78-87-5	1,2-Dichloropropane	1.0	U	1.0	0.10
541-73-1	1,3-Dichlorobenzene	1.0	U	1.0	0.10
106-46-7	1,4-Dichlorobenzene	1.0	U	1.0	0.10
591-78-6	2-Hexanone	1.0	U	1.0	0.10
67-64-1	Acetone	1.0	U	1.0	0.10
71-43-2	Benzene	1.0	U	1.0	0.10
75-27-4	Bromodichloromethane	1.0	U	1.0	0.10
75-25-2	Bromoform	1.0	U	1.0	0.10
74-83-9	Bromomethane	1.0	U	1.0	0.10
75-15-0	Carbon disulfide	1.0	U	1.0	0.10
56-23-5	Carbon tetrachloride	1.0	U	1.0	0.10
108-90-7	Chlorobenzene	1.0	U	1.0	0.10
75-45-6	Chlorodifluoromethane	5.6		1.0	0.10
75-00-3	Chloroethane	1.0	U	1.0	0.10
67-66-3	Chloroform	0.17	J	1.0	0.10
74-87-3	Chloromethane	1.0	U	1.0	0.10
156-59-2	cis-1,2-Dichloroethene	16		1.0	0.10
10061-01-5	cis-1,3-Dichloropropene	1.0	U	1.0	0.10
110-82-7	Cyclohexane	1.0	U	1.0	0.10
124-48-1	Dibromochloromethane	1.0	U	1.0	0.10
75-71-8	Dichlorodifluoromethane	1.0	U	1.0	0.10
100-41-4	Ethylbenzene	1.0	U	1.0	0.10
75-69-4	Freon 11	1.0	U	1.0	0.10
76-15-3	Freon 115	1.0	U	1.0	0.10

FORM I
GC/MS VOA ORGANICS ANALYSIS DATA SHEET

Lab Name: TestAmerica Edison | Job No.: 460-117088-1

SDG No.:

Client Sample ID: MW-27MI-XX | Lab Sample ID: 460-117088-2

Matrix: Water | Lab File ID: V45953.D

Analysis Method: OLM04.2/VOL | Date Collected: 07/13/2016 14:23

Sample wt/vol: 5(mL) | Date Analyzed: 07/20/2016 07:06

Soil Aliquot Vol: | Dilution Factor: 1

Soil Extract Vol.: | GC Column: Rtx-624 ID: 0.25(mm)

% Moisture: | Level: (low/med) Low

Analysis Batch No.: 379918 | Units: ug/L

CAS NO.	COMPOUND NAME	RESULT	Q	RL	MDL
306-83-2	Freon 123	1.0	U	1.0	0.10
75-37-6	Freon 152a	1.0	U	1.0	0.10
98-82-8	Isopropylbenzene	1.0	U	1.0	0.10
179601-23-1	m&p-Xylene	1.0	U	1.0	0.10
79-20-9	Methyl acetate	1.0	U	1.0	0.10
78-93-3	Methyl ethyl ketone (MEK)	1.0	U	1.0	0.10
108-10-1	Methyl isobutyl ketone (MIBK)	1.0	U	1.0	0.10
1634-04-4	Methyl tert-butyl ether	1.0	U	1.0	0.10
108-87-2	Methylcyclohexane	1.0	U	1.0	0.10
75-09-2	Methylene Chloride	1.0	U	1.0	0.10
95-47-6	o-Xylene	1.0	U	1.0	0.10
100-42-5	Styrene	1.0	U	1.0	0.10
127-18-4	Tetrachloroethene	11		1.0	0.10
108-88-3	Toluene	1.0	U	1.0	0.10
156-60-5	trans-1,2-Dichloroethene	1.0	U	1.0	0.10
10061-02-6	trans-1,3-Dichloropropene	1.0	U	1.0	0.10
79-01-6	Trichloroethene	13		1.0	0.10
75-01-4	Vinyl chloride	1.0	U	1.0	0.10
1330-20-7	Xylenes, Total	1.0	U	1.0	0.10

CAS NO.	SURROGATE	%REC	Q	LIMITS
17060-07-0	1,2-Dichloroethane-d4 (Surr)	112		76-114
460-00-4	Bromofluorobenzene	95		86-115
2037-26-5	Toluene-d8 (Surr)	99		88-110

FORM I
GC/MS VOA ORGANICS ANALYSIS DATA SHEET
TENTATIVELY IDENTIFIED COMPOUNDS

Lab Name: TestAmerica Edison | Job No.: 460-117088-1

SDG No.:

Client Sample ID: MW-27MI-XX | Lab Sample ID: 460-117088-2

Matrix: Water | Lab File ID: V45953.D

Analysis Method: OLM04.2/VOL | Date Collected: 07/13/2016 14:23

Sample wt/vol: 5(mL) | Date Analyzed: 07/20/2016 07:06

Soil Aliquot Vol: | Dilution Factor: 1

Soil Extract Vol.: | GC Column: Rtx-624 ID: 0.25(mm)

% Moisture: | Level: (low/med) Low

Analysis Batch No.: 379918 | Units: ug/L

Number TICs Found: 0 | TIC Result Total: 0

CAS NO.	COMPOUND NAME	RT	RESULT	Q	MATCH QUALITY
	Tentatively Identified Compound		None		

FORM I
GC/MS VOA ORGANICS ANALYSIS DATA SHEET

Lab Name: TestAmerica Edison | Job No.: 460-117088-1

SDG No.:

Client Sample ID: MW-3GL-XX | Lab Sample ID: 460-117088-3

Matrix: Water | Lab File ID: V45965.D

Analysis Method: OLM04.2/VOL | Date Collected: 07/13/2016 14:50

Sample wt/vol: 5(mL) | Date Analyzed: 07/20/2016 22:44

Soil Aliquot Vol: | Dilution Factor: 1

Soil Extract Vol.: | GC Column: Rtx-624 ID: 0.25(mm)

% Moisture: | Level: (low/med) Low

Analysis Batch No.: 380141 | Units: ug/L

CAS NO.	COMPOUND NAME	RESULT	Q	RL	MDL
71-55-6	1,1,1-Trichloroethane	1.0	U	1.0	0.10
79-34-5	1,1,2,2-Tetrachloroethane	1.0	U	1.0	0.10
76-13-1	1,1,2-Trichloro-1,2,2-trifluoroethane	1.0	U	1.0	0.10
79-00-5	1,1,2-Trichloroethane	1.0	U	1.0	0.10
75-34-3	1,1-Dichloroethane	1.0	U	1.0	0.10
75-35-4	1,1-Dichloroethene	1.0	U	1.0	0.10
120-82-1	1,2,4-Trichlorobenzene	1.0	U	1.0	0.10
96-12-8	1,2-Dibromo-3-Chloropropane	1.0	U	1.0	0.10
106-93-4	1,2-Dibromoethane	1.0	U	1.0	0.10
95-50-1	1,2-Dichlorobenzene	1.0	U	1.0	0.10
107-06-2	1,2-Dichloroethane	1.0	U	1.0	0.10
78-87-5	1,2-Dichloropropane	1.0	U	1.0	0.10
541-73-1	1,3-Dichlorobenzene	1.0	U	1.0	0.10
106-46-7	1,4-Dichlorobenzene	1.0	U	1.0	0.10
591-78-6	2-Hexanone	1.0	U	1.0	0.10
67-64-1	Acetone	1.0	U	1.0	0.10
71-43-2	Benzene	1.0	U	1.0	0.10
75-27-4	Bromodichloromethane	1.0	U	1.0	0.10
75-25-2	Bromoform	1.0	U	1.0	0.10
74-83-9	Bromomethane	1.0	U	1.0	0.10
75-15-0	Carbon disulfide	1.0	U	1.0	0.10
56-23-5	Carbon tetrachloride	1.0	U	1.0	0.10
108-90-7	Chlorobenzene	1.0	U	1.0	0.10
75-45-6	Chlorodifluoromethane	1.0	U	1.0	0.10
75-00-3	Chloroethane	1.0	U	1.0	0.10
67-66-3	Chloroform	1.0	U	1.0	0.10
74-87-3	Chloromethane	1.0	U	1.0	0.10
156-59-2	cis-1,2-Dichloroethene	0.94	J	1.0	0.10
10061-01-5	cis-1,3-Dichloropropene	1.0	U	1.0	0.10
110-82-7	Cyclohexane	1.0	U	1.0	0.10
124-48-1	Dibromochloromethane	1.0	U	1.0	0.10
75-71-8	Dichlorodifluoromethane	1.0	U	1.0	0.10
100-41-4	Ethylbenzene	1.0	U	1.0	0.10
75-69-4	Freon 11	1.0	U	1.0	0.10
76-15-3	Freon 115	1.0	U	1.0	0.10

FORM I
GC/MS VOA ORGANICS ANALYSIS DATA SHEET

Lab Name: TestAmerica Edison | Job No.: 460-117088-1

SDG No.:

Client Sample ID: MW-3GL-XX | Lab Sample ID: 460-117088-3

Matrix: Water | Lab File ID: V45965.D

Analysis Method: OLM04.2/VOL | Date Collected: 07/13/2016 14:50

Sample wt/vol: 5(mL) | Date Analyzed: 07/20/2016 22:44

Soil Aliquot Vol: | Dilution Factor: 1

Soil Extract Vol.: | GC Column: Rtx-624 ID: 0.25(mm)

% Moisture: | Level: (low/med) Low

Analysis Batch No.: 380141 | Units: ug/L

CAS NO.	COMPOUND NAME	RESULT	Q	RL	MDL
306-83-2	Freon 123	1.0	U	1.0	0.10
75-37-6	Freon 152a	1.0	U	1.0	0.10
98-82-8	Isopropylbenzene	1.0	U	1.0	0.10
179601-23-1	m&p-Xylene	1.0	U	1.0	0.10
79-20-9	Methyl acetate	1.0	U	1.0	0.10
78-93-3	Methyl ethyl ketone (MEK)	1.0	U	1.0	0.10
108-10-1	Methyl isobutyl ketone (MIBK)	1.0	U	1.0	0.10
1634-04-4	Methyl tert-butyl ether	1.0	U	1.0	0.10
108-87-2	Methylcyclohexane	1.0	U	1.0	0.10
75-09-2	Methylene Chloride	1.0	U	1.0	0.10
95-47-6	o-Xylene	1.0	U	1.0	0.10
100-42-5	Styrene	1.0	U	1.0	0.10
127-18-4	Tetrachloroethene	0.27	J	1.0	0.10
108-88-3	Toluene	1.0	U	1.0	0.10
156-60-5	trans-1,2-Dichloroethene	1.0	U	1.0	0.10
10061-02-6	trans-1,3-Dichloropropene	1.0	U	1.0	0.10
79-01-6	Trichloroethene	0.24	J	1.0	0.10
75-01-4	Vinyl chloride	1.0	U	1.0	0.10
1330-20-7	Xylenes, Total	1.0	U	1.0	0.10

CAS NO.	SURROGATE	%REC	Q	LIMITS
17060-07-0	1,2-Dichloroethane-d4 (Surr)	106		76-114
460-00-4	Bromofluorobenzene	90		86-115
2037-26-5	Toluene-d8 (Surr)	100		88-110

FORM I
GC/MS VOA ORGANICS ANALYSIS DATA SHEET
TENTATIVELY IDENTIFIED COMPOUNDS

Lab Name: TestAmerica Edison Job No.: 460-117088-1

SDG No.:

Client Sample ID: MW-3GL-XX Lab Sample ID: 460-117088-3

Matrix: Water Lab File ID: V45965.D

Analysis Method: OLM04.2/VOL Date Collected: 07/13/2016 14:50

Sample wt/vol: 5(mL) Date Analyzed: 07/20/2016 22:44

Soil Aliquot Vol: Dilution Factor: 1

Soil Extract Vol.: GC Column: Rtx-624 ID: 0.25(mm)

% Moisture: Level: (low/med) Low

Analysis Batch No.: 380141 Units: ug/L

Number TICs Found: 0 TIC Result Total: 0

CAS NO.	COMPOUND NAME	RT	RESULT	Q	MATCH QUALITY
	Tentatively Identified Compound		None		

FORM I
GC/MS VOA ORGANICS ANALYSIS DATA SHEET

Lab Name: TestAmerica Edison | Job No.: 460-117088-1

SDG No.:

Client Sample ID: MW-3ML-XX | Lab Sample ID: 460-117088-4

Matrix: Water | Lab File ID: V45966.D

Analysis Method: OLM04.2/VOL | Date Collected: 07/13/2016 16:20

Sample wt/vol: 5(mL) | Date Analyzed: 07/20/2016 23:07

Soil Aliquot Vol: | Dilution Factor: 1

Soil Extract Vol.: | GC Column: Rtx-624 ID: 0.25(mm)

% Moisture: | Level: (low/med) Low

Analysis Batch No.: 380141 | Units: ug/L

CAS NO.	COMPOUND NAME	RESULT	Q	RL	MDL
71-55-6	1,1,1-Trichloroethane	1.0	U	1.0	0.10
79-34-5	1,1,2,2-Tetrachloroethane	1.0	U	1.0	0.10
76-13-1	1,1,2-Trichloro-1,2,2-trifluoroethane	5.6		1.0	0.10
79-00-5	1,1,2-Trichloroethane	1.0	U	1.0	0.10
75-34-3	1,1-Dichloroethane	1.0	U	1.0	0.10
75-35-4	1,1-Dichloroethene	0.26	J	1.0	0.10
120-82-1	1,2,4-Trichlorobenzene	1.0	U	1.0	0.10
96-12-8	1,2-Dibromo-3-Chloropropane	1.0	U	1.0	0.10
106-93-4	1,2-Dibromoethane	1.0	U	1.0	0.10
95-50-1	1,2-Dichlorobenzene	1.0	U	1.0	0.10
107-06-2	1,2-Dichloroethane	1.0	U	1.0	0.10
78-87-5	1,2-Dichloropropane	1.0	U	1.0	0.10
541-73-1	1,3-Dichlorobenzene	1.0	U	1.0	0.10
106-46-7	1,4-Dichlorobenzene	1.0	U	1.0	0.10
591-78-6	2-Hexanone	1.0	U	1.0	0.10
67-64-1	Acetone	1.0	U	1.0	0.10
71-43-2	Benzene	1.0	U	1.0	0.10
75-27-4	Bromodichloromethane	1.0	U	1.0	0.10
75-25-2	Bromoform	1.0	U	1.0	0.10
74-83-9	Bromomethane	1.0	U	1.0	0.10
75-15-0	Carbon disulfide	0.25	J	1.0	0.10
56-23-5	Carbon tetrachloride	1.0	U	1.0	0.10
108-90-7	Chlorobenzene	1.0	U	1.0	0.10
75-45-6	Chlorodifluoromethane	1.0	U	1.0	0.10
75-00-3	Chloroethane	1.0	U	1.0	0.10
67-66-3	Chloroform	0.57	J	1.0	0.10
74-87-3	Chloromethane	1.0	U	1.0	0.10
156-59-2	cis-1,2-Dichloroethene	100		1.0	0.10
10061-01-5	cis-1,3-Dichloropropene	1.0	U	1.0	0.10
110-82-7	Cyclohexane	1.0	U	1.0	0.10
124-48-1	Dibromochloromethane	1.0	U	1.0	0.10
75-71-8	Dichlorodifluoromethane	1.0	U	1.0	0.10
100-41-4	Ethylbenzene	1.0	U	1.0	0.10
75-69-4	Freon 11	1.0	U	1.0	0.10
76-15-3	Freon 115	1.0	U	1.0	0.10

FORM I
GC/MS VOA ORGANICS ANALYSIS DATA SHEET

Lab Name: TestAmerica Edison | Job No.: 460-117088-1
SDG No.:
Client Sample ID: MW-3ML-XX | Lab Sample ID: 460-117088-4
Matrix: Water | Lab File ID: V45966.D
Analysis Method: OLM04.2/VOL | Date Collected: 07/13/2016 16:20
Sample wt/vol: 5(mL) | Date Analyzed: 07/20/2016 23:07
Soil Aliquot Vol: | Dilution Factor: 1
Soil Extract Vol.: | GC Column: Rtx-624 ID: 0.25(mm)
% Moisture: | Level: (low/med) Low
Analysis Batch No.: 380141 | Units: ug/L

CAS NO.	COMPOUND NAME	RESULT	Q	RL	MDL
306-83-2	Freon 123	1.0	U	1.0	0.10
75-37-6	Freon 152a	1.0	U	1.0	0.10
98-82-8	Isopropylbenzene	1.0	U	1.0	0.10
179601-23-1	m&p-Xylene	1.0	U	1.0	0.10
79-20-9	Methyl acetate	1.0	U	1.0	0.10
78-93-3	Methyl ethyl ketone (MEK)	1.0	U	1.0	0.10
108-10-1	Methyl isobutyl ketone (MIBK)	1.0	U	1.0	0.10
1634-04-4	Methyl tert-butyl ether	1.0	U	1.0	0.10
108-87-2	Methylcyclohexane	1.0	U	1.0	0.10
75-09-2	Methylene Chloride	1.0	U	1.0	0.10
95-47-6	o-Xylene	1.0	U	1.0	0.10
100-42-5	Styrene	1.0	U	1.0	0.10
127-18-4	Tetrachloroethene	9.1		1.0	0.10
108-88-3	Toluene	1.0	U	1.0	0.10
156-60-5	trans-1,2-Dichloroethene	1.1		1.0	0.10
10061-02-6	trans-1,3-Dichloropropene	1.0	U	1.0	0.10
79-01-6	Trichloroethene	24		1.0	0.10
75-01-4	Vinyl chloride	1.0	U	1.0	0.10
1330-20-7	Xylenes, Total	1.0	U	1.0	0.10

CAS NO.	SURROGATE	%REC	Q	LIMITS
17060-07-0	1,2-Dichloroethane-d4 (Surr)	106		76-114
460-00-4	Bromofluorobenzene	89		86-115
2037-26-5	Toluene-d8 (Surr)	99		88-110

FORM I
GC/MS VOA ORGANICS ANALYSIS DATA SHEET
TENTATIVELY IDENTIFIED COMPOUNDS

Lab Name: TestAmerica Edison Job No.: 460-117088-1

SDG No.:

Client Sample ID: MW-3ML-XX Lab Sample ID: 460-117088-4

Matrix: Water Lab File ID: V45966.D

Analysis Method: OLM04.2/VOL Date Collected: 07/13/2016 16:20

Sample wt/vol: 5(mL) Date Analyzed: 07/20/2016 23:07

Soil Aliquot Vol: Dilution Factor: 1

Soil Extract Vol.: GC Column: Rtx-624 ID: 0.25(mm)

% Moisture: Level: (low/med) Low

Analysis Batch No.: 380141 Units: ug/L

Number TICs Found: 0 TIC Result Total: 0

CAS NO.	COMPOUND NAME	RT	RESULT	Q	MATCH QUALITY
	Tentatively Identified Compound		None		

FORM I
GC/MS VOA ORGANICS ANALYSIS DATA SHEET

Lab Name: TestAmerica Edison | Job No.: 460-117088-1

SDG No.:

Client Sample ID: QC-TB071416 | Lab Sample ID: 460-117088-5

Matrix: Water | Lab File ID: V45935.D

Analysis Method: OLM04.2/VOL | Date Collected: 07/14/2016 07:20

Sample wt/vol: 5(mL) | Date Analyzed: 07/20/2016 00:10

Soil Aliquot Vol: | Dilution Factor: 1

Soil Extract Vol.: | GC Column: Rtx-624 ID: 0.25(mm)

% Moisture: | Level: (low/med) Low

Analysis Batch No.: 379918 | Units: ug/L

CAS NO.	COMPOUND NAME	RESULT	Q	RL	MDL
71-55-6	1,1,1-Trichloroethane	1.0	U	1.0	0.10
79-34-5	1,1,2,2-Tetrachloroethane	1.0	U	1.0	0.10
76-13-1	1,1,2-Trichloro-1,2,2-trifluoroethane	1.0	U	1.0	0.10
79-00-5	1,1,2-Trichloroethane	1.0	U	1.0	0.10
75-34-3	1,1-Dichloroethane	1.0	U	1.0	0.10
75-35-4	1,1-Dichloroethene	1.0	U	1.0	0.10
120-82-1	1,2,4-Trichlorobenzene	1.0	U	1.0	0.10
96-12-8	1,2-Dibromo-3-Chloropropane	1.0	U	1.0	0.10
106-93-4	1,2-Dibromoethane	1.0	U	1.0	0.10
95-50-1	1,2-Dichlorobenzene	1.0	U	1.0	0.10
107-06-2	1,2-Dichloroethane	1.0	U	1.0	0.10
78-87-5	1,2-Dichloropropane	1.0	U	1.0	0.10
541-73-1	1,3-Dichlorobenzene	1.0	U	1.0	0.10
106-46-7	1,4-Dichlorobenzene	1.0	U	1.0	0.10
591-78-6	2-Hexanone	1.0	U	1.0	0.10
67-64-1	Acetone	180		1.0	0.10
71-43-2	Benzene	1.0	U	1.0	0.10
75-27-4	Bromodichloromethane	1.0	U	1.0	0.10
75-25-2	Bromoform	1.0	U	1.0	0.10
74-83-9	Bromomethane	1.0	U	1.0	0.10
75-15-0	Carbon disulfide	1.0	U	1.0	0.10
56-23-5	Carbon tetrachloride	1.0	U	1.0	0.10
108-90-7	Chlorobenzene	1.0	U	1.0	0.10
75-45-6	Chlorodifluoromethane	1.0	U	1.0	0.10
75-00-3	Chloroethane	1.0	U	1.0	0.10
67-66-3	Chloroform	1.0	U	1.0	0.10
74-87-3	Chloromethane	1.0	U	1.0	0.10
156-59-2	cis-1,2-Dichloroethene	1.0	U	1.0	0.10
10061-01-5	cis-1,3-Dichloropropene	1.0	U	1.0	0.10
110-82-7	Cyclohexane	1.0	U	1.0	0.10
124-48-1	Dibromochloromethane	1.0	U	1.0	0.10
75-71-8	Dichlorodifluoromethane	1.0	U	1.0	0.10
100-41-4	Ethylbenzene	1.0	U	1.0	0.10
75-69-4	Freon 11	1.0	U	1.0	0.10
76-15-3	Freon 115	1.0	U	1.0	0.10

FORM I
GC/MS VOA ORGANICS ANALYSIS DATA SHEET

Lab Name: TestAmerica Edison | Job No.: 460-117088-1
SDG No.:
Client Sample ID: QC-TB071416 | Lab Sample ID: 460-117088-5
Matrix: Water | Lab File ID: V45935.D
Analysis Method: OLM04.2/VOL | Date Collected: 07/14/2016 07:20
Sample wt/vol: 5(mL) | Date Analyzed: 07/20/2016 00:10
Soil Aliquot Vol: | Dilution Factor: 1
Soil Extract Vol.: | GC Column: Rtx-624 ID: 0.25(mm)
% Moisture: | Level: (low/med) Low
Analysis Batch No.: 379918 | Units: ug/L

CAS NO.	COMPOUND NAME	RESULT	Q	RL	MDL
306-83-2	Freon 123	1.0	U	1.0	0.10
75-37-6	Freon 152a	1.0	U	1.0	0.10
98-82-8	Isopropylbenzene	1.0	U	1.0	0.10
179601-23-1	m&p-Xylene	1.0	U	1.0	0.10
79-20-9	Methyl acetate	1.0	U	1.0	0.10
78-93-3	Methyl ethyl ketone (MEK)	3.8		1.0	0.10
108-10-1	Methyl isobutyl ketone (MIBK)	1.0	U	1.0	0.10
1634-04-4	Methyl tert-butyl ether	1.0	U	1.0	0.10
108-87-2	Methylcyclohexane	1.0	U	1.0	0.10
75-09-2	Methylene Chloride	1.0	U	1.0	0.10
95-47-6	o-Xylene	1.0	U	1.0	0.10
100-42-5	Styrene	1.0	U	1.0	0.10
127-18-4	Tetrachloroethene	1.0	U	1.0	0.10
108-88-3	Toluene	1.0	U	1.0	0.10
156-60-5	trans-1,2-Dichloroethene	1.0	U	1.0	0.10
10061-02-6	trans-1,3-Dichloropropene	1.0	U	1.0	0.10
79-01-6	Trichloroethene	1.0	U	1.0	0.10
75-01-4	Vinyl chloride	1.0	U	1.0	0.10
1330-20-7	Xylenes, Total	1.0	U	1.0	0.10

CAS NO.	SURROGATE	%REC	Q	LIMITS
17060-07-0	1,2-Dichloroethane-d4 (Surr)	105		76-114
460-00-4	Bromofluorobenzene	94		86-115
2037-26-5	Toluene-d8 (Surr)	100		88-110

FORM I
GC/MS VOA ORGANICS ANALYSIS DATA SHEET
TENTATIVELY IDENTIFIED COMPOUNDS

Lab Name: TestAmerica Edison Job No.: 460-117088-1

SDG No.:

Client Sample ID: QC-TB071416 Lab Sample ID: 460-117088-5

Matrix: Water Lab File ID: V45935.D

Analysis Method: OLM04.2/VOL Date Collected: 07/14/2016 07:20

Sample wt/vol: 5(mL) Date Analyzed: 07/20/2016 00:10

Soil Aliquot Vol: Dilution Factor: 1

Soil Extract Vol.: GC Column: Rtx-624 ID: 0.25(mm)

% Moisture: Level: (low/med) Low

Analysis Batch No.: 379918 Units: ug/L

Number TICs Found: 0 TIC Result Total: 0

CAS NO.	COMPOUND NAME	RT	RESULT	Q	MATCH QUALITY
	Tentatively Identified Compound		None		

FORM I
GC/MS VOA ORGANICS ANALYSIS DATA SHEET

Lab Name: TestAmerica Edison | Job No.: 460-117088-1
SDG No.:
Client Sample ID: QC-EB071416 | Lab Sample ID: 460-117088-6
Matrix: Water | Lab File ID: V45936.D
Analysis Method: OLM04.2/VOL | Date Collected: 07/14/2016 07:25
Sample wt/vol: 5(mL) | Date Analyzed: 07/20/2016 00:33
Soil Aliquot Vol: | Dilution Factor: 1
Soil Extract Vol.: | GC Column: Rtx-624 ID: 0.25(mm)
% Moisture: | Level: (low/med) Low
Analysis Batch No.: 379918 | Units: ug/L

CAS NO.	COMPOUND NAME	RESULT	Q	RL	MDL
71-55-6	1,1,1-Trichloroethane	1.0	U	1.0	0.10
79-34-5	1,1,2,2-Tetrachloroethane	1.0	U	1.0	0.10
76-13-1	1,1,2-Trichloro-1,2,2-trifluoroethane	1.0	U	1.0	0.10
79-00-5	1,1,2-Trichloroethane	1.0	U	1.0	0.10
75-34-3	1,1-Dichloroethane	1.0	U	1.0	0.10
75-35-4	1,1-Dichloroethene	1.0	U	1.0	0.10
120-82-1	1,2,4-Trichlorobenzene	1.0	U	1.0	0.10
96-12-8	1,2-Dibromo-3-Chloropropane	1.0	U	1.0	0.10
106-93-4	1,2-Dibromoethane	1.0	U	1.0	0.10
95-50-1	1,2-Dichlorobenzene	1.0	U	1.0	0.10
107-06-2	1,2-Dichloroethane	1.0	U	1.0	0.10
78-87-5	1,2-Dichloropropane	1.0	U	1.0	0.10
541-73-1	1,3-Dichlorobenzene	1.0	U	1.0	0.10
106-46-7	1,4-Dichlorobenzene	1.0	U	1.0	0.10
591-78-6	2-Hexanone	1.0	U	1.0	0.10
67-64-1	Acetone	36		1.0	0.10
71-43-2	Benzene	1.0	U	1.0	0.10
75-27-4	Bromodichloromethane	1.0	U	1.0	0.10
75-25-2	Bromoform	1.0	U	1.0	0.10
74-83-9	Bromomethane	1.0	U	1.0	0.10
75-15-0	Carbon disulfide	1.0	U	1.0	0.10
56-23-5	Carbon tetrachloride	1.0	U	1.0	0.10
108-90-7	Chlorobenzene	1.0	U	1.0	0.10
75-45-6	Chlorodifluoromethane	1.0	U	1.0	0.10
75-00-3	Chloroethane	1.0	U	1.0	0.10
67-66-3	Chloroform	1.0	U	1.0	0.10
74-87-3	Chloromethane	1.0	U	1.0	0.10
156-59-2	cis-1,2-Dichloroethene	1.0	U	1.0	0.10
10061-01-5	cis-1,3-Dichloropropene	1.0	U	1.0	0.10
110-82-7	Cyclohexane	1.0	U	1.0	0.10
124-48-1	Dibromochloromethane	1.0	U	1.0	0.10
75-71-8	Dichlorodifluoromethane	1.0	U	1.0	0.10
100-41-4	Ethylbenzene	1.0	U	1.0	0.10
75-69-4	Freon 11	1.0	U	1.0	0.10
76-15-3	Freon 115	1.0	U	1.0	0.10

FORM I
GC/MS VOA ORGANICS ANALYSIS DATA SHEET

Lab Name: TestAmerica Edison | Job No.: 460-117088-1

SDG No.:

Client Sample ID: QC-EB071416 | Lab Sample ID: 460-117088-6

Matrix: Water | Lab File ID: V45936.D

Analysis Method: OLM04.2/VOL | Date Collected: 07/14/2016 07:25

Sample wt/vol: 5(mL) | Date Analyzed: 07/20/2016 00:33

Soil Aliquot Vol: | Dilution Factor: 1

Soil Extract Vol.: | GC Column: Rtx-624 ID: 0.25(mm)

% Moisture: | Level: (low/med) Low

Analysis Batch No.: 379918 | Units: ug/L

CAS NO.	COMPOUND NAME	RESULT	Q	RL	MDL
306-83-2	Freon 123	1.0	U	1.0	0.10
75-37-6	Freon 152a	1.0	U	1.0	0.10
98-82-8	Isopropylbenzene	1.0	U	1.0	0.10
179601-23-1	m&p-Xylene	1.0	U	1.0	0.10
79-20-9	Methyl acetate	1.0	U	1.0	0.10
78-93-3	Methyl ethyl ketone (MEK)	35		1.0	0.10
108-10-1	Methyl isobutyl ketone (MIBK)	1.0	U	1.0	0.10
1634-04-4	Methyl tert-butyl ether	1.0	U	1.0	0.10
108-87-2	Methylcyclohexane	1.0	U	1.0	0.10
75-09-2	Methylene Chloride	1.0	U	1.0	0.10
95-47-6	o-Xylene	1.0	U	1.0	0.10
100-42-5	Styrene	1.0	U	1.0	0.10
127-18-4	Tetrachloroethene	1.0	U	1.0	0.10
108-88-3	Toluene	1.0	U	1.0	0.10
156-60-5	trans-1,2-Dichloroethene	1.0	U	1.0	0.10
10061-02-6	trans-1,3-Dichloropropene	1.0	U	1.0	0.10
79-01-6	Trichloroethene	1.0	U	1.0	0.10
75-01-4	Vinyl chloride	1.0	U	1.0	0.10
1330-20-7	Xylenes, Total	1.0	U	1.0	0.10

CAS NO.	SURROGATE	%REC	Q	LIMITS
17060-07-0	1,2-Dichloroethane-d4 (Surr)	105		76-114
460-00-4	Bromofluorobenzene	95		86-115
2037-26-5	Toluene-d8 (Surr)	99		88-110

FORM I
GC/MS VOA ORGANICS ANALYSIS DATA SHEET
TENTATIVELY IDENTIFIED COMPOUNDS

Lab Name: TestAmerica Edison Job No.: 460-117088-1

SDG No.:

Client Sample ID: QC-EB071416 Lab Sample ID: 460-117088-6

Matrix: Water Lab File ID: V45936.D

Analysis Method: OLM04.2/VOL Date Collected: 07/14/2016 07:25

Sample wt/vol: 5(mL) Date Analyzed: 07/20/2016 00:33

Soil Aliquot Vol: Dilution Factor: 1

Soil Extract Vol.: GC Column: Rtx-624 ID: 0.25(mm)

% Moisture: Level: (low/med) Low

Analysis Batch No.: 379918 Units: ug/L

Number TICs Found: 0 TIC Result Total: 0

CAS NO.	COMPOUND NAME	RT	RESULT	Q	MATCH QUALITY
	Tentatively Identified Compound		None		

FORM I
GC/MS VOA ORGANICS ANALYSIS DATA SHEET

Lab Name: TestAmerica Edison | Job No.: 460-117088-1

SDG No.:

Client Sample ID: MW-2GL-XX | Lab Sample ID: 460-117088-7

Matrix: Water | Lab File ID: V45967.D

Analysis Method: OLM04.2/VOL | Date Collected: 07/14/2016 10:15

Sample wt/vol: 5(mL) | Date Analyzed: 07/20/2016 23:30

Soil Aliquot Vol: | Dilution Factor: 1

Soil Extract Vol.: | GC Column: Rtx-624 ID: 0.25(mm)

% Moisture: | Level: (low/med) Low

Analysis Batch No.: 380141 | Units: ug/L

CAS NO.	COMPOUND NAME	RESULT	Q	RL	MDL
71-55-6	1,1,1-Trichloroethane	1.0	U	1.0	0.10
79-34-5	1,1,2,2-Tetrachloroethane	1.0	U	1.0	0.10
76-13-1	1,1,2-Trichloro-1,2,2-trifluoroethane	1.0	U	1.0	0.10
79-00-5	1,1,2-Trichloroethane	1.0	U	1.0	0.10
75-34-3	1,1-Dichloroethane	1.0	U	1.0	0.10
75-35-4	1,1-Dichloroethene	1.0	U	1.0	0.10
120-82-1	1,2,4-Trichlorobenzene	1.0	U	1.0	0.10
96-12-8	1,2-Dibromo-3-Chloropropane	1.0	U	1.0	0.10
106-93-4	1,2-Dibromoethane	1.0	U	1.0	0.10
95-50-1	1,2-Dichlorobenzene	1.0	U	1.0	0.10
107-06-2	1,2-Dichloroethane	1.0	U	1.0	0.10
78-87-5	1,2-Dichloropropane	1.0	U	1.0	0.10
541-73-1	1,3-Dichlorobenzene	1.0	U	1.0	0.10
106-46-7	1,4-Dichlorobenzene	1.0	U	1.0	0.10
591-78-6	2-Hexanone	1.0	U	1.0	0.10
67-64-1	Acetone	1.0	U	1.0	0.10
71-43-2	Benzene	1.0	U	1.0	0.10
75-27-4	Bromodichloromethane	1.0	U	1.0	0.10
75-25-2	Bromoform	1.0	U	1.0	0.10
74-83-9	Bromomethane	1.0	U	1.0	0.10
75-15-0	Carbon disulfide	1.0	U	1.0	0.10
56-23-5	Carbon tetrachloride	1.0	U	1.0	0.10
108-90-7	Chlorobenzene	1.0	U	1.0	0.10
75-45-6	Chlorodifluoromethane	1.0	U	1.0	0.10
75-00-3	Chloroethane	1.0	U	1.0	0.10
67-66-3	Chloroform	1.0	U	1.0	0.10
74-87-3	Chloromethane	1.0	U	1.0	0.10
156-59-2	cis-1,2-Dichloroethene	1.0	U	1.0	0.10
10061-01-5	cis-1,3-Dichloropropene	1.0	U	1.0	0.10
110-82-7	Cyclohexane	1.0	U	1.0	0.10
124-48-1	Dibromochloromethane	1.0	U	1.0	0.10
75-71-8	Dichlorodifluoromethane	1.0	U	1.0	0.10
100-41-4	Ethylbenzene	1.0	U	1.0	0.10
75-69-4	Freon 11	1.0	U	1.0	0.10
76-15-3	Freon 115	1.0	U	1.0	0.10

FORM I
GC/MS VOA ORGANICS ANALYSIS DATA SHEET

Lab Name: TestAmerica Edison | Job No.: 460-117088-1

SDG No.:

Client Sample ID: MW-2GL-XX | Lab Sample ID: 460-117088-7

Matrix: Water | Lab File ID: V45967.D

Analysis Method: OLM04.2/VOL | Date Collected: 07/14/2016 10:15

Sample wt/vol: 5(mL) | Date Analyzed: 07/20/2016 23:30

Soil Aliquot Vol: | Dilution Factor: 1

Soil Extract Vol.: | GC Column: Rtx-624 ID: 0.25(mm)

% Moisture: | Level: (low/med) Low

Analysis Batch No.: 380141 | Units: ug/L

CAS NO.	COMPOUND NAME	RESULT	Q	RL	MDL
306-83-2	Freon 123	1.0	U	1.0	0.10
75-37-6	Freon 152a	1.0	U	1.0	0.10
98-82-8	Isopropylbenzene	1.0	U	1.0	0.10
179601-23-1	m&p-Xylene	1.0	U	1.0	0.10
79-20-9	Methyl acetate	1.0	U	1.0	0.10
78-93-3	Methyl ethyl ketone (MEK)	1.0	U	1.0	0.10
108-10-1	Methyl isobutyl ketone (MIBK)	1.0	U	1.0	0.10
1634-04-4	Methyl tert-butyl ether	1.0	U	1.0	0.10
108-87-2	Methylcyclohexane	1.0	U	1.0	0.10
75-09-2	Methylene Chloride	1.0	U	1.0	0.10
95-47-6	o-Xylene	1.0	U	1.0	0.10
100-42-5	Styrene	1.0	U	1.0	0.10
127-18-4	Tetrachloroethene	2.1		1.0	0.10
108-88-3	Toluene	1.0	U	1.0	0.10
156-60-5	trans-1,2-Dichloroethene	1.0	U	1.0	0.10
10061-02-6	trans-1,3-Dichloropropene	1.0	U	1.0	0.10
79-01-6	Trichloroethene	0.46	J	1.0	0.10
75-01-4	Vinyl chloride	1.0	U	1.0	0.10
1330-20-7	Xylenes, Total	1.0	U	1.0	0.10

CAS NO.	SURROGATE	%REC	Q	LIMITS
17060-07-0	1,2-Dichloroethane-d4 (Surr)	103		76-114
460-00-4	Bromofluorobenzene	88		86-115
2037-26-5	Toluene-d8 (Surr)	100		88-110

FORM I
GC/MS VOA ORGANICS ANALYSIS DATA SHEET
TENTATIVELY IDENTIFIED COMPOUNDS

Lab Name: TestAmerica Edison Job No.: 460-117088-1

SDG No.:

Client Sample ID: MW-2GL-XX Lab Sample ID: 460-117088-7

Matrix: Water Lab File ID: V45967.D

Analysis Method: OLM04.2/VOL Date Collected: 07/14/2016 10:15

Sample wt/vol: 5(mL) Date Analyzed: 07/20/2016 23:30

Soil Aliquot Vol: Dilution Factor: 1

Soil Extract Vol.: GC Column: Rtx-624 ID: 0.25(mm)

% Moisture: Level: (low/med) Low

Analysis Batch No.: 380141 Units: ug/L

Number TICs Found: 0 TIC Result Total: 0

CAS NO.	COMPOUND NAME	RT	RESULT	Q	MATCH QUALITY
	Tentatively Identified Compound		None		

FORM I
GC/MS VOA ORGANICS ANALYSIS DATA SHEET

Lab Name: TestAmerica Edison | Job No.: 460-117088-1
SDG No.:
Client Sample ID: MW-2MI-XX | Lab Sample ID: 460-117088-8
Matrix: Water | Lab File ID: V45968.D
Analysis Method: OLM04.2/VOL | Date Collected: 07/14/2016 12:10
Sample wt/vol: 5(mL) | Date Analyzed: 07/20/2016 23:53
Soil Aliquot Vol: | Dilution Factor: 1
Soil Extract Vol.: | GC Column: Rtx-624 ID: 0.25(mm)
% Moisture: | Level: (low/med) Low
Analysis Batch No.: 380141 | Units: ug/L

CAS NO.	COMPOUND NAME	RESULT	Q	RL	MDL
71-55-6	1,1,1-Trichloroethane	1.0	U	1.0	0.10
79-34-5	1,1,2,2-Tetrachloroethane	1.0	U	1.0	0.10
76-13-1	1,1,2-Trichloro-1,2,2-trifluoroethane	1.0	U	1.0	0.10
79-00-5	1,1,2-Trichloroethane	1.0	U	1.0	0.10
75-34-3	1,1-Dichloroethane	1.0	U	1.0	0.10
75-35-4	1,1-Dichloroethene	1.0	U	1.0	0.10
120-82-1	1,2,4-Trichlorobenzene	1.0	U	1.0	0.10
96-12-8	1,2-Dibromo-3-Chloropropane	1.0	U	1.0	0.10
106-93-4	1,2-Dibromoethane	1.0	U	1.0	0.10
95-50-1	1,2-Dichlorobenzene	1.0	U	1.0	0.10
107-06-2	1,2-Dichloroethane	1.0	U	1.0	0.10
78-87-5	1,2-Dichloropropane	1.0	U	1.0	0.10
541-73-1	1,3-Dichlorobenzene	1.0	U	1.0	0.10
106-46-7	1,4-Dichlorobenzene	1.0	U	1.0	0.10
591-78-6	2-Hexanone	1.0	U	1.0	0.10
67-64-1	Acetone	1.0	U	1.0	0.10
71-43-2	Benzene	1.0	U	1.0	0.10
75-27-4	Bromodichloromethane	1.0	U	1.0	0.10
75-25-2	Bromoform	1.0	U	1.0	0.10
74-83-9	Bromomethane	1.0	U	1.0	0.10
75-15-0	Carbon disulfide	1.0	U	1.0	0.10
56-23-5	Carbon tetrachloride	1.0	U	1.0	0.10
108-90-7	Chlorobenzene	1.0	U	1.0	0.10
75-45-6	Chlorodifluoromethane	1.0	U	1.0	0.10
75-00-3	Chloroethane	1.0	U	1.0	0.10
67-66-3	Chloroform	0.35	J	1.0	0.10
74-87-3	Chloromethane	1.0	U	1.0	0.10
156-59-2	cis-1,2-Dichloroethene	4.9		1.0	0.10
10061-01-5	cis-1,3-Dichloropropene	1.0	U	1.0	0.10
110-82-7	Cyclohexane	1.0	U	1.0	0.10
124-48-1	Dibromochloromethane	1.0	U	1.0	0.10
75-71-8	Dichlorodifluoromethane	1.0	U	1.0	0.10
100-41-4	Ethylbenzene	1.0	U	1.0	0.10
75-69-4	Freon 11	1.0	U	1.0	0.10
76-15-3	Freon 115	1.0	U	1.0	0.10

FORM I
GC/MS VOA ORGANICS ANALYSIS DATA SHEET

Lab Name: TestAmerica Edison | Job No.: 460-117088-1
SDG No.:
Client Sample ID: MW-2MI-XX | Lab Sample ID: 460-117088-8
Matrix: Water | Lab File ID: V45968.D
Analysis Method: OLM04.2/VOL | Date Collected: 07/14/2016 12:10
Sample wt/vol: 5(mL) | Date Analyzed: 07/20/2016 23:53
Soil Aliquot Vol: | Dilution Factor: 1
Soil Extract Vol.: | GC Column: Rtx-624 ID: 0.25(mm)
% Moisture: | Level: (low/med) Low
Analysis Batch No.: 380141 | Units: ug/L

CAS NO.	COMPOUND NAME	RESULT	Q	RL	MDL
306-83-2	Freon 123	1.0	U	1.0	0.10
75-37-6	Freon 152a	1.0	U	1.0	0.10
98-82-8	Isopropylbenzene	1.0	U	1.0	0.10
179601-23-1	m&p-Xylene	1.0	U	1.0	0.10
79-20-9	Methyl acetate	1.0	U	1.0	0.10
78-93-3	Methyl ethyl ketone (MEK)	1.0	U	1.0	0.10
108-10-1	Methyl isobutyl ketone (MIBK)	1.0	U	1.0	0.10
1634-04-4	Methyl tert-butyl ether	1.0	U	1.0	0.10
108-87-2	Methylcyclohexane	1.0	U	1.0	0.10
75-09-2	Methylene Chloride	1.0	U	1.0	0.10
95-47-6	o-Xylene	1.0	U	1.0	0.10
100-42-5	Styrene	1.0	U	1.0	0.10
127-18-4	Tetrachloroethene	8.1		1.0	0.10
108-88-3	Toluene	1.0	U	1.0	0.10
156-60-5	trans-1,2-Dichloroethene	1.0	U	1.0	0.10
10061-02-6	trans-1,3-Dichloropropene	1.0	U	1.0	0.10
79-01-6	Trichloroethene	2.6		1.0	0.10
75-01-4	Vinyl chloride	1.0	U	1.0	0.10
1330-20-7	Xylenes, Total	1.0	U	1.0	0.10

CAS NO.	SURROGATE	%REC	Q	LIMITS
17060-07-0	1,2-Dichloroethane-d4 (Surr)	108		76-114
460-00-4	Bromofluorobenzene	91		86-115
2037-26-5	Toluene-d8 (Surr)	98		88-110

FORM I
GC/MS VOA ORGANICS ANALYSIS DATA SHEET
TENTATIVELY IDENTIFIED COMPOUNDS

Lab Name: TestAmerica Edison Job No.: 460-117088-1

SDG No.:

Client Sample ID: MW-2MI-XX Lab Sample ID: 460-117088-8

Matrix: Water Lab File ID: V45968.D

Analysis Method: OLM04.2/VOL Date Collected: 07/14/2016 12:10

Sample wt/vol: 5(mL) Date Analyzed: 07/20/2016 23:53

Soil Aliquot Vol: Dilution Factor: 1

Soil Extract Vol.: GC Column: Rtx-624 ID: 0.25(mm)

% Moisture: Level: (low/med) Low

Analysis Batch No.: 380141 Units: ug/L

Number TICs Found: 0 TIC Result Total: 0

CAS NO.	COMPOUND NAME	RT	RESULT	Q	MATCH QUALITY
	Tentatively Identified Compound		None		

FORM I
GC/MS VOA ORGANICS ANALYSIS DATA SHEET

Lab Name: TestAmerica Edison | Job No.: 460-117088-1

SDG No.:

Client Sample ID: MW-47ML-XX | Lab Sample ID: 460-117088-9

Matrix: Water | Lab File ID: V45969.D

Analysis Method: OLM04.2/VOL | Date Collected: 07/14/2016 11:30

Sample wt/vol: 5(mL) | Date Analyzed: 07/21/2016 00:16

Soil Aliquot Vol: | Dilution Factor: 1

Soil Extract Vol.: | GC Column: Rtx-624 ID: 0.25(mm)

% Moisture: | Level: (low/med) Low

Analysis Batch No.: 380141 | Units: ug/L

CAS NO.	COMPOUND NAME	RESULT	Q	RL	MDL
71-55-6	1,1,1-Trichloroethane	1.0	U	1.0	0.10
79-34-5	1,1,2,2-Tetrachloroethane	1.0	U	1.0	0.10
76-13-1	1,1,2-Trichloro-1,2,2-trifluoroethane	1.5		1.0	0.10
79-00-5	1,1,2-Trichloroethane	1.0	U	1.0	0.10
75-34-3	1,1-Dichloroethane	1.0	U	1.0	0.10
75-35-4	1,1-Dichloroethene	0.31	J	1.0	0.10
120-82-1	1,2,4-Trichlorobenzene	1.0	U	1.0	0.10
96-12-8	1,2-Dibromo-3-Chloropropane	1.0	U	1.0	0.10
106-93-4	1,2-Dibromoethane	1.0	U	1.0	0.10
95-50-1	1,2-Dichlorobenzene	1.0	U	1.0	0.10
107-06-2	1,2-Dichloroethane	1.0	U	1.0	0.10
78-87-5	1,2-Dichloropropane	1.0	U	1.0	0.10
541-73-1	1,3-Dichlorobenzene	1.0	U	1.0	0.10
106-46-7	1,4-Dichlorobenzene	1.0	U	1.0	0.10
591-78-6	2-Hexanone	1.0	U	1.0	0.10
67-64-1	Acetone	1.0	U	1.0	0.10
71-43-2	Benzene	1.0	U	1.0	0.10
75-27-4	Bromodichloromethane	1.0	U	1.0	0.10
75-25-2	Bromoform	1.0	U	1.0	0.10
74-83-9	Bromomethane	1.0	U	1.0	0.10
75-15-0	Carbon disulfide	1.0	U	1.0	0.10
56-23-5	Carbon tetrachloride	1.0	U	1.0	0.10
108-90-7	Chlorobenzene	1.0	U	1.0	0.10
75-45-6	Chlorodifluoromethane	1.0	U	1.0	0.10
75-00-3	Chloroethane	1.0	U	1.0	0.10
67-66-3	Chloroform	0.46	J	1.0	0.10
74-87-3	Chloromethane	1.0	U	1.0	0.10
156-59-2	cis-1,2-Dichloroethene	37		1.0	0.10
10061-01-5	cis-1,3-Dichloropropene	1.0	U	1.0	0.10
110-82-7	Cyclohexane	1.0	U	1.0	0.10
124-48-1	Dibromochloromethane	1.0	U	1.0	0.10
75-71-8	Dichlorodifluoromethane	1.0	U	1.0	0.10
100-41-4	Ethylbenzene	1.0	U	1.0	0.10
75-69-4	Freon 11	0.52	J	1.0	0.10
76-15-3	Freon 115	1.0	U	1.0	0.10

FORM I
GC/MS VOA ORGANICS ANALYSIS DATA SHEET

Lab Name: TestAmerica Edison | Job No.: 460-117088-1
SDG No.:
Client Sample ID: MW-47ML-XX | Lab Sample ID: 460-117088-9
Matrix: Water | Lab File ID: V45969.D
Analysis Method: OLM04.2/VOL | Date Collected: 07/14/2016 11:30
Sample wt/vol: 5(mL) | Date Analyzed: 07/21/2016 00:16
Soil Aliquot Vol: | Dilution Factor: 1
Soil Extract Vol.: | GC Column: Rtx-624 ID: 0.25(mm)
% Moisture: | Level: (low/med) Low
Analysis Batch No.: 380141 | Units: ug/L

CAS NO.	COMPOUND NAME	RESULT	Q	RL	MDL
306-83-2	Freon 123	1.0	U	1.0	0.10
75-37-6	Freon 152a	1.0	U	1.0	0.10
98-82-8	Isopropylbenzene	1.0	U	1.0	0.10
179601-23-1	m&p-Xylene	1.0	U	1.0	0.10
79-20-9	Methyl acetate	1.0	U	1.0	0.10
78-93-3	Methyl ethyl ketone (MEK)	1.0	U	1.0	0.10
108-10-1	Methyl isobutyl ketone (MIBK)	1.0	U	1.0	0.10
1634-04-4	Methyl tert-butyl ether	1.0	U	1.0	0.10
108-87-2	Methylcyclohexane	1.0	U	1.0	0.10
75-09-2	Methylene Chloride	1.0	U	1.0	0.10
95-47-6	o-Xylene	1.0	U	1.0	0.10
100-42-5	Styrene	1.0	U	1.0	0.10
127-18-4	Tetrachloroethene	1.2		1.0	0.10
108-88-3	Toluene	1.0	U	1.0	0.10
156-60-5	trans-1,2-Dichloroethene	0.70	J	1.0	0.10
10061-02-6	trans-1,3-Dichloropropene	1.0	U	1.0	0.10
79-01-6	Trichloroethene	12		1.0	0.10
75-01-4	Vinyl chloride	1.0	U	1.0	0.10
1330-20-7	Xylenes, Total	1.0	U	1.0	0.10

CAS NO.	SURROGATE	%REC	Q	LIMITS
17060-07-0	1,2-Dichloroethane-d4 (Surr)	109		76-114
460-00-4	Bromofluorobenzene	90		86-115
2037-26-5	Toluene-d8 (Surr)	99		88-110

FORM I
GC/MS VOA ORGANICS ANALYSIS DATA SHEET
TENTATIVELY IDENTIFIED COMPOUNDS

Lab Name: TestAmerica Edison Job No.: 460-117088-1

SDG No.:

Client Sample ID: MW-47ML-XX Lab Sample ID: 460-117088-9

Matrix: Water Lab File ID: V45969.D

Analysis Method: OLM04.2/VOL Date Collected: 07/14/2016 11:30

Sample wt/vol: 5(mL) Date Analyzed: 07/21/2016 00:16

Soil Aliquot Vol: Dilution Factor: 1

Soil Extract Vol.: GC Column: Rtx-624 ID: 0.25(mm)

% Moisture: Level: (low/med) Low

Analysis Batch No.: 380141 Units: ug/L

Number TICs Found: 0 TIC Result Total: 0

CAS NO.	COMPOUND NAME	RT	RESULT	Q	MATCH QUALITY
	Tentatively Identified Compound		None		

FORM I
GC/MS VOA ORGANICS ANALYSIS DATA SHEET

Lab Name: TestAmerica Edison | Job No.: 460-117088-1

SDG No.:

Client Sample ID: MW-47MI-XX | Lab Sample ID: 460-117088-10

Matrix: Water | Lab File ID: V45970.D

Analysis Method: OLM04.2/VOL | Date Collected: 07/14/2016 12:50

Sample wt/vol: 5(mL) | Date Analyzed: 07/21/2016 00:39

Soil Aliquot Vol: | Dilution Factor: 1

Soil Extract Vol.: | GC Column: Rtx-624 ID: 0.25(mm)

% Moisture: | Level: (low/med) Low

Analysis Batch No.: 380141 | Units: ug/L

CAS NO.	COMPOUND NAME	RESULT	Q	RL	MDL
71-55-6	1,1,1-Trichloroethane	1.0	U	1.0	0.10
79-34-5	1,1,2,2-Tetrachloroethane	1.0	U	1.0	0.10
76-13-1	1,1,2-Trichloro-1,2,2-trifluoroethane	0.62	J	1.0	0.10
79-00-5	1,1,2-Trichloroethane	1.0	U	1.0	0.10
75-34-3	1,1-Dichloroethane	1.0	U	1.0	0.10
75-35-4	1,1-Dichloroethene	1.0	U	1.0	0.10
120-82-1	1,2,4-Trichlorobenzene	1.0	U	1.0	0.10
96-12-8	1,2-Dibromo-3-Chloropropane	1.0	U	1.0	0.10
106-93-4	1,2-Dibromoethane	1.0	U	1.0	0.10
95-50-1	1,2-Dichlorobenzene	1.0	U	1.0	0.10
107-06-2	1,2-Dichloroethane	1.0	U	1.0	0.10
78-87-5	1,2-Dichloropropane	1.0	U	1.0	0.10
541-73-1	1,3-Dichlorobenzene	1.0	U	1.0	0.10
106-46-7	1,4-Dichlorobenzene	1.0	U	1.0	0.10
591-78-6	2-Hexanone	1.0	U	1.0	0.10
67-64-1	Acetone	1.0	U	1.0	0.10
71-43-2	Benzene	1.0	U	1.0	0.10
75-27-4	Bromodichloromethane	1.0	U	1.0	0.10
75-25-2	Bromoform	1.0	U	1.0	0.10
74-83-9	Bromomethane	1.0	U	1.0	0.10
75-15-0	Carbon disulfide	1.0	U	1.0	0.10
56-23-5	Carbon tetrachloride	1.0	U	1.0	0.10
108-90-7	Chlorobenzene	1.0	U	1.0	0.10
75-45-6	Chlorodifluoromethane	0.49	J	1.0	0.10
75-00-3	Chloroethane	1.0	U	1.0	0.10
67-66-3	Chloroform	1.0	U	1.0	0.10
74-87-3	Chloromethane	1.0	U	1.0	0.10
156-59-2	cis-1,2-Dichloroethene	7.1		1.0	0.10
10061-01-5	cis-1,3-Dichloropropene	1.0	U	1.0	0.10
110-82-7	Cyclohexane	1.0	U	1.0	0.10
124-48-1	Dibromochloromethane	1.0	U	1.0	0.10
75-71-8	Dichlorodifluoromethane	1.0	U	1.0	0.10
100-41-4	Ethylbenzene	1.0	U	1.0	0.10
75-69-4	Freon 11	1.0	U	1.0	0.10
76-15-3	Freon 115	1.0	U	1.0	0.10

FORM I
GC/MS VOA ORGANICS ANALYSIS DATA SHEET

Lab Name: TestAmerica Edison | Job No.: 460-117088-1

SDG No.:

Client Sample ID: MW-47MI-XX | Lab Sample ID: 460-117088-10

Matrix: Water | Lab File ID: V45970.D

Analysis Method: OLM04.2/VOL | Date Collected: 07/14/2016 12:50

Sample wt/vol: 5(mL) | Date Analyzed: 07/21/2016 00:39

Soil Aliquot Vol: | Dilution Factor: 1

Soil Extract Vol.: | GC Column: Rtx-624 ID: 0.25(mm)

% Moisture: | Level: (low/med) Low

Analysis Batch No.: 380141 | Units: ug/L

CAS NO.	COMPOUND NAME	RESULT	Q	RL	MDL
306-83-2	Freon 123	1.0	U	1.0	0.10
75-37-6	Freon 152a	1.0	U	1.0	0.10
98-82-8	Isopropylbenzene	1.0	U	1.0	0.10
179601-23-1	m&p-Xylene	1.0	U	1.0	0.10
79-20-9	Methyl acetate	1.0	U	1.0	0.10
78-93-3	Methyl ethyl ketone (MEK)	1.0	U	1.0	0.10
108-10-1	Methyl isobutyl ketone (MIBK)	1.0	U	1.0	0.10
1634-04-4	Methyl tert-butyl ether	1.0	U	1.0	0.10
108-87-2	Methylcyclohexane	1.0	U	1.0	0.10
75-09-2	Methylene Chloride	1.0	U	1.0	0.10
95-47-6	o-Xylene	1.0	U	1.0	0.10
100-42-5	Styrene	1.0	U	1.0	0.10
127-18-4	Tetrachloroethene	0.25	J	1.0	0.10
108-88-3	Toluene	1.0	U	1.0	0.10
156-60-5	trans-1,2-Dichloroethene	1.0	U	1.0	0.10
10061-02-6	trans-1,3-Dichloropropene	1.0	U	1.0	0.10
79-01-6	Trichloroethene	2.4		1.0	0.10
75-01-4	Vinyl chloride	1.0	U	1.0	0.10
1330-20-7	Xylenes, Total	1.0	U	1.0	0.10

CAS NO.	SURROGATE	%REC	Q	LIMITS
17060-07-0	1,2-Dichloroethane-d4 (Surr)	102		76-114
460-00-4	Bromofluorobenzene	90		86-115
2037-26-5	Toluene-d8 (Surr)	99		88-110

FORM I
GC/MS VOA ORGANICS ANALYSIS DATA SHEET
TENTATIVELY IDENTIFIED COMPOUNDS

Lab Name: TestAmerica Edison Job No.: 460-117088-1

SDG No.:

Client Sample ID: MW-47MI-XX Lab Sample ID: 460-117088-10

Matrix: Water Lab File ID: V45970.D

Analysis Method: OLM04.2/VOL Date Collected: 07/14/2016 12:50

Sample wt/vol: 5(mL) Date Analyzed: 07/21/2016 00:39

Soil Aliquot Vol: Dilution Factor: 1

Soil Extract Vol.: GC Column: Rtx-624 ID: 0.25(mm)

% Moisture: Level: (low/med) Low

Analysis Batch No.: 380141 Units: ug/L

Number TICs Found: 0 TIC Result Total: 0

CAS NO.	COMPOUND NAME	RT	RESULT	Q	MATCH QUALITY
	Tentatively Identified Compound		None		

FORM I
GC/MS VOA ORGANICS ANALYSIS DATA SHEET

Lab Name: TestAmerica Edison | Job No.: 460-117088-1

SDG No.:

Client Sample ID: MW-503-XX | Lab Sample ID: 460-117088-11

Matrix: Water | Lab File ID: V45971.D

Analysis Method: OLM04.2/VOL | Date Collected: 07/14/2016 12:00

Sample wt/vol: 5(mL) | Date Analyzed: 07/21/2016 01:02

Soil Aliquot Vol: | Dilution Factor: 1

Soil Extract Vol.: | GC Column: Rtx-624 ID: 0.25(mm)

% Moisture: | Level: (low/med) Low

Analysis Batch No.: 380141 | Units: ug/L

CAS NO.	COMPOUND NAME	RESULT	Q	RL	MDL
71-55-6	1,1,1-Trichloroethane	1.0	U	1.0	0.10
79-34-5	1,1,2,2-Tetrachloroethane	1.0	U	1.0	0.10
76-13-1	1,1,2-Trichloro-1,2,2-trifluoroethane	6.7		1.0	0.10
79-00-5	1,1,2-Trichloroethane	0.46	J	1.0	0.10
75-34-3	1,1-Dichloroethane	1.0	U	1.0	0.10
75-35-4	1,1-Dichloroethene	1.0	U	1.0	0.10
120-82-1	1,2,4-Trichlorobenzene	1.0	U	1.0	0.10
96-12-8	1,2-Dibromo-3-Chloropropane	1.0	U	1.0	0.10
106-93-4	1,2-Dibromoethane	1.0	U	1.0	0.10
95-50-1	1,2-Dichlorobenzene	1.0	U	1.0	0.10
107-06-2	1,2-Dichloroethane	1.0	U	1.0	0.10
78-87-5	1,2-Dichloropropane	1.0	U	1.0	0.10
541-73-1	1,3-Dichlorobenzene	1.0	U	1.0	0.10
106-46-7	1,4-Dichlorobenzene	1.0	U	1.0	0.10
591-78-6	2-Hexanone	1.0	U	1.0	0.10
67-64-1	Acetone	1.0	U	1.0	0.10
71-43-2	Benzene	1.0	U	1.0	0.10
75-27-4	Bromodichloromethane	1.0	U	1.0	0.10
75-25-2	Bromoform	1.0	U	1.0	0.10
74-83-9	Bromomethane	1.0	U	1.0	0.10
75-15-0	Carbon disulfide	1.0	U	1.0	0.10
56-23-5	Carbon tetrachloride	1.0	U	1.0	0.10
108-90-7	Chlorobenzene	0.38	J	1.0	0.10
75-45-6	Chlorodifluoromethane	1.0	U	1.0	0.10
75-00-3	Chloroethane	1.0	U	1.0	0.10
67-66-3	Chloroform	1.1		1.0	0.10
74-87-3	Chloromethane	1.0	U	1.0	0.10
156-59-2	cis-1,2-Dichloroethene	25		1.0	0.10
10061-01-5	cis-1,3-Dichloropropene	1.0	U	1.0	0.10
110-82-7	Cyclohexane	1.0	U	1.0	0.10
124-48-1	Dibromochloromethane	1.0	U	1.0	0.10
75-71-8	Dichlorodifluoromethane	1.0	U	1.0	0.10
100-41-4	Ethylbenzene	1.0	U	1.0	0.10
75-69-4	Freon 11	1.0	U	1.0	0.10
76-15-3	Freon 115	1.0	U	1.0	0.10

FORM I
GC/MS VOA ORGANICS ANALYSIS DATA SHEET

Lab Name: TestAmerica Edison | Job No.: 460-117088-1

SDG No.:

Client Sample ID: MW-503-XX | Lab Sample ID: 460-117088-11

Matrix: Water | Lab File ID: V45971.D

Analysis Method: OLM04.2/VOL | Date Collected: 07/14/2016 12:00

Sample wt/vol: 5(mL) | Date Analyzed: 07/21/2016 01:02

Soil Aliquot Vol: | Dilution Factor: 1

Soil Extract Vol.: | GC Column: Rtx-624 ID: 0.25(mm)

% Moisture: | Level: (low/med) Low

Analysis Batch No.: 380141 | Units: ug/L

CAS NO.	COMPOUND NAME	RESULT	Q	RL	MDL
306-83-2	Freon 123	0.45	J	1.0	0.10
75-37-6	Freon 152a	1.0	U	1.0	0.10
98-82-8	Isopropylbenzene	1.0	U	1.0	0.10
179601-23-1	m&p-Xylene	1.0	U	1.0	0.10
79-20-9	Methyl acetate	1.0	U	1.0	0.10
78-93-3	Methyl ethyl ketone (MEK)	1.0	U	1.0	0.10
108-10-1	Methyl isobutyl ketone (MIBK)	1.0	U	1.0	0.10
1634-04-4	Methyl tert-butyl ether	1.0	U	1.0	0.10
108-87-2	Methylcyclohexane	1.0	U	1.0	0.10
75-09-2	Methylene Chloride	1.0	U	1.0	0.10
95-47-6	o-Xylene	1.0	U	1.0	0.10
100-42-5	Styrene	1.0	U	1.0	0.10
127-18-4	Tetrachloroethene	4.5		1.0	0.10
108-88-3	Toluene	1.0	U	1.0	0.10
156-60-5	trans-1,2-Dichloroethene	1.0	U	1.0	0.10
10061-02-6	trans-1,3-Dichloropropene	1.0	U	1.0	0.10
79-01-6	Trichloroethene	75		1.0	0.10
75-01-4	Vinyl chloride	1.0	U	1.0	0.10
1330-20-7	Xylenes, Total	1.0	U	1.0	0.10

CAS NO.	SURROGATE	%REC	Q	LIMITS
17060-07-0	1,2-Dichloroethane-d4 (Surr)	105		76-114
460-00-4	Bromofluorobenzene	90		86-115
2037-26-5	Toluene-d8 (Surr)	100		88-110

FORM I
GC/MS VOA ORGANICS ANALYSIS DATA SHEET
TENTATIVELY IDENTIFIED COMPOUNDS

Lab Name: TestAmerica Edison Job No.: 460-117088-1

SDG No.:

Client Sample ID: MW-503-XX Lab Sample ID: 460-117088-11

Matrix: Water Lab File ID: V45971.D

Analysis Method: OLM04.2/VOL Date Collected: 07/14/2016 12:00

Sample wt/vol: 5(mL) Date Analyzed: 07/21/2016 01:02

Soil Aliquot Vol: Dilution Factor: 1

Soil Extract Vol.: GC Column: Rtx-624 ID: 0.25(mm)

% Moisture: Level: (low/med) Low

Analysis Batch No.: 380141 Units: ug/L

Number TICs Found: 0 TIC Result Total: 0

CAS NO.	COMPOUND NAME	RT	RESULT	Q	MATCH QUALITY
	Tentatively Identified Compound		None		

FORM I
GC/MS VOA ORGANICS ANALYSIS DATA SHEET

Lab Name: TestAmerica Edison | Job No.: 460-117088-1

SDG No.:

Client Sample ID: MW-29MI-XX | Lab Sample ID: 460-117088-12

Matrix: Water | Lab File ID: V45977.D

Analysis Method: OLM04.2/VOL | Date Collected: 07/14/2016 11:50

Sample wt/vol: 5(mL) | Date Analyzed: 07/21/2016 03:45

Soil Aliquot Vol: | Dilution Factor: 2

Soil Extract Vol.: | GC Column: Rtx-624 ID: 0.25(mm)

% Moisture: | Level: (low/med) Low

Analysis Batch No.: 380141 | Units: ug/L

CAS NO.	COMPOUND NAME	RESULT	Q	RL	MDL
71-55-6	1,1,1-Trichloroethane	2.0	U	2.0	0.20
79-34-5	1,1,2,2-Tetrachloroethane	2.0	U	2.0	0.20
76-13-1	1,1,2-Trichloro-1,2,2-trifluoroethane	9.1		2.0	0.20
79-00-5	1,1,2-Trichloroethane	2.0	U	2.0	0.20
75-34-3	1,1-Dichloroethane	2.0	U	2.0	0.20
75-35-4	1,1-Dichloroethene	1.6	J	2.0	0.20
120-82-1	1,2,4-Trichlorobenzene	2.0	U	2.0	0.20
96-12-8	1,2-Dibromo-3-Chloropropane	2.0	U	2.0	0.20
106-93-4	1,2-Dibromoethane	2.0	U	2.0	0.20
95-50-1	1,2-Dichlorobenzene	2.0	U	2.0	0.20
107-06-2	1,2-Dichloroethane	2.0	U	2.0	0.20
78-87-5	1,2-Dichloropropane	2.0	U	2.0	0.20
541-73-1	1,3-Dichlorobenzene	2.0	U	2.0	0.20
106-46-7	1,4-Dichlorobenzene	2.0	U	2.0	0.20
591-78-6	2-Hexanone	2.0	U	2.0	0.20
67-64-1	Acetone	2.0	U	2.0	0.20
71-43-2	Benzene	2.0	U	2.0	0.20
75-27-4	Bromodichloromethane	2.0	U	2.0	0.20
75-25-2	Bromoform	2.0	U	2.0	0.20
74-83-9	Bromomethane	2.0	U	2.0	0.20
75-15-0	Carbon disulfide	2.0	U	2.0	0.20
56-23-5	Carbon tetrachloride	2.0	U	2.0	0.20
108-90-7	Chlorobenzene	2.0	U	2.0	0.20
75-45-6	Chlorodifluoromethane	2.0	U	2.0	0.20
75-00-3	Chloroethane	2.0	U	2.0	0.20
67-66-3	Chloroform	1.5	J	2.0	0.20
74-87-3	Chloromethane	2.0	U	2.0	0.20
156-59-2	cis-1,2-Dichloroethene	210		2.0	0.20
10061-01-5	cis-1,3-Dichloropropene	2.0	U	2.0	0.20
110-82-7	Cyclohexane	2.0	U	2.0	0.20
124-48-1	Dibromochloromethane	2.0	U	2.0	0.20
75-71-8	Dichlorodifluoromethane	2.0	U	2.0	0.20
100-41-4	Ethylbenzene	2.0	U	2.0	0.20
75-69-4	Freon 11	2.0	U	2.0	0.20
76-15-3	Freon 115	2.0	U	2.0	0.20

FORM I
GC/MS VOA ORGANICS ANALYSIS DATA SHEET

Lab Name: TestAmerica Edison | Job No.: 460-117088-1
SDG No.:
Client Sample ID: MW-29MI-XX | Lab Sample ID: 460-117088-12
Matrix: Water | Lab File ID: V45977.D
Analysis Method: OLM04.2/VOL | Date Collected: 07/14/2016 11:50
Sample wt/vol: 5(mL) | Date Analyzed: 07/21/2016 03:45
Soil Aliquot Vol: | Dilution Factor: 2
Soil Extract Vol.: | GC Column: Rtx-624 ID: 0.25(mm)
% Moisture: | Level: (low/med) Low
Analysis Batch No.: 380141 | Units: ug/L

CAS NO.	COMPOUND NAME	RESULT	Q	RL	MDL
306-83-2	Freon 123	2.0	U	2.0	0.20
75-37-6	Freon 152a	2.0	U	2.0	0.20
98-82-8	Isopropylbenzene	2.0	U	2.0	0.20
179601-23-1	m&p-Xylene	2.0	U	2.0	0.20
79-20-9	Methyl acetate	2.0	U	2.0	0.20
78-93-3	Methyl ethyl ketone (MEK)	2.0	U	2.0	0.20
108-10-1	Methyl isobutyl ketone (MIBK)	2.0	U	2.0	0.20
1634-04-4	Methyl tert-butyl ether	2.0	U	2.0	0.20
108-87-2	Methylcyclohexane	2.0	U	2.0	0.20
75-09-2	Methylene Chloride	2.0	U	2.0	0.20
95-47-6	o-Xylene	2.0	U	2.0	0.20
100-42-5	Styrene	2.0	U	2.0	0.20
127-18-4	Tetrachloroethene	6.4		2.0	0.20
108-88-3	Toluene	2.0	U	2.0	0.20
156-60-5	trans-1,2-Dichloroethene	1.7	J	2.0	0.20
10061-02-6	trans-1,3-Dichloropropene	2.0	U	2.0	0.20
79-01-6	Trichloroethene	5.7		2.0	0.20
75-01-4	Vinyl chloride	2.0	U	2.0	0.20
1330-20-7	Xylenes, Total	2.0	U	2.0	0.20

CAS NO.	SURROGATE	%REC	Q	LIMITS
17060-07-0	1,2-Dichloroethane-d4 (Surr)	111		76-114
460-00-4	Bromofluorobenzene	95		86-115
2037-26-5	Toluene-d8 (Surr)	99		88-110

FORM I
GC/MS VOA ORGANICS ANALYSIS DATA SHEET
TENTATIVELY IDENTIFIED COMPOUNDS

Lab Name: TestAmerica Edison Job No.: 460-117088-1

SDG No.:

Client Sample ID: MW-29MI-XX Lab Sample ID: 460-117088-12

Matrix: Water Lab File ID: V45977.D

Analysis Method: OLM04.2/VOL Date Collected: 07/14/2016 11:50

Sample wt/vol: 5(mL) Date Analyzed: 07/21/2016 03:45

Soil Aliquot Vol: Dilution Factor: 2

Soil Extract Vol.: GC Column: Rtx-624 ID: 0.25(mm)

% Moisture: Level: (low/med) Low

Analysis Batch No.: 380141 Units: ug/L

Number TICs Found: 0 TIC Result Total: 0

CAS NO.	COMPOUND NAME	RT	RESULT	Q	MATCH QUALITY
	Tentatively Identified Compound		None		

FORM I
GC/MS VOA ORGANICS ANALYSIS DATA SHEET

Lab Name: TestAmerica Edison | Job No.: 460-117088-1

SDG No.:

Client Sample ID: MW-29GL-XX | Lab Sample ID: 460-117088-13

Matrix: Water | Lab File ID: V45976.D

Analysis Method: OLM04.2/VOL | Date Collected: 07/14/2016 10:17

Sample wt/vol: 5(mL) | Date Analyzed: 07/21/2016 03:22

Soil Aliquot Vol: | Dilution Factor: 1

Soil Extract Vol.: | GC Column: Rtx-624 ID: 0.25(mm)

% Moisture: | Level: (low/med) Low

Analysis Batch No.: 380141 | Units: ug/L

CAS NO.	COMPOUND NAME	RESULT	Q	RL	MDL
71-55-6	1,1,1-Trichloroethane	1.0	U	1.0	0.10
79-34-5	1,1,2,2-Tetrachloroethane	1.0	U	1.0	0.10
76-13-1	1,1,2-Trichloro-1,2,2-trifluoroethane	6.6		1.0	0.10
79-00-5	1,1,2-Trichloroethane	0.65	J	1.0	0.10
75-34-3	1,1-Dichloroethane	1.0	U	1.0	0.10
75-35-4	1,1-Dichloroethene	1.0	U	1.0	0.10
120-82-1	1,2,4-Trichlorobenzene	1.0	U	1.0	0.10
96-12-8	1,2-Dibromo-3-Chloropropane	1.0	U	1.0	0.10
106-93-4	1,2-Dibromoethane	1.0	U	1.0	0.10
95-50-1	1,2-Dichlorobenzene	1.0	U	1.0	0.10
107-06-2	1,2-Dichloroethane	1.0	U	1.0	0.10
78-87-5	1,2-Dichloropropane	1.0	U	1.0	0.10
541-73-1	1,3-Dichlorobenzene	1.0	U	1.0	0.10
106-46-7	1,4-Dichlorobenzene	1.0	U	1.0	0.10
591-78-6	2-Hexanone	1.0	U	1.0	0.10
67-64-1	Acetone	1.0	U	1.0	0.10
71-43-2	Benzene	1.0	U	1.0	0.10
75-27-4	Bromodichloromethane	1.0	U	1.0	0.10
75-25-2	Bromoform	1.0	U	1.0	0.10
74-83-9	Bromomethane	1.0	U	1.0	0.10
75-15-0	Carbon disulfide	1.0	U	1.0	0.10
56-23-5	Carbon tetrachloride	1.0	U	1.0	0.10
108-90-7	Chlorobenzene	0.35	J	1.0	0.10
75-45-6	Chlorodifluoromethane	1.0	U	1.0	0.10
75-00-3	Chloroethane	1.0	U	1.0	0.10
67-66-3	Chloroform	1.1		1.0	0.10
74-87-3	Chloromethane	1.0	U	1.0	0.10
156-59-2	cis-1,2-Dichloroethene	25		1.0	0.10
10061-01-5	cis-1,3-Dichloropropene	1.0	U	1.0	0.10
110-82-7	Cyclohexane	1.0	U	1.0	0.10
124-48-1	Dibromochloromethane	1.0	U	1.0	0.10
75-71-8	Dichlorodifluoromethane	1.0	U	1.0	0.10
100-41-4	Ethylbenzene	1.0	U	1.0	0.10
75-69-4	Freon 11	1.0	U	1.0	0.10
76-15-3	Freon 115	1.0	U	1.0	0.10

FORM I
GC/MS VOA ORGANICS ANALYSIS DATA SHEET

Lab Name: TestAmerica Edison | Job No.: 460-117088-1
SDG No.:
Client Sample ID: MW-29GL-XX | Lab Sample ID: 460-117088-13
Matrix: Water | Lab File ID: V45976.D
Analysis Method: OLM04.2/VOL | Date Collected: 07/14/2016 10:17
Sample wt/vol: 5(mL) | Date Analyzed: 07/21/2016 03:22
Soil Aliquot Vol: | Dilution Factor: 1
Soil Extract Vol.: | GC Column: Rtx-624 ID: 0.25(mm)
% Moisture: | Level: (low/med) Low
Analysis Batch No.: 380141 | Units: ug/L

CAS NO.	COMPOUND NAME	RESULT	Q	RL	MDL
306-83-2	Freon 123	1.0	U	1.0	0.10
75-37-6	Freon 152a	1.0	U	1.0	0.10
98-82-8	Isopropylbenzene	1.0	U	1.0	0.10
179601-23-1	m&p-Xylene	1.0	U	1.0	0.10
79-20-9	Methyl acetate	1.0	U	1.0	0.10
78-93-3	Methyl ethyl ketone (MEK)	1.0	U	1.0	0.10
108-10-1	Methyl isobutyl ketone (MIBK)	1.0	U	1.0	0.10
1634-04-4	Methyl tert-butyl ether	1.0	U	1.0	0.10
108-87-2	Methylcyclohexane	1.0	U	1.0	0.10
75-09-2	Methylene Chloride	1.0	U	1.0	0.10
95-47-6	o-Xylene	1.0	U	1.0	0.10
100-42-5	Styrene	1.0	U	1.0	0.10
127-18-4	Tetrachloroethene	4.3		1.0	0.10
108-88-3	Toluene	1.0	U	1.0	0.10
156-60-5	trans-1,2-Dichloroethene	0.27	J	1.0	0.10
10061-02-6	trans-1,3-Dichloropropene	1.0	U	1.0	0.10
79-01-6	Trichloroethene	77		1.0	0.10
75-01-4	Vinyl chloride	3.8		1.0	0.10
1330-20-7	Xylenes, Total	1.0	U	1.0	0.10

CAS NO.	SURROGATE	%REC	Q	LIMITS
17060-07-0	1,2-Dichloroethane-d4 (Surr)	106		76-114
460-00-4	Bromofluorobenzene	94		86-115
2037-26-5	Toluene-d8 (Surr)	99		88-110

FORM I
GC/MS VOA ORGANICS ANALYSIS DATA SHEET
TENTATIVELY IDENTIFIED COMPOUNDS

Lab Name: TestAmerica Edison
Job No.: 460-117088-1
SDG No.:
Client Sample ID: MW-29GL-XX
Lab Sample ID: 460-117088-13
Matrix: Water
Lab File ID: V45976.D
Analysis Method: OLM04.2/VOL
Date Collected: 07/14/2016 10:17
Sample wt/vol: 5(mL)
Date Analyzed: 07/21/2016 03:22
Soil Aliquot Vol:
Dilution Factor: 1
Soil Extract Vol.:
GC Column: Rtx-624 ID: 0.25(mm)
% Moisture:
Level: (low/med) Low
Analysis Batch No.: 380141
Units: ug/L
Number TICs Found: 1
TIC Result Total: 5.6

CAS NO.	COMPOUND NAME	RT	RESULT	Q	MATCH QUALITY
	Tentatively Identified Compound		None		
354-23-4	1,2-Dichloro-1,1,2-trifluoroethane	2.49	5.6		85%

FORM I
HPLC/IC ORGANICS ANALYSIS DATA SHEET

Lab Name: TestAmerica Pittsburgh
Job No.: 460-117088-1
SDG No.:
Client Sample ID: MW-24GL-XX
Lab Sample ID: 460-117088-1
Matrix: Water
Lab File ID: A-ICS2100 A 07-21-2016-30.d
Analysis Method: 300.0
Date Collected: 07/13/2016 14:32
Extraction Method:
Date Extracted:
Sample wt/vol: 1(mL)
Date Analyzed: 07/21/2016 16:45
Con. Extract Vol.: 1.0(mL)
Dilution Factor: 5
Injection Volume: 25(mL)
GC Column: AS-18 ID:
% Moisture:
GPC Cleanup:(Y/N) N
Analysis Batch No.: 182466
Units: mg/L

CAS NO.	COMPOUND NAME	RESULT	Q	RL	MDL
24959-67-9	Bromide	0.39		0.013	0.0023

FORM I
HPLC/IC ORGANICS ANALYSIS DATA SHEET

Lab Name: TestAmerica Pittsburgh
Job No.: 460-117088-1
SDG No.:
Client Sample ID: MW-27MI-XX
Lab Sample ID: 460-117088-2
Matrix: Water
Lab File ID: A-ICS2100 A 07-21-2016-11.d
Analysis Method: 300.0
Date Collected: 07/13/2016 14:23
Extraction Method:
Date Extracted:
Sample wt/vol: 1(mL)
Date Analyzed: 07/21/2016 09:40
Con. Extract Vol.:
Dilution Factor: 1
Injection Volume: 25(mL)
GC Column: AS-18 ID:
% Moisture:
GPC Cleanup:(Y/N) N
Analysis Batch No.: 182466
Units: mg/L

CAS NO.	COMPOUND NAME	RESULT	Q	RL	MDL
24959-67-9	Bromide	0.095		0.0025	0.00045

FORM I
HPLC/IC ORGANICS ANALYSIS DATA SHEET

Lab Name: TestAmerica Pittsburgh Job No.: 460-117088-1

SDG No.:

Client Sample ID: QC-EB071416 Lab Sample ID: 460-117088-6

Matrix: Water Lab File ID: A-ICS2100 A 07-21-2016-12.d

Analysis Method: 300.0 Date Collected: 07/14/2016 07:25

Extraction Method: Date Extracted:

Sample wt/vol: 1(mL) Date Analyzed: 07/21/2016 09:55

Con. Extract Vol.: Dilution Factor: 1

Injection Volume: 25(mL) GC Column: AS-18 ID:

% Moisture: GPC Cleanup:(Y/N) N

Analysis Batch No.: 182466 Units: mg/L

CAS NO.	COMPOUND NAME	RESULT	Q	RL	MDL
24959-67-9	Bromide	0.0025	U	0.0025	0.00045

FORM I
HPLC/IC ORGANICS ANALYSIS DATA SHEET

Lab Name: TestAmerica Pittsburgh
Job No.: 460-117088-1
SDG No.:
Client Sample ID: MW-503-XX
Lab Sample ID: 460-117088-11
Matrix: Water
Lab File ID: A-ICS2100 A 07-21-2016-29.d
Analysis Method: 300.0
Date Collected: 07/14/2016 12:00
Extraction Method:
Date Extracted:
Sample wt/vol: 1(mL)
Date Analyzed: 07/21/2016 16:28
Con. Extract Vol.: 1.0(mL)
Dilution Factor: 10
Injection Volume: 25(mL)
GC Column: AS-18 ID:
% Moisture:
GPC Cleanup:(Y/N) N
Analysis Batch No.: 182466
Units: mg/L

CAS NO.	COMPOUND NAME	RESULT	Q	RL	MDL
24959-67-9	Bromide	1.15		0.025	0.0045

FORM I
HPLC/IC ORGANICS ANALYSIS DATA SHEET

Lab Name: TestAmerica Pittsburgh
Job No.: 460-117088-1
SDG No.:
Client Sample ID: MW-29MI-XX
Lab Sample ID: 460-117088-12
Matrix: Water
Lab File ID: A-ICS2100 A 07-21-2016-31.d
Analysis Method: 300.0
Date Collected: 07/14/2016 11:50
Extraction Method:
Date Extracted:
Sample wt/vol: 1(mL)
Date Analyzed: 07/21/2016 17:02
Con. Extract Vol.:
Dilution Factor: 5
Injection Volume: 25(mL)
GC Column: AS-18 ID:
% Moisture:
GPC Cleanup:(Y/N) N
Analysis Batch No.: 182466
Units: mg/L

CAS NO.	COMPOUND NAME	RESULT	Q	RL	MDL
24959-67-9	Bromide	0.38		0.013	0.0023

FORM I
HPLC/IC ORGANICS ANALYSIS DATA SHEET

Lab Name: TestAmerica Pittsburgh Job No.: 460-117088-1

SDG No.:

Client Sample ID: MW-29GL-XX Lab Sample ID: 460-117088-13

Matrix: Water Lab File ID: A-ICS2100 A 07-21-2016-17.d

Analysis Method: 300.0 Date Collected: 07/14/2016 10:17

Extraction Method: Date Extracted:

Sample wt/vol: 1(mL) Date Analyzed: 07/21/2016 11:45

Con. Extract Vol.: 1.0(mL) Dilution Factor: 25

Injection Volume: 25(mL) GC Column: AS-18 ID:

% Moisture: GPC Cleanup:(Y/N) N

Analysis Batch No.: 182466 Units: mg/L

CAS NO.	COMPOUND NAME	RESULT	Q	RL	MDL
24959-67-9	Bromide	1.0		0.063	0.011

1B-IN
INORGANIC ANALYSIS DATA SHEET
GENERAL CHEMISTRY

Client Sample ID: MW-24GL-XX
Lab Sample ID: 460-117088-1
Lab Name: TestAmerica Edison
Job No.: 460-117088-1
SDG ID.:
Matrix: Water
Date Sampled: 07/13/2016 14:32
Reporting Basis: WET
Date Received: 07/14/2016 20:00

CAS No.	Analyte	Result	RL	MDL	Units	C	Q	DIL	Method
16887-00-6	Chloride	385	25.0	4.2	mg/L			5	SM 4500 Cl- B

1B-IN
INORGANIC ANALYSIS DATA SHEET
GENERAL CHEMISTRY

Client Sample ID: MW-27MI-XX
Lab Sample ID: 460-117088-2
Lab Name: TestAmerica Edison
Job No.: 460-117088-1
SDG ID.:
Matrix: Water
Date Sampled: 07/13/2016 14:23
Reporting Basis: WET
Date Received: 07/14/2016 20:00

CAS No.	Analyte	Result	RL	MDL	Units	C	Q	DIL	Method
16887-00-6	Chloride	85.0	10.0	1.7	mg/L			2	SM 4500 Cl- B

1B-IN
INORGANIC ANALYSIS DATA SHEET
GENERAL CHEMISTRY

Client Sample ID: QC-EB071416
Lab Sample ID: 460-117088-6
Lab Name: TestAmerica Edison
Job No.: 460-117088-1
SDG ID.:
Matrix: Water
Date Sampled: 07/14/2016 07:25
Reporting Basis: WET
Date Received: 07/14/2016 20:00

CAS No.	Analyte	Result	RL	MDL	Units	C	Q	DIL	Method
16887-00-6	Chloride	5.0	5.0	0.84	mg/L	U		1	SM 4500 Cl- B

1B-IN
INORGANIC ANALYSIS DATA SHEET
GENERAL CHEMISTRY

Client Sample ID: MW-503-XX
Lab Sample ID: 460-117088-11
Lab Name: TestAmerica Edison
Job No.: 460-117088-1
SDG ID.:
Matrix: Water
Date Sampled: 07/14/2016 12:00
Reporting Basis: WET
Date Received: 07/14/2016 20:00

CAS No.	Analyte	Result	RL	MDL	Units	C	Q	DIL	Method
16887-00-6	Chloride	236	20.0	3.4	mg/L			4	SM 4500 Cl- B

1B-IN
INORGANIC ANALYSIS DATA SHEET
GENERAL CHEMISTRY

Client Sample ID: MW-29MI-XX
Lab Sample ID: 460-117088-12
Lab Name: TestAmerica Edison
Job No.: 460-117088-1
SDG ID.:
Matrix: Water
Date Sampled: 07/14/2016 11:50
Reporting Basis: WET
Date Received: 07/14/2016 20:00

CAS No.	Analyte	Result	RL	MDL	Units	C	Q	DIL	Method
16887-00-6	Chloride	128	10.0	1.7	mg/L			2	SM 4500 Cl- B

1B-IN
INORGANIC ANALYSIS DATA SHEET
GENERAL CHEMISTRY

Client Sample ID: MW-29GL-XX
Lab Sample ID: 460-117088-13
Lab Name: TestAmerica Edison
Job No.: 460-117088-1
SDG ID.:
Matrix: Water
Date Sampled: 07/14/2016 10:17
Reporting Basis: WET
Date Received: 07/14/2016 20:00

CAS No.	Analyte	Result	RL	MDL	Units	C	Q	DIL	Method
16887-00-6	Chloride	250	20.0	3.4	mg/L			4	SM 4500 Cl- B

Appendix C

Support Documentation

TestAmerica Edison
777 New Durham Road
Edison, NJ 08817
Phone (732) 549-3900 Fax (732) 549-3679

Chain of Custody Record

TestAmerica
THE LEADER IN ENVIRONMENTAL TESTING

07/29/2016

Client Information	Sampler: J. Bak, R. Wagner, D. Bodenschoff, A. Kelly	Lab PM: Meidhof, Marie A	Carrier Tracking No(s):	COC No: 460-74377-45746.1
Client Contact: Mr. Steve Feldmann	Phone:	E-Mail: marie.meidhof@testamericainc.com		Page: Page 1 of 2
Company: Tetra Tech GEO				Job #: 117088
Address: One Salem Square 295 Route 22 East Suite 104E	Due Date Requested:			
City: Whitehouse Station	TAT Requested (days): STANDARD			
State, Zip: NJ, 08889				
Phone:	PO #: Purchase Order Requested			
Email: steve.feldmann@tetratech.com	WO #:			
Project Name: LMC Lockheed Martin, Great Neck-addition	Project #: 46018731			
Site: New York	SSOW#:			

Analysis Requested

460-117088 Chain of Custody

Preservation Codes:
K - EDTA
L - EDA
Other:

SUB Work

Sample Identification	Sample Date	Sample Time	Sample Type (C=comp, G=grab)	Matrix (W=water, S=solid, O=waste/oil, BT=Tissue, A=Air)	Field Filtered Sample (Yes or No)	Perform MS/MSD (Yes or No)	300_28D_LL_OF - Bromide	4500_CL_B - Chloride	8260C_SIM, OLM04.2_Vol_LL	1-4-Dioxane (8260C SIM)	Total Number of containers	Special Instructions/Note:
			Preservation Code:				N	N	A			
MW-24GL-XX	7/13/16	1432	G	Water	N	N	X	X	X	X		-1
MW-27MI-XX	7/13/16	1423	G	Water	N	N	X	X	X	X		-2
MW-3GL-XX	7/13/16	1450	G	Water	N	N			X	X		-3
MW-3ML-XX	7/13/16	1620	G	Water	N	N			X	X		-4
QC-TB071416	7/14/16	0720	G	Water	N	N			X	X		-5
QC-EB071416	7/14/16	0725	G	Water	N	N	X	X	X	X		-6
MW-2GL-XX	7/14/16	1015	G	Water	N	N			X	X		-7
MW-2MI-XX	7/14/16	1210	G	Water	N	N			X	X		-8
MW-47ML-XX	7/14/16	1130	G	Water	N	N			X	X		-9
MW-47MI-XX	7/14/16	1250	G	Water	N	N			X	X		-10
MW-503-XX	7/14/16	1200	G	Water	N	N	X	X	X	X		-11

Possible Hazard Identification
☐ *Non-Hazard* ☐ *Flammable* ☐ *Skin Irritant* ☐ *Poison B* ☐ *Unknown* ☐ *Radiological*

Sample Disposal (A fee may be assessed if samples are retained longer than 1 month)
☐ *Return To Client* ☐ *Disposal By Lab* ☐ *Archive For* _____ *Months*

Deliverable Requested: I, II, III, IV, Other (specify)

Special Instructions/QC Requirements:

Empty Kit Relinquished by:	Date:	Time:	Method of Shipment:		
Relinquished by:	Date/Time: 7/14/16, 1410	Company: Tetra Tech	Received by: 1410	Date/Time: 7/14/16	Company: TA
Relinquished by:	Date/Time: 7/14/16 20:00	Company: TT	Received by:	Date/Time: 7/14/16 2000	Company: TA Edi
Relinquished by:	Date/Time:	Company	Received by:	Date/Time:	Company

Custody Seals Intact: Δ Yes Δ No	Custody Seal No.:	Cooler Temperature(s) °C and Other Remarks:

1.7 / 1.7 ± Ref 7 @ 770 & 95

TestAmerica Edison
777 New Durham Road
Edison, NJ 08817
Phone (732) 549-3900 Fax (732) 549-3679

Chain of Custody Record

TestAmerica
THE LEADER IN ENVIRONMENTAL TESTING

07/29/2016

Client Information	Sampler: J. Buk, R. Wagner, D. Brockerhoff, A. Kelly	Lab PM: Meidhof, Marie A	Carrier Tracking No(s):	COC No: 460-74377-45746.3
Client Contact: Mr Steve Feldmann	Phone:	E-Mail: marie.meidhof@testamericainc.com		Page: Page 3 of 3
Company: Tetra Tech GEO				Job #: 117088
Address: One Salem Square 295 Route 22 East Suite 104E	Due Date Requested:			
City: Whitehouse Station	TAT Requested (days):			
State, Zip: NJ, 08889				
Phone:	PO #: Purchase Order Requested			
Email: steve.feldmann@tetratech.com	WO #:			
Project Name: LMC Lockheed Martin, Great Neck-addition	Project #: 46018731			
Site: New York	SSOW#:			

Analysis Requested

Preservation Codes:
A - HCL, B - NaOH, C - Zn Acetate, D - Nitric Acid, E - NaHSO4, F - MeOH, G - Amchlor, H - Ascorbic Acid, I - Ice, J - DI Water, K - EDTA, L - EDA, M - Hexane, N - None, O - AsNaO2, P - Na2O4S, Q - Na2SO3, R - Na2S2O3, S - H2SO4, T - TSP Dodecahydrate, U - Acetone, V - MCAA, W - ph 4-5, Z - other (specify)
Other:

Sample Identification	Sample Date	Sample Time	Sample Type (C=comp, G=grab)	Matrix (W=water, S=solid, O=waste/oil, BT=Tissue, A=Air)	Field Filtered Sample (Yes or No)	Perform MS/MSD (Yes or No)	300_28D_LL_OF - Bromide	4500_CL_B - Chloride	8260C_SIM, OLM04.2_Vol_LL	1-4-DIOXANE (8260C SIM)	Total Number of containers	Special Instructions/Note:
			Preservation Code:				N	N	A			
MW-29MI-XX	7/14/16	1150	G	Water	N	N	X	X	X	X		-12
MW-29GL-XX	7/14/16	1017	G	Water	N	N	X	X	X	X		-13
MW-29GL-MS	7/14/16	1017	G	Water	N	N	X	X	X	X		-13
MW-29GL-MSD	7/14/16	1017	G	Water	N	N	X	X	X	X		-13

Possible Hazard Identification
☐ Non-Hazard ☐ Flammable ☐ Skin Irritant ☐ Poison B ☐ Unknown ☐ Radiological

Sample Disposal (A fee may be assessed if samples are retained longer than 1 month)
☐ Return To Client ☐ Disposal By Lab ☐ Archive For _____ Months

Deliverable Requested: I, II, III, IV, Other (specify)

Special Instructions/QC Requirements:

Empty Kit Relinquished by:	Date:	Time:	Method of Shipment:

Relinquished by:	Date/Time:	Company	Received by:	Date/Time:	Company
	7/14/16, 1410	Tetra Tech		7/14/16 1410	
Relinquished by:	Date/Time: 7/14/16 2000	Company	Received by:	Date/Time: 7/14/16 2000	Company: AEG
Relinquished by:	Date/Time:	Company	Received by:	Date/Time:	Company

Custody Seals Intact: Δ Yes Δ No	Custody Seal No.:	Cooler Temperature(s) °C and Other Remarks:

TestAmerica Edison
Receipt Temperature and pH Log

Job Number: 177088

Number of Coolers: 1 IR Gun # 7

Cooler Temperatures

	RAW	CORRECTED		RAW	CORRECTED		RAW	CORRECTED
Cooler #1:	17 °C	17 °C	Cooler #4:	°C	°C	Cooler #7:	°C	°C
Cooler #2:	°C	°C	Cooler #5:	°C	°C	Cooler #8:	°C	°C
Cooler #3:	°C	°C	Cooler #6:	°C	°C	Cooler #9:	°C	°C

TALS Sample Number	Ammonia (pH<2)	COD (pH<2)	Nitrate Nitrite (pH<2)	Metals* (pH<2)	Hardness (pH<2)	Pest (pH 5-9)	EPH or QAM (pH<2)	Phenols (pH<2)	Sulfide (pH>9)	TKN (pH<2)	TOC (pH<2)	Total Cyanide (pH>12)	Total Phos (pH<2)	Other	Other

If pH adjustments are required record the information below:

Sample No(s). adjusted: _____

Preservative Name/Conc.: _____ Volume of Preservative used (ml): _____

Lot # of Preservative(s): _____ Expiration Date: _____

The appropriate Project Manager and Department Manager should be notified about the samples which were pH adjusted.

** Samples for Metal analysis which are out of compliance must be acidified at least 24 hours prior to analysis.*

Initials: _____ Date: 7/14/16

TestAmerica Edison
777 New Durham Road
Edison, NJ 08817
Phone (732) 549-3900 Fax (732) 549-3679

Chain of Custody Record

460-117088 Chain of Custody

TestAmerica
LEADER IN ENVIRONMENTAL TESTING

Client Information (Sub Contract Lab)	Sampler:	Lab PM: Meidhof, Marie A	120.1
Client Contact: Shipping/Receiving	Phone:	E-Mail: marie.meidhof@testamericainc.com	Page: Page 1 of 1
Company: TestAmerica Laboratories, Inc.			Job #: 460-117088-1
Address: 301 Alpha Drive, RIDC Park,	Due Date Requested: 7/26/2016		
City: Pittsburgh	TAT Requested (days):		
State, Zip: PA, 15238			
Phone: 412-963-7058(Tel) 412-963-2468(Fax)	PO #:		
Email:	WO #:		
Project Name: LMC Lockheed Martin, Great Neck-OU1/OU2	Project #: 46018731		
Site: Tetra Tech - Lockheed Martin, New Hyde	SSOW#:		

Analysis Requested

Preservation Codes:

A - HCL, B - NaOH, C - Zn Acetate, D - Nitric Acid, E - NaHSO4, F - MeOH, G - Amchlor, H - Ascorbic Acid, I - Ice, J - DI Water, K - EDTA, L - EDA, M - Hexane, N - None, O - AsNaO2, P - Na2O4S, Q - Na2SO3, R - Na2S2O3, S - H2SO4, T - TSP Dodecahydrate, U - Acetone, V - MCAA, W - ph 4-5, Z - other (specify)

Other:

Sample Identification - Client ID (Lab ID)	Sample Date	Sample Time	Sample Type (C=comp, G=grab)	Matrix (W=water, S=solid, O=waste/oil, BT=Tissue, A=Air)	Field Filtered Sample (Yes or No)	Perform MS/MSD (Yes or No)	300_28D_LL_OF/ Bromide (Low Level)	Total Number of containers	Special Instructions/Note:
			Preservation Code:						
MW-24GL-XX (460-117088-1)	7/13/16	14:32 Eastern		Water			X	1	
MW-27MI-XX (460-117088-2)	7/13/16	14:23 Eastern		Water			X	1	
QC-EB071416 (460-117088-6)	7/14/16	07:25 Eastern		Water			X	1	
MW-503-XX (460-117088-11)	7/14/16	12:00 Eastern		Water			X	1	
MW-29MI-XX (460-117088-12)	7/14/16	11:50 Eastern		Water			X	1	
MW-29GL-XX (460-117088-13)	7/14/16	10:17 Eastern		Water			X	1	
MW-29GL-XX (460-117088-13MS)	7/14/16	10:17 Eastern	MS	Water			X	1	
MW-29GL-XX (460-117088-13MSD)	7/14/16	10:17 Eastern	MSD	Water			X	1	

Possible Hazard Identification
Unconfirmed

Sample Disposal (A fee may be assessed if samples are retained longer than 1 month)
☐ *Return To Client* ☐ *Disposal By Lab* ☐ *Archive For* _____ *Months*

Deliverable Requested: I, II, III, IV, Other (specify)

Special Instructions/QC Requirements:

Empty Kit Relinquished by:	Date:	Time:	Method of Shipment:

Relinquished by:	Date/Time:	Company	Received by:	Date/Time:	Company
	7/18/16 1800	RST		7/19/16 0920	TMP
Relinquished by:	Date/Time:	Company	Received by:	Date/Time:	Company
Relinquished by:	Date/Time:	Company	Received by:	Date/Time:	Company

Custody Seals Intact: Δ Yes Δ No	Custody Seal No.:	Cooler Temperature(s) °C and Other Remarks:

Login Sample Receipt Checklist

Client: Tetra Tech GEO

Job Number: 460-117088-1

Login Number: 117088
List Number: 1
Creator: Rivera, Kenneth

List Source: TestAmerica Edison

Question	Answer	Comment
Radioactivity wasn't checked or is </= background as measured by a survey meter.	N/A	
The cooler's custody seal, if present, is intact.	True	770695
Sample custody seals, if present, are intact.	N/A	
The cooler or samples do not appear to have been compromised or tampered with.	True	
Samples were received on ice.	True	
Cooler Temperature is acceptable.	True	
Cooler Temperature is recorded.	True	1.7°C, IR #7
COC is present.	True	
COC is filled out in ink and legible.	True	
COC is filled out with all pertinent information.	True	
Is the Field Sampler's name present on COC?	True	
There are no discrepancies between the containers received and the COC.	True	
Samples are received within Holding Time (excluding tests with immediate HTs)	True	
Sample containers have legible labels.	True	
Containers are not broken or leaking.	True	
Sample collection date/times are provided.	True	
Appropriate sample containers are used.	True	
Sample bottles are completely filled.	True	
Sample Preservation Verified.	True	
There is sufficient vol. for all requested analyses, incl. any requested MS/MSDs	True	
Containers requiring zero headspace have no headspace or bubble is <6mm (1/4").	True	
Multiphasic samples are not present.	True	
Samples do not require splitting or compositing.	True	
Residual Chlorine Checked.	N/A	No analysis requiring residual chlorine check assigned.

Login Sample Receipt Checklist

Client: Tetra Tech GEO

Job Number: 460-117088-1

Login Number: 117088
List Number: 2
Creator: Davis, Ellen G

List Source: TestAmerica Pittsburgh
List Creation: 07/19/16 11:01 AM

Question	Answer	Comment
Radioactivity wasn't checked or is </= background as measured by a survey meter.	True	
The cooler's custody seal, if present, is intact.	True	
Sample custody seals, if present, are intact.	True	
The cooler or samples do not appear to have been compromised or tampered with.	True	
Samples were received on ice.	True	
Cooler Temperature is acceptable.	True	
Cooler Temperature is recorded.	True	
COC is present.	True	
COC is filled out in ink and legible.	True	
COC is filled out with all pertinent information.	True	
Is the Field Sampler's name present on COC?	True	
There are no discrepancies between the containers received and the COC.	True	
Samples are received within Holding Time (excluding tests with immediate HTs)	True	
Sample containers have legible labels.	True	
Containers are not broken or leaking.	True	
Sample collection date/times are provided.	True	
Appropriate sample containers are used.	True	
Sample bottles are completely filled.	True	
Sample Preservation Verified.	True	
There is sufficient vol. for all requested analyses, incl. any requested MS/MSDs	True	
Containers requiring zero headspace have no headspace or bubble is <6mm (1/4").	True	
Multiphasic samples are not present.	True	
Samples do not require splitting or compositing.	True	
Residual Chlorine Checked.	N/A	

CASE NARRATIVE

Client: Tetra Tech GEO

Project: LMC Great Neck Groundwater Monitoring

Report Number: 460-117088-1

This case narrative is in the form of an exception report, where only the anomalies related to this report, method specific performance and/or QA/QC issues are discussed. If there are no issues to report, this narrative will include a statement that documents that there are no relevant data issues.

It should be noted that samples with elevated Reporting Limits (RLs) as a result of a dilution may not be able to satisfy customer reporting limits in some cases. Such increases in the RLs are unavoidable but acceptable consequence of sample dilution that enables quantification of target analytes or interferences which exceed the calibration range of the instrument.

Calculations are performed before rounding to avoid round-off errors in calculated results.

All holding times were met and proper preservation noted for the methods performed on these samples, unless otherwise detailed in the individual sections below.

RECEIPT
The samples were received on 7/14/2016 8:00 PM; the samples arrived in good condition, properly preserved and, where required, on ice. The temperature of the cooler at receipt was 1.7º C.

Note: All samples which require thermal preservation are considered acceptable if the arrival temperature is within 2C of the required temperature or method specified range. For samples with a specified temperature of 4C, samples with a temperature ranging from just above freezing temperature of water to 6C shall be acceptable. Samples that are hand delivered immediately following collection may not meet these criteria, however they will be deemed acceptable according to NELAC standards, if there is evidence that the chilling process has begun, such as arrival on ice, etc.

VOLATILE ORGANIC COMPOUNDS (GC-MS) - SELECTED ION MODE (SIM)
Samples MW-24GL-XX (460-117088-1), MW-27MI-XX (460-117088-2), MW-3GL-XX (460-117088-3), MW-3ML-XX (460-117088-4), QC-TB071416 (460-117088-5), QC-EB071416 (460-117088-6), MW-2GL-XX (460-117088-7), MW-2MI-XX (460-117088-8), MW-47ML-XX (460-117088-9), MW-47MI-XX (460-117088-10), MW-503-XX (460-117088-11), MW-29MI-XX (460-117088-12) and MW-29GL-XX (460-117088-13) were analyzed for volatile organic compounds (GC-MS) - Selected Ion Mode (SIM) in accordance with EPA SW-846 Method 8260B SIM. The samples were analyzed on 07/20/2016 and 07/21/2016.

No difficulties were encountered during the volatile organic compounds (GC-MS) - Selected Ion Mode (SIM) analysis.

All quality control parameters were within the acceptance limits.

CLP VOLATILES (LL)
Samples MW-24GL-XX (460-117088-1), MW-27MI-XX (460-117088-2), MW-3GL-XX (460-117088-3), MW-3ML-XX (460-117088-4), QC-TB071416 (460-117088-5), QC-EB071416 (460-117088-6), MW-2GL-XX (460-117088-7), MW-2MI-XX (460-117088-8), MW-47ML-XX (460-117088-9), MW-47MI-XX (460-117088-10), MW-503-XX (460-117088-11), MW-29MI-XX (460-117088-12) and MW-29GL-XX (460-117088-13) were analyzed for CLP volatiles (LL) in accordance with OLM04.2 Method Volatiles (Low Level - LL). The samples were analyzed on 07/20/2016 and 07/21/2016.

Sample MW-29MI-XX (460-117088-12)[2X] required dilution prior to analysis. The reporting limits have been adjusted accordingly.

No difficulties were encountered during the volatiles analysis.

All quality control parameters were within the acceptance limits.

CHLORIDE
Samples MW-24GL-XX (460-117088-1), MW-27MI-XX (460-117088-2), QC-EB071416 (460-117088-6), MW-503-XX (460-117088-11), MW-29MI-XX (460-117088-12) and MW-29GL-XX (460-117088-13) were analyzed for chloride in accordance with SM 4500 CL B. The samples were analyzed on 07/27/2016.

Samples MW-24GL-XX (460-117088-1)[5X], MW-27MI-XX (460-117088-2)[2X], MW-503-XX (460-117088-11)[4X], MW-29MI-XX (460-117088-12)[2X] and MW-29GL-XX (460-117088-13)[4X] required dilution prior to analysis. The reporting limits have been adjusted accordingly.

No difficulties were encountered during the chloride analysis.

All quality control parameters were within the acceptance limits.

ANIONS, ION CHROMATOGRAPHY

Samples MW-24GL-XX (460-117088-1), MW-27MI-XX (460-117088-2), QC-EB071416 (460-117088-6), MW-503-XX (460-117088-11), MW-29MI-XX (460-117088-12) and MW-29GL-XX (460-117088-13) were analyzed for Anions, Ion Chromatography in accordance with EPA Method 300.0_28D Anions by Ion Chromatograph (Low Level - LL). The samples were analyzed on 07/21/2016.

Samples MW-24GL-XX (460-117088-1)[5X], MW-503-XX (460-117088-11)[10X], MW-29MI-XX (460-117088-12)[5X] and MW-29GL-XX (460-117088-13)[25X] required dilution prior to analysis. The reporting limits have been adjusted accordingly.

No difficulties were encountered during the Anions, Ion Chromatography analysis.

All quality control parameters were within the acceptance limits.

Qualifiers

GC/MS VOA

Qualifier	Qualifier Description
U	Indicates the analyte was analyzed for but not detected.
J	Result is less than the RL but greater than or equal to the MDL and the concentration is an approximate value.

HPLC/IC

Qualifier	Qualifier Description
U	Indicates the analyte was analyzed for but not detected.

General Chemistry

Qualifier	Qualifier Description
U	Indicates the analyte was analyzed for but not detected.

Glossary

Abbreviation	These commonly used abbreviations may or may not be present in this report.
¤	Listed under the "D" column to designate that the result is reported on a dry weight basis
%R	Percent Recovery
CFL	Contains Free Liquid
CNF	Contains no Free Liquid
DER	Duplicate error ratio (normalized absolute difference)
Dil Fac	Dilution Factor
DL, RA, RE, IN	Indicates a Dilution, Re-analysis, Re-extraction, or additional Initial metals/anion analysis of the sample
DLC	Decision level concentration
MDA	Minimum detectable activity
EDL	Estimated Detection Limit
MDC	Minimum detectable concentration
MDL	Method Detection Limit
ML	Minimum Level (Dioxin)
NC	Not Calculated
ND	Not detected at the reporting limit (or MDL or EDL if shown)
PQL	Practical Quantitation Limit
QC	Quality Control
RER	Relative error ratio
RL	Reporting Limit or Requested Limit (Radiochemistry)
RPD	Relative Percent Difference, a measure of the relative difference between two points
TEF	Toxicity Equivalent Factor (Dioxin)
TEQ	Toxicity Equivalent Quotient (Dioxin)

Sample Summary

Client: Tetra Tech GEO
Project/Site: LMC Great Neck Groundwater Monitoring

TestAmerica Job ID: 460-117088-1

Lab Sample ID	Client Sample ID	Matrix	Collected	Received
460-117088-1	MW-24GL-XX	Water	07/13/16 14:32	07/14/16 20:00
460-117088-2	MW-27MI-XX	Water	07/13/16 14:23	07/14/16 20:00
460-117088-3	MW-3GL-XX	Water	07/13/16 14:50	07/14/16 20:00
460-117088-4	MW-3ML-XX	Water	07/13/16 16:20	07/14/16 20:00
460-117088-5	QC-TB071416	Water	07/14/16 07:20	07/14/16 20:00
460-117088-6	QC-EB071416	Water	07/14/16 07:25	07/14/16 20:00
460-117088-7	MW-2GL-XX	Water	07/14/16 10:15	07/14/16 20:00
460-117088-8	MW-2MI-XX	Water	07/14/16 12:10	07/14/16 20:00
460-117088-9	MW-47ML-XX	Water	07/14/16 11:30	07/14/16 20:00
460-117088-10	MW-47MI-XX	Water	07/14/16 12:50	07/14/16 20:00
460-117088-11	MW-503-XX	Water	07/14/16 12:00	07/14/16 20:00
460-117088-12	MW-29MI-XX	Water	07/14/16 11:50	07/14/16 20:00
460-117088-13	MW-29GL-XX	Water	07/14/16 10:17	07/14/16 20:00

Method Summary

Client: Tetra Tech GEO
Project/Site: LMC Great Neck Groundwater Monitoring

TestAmerica Job ID: 460-117088-1

Method	Method Description	Protocol	Laboratory
8260C SIM	Volatile Organic Compounds (GC/MS)	SW846	TAL EDI
OLM04.2/VOL	Volatile Organic Compounds (GC/MS)	OLM04.2	TAL EDI
300.0	Anions, Ion Chromatography	MCAWW	TAL PIT
SM 4500 Cl- B	Chloride	SM	TAL EDI

Protocol References:

MCAWW = "Methods For Chemical Analysis Of Water And Wastes", EPA-600/4-79-020, March 1983 And Subsequent Revisions.
OLM04.2 = "Statement of Work for Organic Analysis", Multi-Media, Multi-Concentration September 1998
SM = "Standard Methods For The Examination Of Water And Wastewater",
SW846 = "Test Methods For Evaluating Solid Waste, Physical/Chemical Methods", Third Edition, November 1986 And Its Updates.

Laboratory References:

TAL EDI = TestAmerica Edison, 777 New Durham Road, Edison, NJ 08817, TEL (732)549-3900
TAL PIT = TestAmerica Pittsburgh, 301 Alpha Drive, RIDC Park, Pittsburgh, PA 15238, TEL (412)963-7058

FORM II
GC/MS VOA SURROGATE RECOVERY

Lab Name: TestAmerica Edison Job No.: 460-117088-1

SDG No.:

Matrix: Water Level: Low

GC Column (1): DB-624 ID: 0.18(mm)

Client Sample ID	Lab Sample ID	DCA #	BFB #
MW-24GL-XX	460-117088-1	117	89
MW-27MI-XX	460-117088-2	104	96
MW-3GL-XX	460-117088-3	119	96
MW-3ML-XX	460-117088-4	122	87
QC-TB071416	460-117088-5	116	84
QC-EB071416	460-117088-6	124	92
MW-2GL-XX	460-117088-7	117	86
MW-2MI-XX	460-117088-8	115	88
MW-47ML-XX	460-117088-9	118	87
MW-47MI-XX	460-117088-10	123	87
MW-503-XX	460-117088-11	115	90
MW-29MI-XX	460-117088-12	125	90
MW-29GL-XX	460-117088-13	115	92
	MB 460-379980/8	120	82
	MB 460-380209/7	121	81
	LCS 460-379980/4	116	91
	LCS 460-380209/3	118	85
	LCSD 460-379980/5	112	89
	LCSD 460-380209/4	122	90

	QC LIMITS
DCA = 1,2-Dichloroethane-d4 (Surr)	60-132
BFB = 4-Bromofluorobenzene	72-123

Column to be used to flag recovery values

FORM II 8260C SIM

FORM VIII
GC/MS VOA INTERNAL STANDARD AREA AND RETENTION TIME SUMMARY

Lab Name: TestAmerica Edison Job No.: 460-117088-1

SDG No.:

Sample No.: CCVIS 460-379980/3 Date Analyzed: 07/20/2016 07:02

Instrument ID: CVOAMS11 GC Column: DB-624 ID: 0.18(mm)

Lab File ID (Standard): N95427.D Heated Purge: (Y/N) N

Calibration ID: 56615

		FB		DXE		CBNZd5	
		AREA #	RT #	AREA #	RT #	AREA #	RT #
12/24 HOUR STD		54038	3.79	28126	4.48	21905	7.38
UPPER LIMIT		108076	4.29	56252	4.98	43810	7.88
LOWER LIMIT		27019	3.29	14063	3.98	10953	6.88
LAB SAMPLE ID	CLIENT SAMPLE ID						
LCS 460-379980/4		48727	3.79	28241	4.48	21666	7.38
LCSD 460-379980/5		49270	3.79	28092	4.48	20192	7.38
MB 460-379980/8		49168	3.79	28743	4.48	20549	7.38
460-117088-5	QC-TB071416	46543	3.79	26536	4.48	18800	7.38
460-117088-6	QC-EB071416	42677	3.79	26959	4.48	18950	7.38
460-117088-1	MW-24GL-XX	33534	3.79	24811	4.48	15425	7.38
460-117088-2	MW-27MI-XX	32818	3.79	24042	4.48	14011	7.38
460-117088-3	MW-3GL-XX	27857	3.79	24782	4.48	13765	7.38
460-117088-4	MW-3ML-XX	35554	3.79	24795	4.48	14876	7.38
460-117088-7	MW-2GL-XX	36248	3.79	25163	4.48	15954	7.38
460-117088-8	MW-2MI-XX	40405	3.79	25001	4.48	16175	7.38
460-117088-9	MW-47ML-XX	36407	3.79	24832	4.48	15324	7.38
460-117088-10	MW-47MI-XX	41129	3.79	24849	4.48	16585	7.38
460-117088-11	MW-503-XX	42669	3.79	24281	4.48	15801	7.38

FB = Fluorobenzene
DXE = 1,4-Dioxane-d8
CBNZd5 = Chlorobenzene-d5

Area Limit = 50%-200% of internal standard area
RT Limit = ± 0.5 minutes of internal standard RT

Column used to flag values outside QC limits

FORM VIII 8260C SIM

FORM VIII
GC/MS VOA INTERNAL STANDARD AREA AND RETENTION TIME SUMMARY

Lab Name: TestAmerica Edison Job No.: 460-117088-1

SDG No.:

Sample No.: CCVIS 460-380209/2 Date Analyzed: 07/21/2016 06:50

Instrument ID: CVOAMS11 GC Column: DB-624 ID: 0.18(mm)

Lab File ID (Standard): N95483.D Heated Purge: (Y/N) N

Calibration ID: 56615

		FB		DXE		CBNZd5	
		AREA #	RT #	AREA #	RT #	AREA #	RT #
12/24 HOUR STD		66720	3.79	32230	4.48	27484	7.38
UPPER LIMIT		133440	4.29	64460	4.98	54968	7.88
LOWER LIMIT		33360	3.29	16115	3.98	13742	6.88
LAB SAMPLE ID	CLIENT SAMPLE ID						
LCS 460-380209/3		59647	3.79	33289	4.48	24236	7.38
LCSD 460-380209/4		52554	3.79	32288	4.48	22591	7.38
MB 460-380209/7		59950	3.79	31651	4.48	23244	7.38
460-117088-12	MW-29MI-XX	49819	3.79	31602	4.48	19953	7.38
460-117088-13	MW-29GL-XX	52548	3.79	32140	4.48	19827	7.38

FB = Fluorobenzene
DXE = 1,4-Dioxane-d8
CBNZd5 = Chlorobenzene-d5

Area Limit = 50%-200% of internal standard area
RT Limit = ± 0.5 minutes of internal standard RT

Column used to flag values outside QC limits

FORM VIII 8260C SIM

FORM IV
GC/MS VOA METHOD BLANK SUMMARY

Lab Name: TestAmerica Edison Job No.: 460-117088-1

SDG No.:

Lab File ID: N95432.D Lab Sample ID: MB 460-379980/8

Matrix: Water Heated Purge:(Y/N) N

Instrument ID: CVOAMS11 Date Analyzed: 07/20/2016 09:24

GC Column: DB-624 ID: 0.18(mm)

THIS METHOD BLANK APPLIES TO THE FOLLOWING SAMPLES:

CLIENT SAMPLE ID	LAB SAMPLE ID	LAB FILE ID	DATE ANALYZED
	LCS 460-379980/4	N95428.D	07/20/2016 07:35
	LCSD 460-379980/5	N95429.D	07/20/2016 08:00
QC-TB071416	460-117088-5	N95433.D	07/20/2016 09:48
QC-EB071416	460-117088-6	N95434.D	07/20/2016 10:13
MW-24GL-XX	460-117088-1	N95444.D	07/20/2016 14:24
MW-27MI-XX	460-117088-2	N95445.D	07/20/2016 14:49
MW-3GL-XX	460-117088-3	N95446.D	07/20/2016 15:14
MW-3ML-XX	460-117088-4	N95447.D	07/20/2016 15:39
MW-2GL-XX	460-117088-7	N95448.D	07/20/2016 16:04
MW-2MI-XX	460-117088-8	N95449.D	07/20/2016 16:29
MW-47ML-XX	460-117088-9	N95450.D	07/20/2016 16:54
MW-47MI-XX	460-117088-10	N95451.D	07/20/2016 17:18
MW-503-XX	460-117088-11	N95452.D	07/20/2016 17:43

FORM I
GC/MS VOA ORGANICS ANALYSIS DATA SHEET

Lab Name: TestAmerica Edison
Job No.: 460-117088-1
SDG No.:
Client Sample ID:
Lab Sample ID: MB 460-379980/8
Matrix: Water
Lab File ID: N95432.D
Analysis Method: 8260C SIM
Date Collected:
Sample wt/vol: 5(mL)
Date Analyzed: 07/20/2016 09:24
Soil Aliquot Vol:
Dilution Factor: 1
Soil Extract Vol.:
GC Column: DB-624 ID: 0.18(mm)
% Moisture:
Level: (low/med) Low
Analysis Batch No.: 379980
Units: ug/L

CAS NO.	COMPOUND NAME	RESULT	Q	RL	MDL
123-91-1	1,4-Dioxane	0.40	U	0.40	0.11

CAS NO.	SURROGATE	%REC	Q	LIMITS
17060-07-0	1,2-Dichloroethane-d4 (Surr)	120		60-132
460-00-4	4-Bromofluorobenzene	82		72-123

FORM III
GC/MS VOA LAB CONTROL SAMPLE RECOVERY

Lab Name: TestAmerica Edison Job No.: 460-117088-1

SDG No.:

Matrix: Water Level: Low Lab File ID: N95428.D

Lab ID: LCS 460-379980/4 Client ID:

COMPOUND	SPIKE ADDED (ug/L)	LCS CONCENTRATION (ug/L)	LCS % REC	QC LIMITS REC	#
1,2-Dibromo-3-Chloropropane	0.500	0.503	101	23-150	
1,4-Dioxane	20.0	21.4	107	40-160	
Ethylene Dibromide	0.500	0.521	104	60-143	

Column to be used to flag recovery and RPD values

FORM III 8260C SIM

FORM III
GC/MS VOA LAB CONTROL SAMPLE DUPLICATE RECOVERY

Lab Name: TestAmerica Edison Job No.: 460-117088-1

SDG No.:

Matrix: Water Level: Low Lab File ID: N95429.D

Lab ID: LCSD 460-379980/5 Client ID:

COMPOUND	SPIKE ADDED (ug/L)	LCSD CONCENTRATION (ug/L)	LCSD % REC	% RPD	QC LIMITS RPD	QC LIMITS REC	#
1,2-Dibromo-3-Chloropropane	0.500	0.442	88	13	30	23-150	
1,4-Dioxane	20.0	20.0	100	7	30	40-160	
Ethylene Dibromide	0.500	0.452	90	14	30	60-143	

Column to be used to flag recovery and RPD values

FORM III 8260C SIM

FORM IV
GC/MS VOA METHOD BLANK SUMMARY

Lab Name: TestAmerica Edison Job No.: 460-117088-1

SDG No.:

Lab File ID: N95488.D Lab Sample ID: MB 460-380209/7

Matrix: Water Heated Purge:(Y/N) N

Instrument ID: CVOAMS11 Date Analyzed: 07/21/2016 08:55

GC Column: DB-624 ID: 0.18(mm)

THIS METHOD BLANK APPLIES TO THE FOLLOWING SAMPLES:

CLIENT SAMPLE ID	LAB SAMPLE ID	LAB FILE ID	DATE ANALYZED
	LCS 460-380209/3	N95484.D	07/21/2016 07:15
	LCSD 460-380209/4	N95485.D	07/21/2016 07:40
MW-29MI-XX	460-117088-12	N95491.D	07/21/2016 10:10
MW-29GL-XX	460-117088-13	N95492.D	07/21/2016 10:35

FORM I
GC/MS VOA ORGANICS ANALYSIS DATA SHEET

Lab Name: TestAmerica Edison
Job No.: 460-117088-1
SDG No.:
Client Sample ID:
Lab Sample ID: MB 460-380209/7
Matrix: Water
Lab File ID: N95488.D
Analysis Method: 8260C SIM
Date Collected:
Sample wt/vol: 5(mL)
Date Analyzed: 07/21/2016 08:55
Soil Aliquot Vol:
Dilution Factor: 1
Soil Extract Vol.:
GC Column: DB-624 ID: 0.18(mm)
% Moisture:
Level: (low/med) Low
Analysis Batch No.: 380209
Units: ug/L

CAS NO.	COMPOUND NAME	RESULT	Q	RL	MDL
123-91-1	1,4-Dioxane	0.40	U	0.40	0.11

CAS NO.	SURROGATE	%REC	Q	LIMITS
17060-07-0	1,2-Dichloroethane-d4 (Surr)	121		60-132
460-00-4	4-Bromofluorobenzene	81		72-123

FORM III
GC/MS VOA LAB CONTROL SAMPLE RECOVERY

Lab Name: TestAmerica Edison Job No.: 460-117088-1

SDG No.:

Matrix: Water Level: Low Lab File ID: N95484.D

Lab ID: LCS 460-380209/3 Client ID:

COMPOUND	SPIKE ADDED (ug/L)	LCS CONCENTRATION (ug/L)	LCS % REC	QC LIMITS REC	#
1,2-Dibromo-3-Chloropropane	0.500	0.460	92	23-150	
1,4-Dioxane	20.0	19.5	98	40-160	
Ethylene Dibromide	0.500	0.513	103	60-143	

Column to be used to flag recovery and RPD values

FORM III 8260C SIM

FORM III
GC/MS VOA LAB CONTROL SAMPLE DUPLICATE RECOVERY

Lab Name: TestAmerica Edison Job No.: 460-117088-1

SDG No.:

Matrix: Water Level: Low Lab File ID: N95485.D

Lab ID: LCSD 460-380209/4 Client ID:

COMPOUND	SPIKE ADDED (ug/L)	LCSD CONCENTRATION (ug/L)	LCSD % REC	% RPD	QC LIMITS RPD	QC LIMITS REC	#
1,2-Dibromo-3-Chloropropane	0.500	0.503	101	9	30	23-150	
1,4-Dioxane	20.0	21.1	105	8	30	40-160	
Ethylene Dibromide	0.500	0.501	100	2	30	60-143	

Column to be used to flag recovery and RPD values

FORM III 8260C SIM

FORM V
GC/MS VOA INSTRUMENT PERFORMANCE CHECK
BROMOFLUOROBENZENE (BFB)

Lab Name: TestAmerica Edison Job No.: 460-117088-1

SDG No.:

Lab File ID: N94845.D BFB Injection Date: 07/05/2016

Instrument ID: CVOAMS11 BFB Injection Time: 14:00

Analysis Batch No.: 377390

M/E	ION ABUNDANCE CRITERIA	% RELATIVE ABUNDANCE	
50	15.0 - 40.0 % of mass 95	18.5	
75	30.0 - 60.0 % of mass 95	49.0	
95	Base Peak, 100% relative abundance	100.0	
96	5.0 - 9.0 % of mass 95	7.2	
173	Less than 2.0 % of mass 174	0.1	(0.1) 1
174	50.0 - 120.00 % of mass 95	78.5	
175	5.0 - 9.0 % of mass 174	6.3	(8.0) 1
176	95.0 - 101.0 % of mass 174	75.2	(95.8) 1
177	5.0 - 9.0 % of mass 176	5.2	(6.9) 2

1-Value is % mass 174 2-Value is % mass 176

THIS CHECK APPLIES TO THE FOLLOWING SAMPLES, MS, MSD, BLANKS AND STANDARDS:

CLIENT SAMPLE ID	LAB SAMPLE ID	LAB FILE ID	DATE ANALYZED	TIME ANALYZED
	STD002 460-377390/10	N94854.D	07/05/2016	18:01
	STD005 460-377390/11	N94855.D	07/05/2016	18:44
	STD01 460-377390/12	N94856.D	07/05/2016	19:09
	STD05 460-377390/13	N94857.D	07/05/2016	19:34
	STD1 460-377390/14	N94858.D	07/05/2016	19:59
	STD2 460-377390/15	N94859.D	07/05/2016	20:25

FORM VI
GC/MS VOA BY INTERNAL STANDARD - INITIAL CALIBRATION DATA
CURVE EVALUATION

Lab Name: TestAmerica Edison Job No.: 460-117088-1 Analy Batch No.: 377390

SDG No.:

Instrument ID: CVOAMS11 GC Column: DB-624 ID: 0.18(mm) Heated Purge: (Y/N) N

Calibration Start Date: 07/05/2016 18:01 Calibration End Date: 07/05/2016 20:25 Calibration ID: 56615

Calibration Files:

LEVEL:	LAB SAMPLE ID:	LAB FILE ID:
Level 1	STD002 460-377390/10	N94854.D
Level 2	STD005 460-377390/11	N94855.D
Level 3	STD01 460-377390/12	N94856.D
Level 4	STD05 460-377390/13	N94857.D
Level 5	STD1 460-377390/14	N94858.D
Level 6	STD2 460-377390/15	N94859.D

ANALYTE	RRF					CURVE TYPE	COEFFICIENT			#	MIN RRF	%RSD	#	MAX %RSD	R^2 OR COD	#	MIN R^2 OR COD
	LVL 1 LVL 6	LVL 2	LVL 3	LVL 4	LVL 5		B	M1	M2								
Chloroform	0.9009 0.5769	0.7281	0.6592	0.5668	0.5763	Ave		0.6680			0.2000	19.5		20.0			
Benzene	2.1444 1.2362	1.6112	1.4563	1.2232	1.2596	QuaF		1.2672	-0.015281		0.5000				1.0000		0.9900
1,4-Dioxane	1.4270 1.1686	0.9029	1.0902	1.1135	1.1872	Ave		1.1483				14.8		20.0			
Ethylene Dibromide	0.4805 0.3888	0.3859	0.4224	0.3793	0.3860	Ave		0.4072			0.1000	9.6		20.0			
1,2,3-Trichloropropane	0.8118 0.6140	0.6433	0.6770	0.6028	0.6246	Ave		0.6622				11.7		20.0			
1,2-Dibromo-3-Chloropropane	0.0786 0.0691	0.0666	0.0924	0.0702	0.0713	Ave		0.0747			0.0500	12.8		20.0			
1,2-Dichloroethane-d4 (Surr)	0.3320 0.3166	0.3355	0.3190	0.2991	0.3093	Ave		0.3186				4.3		20.0			
4-Bromofluorobenzene	0.7134 0.6902	0.6917	0.7160	0.6914	0.6878	Ave		0.6984				1.8		20.0			

Note: The m1 coefficient is the same as Ave RRF for an Ave curve type.

FORM V
GC/MS VOA INSTRUMENT PERFORMANCE CHECK
BROMOFLUOROBENZENE (BFB)

Lab Name: TestAmerica Edison Job No.: 460-117088-1

SDG No.:

Lab File ID: N95425.D BFB Injection Date: 07/20/2016

Instrument ID: CVOAMS11 BFB Injection Time: 06:13

Analysis Batch No.: 379980

M/E	ION ABUNDANCE CRITERIA	% RELATIVE ABUNDANCE	
50	15.0 - 40.0 % of mass 95	21.2	
75	30.0 - 60.0 % of mass 95	50.8	
95	Base Peak, 100% relative abundance	100.0	
96	5.0 - 9.0 % of mass 95	7.1	
173	Less than 2.0 % of mass 174	0.0	(0.0) 1
174	50.0 - 120.00 % of mass 95	70.9	
175	5.0 - 9.0 % of mass 174	5.3	(7.5) 1
176	95.0 - 101.0 % of mass 174	68.6	(96.7) 1
177	5.0 - 9.0 % of mass 176	4.6	(6.7) 2

1-Value is % mass 174 2-Value is % mass 176

THIS CHECK APPLIES TO THE FOLLOWING SAMPLES, MS, MSD, BLANKS AND STANDARDS:

CLIENT SAMPLE ID	LAB SAMPLE ID	LAB FILE ID	DATE ANALYZED	TIME ANALYZED
	CCVIS 460-379980/3	N95427.D	07/20/2016	07:02
	LCS 460-379980/4	N95428.D	07/20/2016	07:35
	LCSD 460-379980/5	N95429.D	07/20/2016	08:00
	MB 460-379980/8	N95432.D	07/20/2016	09:24
QC-TB071416	460-117088-5	N95433.D	07/20/2016	09:48
QC-EB071416	460-117088-6	N95434.D	07/20/2016	10:13
MW-24GL-XX	460-117088-1	N95444.D	07/20/2016	14:24
MW-27MI-XX	460-117088-2	N95445.D	07/20/2016	14:49
MW-3GL-XX	460-117088-3	N95446.D	07/20/2016	15:14
MW-3ML-XX	460-117088-4	N95447.D	07/20/2016	15:39
MW-2GL-XX	460-117088-7	N95448.D	07/20/2016	16:04
MW-2MI-XX	460-117088-8	N95449.D	07/20/2016	16:29
MW-47ML-XX	460-117088-9	N95450.D	07/20/2016	16:54
MW-47MI-XX	460-117088-10	N95451.D	07/20/2016	17:18
MW-503-XX	460-117088-11	N95452.D	07/20/2016	17:43

FORM VII
GC/MS VOA CONTINUING CALIBRATION DATA

Lab Name: TestAmerica Edison Job No.: 460-117088-1

SDG No.:

Lab Sample ID: CCVIS 460-379980/3 Calibration Date: 07/20/2016 07:02

Instrument ID: CVOAMS11 Calib Start Date: 07/05/2016 18:01

GC Column: DB-624 ID: 0.18(mm) Calib End Date: 07/05/2016 20:25

Lab File ID: N95427.D Conc. Units: ug/L Heated Purge: (Y/N) N

ANALYTE	CURVE TYPE	AVE RRF	RRF	MIN RRF	CALC AMOUNT	SPIKE AMOUNT	%D	MAX %D
Chloroform	Ave	0.6680	0.5593	0.2000	0.419	0.500	-16.3	20.0
Benzene	QuaF		1.231	0.5000	0.489	0.500	-2.3	20.0
1,4-Dioxane	Ave	1.148	1.180		20.5	20.0	2.7	50.0
Ethylene Dibromide	Ave	0.4072	0.3660	0.1000	0.449	0.500	-10.1	20.0
1,2,3-Trichloropropane	Ave	0.6622	0.5486		0.414	0.500	-17.2	20.0
1,2-Dibromo-3-Chloropropane	Ave	0.0747	0.0600	0.0500	0.402	0.500	-19.7	50.0
1,2-Dichloroethane-d4 (Surr)	Ave	0.3186	0.3519		0.552	0.500	10.5	20.0
4-Bromofluorobenzene	Ave	0.6984	0.5793		0.415	0.500	-17.1	20.0

FORM V
GC/MS VOA INSTRUMENT PERFORMANCE CHECK
BROMOFLUOROBENZENE (BFB)

Lab Name: TestAmerica Edison Job No.: 460-117088-1

SDG No.:

Lab File ID: N95482.D BFB Injection Date: 07/21/2016

Instrument ID: CVOAMS11 BFB Injection Time: 06:25

Analysis Batch No.: 380209

M/E	ION ABUNDANCE CRITERIA	% RELATIVE ABUNDANCE	
50	15.0 - 40.0 % of mass 95	21.7	
75	30.0 - 60.0 % of mass 95	51.4	
95	Base Peak, 100% relative abundance	100.0	
96	5.0 - 9.0 % of mass 95	6.7	
173	Less than 2.0 % of mass 174	0.5	(0.7) 1
174	50.0 - 120.00 % of mass 95	69.4	
175	5.0 - 9.0 % of mass 174	5.6	(8.1) 1
176	95.0 - 101.0 % of mass 174	68.2	(98.3) 1
177	5.0 - 9.0 % of mass 176	4.6	(6.8) 2

1-Value is % mass 174 2-Value is % mass 176

THIS CHECK APPLIES TO THE FOLLOWING SAMPLES, MS, MSD, BLANKS AND STANDARDS:

CLIENT SAMPLE ID	LAB SAMPLE ID	LAB FILE ID	DATE ANALYZED	TIME ANALYZED
	CCVIS 460-380209/2	N95483.D	07/21/2016	06:50
	LCS 460-380209/3	N95484.D	07/21/2016	07:15
	LCSD 460-380209/4	N95485.D	07/21/2016	07:40
	MB 460-380209/7	N95488.D	07/21/2016	08:55
MW-29MI-XX	460-117088-12	N95491.D	07/21/2016	10:10
MW-29GL-XX	460-117088-13	N95492.D	07/21/2016	10:35

FORM VII
GC/MS VOA CONTINUING CALIBRATION DATA

Lab Name: TestAmerica Edison Job No.: 460-117088-1

SDG No.:

Lab Sample ID: CCVIS 460-380209/2 Calibration Date: 07/21/2016 06:50

Instrument ID: CVOAMS11 Calib Start Date: 07/05/2016 18:01

GC Column: DB-624 ID: 0.18(mm) Calib End Date: 07/05/2016 20:25

Lab File ID: N95483.D Conc. Units: ug/L Heated Purge: (Y/N) N

ANALYTE	CURVE TYPE	AVE RRF	RRF	MIN RRF	CALC AMOUNT	SPIKE AMOUNT	%D	MAX %D
Chloroform	Ave	0.6680	0.6802	0.2000	0.509	0.500	1.8	20.0
Benzene	QuaF		1.384	0.5000	0.550	0.500	9.9	20.0
1,4-Dioxane	Ave	1.148	1.033		18.0	20.0	-10.1	50.0
Ethylene Dibromide	Ave	0.4072	0.4114	0.1000	0.505	0.500	1.0	20.0
1,2,3-Trichloropropane	Ave	0.6622	0.5572		0.421	0.500	-15.9	20.0
1,2-Dibromo-3-Chloropropane	Ave	0.0747	0.0531	0.0500	0.355	0.500	-29.0	50.0
1,2-Dichloroethane-d4 (Surr)	Ave	0.3186	0.3815		0.599	0.500	19.8	20.0
4-Bromofluorobenzene	Ave	0.6984	0.5811		0.416	0.500	-16.8	20.0

FORM II
GC/MS VOA SURROGATE RECOVERY

Lab Name: TestAmerica Edison Job No.: 460-117088-1

SDG No.:

Matrix: Water Level: Low

GC Column (1): Rtx-624 ID: 0.25(mm)

Client Sample ID	Lab Sample ID	DCA #	TOL #	BFB #
MW-24GL-XX	460-117088-1	103	100	91
MW-27MI-XX	460-117088-2	112	99	95
MW-3GL-XX	460-117088-3	106	100	90
MW-3ML-XX	460-117088-4	106	99	89
QC-TB071416	460-117088-5	105	100	94
QC-EB071416	460-117088-6	105	99	95
MW-2GL-XX	460-117088-7	103	100	88
MW-2MI-XX	460-117088-8	108	98	91
MW-47ML-XX	460-117088-9	109	99	90
MW-47MI-XX	460-117088-10	102	99	90
MW-503-XX	460-117088-11	105	100	90
MW-29MI-XX	460-117088-12	111	99	95
MW-29GL-XX	460-117088-13	106	99	94
	MB 460-379918/8	108	101	94
	MB 460-380141/8	111	100	96
	LCS 460-379918/4	107	100	100
	LCS 460-380141/4	104	102	100
MW-29GL-XX MS	460-117088-13 MS	102	102	107
	460-117087-A-15 MS	100	104	98
MW-29GL-XX MSD	460-117088-13 MSD	104	98	104
	460-117087-A-15 MSD	104	102	100
	STOBLK 460-380141/29	104	100	95

	QC LIMITS
DCA = 1,2-Dichloroethane-d4 (Surr)	76-114
TOL = Toluene-d8 (Surr)	88-110
BFB = Bromofluorobenzene	86-115

Column to be used to flag recovery values

FORM II OLM04.2/VOL

FORM VIII
GC/MS VOA INTERNAL STANDARD AREA AND RETENTION TIME SUMMARY

Lab Name: TestAmerica Edison Job No.: 460-117088-1

SDG No.:

Sample No.: CCVIS 460-379918/3 Date Analyzed: 07/19/2016 21:27

Instrument ID: CVOAMS7 GC Column: Rtx-624 ID: 0.25(mm)

Lab File ID (Standard): V45928.D Heated Purge: (Y/N) N

Calibration ID: 56633

		BCM		DFBZ		CBNZd5	
		AREA #	RT #	AREA #	RT #	AREA #	RT #
12/24 HOUR STD		118770	4.09	592560	4.78	571138	6.62
UPPER LIMIT		237540	4.59	1185120	5.28	1142276	7.12
LOWER LIMIT		59385	3.59	296280	4.28	285569	6.12
LAB SAMPLE ID	CLIENT SAMPLE ID						
LCS 460-379918/4		109259	4.09	573190	4.78	569486	6.62
MB 460-379918/8		110460	4.09	578119	4.78	544636	6.62
460-117088-5	QC-TB071416	112422	4.09	577545	4.78	551127	6.62
460-117088-6	QC-EB071416	112652	4.09	574645	4.79	566842	6.62
460-117087-A-15 MS		109345	4.09	555082	4.78	548656	6.62
460-117087-A-15 MSD		109764	4.09	575720	4.78	574326	6.62
460-117088-1	MW-24GL-XX	104707	4.09	531513	4.78	507693	6.62
460-117088-2	MW-27MI-XX	103764	4.09	546800	4.78	530548	6.62

BCM = Chlorobromomethane
DFBZ = 1,4-Difluorobenzene
CBNZd5 = Chlorobenzene-d5

Area Limit = 50%-200% of internal standard area
RT Limit = ± 0.5 minutes of internal standard RT

Column used to flag values outside QC limits

FORM VIII OLM04.2/VOL

FORM VIII
GC/MS VOA INTERNAL STANDARD AREA AND RETENTION TIME SUMMARY

Lab Name: TestAmerica Edison Job No.: 460-117088-1

SDG No.:

Sample No.: CCVIS 460-380141/3 Date Analyzed: 07/20/2016 20:27

Instrument ID: CVOAMS7 GC Column: Rtx-624 ID: 0.25(mm)

Lab File ID (Standard): V45959.D Heated Purge: (Y/N) N

Calibration ID: 56633

		BCM		DFBZ		CBNZd5	
		AREA #	RT #	AREA #	RT #	AREA #	RT #
12/24 HOUR STD		110653	4.09	572452	4.78	553978	6.62
UPPER LIMIT		221306	4.59	1144904	5.28	1107956	7.12
LOWER LIMIT		55327	3.59	286226	4.28	276989	6.12
LAB SAMPLE ID	CLIENT SAMPLE ID						
LCS 460-380141/4		106198	4.09	567780	4.78	547364	6.62
MB 460-380141/8		106030	4.09	570069	4.78	548708	6.62
460-117088-3	MW-3GL-XX	106120	4.09	556006	4.78	545887	6.62
460-117088-4	MW-3ML-XX	106239	4.09	555147	4.78	530703	6.62
460-117088-7	MW-2GL-XX	103073	4.09	543278	4.78	513350	6.62
460-117088-8	MW-2MI-XX	101905	4.09	545291	4.79	529736	6.62
460-117088-9	MW-47ML-XX	100989	4.09	540635	4.79	518024	6.62
460-117088-10	MW-47MI-XX	103728	4.09	531716	4.78	521637	6.62
460-117088-11	MW-503-XX	100913	4.09	527837	4.79	501976	6.62
460-117088-13	MW-29GL-XX	104353	4.09	537425	4.78	521125	6.62
460-117088-12	MW-29MI-XX	100987	4.09	542807	4.78	526187	6.62
460-117088-13 MS	MW-29GL-XX MS	105403	4.09	526400	4.78	542334	6.62
460-117088-13 MSD	MW-29GL-XX MSD	105162	4.09	544784	4.78	535461	6.62
STOBLK 460-380141/29		102389	4.09	525187	4.78	514203	6.62

BCM = Chlorobromomethane
DFBZ = 1,4-Difluorobenzene
CBNZd5 = Chlorobenzene-d5

Area Limit = 50%-200% of internal standard area
RT Limit = ± 0.5 minutes of internal standard RT

Column used to flag values outside QC limits

FORM VIII OLM04.2/VOL

FORM IV
GC/MS VOA METHOD BLANK SUMMARY

Lab Name: TestAmerica Edison Job No.: 460-117088-1

SDG No.:

Lab File ID: V45933.D Lab Sample ID: MB 460-379918/8

Matrix: Water Heated Purge:(Y/N) N

Instrument ID: CVOAMS7 Date Analyzed: 07/19/2016 23:24

GC Column: Rtx-624 ID: 0.25(mm)

THIS METHOD BLANK APPLIES TO THE FOLLOWING SAMPLES:

CLIENT SAMPLE ID	LAB SAMPLE ID	LAB FILE ID	DATE ANALYZED
	LCS 460-379918/4	V45929.D	07/19/2016 21:50
QC-TB071416	460-117088-5	V45935.D	07/20/2016 00:10
QC-EB071416	460-117088-6	V45936.D	07/20/2016 00:33
	460-117087-A-15 MS	V45947.D	07/20/2016 04:45
	460-117087-A-15 MSD	V45948.D	07/20/2016 05:08
MW-24GL-XX	460-117088-1	V45952.D	07/20/2016 06:43
MW-27MI-XX	460-117088-2	V45953.D	07/20/2016 07:06

FORM I
GC/MS VOA ORGANICS ANALYSIS DATA SHEET

Lab Name: TestAmerica Edison | Job No.: 460-117088-1

SDG No.:

Client Sample ID: | Lab Sample ID: MB 460-379918/8

Matrix: Water | Lab File ID: V45933.D

Analysis Method: OLM04.2/VOL | Date Collected:

Sample wt/vol: 5(mL) | Date Analyzed: 07/19/2016 23:24

Soil Aliquot Vol: | Dilution Factor: 1

Soil Extract Vol.: | GC Column: Rtx-624 ID: 0.25(mm)

% Moisture: | Level: (low/med) Low

Analysis Batch No.: 379918 | Units: ug/L

CAS NO.	COMPOUND NAME	RESULT	Q	RL	MDL
71-55-6	1,1,1-Trichloroethane	1.0	U	1.0	0.10
79-34-5	1,1,2,2-Tetrachloroethane	1.0	U	1.0	0.10
76-13-1	1,1,2-Trichloro-1,2,2-trifluoroethane	1.0	U	1.0	0.10
79-00-5	1,1,2-Trichloroethane	1.0	U	1.0	0.10
75-34-3	1,1-Dichloroethane	1.0	U	1.0	0.10
75-35-4	1,1-Dichloroethene	1.0	U	1.0	0.10
120-82-1	1,2,4-Trichlorobenzene	1.0	U	1.0	0.10
96-12-8	1,2-Dibromo-3-Chloropropane	1.0	U	1.0	0.10
106-93-4	1,2-Dibromoethane	1.0	U	1.0	0.10
95-50-1	1,2-Dichlorobenzene	1.0	U	1.0	0.10
107-06-2	1,2-Dichloroethane	1.0	U	1.0	0.10
78-87-5	1,2-Dichloropropane	1.0	U	1.0	0.10
541-73-1	1,3-Dichlorobenzene	1.0	U	1.0	0.10
106-46-7	1,4-Dichlorobenzene	1.0	U	1.0	0.10
591-78-6	2-Hexanone	1.0	U	1.0	0.10
67-64-1	Acetone	1.0	U	1.0	0.10
71-43-2	Benzene	1.0	U	1.0	0.10
75-27-4	Bromodichloromethane	1.0	U	1.0	0.10
75-25-2	Bromoform	1.0	U	1.0	0.10
74-83-9	Bromomethane	1.0	U	1.0	0.10
75-15-0	Carbon disulfide	1.0	U	1.0	0.10
56-23-5	Carbon tetrachloride	1.0	U	1.0	0.10
108-90-7	Chlorobenzene	1.0	U	1.0	0.10
75-45-6	Chlorodifluoromethane	1.0	U	1.0	0.10
75-00-3	Chloroethane	1.0	U	1.0	0.10
67-66-3	Chloroform	1.0	U	1.0	0.10
74-87-3	Chloromethane	1.0	U	1.0	0.10
156-59-2	cis-1,2-Dichloroethene	1.0	U	1.0	0.10
10061-01-5	cis-1,3-Dichloropropene	1.0	U	1.0	0.10
110-82-7	Cyclohexane	1.0	U	1.0	0.10
124-48-1	Dibromochloromethane	1.0	U	1.0	0.10
75-71-8	Dichlorodifluoromethane	1.0	U	1.0	0.10
100-41-4	Ethylbenzene	1.0	U	1.0	0.10
75-69-4	Freon 11	1.0	U	1.0	0.10
76-15-3	Freon 115	1.0	U	1.0	0.10

FORM I
GC/MS VOA ORGANICS ANALYSIS DATA SHEET

Lab Name: TestAmerica Edison | Job No.: 460-117088-1

SDG No.:

Client Sample ID: | Lab Sample ID: MB 460-379918/8

Matrix: Water | Lab File ID: V45933.D

Analysis Method: OLM04.2/VOL | Date Collected:

Sample wt/vol: 5(mL) | Date Analyzed: 07/19/2016 23:24

Soil Aliquot Vol: | Dilution Factor: 1

Soil Extract Vol.: | GC Column: Rtx-624 ID: 0.25(mm)

% Moisture: | Level: (low/med) Low

Analysis Batch No.: 379918 | Units: ug/L

CAS NO.	COMPOUND NAME	RESULT	Q	RL	MDL
306-83-2	Freon 123	1.0	U	1.0	0.10
75-37-6	Freon 152a	1.0	U	1.0	0.10
98-82-8	Isopropylbenzene	1.0	U	1.0	0.10
179601-23-1	m&p-Xylene	1.0	U	1.0	0.10
79-20-9	Methyl acetate	1.0	U	1.0	0.10
78-93-3	Methyl ethyl ketone (MEK)	1.0	U	1.0	0.10
108-10-1	Methyl isobutyl ketone (MIBK)	1.0	U	1.0	0.10
1634-04-4	Methyl tert-butyl ether	1.0	U	1.0	0.10
108-87-2	Methylcyclohexane	1.0	U	1.0	0.10
75-09-2	Methylene Chloride	1.0	U	1.0	0.10
95-47-6	o-Xylene	1.0	U	1.0	0.10
100-42-5	Styrene	1.0	U	1.0	0.10
127-18-4	Tetrachloroethene	1.0	U	1.0	0.10
108-88-3	Toluene	1.0	U	1.0	0.10
156-60-5	trans-1,2-Dichloroethene	1.0	U	1.0	0.10
10061-02-6	trans-1,3-Dichloropropene	1.0	U	1.0	0.10
79-01-6	Trichloroethene	1.0	U	1.0	0.10
75-01-4	Vinyl chloride	1.0	U	1.0	0.10
1330-20-7	Xylenes, Total	1.0	U	1.0	0.10

CAS NO.	SURROGATE	%REC	Q	LIMITS
17060-07-0	1,2-Dichloroethane-d4 (Surr)	108		76-114
460-00-4	Bromofluorobenzene	94		86-115
2037-26-5	Toluene-d8 (Surr)	101		88-110

FORM I
GC/MS VOA ORGANICS ANALYSIS DATA SHEET
TENTATIVELY IDENTIFIED COMPOUNDS

Lab Name: TestAmerica Edison Job No.: 460-117088-1

SDG No.:

Client Sample ID: Lab Sample ID: MB 460-379918/8

Matrix: Water Lab File ID: V45933.D

Analysis Method: OLM04.2/VOL Date Collected:

Sample wt/vol: 5(mL) Date Analyzed: 07/19/2016 23:24

Soil Aliquot Vol: Dilution Factor: 1

Soil Extract Vol.: GC Column: Rtx-624 ID: 0.25(mm)

% Moisture: Level: (low/med) Low

Analysis Batch No.: 379918 Units: ug/L

Number TICs Found: 0 TIC Result Total: 0

CAS NO.	COMPOUND NAME	RT	RESULT	Q	MATCH QUALITY
	Tentatively Identified Compound		None		

FORM III
GC/MS VOA LAB CONTROL SAMPLE RECOVERY

Lab Name: TestAmerica Edison Job No.: 460-117088-1

SDG No.:

Matrix: Water Level: Low Lab File ID: V45929.D

Lab ID: LCS 460-379918/4 Client ID:

COMPOUND	SPIKE ADDED (ug/L)	LCS CONCENTRATION (ug/L)	LCS % REC	QC LIMITS REC	#
1,1,1-Trichloroethane	50.0	53.1	106	70-130	
1,1,2,2-Tetrachloroethane	50.0	54.0	108	70-130	
1,1,2-Trichloro-1,2,2-trifluoroethane	50.0	51.2	102	70-130	
1,1,2-Trichloroethane	50.0	54.5	109	70-130	
1,1-Dichloroethane	50.0	49.8	100	70-130	
1,1-Dichloroethene	50.0	54.5	109	61-145	
1,2,4-Trichlorobenzene	50.0	50.9	102	70-130	
1,2-Dibromo-3-Chloropropane	50.0	53.6	107	70-130	
1,2-Dibromoethane	50.0	52.1	104	70-130	
1,2-Dichlorobenzene	50.0	52.9	106	70-130	
1,2-Dichloroethane	50.0	57.6	115	70-130	
1,2-Dichloropropane	50.0	54.9	110	70-130	
1,3-Dichlorobenzene	50.0	51.1	102	70-130	
1,4-Dichlorobenzene	50.0	51.5	103	70-130	
2-Hexanone	50.0	54.3	109	70-130	
Acetone	50.0	62.5	125	70-130	
Benzene	50.0	53.7	107	76-127	
Bromodichloromethane	50.0	55.1	110	70-130	
Bromoform	50.0	55.3	111	70-130	
Bromomethane	50.0	57.4	115	70-130	
Carbon disulfide	50.0	54.7	109	70-130	
Carbon tetrachloride	50.0	51.1	102	70-130	
Chlorobenzene	50.0	53.0	106	75-130	
Chlorodifluoromethane	50.0	52.2	104	70-130	
Chloroethane	50.0	54.9	110	70-130	
Chloroform	50.0	55.9	112	70-130	
Chloromethane	50.0	58.1	116	70-130	
cis-1,2-Dichloroethene	50.0	53.3	107	70-130	
cis-1,3-Dichloropropene	50.0	56.0	112	70-130	
Cyclohexane	50.0	48.1	96	70-130	
Dibromochloromethane	50.0	53.0	106	70-130	
Dichlorodifluoromethane	50.0	50.7	101	70-130	
Ethylbenzene	50.0	51.4	103	70-130	
Freon 11	50.0	51.6	103	70-130	
Freon 115	50.0	50.6	101	70-130	
Freon 123	50.0	50.3	101	70-130	
Freon 152a	50.0	52.3	105	70-130	
Isopropylbenzene	50.0	50.9	102	70-130	
m&p-Xylene	100	107	107	70-130	
Methyl acetate	50.0	49.5	99	70-130	
Methyl ethyl ketone (MEK)	50.0	61.4	123	70-130	

Column to be used to flag recovery and RPD values

FORM III OLM04.2/VOL

FORM III
GC/MS VOA LAB CONTROL SAMPLE RECOVERY

Lab Name: TestAmerica Edison Job No.: 460-117088-1

SDG No.:

Matrix: Water Level: Low Lab File ID: V45929.D

Lab ID: LCS 460-379918/4 Client ID:

COMPOUND	SPIKE ADDED (ug/L)	LCS CONCENTRATION (ug/L)	LCS % REC	QC LIMITS REC	#
Methyl isobutyl ketone (MIBK)	50.0	52.6	105	70-130	
Methyl tert-butyl ether	50.0	51.9	104	70-130	
Methylcyclohexane	50.0	49.8	100	70-130	
Methylene Chloride	50.0	59.6	119	70-130	
o-Xylene	50.0	51.5	103	70-130	
Styrene	50.0	52.1	104	70-130	
Tetrachloroethene	50.0	48.0	96	70-130	
Toluene	50.0	49.1	98	76-125	
trans-1,2-Dichloroethene	50.0	55.6	111	70-130	
trans-1,3-Dichloropropene	50.0	56.9	114	70-130	
Trichloroethene	50.0	48.7	97	71-120	
Vinyl chloride	50.0	56.7	113	70-130	
Xylenes, Total	150	159	106	70-130	

Column to be used to flag recovery and RPD values

FORM III OLM04.2/VOL

Sample not in SDG

FORM III
GC/MS VOA MATRIX SPIKE RECOVERY

Lab Name: TestAmerica Edison Job No.: 460-117088-1

SDG No.:

Matrix: Water Level: Low Lab File ID: V45947.D

Lab ID: 460-117087-A-15 MS Client ID:

COMPOUND	SPIKE ADDED (ug/L)	SAMPLE CONCENTRATION (ug/L)	MS CONCENTRATION (ug/L)	MS % REC	QC LIMITS REC	#
1,1,1-Trichloroethane	250	2.0 U	220	88	70-130	
1,1,2,2-Tetrachloroethane	250	2.0 U	227	91	70-130	
1,1,2-Trichloro-1,2,2-trifluoroethane	250	21	233	85	70-130	
1,1,2-Trichloroethane	250	2.0 U	241	96	70-130	
1,1-Dichloroethane	250	2.0 U	232	93	70-130	
1,1-Dichloroethene	250	0.89 J	205	81	61-145	
1,2,4-Trichlorobenzene	250	2.0 U	197	79	70-130	
1,2-Dibromo-3-Chloropropane	250	2.0 U	236	95	70-130	
1,2-Dibromoethane	250	2.0 U	235	94	70-130	
1,2-Dichlorobenzene	250	2.0 U	224	90	70-130	
1,2-Dichloroethane	250	2.0 U	244	98	70-130	
1,2-Dichloropropane	250	2.0 U	239	96	70-130	
1,3-Dichlorobenzene	250	2.0 U	218	87	70-130	
1,4-Dichlorobenzene	250	2.0 U	217	87	70-130	
2-Hexanone	250	2.0 U	236	94	70-130	
Acetone	250	2.0 U	248	99	70-130	
Benzene	250	2.0 U	227	91	76-127	
Bromodichloromethane	250	2.0 U	235	94	70-130	
Bromoform	250	2.0 U	242	97	70-130	
Bromomethane	250	2.0 U	227	91	70-130	
Carbon disulfide	250	2.0 U	203	81	70-130	
Carbon tetrachloride	250	2.0 U	208	83	70-130	
Chlorobenzene	250	2.0 U	222	89	75-130	
Chlorodifluoromethane	250	2.0 U	231	92	70-130	
Chloroethane	250	2.0 U	212	85	70-130	
Chloroform	250	1.3 J	233	93	70-130	
Chloromethane	250	2.0 U	220	88	70-130	
cis-1,2-Dichloroethene	250	340	559	89	70-130	
cis-1,3-Dichloropropene	250	2.0 U	230	92	70-130	
Cyclohexane	250	2.0 U	213	85	70-130	
Dibromochloromethane	250	2.0 U	234	94	70-130	
Dichlorodifluoromethane	250	2.0 U	222	89	70-130	
Ethylbenzene	250	2.0 U	215	86	70-130	
Freon 11	250	1.0 J	221	88	70-130	
Freon 115	250	2.0 U	215	86	70-130	
Freon 123	250	2.0 U	229	92	70-130	
Freon 152a	250	2.0 U	233	93	70-130	
Isopropylbenzene	250	2.0 U	215	86	70-130	
m&p-Xylene	500	2.0 U	444	89	70-130	
Methyl acetate	250	2.0 U	244	98	70-130	
Methyl ethyl ketone (MEK)	250	2.0 U	260	104	70-130	

Column to be used to flag recovery and RPD values

FORM III OLM04.2/VOL

FORM III
GC/MS VOA MATRIX SPIKE RECOVERY

Lab Name: TestAmerica Edison Job No.: 460-117088-1

SDG No.:

Matrix: Water Level: Low Lab File ID: V45947.D

Lab ID: 460-117087-A-15 MS Client ID:

COMPOUND	SPIKE ADDED (ug/L)	SAMPLE CONCENTRATION (ug/L)	MS CONCENTRATION (ug/L)	MS % REC	QC LIMITS REC	#
Methyl isobutyl ketone (MIBK)	250	2.0 U	229	92	70-130	
Methyl tert-butyl ether	250	2.0 U	245	98	70-130	
Methylcyclohexane	250	2.0 U	219	88	70-130	
Methylene Chloride	250	2.0 U	250	100	70-130	
o-Xylene	250	2.0 U	218	87	70-130	
Styrene	250	2.0 U	212	85	70-130	
Tetrachloroethene	250	41	244	81	70-130	
Toluene	250	2.0 U	221	89	76-125	
trans-1,2-Dichloroethene	250	1.6 J	217	86	70-130	
trans-1,3-Dichloropropene	250	2.0 U	238	95	70-130	
Trichloroethene	250	130	350	90	71-120	
Vinyl chloride	250	2.0 U	199	80	70-130	
Xylenes, Total	750	2.0 U	662	88	70-130	

Column to be used to flag recovery and RPD values

FORM III OLM04.2/VOL

FORM III
GC/MS VOA MATRIX SPIKE DUPLICATE RECOVERY

Lab Name: TestAmerica Edison Job No.: 460-117088-1

SDG No.:

Matrix: Water Level: Low Lab File ID: V45948.D

Lab ID: 460-117087-A-15 MSD Client ID:

COMPOUND	SPIKE ADDED (ug/L)	MSD CONCENTRATION (ug/L)	MSD % REC	% RPD	QC LIMITS RPD	QC LIMITS REC	#
1,1,1-Trichloroethane	250	233	93	6	30	70-130	
1,1,2,2-Tetrachloroethane	250	237	95	4	30	70-130	
1,1,2-Trichloro-1,2,2-trifluoroethane	250	254	93	9	30	70-130	
1,1,2-Trichloroethane	250	251	100	4	30	70-130	
1,1-Dichloroethane	250	251	101	8	30	70-130	
1,1-Dichloroethene	250	229	91	11	14	61-145	
1,2,4-Trichlorobenzene	250	217	87	10	30	70-130	
1,2-Dibromo-3-Chloropropane	250	255	102	7	30	70-130	
1,2-Dibromoethane	250	233	93	1	30	70-130	
1,2-Dichlorobenzene	250	233	93	4	30	70-130	
1,2-Dichloroethane	250	258	103	6	30	70-130	
1,2-Dichloropropane	250	260	104	8	30	70-130	
1,3-Dichlorobenzene	250	228	91	4	30	70-130	
1,4-Dichlorobenzene	250	227	91	4	30	70-130	
2-Hexanone	250	238	95	1	30	70-130	
Acetone	250	269	108	8	30	70-130	
Benzene	250	245	98	8	11	76-127	
Bromodichloromethane	250	242	97	3	30	70-130	
Bromoform	250	248	99	3	30	70-130	
Bromomethane	250	250	100	9	30	70-130	
Carbon disulfide	250	232	93	13	30	70-130	
Carbon tetrachloride	250	222	89	6	30	70-130	
Chlorobenzene	250	235	94	6	13	75-130	
Chlorodifluoromethane	250	251	101	9	30	70-130	
Chloroethane	250	247	99	15	30	70-130	
Chloroform	250	258	103	10	30	70-130	
Chloromethane	250	253	101	14	30	70-130	
cis-1,2-Dichloroethene	250	609	109	9	30	70-130	
cis-1,3-Dichloropropene	250	250	100	8	30	70-130	
Cyclohexane	250	221	88	3	30	70-130	
Dibromochloromethane	250	238	95	2	30	70-130	
Dichlorodifluoromethane	250	243	97	9	30	70-130	
Ethylbenzene	250	234	93	8	30	70-130	
Freon 11	250	242	96	9	30	70-130	
Freon 115	250	240	96	11	30	70-130	
Freon 123	250	243	97	6	30	70-130	
Freon 152a	250	250	100	7	30	70-130	
Isopropylbenzene	250	230	92	7	30	70-130	
m&p-Xylene	500	470	94	6	30	70-130	
Methyl acetate	250	249	100	2	30	70-130	
Methyl ethyl ketone (MEK)	250	271	108	4	30	70-130	

Column to be used to flag recovery and RPD values

FORM III OLM04.2/VOL

FORM III
GC/MS VOA MATRIX SPIKE DUPLICATE RECOVERY

Lab Name: TestAmerica Edison Job No.: 460-117088-1

SDG No.:

Matrix: Water Level: Low Lab File ID: V45948.D

Lab ID: 460-117087-A-15 MSD Client ID:

COMPOUND	SPIKE ADDED (ug/L)	MSD CONCENTRATION (ug/L)	MSD % REC	% RPD	QC LIMITS RPD	QC LIMITS REC	#
Methyl isobutyl ketone (MIBK)	250	231	92	1	30	70-130	
Methyl tert-butyl ether	250	256	102	5	30	70-130	
Methylcyclohexane	250	229	92	5	30	70-130	
Methylene Chloride	250	257	103	3	30	70-130	
o-Xylene	250	234	93	7	30	70-130	
Styrene	250	227	91	7	30	70-130	
Tetrachloroethene	250	261	88	7	30	70-130	
Toluene	250	227	91	2	13	76-125	
trans-1,2-Dichloroethene	250	243	97	11	30	70-130	
trans-1,3-Dichloropropene	250	251	101	5	30	70-130	
Trichloroethene	250	369	97	5	14	71-120	
Vinyl chloride	250	233	93	16	30	70-130	
Xylenes, Total	750	704	94	6	30	70-130	

Column to be used to flag recovery and RPD values

FORM III OLM04.2/VOL

FORM IV
GC/MS VOA METHOD BLANK SUMMARY

Lab Name: TestAmerica Edison Job No.: 460-117088-1

SDG No.:

Lab File ID: V45964.D Lab Sample ID: MB 460-380141/8

Matrix: Water Heated Purge:(Y/N) N

Instrument ID: CVOAMS7 Date Analyzed: 07/20/2016 22:21

GC Column: Rtx-624 ID: 0.25(mm)

THIS METHOD BLANK APPLIES TO THE FOLLOWING SAMPLES:

CLIENT SAMPLE ID	LAB SAMPLE ID	LAB FILE ID	DATE ANALYZED
	LCS 460-380141/4	V45960.D	07/20/2016 20:50
MW-3GL-XX	460-117088-3	V45965.D	07/20/2016 22:44
MW-3ML-XX	460-117088-4	V45966.D	07/20/2016 23:07
MW-2GL-XX	460-117088-7	V45967.D	07/20/2016 23:30
MW-2MI-XX	460-117088-8	V45968.D	07/20/2016 23:53
MW-47ML-XX	460-117088-9	V45969.D	07/21/2016 00:16
MW-47MI-XX	460-117088-10	V45970.D	07/21/2016 00:39
MW-503-XX	460-117088-11	V45971.D	07/21/2016 01:02
MW-29GL-XX	460-117088-13	V45976.D	07/21/2016 03:22
MW-29MI-XX	460-117088-12	V45977.D	07/21/2016 03:45
MW-29GL-XX MS	460-117088-13 MS	V45980.D	07/21/2016 04:54
MW-29GL-XX MSD	460-117088-13 MSD	V45981.D	07/21/2016 05:17
	STOBLK 460-380141/29	V45985.D	07/21/2016 06:49

FORM I
GC/MS VOA ORGANICS ANALYSIS DATA SHEET

Lab Name: TestAmerica Edison | Job No.: 460-117088-1

SDG No.:

Client Sample ID: | Lab Sample ID: MB 460-380141/8

Matrix: Water | Lab File ID: V45964.D

Analysis Method: OLM04.2/VOL | Date Collected:

Sample wt/vol: 5(mL) | Date Analyzed: 07/20/2016 22:21

Soil Aliquot Vol: | Dilution Factor: 1

Soil Extract Vol.: | GC Column: Rtx-624 ID: 0.25(mm)

% Moisture: | Level: (low/med) Low

Analysis Batch No.: 380141 | Units: ug/L

CAS NO.	COMPOUND NAME	RESULT	Q	RL	MDL
71-55-6	1,1,1-Trichloroethane	1.0	U	1.0	0.10
79-34-5	1,1,2,2-Tetrachloroethane	1.0	U	1.0	0.10
76-13-1	1,1,2-Trichloro-1,2,2-trifluoroethane	1.0	U	1.0	0.10
79-00-5	1,1,2-Trichloroethane	1.0	U	1.0	0.10
75-34-3	1,1-Dichloroethane	1.0	U	1.0	0.10
75-35-4	1,1-Dichloroethene	1.0	U	1.0	0.10
120-82-1	1,2,4-Trichlorobenzene	1.0	U	1.0	0.10
96-12-8	1,2-Dibromo-3-Chloropropane	1.0	U	1.0	0.10
106-93-4	1,2-Dibromoethane	1.0	U	1.0	0.10
95-50-1	1,2-Dichlorobenzene	1.0	U	1.0	0.10
107-06-2	1,2-Dichloroethane	1.0	U	1.0	0.10
78-87-5	1,2-Dichloropropane	1.0	U	1.0	0.10
541-73-1	1,3-Dichlorobenzene	1.0	U	1.0	0.10
106-46-7	1,4-Dichlorobenzene	1.0	U	1.0	0.10
591-78-6	2-Hexanone	1.0	U	1.0	0.10
67-64-1	Acetone	1.0	U	1.0	0.10
71-43-2	Benzene	1.0	U	1.0	0.10
75-27-4	Bromodichloromethane	1.0	U	1.0	0.10
75-25-2	Bromoform	1.0	U	1.0	0.10
74-83-9	Bromomethane	1.0	U	1.0	0.10
75-15-0	Carbon disulfide	1.0	U	1.0	0.10
56-23-5	Carbon tetrachloride	1.0	U	1.0	0.10
108-90-7	Chlorobenzene	1.0	U	1.0	0.10
75-45-6	Chlorodifluoromethane	1.0	U	1.0	0.10
75-00-3	Chloroethane	1.0	U	1.0	0.10
67-66-3	Chloroform	1.0	U	1.0	0.10
74-87-3	Chloromethane	1.0	U	1.0	0.10
156-59-2	cis-1,2-Dichloroethene	1.0	U	1.0	0.10
10061-01-5	cis-1,3-Dichloropropene	1.0	U	1.0	0.10
110-82-7	Cyclohexane	1.0	U	1.0	0.10
124-48-1	Dibromochloromethane	1.0	U	1.0	0.10
75-71-8	Dichlorodifluoromethane	1.0	U	1.0	0.10
100-41-4	Ethylbenzene	1.0	U	1.0	0.10
75-69-4	Freon 11	1.0	U	1.0	0.10
76-15-3	Freon 115	1.0	U	1.0	0.10

FORM I
GC/MS VOA ORGANICS ANALYSIS DATA SHEET

Lab Name: TestAmerica Edison | Job No.: 460-117088-1

SDG No.:

Client Sample ID: | Lab Sample ID: MB 460-380141/8

Matrix: Water | Lab File ID: V45964.D

Analysis Method: OLM04.2/VOL | Date Collected:

Sample wt/vol: 5(mL) | Date Analyzed: 07/20/2016 22:21

Soil Aliquot Vol: | Dilution Factor: 1

Soil Extract Vol.: | GC Column: Rtx-624 ID: 0.25(mm)

% Moisture: | Level: (low/med) Low

Analysis Batch No.: 380141 | Units: ug/L

CAS NO.	COMPOUND NAME	RESULT	Q	RL	MDL
306-83-2	Freon 123	1.0	U	1.0	0.10
75-37-6	Freon 152a	1.0	U	1.0	0.10
98-82-8	Isopropylbenzene	1.0	U	1.0	0.10
179601-23-1	m&p-Xylene	1.0	U	1.0	0.10
79-20-9	Methyl acetate	1.0	U	1.0	0.10
78-93-3	Methyl ethyl ketone (MEK)	1.0	U	1.0	0.10
108-10-1	Methyl isobutyl ketone (MIBK)	1.0	U	1.0	0.10
1634-04-4	Methyl tert-butyl ether	1.0	U	1.0	0.10
108-87-2	Methylcyclohexane	1.0	U	1.0	0.10
75-09-2	Methylene Chloride	1.0	U	1.0	0.10
95-47-6	o-Xylene	1.0	U	1.0	0.10
100-42-5	Styrene	1.0	U	1.0	0.10
127-18-4	Tetrachloroethene	1.0	U	1.0	0.10
108-88-3	Toluene	1.0	U	1.0	0.10
156-60-5	trans-1,2-Dichloroethene	1.0	U	1.0	0.10
10061-02-6	trans-1,3-Dichloropropene	1.0	U	1.0	0.10
79-01-6	Trichloroethene	1.0	U	1.0	0.10
75-01-4	Vinyl chloride	1.0	U	1.0	0.10
1330-20-7	Xylenes, Total	1.0	U	1.0	0.10

CAS NO.	SURROGATE	%REC	Q	LIMITS
17060-07-0	1,2-Dichloroethane-d4 (Surr)	111		76-114
460-00-4	Bromofluorobenzene	96		86-115
2037-26-5	Toluene-d8 (Surr)	100		88-110

FORM I
GC/MS VOA ORGANICS ANALYSIS DATA SHEET
TENTATIVELY IDENTIFIED COMPOUNDS

Lab Name: TestAmerica Edison
Job No.: 460-117088-1
SDG No.:
Client Sample ID:
Lab Sample ID: MB 460-380141/8
Matrix: Water
Lab File ID: V45964.D
Analysis Method: OLM04.2/VOL
Date Collected:
Sample wt/vol: 5(mL)
Date Analyzed: 07/20/2016 22:21
Soil Aliquot Vol:
Dilution Factor: 1
Soil Extract Vol.:
GC Column: Rtx-624 ID: 0.25(mm)
% Moisture:
Level: (low/med) Low
Analysis Batch No.: 380141
Units: ug/L
Number TICs Found: 0
TIC Result Total: 0

CAS NO.	COMPOUND NAME	RT	RESULT	Q	MATCH QUALITY
	Tentatively Identified Compound		None		

FORM III
GC/MS VOA LAB CONTROL SAMPLE RECOVERY

Lab Name: TestAmerica Edison Job No.: 460-117088-1

SDG No.:

Matrix: Water Level: Low Lab File ID: V45960.D

Lab ID: LCS 460-380141/4 Client ID:

COMPOUND	SPIKE ADDED (ug/L)	LCS CONCENTRATION (ug/L)	LCS % REC	QC LIMITS REC	#
1,1,1-Trichloroethane	50.0	50.7	101	70-130	
1,1,2,2-Tetrachloroethane	50.0	51.4	103	70-130	
1,1,2-Trichloro-1,2,2-trifluoroethane	50.0	54.4	109	70-130	
1,1,2-Trichloroethane	50.0	52.0	104	70-130	
1,1-Dichloroethane	50.0	54.0	108	70-130	
1,1-Dichloroethene	50.0	49.9	100	61-145	
1,2,4-Trichlorobenzene	50.0	52.2	104	70-130	
1,2-Dibromo-3-Chloropropane	50.0	54.3	109	70-130	
1,2-Dibromoethane	50.0	50.7	101	70-130	
1,2-Dichlorobenzene	50.0	50.5	101	70-130	
1,2-Dichloroethane	50.0	53.6	107	70-130	
1,2-Dichloropropane	50.0	50.3	101	70-130	
1,3-Dichlorobenzene	50.0	50.7	101	70-130	
1,4-Dichlorobenzene	50.0	51.0	102	70-130	
2-Hexanone	50.0	53.5	107	70-130	
Acetone	50.0	57.6	115	70-130	
Benzene	50.0	50.4	101	76-127	
Bromodichloromethane	50.0	50.3	101	70-130	
Bromoform	50.0	52.9	106	70-130	
Bromomethane	50.0	52.9	106	70-130	
Carbon disulfide	50.0	52.0	104	70-130	
Carbon tetrachloride	50.0	50.5	101	70-130	
Chlorobenzene	50.0	52.5	105	75-130	
Chlorodifluoromethane	50.0	50.8	102	70-130	
Chloroethane	50.0	51.3	103	70-130	
Chloroform	50.0	53.2	106	70-130	
Chloromethane	50.0	52.2	104	70-130	
cis-1,2-Dichloroethene	50.0	54.0	108	70-130	
cis-1,3-Dichloropropene	50.0	54.1	108	70-130	
Cyclohexane	50.0	53.0	106	70-130	
Dibromochloromethane	50.0	52.0	104	70-130	
Dichlorodifluoromethane	50.0	48.9	98	70-130	
Ethylbenzene	50.0	51.9	104	70-130	
Freon 11	50.0	53.6	107	70-130	
Freon 115	50.0	54.2	108	70-130	
Freon 123	50.0	52.7	105	70-130	
Freon 152a	50.0	54.0	108	70-130	
Isopropylbenzene	50.0	50.8	102	70-130	
m&p-Xylene	100	105	105	70-130	
Methyl acetate	50.0	51.0	102	70-130	
Methyl ethyl ketone (MEK)	50.0	56.4	113	70-130	

Column to be used to flag recovery and RPD values

FORM III OLM04.2/VOL

FORM III
GC/MS VOA LAB CONTROL SAMPLE RECOVERY

Lab Name: TestAmerica Edison Job No.: 460-117088-1

SDG No.:

Matrix: Water Level: Low Lab File ID: V45960.D

Lab ID: LCS 460-380141/4 Client ID:

COMPOUND	SPIKE ADDED (ug/L)	LCS CONCENTRATION (ug/L)	LCS % REC	QC LIMITS REC	#
Methyl isobutyl ketone (MIBK)	50.0	53.2	106	70-130	
Methyl tert-butyl ether	50.0	52.8	106	70-130	
Methylcyclohexane	50.0	53.1	106	70-130	
Methylene Chloride	50.0	51.6	103	70-130	
o-Xylene	50.0	50.6	101	70-130	
Styrene	50.0	51.7	103	70-130	
Tetrachloroethene	50.0	50.8	102	70-130	
Toluene	50.0	52.2	104	76-125	
trans-1,2-Dichloroethene	50.0	53.1	106	70-130	
trans-1,3-Dichloropropene	50.0	51.8	104	70-130	
Trichloroethene	50.0	50.8	102	71-120	
Vinyl chloride	50.0	52.1	104	70-130	
Xylenes, Total	150	156	104	70-130	

Column to be used to flag recovery and RPD values

FORM III OLM04.2/VOL

FORM III
GC/MS VOA MATRIX SPIKE RECOVERY

Lab Name: TestAmerica Edison Job No.: 460-117088-1

SDG No.:

Matrix: Water Level: Low Lab File ID: V45980.D

Lab ID: 460-117088-13 MS Client ID: MW-29GL-XX MS

COMPOUND	SPIKE ADDED (ug/L)	SAMPLE CONCENTRATION (ug/L)	MS CONCENTRATION (ug/L)	MS % REC	QC LIMITS REC	#
1,1,1-Trichloroethane	50.0	1.0 U	54.0	108	70-130	
1,1,2,2-Tetrachloroethane	50.0	1.0 U	50.0	100	70-130	
1,1,2-Trichloro-1,2,2-trifluoroethane	50.0	6.6	51.3	89	70-130	
1,1,2-Trichloroethane	50.0	0.65 J	52.9	104	70-130	
1,1-Dichloroethane	50.0	1.0 U	49.7	99	70-130	
1,1-Dichloroethene	50.0	1.0 U	46.0	92	61-145	
1,2,4-Trichlorobenzene	50.0	1.0 U	39.3	79	70-130	
1,2-Dibromo-3-Chloropropane	50.0	1.0 U	45.7	91	70-130	
1,2-Dibromoethane	50.0	1.0 U	43.7	87	70-130	
1,2-Dichlorobenzene	50.0	1.0 U	42.4	85	70-130	
1,2-Dichloroethane	50.0	1.0 U	51.6	103	70-130	
1,2-Dichloropropane	50.0	1.0 U	50.7	101	70-130	
1,3-Dichlorobenzene	50.0	1.0 U	41.7	83	70-130	
1,4-Dichlorobenzene	50.0	1.0 U	40.4	81	70-130	
2-Hexanone	50.0	1.0 U	46.3	93	70-130	
Acetone	50.0	1.0 U	53.2	106	70-130	
Benzene	50.0	1.0 U	50.8	102	76-127	
Bromodichloromethane	50.0	1.0 U	49.1	98	70-130	
Bromoform	50.0	1.0 U	53.3	107	70-130	
Bromomethane	50.0	1.0 U	46.5	93	70-130	
Carbon disulfide	50.0	1.0 U	46.5	93	70-130	
Carbon tetrachloride	50.0	1.0 U	54.7	109	70-130	
Chlorobenzene	50.0	0.35 J	50.1	100	75-130	
Chlorodifluoromethane	50.0	1.0 U	41.4	83	70-130	
Chloroethane	50.0	1.0 U	46.6	93	70-130	
Chloroform	50.0	1.1	50.7	99	70-130	
Chloromethane	50.0	1.0 U	45.2	90	70-130	
cis-1,2-Dichloroethene	50.0	25	73.2	96	70-130	
cis-1,3-Dichloropropene	50.0	1.0 U	51.2	102	70-130	
Cyclohexane	50.0	1.0 U	45.5	91	70-130	
Dibromochloromethane	50.0	1.0 U	49.3	99	70-130	
Dichlorodifluoromethane	50.0	1.0 U	40.3	81	70-130	
Ethylbenzene	50.0	1.0 U	50.0	100	70-130	
Freon 11	50.0	1.0 U	45.4	91	70-130	
Freon 115	50.0	1.0 U	41.1	82	70-130	
Freon 123	50.0	1.0 U	42.9	86	70-130	
Freon 152a	50.0	1.0 U	43.2	86	70-130	
Isopropylbenzene	50.0	1.0 U	42.8	86	70-130	
m&p-Xylene	100	1.0 U	98.6	99	70-130	
Methyl acetate	50.0	1.0 U	43.5	87	70-130	
Methyl ethyl ketone (MEK)	50.0	1.0 U	52.1	104	70-130	

Column to be used to flag recovery and RPD values

FORM III OLM04.2/VOL

FORM III
GC/MS VOA MATRIX SPIKE RECOVERY

Lab Name: TestAmerica Edison Job No.: 460-117088-1

SDG No.:

Matrix: Water Level: Low Lab File ID: V45980.D

Lab ID: 460-117088-13 MS Client ID: MW-29GL-XX MS

COMPOUND	SPIKE ADDED (ug/L)	SAMPLE CONCENTRATION (ug/L)	MS CONCENTRATION (ug/L)	MS % REC	QC LIMITS REC	#
Methyl isobutyl ketone (MIBK)	50.0	1.0 U	49.5	99	70-130	
Methyl tert-butyl ether	50.0	1.0 U	43.2	86	70-130	
Methylcyclohexane	50.0	1.0 U	49.0	98	70-130	
Methylene Chloride	50.0	1.0 U	47.2	94	70-130	
o-Xylene	50.0	1.0 U	48.5	97	70-130	
Styrene	50.0	1.0 U	39.3	79	70-130	
Tetrachloroethene	50.0	4.3	54.2	100	70-130	
Toluene	50.0	1.0 U	48.8	98	76-125	
trans-1,2-Dichloroethene	50.0	0.27 J	49.9	99	70-130	
trans-1,3-Dichloropropene	50.0	1.0 U	52.0	104	70-130	
Trichloroethene	50.0	77	119	85	71-120	
Vinyl chloride	50.0	3.8	48.1	89	70-130	
Xylenes, Total	150	1.0 U	147	98	70-130	

Column to be used to flag recovery and RPD values

FORM III OLM04.2/VOL

FORM III
GC/MS VOA MATRIX SPIKE DUPLICATE RECOVERY

Lab Name: TestAmerica Edison Job No.: 460-117088-1

SDG No.:

Matrix: Water Level: Low Lab File ID: V45981.D

Lab ID: 460-117088-13 MSD Client ID: MW-29GL-XX MSD

COMPOUND	SPIKE ADDED (ug/L)	MSD CONCENTRATION (ug/L)	MSD % REC	% RPD	QC LIMITS RPD	QC LIMITS REC	#
1,1,1-Trichloroethane	50.0	54.6	109	1	30	70-130	
1,1,2,2-Tetrachloroethane	50.0	51.0	102	2	30	70-130	
1,1,2-Trichloro-1,2,2-trifluoroethane	50.0	64.6	116	23	30	70-130	
1,1,2-Trichloroethane	50.0	53.4	105	1	30	70-130	
1,1-Dichloroethane	50.0	52.4	105	5	30	70-130	
1,1-Dichloroethene	50.0	48.5	97	5	14	61-145	
1,2,4-Trichlorobenzene	50.0	53.0	106	30	30	70-130	
1,2-Dibromo-3-Chloropropane	50.0	57.8	116	23	30	70-130	
1,2-Dibromoethane	50.0	54.7	109	22	30	70-130	
1,2-Dichlorobenzene	50.0	53.7	107	23	30	70-130	
1,2-Dichloroethane	50.0	51.6	103	0	30	70-130	
1,2-Dichloropropane	50.0	53.5	107	5	30	70-130	
1,3-Dichlorobenzene	50.0	52.6	105	23	30	70-130	
1,4-Dichlorobenzene	50.0	53.8	108	29	30	70-130	
2-Hexanone	50.0	50.7	101	9	30	70-130	
Acetone	50.0	54.0	108	2	30	70-130	
Benzene	50.0	53.8	108	6	11	76-127	
Bromodichloromethane	50.0	52.8	106	7	30	70-130	
Bromoform	50.0	52.5	105	1	30	70-130	
Bromomethane	50.0	51.0	102	9	30	70-130	
Carbon disulfide	50.0	52.3	105	12	30	70-130	
Carbon tetrachloride	50.0	54.6	109	0	30	70-130	
Chlorobenzene	50.0	53.1	106	6	13	75-130	
Chlorodifluoromethane	50.0	51.2	102	21	30	70-130	
Chloroethane	50.0	52.1	104	11	30	70-130	
Chloroform	50.0	54.1	106	6	30	70-130	
Chloromethane	50.0	50.2	100	10	30	70-130	
cis-1,2-Dichloroethene	50.0	80.3	110	9	30	70-130	
cis-1,3-Dichloropropene	50.0	52.3	105	2	30	70-130	
Cyclohexane	50.0	55.9	112	21	30	70-130	
Dibromochloromethane	50.0	51.7	103	5	30	70-130	
Dichlorodifluoromethane	50.0	50.8	102	23	30	70-130	
Ethylbenzene	50.0	52.7	105	5	30	70-130	
Freon 11	50.0	57.2	114	23	30	70-130	
Freon 115	50.0	52.0	104	23	30	70-130	
Freon 123	50.0	53.9	108	23	30	70-130	
Freon 152a	50.0	54.2	108	22	30	70-130	
Isopropylbenzene	50.0	53.4	107	22	30	70-130	
m&p-Xylene	100	107	107	8	30	70-130	
Methyl acetate	50.0	45.5	91	5	30	70-130	
Methyl ethyl ketone (MEK)	50.0	54.5	109	5	30	70-130	

Column to be used to flag recovery and RPD values

FORM III OLM04.2/VOL

FORM III
GC/MS VOA MATRIX SPIKE DUPLICATE RECOVERY

Lab Name: TestAmerica Edison Job No.: 460-117088-1

SDG No.:

Matrix: Water Level: Low Lab File ID: V45981.D

Lab ID: 460-117088-13 MSD Client ID: MW-29GL-XX MSD

COMPOUND	SPIKE ADDED (ug/L)	MSD CONCENTRATION (ug/L)	MSD % REC	% RPD	QC LIMITS RPD	QC LIMITS REC	#
Methyl isobutyl ketone (MIBK)	50.0	53.7	107	8	30	70-130	
Methyl tert-butyl ether	50.0	54.5	109	23	30	70-130	
Methylcyclohexane	50.0	60.1	120	20	30	70-130	
Methylene Chloride	50.0	49.0	98	4	30	70-130	
o-Xylene	50.0	51.0	102	5	30	70-130	
Styrene	50.0	37.8	76	4	30	70-130	
Tetrachloroethene	50.0	57.7	107	6	30	70-130	
Toluene	50.0	52.0	104	6	13	76-125	
trans-1,2-Dichloroethene	50.0	54.0	108	8	30	70-130	
trans-1,3-Dichloropropene	50.0	51.3	103	1	30	70-130	
Trichloroethene	50.0	121	88	2	14	71-120	
Vinyl chloride	50.0	53.0	98	10	30	70-130	
Xylenes, Total	150	158	106	7	30	70-130	

Column to be used to flag recovery and RPD values

FORM III OLM04.2/VOL

FORM I
GC/MS VOA ORGANICS ANALYSIS DATA SHEET

Lab Name: TestAmerica Edison | Job No.: 460-117088-1
SDG No.:
Client Sample ID: | Lab Sample ID: STOBLK 460-380141/29
Matrix: Water | Lab File ID: V45985.D
Analysis Method: OLM04.2/VOL | Date Collected:
Sample wt/vol: 5(mL) | Date Analyzed: 07/21/2016 06:49
Soil Aliquot Vol: | Dilution Factor: 1
Soil Extract Vol.: | GC Column: Rtx-624 ID: 0.25(mm)
% Moisture: | Level: (low/med) Low
Analysis Batch No.: 380141 | Units: ug/L

CAS NO.	COMPOUND NAME	RESULT	Q	RL	MDL
71-55-6	1,1,1-Trichloroethane	1.0	U	1.0	0.10
79-34-5	1,1,2,2-Tetrachloroethane	1.0	U	1.0	0.10
76-13-1	1,1,2-Trichloro-1,2,2-trifluoroethane	1.0	U	1.0	0.10
79-00-5	1,1,2-Trichloroethane	1.0	U	1.0	0.10
75-34-3	1,1-Dichloroethane	1.0	U	1.0	0.10
75-35-4	1,1-Dichloroethene	1.0	U	1.0	0.10
120-82-1	1,2,4-Trichlorobenzene	1.0	U	1.0	0.10
96-12-8	1,2-Dibromo-3-Chloropropane	1.0	U	1.0	0.10
106-93-4	1,2-Dibromoethane	1.0	U	1.0	0.10
95-50-1	1,2-Dichlorobenzene	1.0	U	1.0	0.10
107-06-2	1,2-Dichloroethane	1.0	U	1.0	0.10
78-87-5	1,2-Dichloropropane	1.0	U	1.0	0.10
541-73-1	1,3-Dichlorobenzene	1.0	U	1.0	0.10
106-46-7	1,4-Dichlorobenzene	1.0	U	1.0	0.10
591-78-6	2-Hexanone	1.0	U	1.0	0.10
67-64-1	Acetone	1.0	U	1.0	0.10
71-43-2	Benzene	1.0	U	1.0	0.10
75-27-4	Bromodichloromethane	1.0	U	1.0	0.10
75-25-2	Bromoform	1.0	U	1.0	0.10
74-83-9	Bromomethane	1.0	U	1.0	0.10
75-15-0	Carbon disulfide	1.0	U	1.0	0.10
56-23-5	Carbon tetrachloride	1.0	U	1.0	0.10
108-90-7	Chlorobenzene	1.0	U	1.0	0.10
75-45-6	Chlorodifluoromethane	1.0	U	1.0	0.10
75-00-3	Chloroethane	1.0	U	1.0	0.10
67-66-3	Chloroform	1.0	U	1.0	0.10
74-87-3	Chloromethane	1.0	U	1.0	0.10
156-59-2	cis-1,2-Dichloroethene	1.0	U	1.0	0.10
10061-01-5	cis-1,3-Dichloropropene	1.0	U	1.0	0.10
110-82-7	Cyclohexane	1.0	U	1.0	0.10
124-48-1	Dibromochloromethane	1.0	U	1.0	0.10
75-71-8	Dichlorodifluoromethane	1.0	U	1.0	0.10
100-41-4	Ethylbenzene	1.0	U	1.0	0.10
75-69-4	Freon 11	1.0	U	1.0	0.10
76-15-3	Freon 115	1.0	U	1.0	0.10

FORM I
GC/MS VOA ORGANICS ANALYSIS DATA SHEET

Lab Name: TestAmerica Edison
Job No.: 460-117088-1
SDG No.:
Client Sample ID:
Lab Sample ID: STOBLK 460-380141/29
Matrix: Water
Lab File ID: V45985.D
Analysis Method: OLM04.2/VOL
Date Collected:
Sample wt/vol: 5(mL)
Date Analyzed: 07/21/2016 06:49
Soil Aliquot Vol:
Dilution Factor: 1
Soil Extract Vol.:
GC Column: Rtx-624 ID: 0.25(mm)
% Moisture:
Level: (low/med) Low
Analysis Batch No.: 380141
Units: ug/L

CAS NO.	COMPOUND NAME	RESULT	Q	RL	MDL
306-83-2	Freon 123	1.0	U	1.0	0.10
75-37-6	Freon 152a	1.0	U	1.0	0.10
98-82-8	Isopropylbenzene	1.0	U	1.0	0.10
179601-23-1	m&p-Xylene	1.0	U	1.0	0.10
79-20-9	Methyl acetate	1.0	U	1.0	0.10
78-93-3	Methyl ethyl ketone (MEK)	1.0	U	1.0	0.10
108-10-1	Methyl isobutyl ketone (MIBK)	1.0	U	1.0	0.10
1634-04-4	Methyl tert-butyl ether	1.0	U	1.0	0.10
108-87-2	Methylcyclohexane	1.0	U	1.0	0.10
75-09-2	Methylene Chloride	1.0	U	1.0	0.10
95-47-6	o-Xylene	1.0	U	1.0	0.10
100-42-5	Styrene	1.0	U	1.0	0.10
127-18-4	Tetrachloroethene	1.0	U	1.0	0.10
108-88-3	Toluene	1.0	U	1.0	0.10
156-60-5	trans-1,2-Dichloroethene	1.0	U	1.0	0.10
10061-02-6	trans-1,3-Dichloropropene	1.0	U	1.0	0.10
79-01-6	Trichloroethene	1.0	U	1.0	0.10
75-01-4	Vinyl chloride	1.0	U	1.0	0.10
1330-20-7	Xylenes, Total	1.0	U	1.0	0.10

CAS NO.	SURROGATE	%REC	Q	LIMITS
17060-07-0	1,2-Dichloroethane-d4 (Surr)	104		76-114
460-00-4	Bromofluorobenzene	95		86-115
2037-26-5	Toluene-d8 (Surr)	100		88-110

FORM I
GC/MS VOA ORGANICS ANALYSIS DATA SHEET
TENTATIVELY IDENTIFIED COMPOUNDS

Lab Name: TestAmerica Edison
Job No.: 460-117088-1
SDG No.:
Client Sample ID:
Lab Sample ID: STOBLK 460-380141/29
Matrix: Water
Lab File ID: V45985.D
Analysis Method: OLM04.2/VOL
Date Collected:
Sample wt/vol: 5(mL)
Date Analyzed: 07/21/2016 06:49
Soil Aliquot Vol:
Dilution Factor: 1
Soil Extract Vol.:
GC Column: Rtx-624 ID: 0.25(mm)
% Moisture:
Level: (low/med) Low
Analysis Batch No.: 380141
Units: ug/L
Number TICs Found: 0
TIC Result Total: 0

CAS NO.	COMPOUND NAME	RT	RESULT	Q	MATCH QUALITY
	Tentatively Identified Compound		None		

FORM V
GC/MS VOA INSTRUMENT PERFORMANCE CHECK
BROMOFLUOROBENZENE (BFB)

Lab Name: TestAmerica Edison Job No.: 460-117088-1

SDG No.:

Lab File ID: V45683.D BFB Injection Date: 07/07/2016

Instrument ID: CVOAMS7 BFB Injection Time: 02:48

Analysis Batch No.: 377690

M/E	ION ABUNDANCE CRITERIA	% RELATIVE ABUNDANCE	
50	8.0 - 40.0% of mass 95	17.7	
75	30.0 - 66.0% of mass 95	51.1	
95	Base peak, 100% relative abundance	100.0	
96	5.0 - 9.0% of mass 95	6.3	
173	Less than 2.0% of mass 174	1.6	(1.4) 1
174	50.0 - 120.0% of mass 95	111.3	
175	4.0 - 9.0 % of mass 174	8.8	(7.9) 1
176	93.0 - 101.0% of mass 174	107.7	(96.7) 1
177	5.0 - 9.0% of mass 176	7.0	(6.5) 2

1-Value is % mass 174 2-Value is % mass 176

THIS CHECK APPLIES TO THE FOLLOWING SAMPLES, MS, MSD, BLANKS AND STANDARDS:

CLIENT SAMPLE ID	LAB SAMPLE ID	LAB FILE ID	DATE ANALYZED	TIME ANALYZED
	STD1 460-377690/3	V45685.D	07/07/2016	03:38
	STD20 460-377690/4	V45686.D	07/07/2016	04:02
	STD100 460-377690/5	V45687.D	07/07/2016	04:26
	STD200 460-377690/6	V45688.D	07/07/2016	04:51
	STD50 460-377690/9	V45691.D	07/07/2016	06:17

FORM VI
GC/MS VOA BY INTERNAL STANDARD - INITIAL CALIBRATION DATA
CURVE EVALUATION

Lab Name: TestAmerica Edison Job No.: 460-117088-1 Analy Batch No.: 377690

SDG No.:

Instrument ID: CVOAMS7 GC Column: Rtx-624 ID: 0.25(mm) Heated Purge: (Y/N) N

Calibration Start Date: 07/07/2016 03:38 Calibration End Date: 07/07/2016 06:17 Calibration ID: 56633

Calibration Files:

LEVEL:	LAB SAMPLE ID:	LAB FILE ID:
Level 1	STD1 460-377690/3	V45685.D
Level 2	STD20 460-377690/4	V45686.D
Level 3	STD50 460-377690/9	V45691.D
Level 4	STD100 460-377690/5	V45687.D
Level 5	STD200 460-377690/6	V45688.D

ANALYTE	RRF					CURVE TYPE	COEFFICIENT			#	MIN RRF	%RSD	#	MAX %RSD	R^2 OR COD	#	MIN R^2 OR COD
	LVL 1	LVL 2	LVL 3	LVL 4	LVL 5		B	M1	M2								
Freon 115	0.1075	0.1850	0.1843	0.2052	0.2094	Ave		0.1783			0.0100	23.1		100.0			
Chlorotrifluoromethane	0.3066	0.4014	0.3838	0.4615	0.4582	Ave		0.4023			0.0100	15.8		100.0			
Chlorotrifluoroethene	0.4766	0.4743	0.5185	0.5791	0.6125	Ave		0.5322			0.0100	11.6		100.0			
Freon 152a	1.9455	1.6223	1.6183	1.7841	1.8071	Ave		1.7555			0.0100	7.9		100.0			
Dichlorodifluoromethane	1.4323	1.3006	1.2226	1.2409	1.1838	Ave		1.2760			0.0100	7.6		100.0			
Chlorodifluoromethane	3.4231	2.2348	2.0876	2.2810	2.3244	Ave		2.4702			0.0100	21.9		100.0			
Chloromethane	2.3433	2.0461	1.9831	2.0555	2.1495	Ave		2.1155			0.0100	6.6		100.0			
Vinyl chloride	1.9618	1.6858	1.8242	1.8076	1.9872	Ave		1.8533			0.1000	6.6		20.5			
Bromomethane	0.9232	0.9412	1.0731	1.0159	1.1267	Ave		1.0160			0.1000	8.5		20.5			
Chloroethane	1.4824	1.1213	1.1630	1.1733	1.2158	Ave		1.2312			0.0100	11.7		100.0			
Freon 11	2.8303	2.9652	2.6932	2.8110	2.5257	Ave		2.7651			0.0100	6.0		100.0			
1,2-Dichloro-1,1,2-trifluoroethane	2.0637	1.6118	1.5594	1.7476	1.7419	Ave		1.7449			0.0100	11.2		100.0			
Freon 123	2.3226	1.9259	1.9501	2.1080	2.1092	Ave		2.0832			0.0100	7.6		100.0			
1,1,2-Trichloro-1,2,2-trifluoroethane	1.2595	1.5198	1.3514	1.4744	1.3176	Ave		1.3845			0.0100	7.9		100.0			
1,1-Dichloroethene	1.5093	1.3364	1.5067	1.4851	1.5658	Ave		1.4807			0.1000	5.8		20.5			
Acetone	1.5190	0.5344	0.5657	0.6761	0.6509	Ave		0.7892			0.0100	52.2		100.0			
Carbon disulfide	5.7008	4.2982	4.5925	4.6170	4.7095	Ave		4.7836			0.0100	11.2		100.0			
Methyl acetate	1.5235	1.6206	1.5755	1.5887	1.5910	Ave		1.5799			0.0100	2.3		100.0			
Methylene Chloride	2.2179	1.9341	1.8917	1.8664	1.8392	Ave		1.9499			0.0100	7.9		100.0			
Methyl tert-butyl ether	5.1754	5.7826	5.9839	6.1124	6.0593	Ave		5.8227			0.0100	6.6		100.0			
trans-1,2-Dichloroethene	1.9227	1.6757	1.7137	1.7072	1.7761	Ave		1.7591			0.0100	5.6		100.0			
1,1-Dichloroethane	3.1086	2.9843	2.9178	2.9362	2.9989	Ave		2.9892			0.2000	2.5		20.5			
cis-1,2-Dichloroethene	1.8716	1.9163	1.9267	1.9641	2.0181	Ave		1.9393			0.0100	2.8		100.0			
Methyl ethyl ketone (MEK)	1.0068	0.8191	0.8953	0.9413	0.9437	Ave		0.9212			0.0100	7.5		100.0			
Chloroform	3.5800	3.3244	3.3493	3.4124	3.4204	Ave		3.4173			0.2000	2.9		20.5			
Cyclohexane	0.3222	0.3780	0.3807	0.4027	0.3625	Ave		0.3692			0.0100	8.1		100.0			
1,1,1-Trichloroethane	0.6554	0.4962	0.5268	0.5437	0.5568	Ave		0.5558			0.1000	10.8		20.5			
Carbon tetrachloride	0.3826	0.3199	0.3841	0.4172	0.4474	Ave		0.3902			0.1000	12.2		20.5			
Benzene	1.2749	1.1981	1.2005	1.2340	1.2595	Ave		1.2334			0.5000	2.8		20.5			
1,2-Dichloroethane	2.7287	2.8295	2.8251	2.8581	2.8426	Ave		2.8168			0.1000	1.8		20.5			
Trichloroethene	0.4151	0.3378	0.3462	0.3628	0.3647	Ave		0.3653			0.3000	8.2		20.5			
Methylcyclohexane	0.3325	0.4174	0.4115	0.4363	0.3840	Ave		0.3964			0.0100	10.2		100.0			

Note: The m1 coefficient is the same as Ave RRF for an Ave curve type.

FORM VI
GC/MS VOA BY INTERNAL STANDARD - INITIAL CALIBRATION DATA
CURVE EVALUATION

Lab Name: TestAmerica Edison Job No.: 460-117088-1 Analy Batch No.: 377690

SDG No.:

Instrument ID: CVOAMS7 GC Column: Rtx-624 ID: 0.25(mm) Heated Purge: (Y/N) N

Calibration Start Date: 07/07/2016 03:38 Calibration End Date: 07/07/2016 06:17 Calibration ID: 56633

ANALYTE	RRF					CURVE TYPE	COEFFICIENT			#	MIN RRF	%RSD	#	MAX %RSD	R^2 OR COD	#	MIN R^2 OR COD
	LVL 1	LVL 2	LVL 3	LVL 4	LVL 5		B	M1	M2								
1,2-Dichloropropane	0.3428	0.2931	0.2920	0.3064	0.3052	Ave		0.3079			0.0100	6.7		100.0			
Bromodichloromethane	0.4590	0.4522	0.4630	0.4738	0.4710	Ave		0.4638			0.2000	1.9		20.5			
cis-1,3-Dichloropropene	0.4808	0.4895	0.5259	0.5460	0.5482	Ave		0.5181			0.2000	6.1		20.5			
Methyl isobutyl ketone (MIBK)	0.3140	0.3111	0.3182	0.3261	0.3390	Ave		0.3217			0.0100	3.5		100.0			
Toluene	1.3688	1.4064	1.3553	1.4258	1.4635	Ave		1.4039			0.4000	3.1		20.5			
trans-1,3-Dichloropropene	0.4518	0.4807	0.5001	0.5348	0.5436	Ave		0.5022			0.1000	7.6		20.5			
1,1,2-Trichloroethane	0.3102	0.3232	0.3236	0.3384	0.3375	Ave		0.3266			0.1000	3.6		20.5			
Tetrachloroethene	0.4335	0.2867	0.2918	0.3189	0.3376	Ave		0.3337			0.2000	17.8		20.5			
2-Hexanone	0.1987	0.2059	0.2115	0.2210	0.2357	Ave		0.2145			0.0100	6.7		100.0			
Dibromochloromethane	0.4784	0.4604	0.4555	0.4732	0.4807	Ave		0.4696			0.1000	2.4		20.5			
1,2-Dibromoethane	0.3378	0.3656	0.3653	0.3667	0.3713	Ave		0.3613			0.0100	3.7		100.0			
Chlorobenzene	1.0610	0.9944	0.9655	0.9949	1.0031	Ave		1.0038			0.5000	3.5		20.5			
Ethylbenzene	0.5285	0.4784	0.4640	0.4910	0.5076	Ave		0.4939			0.1000	5.1		20.5			
m&p-Xylene	1.2290	1.1969	1.1832	1.2583	1.3180	Ave		0.6045			0.3000	5.8		100.0			
o-Xylene	0.5608	0.5901	0.5917	0.6314	0.6485	Ave		0.6045			0.3000	5.8		100.0			
Styrene	0.8770	1.0270	1.0476	1.1144	1.1413	Ave		1.0414			0.3000	9.9		20.5			
Bromoform	0.2912	0.3365	0.3550	0.3750	0.3815	Ave		0.3478			0.1000	10.4		20.5			
Isopropylbenzene	1.2526	1.5058	1.5028	1.5140	1.4366	Ave		1.4424			0.0100	7.7		100.0			
1,1,2,2-Tetrachloroethane	0.4400	0.4614	0.4514	0.4542	0.4711	Ave		0.4556			0.3000	2.5		20.5			
1,3-Dichlorobenzene	0.6381	0.8031	0.8107	0.8034	0.7780	Ave		0.7667			0.6000	9.5		20.5			
1,4-Dichlorobenzene	0.6677	0.8065	0.8307	0.8329	0.8079	Ave		0.7891			0.5000	8.7		20.5			
1,2-Dichlorobenzene	0.6702	0.7890	0.7948	0.7868	0.7686	Ave		0.7619			0.4000	6.8		20.5			
1,2-Dibromo-3-Chloropropane	0.0919	0.0868	0.0876	0.0900	0.0913	Ave		0.0895			0.0100	2.5		100.0			
1,2,4-Trichlorobenzene	0.3886	0.3857	0.4146	0.4172	0.4058	Ave		0.4024			0.2000	3.6		20.5			
1,2-Dichloroethane-d4 (Surr)	1.6863	1.5864	1.3825	1.7910	1.8249	Ave		1.6542			0.0100	10.8		100.0			
Toluene-d8 (Surr)	0.7372	0.7564	0.6860	0.8020	0.8083	Ave		0.7580			0.0100	6.6		100.0			
Bromofluorobenzene	0.5302	0.4353	0.4680	0.4822	0.4801	Ave		0.4792			0.2000	7.1		20.5			

Note: The m1 coefficient is the same as Ave RRF for an Ave curve type.

FORM V
GC/MS VOA INSTRUMENT PERFORMANCE CHECK
BROMOFLUOROBENZENE (BFB)

Lab Name: TestAmerica Edison Job No.: 460-117088-1

SDG No.:

Lab File ID: V45926.D BFB Injection Date: 07/19/2016

Instrument ID: CVOAMS7 BFB Injection Time: 20:39

Analysis Batch No.: 379918

M/E	ION ABUNDANCE CRITERIA	% RELATIVE ABUNDANCE	
50	8.0 - 40.0% of mass 95	17.1	
75	30.0 - 66.0% of mass 95	49.1	
95	Base peak, 100% relative abundance	100.0	
96	5.0 - 9.0% of mass 95	6.5	
173	Less than 2.0% of mass 174	1.7	(1.5) 1
174	50.0 - 120.0% of mass 95	113.9	
175	4.0 - 9.0 % of mass 174	8.4	(7.3) 1
176	93.0 - 101.0% of mass 174	107.5	(94.3) 1
177	5.0 - 9.0% of mass 176	6.7	(6.2) 2

1-Value is % mass 174 2-Value is % mass 176

THIS CHECK APPLIES TO THE FOLLOWING SAMPLES, MS, MSD, BLANKS AND STANDARDS:

CLIENT SAMPLE ID	LAB SAMPLE ID	LAB FILE ID	DATE ANALYZED	TIME ANALYZED
	CCVIS 460-379918/3	V45928.D	07/19/2016	21:27
	LCS 460-379918/4	V45929.D	07/19/2016	21:50
	MB 460-379918/8	V45933.D	07/19/2016	23:24
QC-TB071416	460-117088-5	V45935.D	07/20/2016	00:10
QC-EB071416	460-117088-6	V45936.D	07/20/2016	00:33
	460-117087-A-15 MS	V45947.D	07/20/2016	04:45
	460-117087-A-15 MSD	V45948.D	07/20/2016	05:08
MW-24GL-XX	460-117088-1	V45952.D	07/20/2016	06:43
MW-27MI-XX	460-117088-2	V45953.D	07/20/2016	07:06

FORM VII
GC/MS VOA CONTINUING CALIBRATION DATA

Lab Name: TestAmerica Edison Job No.: 460-117088-1

SDG No.:

Lab Sample ID: CCVIS 460-379918/3 Calibration Date: 07/19/2016 21:27

Instrument ID: CVOAMS7 Calib Start Date: 07/07/2016 03:38

GC Column: Rtx-624 ID: 0.25(mm) Calib End Date: 07/07/2016 06:17

Lab File ID: V45928.D Conc. Units: ug/L Heated Purge: (Y/N) N

ANALYTE	CURVE TYPE	AVE RRF	RRF	MIN RRF	CALC AMOUNT	SPIKE AMOUNT	%D	MAX %D
Chlorotrifluoromethane	Ave	0.4023	0.4297		53.4	50.0	6.8	
Freon 115	Ave	0.1783	0.2236		62.7	50.0	25.4	
Chlorotrifluoroethene	Ave	0.5322	0.6356		59.7	50.0	19.4	
Freon 152a	Ave	1.755	1.649		47.0	50.0	-6.1	
Dichlorodifluoromethane	Ave	1.276	1.300	0.0100	50.9	50.0	1.9	
Chlorodifluoromethane	Ave	2.470	2.223		45.0	50.0	-10.0	
Chloromethane	Ave	2.115	1.716	0.0100	40.5	50.0	-18.9	
Vinyl chloride	Ave	1.853	1.572	0.1000	42.4	50.0	-15.2	25.0
Bromomethane	Ave	1.016	0.9435	0.1000	46.4	50.0	-7.1	25.0
Chloroethane	Ave	1.231	0.9194	0.0100	37.3	50.0	-25.3	
Freon 11	Ave	2.765	2.673	0.0100	48.3	50.0	-3.3	
1,2-Dichloro-1,1,2-trifluoro ethane	Ave	1.745	1.823		52.2	50.0	4.5	
Freon 123	Ave	2.083	1.904		45.7	50.0	-8.6	
1,1,2-Trichloro-1,2,2-triflu oroethane	Ave	1.385	1.439	0.0100	52.0	50.0	3.9	
1,1-Dichloroethene	Ave	1.481	1.328	0.1000	44.9	50.0	-10.3	25.0
Acetone	Ave	0.7892	0.3786	0.0100	24.0	50.0	-52.0	
Carbon disulfide	Ave	4.784	3.849	0.0100	40.2	50.0	-19.5	
Methyl acetate	Ave	1.580	0.9130	0.0100	28.9	50.0	-42.2	
Methylene Chloride	Ave	1.950	1.438	0.0100	36.9	50.0	-26.2	
Methyl tert-butyl ether	Ave	5.823	4.136	0.0100	35.5	50.0	-29.0	
trans-1,2-Dichloroethene	Ave	1.759	1.376	0.0100	39.1	50.0	-21.8	
1,1-Dichloroethane	Ave	2.989	2.477	0.2000	41.4	50.0	-17.1	25.0
cis-1,2-Dichloroethene	Ave	1.939	1.606	0.0100	41.4	50.0	-17.2	
Methyl ethyl ketone (MEK)	Ave	0.9212	0.5315	0.0100	28.8	50.0	-42.3	
Chloroform	Ave	3.417	2.821	0.2000	41.3	50.0	-17.5	25.0
Cyclohexane	Ave	0.3692	0.4142	0.0100	56.1	50.0	12.2	
1,1,1-Trichloroethane	Ave	0.5558	0.5206	0.1000	46.8	50.0	-6.3	25.0
Carbon tetrachloride	Ave	0.3902	0.4405	0.1000	56.4	50.0	12.9	25.0
Benzene	Ave	1.233	1.151	0.5000	46.6	50.0	-6.7	25.0
1,2-Dichloroethane	Ave	2.817	2.287	0.1000	40.6	50.0	-18.8	25.0
Trichloroethene	Ave	0.3653	0.3808	0.3000	52.1	50.0	4.2	25.0
Methylcyclohexane	Ave	0.3964	0.4427	0.0100	55.8	50.0	11.7	
1,2-Dichloropropane	Ave	0.3079	0.2798	0.0100	45.4	50.0	-9.1	
Bromodichloromethane	Ave	0.4638	0.4523	0.2000	48.8	50.0	-2.5	25.0
cis-1,3-Dichloropropene	Ave	0.5181	0.4858	0.2000	46.9	50.0	-6.2	25.0
Methyl isobutyl ketone (MIBK)	Ave	0.3217	0.2356	0.0100	36.6	50.0	-26.8	
Toluene	Ave	1.404	1.360	0.4000	48.4	50.0	-3.1	25.0
trans-1,3-Dichloropropene	Ave	0.5022	0.4585	0.1000	45.6	50.0	-8.7	25.0
1,1,2-Trichloroethane	Ave	0.3266	0.3084	0.1000	47.2	50.0	-5.6	25.0

FORM VII
GC/MS VOA CONTINUING CALIBRATION DATA

Lab Name: TestAmerica Edison Job No.: 460-117088-1

SDG No.:

Lab Sample ID: CCVIS 460-379918/3 Calibration Date: 07/19/2016 21:27

Instrument ID: CVOAMS7 Calib Start Date: 07/07/2016 03:38

GC Column: Rtx-624 ID: 0.25(mm) Calib End Date: 07/07/2016 06:17

Lab File ID: V45928.D Conc. Units: ug/L Heated Purge: (Y/N) N

ANALYTE	CURVE TYPE	AVE RRF	RRF	MIN RRF	CALC AMOUNT	SPIKE AMOUNT	%D	MAX %D
Tetrachloroethene	Ave	0.3337	0.3406	0.2000	51.0	50.0	2.1	25.0
2-Hexanone	Ave	0.2145	0.1441	0.0100	33.6	50.0	-32.8	
Dibromochloromethane	Ave	0.4696	0.4253	0.1000	45.3	50.0	-9.4	25.0
1,2-Dibromoethane	Ave	0.3613	0.3425	0.0100	47.4	50.0	-5.2	
Chlorobenzene	Ave	1.004	0.9551	0.5000	47.6	50.0	-4.9	25.0
Ethylbenzene	Ave	0.4939	0.4622	0.1000	46.8	50.0	-6.4	25.0
m&p-Xylene	Ave	1.237	1.177	0.3000	97.4	50.0	-4.9	
o-Xylene	Ave	0.6045	0.5717	0.3000	47.3	50.0	-5.4	
Styrene	Ave	1.041	1.023	0.3000	49.1	50.0	-1.8	25.0
Bromoform	Ave	0.3478	0.3037	0.1000	43.7	50.0	-12.7	25.0
Isopropylbenzene	Ave	1.442	1.372	0.0100	47.6	50.0	-4.9	
1,1,2,2-Tetrachloroethane	Ave	0.4556	0.3893	0.3000	42.7	50.0	-14.6	25.0
1,3-Dichlorobenzene	Ave	0.7667	0.7681	0.6000	50.1	50.0	0.2	25.0
1,4-Dichlorobenzene	Ave	0.7891	0.8028	0.5000	50.9	50.0	1.7	25.0
1,2-Dichlorobenzene	Ave	0.7619	0.7576	0.4000	49.7	50.0	-0.6	25.0
1,2-Dibromo-3-Chloropropane	Ave	0.0895	0.0634	0.0100	35.4	50.0	-29.2	
1,2,4-Trichlorobenzene	Ave	0.4024	0.4242	0.2000	52.7	50.0	5.4	25.0
1,2-Dichloroethane-d4 (Surr)	Ave	1.654	1.206	0.0100	36.5	50.0	-27.1	
Toluene-d8 (Surr)	Ave	0.7580	0.6304	0.0100	41.6	50.0	-16.8	
Bromofluorobenzene	Ave	0.4792	0.4611	0.2000	48.1	50.0	-3.8	25.0

FORM V
GC/MS VOA INSTRUMENT PERFORMANCE CHECK
BROMOFLUOROBENZENE (BFB)

Lab Name: TestAmerica Edison Job No.: 460-117088-1

SDG No.:

Lab File ID: V45957.D BFB Injection Date: 07/20/2016

Instrument ID: CVOAMS7 BFB Injection Time: 19:36

Analysis Batch No.: 380141

M/E	ION ABUNDANCE CRITERIA	% RELATIVE ABUNDANCE	
50	8.0 - 40.0% of mass 95	16.3	
75	30.0 - 66.0% of mass 95	50.8	
95	Base peak, 100% relative abundance	100.0	
96	5.0 - 9.0% of mass 95	6.0	
173	Less than 2.0% of mass 174	1.4	(1.2) 1
174	50.0 - 120.0% of mass 95	115.5	
175	4.0 - 9.0 % of mass 174	8.8	(7.6) 1
176	93.0 - 101.0% of mass 174	114.6	(99.2) 1
177	5.0 - 9.0% of mass 176	8.2	(7.2) 2

1-Value is % mass 174 2-Value is % mass 176

THIS CHECK APPLIES TO THE FOLLOWING SAMPLES, MS, MSD, BLANKS AND STANDARDS:

CLIENT SAMPLE ID	LAB SAMPLE ID	LAB FILE ID	DATE ANALYZED	TIME ANALYZED
	CCVIS 460-380141/3	V45959.D	07/20/2016	20:27
	LCS 460-380141/4	V45960.D	07/20/2016	20:50
	MB 460-380141/8	V45964.D	07/20/2016	22:21
MW-3GL-XX	460-117088-3	V45965.D	07/20/2016	22:44
MW-3ML-XX	460-117088-4	V45966.D	07/20/2016	23:07
MW-2GL-XX	460-117088-7	V45967.D	07/20/2016	23:30
MW-2MI-XX	460-117088-8	V45968.D	07/20/2016	23:53
MW-47ML-XX	460-117088-9	V45969.D	07/21/2016	00:16
MW-47MI-XX	460-117088-10	V45970.D	07/21/2016	00:39
MW-503-XX	460-117088-11	V45971.D	07/21/2016	01:02
MW-29GL-XX	460-117088-13	V45976.D	07/21/2016	03:22
MW-29MI-XX	460-117088-12	V45977.D	07/21/2016	03:45
MW-29GL-XX MS	460-117088-13 MS	V45980.D	07/21/2016	04:54
MW-29GL-XX MSD	460-117088-13 MSD	V45981.D	07/21/2016	05:17
	STOBLK 460-380141/29	V45985.D	07/21/2016	06:49

FORM VII
GC/MS VOA CONTINUING CALIBRATION DATA

Lab Name: TestAmerica Edison Job No.: 460-117088-1

SDG No.:

Lab Sample ID: CCVIS 460-380141/3 Calibration Date: 07/20/2016 20:27

Instrument ID: CVOAMS7 Calib Start Date: 07/07/2016 03:38

GC Column: Rtx-624 ID: 0.25(mm) Calib End Date: 07/07/2016 06:17

Lab File ID: V45959.D Conc. Units: ug/L Heated Purge: (Y/N) N

ANALYTE	CURVE TYPE	AVE RRF	RRF	MIN RRF	CALC AMOUNT	SPIKE AMOUNT	%D	MAX %D
Chlorotrifluoromethane	Ave	0.4023	0.3836		47.7	50.0	-4.6	
Freon 115	Ave	0.1783	0.2014		56.5	50.0	13.0	
Chlorotrifluoroethene	Ave	0.5322	0.6147		57.8	50.0	15.5	
Freon 152a	Ave	1.755	1.602		45.6	50.0	-8.8	
Dichlorodifluoromethane	Ave	1.276	1.324	0.0100	51.9	50.0	3.7	
Chlorodifluoromethane	Ave	2.470	2.247		45.5	50.0	-9.0	
Chloromethane	Ave	2.115	1.811	0.0100	42.8	50.0	-14.4	
Vinyl chloride	Ave	1.853	1.538	0.1000	41.5	50.0	-17.0	25.0
Bromomethane	Ave	1.016	1.003	0.1000	49.4	50.0	-1.2	25.0
Chloroethane	Ave	1.231	0.9155	0.0100	37.2	50.0	-25.6	
Freon 11	Ave	2.765	2.488	0.0100	45.0	50.0	-10.0	
1,2-Dichloro-1,1,2-trifluoro ethane	Ave	1.745	1.793		51.4	50.0	2.8	
Freon 123	Ave	2.083	1.802		43.2	50.0	-13.5	
1,1,2-Trichloro-1,2,2-triflu oroethane	Ave	1.385	1.259	0.0100	45.5	50.0	-9.1	
1,1-Dichloroethene	Ave	1.481	1.291	0.1000	43.6	50.0	-12.8	25.0
Acetone	Ave	0.7892	0.3909	0.0100	24.8	50.0	-50.5	
Carbon disulfide	Ave	4.784	3.705	0.0100	38.7	50.0	-22.5	
Methyl acetate	Ave	1.580	0.9229	0.0100	29.2	50.0	-41.6	
Methylene Chloride	Ave	1.950	1.567	0.0100	40.2	50.0	-19.6	
Methyl tert-butyl ether	Ave	5.823	4.281	0.0100	36.8	50.0	-26.5	
trans-1,2-Dichloroethene	Ave	1.759	1.386	0.0100	39.4	50.0	-21.2	
1,1-Dichloroethane	Ave	2.989	2.478	0.2000	41.4	50.0	-17.1	25.0
cis-1,2-Dichloroethene	Ave	1.939	1.640	0.0100	42.3	50.0	-15.4	
Methyl ethyl ketone (MEK)	Ave	0.9212	0.5426	0.0100	29.4	50.0	-41.1	
Chloroform	Ave	3.417	2.898	0.2000	42.4	50.0	-15.2	25.0
Cyclohexane	Ave	0.3692	0.3546	0.0100	48.0	50.0	-4.0	
1,1,1-Trichloroethane	Ave	0.5558	0.5095	0.1000	45.8	50.0	-8.3	25.0
Carbon tetrachloride	Ave	0.3902	0.4069	0.1000	52.1	50.0	4.3	25.0
Benzene	Ave	1.233	1.131	0.5000	45.9	50.0	-8.3	25.0
1,2-Dichloroethane	Ave	2.817	2.395	0.1000	42.5	50.0	-15.0	25.0
Trichloroethene	Ave	0.3653	0.3705	0.3000	50.7	50.0	1.4	25.0
Methylcyclohexane	Ave	0.3964	0.3748	0.0100	47.3	50.0	-5.4	
1,2-Dichloropropane	Ave	0.3079	0.2739	0.0100	44.5	50.0	-11.0	
Bromodichloromethane	Ave	0.4638	0.4607	0.2000	49.7	50.0	-0.7	25.0
cis-1,3-Dichloropropene	Ave	0.5181	0.4778	0.2000	46.1	50.0	-7.8	25.0
Methyl isobutyl ketone (MIBK)	Ave	0.3217	0.2205	0.0100	34.3	50.0	-31.5	
Toluene	Ave	1.404	1.321	0.4000	47.1	50.0	-5.9	25.0
trans-1,3-Dichloropropene	Ave	0.5022	0.4585	0.1000	45.6	50.0	-8.7	25.0
1,1,2-Trichloroethane	Ave	0.3266	0.3086	0.1000	47.2	50.0	-5.5	25.0

FORM VII
GC/MS VOA CONTINUING CALIBRATION DATA

Lab Name: TestAmerica Edison Job No.: 460-117088-1

SDG No.:

Lab Sample ID: CCVIS 460-380141/3 Calibration Date: 07/20/2016 20:27

Instrument ID: CVOAMS7 Calib Start Date: 07/07/2016 03:38

GC Column: Rtx-624 ID: 0.25(mm) Calib End Date: 07/07/2016 06:17

Lab File ID: V45959.D Conc. Units: ug/L Heated Purge: (Y/N) N

ANALYTE	CURVE TYPE	AVE RRF	RRF	MIN RRF	CALC AMOUNT	SPIKE AMOUNT	%D	MAX %D
Tetrachloroethene	Ave	0.3337	0.3187	0.2000	47.8	50.0	-4.5	25.0
2-Hexanone	Ave	0.2145	0.1427	0.0100	33.3	50.0	-33.5	
Dibromochloromethane	Ave	0.4696	0.4264	0.1000	45.4	50.0	-9.2	25.0
1,2-Dibromoethane	Ave	0.3613	0.3397	0.0100	47.0	50.0	-6.0	
Chlorobenzene	Ave	1.004	0.9453	0.5000	47.1	50.0	-5.8	25.0
Ethylbenzene	Ave	0.4939	0.4417	0.1000	44.7	50.0	-10.6	25.0
m&p-Xylene	Ave	1.237	1.141	0.3000	94.4	50.0	-7.8	
o-Xylene	Ave	0.6045	0.5605	0.3000	46.4	50.0	-7.3	
Styrene	Ave	1.041	0.9802	0.3000	47.1	50.0	-5.9	25.0
Bromoform	Ave	0.3478	0.3077	0.1000	44.2	50.0	-11.5	25.0
Isopropylbenzene	Ave	1.442	1.331	0.0100	46.2	50.0	-7.7	
1,1,2,2-Tetrachloroethane	Ave	0.4556	0.3876	0.3000	42.5	50.0	-14.9	25.0
1,3-Dichlorobenzene	Ave	0.7667	0.7650	0.6000	49.9	50.0	-0.2	25.0
1,4-Dichlorobenzene	Ave	0.7891	0.7929	0.5000	50.2	50.0	0.5	25.0
1,2-Dichlorobenzene	Ave	0.7619	0.7608	0.4000	49.9	50.0	-0.1	25.0
1,2-Dibromo-3-Chloropropane	Ave	0.0895	0.0626	0.0100	35.0	50.0	-30.0	
1,2,4-Trichlorobenzene	Ave	0.4024	0.4022	0.2000	50.0	50.0	-0.0	25.0
1,2-Dichloroethane-d4 (Surr)	Ave	1.654	1.234	0.0100	37.3	50.0	-25.4	
Toluene-d8 (Surr)	Ave	0.7580	0.6313	0.0100	41.7	50.0	-16.7	
Bromofluorobenzene	Ave	0.4792	0.4565	0.2000	47.6	50.0	-4.7	25.0

FORM IV
HPLC/IC METHOD BLANK SUMMARY

Lab Name: TestAmerica Pittsburgh Job No.: 460-117088-1

SDG No.:

Lab File ID: A-ICS2100 A 07-21-2016-6.d Lab Sample ID: MB 180-182466/6

Matrix: Water Date Extracted:

Instrument ID: CHIC2100A Date Analyzed: 07/21/2016 08:10

Level:(Low/Med) Low

THIS METHOD BLANK APPLIES TO THE FOLLOWING SAMPLES:

CLIENT SAMPLE ID	LAB SAMPLE ID	LAB FILE ID	DATE ANALYZED
	CCB 180-182466/4	A-ICS2100 A 07-21-2016-4.d	07/21/2016 07:39
	LCS 180-182466/5	A-ICS2100 A 07-21-2016-5.d	07/21/2016 07:54
MW-27MI-XX	460-117088-2	A-ICS2100 A 07-21-2016-11.d	07/21/2016 09:40
QC-EB071416	460-117088-6	A-ICS2100 A 07-21-2016-12.d	07/21/2016 09:55
	CCB 180-182466/16	A-ICS2100 A 07-21-2016-16.d	07/21/2016 10:58
MW-29GL-XX	460-117088-13	A-ICS2100 A 07-21-2016-17.d	07/21/2016 11:45
MW-29GL-XX MS	460-117088-13 MS	A-ICS2100 A 07-21-2016-18.d	07/21/2016 12:36
MW-29GL-XX MSD	460-117088-13 MSD	A-ICS2100 A 07-21-2016-19.d	07/21/2016 13:03
	CCB 180-182466/28	A-ICS2100 A 07-21-2016-28.d	07/21/2016 16:10
MW-503-XX	460-117088-11	A-ICS2100 A 07-21-2016-29.d	07/21/2016 16:28
MW-24GL-XX	460-117088-1	A-ICS2100 A 07-21-2016-30.d	07/21/2016 16:45
MW-29MI-XX	460-117088-12	A-ICS2100 A 07-21-2016-31.d	07/21/2016 17:02
	CCB 180-182466/33	A-ICS2100 A 07-21-2016-33.d	07/21/2016 17:37

FORM I
HPLC/IC ORGANICS ANALYSIS DATA SHEET

Lab Name: TestAmerica Pittsburgh
Job No.: 460-117088-1
SDG No.:
Client Sample ID:
Lab Sample ID: MB 180-182466/6
Matrix: Water
Lab File ID: A-ICS2100 A 07-21-2016-6.d
Analysis Method: 300.0
Date Collected:
Extraction Method:
Date Extracted:
Sample wt/vol: 1(mL)
Date Analyzed: 07/21/2016 08:10
Con. Extract Vol.:
Dilution Factor: 1
Injection Volume: 25(mL)
GC Column: AS-18 ID:
% Moisture:
GPC Cleanup:(Y/N) N
Analysis Batch No.: 182466
Units: mg/L

CAS NO.	COMPOUND NAME	RESULT	Q	RL	MDL
24959-67-9	Bromide	0.0025	U	0.0025	0.00045

FORM III
HPLC/IC LAB CONTROL SAMPLE RECOVERY

Lab Name: TestAmerica Pittsburgh Job No.: 460-117088-1

SDG No.:

Matrix: Water Level: Low Lab File ID: A-ICS2100 A 07-21-2016-5.d

Lab ID: LCS 180-182466/5 Client ID:

COMPOUND	SPIKE ADDED (mg/L)	LCS CONCENTRATION (mg/L)	LCS % REC	QC LIMITS REC	#
Bromide	0.100	0.105	105	90-110	

Column to be used to flag recovery and RPD values

FORM III 300.0

FORM III
HPLC/IC MATRIX SPIKE RECOVERY

Lab Name: TestAmerica Pittsburgh Job No.: 460-117088-1

SDG No.:

Matrix: Water Level: Low Lab File ID: A-ICS2100 A 07-21-2016-18.d

Lab ID: 460-117088-13 MS Client ID: MW-29GL-XX MS

COMPOUND	SPIKE ADDED (mg/L)	SAMPLE CONCENTRATION (mg/L)	MS CONCENTRATION (mg/L)	MS % REC	QC LIMITS REC	#
Bromide	1.25	1.0	2.368	110	80-120	

Column to be used to flag recovery and RPD values

FORM III 300.0

FORM III
HPLC/IC MATRIX SPIKE DUPLICATE RECOVERY

Lab Name: TestAmerica Pittsburgh Job No.: 460-117088-1

SDG No.:

Matrix: Water Level: Low Lab File ID: A-ICS2100 A 07-21-2016-19.d

Lab ID: 460-117088-13 MSD Client ID: MW-29GL-XX MSD

COMPOUND	SPIKE ADDED (mg/L)	MSD CONCENTRATION (mg/L)	MSD % REC	% RPD	QC LIMITS		#
					RPD	REC	
Bromide	1.25	2.481	119	5	20	80-120	

Column to be used to flag recovery and RPD values

FORM III 300.0

HPLC/IC ANALYSIS RUN LOG

Lab Name: TestAmerica Pittsburgh Job No.: 460-117088-1

SDG No.:

Instrument ID: CHIC2100A Start Date: 07/18/2016 08:01

Analysis Batch Number: 182114 End Date: 07/18/2016 11:33

LAB SAMPLE ID	CLIENT SAMPLE ID	DATE ANALYZED	DILUTION FACTOR	LAB FILE ID	COLUMN ID
IC 180-182114/2		07/18/2016 08:01	1	A-ICS2100 A 07-18-2016-2.d	AS-18
IC 180-182114/3		07/18/2016 08:17	1	A-ICS2100 A 07-18-2016-3.d	AS-18
IC 180-182114/4		07/18/2016 08:33	1	A-ICS2100 A 07-18-2016-4.d	AS-18
IC 180-182114/5		07/18/2016 08:48	1	A-ICS2100 A 07-18-2016-5.d	AS-18
IC 180-182114/6		07/18/2016 09:06	1	A-ICS2100 A 07-18-2016-6.d	AS-18
IC 180-182114/7		07/18/2016 09:23	1	A-ICS2100 A 07-18-2016-7.d	AS-18
IC 180-182114/8		07/18/2016 09:40	1	A-ICS2100 A 07-18-2016-8.d	AS-18
RINSE 180-182114/9		07/18/2016 09:58	1		AS-18
RINSE 180-182114/10		07/18/2016 10:15	1		AS-18
ZZZZZ		07/18/2016 10:31	1		AS-18
ZZZZZ		07/18/2016 10:46	1		AS-18
ICV 180-182114/13		07/18/2016 11:02	1		AS-18
CCV 180-182114/14		07/18/2016 11:17	1		AS-18
CCB 180-182114/15		07/18/2016 11:33	1		AS-18

300.0

HPLC/IC ANALYSIS RUN LOG

Lab Name: TestAmerica Pittsburgh Job No.: 460-117088-1

SDG No.:

Instrument ID: CHIC2100A Start Date: 07/21/2016 06:12

Analysis Batch Number: 182466 End Date: 07/21/2016 17:37

LAB SAMPLE ID	CLIENT SAMPLE ID	DATE ANALYZED	DILUTION FACTOR	LAB FILE ID	COLUMN ID
RINSE 180-182466/1		07/21/2016 06:12	1		AS-18
ICV 180-182466/2		07/21/2016 06:28	1	A-ICS2100 A 07-21-2016-2.d	AS-18
CCV 180-182466/3		07/21/2016 07:15	1	A-ICS2100 A 07-21-2016-3.d	AS-18
CCB 180-182466/4		07/21/2016 07:39	1	A-ICS2100 A 07-21-2016-4.d	AS-18
LCS 180-182466/5		07/21/2016 07:54	1	A-ICS2100 A 07-21-2016-5.d	AS-18
MB 180-182466/6		07/21/2016 08:10	1	A-ICS2100 A 07-21-2016-6.d	AS-18
ZZZZZ		07/21/2016 08:25	5		AS-18
ZZZZZ		07/21/2016 08:41	1		AS-18
ZZZZZ		07/21/2016 09:08	1		AS-18
460-117088-1		07/21/2016 09:24	1	A-ICS2100 A 07-21-2016-10.d	AS-18
460-117088-2		07/21/2016 09:40	1	A-ICS2100 A 07-21-2016-11.d	AS-18
460-117088-6		07/21/2016 09:55	1	A-ICS2100 A 07-21-2016-12.d	AS-18
460-117088-11		07/21/2016 10:11	1	A-ICS2100 A 07-21-2016-13.d	AS-18
460-117088-12		07/21/2016 10:26	1	A-ICS2100 A 07-21-2016-14.d	AS-18
CCV 180-182466/15		07/21/2016 10:42	1	A-ICS2100 A 07-21-2016-15.d	AS-18
CCB 180-182466/16		07/21/2016 10:58	1	A-ICS2100 A 07-21-2016-16.d	AS-18
460-117088-13		07/21/2016 11:45	25	A-ICS2100 A 07-21-2016-17.d	AS-18
460-117088-13 MS		07/21/2016 12:36	25	A-ICS2100 A 07-21-2016-18.d	AS-18
460-117088-13 MSD		07/21/2016 13:03	25	A-ICS2100 A 07-21-2016-19.d	AS-18
ZZZZZ		07/21/2016 13:26	1		AS-18
ZZZZZ		07/21/2016 14:11	1		AS-18
ZZZZZ		07/21/2016 14:27	1		AS-18
ZZZZZ		07/21/2016 14:44	1		AS-18
ZZZZZ		07/21/2016 15:01	1		AS-18
ZZZZZ		07/21/2016 15:18	1		AS-18
ZZZZZ		07/21/2016 15:36	1		AS-18
CCV 180-182466/27		07/21/2016 15:53	1	A-ICS2100 A 07-21-2016-27.d	AS-18
CCB 180-182466/28		07/21/2016 16:10	1	A-ICS2100 A 07-21-2016-28.d	AS-18
460-117088-11		07/21/2016 16:28	10	A-ICS2100 A 07-21-2016-29.d	AS-18
460-117088-1		07/21/2016 16:45	5	A-ICS2100 A 07-21-2016-30.d	AS-18
460-117088-12		07/21/2016 17:02	5	A-ICS2100 A 07-21-2016-31.d	AS-18
CCV 180-182466/32		07/21/2016 17:19	1	A-ICS2100 A 07-21-2016-32.d	AS-18
CCB 180-182466/33		07/21/2016 17:37	1	A-ICS2100 A 07-21-2016-33.d	AS-18

300.0

FORM VI
HPLC/IC BY EXTERNAL STANDARD - INITIAL CALIBRATION DATA
CURVE EVALUATION

Lab Name: TestAmerica Pittsburgh Job No.: 460-117088-1 Analy Batch No.: 182114

SDG No.:

Instrument ID: CHIC2100A GC Column: AS-18 ID: Heated Purge: (Y/N) N

Calibration Start Date: 07/18/2016 08:01 Calibration End Date: 07/18/2016 09:40 Calibration ID: 31724

Calibration Files:

LEVEL:	LAB SAMPLE ID:	LAB FILE ID:
Level 1	IC 180-182114/2	A-ICS2100 A 07-18-2016-2.d
Level 2	IC 180-182114/3	A-ICS2100 A 07-18-2016-3.d
Level 3	IC 180-182114/4	A-ICS2100 A 07-18-2016-4.d
Level 4	IC 180-182114/5	A-ICS2100 A 07-18-2016-5.d
Level 5	IC 180-182114/6	A-ICS2100 A 07-18-2016-6.d
Level 6	IC 180-182114/7	A-ICS2100 A 07-18-2016-7.d
Level 7	IC 180-182114/8	A-ICS2100 A 07-18-2016-8.d

ANALYTE	CF				CURVE TYPE	COEFFICIENT			#	MIN CF	%RSD	#	MAX %RSD	R^2 OR COD	#	MIN R^2 OR COD
	LVL 1 LVL 5	LVL 2 LVL 6	LVL 3 LVL 7	LVL 4		B	M1	M2								
Bromide	27256000 22701100	22329600 24144210	21371800 25056575	22148440	LinF		24732616.3							0.9990		0.9950

Note: The m1 coefficient is the same as Ave CF for an Ave curve type.

FORM VII
HPLC/IC CONTINUING CALIBRATION DATA

Lab Name: TestAmerica Pittsburgh Job No.: 460-117088-1

SDG No.:

Lab Sample ID: ICV 180-182466/2 Calibration Date: 07/21/2016 06:28

Instrument ID: CHIC2100A Calib Start Date: 07/18/2016 08:01

GC Column: AS-18 ID: Calib End Date: 07/18/2016 09:40

Lab File ID: A-ICS2100 A 07-21-2016-2.d Conc. Units: mg/L

ANALYTE	CURVE TYPE	AVE CF	CF	MIN CF	CALC AMOUNT	SPIKE AMOUNT	%D	MAX %D
Bromide	LinF		23243940		0.0470	0.0500	-6.0	10.0

FORM VII 300.0

FORM VII
HPLC/IC CONTINUING CALIBRATION DATA

Lab Name: TestAmerica Pittsburgh Job No.: 460-117088-1

SDG No.:

Lab Sample ID: CCV 180-182466/3 Calibration Date: 07/21/2016 07:15

Instrument ID: CHIC2100A Calib Start Date: 07/18/2016 08:01

GC Column: AS-18 ID: Calib End Date: 07/18/2016 09:40

Lab File ID: A-ICS2100 A 07-21-2016-3.d Conc. Units: mg/L

ANALYTE	CURVE TYPE	AVE CF	CF	MIN CF	CALC AMOUNT	SPIKE AMOUNT	%D	MAX %D
Bromide	LinF		26345940		0.107	0.100	6.5	10.0

FORM VII 300.0

FORM VII
HPLC/IC CONTINUING CALIBRATION DATA

Lab Name: TestAmerica Pittsburgh Job No.: 460-117088-1

SDG No.:

Lab Sample ID: CCV 180-182466/15 Calibration Date: 07/21/2016 10:42

Instrument ID: CHIC2100A Calib Start Date: 07/18/2016 08:01

GC Column: AS-18 ID: Calib End Date: 07/18/2016 09:40

Lab File ID: A-ICS2100 A 07-21-2016-15.d Conc. Units: mg/L

ANALYTE	CURVE TYPE	AVE CF	CF	MIN CF	CALC AMOUNT	SPIKE AMOUNT	%D	MAX %D
Bromide	LinF		25300800		0.102	0.100	2.3	10.0

FORM VII 300.0

FORM VII
HPLC/IC CONTINUING CALIBRATION DATA

Lab Name: TestAmerica Pittsburgh Job No.: 460-117088-1

SDG No.:

Lab Sample ID: CCV 180-182466/27 Calibration Date: 07/21/2016 15:53

Instrument ID: CHIC2100A Calib Start Date: 07/18/2016 08:01

GC Column: AS-18 ID: Calib End Date: 07/18/2016 09:40

Lab File ID: A-ICS2100 A 07-21-2016-27.d Conc. Units: mg/L

ANALYTE	CURVE TYPE	AVE CF	CF	MIN CF	CALC AMOUNT	SPIKE AMOUNT	%D	MAX %D
Bromide	LinF		26840000		0.109	0.100	8.5	10.0

FORM VII 300.0

FORM VII
HPLC/IC CONTINUING CALIBRATION DATA

Lab Name: TestAmerica Pittsburgh Job No.: 460-117088-1

SDG No.:

Lab Sample ID: CCV 180-182466/32 Calibration Date: 07/21/2016 17:19

Instrument ID: CHIC2100A Calib Start Date: 07/18/2016 08:01

GC Column: AS-18 ID: Calib End Date: 07/18/2016 09:40

Lab File ID: A-ICS2100 A 07-21-2016-32.d Conc. Units: mg/L

ANALYTE	CURVE TYPE	AVE CF	CF	MIN CF	CALC AMOUNT	SPIKE AMOUNT	%D	MAX %D
Bromide	LinF		27157870		0.110	0.100	9.8	10.0

FORM VII 300.0

COVER PAGE
GENERAL CHEMISTRY

Lab Name: TestAmerica Edison Job Number: 460-117088-1

SDG No.:

Project: LMC Great Neck Groundwater Monitoring

Client Sample ID	Lab Sample ID
MW-24GL-XX	460-117088-1
MW-27MI-XX	460-117088-2
QC-EB071416	460-117088-6
MW-503-XX	460-117088-11
MW-29MI-XX	460-117088-12
MW-29GL-XX	460-117088-13

Comments:

9-IN
DETECTION LIMITS
GENERAL CHEMISTRY

Lab Name: TestAmerica Edison Job Number: 460-117088-1

SDG Number:

Matrix: Water Instrument ID: NOEQUIP

Method: SM 4500 Cl- B MDL Date: 03/02/2015 07:40

Analyte	Wavelength/ Mass	RL (mg/L)	MDL (mg/L)
Chloride		5	0.84

9-IN
CALIBRATION BLANK DETECTION LIMITS
GENERAL CHEMISTRY

Lab Name: TestAmerica Edison Job Number: 460-117088-1

SDG Number:

Matrix: Water Instrument ID: NOEQUIP

Method: SM 4500 Cl- B XMDL Date: 03/02/2015 07:41

Analyte	Wavelength/ Mass	XRL (mg/L)	XMDL (mg/L)
Chloride		5	0.84

13-IN
ANALYSIS RUN LOG
GENERAL CHEMISTRY

Lab Name: TestAmerica Edison Job No.: 460-117088-1

SDG No.:

Instrument ID: NOEQUIP Method: SM 4500 Cl- B

Start Date: 07/27/2016 17:30 End Date: 07/27/2016 17:30

Lab Sample ID	D/F	Type	Time	Analytes																			
				CL-																			
MB 460-381502/1	1	T	17:30	X																			
LCSSRM 460-381502/2 ^2	2	T	17:30	X																			
460-117088-13	4	T	17:30	X																			
460-117088-13 MS	5	T	17:30	X																			
460-117088-13 MSD	5	T	17:30	X																			
460-117088-1	5	T	17:30	X																			
460-117088-2	2	T	17:30	X																			
460-117088-6	1	T	17:30	X																			
460-117088-11	4	T	17:30	X																			
460-117088-12	2	T	17:30	X																			
ZZZZZZ			17:30																				
ZZZZZZ			17:30																				
ZZZZZZ			17:30																				
ZZZZZZ			17:30																				
ZZZZZZ			17:30																				
ZZZZZZ			17:30																				
ZZZZZZ			17:30																				
ZZZZZZ			17:30																				
ZZZZZZ			17:30																				

Prep Types

T = Total/NA

3-IN
METHOD BLANK
GENERAL CHEMISTRY

Lab Name: TestAmerica Edison Job No.: 460-117088-1

SDG No.:

Method	Lab Sample ID	Analyte	Result	Qual	Units	RL	Dil
Batch ID: 381502 Date: 07/27/2016 17:30							
SM 4500 Cl- B	MB 460-381502/1	Chloride	5.0	U	mg/L	5.0	1

FORM III-IN

5-IN
MATRIX SPIKE SAMPLE RECOVERY
GENERAL CHEMISTRY

Lab Name: TestAmerica Edison Job No.: 460-117088-1

SDG No.:

Matrix: Water

Method	Lab Sample ID	Analyte	Result	C	Unit	Spike Amount	Pct. Rec.	Limits	RPD	RPD Limit	Q
Batch ID: 381502 Date: 07/27/2016 17:30											
SM 4500 Cl- B	460-117088-13	Chloride	250		mg/L						
SM 4500 Cl- B	460-117088-13 MS	Chloride	384.9		mg/L	125	108	90-110			

Calculations are performed before rounding to avoid round-off errors in calculated results.

FORM V-IN

5-IN
MATRIX SPIKE DUPLICATE SAMPLE RECOVERY
GENERAL CHEMISTRY

Lab Name: TestAmerica Edison Job No.: 460-117088-1

SDG No.:

Matrix: Water

Method	Lab Sample ID	Analyte	Result	C	Unit	Spike Amount	Pct. Rec.	Limits	RPD	RPD Limit	Q
Batch ID: 381502 Date: 07/27/2016 17:30											
SM 4500 Cl- B	460-117088-13 MSD	Chloride	384.9		mg/L	125	108	90-110	0	10	

Calculations are performed before rounding to avoid round-off errors in calculated results.

FORM V-IN

7A-IN
LCS-CERTIFIED REFERENCE MATERIAL
GENERAL CHEMISTRY

Lab Name: TestAmerica Edison Job No.: 460-117088-1

SDG No.:

Matrix: Water

Method	Lab Sample ID	Analyte	Result	C	Unit	Spike Amount	Pct. Rec.	Limits	RPD	RPD Limit	Q
Batch ID: 381502	Date: 07/27/2016 17:30										
						LCS Source: WTchlLCS_00068					
SM 4500 Cl- B	LCSSRM 460-381502/2 ^2	Chloride	77.98		mg/L	79.6	98.0	91.0-109.0			

Calculations are performed before rounding to avoid round-off errors in calculated results.

FORM VIIA-IN

GENERAL CHEMISTRY BATCH WORKSHEET

Lab Name: TestAmerica Edison Job No.: 460-117088-1

SDG No.:

Batch Number: 381502 Batch Start Date: 07/27/16 17:30 Batch Analyst: Vu, Huan

Batch Method: SM 4500 Cl- B Batch End Date: 07/27/16 19:07

Lab Sample ID	Client Sample ID	Method Chain	Basis	FinalAmount	WTchlLCS 00068	WTchlSP1 00022	AnalysisComment		
MB 460-381502/1		SM 4500 Cl- B		100 mL			B-0217-16 : 0.0141 N AgNO3 exp;01/02/17		
LCSSRM 460-381502/2 ^2		SM 4500 Cl- B		100 mL	50 mL		B-0140-16 : K2CrO4 exp;09/15/16		
460-117088-F-13 ^4	MW-29GL-XX	SM 4500 Cl- B	T	100 mL					
460-117088-F-13 MS ^5	MW-29GL-XX	SM 4500 Cl- B	T	100 mL		2.5 mL			
460-117088-F-13 MSD ^5	MW-29GL-XX	SM 4500 Cl- B	T	100 mL		2.5 mL			
460-117088-F-1 ^5	MW-24GL-XX	SM 4500 Cl- B	T	100 mL					
460-117088-F-2 ^2	MW-27MI-XX	SM 4500 Cl- B	T	100 mL					
460-117088-F-6	QC-EB071416	SM 4500 Cl- B	T	100 mL					
460-117088-F-11 ^4	MW-503-XX	SM 4500 Cl- B	T	100 mL					
460-117088-F-12 ^2	MW-29MI-XX	SM 4500 Cl- B	T	100 mL					

Batch Notes	

Basis	Basis Description
T	Total/NA

The pound sign (#) in the amount added field denotes that the reagent was used undiluted. All calculations are performed using the stated concentration for this reagent.

DATA USABILITY SUMMARY REPORT
GROUNDWATER MONITORING
PROJECT: LMC GREAT NECK
NEW YORK
DATE SAMPLES COLLECTED: OCTOBER 13-14, 2016

LAB REPORT No. 460-122092-1

1.0 INTRODUCTION

Eighteen aqueous samples including one field duplicate pair, one equipment blank and one trip blank were collected by Tetra Tech, Inc., at the Lockheed Martin Great Neck site on October 13-14, 2016. The samples were sent to TestAmerica Laboratories, Inc., in Edison, New Jersey. All analyses were conducted in accordance with USEPA Contract Laboratory Program (CLP) OLM04.2 Method Volatile Organic Compound (VOC) Low Level (LL), SW846 8260C SIM, EPA Method 300.0, and Standard Methods 4500 Cl-B analytical and reporting protocols.

The data package deliverables provided by the laboratory included a Category B deliverable as outlined in the New York State Department of Environmental Conservation (NYSDEC) Analytical Services Protocols.

Data validation was performed on the aforementioned samples in accordance with EPA Region II data validation guidelines. However, the data validation review requirements were applied such that specifications of the methods took precedence over the specifications of the outlined in the USEPA Region II Standard Operating Procedures (SOPs) Low/Medium Volatile Data Validation, HW-33A Revision 0 (July 2015). Likewise, in the instances when method requirements were not defined, Region II guidelines were applied.

The Data Usability Summary Report (DUSR) was prepared after the process of data validation was completed and summarizes the overall data quality and usability in accordance with the NYSDEC Technical Guidance for Site Investigation and Remediation (NYSDEC 2010).

The DUSR review is based on the following parameters:

- * Data completeness
- * Hold times/Sample Preservation
- * GC/MS System Tuning and Performance
- Initial/continuing calibrations
- Laboratory Method and Field Blank Results
- * Surrogate Spike Recoveries
- * Internal Standard Results
- * Laboratory Control Sample/Laboratory Control Spike Duplicate Results
- Matrix Spike/Matrix Spike Duplicate Results
- * Field Duplicate Precision
- * Compound Identification/Quantitation
- * Tentatively Identified Compounds Results
- * Detection Limits

The symbol (*) indicates that all quality control criteria were met for this parameter.

This report was prepared to provide a critical review of the laboratory analysis and reported chemical results. Overall, the data quality is acceptable. The results of the Quality Assurance Review are presented in Section 3.0. Summary tables are provided. Attachments 1, 2, and 3 are

provided so that the data user can review the qualified analytical results, results reported by the laboratory, and the supporting documentation associated with data findings and data quality.

2.0 SAMPLES INCLUDED IN REVIEW

Lab Report No. 460-122092-1

Sample ID	Lab ID	Date Collected	Test Requested
IW-N2169-XX	460-122092-18	10/14/2016	Select VOCs
MW-10GL-XX	460-122092-6	10/13/2016	VOCs, Misc
MW-2GL-XX	460-122092-4	10/13/2016	VOCs, Misc
MW-31GL-XX	460-122092-8	10/13/2016	VOCs, Misc
MW-31MI-XX	460-122092-7	10/13/2016	VOCs, Misc
MW-31ML-XX	460-122092-9	10/13/2016	VOCs, Misc
MW-35GL-XX	460-122092-10	10/13/2016	VOCs, Misc
MW-43MI-XX	460-122092-12	10/13/2016	VOCs, Misc
MW-43MU-XX	460-122092-11	10/13/2016	VOCs, Misc
MW-500-XX	460-122092-3	10/13/2016	VOCs, Misc
MW-51MI-XX	460-122092-13	10/14/2016	Select VOCs
MW-51ML-XX	460-122092-14	10/14/2016	Select VOCs
MW-9GL-XX	460-122092-5	10/13/2016	VOCs, Misc
QC-EB101316	460-122092-2	10/13/2016	VOCs, Misc
QC-TB101316	460-122092-1	10/13/2016	VOCs, Misc
SW-N12999-XX	460-122092-15	10/14/2016	VOCs, Misc
SW-N13000-XX	460-122092-16	10/14/2016	VOCs, Misc
SW-N5099-XX	460-122092-17	10/14/2016	VOCs, Misc

Legend:

VOCs = CLP Low Level (LL) Volatile Organic Compounds in accordance with OLM04.2 Method and SW846 8260C SIM.
Select VOCs = 1,1,2-Trichlorotrifluoroethane (Freon 113), cis-1,2-Dichlorothene, Trichloroethene, and Tetrachloroethene Low Level (LL) Volatile Organic Compounds in accordance with OLM04.2 Method.
Misc = Bromide and Chlorine in accordance with EPA Method 300.0 and Standard Methods 4500 Cl-B, respectively.

3.0 RESULTS

3.1 DATA COMPLETENESS

With regard to the data package deliverables, the contents of the data package were complete and contained all necessary summary forms and raw instrument data.

3.2 QUALITY CONTROL PARAMETERS

Hold Times/Sample Preservation: Technical hold times and preservation were assessed by comparing the sample dates and preservation code on the sample COC with that of the analysis dates.

- All project samples were properly preserved and analyzed within the required hold time for all analyses.

GC/MS Performance Check (Tuning) Summary: Gas chromatograph/mass spectrometer (GC/MS) instrument tuning and performance checks are performed to ensure the instrument's ability to provide appropriate mass-resolution, identification and sensitivity.

- The BFB tuning compound mass-ion abundance criteria for the LL VOC analyses were reported within control limits.

Initial and Continuing Calibration Results: Control limits for initial and continuing instrument calibrations are established to ensure that the instrument is capable of producing accurate quantitative data. The following issues were noted:

- The initial calibration performed on 07/07/2016 had a Percent Relative Standard Deviation (%RSD) which exceeded the 40% quality control limit (for compounds exhibiting poor response) for acetone. All samples were affected. Only non-detected results were reported for acetone in the affected samples and these non-detects were qualified as estimated, (UJ).

- All initial and continuing calibration response factors were within the quality control limits.

Laboratory Method and Trip Blank Contamination:

- The following contaminant was detected in the equipment blank, QC- QC-EB101316, affecting all samples:

Compound	Concentration (µg/L)	Reporting Limit (RL) > or <
Methylene chloride	1.6	<RL

  The detected results reported below the RL for the common laboratory contaminant, methylene chloride, were qualified as non-detected, (U).

- No other target compound contaminants were detected in the laboratory method blanks or trip blank associated with the reviewed parameters in this data set.

System Monitoring Compound (Surrogate) Recoveries:

- All surrogate recoveries fell within control limits for the project samples received for LL VOC reviewed.

Internal Standards Area Performance:

- The internal standard area counts and retention times fell within control limits for the project samples received and reviewed.

Laboratory Control Spike/Laboratory Control Spike Duplicate (LCS/LCSD) Results:

- The LCSD Percent Recovery (%R) for pentylfluoroethyl chloride (Freon 115) was marginally above the 130% quality control limit. No action was taken because this compound was not detected in the associated samples.

- The remaining LCS/LCSD target compound Percent Recoveries (%Rs) and Relative Percent Differences (RPDs) were acceptable for the parameters reviewed.

Matrix Spike/Matrix Spike Duplicate Samples (MS/MSD) Results:

- The MS/MSD analyses of sample MW-31MI-XX had MS and MSD %Rs for 1,1,2,2-tetrachloroethane, 1,2-dibromo-3-chloropropane, dichlorodifluoromethane and 2-hexanone above the 130% quality control limit. In addition, the MSD %R for 4-methyl-2-pentanone was slightly above 130%. No action was taken because these compounds were not detected in the parent sample. All the remaining target compounds were within the quality control limits for the MS/MSD analyses of sample MW-31MI-XX.

- The MS/MSD analyses of sample MW-31MI-XX in the bromide and chloride fractions had acceptable %Rs and RPDs.

Field Duplicate Precision: Field duplicates are collected to provide information on sampling precision and homogeneity.

- MW-500XX was collected as a field duplicate sample of MW-31MI-XX. The results associated with these two samples fell within quality control limits, thereby satisfying precision.

Target Compound Identification and Quantitation: The laboratory calculations are verified and compound identifications are reviewed and assessed by the data reviewer.

- The GC/MS raw data (quantitation reports and chromatograms) were provided for review. No laboratory calculation errors were noted for the sample selected for verification during data validation.

Tentatively Identified Compounds (TIC) Results:

- No TICs were detected in the samples.

Detection Limits: Non-detected results were reported to the Method Detection Limit (MDL).

- The following samples were analyzed at dilutions:

Sample	Dilution	Fraction
MW-35GL-XX	50X	VOCs (OLM04.2 Method)
MW-10GL-XX	5X	Bromide
MW-10GL-XX	5X	Chloride
MW-2GL-XX	2X	Chloride
MW-31GL-XX	2X	Chloride
MW-31MI-XX	2X	Chloride
MW-35GL-XX	5X	Bromide
MW-35GL-XX	2X	Chloride
MW-500-XX	2X	Chloride
MW-9GL-XX	5X	Chloride

The RLs of the non-detected results in the VOC fraction were elevated.

4.0 CONCLUSIONS

Overall, based on the outcome of data validation and as summarized in the DUSR, the data quality is acceptable with the qualifiers noted in this report.

Tetra Tech, Inc.
Michelle L. Allen
Chemist/Data Validator

Tetra Tech, Inc.
Joseph A. Samchuck
Data Validation Manager

December 16, 2016

Attachments:

Attachment 1 – Qualified Analytical Results
Attachment 2 – Results as Reported by the Laboratory
Attachment 3 – Support Documentation

Data Qualifier Definitions

The following definitions provide brief explanations of the validation qualifiers assigned to results in the data review process.

U	The analyte was analyzed for, but was not detected at a level greater than or equal to the level of the adjusted method detection limit for sample and method.
J	The analyte was positively identified and the associated numerical value is the approximate concentration of the analyte in the sample (due either to the quality of the data generated because certain quality control criteria were not met, or the concentration of the analyte was below the reporting limit).
J+	The result is an estimated quantity, but the result may be biased high.
J-	The result is an estimated quantity, but the result may be biased low.
UJ	The analyte was analyzed for, but was not detected. The reported detection limit is approximate and may be inaccurate or imprecise.
R	The sample result (detected) is unusable due to the quality of the data generated because certain criteria were not met. The analyte may or may not be present in the sample.
UR	The sample result (nondetected) is unusable due to the quality of the data generated because certain criteria were not met. The analyte may or may not be present in the sample.

Attachment 1

Qualified Analytical Results

Qualifier Codes:

A = Lab Blank Contamination
B = Field Blank Contamination
C = Calibration Noncompliance (i.e., % RSDs, %Ds, ICVs, CCVs, RRFs, etc.)
C01 = GC/MS Tuning Noncompliance
D = MS/MSD Recovery Noncompliance
E = LCS/LCSD Recovery Noncompliance
F = Lab Duplicate Imprecision
G = Field Duplicate Imprecision
H = Holding Time Exceedance
I = ICP Serial Dilution Noncompliance
J = ICP PDS Recovery Noncompliance; MSA's r < 0.995
K = ICP Interference - includes ICS % R Noncompliance
L = Instrument Calibration Range Exceedance
M = Sample Preservation Noncompliance
N = Internal Standard Noncompliance
N01 = Internal Standard Recovery Noncompliance Dioxins
N02 = Recovery Standard Noncompliance Dioxins
N03 = Clean-up Standard Noncompliance Dioxins
O = Poor Instrument Performance (i.e., base-time drifting)
P = Uncertainty near detection limit (< 2 x IDL for inorganics and <CRQL for organics)
Q = Other problems (can encompass a number of issues; i.e.chromatography,interferences, etc.)
R = Surrogates Recovery Noncompliance
S = Pesticide/PCB Resolution
T = % Breakdown Noncompliance for DDT and Endrin
U = RPD between columns/detectors >40% for positive results determined via GC/HPLC
V = Non-linear calibrations; correlation coefficient r < 0.995
W = EMPC result
X = Signal to noise response drop
Y = Percent solids <30%
Z = Uncertainty at 2 standard deviations is greater than sample activity
Z1 = Tentatively Identified Compound considered presumptively present
Z2 = Tentatively Identified Compound column bleed
Z3 = Tentatively Identified Compound aldol condensate
Z4 = Sample activity is less than the at uncertainty at 3 standard deviations and greater than the MDC
Z5 = Sample activity is less than the at uncertainty at 3 standard deviations and less than the MDC

PROJ_NO: 07793	NSAMPLE	IW-N2169-XX			MW-10GL-XX			MW-2GL-XX			MW-31GL-XX		
SDG: 460-122092-1	LAB_ID	460-122092-18			460-122092-6			460-122092-4			460-122092-8		
FRACTION: OV	SAMP_DATE	10/14/2016			10/13/2016			10/13/2016			10/13/2016		
MEDIA: WATER	QC_TYPE	NM			NM			NM			NM		
	UNITS	UG/L			UG/L			UG/L			UG/L		
	PCT_SOLIDS	0.0			0.0			0.0			0.0		
	DUP_OF												
PARAMETER		RESULT	VQL	QLCD	RESULT	VQL	QLCD	RESULT	VQL	QLCD	RESULT	VQL	QLCD
1,1,1-TRICHLOROETHANE					0.1	U		0.1	U		0.1	U	
1,1,2,2-TETRACHLOROETHANE					0.1	U		0.1	U		0.1	U	
1,1,2-TRICHLOROETHANE					0.1	U		0.1	U		0.1	U	
1,1,2-TRICHLOROTRIFLUOROETHANE		0.1	U		0.1	U		0.1	U		4.9		
1,1-DICHLORO-2,2,2-TRIFLUOROETHANE					0.1	U		0.1	U		0.1	U	
1,1-DICHLOROETHANE					0.1	U		0.1	U		0.1	U	
1,1-DICHLOROETHENE					0.48	J	P	0.1	U		0.3	J	P
1,1-DIFLUOROETHANE					0.1	U		0.1	U		0.1	U	
1,2,4-TRICHLOROBENZENE					0.1	U		0.1	U		0.1	U	
1,2-DIBROMO-3-CHLOROPROPANE					0.1	U		0.1	U		0.1	U	
1,2-DIBROMOETHANE					0.1	U		0.1	U		0.1	U	
1,2-DICHLOROBENZENE					0.1	U		0.1	U		0.1	U	
1,2-DICHLOROETHANE					0.1	U		0.1	U		0.1	U	
1,2-DICHLOROPROPANE					0.1	U		0.1	U		0.1	U	
1,3-DICHLOROBENZENE					0.1	U		0.1	U		0.1	U	
1,4-DICHLOROBENZENE					0.1	U		0.1	U		0.1	U	
2-BUTANONE					0.1	U		0.1	U		0.1	U	
2-HEXANONE					0.1	U		0.1	U		0.1	U	
4-METHYL-2-PENTANONE					0.1	U		0.1	U		0.1	U	
ACETONE					0.1	UJ	C	0.1	UJ	C	0.1	UJ	C
BENZENE					0.1	U		0.1	U		0.1	U	
BROMODICHLOROMETHANE					0.1	U		0.1	U		0.1	U	
BROMOFORM					0.1	U		0.1	U		0.1	U	
BROMOMETHANE					0.1	U		0.1	U		0.1	U	
CARBON DISULFIDE					0.1	U		0.1	U		0.1	U	
CARBON TETRACHLORIDE					0.1	U		0.1	U		0.1	U	
CHLOROBENZENE					0.1	U		0.1	U		0.1	U	
CHLORODIBROMOMETHANE					0.1	U		0.1	U		0.1	U	
CHLORODIFLUOROMETHANE					0.1	U		0.1	U		3.1		
CHLOROETHANE					0.1	U		0.1	U		0.1	U	
CHLOROFORM					0.32	J	P	0.1	U		0.42	J	P
CHLOROMETHANE					0.1	U		0.1	U		0.1	U	
CIS-1,2-DICHLOROETHENE		0.1	U		0.29	J	P	0.1	U		130		
CIS-1,3-DICHLOROPROPENE					0.1	U		0.1	U		0.1	U	
CYCLOHEXANE					0.1	U		0.1	U		0.1	U	

PROJ_NO: 07793	NSAMPLE	MW-31MI-XX			MW-31ML-XX			MW-35GL-XX			MW-43MI-XX		
SDG: 460-122092-1	LAB_ID	460-122092-7			460-122092-9			460-122092-10			460-122092-12		
FRACTION: OV	SAMP_DATE	10/13/2016			10/13/2016			10/13/2016			10/13/2016		
MEDIA: WATER	QC_TYPE	NM			NM			NM			NM		
	UNITS	UG/L			UG/L			UG/L			UG/L		
	PCT_SOLIDS	0.0			0.0			0.0			0.0		
	DUP_OF												
PARAMETER		RESULT	VQL	QLCD	RESULT	VQL	QLCD	RESULT	VQL	QLCD	RESULT	VQL	QLCD
1,1,1-TRICHLOROETHANE		0.1	U		0.1	U		5	U		0.1	U	
1,1,2,2-TETRACHLOROETHANE		0.1	U		0.1	U		5	U		0.1	U	
1,1,2-TRICHLOROETHANE		0.14	J	P	0.1	U		5	U		0.1	U	
1,1,2-TRICHLOROTRIFLUOROETHANE		8.5			4			18	J	P	1.7		
1,1-DICHLORO-2,2,2-TRIFLUOROETHANE		0.1	U		0.1	U		5	U		0.1	U	
1,1-DICHLOROETHANE		0.1	U		0.1	U		5	U		0.1	U	
1,1-DICHLOROETHENE		0.4	J	P	0.1	U		17	J	P	0.1	U	
1,1-DIFLUOROETHANE		0.1	U		0.1	U		5	U		0.1	U	
1,2,4-TRICHLOROBENZENE		0.1	U		0.1	U		5	U		0.1	U	
1,2-DIBROMO-3-CHLOROPROPANE		0.1	U		0.1	U		5	U		0.1	U	
1,2-DIBROMOETHANE		0.1	U		0.1	U		5	U		0.1	U	
1,2-DICHLOROBENZENE		0.1	U		0.1	U		5	U		0.1	U	
1,2-DICHLOROETHANE		0.47	J	P	0.25	J	P	5	U		0.1	U	
1,2-DICHLOROPROPANE		0.21	J	P	0.1	U		5	U		0.1	U	
1,3-DICHLOROBENZENE		0.1	U		0.1	U		5	U		0.1	U	
1,4-DICHLOROBENZENE		0.1	U		0.1	U		5	U		0.1	U	
2-BUTANONE		0.1	U		0.1	U		5	U		0.1	U	
2-HEXANONE		0.1	U		0.1	U		5	U		0.1	U	
4-METHYL-2-PENTANONE		0.1	U		0.1	U		5	U		0.1	U	
ACETONE		0.1	UJ	C	0.1	UJ	C	5	UJ	C	0.1	UJ	C
BENZENE		0.1	U		0.1	U		5	U		0.1	U	
BROMODICHLOROMETHANE		0.1	U		0.1	U		5	U		0.1	U	
BROMOFORM		0.1	U		0.1	U		5	U		0.1	U	
BROMOMETHANE		0.1	U		0.1	U		5	U		0.1	U	
CARBON DISULFIDE		0.1	U		0.1	U		5	U		0.1	U	
CARBON TETRACHLORIDE		0.1	U		0.1	U		5	U		0.1	U	
CHLOROBENZENE		0.1	U		0.1	U		5	U		0.1	U	
CHLORODIBROMOMETHANE		0.1	U		0.1	U		5	U		0.1	U	
CHLORODIFLUOROMETHANE		2.9			4.4			5	U		2.5		
CHLOROETHANE		0.1	U		0.1	U		5	U		0.1	U	
CHLOROFORM		0.5	J	P	0.27	J	P	5	U		0.17	J	P
CHLOROMETHANE		0.1	U		0.1	U		5	U		0.1	U	
CIS-1,2-DICHLOROETHENE		180			49			4800			23		
CIS-1,3-DICHLOROPROPENE		0.1	U		0.1	U		5	U		0.1	U	
CYCLOHEXANE		0.1	U		0.1	U		5	U		0.1	U	

PROJ_NO: 07793	NSAMPLE	MW-43MU-XX			MW-500-XX			MW-51MI-XX			MW-51ML-XX		
SDG: 460-122092-1	LAB_ID	460-122092-11			460-122092-3			460-122092-13			460-122092-14		
FRACTION: OV	SAMP_DATE	10/13/2016			10/13/2016			10/14/2016			10/14/2016		
MEDIA: WATER	QC_TYPE	NM			NM			NM			NM		
	UNITS	UG/L			UG/L			UG/L			UG/L		
	PCT_SOLIDS	0.0			0.0			0.0			0.0		
	DUP_OF				MW-31MI-XX								
PARAMETER		RESULT	VQL	QLCD	RESULT	VQL	QLCD	RESULT	VQL	QLCD	RESULT	VQL	QLCD
1,1,1-TRICHLOROETHANE		0.1	U		0.1	U							
1,1,2,2-TETRACHLOROETHANE		0.1	U		0.1	U							
1,1,2-TRICHLOROETHANE		0.1	U		0.18	J	P						
1,1,2-TRICHLOROTRIFLUOROETHANE		0.1	U		8.2			4			0.38	J	P
1,1-DICHLORO-2,2,2-TRIFLUOROETHANE		0.1	U		0.1	U							
1,1-DICHLOROETHANE		0.1	U		0.1	U							
1,1-DICHLOROETHENE		0.1	U		0.34	J	P						
1,1-DIFLUOROETHANE		0.1	U		0.1	U							
1,2,4-TRICHLOROBENZENE		0.1	U		0.1	U							
1,2-DIBROMO-3-CHLOROPROPANE		0.1	U		0.1	U							
1,2-DIBROMOETHANE		0.1	U		0.1	U							
1,2-DICHLOROBENZENE		0.1	U		0.1	U							
1,2-DICHLOROETHANE		0.1	U		0.1	U							
1,2-DICHLOROPROPANE		0.1	U		0.1	U							
1,3-DICHLOROBENZENE		0.1	U		0.1	U							
1,4-DICHLOROBENZENE		0.1	U		0.1	U							
2-BUTANONE		0.1	U		0.1	U							
2-HEXANONE		0.1	U		0.1	U							
4-METHYL-2-PENTANONE		0.1	U		0.1	U							
ACETONE		0.1	UJ	C	0.1	UJ	C						
BENZENE		0.1	U		0.1	U							
BROMODICHLOROMETHANE		0.1	U		0.1	U							
BROMOFORM		0.1	U		0.1	U							
BROMOMETHANE		0.1	U		0.1	U							
CARBON DISULFIDE		0.1	U		0.1	U							
CARBON TETRACHLORIDE		0.1	U		0.1	U							
CHLOROBENZENE		0.1	U		0.1	U							
CHLORODIBROMOMETHANE		0.1	U		0.1	U							
CHLORODIFLUOROMETHANE		0.1	U		2.9								
CHLOROETHANE		0.1	U		0.1	U							
CHLOROFORM		0.1	U		0.56	J	P						
CHLOROMETHANE		0.1	U		0.1	U							
CIS-1,2-DICHLOROETHENE		2			180			59			5.1		
CIS-1,3-DICHLOROPROPENE		0.1	U		0.1	U							
CYCLOHEXANE		0.1	U		0.1	U							

PROJ_NO: 07793	NSAMPLE	MW-9GL-XX			QC-EB101316			QC-TB101316			SW-N12999-XX		
SDG: 460-122092-1	LAB_ID	460-122092-5			460-122092-2			460-122092-1			460-122092-15		
FRACTION: OV	SAMP_DATE	10/13/2016			10/13/2016			10/13/2016			10/14/2016		
MEDIA: WATER	QC_TYPE	NM			EB			TB			NM		
	UNITS	UG/L			UG/L			UG/L			UG/L		
	PCT_SOLIDS	0.0			0.0			0.0			0.0		
	DUP_OF												
PARAMETER		RESULT	VQL	QLCD	RESULT	VQL	QLCD	RESULT	VQL	QLCD	RESULT	VQL	QLCD
1,1,1-TRICHLOROETHANE		0.1	U		0.1	U		0.1	U		0.1	U	
1,1,2,2-TETRACHLOROETHANE		0.1	U		0.1	U		0.1	U		0.1	U	
1,1,2-TRICHLOROETHANE		0.1	U		0.1	U		0.1	U		0.1	U	
1,1,2-TRICHLOROTRIFLUOROETHANE		0.49	J	P	0.1	U		0.1	U		0.1	U	
1,1-DICHLORO-2,2,2-TRIFLUOROETHANE		0.1	U		0.1	U		0.1	U		0.1	U	
1,1-DICHLOROETHANE		0.1	U		0.1	U		0.1	U		0.1	U	
1,1-DICHLOROETHENE		0.25	J	P	0.1	U		0.1	U		0.38	J	P
1,1-DIFLUOROETHANE		0.1	U		0.1	U		0.1	U		0.1	U	
1,2,4-TRICHLOROBENZENE		0.1	U		0.1	U		0.1	U		0.1	U	
1,2-DIBROMO-3-CHLOROPROPANE		0.1	U		0.1	U		0.1	U		0.1	U	
1,2-DIBROMOETHANE		0.1	U		0.1	U		0.1	U		0.1	U	
1,2-DICHLOROBENZENE		0.1	U		0.1	U		0.1	U		0.1	U	
1,2-DICHLOROETHANE		0.1	U		0.1	U		0.1	U		0.1	U	
1,2-DICHLOROPROPANE		0.1	U		0.1	U		0.1	U		0.1	U	
1,3-DICHLOROBENZENE		0.1	U		0.1	U		0.1	U		0.1	U	
1,4-DICHLOROBENZENE		0.1	U		0.1	U		0.1	U		0.1	U	
2-BUTANONE		0.1	U		0.1	U		0.1	U		0.1	U	
2-HEXANONE		0.1	U		0.1	U		0.1	U		0.1	U	
4-METHYL-2-PENTANONE		0.1	U		0.1	U		0.1	U		0.1	U	
ACETONE		0.1	UJ	C	0.1	UJ	C	0.1	UJ	C	0.1	UJ	C
BENZENE		0.1	U		0.1	U		0.1	U		0.1	U	
BROMODICHLOROMETHANE		0.1	U		0.1	U		0.1	U		0.1	U	
BROMOFORM		0.1	U		0.1	U		0.1	U		0.1	U	
BROMOMETHANE		0.1	U		0.1	U		0.1	U		0.1	U	
CARBON DISULFIDE		0.1	U		0.1	U		0.1	U		0.1	U	
CARBON TETRACHLORIDE		0.1	U		0.1	U		0.1	U		0.1	U	
CHLOROBENZENE		0.1	U		0.1	U		0.1	U		0.1	U	
CHLORODIBROMOMETHANE		0.1	U		0.1	U		0.1	U		0.1	U	
CHLORODIFLUOROMETHANE		0.1	U		0.1	U		0.1	U		0.1	U	
CHLOROETHANE		0.1	U		0.1	U		0.1	U		0.1	U	
CHLOROFORM		0.11	J	P	0.1	U		0.1	U		0.1	U	
CHLOROMETHANE		0.1	U		0.1	U		0.1	U		0.1	U	
CIS-1,2-DICHLOROETHENE		3.8			0.1	U		0.1	U		0.34	J	P
CIS-1,3-DICHLOROPROPENE		0.1	U		0.1	U		0.1	U		0.1	U	
CYCLOHEXANE		0.1	U		0.1	U		0.1	U		0.1	U	

PROJ_NO: 07793	NSAMPLE	SW-N13000-XX			SW-N5099-XX		
SDG: 460-122092-1	LAB_ID	460-122092-16			460-122092-17		
FRACTION: OV	SAMP_DATE	10/14/2016			10/14/2016		
MEDIA: WATER	QC_TYPE	NM			NM		
	UNITS	UG/L			UG/L		
	PCT_SOLIDS	0.0			0.0		
	DUP_OF						
PARAMETER		RESULT	VQL	QLCD	RESULT	VQL	QLCD
1,1,1-TRICHLOROETHANE		0.1	U		0.1	U	
1,1,2,2-TETRACHLOROETHANE		0.1	U		0.1	U	
1,1,2-TRICHLOROETHANE		0.1	U		0.1	U	
1,1,2-TRICHLOROTRIFLUOROETHANE		0.1	U		0.45	J	P
1,1-DICHLORO-2,2,2-TRIFLUOROETHANE		0.1	U		0.1	U	
1,1-DICHLOROETHANE		0.1	U		0.1	U	
1,1-DICHLOROETHENE		0.23	J	P	0.1	U	
1,1-DIFLUOROETHANE		0.1	U		0.1	U	
1,2,4-TRICHLOROBENZENE		0.1	U		0.1	U	
1,2-DIBROMO-3-CHLOROPROPANE		0.1	U		0.1	U	
1,2-DIBROMOETHANE		0.1	U		0.1	U	
1,2-DICHLOROBENZENE		0.1	U		0.1	U	
1,2-DICHLOROETHANE		0.1	U		0.1	U	
1,2-DICHLOROPROPANE		0.1	U		0.1	U	
1,3-DICHLOROBENZENE		0.1	U		0.1	U	
1,4-DICHLOROBENZENE		0.1	U		0.1	U	
2-BUTANONE		0.1	U		0.1	U	
2-HEXANONE		0.1	U		0.1	U	
4-METHYL-2-PENTANONE		0.1	U		0.1	U	
ACETONE		0.1	UJ	C	0.1	UJ	C
BENZENE		0.1	U		0.1	U	
BROMODICHLOROMETHANE		0.1	U		0.1	U	
BROMOFORM		0.1	U		0.1	U	
BROMOMETHANE		0.1	U		0.1	U	
CARBON DISULFIDE		0.1	U		0.1	U	
CARBON TETRACHLORIDE		0.1	U		0.1	U	
CHLOROBENZENE		0.1	U		0.1	U	
CHLORODIBROMOMETHANE		0.1	U		0.1	U	
CHLORODIFLUOROMETHANE		0.1	U		0.1	U	
CHLOROETHANE		0.1	U		0.1	U	
CHLOROFORM		0.1	U		0.11	J	P
CHLOROMETHANE		0.1	U		0.1	U	
CIS-1,2-DICHLOROETHENE		5.2			5		
CIS-1,3-DICHLOROPROPENE		0.1	U		0.1	U	
CYCLOHEXANE		0.1	U		0.1	U	

PROJ_NO: 07793	NSAMPLE	IW-N2169-XX			MW-10GL-XX			MW-2GL-XX			MW-31GL-XX		
SDG: 460-122092-1	LAB_ID	460-122092-18			460-122092-6			460-122092-4			460-122092-8		
FRACTION: OV	SAMP_DATE	10/14/2016			10/13/2016			10/13/2016			10/13/2016		
MEDIA: WATER	QC_TYPE	NM			NM			NM			NM		
	UNITS	UG/L			UG/L			UG/L			UG/L		
	PCT_SOLIDS	0.0			0.0			0.0			0.0		
	DUP_OF												
PARAMETER		RESULT	VQL	QLCD	RESULT	VQL	QLCD	RESULT	VQL	QLCD	RESULT	VQL	QLCD
DICHLORODIFLUOROMETHANE					0.1	U		0.1	U		0.1	U	
ETHYLBENZENE					0.1	U		0.1	U		0.1	U	
ISOPROPYLBENZENE					0.1	U		0.1	U		0.1	U	
M+P-XYLENES					0.1	U		0.1	U		0.1	U	
METHYL ACETATE					0.1	U		0.1	U		0.1	U	
METHYL CYCLOHEXANE					0.1	U		0.1	U		0.1	U	
METHYL TERT-BUTYL ETHER					0.1	U		0.1	U		0.14	J	P
METHYLENE CHLORIDE					0.1	U		0.6	U	B	0.1	U	
O-XYLENE					0.1	U		0.1	U		0.1	U	
PENTAFLUOROETHYL CHLORIDE					0.1	U		0.1	U		0.1	U	
STYRENE					0.1	U		0.1	U		0.1	U	
TETRACHLOROETHENE		0.18	J	P	0.78	J	P	1			14		
TOLUENE					0.1	U		0.1	U		0.1	U	
TOTAL XYLENES					0.1	U		0.1	U		0.1	U	
TRANS-1,2-DICHLOROETHENE					0.1	U		0.1	U		0.71	J	P
TRANS-1,3-DICHLOROPROPENE					0.1	U		0.1	U		0.1	U	
TRICHLOROETHENE		0.1	U		0.63	J	P	0.4	J	P	30		
TRICHLOROFLUOROMETHANE					0.1	U		0.1	U		0.1	U	
VINYL CHLORIDE					0.1	U		0.1	U		0.1	U	

PROJ_NO: 07793	NSAMPLE	MW-31MI-XX			MW-31ML-XX			MW-35GL-XX			MW-43MI-XX		
SDG: 460-122092-1	LAB_ID	460-122092-7			460-122092-9			460-122092-10			460-122092-12		
FRACTION: OV	SAMP_DATE	10/13/2016			10/13/2016			10/13/2016			10/13/2016		
MEDIA: WATER	QC_TYPE	NM			NM			NM			NM		
	UNITS	UG/L			UG/L			UG/L			UG/L		
	PCT_SOLIDS	0.0			0.0			0.0			0.0		
	DUP_OF												
PARAMETER		RESULT	VQL	QLCD	RESULT	VQL	QLCD	RESULT	VQL	QLCD	RESULT	VQL	QLCD
DICHLORODIFLUOROMETHANE		0.1	U		0.1	U		5	U		0.1	U	
ETHYLBENZENE		0.1	U		0.1	U		5	U		0.1	U	
ISOPROPYLBENZENE		0.1	U		0.1	U		5	U		0.1	U	
M+P-XYLENES		0.1	U		0.1	U		5	U		0.1	U	
METHYL ACETATE		0.1	U		0.1	U		5	U		0.1	U	
METHYL CYCLOHEXANE		0.1	U		0.1	U		5	U		0.1	U	
METHYL TERT-BUTYL ETHER		0.21	J	P	0.1	U		5	U		0.1	U	
METHYLENE CHLORIDE		0.1	U		0.1	U		5	U		0.99	U	B
O-XYLENE		0.1	U		0.1	U		5	U		0.1	U	
PENTAFLUOROETHYL CHLORIDE		0.1	U		0.1	U		5	U		0.1	U	
STYRENE		0.1	U		0.1	U		5	U		0.1	U	
TETRACHLOROETHENE		24			10			99			5.7		
TOLUENE		0.1	U		0.1	U		5	U		0.1	U	
TOTAL XYLENES		0.1	U		0.1	U		5	U		0.1	U	
TRANS-1,2-DICHLOROETHENE		1.5			0.23	J	P	5	U		0.13	J	P
TRANS-1,3-DICHLOROPROPENE		0.1	U		0.1	U		5	U		0.1	U	
TRICHLOROETHENE		52			22			260			10		
TRICHLOROFLUOROMETHANE		0.14	J	P	0.1	U		5	U		0.1	U	
VINYL CHLORIDE		0.1	U		0.1	U		220			0.1	U	

PROJ_NO: 07793	NSAMPLE	MW-43MU-XX			MW-500-XX			MW-51MI-XX			MW-51ML-XX		
SDG: 460-122092-1	LAB_ID	460-122092-11			460-122092-3			460-122092-13			460-122092-14		
FRACTION: OV	SAMP_DATE	10/13/2016			10/13/2016			10/14/2016			10/14/2016		
MEDIA: WATER	QC_TYPE	NM			NM			NM			NM		
	UNITS	UG/L			UG/L			UG/L			UG/L		
	PCT_SOLIDS	0.0			0.0			0.0			0.0		
	DUP_OF				MW-31MI-XX								
PARAMETER		RESULT	VQL	QLCD	RESULT	VQL	QLCD	RESULT	VQL	QLCD	RESULT	VQL	QLCD
DICHLORODIFLUOROMETHANE		0.1	U		0.1	U							
ETHYLBENZENE		0.1	U		0.1	U							
ISOPROPYLBENZENE		0.1	U		0.1	U							
M+P-XYLENES		0.1	U		0.1	U							
METHYL ACETATE		0.1	U		0.1	U							
METHYL CYCLOHEXANE		0.1	U		0.1	U							
METHYL TERT-BUTYL ETHER		0.1	U		0.1	U							
METHYLENE CHLORIDE		0.1	U		0.66	U	B						
O-XYLENE		0.1	U		0.1	U							
PENTAFLUOROETHYL CHLORIDE		0.1	U		0.1	U							
STYRENE		0.1	U		0.1	U							
TETRACHLOROETHENE		0.43	J	P	25			5.5			0.6	J	P
TOLUENE		0.1	U		0.1	U							
TOTAL XYLENES		0.1	U		0.1	U							
TRANS-1,2-DICHLOROETHENE		0.1	U		1.1								
TRANS-1,3-DICHLOROPROPENE		0.1	U		0.1	U							
TRICHLOROETHENE		1.1			52			19			1.8		
TRICHLOROFLUOROMETHANE		0.1	U		0.1	U							
VINYL CHLORIDE		0.1	U		0.1	U							

PROJ_NO: 07793	NSAMPLE	MW-9GL-XX			QC-EB101316			QC-TB101316			SW-N12999-XX		
SDG: 460-122092-1	LAB_ID	460-122092-5			460-122092-2			460-122092-1			460-122092-15		
FRACTION: OV	SAMP_DATE	10/13/2016			10/13/2016			10/13/2016			10/14/2016		
MEDIA: WATER	QC_TYPE	NM			EB			TB			NM		
	UNITS	UG/L			UG/L			UG/L			UG/L		
	PCT_SOLIDS	0.0			0.0			0.0			0.0		
	DUP_OF												
PARAMETER		RESULT	VQL	QLCD	RESULT	VQL	QLCD	RESULT	VQL	QLCD	RESULT	VQL	QLCD
DICHLORODIFLUOROMETHANE		0.1	U		0.1	U		0.1	U		0.1	U	
ETHYLBENZENE		0.1	U		0.1	U		0.1	U		0.1	U	
ISOPROPYLBENZENE		0.1	U		0.1	U		0.1	U		0.1	U	
M+P-XYLENES		0.1	U		0.1	U		0.1	U		0.1	U	
METHYL ACETATE		0.1	U		0.1	U		0.1	U		0.1	U	
METHYL CYCLOHEXANE		0.1	U		0.1	U		0.1	U		0.1	U	
METHYL TERT-BUTYL ETHER		0.1	U		0.1	U		0.1	U		0.1	U	
METHYLENE CHLORIDE		0.1	U		1.6			0.1	U		0.72	U	B
O-XYLENE		0.1	U		0.1	U		0.1	U		0.1	U	
PENTAFLUOROETHYL CHLORIDE		0.1	U		0.1	U		0.1	U		0.1	U	
STYRENE		0.1	U		0.1	U		0.1	U		0.1	U	
TETRACHLOROETHENE		1.8			0.1	U		0.1	U		0.22	J	P
TOLUENE		0.1	U		0.1	U		0.1	U		0.1	U	
TOTAL XYLENES		0.1	U		0.1	U		0.1	U		0.1	U	
TRANS-1,2-DICHLOROETHENE		0.1	U		0.1	U		0.1	U		0.1	U	
TRANS-1,3-DICHLOROPROPENE		0.1	U		0.1	U		0.1	U		0.1	U	
TRICHLOROETHENE		2.6			0.1	U		0.1	U		0.68	J	P
TRICHLOROFLUOROMETHANE		0.1	U		0.1	U		0.1	U		0.1	U	
VINYL CHLORIDE		0.1	U		0.1	U		0.1	U		0.1	U	

PROJ_NO: 07793	NSAMPLE	SW-N13000-XX			SW-N5099-XX		
SDG: 460-122092-1	LAB_ID	460-122092-16			460-122092-17		
FRACTION: OV	SAMP_DATE	10/14/2016			10/14/2016		
MEDIA: WATER	QC_TYPE	NM			NM		
	UNITS	UG/L			UG/L		
	PCT_SOLIDS	0.0			0.0		
	DUP_OF						
PARAMETER		RESULT	VQL	QLCD	RESULT	VQL	QLCD
DICHLORODIFLUOROMETHANE		0.1	U		0.1	U	
ETHYLBENZENE		0.1	U		0.1	U	
ISOPROPYLBENZENE		0.1	U		0.1	U	
M+P-XYLENES		0.1	U		0.1	U	
METHYL ACETATE		0.1	U		0.1	U	
METHYL CYCLOHEXANE		0.1	U		0.1	U	
METHYL TERT-BUTYL ETHER		0.1	U		0.1	U	
METHYLENE CHLORIDE		0.1	U		0.54	U	B
O-XYLENE		0.1	U		0.1	U	
PENTAFLUOROETHYL CHLORIDE		0.1	U		0.1	U	
STYRENE		0.1	U		0.1	U	
TETRACHLOROETHENE		1			1.4		
TOLUENE		0.1	U		0.1	U	
TOTAL XYLENES		0.1	U		0.1	U	
TRANS-1,2-DICHLOROETHENE		0.1	U		0.1	U	
TRANS-1,3-DICHLOROPROPENE		0.1	U		0.1	U	
TRICHLOROETHENE		1.8			4.6		
TRICHLOROFLUOROMETHANE		0.1	U		0.23	J	P
VINYL CHLORIDE		0.1	U		0.1	U	

PROJ_NO: 07793	NSAMPLE	MW-10GL-XX			MW-2GL-XX			MW-31GL-XX			MW-31MI-XX		
SDG: 460-122092-1	LAB_ID	460-122092-6			460-122092-4			460-122092-8			460-122092-7		
FRACTION: PAH	SAMP_DATE	10/13/2016			10/13/2016			10/13/2016			10/13/2016		
MEDIA: WATER	QC_TYPE	NM			NM			NM			NM		
	UNITS	UG/L			UG/L			UG/L			UG/L		
	PCT_SOLIDS	0.0			0.0			0.0			0.0		
	DUP_OF												
PARAMETER		RESULT	VQL	QLCD	RESULT	VQL	QLCD	RESULT	VQL	QLCD	RESULT	VQL	QLCD
1,4-DIOXANE		0.36	J	P	0.11	U		0.11	U		0.37	J	P

PROJ_NO: 07793	NSAMPLE	MW-31ML-XX			MW-35GL-XX			MW-43MI-XX			MW-43MU-XX		
SDG: 460-122092-1	LAB_ID	460-122092-9			460-122092-10			460-122092-12			460-122092-11		
FRACTION: PAH	SAMP_DATE	10/13/2016			10/13/2016			10/13/2016			10/13/2016		
MEDIA: WATER	QC_TYPE	NM			NM			NM			NM		
	UNITS	UG/L			UG/L			UG/L			UG/L		
	PCT_SOLIDS	0.0			0.0			0.0			0.0		
	DUP_OF												
PARAMETER		RESULT	VQL	QLCD	RESULT	VQL	QLCD	RESULT	VQL	QLCD	RESULT	VQL	QLCD
1,4-DIOXANE		0.4			4			0.11	U		0.11	U	

PROJ_NO: 07793	NSAMPLE	MW-500-XX			MW-9GL-XX			QC-EB101316			QC-TB101316		
SDG: 460-122092-1	LAB_ID	460-122092-3			460-122092-5			460-122092-2			460-122092-1		
FRACTION: PAH	SAMP_DATE	10/13/2016			10/13/2016			10/13/2016			10/13/2016		
MEDIA: WATER	QC_TYPE	NM			NM			EB			TB		
	UNITS	UG/L			UG/L			UG/L			UG/L		
	PCT_SOLIDS	0.0			0.0			0.0			0.0		
	DUP_OF	MW-31MI-XX											
PARAMETER		RESULT	VQL	QLCD	RESULT	VQL	QLCD	RESULT	VQL	QLCD	RESULT	VQL	QLCD
1,4-DIOXANE		0.11	U		0.11	U		0.11	U		0.11	U	

PROJ_NO: 07793	NSAMPLE	SW-N12999-XX			SW-N13000-XX			SW-N5099-XX		
SDG: 460-122092-1	LAB_ID	460-122092-15			460-122092-16			460-122092-17		
FRACTION: PAH	SAMP_DATE	10/14/2016			10/14/2016			10/14/2016		
MEDIA: WATER	QC_TYPE	NM			NM			NM		
	UNITS	UG/L			UG/L			UG/L		
	PCT_SOLIDS	0.0			0.0			0.0		
	DUP_OF									
PARAMETER		RESULT	VQL	QLCD	RESULT	VQL	QLCD	RESULT	VQL	QLCD
1,4-DIOXANE		0.52			0.11	U		0.11	U	

PROJ_NO: 07793	NSAMPLE	MW-10GL-XX			MW-2GL-XX			MW-31GL-XX			MW-31MI-XX		
SDG: 460-122092-1	LAB_ID	460-122092-6			460-122092-4			460-122092-8			460-122092-7		
FRACTION: MISC	SAMP_DATE	10/13/2016			10/13/2016			10/13/2016			10/13/2016		
MEDIA: WATER	QC_TYPE	NM			NM			NM			NM		
	UNITS	MG/L			MG/L			MG/L			MG/L		
	PCT_SOLIDS	0.0			0.0			0.0			0.0		
	DUP_OF												
PARAMETER		RESULT	VQL	QLCD	RESULT	VQL	QLCD	RESULT	VQL	QLCD	RESULT	VQL	QLCD
BROMIDE		0.2			0.00045	U		0.17			0.091		
CHLORIDE		270			116			107			91		

PROJ_NO: 07793	NSAMPLE	MW-31ML-XX			MW-35GL-XX			MW-43MI-XX			MW-43MU-XX		
SDG: 460-122092-1	LAB_ID	460-122092-9			460-122092-10			460-122092-12			460-122092-11		
FRACTION: MISC	SAMP_DATE	10/13/2016			10/13/2016			10/13/2016			10/13/2016		
MEDIA: WATER	QC_TYPE	NM			NM			NM			NM		
	UNITS	MG/L			MG/L			MG/L			MG/L		
	PCT_SOLIDS	0.0			0.0			0.0			0.0		
	DUP_OF												
PARAMETER		RESULT	VQL	QLCD	RESULT	VQL	QLCD	RESULT	VQL	QLCD	RESULT	VQL	QLCD
BROMIDE		0.00045	U		0.41			0.00045	U		0.00045	U	
CHLORIDE		11.5			145			10.5			14.5		

PROJ_NO: 07793	NSAMPLE	MW-500-XX			MW-9GL-XX			QC-EB101316			SW-N12999-XX		
SDG: 460-122092-1	LAB_ID	460-122092-3			460-122092-5			460-122092-2			460-122092-15		
FRACTION: MISC	SAMP_DATE	10/13/2016			10/13/2016			10/13/2016			10/14/2016		
MEDIA: WATER	QC_TYPE	NM			NM			EB			NM		
	UNITS	MG/L			MG/L			MG/L			MG/L		
	PCT_SOLIDS	0.0			0.0			0.0			0.0		
	DUP_OF	MW-31MI-XX											
PARAMETER		RESULT	VQL	QLCD	RESULT	VQL	QLCD	RESULT	VQL	QLCD	RESULT	VQL	QLCD
BROMIDE		0.078			0.00045	U		0.00045	U		0.11		
CHLORIDE		89			382			0.84	U		70		

PROJ_NO: 07793	NSAMPLE	SW-N13000-XX			SW-N5099-XX		
SDG: 460-122092-1	LAB_ID	460-122092-16			460-122092-17		
FRACTION: MISC	SAMP_DATE	10/14/2016			10/14/2016		
MEDIA: WATER	QC_TYPE	NM			NM		
	UNITS	MG/L			MG/L		
	PCT_SOLIDS	0.0			0.0		
	DUP_OF						
PARAMETER		RESULT	VQL	QLCD	RESULT	VQL	QLCD
BROMIDE		0.0036			0.00045	U	
CHLORIDE		35			13.5		

Attachment 2

Results as Reported by the Laboratory

FORM I
GC/MS VOA ORGANICS ANALYSIS DATA SHEET

Lab Name: TestAmerica Edison | Job No.: 460-122092-1

SDG No.:

Client Sample ID: QC-TB101316 | Lab Sample ID: 460-122092-1

Matrix: Water | Lab File ID: N98846.D

Analysis Method: 8260C SIM | Date Collected: 10/13/2016 00:00

Sample wt/vol: 5(mL) | Date Analyzed: 10/22/2016 23:15

Soil Aliquot Vol: | Dilution Factor: 1

Soil Extract Vol.: | GC Column: DB-624 ID: 0.18(mm)

% Moisture: | Level: (low/med) Low

Analysis Batch No.: 399067 | Units: ug/L

CAS NO.	COMPOUND NAME	RESULT	Q	RL	MDL
123-91-1	1,4-Dioxane	0.40	U	0.40	0.11

CAS NO.	SURROGATE	%REC	Q	LIMITS
460-00-4	4-Bromofluorobenzene	99		72-133
17060-07-0	1,2-Dichloroethane-d4 (Surr)	104		71-144

FORM I
GC/MS VOA ORGANICS ANALYSIS DATA SHEET

Lab Name: TestAmerica Edison | Job No.: 460-122092-1

SDG No.:

Client Sample ID: QC-EB101316 | Lab Sample ID: 460-122092-2

Matrix: Water | Lab File ID: N98848.D

Analysis Method: 8260C SIM | Date Collected: 10/13/2016 06:30

Sample wt/vol: 5(mL) | Date Analyzed: 10/23/2016 00:02

Soil Aliquot Vol: | Dilution Factor: 1

Soil Extract Vol.: | GC Column: DB-624 ID: 0.18(mm)

% Moisture: | Level: (low/med) Low

Analysis Batch No.: 399067 | Units: ug/L

CAS NO.	COMPOUND NAME	RESULT	Q	RL	MDL
123-91-1	1,4-Dioxane	0.40	U	0.40	0.11

CAS NO.	SURROGATE	%REC	Q	LIMITS
460-00-4	4-Bromofluorobenzene	91		72-133
17060-07-0	1,2-Dichloroethane-d4 (Surr)	108		71-144

FORM I
GC/MS VOA ORGANICS ANALYSIS DATA SHEET

Lab Name: TestAmerica Edison
Job No.: 460-122092-1
SDG No.:
Client Sample ID: MW-500-XX
Lab Sample ID: 460-122092-3
Matrix: Water
Lab File ID: N98851.D
Analysis Method: 8260C SIM
Date Collected: 10/13/2016 12:00
Sample wt/vol: 5(mL)
Date Analyzed: 10/23/2016 01:12
Soil Aliquot Vol:
Dilution Factor: 1
Soil Extract Vol.:
GC Column: DB-624 ID: 0.18(mm)
% Moisture:
Level: (low/med) Low
Analysis Batch No.: 399067
Units: ug/L

CAS NO.	COMPOUND NAME	RESULT	Q	RL	MDL
123-91-1	1,4-Dioxane	0.40	U	0.40	0.11

CAS NO.	SURROGATE	%REC	Q	LIMITS
460-00-4	4-Bromofluorobenzene	95		72-133
17060-07-0	1,2-Dichloroethane-d4 (Surr)	97		71-144

FORM I
GC/MS VOA ORGANICS ANALYSIS DATA SHEET

Lab Name: TestAmerica Edison | Job No.: 460-122092-1

SDG No.:

Client Sample ID: MW-2GL-XX | Lab Sample ID: 460-122092-4

Matrix: Water | Lab File ID: N98852.D

Analysis Method: 8260C SIM | Date Collected: 10/13/2016 11:03

Sample wt/vol: 5(mL) | Date Analyzed: 10/23/2016 01:35

Soil Aliquot Vol: | Dilution Factor: 1

Soil Extract Vol.: | GC Column: DB-624 ID: 0.18(mm)

% Moisture: | Level: (low/med) Low

Analysis Batch No.: 399067 | Units: ug/L

CAS NO.	COMPOUND NAME	RESULT	Q	RL	MDL
123-91-1	1,4-Dioxane	0.40	U	0.40	0.11

CAS NO.	SURROGATE	%REC	Q	LIMITS
460-00-4	4-Bromofluorobenzene	93		72-133
17060-07-0	1,2-Dichloroethane-d4 (Surr)	104		71-144

FORM I
GC/MS VOA ORGANICS ANALYSIS DATA SHEET

Lab Name: TestAmerica Edison | Job No.: 460-122092-1

SDG No.:

Client Sample ID: MW-9GL-XX | Lab Sample ID: 460-122092-5

Matrix: Water | Lab File ID: N98853.D

Analysis Method: 8260C SIM | Date Collected: 10/13/2016 13:00

Sample wt/vol: 5(mL) | Date Analyzed: 10/23/2016 01:58

Soil Aliquot Vol: | Dilution Factor: 1

Soil Extract Vol.: | GC Column: DB-624 ID: 0.18(mm)

% Moisture: | Level: (low/med) Low

Analysis Batch No.: 399067 | Units: ug/L

CAS NO.	COMPOUND NAME	RESULT	Q	RL	MDL
123-91-1	1,4-Dioxane	0.40	U	0.40	0.11

CAS NO.	SURROGATE	%REC	Q	LIMITS
460-00-4	4-Bromofluorobenzene	103		72-133
17060-07-0	1,2-Dichloroethane-d4 (Surr)	99		71-144

FORM I
GC/MS VOA ORGANICS ANALYSIS DATA SHEET

Lab Name: TestAmerica Edison | Job No.: 460-122092-1

SDG No.:

Client Sample ID: MW-10GL-XX | Lab Sample ID: 460-122092-6

Matrix: Water | Lab File ID: N98854.D

Analysis Method: 8260C SIM | Date Collected: 10/13/2016 15:30

Sample wt/vol: 5(mL) | Date Analyzed: 10/23/2016 02:22

Soil Aliquot Vol: | Dilution Factor: 1

Soil Extract Vol.: | GC Column: DB-624 ID: 0.18(mm)

% Moisture: | Level: (low/med) Low

Analysis Batch No.: 399067 | Units: ug/L

CAS NO.	COMPOUND NAME	RESULT	Q	RL	MDL
123-91-1	1,4-Dioxane	0.36	J	0.40	0.11

CAS NO.	SURROGATE	%REC	Q	LIMITS
460-00-4	4-Bromofluorobenzene	87		72-133
17060-07-0	1,2-Dichloroethane-d4 (Surr)	99		71-144

FORM I
GC/MS VOA ORGANICS ANALYSIS DATA SHEET

Lab Name: TestAmerica Edison | Job No.: 460-122092-1

SDG No.:

Client Sample ID: MW-31MI-XX | Lab Sample ID: 460-122092-7

Matrix: Water | Lab File ID: N98855.D

Analysis Method: 8260C SIM | Date Collected: 10/13/2016 12:45

Sample wt/vol: 5(mL) | Date Analyzed: 10/23/2016 02:45

Soil Aliquot Vol: | Dilution Factor: 1

Soil Extract Vol.: | GC Column: DB-624 ID: 0.18(mm)

% Moisture: | Level: (low/med) Low

Analysis Batch No.: 399067 | Units: ug/L

CAS NO.	COMPOUND NAME	RESULT	Q	RL	MDL
123-91-1	1,4-Dioxane	0.37	J	0.40	0.11

CAS NO.	SURROGATE	%REC	Q	LIMITS
460-00-4	4-Bromofluorobenzene	91		72-133
17060-07-0	1,2-Dichloroethane-d4 (Surr)	112		71-144

FORM I
GC/MS VOA ORGANICS ANALYSIS DATA SHEET

Lab Name: TestAmerica Edison
Job No.: 460-122092-1
SDG No.:
Client Sample ID: MW-31GL-XX
Lab Sample ID: 460-122092-8
Matrix: Water
Lab File ID: N98856.D
Analysis Method: 8260C SIM
Date Collected: 10/13/2016 10:45
Sample wt/vol: 5(mL)
Date Analyzed: 10/23/2016 03:08
Soil Aliquot Vol:
Dilution Factor: 1
Soil Extract Vol.:
GC Column: DB-624 ID: 0.18(mm)
% Moisture:
Level: (low/med) Low
Analysis Batch No.: 399067
Units: ug/L

CAS NO.	COMPOUND NAME	RESULT	Q	RL	MDL
123-91-1	1,4-Dioxane	0.40	U	0.40	0.11

CAS NO.	SURROGATE	%REC	Q	LIMITS
460-00-4	4-Bromofluorobenzene	92		72-133
17060-07-0	1,2-Dichloroethane-d4 (Surr)	97		71-144

FORM I
GC/MS VOA ORGANICS ANALYSIS DATA SHEET

Lab Name: TestAmerica Edison | Job No.: 460-122092-1

SDG No.:

Client Sample ID: MW-31ML-XX | Lab Sample ID: 460-122092-9

Matrix: Water | Lab File ID: N98857.D

Analysis Method: 8260C SIM | Date Collected: 10/13/2016 11:50

Sample wt/vol: 5(mL) | Date Analyzed: 10/23/2016 03:32

Soil Aliquot Vol: | Dilution Factor: 1

Soil Extract Vol.: | GC Column: DB-624 ID: 0.18(mm)

% Moisture: | Level: (low/med) Low

Analysis Batch No.: 399067 | Units: ug/L

CAS NO.	COMPOUND NAME	RESULT	Q	RL	MDL
123-91-1	1,4-Dioxane	0.40		0.40	0.11

CAS NO.	SURROGATE	%REC	Q	LIMITS
460-00-4	4-Bromofluorobenzene	86		72-133
17060-07-0	1,2-Dichloroethane-d4 (Surr)	93		71-144

FORM I
GC/MS VOA ORGANICS ANALYSIS DATA SHEET

Lab Name: TestAmerica Edison
Job No.: 460-122092-1
SDG No.:
Client Sample ID: MW-35GL-XX
Lab Sample ID: 460-122092-10
Matrix: Water
Lab File ID: N98957.D
Analysis Method: 8260C SIM
Date Collected: 10/13/2016 15:16
Sample wt/vol: 5(mL)
Date Analyzed: 10/24/2016 21:11
Soil Aliquot Vol:
Dilution Factor: 1
Soil Extract Vol.:
GC Column: DB-624 ID: 0.18(mm)
% Moisture:
Level: (low/med) Low
Analysis Batch No.: 399345
Units: ug/L

CAS NO.	COMPOUND NAME	RESULT	Q	RL	MDL
123-91-1	1,4-Dioxane	4.0		0.40	0.11

CAS NO.	SURROGATE	%REC	Q	LIMITS
460-00-4	4-Bromofluorobenzene	110		72-133
17060-07-0	1,2-Dichloroethane-d4 (Surr)	81		71-144

FORM I
GC/MS VOA ORGANICS ANALYSIS DATA SHEET

Lab Name: TestAmerica Edison
Job No.: 460-122092-1
SDG No.:
Client Sample ID: MW-43MU-XX
Lab Sample ID: 460-122092-11
Matrix: Water
Lab File ID: N98858.D
Analysis Method: 8260C SIM
Date Collected: 10/13/2016 10:50
Sample wt/vol: 5(mL)
Date Analyzed: 10/23/2016 03:55
Soil Aliquot Vol:
Dilution Factor: 1
Soil Extract Vol.:
GC Column: DB-624 ID: 0.18(mm)
% Moisture:
Level: (low/med) Low
Analysis Batch No.: 399067
Units: ug/L

CAS NO.	COMPOUND NAME	RESULT	Q	RL	MDL
123-91-1	1,4-Dioxane	0.40	U	0.40	0.11

CAS NO.	SURROGATE	%REC	Q	LIMITS
460-00-4	4-Bromofluorobenzene	92		72-133
17060-07-0	1,2-Dichloroethane-d4 (Surr)	102		71-144

FORM I
GC/MS VOA ORGANICS ANALYSIS DATA SHEET

Lab Name: TestAmerica Edison | Job No.: 460-122092-1

SDG No.:

Client Sample ID: MW-43MI-XX | Lab Sample ID: 460-122092-12

Matrix: Water | Lab File ID: N98859.D

Analysis Method: 8260C SIM | Date Collected: 10/13/2016 11:58

Sample wt/vol: 5(mL) | Date Analyzed: 10/23/2016 04:18

Soil Aliquot Vol: | Dilution Factor: 1

Soil Extract Vol.: | GC Column: DB-624 ID: 0.18(mm)

% Moisture: | Level: (low/med) Low

Analysis Batch No.: 399067 | Units: ug/L

CAS NO.	COMPOUND NAME	RESULT	Q	RL	MDL
123-91-1	1,4-Dioxane	0.40	U	0.40	0.11

CAS NO.	SURROGATE	%REC	Q	LIMITS
460-00-4	4-Bromofluorobenzene	89		72-133
17060-07-0	1,2-Dichloroethane-d4 (Surr)	101		71-144

FORM I
GC/MS VOA ORGANICS ANALYSIS DATA SHEET

Lab Name: TestAmerica Edison | Job No.: 460-122092-1

SDG No.:

Client Sample ID: SW-N12999-XX | Lab Sample ID: 460-122092-15

Matrix: Water | Lab File ID: N98860.D

Analysis Method: 8260C SIM | Date Collected: 10/14/2016 08:50

Sample wt/vol: 5(mL) | Date Analyzed: 10/23/2016 04:42

Soil Aliquot Vol: | Dilution Factor: 1

Soil Extract Vol.: | GC Column: DB-624 ID: 0.18(mm)

% Moisture: | Level: (low/med) Low

Analysis Batch No.: 399067 | Units: ug/L

CAS NO.	COMPOUND NAME	RESULT	Q	RL	MDL
123-91-1	1,4-Dioxane	0.52		0.40	0.11

CAS NO.	SURROGATE	%REC	Q	LIMITS
460-00-4	4-Bromofluorobenzene	96		72-133
17060-07-0	1,2-Dichloroethane-d4 (Surr)	98		71-144

FORM I
GC/MS VOA ORGANICS ANALYSIS DATA SHEET

Lab Name: TestAmerica Edison
Job No.: 460-122092-1
SDG No.:
Client Sample ID: SW-N13000-XX
Lab Sample ID: 460-122092-16
Matrix: Water
Lab File ID: N98861.D
Analysis Method: 8260C SIM
Date Collected: 10/14/2016 09:10
Sample wt/vol: 5(mL)
Date Analyzed: 10/23/2016 05:05
Soil Aliquot Vol:
Dilution Factor: 1
Soil Extract Vol.:
GC Column: DB-624 ID: 0.18(mm)
% Moisture:
Level: (low/med) Low
Analysis Batch No.: 399067
Units: ug/L

CAS NO.	COMPOUND NAME	RESULT	Q	RL	MDL
123-91-1	1,4-Dioxane	0.40	U	0.40	0.11

CAS NO.	SURROGATE	%REC	Q	LIMITS
460-00-4	4-Bromofluorobenzene	90		72-133
17060-07-0	1,2-Dichloroethane-d4 (Surr)	102		71-144

FORM I
GC/MS VOA ORGANICS ANALYSIS DATA SHEET

Lab Name: TestAmerica Edison
Job No.: 460-122092-1
SDG No.:
Client Sample ID: SW-N5099-XX
Lab Sample ID: 460-122092-17
Matrix: Water
Lab File ID: N98862.D
Analysis Method: 8260C SIM
Date Collected: 10/14/2016 09:35
Sample wt/vol: 5(mL)
Date Analyzed: 10/23/2016 05:28
Soil Aliquot Vol:
Dilution Factor: 1
Soil Extract Vol.:
GC Column: DB-624 ID: 0.18(mm)
% Moisture:
Level: (low/med) Low
Analysis Batch No.: 399067
Units: ug/L

CAS NO.	COMPOUND NAME	RESULT	Q	RL	MDL
123-91-1	1,4-Dioxane	0.40	U	0.40	0.11

CAS NO.	SURROGATE	%REC	Q	LIMITS
460-00-4	4-Bromofluorobenzene	88		72-133
17060-07-0	1,2-Dichloroethane-d4 (Surr)	101		71-144

FORM I
GC/MS VOA ORGANICS ANALYSIS DATA SHEET

Lab Name: TestAmerica Edison | Job No.: 460-122092-1

SDG No.:

Client Sample ID: QC-TB101316 | Lab Sample ID: 460-122092-1

Matrix: Water | Lab File ID: V47396.D

Analysis Method: OLM04.2/VOL | Date Collected: 10/13/2016 00:00

Sample wt/vol: 5(mL) | Date Analyzed: 10/20/2016 04:08

Soil Aliquot Vol: | Dilution Factor: 1

Soil Extract Vol.: | GC Column: Rtx-624 ID: 0.25(mm)

% Moisture: | Level: (low/med) Low

Analysis Batch No.: 398453 | Units: ug/L

CAS NO.	COMPOUND NAME	RESULT	Q	RL	MDL
71-55-6	1,1,1-Trichloroethane	1.0	U	1.0	0.10
79-34-5	1,1,2,2-Tetrachloroethane	1.0	U	1.0	0.10
76-13-1	1,1,2-Trichloro-1,2,2-trifluoroethane	1.0	U	1.0	0.10
79-00-5	1,1,2-Trichloroethane	1.0	U	1.0	0.10
75-34-3	1,1-Dichloroethane	1.0	U	1.0	0.10
75-35-4	1,1-Dichloroethene	1.0	U	1.0	0.10
120-82-1	1,2,4-Trichlorobenzene	1.0	U	1.0	0.10
96-12-8	1,2-Dibromo-3-Chloropropane	1.0	U	1.0	0.10
106-93-4	1,2-Dibromoethane	1.0	U	1.0	0.10
95-50-1	1,2-Dichlorobenzene	1.0	U	1.0	0.10
107-06-2	1,2-Dichloroethane	1.0	U	1.0	0.10
78-87-5	1,2-Dichloropropane	1.0	U	1.0	0.10
541-73-1	1,3-Dichlorobenzene	1.0	U	1.0	0.10
106-46-7	1,4-Dichlorobenzene	1.0	U	1.0	0.10
591-78-6	2-Hexanone	1.0	U	1.0	0.10
67-64-1	Acetone	1.0	U	1.0	0.10
71-43-2	Benzene	1.0	U	1.0	0.10
75-27-4	Bromodichloromethane	1.0	U	1.0	0.10
75-25-2	Bromoform	1.0	U	1.0	0.10
74-83-9	Bromomethane	1.0	U	1.0	0.10
75-15-0	Carbon disulfide	1.0	U	1.0	0.10
56-23-5	Carbon tetrachloride	1.0	U	1.0	0.10
108-90-7	Chlorobenzene	1.0	U	1.0	0.10
75-45-6	Chlorodifluoromethane	1.0	U	1.0	0.10
75-00-3	Chloroethane	1.0	U	1.0	0.10
67-66-3	Chloroform	1.0	U	1.0	0.10
74-87-3	Chloromethane	1.0	U	1.0	0.10
156-59-2	cis-1,2-Dichloroethene	1.0	U	1.0	0.10
10061-01-5	cis-1,3-Dichloropropene	1.0	U	1.0	0.10
110-82-7	Cyclohexane	1.0	U	1.0	0.10
124-48-1	Dibromochloromethane	1.0	U	1.0	0.10
75-71-8	Dichlorodifluoromethane	1.0	U	1.0	0.10
100-41-4	Ethylbenzene	1.0	U	1.0	0.10
75-69-4	Freon 11	1.0	U	1.0	0.10
76-15-3	Freon 115	1.0	U *	1.0	0.10

FORM I
GC/MS VOA ORGANICS ANALYSIS DATA SHEET

Lab Name: TestAmerica Edison | Job No.: 460-122092-1

SDG No.:

Client Sample ID: QC-TB101316 | Lab Sample ID: 460-122092-1

Matrix: Water | Lab File ID: V47396.D

Analysis Method: OLM04.2/VOL | Date Collected: 10/13/2016 00:00

Sample wt/vol: 5(mL) | Date Analyzed: 10/20/2016 04:08

Soil Aliquot Vol: | Dilution Factor: 1

Soil Extract Vol.: | GC Column: Rtx-624 ID: 0.25(mm)

% Moisture: | Level: (low/med) Low

Analysis Batch No.: 398453 | Units: ug/L

CAS NO.	COMPOUND NAME	RESULT	Q	RL	MDL
306-83-2	Freon 123	1.0	U	1.0	0.10
75-37-6	Freon 152a	1.0	U	1.0	0.10
98-82-8	Isopropylbenzene	1.0	U	1.0	0.10
179601-23-1	m&p-Xylene	1.0	U	1.0	0.10
79-20-9	Methyl acetate	1.0	U	1.0	0.10
78-93-3	Methyl ethyl ketone (MEK)	1.0	U	1.0	0.10
108-10-1	Methyl isobutyl ketone (MIBK)	1.0	U	1.0	0.10
1634-04-4	Methyl tert-butyl ether	1.0	U	1.0	0.10
108-87-2	Methylcyclohexane	1.0	U	1.0	0.10
75-09-2	Methylene Chloride	1.0	U	1.0	0.10
95-47-6	o-Xylene	1.0	U	1.0	0.10
100-42-5	Styrene	1.0	U	1.0	0.10
127-18-4	Tetrachloroethene	1.0	U	1.0	0.10
108-88-3	Toluene	1.0	U	1.0	0.10
156-60-5	trans-1,2-Dichloroethene	1.0	U	1.0	0.10
10061-02-6	trans-1,3-Dichloropropene	1.0	U	1.0	0.10
79-01-6	Trichloroethene	1.0	U	1.0	0.10
75-01-4	Vinyl chloride	1.0	U	1.0	0.10
1330-20-7	Xylenes, Total	1.0	U	1.0	0.10

CAS NO.	SURROGATE	%REC	Q	LIMITS
17060-07-0	1,2-Dichloroethane-d4 (Surr)	102		76-114
460-00-4	4-Bromofluorobenzene	97		86-115
2037-26-5	Toluene-d8 (Surr)	96		88-110

FORM I
GC/MS VOA ORGANICS ANALYSIS DATA SHEET
TENTATIVELY IDENTIFIED COMPOUNDS

Lab Name: TestAmerica Edison Job No.: 460-122092-1

SDG No.:

Client Sample ID: QC-TB101316 Lab Sample ID: 460-122092-1

Matrix: Water Lab File ID: V47396.D

Analysis Method: OLM04.2/VOL Date Collected: 10/13/2016 00:00

Sample wt/vol: 5(mL) Date Analyzed: 10/20/2016 04:08

Soil Aliquot Vol: Dilution Factor: 1

Soil Extract Vol.: GC Column: Rtx-624 ID: 0.25(mm)

% Moisture: Level: (low/med) Low

Analysis Batch No.: 398453 Units: ug/L

Number TICs Found: 0 TIC Result Total: 0

CAS NO.	COMPOUND NAME	RT	RESULT	Q	MATCH QUALITY
	Tentatively Identified Compound		None		

FORM I
GC/MS VOA ORGANICS ANALYSIS DATA SHEET

Lab Name: TestAmerica Edison | Job No.: 460-122092-1
SDG No.:
Client Sample ID: QC-EB101316 | Lab Sample ID: 460-122092-2
Matrix: Water | Lab File ID: V47397.D
Analysis Method: OLM04.2/VOL | Date Collected: 10/13/2016 06:30
Sample wt/vol: 5(mL) | Date Analyzed: 10/20/2016 04:31
Soil Aliquot Vol: | Dilution Factor: 1
Soil Extract Vol.: | GC Column: Rtx-624 ID: 0.25(mm)
% Moisture: | Level: (low/med) Low
Analysis Batch No.: 398453 | Units: ug/L

CAS NO.	COMPOUND NAME	RESULT	Q	RL	MDL
71-55-6	1,1,1-Trichloroethane	1.0	U	1.0	0.10
79-34-5	1,1,2,2-Tetrachloroethane	1.0	U	1.0	0.10
76-13-1	1,1,2-Trichloro-1,2,2-trifluoroethane	1.0	U	1.0	0.10
79-00-5	1,1,2-Trichloroethane	1.0	U	1.0	0.10
75-34-3	1,1-Dichloroethane	1.0	U	1.0	0.10
75-35-4	1,1-Dichloroethene	1.0	U	1.0	0.10
120-82-1	1,2,4-Trichlorobenzene	1.0	U	1.0	0.10
96-12-8	1,2-Dibromo-3-Chloropropane	1.0	U	1.0	0.10
106-93-4	1,2-Dibromoethane	1.0	U	1.0	0.10
95-50-1	1,2-Dichlorobenzene	1.0	U	1.0	0.10
107-06-2	1,2-Dichloroethane	1.0	U	1.0	0.10
78-87-5	1,2-Dichloropropane	1.0	U	1.0	0.10
541-73-1	1,3-Dichlorobenzene	1.0	U	1.0	0.10
106-46-7	1,4-Dichlorobenzene	1.0	U	1.0	0.10
591-78-6	2-Hexanone	1.0	U	1.0	0.10
67-64-1	Acetone	1.0	U	1.0	0.10
71-43-2	Benzene	1.0	U	1.0	0.10
75-27-4	Bromodichloromethane	1.0	U	1.0	0.10
75-25-2	Bromoform	1.0	U	1.0	0.10
74-83-9	Bromomethane	1.0	U	1.0	0.10
75-15-0	Carbon disulfide	1.0	U	1.0	0.10
56-23-5	Carbon tetrachloride	1.0	U	1.0	0.10
108-90-7	Chlorobenzene	1.0	U	1.0	0.10
75-45-6	Chlorodifluoromethane	1.0	U	1.0	0.10
75-00-3	Chloroethane	1.0	U	1.0	0.10
67-66-3	Chloroform	1.0	U	1.0	0.10
74-87-3	Chloromethane	1.0	U	1.0	0.10
156-59-2	cis-1,2-Dichloroethene	1.0	U	1.0	0.10
10061-01-5	cis-1,3-Dichloropropene	1.0	U	1.0	0.10
110-82-7	Cyclohexane	1.0	U	1.0	0.10
124-48-1	Dibromochloromethane	1.0	U	1.0	0.10
75-71-8	Dichlorodifluoromethane	1.0	U	1.0	0.10
100-41-4	Ethylbenzene	1.0	U	1.0	0.10
75-69-4	Freon 11	1.0	U	1.0	0.10
76-15-3	Freon 115	1.0	U *	1.0	0.10

FORM I
GC/MS VOA ORGANICS ANALYSIS DATA SHEET

Lab Name: TestAmerica Edison | Job No.: 460-122092-1
SDG No.:
Client Sample ID: QC-EB101316 | Lab Sample ID: 460-122092-2
Matrix: Water | Lab File ID: V47397.D
Analysis Method: OLM04.2/VOL | Date Collected: 10/13/2016 06:30
Sample wt/vol: 5(mL) | Date Analyzed: 10/20/2016 04:31
Soil Aliquot Vol: | Dilution Factor: 1
Soil Extract Vol.: | GC Column: Rtx-624 ID: 0.25(mm)
% Moisture: | Level: (low/med) Low
Analysis Batch No.: 398453 | Units: ug/L

CAS NO.	COMPOUND NAME	RESULT	Q	RL	MDL
306-83-2	Freon 123	1.0	U	1.0	0.10
75-37-6	Freon 152a	1.0	U	1.0	0.10
98-82-8	Isopropylbenzene	1.0	U	1.0	0.10
179601-23-1	m&p-Xylene	1.0	U	1.0	0.10
79-20-9	Methyl acetate	1.0	U	1.0	0.10
78-93-3	Methyl ethyl ketone (MEK)	1.0	U	1.0	0.10
108-10-1	Methyl isobutyl ketone (MIBK)	1.0	U	1.0	0.10
1634-04-4	Methyl tert-butyl ether	1.0	U	1.0	0.10
108-87-2	Methylcyclohexane	1.0	U	1.0	0.10
75-09-2	Methylene Chloride	1.6		1.0	0.10
95-47-6	o-Xylene	1.0	U	1.0	0.10
100-42-5	Styrene	1.0	U	1.0	0.10
127-18-4	Tetrachloroethene	1.0	U	1.0	0.10
108-88-3	Toluene	1.0	U	1.0	0.10
156-60-5	trans-1,2-Dichloroethene	1.0	U	1.0	0.10
10061-02-6	trans-1,3-Dichloropropene	1.0	U	1.0	0.10
79-01-6	Trichloroethene	1.0	U	1.0	0.10
75-01-4	Vinyl chloride	1.0	U	1.0	0.10
1330-20-7	Xylenes, Total	1.0	U	1.0	0.10

CAS NO.	SURROGATE	%REC	Q	LIMITS
17060-07-0	1,2-Dichloroethane-d4 (Surr)	101		76-114
460-00-4	4-Bromofluorobenzene	96		86-115
2037-26-5	Toluene-d8 (Surr)	96		88-110

FORM I
GC/MS VOA ORGANICS ANALYSIS DATA SHEET
TENTATIVELY IDENTIFIED COMPOUNDS

Lab Name: TestAmerica Edison Job No.: 460-122092-1

SDG No.:

Client Sample ID: QC-EB101316 Lab Sample ID: 460-122092-2

Matrix: Water Lab File ID: V47397.D

Analysis Method: OLM04.2/VOL Date Collected: 10/13/2016 06:30

Sample wt/vol: 5(mL) Date Analyzed: 10/20/2016 04:31

Soil Aliquot Vol: Dilution Factor: 1

Soil Extract Vol.: GC Column: Rtx-624 ID: 0.25(mm)

% Moisture: Level: (low/med) Low

Analysis Batch No.: 398453 Units: ug/L

Number TICs Found: 0 TIC Result Total: 0

CAS NO.	COMPOUND NAME	RT	RESULT	Q	MATCH QUALITY
	Tentatively Identified Compound		None		

FORM I
GC/MS VOA ORGANICS ANALYSIS DATA SHEET

Lab Name: TestAmerica Edison | Job No.: 460-122092-1

SDG No.:

Client Sample ID: MW-500-XX | Lab Sample ID: 460-122092-3

Matrix: Water | Lab File ID: V47398.D

Analysis Method: OLM04.2/VOL | Date Collected: 10/13/2016 12:00

Sample wt/vol: 5(mL) | Date Analyzed: 10/20/2016 04:53

Soil Aliquot Vol: | Dilution Factor: 1

Soil Extract Vol.: | GC Column: Rtx-624 ID: 0.25(mm)

% Moisture: | Level: (low/med) Low

Analysis Batch No.: 398453 | Units: ug/L

CAS NO.	COMPOUND NAME	RESULT	Q	RL	MDL
71-55-6	1,1,1-Trichloroethane	1.0	U	1.0	0.10
79-34-5	1,1,2,2-Tetrachloroethane	1.0	U	1.0	0.10
76-13-1	1,1,2-Trichloro-1,2,2-trifluoroethane	8.2		1.0	0.10
79-00-5	1,1,2-Trichloroethane	0.18	J	1.0	0.10
75-34-3	1,1-Dichloroethane	1.0	U	1.0	0.10
75-35-4	1,1-Dichloroethene	0.34	J	1.0	0.10
120-82-1	1,2,4-Trichlorobenzene	1.0	U	1.0	0.10
96-12-8	1,2-Dibromo-3-Chloropropane	1.0	U	1.0	0.10
106-93-4	1,2-Dibromoethane	1.0	U	1.0	0.10
95-50-1	1,2-Dichlorobenzene	1.0	U	1.0	0.10
107-06-2	1,2-Dichloroethane	1.0	U	1.0	0.10
78-87-5	1,2-Dichloropropane	1.0	U	1.0	0.10
541-73-1	1,3-Dichlorobenzene	1.0	U	1.0	0.10
106-46-7	1,4-Dichlorobenzene	1.0	U	1.0	0.10
591-78-6	2-Hexanone	1.0	U	1.0	0.10
67-64-1	Acetone	1.0	U	1.0	0.10
71-43-2	Benzene	1.0	U	1.0	0.10
75-27-4	Bromodichloromethane	1.0	U	1.0	0.10
75-25-2	Bromoform	1.0	U	1.0	0.10
74-83-9	Bromomethane	1.0	U	1.0	0.10
75-15-0	Carbon disulfide	1.0	U	1.0	0.10
56-23-5	Carbon tetrachloride	1.0	U	1.0	0.10
108-90-7	Chlorobenzene	1.0	U	1.0	0.10
75-45-6	Chlorodifluoromethane	2.9		1.0	0.10
75-00-3	Chloroethane	1.0	U	1.0	0.10
67-66-3	Chloroform	0.56	J	1.0	0.10
74-87-3	Chloromethane	1.0	U	1.0	0.10
156-59-2	cis-1,2-Dichloroethene	180		1.0	0.10
10061-01-5	cis-1,3-Dichloropropene	1.0	U	1.0	0.10
110-82-7	Cyclohexane	1.0	U	1.0	0.10
124-48-1	Dibromochloromethane	1.0	U	1.0	0.10
75-71-8	Dichlorodifluoromethane	1.0	U	1.0	0.10
100-41-4	Ethylbenzene	1.0	U	1.0	0.10
75-69-4	Freon 11	1.0	U	1.0	0.10
76-15-3	Freon 115	1.0	U *	1.0	0.10

FORM I
GC/MS VOA ORGANICS ANALYSIS DATA SHEET

Lab Name: TestAmerica Edison | Job No.: 460-122092-1

SDG No.:

Client Sample ID: MW-500-XX | Lab Sample ID: 460-122092-3

Matrix: Water | Lab File ID: V47398.D

Analysis Method: OLM04.2/VOL | Date Collected: 10/13/2016 12:00

Sample wt/vol: 5(mL) | Date Analyzed: 10/20/2016 04:53

Soil Aliquot Vol: | Dilution Factor: 1

Soil Extract Vol.: | GC Column: Rtx-624 ID: 0.25(mm)

% Moisture: | Level: (low/med) Low

Analysis Batch No.: 398453 | Units: ug/L

CAS NO.	COMPOUND NAME	RESULT	Q	RL	MDL
306-83-2	Freon 123	1.0	U	1.0	0.10
75-37-6	Freon 152a	1.0	U	1.0	0.10
98-82-8	Isopropylbenzene	1.0	U	1.0	0.10
179601-23-1	m&p-Xylene	1.0	U	1.0	0.10
79-20-9	Methyl acetate	1.0	U	1.0	0.10
78-93-3	Methyl ethyl ketone (MEK)	1.0	U	1.0	0.10
108-10-1	Methyl isobutyl ketone (MIBK)	1.0	U	1.0	0.10
1634-04-4	Methyl tert-butyl ether	1.0	U	1.0	0.10
108-87-2	Methylcyclohexane	1.0	U	1.0	0.10
75-09-2	Methylene Chloride	0.66	J	1.0	0.10
95-47-6	o-Xylene	1.0	U	1.0	0.10
100-42-5	Styrene	1.0	U	1.0	0.10
127-18-4	Tetrachloroethene	25		1.0	0.10
108-88-3	Toluene	1.0	U	1.0	0.10
156-60-5	trans-1,2-Dichloroethene	1.1		1.0	0.10
10061-02-6	trans-1,3-Dichloropropene	1.0	U	1.0	0.10
79-01-6	Trichloroethene	52		1.0	0.10
75-01-4	Vinyl chloride	1.0	U	1.0	0.10
1330-20-7	Xylenes, Total	1.0	U	1.0	0.10

CAS NO.	SURROGATE	%REC	Q	LIMITS
17060-07-0	1,2-Dichloroethane-d4 (Surr)	100		76-114
460-00-4	4-Bromofluorobenzene	94		86-115
2037-26-5	Toluene-d8 (Surr)	96		88-110

FORM I
GC/MS VOA ORGANICS ANALYSIS DATA SHEET
TENTATIVELY IDENTIFIED COMPOUNDS

Lab Name: TestAmerica Edison Job No.: 460-122092-1

SDG No.:

Client Sample ID: MW-500-XX Lab Sample ID: 460-122092-3

Matrix: Water Lab File ID: V47398.D

Analysis Method: OLM04.2/VOL Date Collected: 10/13/2016 12:00

Sample wt/vol: 5(mL) Date Analyzed: 10/20/2016 04:53

Soil Aliquot Vol: Dilution Factor: 1

Soil Extract Vol.: GC Column: Rtx-624 ID: 0.25(mm)

% Moisture: Level: (low/med) Low

Analysis Batch No.: 398453 Units: ug/L

Number TICs Found: 0 TIC Result Total: 0

CAS NO.	COMPOUND NAME	RT	RESULT	Q	MATCH QUALITY
	Tentatively Identified Compound		None		

FORM I-TIC OLM04.2/VOL

FORM I
GC/MS VOA ORGANICS ANALYSIS DATA SHEET

Lab Name: TestAmerica Edison | Job No.: 460-122092-1
SDG No.:
Client Sample ID: MW-2GL-XX | Lab Sample ID: 460-122092-4
Matrix: Water | Lab File ID: V47430.D
Analysis Method: OLM04.2/VOL | Date Collected: 10/13/2016 11:03
Sample wt/vol: 5(mL) | Date Analyzed: 10/20/2016 22:08
Soil Aliquot Vol: | Dilution Factor: 1
Soil Extract Vol.: | GC Column: Rtx-624 ID: 0.25(mm)
% Moisture: | Level: (low/med) Low
Analysis Batch No.: 398685 | Units: ug/L

CAS NO.	COMPOUND NAME	RESULT	Q	RL	MDL
71-55-6	1,1,1-Trichloroethane	1.0	U	1.0	0.10
79-34-5	1,1,2,2-Tetrachloroethane	1.0	U	1.0	0.10
76-13-1	1,1,2-Trichloro-1,2,2-trifluoroethane	1.0	U	1.0	0.10
79-00-5	1,1,2-Trichloroethane	1.0	U	1.0	0.10
75-34-3	1,1-Dichloroethane	1.0	U	1.0	0.10
75-35-4	1,1-Dichloroethene	1.0	U	1.0	0.10
120-82-1	1,2,4-Trichlorobenzene	1.0	U	1.0	0.10
96-12-8	1,2-Dibromo-3-Chloropropane	1.0	U	1.0	0.10
106-93-4	1,2-Dibromoethane	1.0	U	1.0	0.10
95-50-1	1,2-Dichlorobenzene	1.0	U	1.0	0.10
107-06-2	1,2-Dichloroethane	1.0	U	1.0	0.10
78-87-5	1,2-Dichloropropane	1.0	U	1.0	0.10
541-73-1	1,3-Dichlorobenzene	1.0	U	1.0	0.10
106-46-7	1,4-Dichlorobenzene	1.0	U	1.0	0.10
591-78-6	2-Hexanone	1.0	U	1.0	0.10
67-64-1	Acetone	1.0	U	1.0	0.10
71-43-2	Benzene	1.0	U	1.0	0.10
75-27-4	Bromodichloromethane	1.0	U	1.0	0.10
75-25-2	Bromoform	1.0	U	1.0	0.10
74-83-9	Bromomethane	1.0	U	1.0	0.10
75-15-0	Carbon disulfide	1.0	U	1.0	0.10
56-23-5	Carbon tetrachloride	1.0	U	1.0	0.10
108-90-7	Chlorobenzene	1.0	U	1.0	0.10
75-45-6	Chlorodifluoromethane	1.0	U	1.0	0.10
75-00-3	Chloroethane	1.0	U	1.0	0.10
67-66-3	Chloroform	1.0	U	1.0	0.10
74-87-3	Chloromethane	1.0	U	1.0	0.10
156-59-2	cis-1,2-Dichloroethene	1.0	U	1.0	0.10
10061-01-5	cis-1,3-Dichloropropene	1.0	U	1.0	0.10
110-82-7	Cyclohexane	1.0	U	1.0	0.10
124-48-1	Dibromochloromethane	1.0	U	1.0	0.10
75-71-8	Dichlorodifluoromethane	1.0	U	1.0	0.10
100-41-4	Ethylbenzene	1.0	U	1.0	0.10
75-69-4	Freon 11	1.0	U	1.0	0.10
76-15-3	Freon 115	1.0	U	1.0	0.10

FORM I
GC/MS VOA ORGANICS ANALYSIS DATA SHEET

Lab Name: TestAmerica Edison | Job No.: 460-122092-1

SDG No.:

Client Sample ID: MW-2GL-XX | Lab Sample ID: 460-122092-4

Matrix: Water | Lab File ID: V47430.D

Analysis Method: OLM04.2/VOL | Date Collected: 10/13/2016 11:03

Sample wt/vol: 5(mL) | Date Analyzed: 10/20/2016 22:08

Soil Aliquot Vol: | Dilution Factor: 1

Soil Extract Vol.: | GC Column: Rtx-624 ID: 0.25(mm)

% Moisture: | Level: (low/med) Low

Analysis Batch No.: 398685 | Units: ug/L

CAS NO.	COMPOUND NAME	RESULT	Q	RL	MDL
306-83-2	Freon 123	1.0	U	1.0	0.10
75-37-6	Freon 152a	1.0	U	1.0	0.10
98-82-8	Isopropylbenzene	1.0	U	1.0	0.10
179601-23-1	m&p-Xylene	1.0	U	1.0	0.10
79-20-9	Methyl acetate	1.0	U	1.0	0.10
78-93-3	Methyl ethyl ketone (MEK)	1.0	U	1.0	0.10
108-10-1	Methyl isobutyl ketone (MIBK)	1.0	U	1.0	0.10
1634-04-4	Methyl tert-butyl ether	1.0	U	1.0	0.10
108-87-2	Methylcyclohexane	1.0	U	1.0	0.10
75-09-2	Methylene Chloride	0.60	J	1.0	0.10
95-47-6	o-Xylene	1.0	U	1.0	0.10
100-42-5	Styrene	1.0	U	1.0	0.10
127-18-4	Tetrachloroethene	1.0		1.0	0.10
108-88-3	Toluene	1.0	U	1.0	0.10
156-60-5	trans-1,2-Dichloroethene	1.0	U	1.0	0.10
10061-02-6	trans-1,3-Dichloropropene	1.0	U	1.0	0.10
79-01-6	Trichloroethene	0.40	J	1.0	0.10
75-01-4	Vinyl chloride	1.0	U	1.0	0.10
1330-20-7	Xylenes, Total	1.0	U	1.0	0.10

CAS NO.	SURROGATE	%REC	Q	LIMITS
17060-07-0	1,2-Dichloroethane-d4 (Surr)	97		76-114
460-00-4	4-Bromofluorobenzene	96		86-115
2037-26-5	Toluene-d8 (Surr)	98		88-110

FORM I
GC/MS VOA ORGANICS ANALYSIS DATA SHEET
TENTATIVELY IDENTIFIED COMPOUNDS

Lab Name: TestAmerica Edison Job No.: 460-122092-1

SDG No.:

Client Sample ID: MW-2GL-XX Lab Sample ID: 460-122092-4

Matrix: Water Lab File ID: V47430.D

Analysis Method: OLM04.2/VOL Date Collected: 10/13/2016 11:03

Sample wt/vol: 5(mL) Date Analyzed: 10/20/2016 22:08

Soil Aliquot Vol: Dilution Factor: 1

Soil Extract Vol.: GC Column: Rtx-624 ID: 0.25(mm)

% Moisture: Level: (low/med) Low

Analysis Batch No.: 398685 Units: ug/L

Number TICs Found: 0 TIC Result Total: 0

CAS NO.	COMPOUND NAME	RT	RESULT	Q	MATCH QUALITY
	Tentatively Identified Compound		None		

FORM I
GC/MS VOA ORGANICS ANALYSIS DATA SHEET

Lab Name: TestAmerica Edison | Job No.: 460-122092-1
SDG No.:
Client Sample ID: MW-9GL-XX | Lab Sample ID: 460-122092-5
Matrix: Water | Lab File ID: V47407.D
Analysis Method: OLM04.2/VOL | Date Collected: 10/13/2016 13:00
Sample wt/vol: 5(mL) | Date Analyzed: 10/20/2016 08:19
Soil Aliquot Vol: | Dilution Factor: 1
Soil Extract Vol.: | GC Column: Rtx-624 ID: 0.25(mm)
% Moisture: | Level: (low/med) Low
Analysis Batch No.: 398453 | Units: ug/L

CAS NO.	COMPOUND NAME	RESULT	Q	RL	MDL
71-55-6	1,1,1-Trichloroethane	1.0	U	1.0	0.10
79-34-5	1,1,2,2-Tetrachloroethane	1.0	U	1.0	0.10
76-13-1	1,1,2-Trichloro-1,2,2-trifluoroethane	0.49	J	1.0	0.10
79-00-5	1,1,2-Trichloroethane	1.0	U	1.0	0.10
75-34-3	1,1-Dichloroethane	1.0	U	1.0	0.10
75-35-4	1,1-Dichloroethene	0.25	J	1.0	0.10
120-82-1	1,2,4-Trichlorobenzene	1.0	U	1.0	0.10
96-12-8	1,2-Dibromo-3-Chloropropane	1.0	U	1.0	0.10
106-93-4	1,2-Dibromoethane	1.0	U	1.0	0.10
95-50-1	1,2-Dichlorobenzene	1.0	U	1.0	0.10
107-06-2	1,2-Dichloroethane	1.0	U	1.0	0.10
78-87-5	1,2-Dichloropropane	1.0	U	1.0	0.10
541-73-1	1,3-Dichlorobenzene	1.0	U	1.0	0.10
106-46-7	1,4-Dichlorobenzene	1.0	U	1.0	0.10
591-78-6	2-Hexanone	1.0	U	1.0	0.10
67-64-1	Acetone	1.0	U	1.0	0.10
71-43-2	Benzene	1.0	U	1.0	0.10
75-27-4	Bromodichloromethane	1.0	U	1.0	0.10
75-25-2	Bromoform	1.0	U	1.0	0.10
74-83-9	Bromomethane	1.0	U	1.0	0.10
75-15-0	Carbon disulfide	1.0	U	1.0	0.10
56-23-5	Carbon tetrachloride	1.0	U	1.0	0.10
108-90-7	Chlorobenzene	1.0	U	1.0	0.10
75-45-6	Chlorodifluoromethane	1.0	U	1.0	0.10
75-00-3	Chloroethane	1.0	U	1.0	0.10
67-66-3	Chloroform	0.11	J	1.0	0.10
74-87-3	Chloromethane	1.0	U	1.0	0.10
156-59-2	cis-1,2-Dichloroethene	3.8		1.0	0.10
10061-01-5	cis-1,3-Dichloropropene	1.0	U	1.0	0.10
110-82-7	Cyclohexane	1.0	U	1.0	0.10
124-48-1	Dibromochloromethane	1.0	U	1.0	0.10
75-71-8	Dichlorodifluoromethane	1.0	U	1.0	0.10
100-41-4	Ethylbenzene	1.0	U	1.0	0.10
75-69-4	Freon 11	1.0	U	1.0	0.10
76-15-3	Freon 115	1.0	U *	1.0	0.10

FORM I
GC/MS VOA ORGANICS ANALYSIS DATA SHEET

Lab Name: TestAmerica Edison | Job No.: 460-122092-1
SDG No.:
Client Sample ID: MW-9GL-XX | Lab Sample ID: 460-122092-5
Matrix: Water | Lab File ID: V47407.D
Analysis Method: OLM04.2/VOL | Date Collected: 10/13/2016 13:00
Sample wt/vol: 5(mL) | Date Analyzed: 10/20/2016 08:19
Soil Aliquot Vol: | Dilution Factor: 1
Soil Extract Vol.: | GC Column: Rtx-624 ID: 0.25(mm)
% Moisture: | Level: (low/med) Low
Analysis Batch No.: 398453 | Units: ug/L

CAS NO.	COMPOUND NAME	RESULT	Q	RL	MDL
306-83-2	Freon 123	1.0	U	1.0	0.10
75-37-6	Freon 152a	1.0	U	1.0	0.10
98-82-8	Isopropylbenzene	1.0	U	1.0	0.10
179601-23-1	m&p-Xylene	1.0	U	1.0	0.10
79-20-9	Methyl acetate	1.0	U	1.0	0.10
78-93-3	Methyl ethyl ketone (MEK)	1.0	U	1.0	0.10
108-10-1	Methyl isobutyl ketone (MIBK)	1.0	U	1.0	0.10
1634-04-4	Methyl tert-butyl ether	1.0	U	1.0	0.10
108-87-2	Methylcyclohexane	1.0	U	1.0	0.10
75-09-2	Methylene Chloride	1.0	U	1.0	0.10
95-47-6	o-Xylene	1.0	U	1.0	0.10
100-42-5	Styrene	1.0	U	1.0	0.10
127-18-4	Tetrachloroethene	1.8		1.0	0.10
108-88-3	Toluene	1.0	U	1.0	0.10
156-60-5	trans-1,2-Dichloroethene	1.0	U	1.0	0.10
10061-02-6	trans-1,3-Dichloropropene	1.0	U	1.0	0.10
79-01-6	Trichloroethene	2.6		1.0	0.10
75-01-4	Vinyl chloride	1.0	U	1.0	0.10
1330-20-7	Xylenes, Total	1.0	U	1.0	0.10

CAS NO.	SURROGATE	%REC	Q	LIMITS
17060-07-0	1,2-Dichloroethane-d4 (Surr)	103		76-114
460-00-4	4-Bromofluorobenzene	96		86-115
2037-26-5	Toluene-d8 (Surr)	95		88-110

FORM I
GC/MS VOA ORGANICS ANALYSIS DATA SHEET
TENTATIVELY IDENTIFIED COMPOUNDS

Lab Name: TestAmerica Edison Job No.: 460-122092-1

SDG No.:

Client Sample ID: MW-9GL-XX Lab Sample ID: 460-122092-5

Matrix: Water Lab File ID: V47407.D

Analysis Method: OLM04.2/VOL Date Collected: 10/13/2016 13:00

Sample wt/vol: 5(mL) Date Analyzed: 10/20/2016 08:19

Soil Aliquot Vol: Dilution Factor: 1

Soil Extract Vol.: GC Column: Rtx-624 ID: 0.25(mm)

% Moisture: Level: (low/med) Low

Analysis Batch No.: 398453 Units: ug/L

Number TICs Found: 0 TIC Result Total: 0

CAS NO.	COMPOUND NAME	RT	RESULT	Q	MATCH QUALITY
	Tentatively Identified Compound		None		

FORM I
GC/MS VOA ORGANICS ANALYSIS DATA SHEET

Lab Name: TestAmerica Edison | Job No.: 460-122092-1

SDG No.:

Client Sample ID: MW-10GL-XX | Lab Sample ID: 460-122092-6

Matrix: Water | Lab File ID: V47408.D

Analysis Method: OLM04.2/VOL | Date Collected: 10/13/2016 15:30

Sample wt/vol: 5(mL) | Date Analyzed: 10/20/2016 08:42

Soil Aliquot Vol: | Dilution Factor: 1

Soil Extract Vol.: | GC Column: Rtx-624 ID: 0.25(mm)

% Moisture: | Level: (low/med) Low

Analysis Batch No.: 398453 | Units: ug/L

CAS NO.	COMPOUND NAME	RESULT	Q	RL	MDL
71-55-6	1,1,1-Trichloroethane	1.0	U	1.0	0.10
79-34-5	1,1,2,2-Tetrachloroethane	1.0	U	1.0	0.10
76-13-1	1,1,2-Trichloro-1,2,2-trifluoroethane	1.0	U	1.0	0.10
79-00-5	1,1,2-Trichloroethane	1.0	U	1.0	0.10
75-34-3	1,1-Dichloroethane	1.0	U	1.0	0.10
75-35-4	1,1-Dichloroethene	0.48	J	1.0	0.10
120-82-1	1,2,4-Trichlorobenzene	1.0	U	1.0	0.10
96-12-8	1,2-Dibromo-3-Chloropropane	1.0	U	1.0	0.10
106-93-4	1,2-Dibromoethane	1.0	U	1.0	0.10
95-50-1	1,2-Dichlorobenzene	1.0	U	1.0	0.10
107-06-2	1,2-Dichloroethane	1.0	U	1.0	0.10
78-87-5	1,2-Dichloropropane	1.0	U	1.0	0.10
541-73-1	1,3-Dichlorobenzene	1.0	U	1.0	0.10
106-46-7	1,4-Dichlorobenzene	1.0	U	1.0	0.10
591-78-6	2-Hexanone	1.0	U	1.0	0.10
67-64-1	Acetone	1.0	U	1.0	0.10
71-43-2	Benzene	1.0	U	1.0	0.10
75-27-4	Bromodichloromethane	1.0	U	1.0	0.10
75-25-2	Bromoform	1.0	U	1.0	0.10
74-83-9	Bromomethane	1.0	U	1.0	0.10
75-15-0	Carbon disulfide	1.0	U	1.0	0.10
56-23-5	Carbon tetrachloride	1.0	U	1.0	0.10
108-90-7	Chlorobenzene	1.0	U	1.0	0.10
75-45-6	Chlorodifluoromethane	1.0	U	1.0	0.10
75-00-3	Chloroethane	1.0	U	1.0	0.10
67-66-3	Chloroform	0.32	J	1.0	0.10
74-87-3	Chloromethane	1.0	U	1.0	0.10
156-59-2	cis-1,2-Dichloroethene	0.29	J	1.0	0.10
10061-01-5	cis-1,3-Dichloropropene	1.0	U	1.0	0.10
110-82-7	Cyclohexane	1.0	U	1.0	0.10
124-48-1	Dibromochloromethane	1.0	U	1.0	0.10
75-71-8	Dichlorodifluoromethane	1.0	U	1.0	0.10
100-41-4	Ethylbenzene	1.0	U	1.0	0.10
75-69-4	Freon 11	1.0	U	1.0	0.10
76-15-3	Freon 115	1.0	U *	1.0	0.10

FORM I
GC/MS VOA ORGANICS ANALYSIS DATA SHEET

Lab Name: TestAmerica Edison | Job No.: 460-122092-1
SDG No.:
Client Sample ID: MW-10GL-XX | Lab Sample ID: 460-122092-6
Matrix: Water | Lab File ID: V47408.D
Analysis Method: OLM04.2/VOL | Date Collected: 10/13/2016 15:30
Sample wt/vol: 5(mL) | Date Analyzed: 10/20/2016 08:42
Soil Aliquot Vol: | Dilution Factor: 1
Soil Extract Vol.: | GC Column: Rtx-624 ID: 0.25(mm)
% Moisture: | Level: (low/med) Low
Analysis Batch No.: 398453 | Units: ug/L

CAS NO.	COMPOUND NAME	RESULT	Q	RL	MDL
306-83-2	Freon 123	1.0	U	1.0	0.10
75-37-6	Freon 152a	1.0	U	1.0	0.10
98-82-8	Isopropylbenzene	1.0	U	1.0	0.10
179601-23-1	m&p-Xylene	1.0	U	1.0	0.10
79-20-9	Methyl acetate	1.0	U	1.0	0.10
78-93-3	Methyl ethyl ketone (MEK)	1.0	U	1.0	0.10
108-10-1	Methyl isobutyl ketone (MIBK)	1.0	U	1.0	0.10
1634-04-4	Methyl tert-butyl ether	1.0	U	1.0	0.10
108-87-2	Methylcyclohexane	1.0	U	1.0	0.10
75-09-2	Methylene Chloride	1.0	U	1.0	0.10
95-47-6	o-Xylene	1.0	U	1.0	0.10
100-42-5	Styrene	1.0	U	1.0	0.10
127-18-4	Tetrachloroethene	0.78	J	1.0	0.10
108-88-3	Toluene	1.0	U	1.0	0.10
156-60-5	trans-1,2-Dichloroethene	1.0	U	1.0	0.10
10061-02-6	trans-1,3-Dichloropropene	1.0	U	1.0	0.10
79-01-6	Trichloroethene	0.63	J	1.0	0.10
75-01-4	Vinyl chloride	1.0	U	1.0	0.10
1330-20-7	Xylenes, Total	1.0	U	1.0	0.10

CAS NO.	SURROGATE	%REC	Q	LIMITS
17060-07-0	1,2-Dichloroethane-d4 (Surr)	100		76-114
460-00-4	4-Bromofluorobenzene	98		86-115
2037-26-5	Toluene-d8 (Surr)	96		88-110

FORM I
GC/MS VOA ORGANICS ANALYSIS DATA SHEET
TENTATIVELY IDENTIFIED COMPOUNDS

Lab Name: TestAmerica Edison Job No.: 460-122092-1

SDG No.:

Client Sample ID: MW-10GL-XX Lab Sample ID: 460-122092-6

Matrix: Water Lab File ID: V47408.D

Analysis Method: OLM04.2/VOL Date Collected: 10/13/2016 15:30

Sample wt/vol: 5(mL) Date Analyzed: 10/20/2016 08:42

Soil Aliquot Vol: Dilution Factor: 1

Soil Extract Vol.: GC Column: Rtx-624 ID: 0.25(mm)

% Moisture: Level: (low/med) Low

Analysis Batch No.: 398453 Units: ug/L

Number TICs Found: 0 TIC Result Total: 0

CAS NO.	COMPOUND NAME	RT	RESULT	Q	MATCH QUALITY
	Tentatively Identified Compound		None		

FORM I
GC/MS VOA ORGANICS ANALYSIS DATA SHEET

Lab Name: TestAmerica Edison | Job No.: 460-122092-1

SDG No.:

Client Sample ID: MW-31MI-XX | Lab Sample ID: 460-122092-7

Matrix: Water | Lab File ID: V47445.D

Analysis Method: OLM04.2/VOL | Date Collected: 10/13/2016 12:45

Sample wt/vol: 5(mL) | Date Analyzed: 10/21/2016 03:47

Soil Aliquot Vol: | Dilution Factor: 1

Soil Extract Vol.: | GC Column: Rtx-624 ID: 0.25(mm)

% Moisture: | Level: (low/med) Low

Analysis Batch No.: 398685 | Units: ug/L

CAS NO.	COMPOUND NAME	RESULT	Q	RL	MDL
71-55-6	1,1,1-Trichloroethane	1.0	U	1.0	0.10
79-34-5	1,1,2,2-Tetrachloroethane	1.0	U F1	1.0	0.10
76-13-1	1,1,2-Trichloro-1,2,2-trifluoroethane	8.5		1.0	0.10
79-00-5	1,1,2-Trichloroethane	0.14	J	1.0	0.10
75-34-3	1,1-Dichloroethane	1.0	U	1.0	0.10
75-35-4	1,1-Dichloroethene	0.40	J	1.0	0.10
120-82-1	1,2,4-Trichlorobenzene	1.0	U	1.0	0.10
96-12-8	1,2-Dibromo-3-Chloropropane	1.0	U F1	1.0	0.10
106-93-4	1,2-Dibromoethane	1.0	U	1.0	0.10
95-50-1	1,2-Dichlorobenzene	1.0	U	1.0	0.10
107-06-2	1,2-Dichloroethane	0.47	J	1.0	0.10
78-87-5	1,2-Dichloropropane	0.21	J	1.0	0.10
541-73-1	1,3-Dichlorobenzene	1.0	U	1.0	0.10
106-46-7	1,4-Dichlorobenzene	1.0	U	1.0	0.10
591-78-6	2-Hexanone	1.0	U F1	1.0	0.10
67-64-1	Acetone	1.0	U	1.0	0.10
71-43-2	Benzene	1.0	U	1.0	0.10
75-27-4	Bromodichloromethane	1.0	U	1.0	0.10
75-25-2	Bromoform	1.0	U	1.0	0.10
74-83-9	Bromomethane	1.0	U	1.0	0.10
75-15-0	Carbon disulfide	1.0	U	1.0	0.10
56-23-5	Carbon tetrachloride	1.0	U	1.0	0.10
108-90-7	Chlorobenzene	1.0	U	1.0	0.10
75-45-6	Chlorodifluoromethane	2.9		1.0	0.10
75-00-3	Chloroethane	1.0	U	1.0	0.10
67-66-3	Chloroform	0.50	J	1.0	0.10
74-87-3	Chloromethane	1.0	U	1.0	0.10
156-59-2	cis-1,2-Dichloroethene	180		1.0	0.10
10061-01-5	cis-1,3-Dichloropropene	1.0	U	1.0	0.10
110-82-7	Cyclohexane	1.0	U	1.0	0.10
124-48-1	Dibromochloromethane	1.0	U	1.0	0.10
75-71-8	Dichlorodifluoromethane	1.0	U	1.0	0.10
100-41-4	Ethylbenzene	1.0	U	1.0	0.10
75-69-4	Freon 11	0.14	J	1.0	0.10
76-15-3	Freon 115	1.0	U	1.0	0.10

FORM I
GC/MS VOA ORGANICS ANALYSIS DATA SHEET

Lab Name: TestAmerica Edison | Job No.: 460-122092-1

SDG No.:

Client Sample ID: MW-31MI-XX | Lab Sample ID: 460-122092-7

Matrix: Water | Lab File ID: V47445.D

Analysis Method: OLM04.2/VOL | Date Collected: 10/13/2016 12:45

Sample wt/vol: 5(mL) | Date Analyzed: 10/21/2016 03:47

Soil Aliquot Vol: | Dilution Factor: 1

Soil Extract Vol.: | GC Column: Rtx-624 ID: 0.25(mm)

% Moisture: | Level: (low/med) Low

Analysis Batch No.: 398685 | Units: ug/L

CAS NO.	COMPOUND NAME	RESULT	Q	RL	MDL
306-83-2	Freon 123	1.0	U	1.0	0.10
75-37-6	Freon 152a	1.0	U	1.0	0.10
98-82-8	Isopropylbenzene	1.0	U	1.0	0.10
179601-23-1	m&p-Xylene	1.0	U	1.0	0.10
79-20-9	Methyl acetate	1.0	U	1.0	0.10
78-93-3	Methyl ethyl ketone (MEK)	1.0	U	1.0	0.10
108-10-1	Methyl isobutyl ketone (MIBK)	1.0	U F1	1.0	0.10
1634-04-4	Methyl tert-butyl ether	0.21	J	1.0	0.10
108-87-2	Methylcyclohexane	1.0	U	1.0	0.10
75-09-2	Methylene Chloride	1.0	U	1.0	0.10
95-47-6	o-Xylene	1.0	U	1.0	0.10
100-42-5	Styrene	1.0	U	1.0	0.10
127-18-4	Tetrachloroethene	24		1.0	0.10
108-88-3	Toluene	1.0	U	1.0	0.10
156-60-5	trans-1,2-Dichloroethene	1.5		1.0	0.10
10061-02-6	trans-1,3-Dichloropropene	1.0	U	1.0	0.10
79-01-6	Trichloroethene	52		1.0	0.10
75-01-4	Vinyl chloride	1.0	U	1.0	0.10
1330-20-7	Xylenes, Total	1.0	U	1.0	0.10

CAS NO.	SURROGATE	%REC	Q	LIMITS
17060-07-0	1,2-Dichloroethane-d4 (Surr)	99		76-114
460-00-4	4-Bromofluorobenzene	96		86-115
2037-26-5	Toluene-d8 (Surr)	97		88-110

FORM I
GC/MS VOA ORGANICS ANALYSIS DATA SHEET
TENTATIVELY IDENTIFIED COMPOUNDS

Lab Name: TestAmerica Edison Job No.: 460-122092-1

SDG No.:

Client Sample ID: MW-31MI-XX Lab Sample ID: 460-122092-7

Matrix: Water Lab File ID: V47445.D

Analysis Method: OLM04.2/VOL Date Collected: 10/13/2016 12:45

Sample wt/vol: 5(mL) Date Analyzed: 10/21/2016 03:47

Soil Aliquot Vol: Dilution Factor: 1

Soil Extract Vol.: GC Column: Rtx-624 ID: 0.25(mm)

% Moisture: Level: (low/med) Low

Analysis Batch No.: 398685 Units: ug/L

Number TICs Found: 0 TIC Result Total: 0

CAS NO.	COMPOUND NAME	RT	RESULT	Q	MATCH QUALITY
	Tentatively Identified Compound		None		

FORM I
GC/MS VOA ORGANICS ANALYSIS DATA SHEET

Lab Name: TestAmerica Edison | Job No.: 460-122092-1

SDG No.:

Client Sample ID: MW-31GL-XX | Lab Sample ID: 460-122092-8

Matrix: Water | Lab File ID: V47400.D

Analysis Method: OLM04.2/VOL | Date Collected: 10/13/2016 10:45

Sample wt/vol: 5(mL) | Date Analyzed: 10/20/2016 05:40

Soil Aliquot Vol: | Dilution Factor: 1

Soil Extract Vol.: | GC Column: Rtx-624 ID: 0.25(mm)

% Moisture: | Level: (low/med) Low

Analysis Batch No.: 398453 | Units: ug/L

CAS NO.	COMPOUND NAME	RESULT	Q	RL	MDL
71-55-6	1,1,1-Trichloroethane	1.0	U	1.0	0.10
79-34-5	1,1,2,2-Tetrachloroethane	1.0	U	1.0	0.10
76-13-1	1,1,2-Trichloro-1,2,2-trifluoroethane	4.9		1.0	0.10
79-00-5	1,1,2-Trichloroethane	1.0	U	1.0	0.10
75-34-3	1,1-Dichloroethane	1.0	U	1.0	0.10
75-35-4	1,1-Dichloroethene	0.30	J	1.0	0.10
120-82-1	1,2,4-Trichlorobenzene	1.0	U	1.0	0.10
96-12-8	1,2-Dibromo-3-Chloropropane	1.0	U	1.0	0.10
106-93-4	1,2-Dibromoethane	1.0	U	1.0	0.10
95-50-1	1,2-Dichlorobenzene	1.0	U	1.0	0.10
107-06-2	1,2-Dichloroethane	1.0	U	1.0	0.10
78-87-5	1,2-Dichloropropane	1.0	U	1.0	0.10
541-73-1	1,3-Dichlorobenzene	1.0	U	1.0	0.10
106-46-7	1,4-Dichlorobenzene	1.0	U	1.0	0.10
591-78-6	2-Hexanone	1.0	U	1.0	0.10
67-64-1	Acetone	1.0	U	1.0	0.10
71-43-2	Benzene	1.0	U	1.0	0.10
75-27-4	Bromodichloromethane	1.0	U	1.0	0.10
75-25-2	Bromoform	1.0	U	1.0	0.10
74-83-9	Bromomethane	1.0	U	1.0	0.10
75-15-0	Carbon disulfide	1.0	U	1.0	0.10
56-23-5	Carbon tetrachloride	1.0	U	1.0	0.10
108-90-7	Chlorobenzene	1.0	U	1.0	0.10
75-45-6	Chlorodifluoromethane	3.1		1.0	0.10
75-00-3	Chloroethane	1.0	U	1.0	0.10
67-66-3	Chloroform	0.42	J	1.0	0.10
74-87-3	Chloromethane	1.0	U	1.0	0.10
156-59-2	cis-1,2-Dichloroethene	130		1.0	0.10
10061-01-5	cis-1,3-Dichloropropene	1.0	U	1.0	0.10
110-82-7	Cyclohexane	1.0	U	1.0	0.10
124-48-1	Dibromochloromethane	1.0	U	1.0	0.10
75-71-8	Dichlorodifluoromethane	1.0	U	1.0	0.10
100-41-4	Ethylbenzene	1.0	U	1.0	0.10
75-69-4	Freon 11	1.0	U	1.0	0.10
76-15-3	Freon 115	1.0	U *	1.0	0.10

FORM I
GC/MS VOA ORGANICS ANALYSIS DATA SHEET

Lab Name: TestAmerica Edison | Job No.: 460-122092-1
SDG No.:
Client Sample ID: MW-31GL-XX | Lab Sample ID: 460-122092-8
Matrix: Water | Lab File ID: V47400.D
Analysis Method: OLM04.2/VOL | Date Collected: 10/13/2016 10:45
Sample wt/vol: 5(mL) | Date Analyzed: 10/20/2016 05:40
Soil Aliquot Vol: | Dilution Factor: 1
Soil Extract Vol.: | GC Column: Rtx-624 ID: 0.25(mm)
% Moisture: | Level: (low/med) Low
Analysis Batch No.: 398453 | Units: ug/L

CAS NO.	COMPOUND NAME	RESULT	Q	RL	MDL
306-83-2	Freon 123	1.0	U	1.0	0.10
75-37-6	Freon 152a	1.0	U	1.0	0.10
98-82-8	Isopropylbenzene	1.0	U	1.0	0.10
179601-23-1	m&p-Xylene	1.0	U	1.0	0.10
79-20-9	Methyl acetate	1.0	U	1.0	0.10
78-93-3	Methyl ethyl ketone (MEK)	1.0	U	1.0	0.10
108-10-1	Methyl isobutyl ketone (MIBK)	1.0	U	1.0	0.10
1634-04-4	Methyl tert-butyl ether	0.14	J	1.0	0.10
108-87-2	Methylcyclohexane	1.0	U	1.0	0.10
75-09-2	Methylene Chloride	1.0	U	1.0	0.10
95-47-6	o-Xylene	1.0	U	1.0	0.10
100-42-5	Styrene	1.0	U	1.0	0.10
127-18-4	Tetrachloroethene	14		1.0	0.10
108-88-3	Toluene	1.0	U	1.0	0.10
156-60-5	trans-1,2-Dichloroethene	0.71	J	1.0	0.10
10061-02-6	trans-1,3-Dichloropropene	1.0	U	1.0	0.10
79-01-6	Trichloroethene	30		1.0	0.10
75-01-4	Vinyl chloride	1.0	U	1.0	0.10
1330-20-7	Xylenes, Total	1.0	U	1.0	0.10

CAS NO.	SURROGATE	%REC	Q	LIMITS
17060-07-0	1,2-Dichloroethane-d4 (Surr)	102		76-114
460-00-4	4-Bromofluorobenzene	96		86-115
2037-26-5	Toluene-d8 (Surr)	97		88-110

FORM I
GC/MS VOA ORGANICS ANALYSIS DATA SHEET
TENTATIVELY IDENTIFIED COMPOUNDS

Lab Name: TestAmerica Edison Job No.: 460-122092-1

SDG No.:

Client Sample ID: MW-31GL-XX Lab Sample ID: 460-122092-8

Matrix: Water Lab File ID: V47400.D

Analysis Method: OLM04.2/VOL Date Collected: 10/13/2016 10:45

Sample wt/vol: 5(mL) Date Analyzed: 10/20/2016 05:40

Soil Aliquot Vol: Dilution Factor: 1

Soil Extract Vol.: GC Column: Rtx-624 ID: 0.25(mm)

% Moisture: Level: (low/med) Low

Analysis Batch No.: 398453 Units: ug/L

Number TICs Found: 0 TIC Result Total: 0

CAS NO.	COMPOUND NAME	RT	RESULT	Q	MATCH QUALITY
	Tentatively Identified Compound		None		

FORM I
GC/MS VOA ORGANICS ANALYSIS DATA SHEET

Lab Name: TestAmerica Edison | Job No.: 460-122092-1
SDG No.:
Client Sample ID: MW-31ML-XX | Lab Sample ID: 460-122092-9
Matrix: Water | Lab File ID: V47401.D
Analysis Method: OLM04.2/VOL | Date Collected: 10/13/2016 11:50
Sample wt/vol: 5(mL) | Date Analyzed: 10/20/2016 06:03
Soil Aliquot Vol: | Dilution Factor: 1
Soil Extract Vol.: | GC Column: Rtx-624 ID: 0.25(mm)
% Moisture: | Level: (low/med) Low
Analysis Batch No.: 398453 | Units: ug/L

CAS NO.	COMPOUND NAME	RESULT	Q	RL	MDL
71-55-6	1,1,1-Trichloroethane	1.0	U	1.0	0.10
79-34-5	1,1,2,2-Tetrachloroethane	1.0	U	1.0	0.10
76-13-1	1,1,2-Trichloro-1,2,2-trifluoroethane	4.0		1.0	0.10
79-00-5	1,1,2-Trichloroethane	1.0	U	1.0	0.10
75-34-3	1,1-Dichloroethane	1.0	U	1.0	0.10
75-35-4	1,1-Dichloroethene	1.0	U	1.0	0.10
120-82-1	1,2,4-Trichlorobenzene	1.0	U	1.0	0.10
96-12-8	1,2-Dibromo-3-Chloropropane	1.0	U	1.0	0.10
106-93-4	1,2-Dibromoethane	1.0	U	1.0	0.10
95-50-1	1,2-Dichlorobenzene	1.0	U	1.0	0.10
107-06-2	1,2-Dichloroethane	0.25	J	1.0	0.10
78-87-5	1,2-Dichloropropane	1.0	U	1.0	0.10
541-73-1	1,3-Dichlorobenzene	1.0	U	1.0	0.10
106-46-7	1,4-Dichlorobenzene	1.0	U	1.0	0.10
591-78-6	2-Hexanone	1.0	U	1.0	0.10
67-64-1	Acetone	1.0	U	1.0	0.10
71-43-2	Benzene	1.0	U	1.0	0.10
75-27-4	Bromodichloromethane	1.0	U	1.0	0.10
75-25-2	Bromoform	1.0	U	1.0	0.10
74-83-9	Bromomethane	1.0	U	1.0	0.10
75-15-0	Carbon disulfide	1.0	U	1.0	0.10
56-23-5	Carbon tetrachloride	1.0	U	1.0	0.10
108-90-7	Chlorobenzene	1.0	U	1.0	0.10
75-45-6	Chlorodifluoromethane	4.4		1.0	0.10
75-00-3	Chloroethane	1.0	U	1.0	0.10
67-66-3	Chloroform	0.27	J	1.0	0.10
74-87-3	Chloromethane	1.0	U	1.0	0.10
156-59-2	cis-1,2-Dichloroethene	49		1.0	0.10
10061-01-5	cis-1,3-Dichloropropene	1.0	U	1.0	0.10
110-82-7	Cyclohexane	1.0	U	1.0	0.10
124-48-1	Dibromochloromethane	1.0	U	1.0	0.10
75-71-8	Dichlorodifluoromethane	1.0	U	1.0	0.10
100-41-4	Ethylbenzene	1.0	U	1.0	0.10
75-69-4	Freon 11	1.0	U	1.0	0.10
76-15-3	Freon 115	1.0	U *	1.0	0.10

FORM I
GC/MS VOA ORGANICS ANALYSIS DATA SHEET

Lab Name: TestAmerica Edison | Job No.: 460-122092-1
SDG No.:
Client Sample ID: MW-31ML-XX | Lab Sample ID: 460-122092-9
Matrix: Water | Lab File ID: V47401.D
Analysis Method: OLM04.2/VOL | Date Collected: 10/13/2016 11:50
Sample wt/vol: 5(mL) | Date Analyzed: 10/20/2016 06:03
Soil Aliquot Vol: | Dilution Factor: 1
Soil Extract Vol.: | GC Column: Rtx-624 ID: 0.25(mm)
% Moisture: | Level: (low/med) Low
Analysis Batch No.: 398453 | Units: ug/L

CAS NO.	COMPOUND NAME	RESULT	Q	RL	MDL
306-83-2	Freon 123	1.0	U	1.0	0.10
75-37-6	Freon 152a	1.0	U	1.0	0.10
98-82-8	Isopropylbenzene	1.0	U	1.0	0.10
179601-23-1	m&p-Xylene	1.0	U	1.0	0.10
79-20-9	Methyl acetate	1.0	U	1.0	0.10
78-93-3	Methyl ethyl ketone (MEK)	1.0	U	1.0	0.10
108-10-1	Methyl isobutyl ketone (MIBK)	1.0	U	1.0	0.10
1634-04-4	Methyl tert-butyl ether	1.0	U	1.0	0.10
108-87-2	Methylcyclohexane	1.0	U	1.0	0.10
75-09-2	Methylene Chloride	1.0	U	1.0	0.10
95-47-6	o-Xylene	1.0	U	1.0	0.10
100-42-5	Styrene	1.0	U	1.0	0.10
127-18-4	Tetrachloroethene	10		1.0	0.10
108-88-3	Toluene	1.0	U	1.0	0.10
156-60-5	trans-1,2-Dichloroethene	0.23	J	1.0	0.10
10061-02-6	trans-1,3-Dichloropropene	1.0	U	1.0	0.10
79-01-6	Trichloroethene	22		1.0	0.10
75-01-4	Vinyl chloride	1.0	U	1.0	0.10
1330-20-7	Xylenes, Total	1.0	U	1.0	0.10

CAS NO.	SURROGATE	%REC	Q	LIMITS
17060-07-0	1,2-Dichloroethane-d4 (Surr)	100		76-114
460-00-4	4-Bromofluorobenzene	96		86-115
2037-26-5	Toluene-d8 (Surr)	96		88-110

FORM I
GC/MS VOA ORGANICS ANALYSIS DATA SHEET
TENTATIVELY IDENTIFIED COMPOUNDS

Lab Name: TestAmerica Edison Job No.: 460-122092-1

SDG No.:

Client Sample ID: MW-31ML-XX Lab Sample ID: 460-122092-9

Matrix: Water Lab File ID: V47401.D

Analysis Method: OLM04.2/VOL Date Collected: 10/13/2016 11:50

Sample wt/vol: 5(mL) Date Analyzed: 10/20/2016 06:03

Soil Aliquot Vol: Dilution Factor: 1

Soil Extract Vol.: GC Column: Rtx-624 ID: 0.25(mm)

% Moisture: Level: (low/med) Low

Analysis Batch No.: 398453 Units: ug/L

Number TICs Found: 0 TIC Result Total: 0

CAS NO.	COMPOUND NAME	RT	RESULT	Q	MATCH QUALITY
	Tentatively Identified Compound		None		

FORM I
GC/MS VOA ORGANICS ANALYSIS DATA SHEET

Lab Name: TestAmerica Edison | Job No.: 460-122092-1

SDG No.:

Client Sample ID: MW-35GL-XX | Lab Sample ID: 460-122092-10

Matrix: Water | Lab File ID: V47447.D

Analysis Method: OLM04.2/VOL | Date Collected: 10/13/2016 15:16

Sample wt/vol: 5(mL) | Date Analyzed: 10/21/2016 04:33

Soil Aliquot Vol: | Dilution Factor: 50

Soil Extract Vol.: | GC Column: Rtx-624 ID: 0.25(mm)

% Moisture: | Level: (low/med) Low

Analysis Batch No.: 398685 | Units: ug/L

CAS NO.	COMPOUND NAME	RESULT	Q	RL	MDL
71-55-6	1,1,1-Trichloroethane	50	U	50	5.0
79-34-5	1,1,2,2-Tetrachloroethane	50	U	50	5.0
76-13-1	1,1,2-Trichloro-1,2,2-trifluoroethane	18	J	50	5.0
79-00-5	1,1,2-Trichloroethane	50	U	50	5.0
75-34-3	1,1-Dichloroethane	50	U	50	5.0
75-35-4	1,1-Dichloroethene	17	J	50	5.0
120-82-1	1,2,4-Trichlorobenzene	50	U	50	5.0
96-12-8	1,2-Dibromo-3-Chloropropane	50	U	50	5.0
106-93-4	1,2-Dibromoethane	50	U	50	5.0
95-50-1	1,2-Dichlorobenzene	50	U	50	5.0
107-06-2	1,2-Dichloroethane	50	U	50	5.0
78-87-5	1,2-Dichloropropane	50	U	50	5.0
541-73-1	1,3-Dichlorobenzene	50	U	50	5.0
106-46-7	1,4-Dichlorobenzene	50	U	50	5.0
591-78-6	2-Hexanone	50	U	50	5.0
67-64-1	Acetone	50	U	50	5.0
71-43-2	Benzene	50	U	50	5.0
75-27-4	Bromodichloromethane	50	U	50	5.0
75-25-2	Bromoform	50	U	50	5.0
74-83-9	Bromomethane	50	U	50	5.0
75-15-0	Carbon disulfide	50	U	50	5.0
56-23-5	Carbon tetrachloride	50	U	50	5.0
108-90-7	Chlorobenzene	50	U	50	5.0
75-45-6	Chlorodifluoromethane	50	U	50	5.0
75-00-3	Chloroethane	50	U	50	5.0
67-66-3	Chloroform	50	U	50	5.0
74-87-3	Chloromethane	50	U	50	5.0
156-59-2	cis-1,2-Dichloroethene	4800		50	5.0
10061-01-5	cis-1,3-Dichloropropene	50	U	50	5.0
110-82-7	Cyclohexane	50	U	50	5.0
124-48-1	Dibromochloromethane	50	U	50	5.0
75-71-8	Dichlorodifluoromethane	50	U	50	5.0
100-41-4	Ethylbenzene	50	U	50	5.0
75-69-4	Freon 11	50	U	50	5.0
76-15-3	Freon 115	50	U	50	5.0

FORM I
GC/MS VOA ORGANICS ANALYSIS DATA SHEET

Lab Name: TestAmerica Edison | Job No.: 460-122092-1

SDG No.:

Client Sample ID: MW-35GL-XX | Lab Sample ID: 460-122092-10

Matrix: Water | Lab File ID: V47447.D

Analysis Method: OLM04.2/VOL | Date Collected: 10/13/2016 15:16

Sample wt/vol: 5(mL) | Date Analyzed: 10/21/2016 04:33

Soil Aliquot Vol: | Dilution Factor: 50

Soil Extract Vol.: | GC Column: Rtx-624 ID: 0.25(mm)

% Moisture: | Level: (low/med) Low

Analysis Batch No.: 398685 | Units: ug/L

CAS NO.	COMPOUND NAME	RESULT	Q	RL	MDL
306-83-2	Freon 123	50	U	50	5.0
75-37-6	Freon 152a	50	U	50	5.0
98-82-8	Isopropylbenzene	50	U	50	5.0
179601-23-1	m&p-Xylene	50	U	50	5.0
79-20-9	Methyl acetate	50	U	50	5.0
78-93-3	Methyl ethyl ketone (MEK)	50	U	50	5.0
108-10-1	Methyl isobutyl ketone (MIBK)	50	U	50	5.0
1634-04-4	Methyl tert-butyl ether	50	U	50	5.0
108-87-2	Methylcyclohexane	50	U	50	5.0
75-09-2	Methylene Chloride	50	U	50	5.0
95-47-6	o-Xylene	50	U	50	5.0
100-42-5	Styrene	50	U	50	5.0
127-18-4	Tetrachloroethene	99		50	5.0
108-88-3	Toluene	50	U	50	5.0
156-60-5	trans-1,2-Dichloroethene	50	U	50	5.0
10061-02-6	trans-1,3-Dichloropropene	50	U	50	5.0
79-01-6	Trichloroethene	260		50	5.0
75-01-4	Vinyl chloride	220		50	5.0
1330-20-7	Xylenes, Total	50	U	50	5.0

CAS NO.	SURROGATE	%REC	Q	LIMITS
17060-07-0	1,2-Dichloroethane-d4 (Surr)	97		76-114
460-00-4	4-Bromofluorobenzene	96		86-115
2037-26-5	Toluene-d8 (Surr)	97		88-110

FORM I
GC/MS VOA ORGANICS ANALYSIS DATA SHEET
TENTATIVELY IDENTIFIED COMPOUNDS

Lab Name: TestAmerica Edison Job No.: 460-122092-1

SDG No.:

Client Sample ID: MW-35GL-XX Lab Sample ID: 460-122092-10

Matrix: Water Lab File ID: V47447.D

Analysis Method: OLM04.2/VOL Date Collected: 10/13/2016 15:16

Sample wt/vol: 5(mL) Date Analyzed: 10/21/2016 04:33

Soil Aliquot Vol: Dilution Factor: 50

Soil Extract Vol.: GC Column: Rtx-624 ID: 0.25(mm)

% Moisture: Level: (low/med) Low

Analysis Batch No.: 398685 Units: ug/L

Number TICs Found: 0 TIC Result Total: 0

CAS NO.	COMPOUND NAME	RT	RESULT	Q	MATCH QUALITY
	Tentatively Identified Compound		None		

FORM I
GC/MS VOA ORGANICS ANALYSIS DATA SHEET

Lab Name: TestAmerica Edison | Job No.: 460-122092-1

SDG No.:

Client Sample ID: MW-43MU-XX | Lab Sample ID: 460-122092-11

Matrix: Water | Lab File ID: V47406.D

Analysis Method: OLM04.2/VOL | Date Collected: 10/13/2016 10:50

Sample wt/vol: 5(mL) | Date Analyzed: 10/20/2016 07:57

Soil Aliquot Vol: | Dilution Factor: 1

Soil Extract Vol.: | GC Column: Rtx-624 ID: 0.25(mm)

% Moisture: | Level: (low/med) Low

Analysis Batch No.: 398453 | Units: ug/L

CAS NO.	COMPOUND NAME	RESULT	Q	RL	MDL
71-55-6	1,1,1-Trichloroethane	1.0	U	1.0	0.10
79-34-5	1,1,2,2-Tetrachloroethane	1.0	U	1.0	0.10
76-13-1	1,1,2-Trichloro-1,2,2-trifluoroethane	1.0	U	1.0	0.10
79-00-5	1,1,2-Trichloroethane	1.0	U	1.0	0.10
75-34-3	1,1-Dichloroethane	1.0	U	1.0	0.10
75-35-4	1,1-Dichloroethene	1.0	U	1.0	0.10
120-82-1	1,2,4-Trichlorobenzene	1.0	U	1.0	0.10
96-12-8	1,2-Dibromo-3-Chloropropane	1.0	U	1.0	0.10
106-93-4	1,2-Dibromoethane	1.0	U	1.0	0.10
95-50-1	1,2-Dichlorobenzene	1.0	U	1.0	0.10
107-06-2	1,2-Dichloroethane	1.0	U	1.0	0.10
78-87-5	1,2-Dichloropropane	1.0	U	1.0	0.10
541-73-1	1,3-Dichlorobenzene	1.0	U	1.0	0.10
106-46-7	1,4-Dichlorobenzene	1.0	U	1.0	0.10
591-78-6	2-Hexanone	1.0	U	1.0	0.10
67-64-1	Acetone	1.0	U	1.0	0.10
71-43-2	Benzene	1.0	U	1.0	0.10
75-27-4	Bromodichloromethane	1.0	U	1.0	0.10
75-25-2	Bromoform	1.0	U	1.0	0.10
74-83-9	Bromomethane	1.0	U	1.0	0.10
75-15-0	Carbon disulfide	1.0	U	1.0	0.10
56-23-5	Carbon tetrachloride	1.0	U	1.0	0.10
108-90-7	Chlorobenzene	1.0	U	1.0	0.10
75-45-6	Chlorodifluoromethane	1.0	U	1.0	0.10
75-00-3	Chloroethane	1.0	U	1.0	0.10
67-66-3	Chloroform	1.0	U	1.0	0.10
74-87-3	Chloromethane	1.0	U	1.0	0.10
156-59-2	cis-1,2-Dichloroethene	2.0		1.0	0.10
10061-01-5	cis-1,3-Dichloropropene	1.0	U	1.0	0.10
110-82-7	Cyclohexane	1.0	U	1.0	0.10
124-48-1	Dibromochloromethane	1.0	U	1.0	0.10
75-71-8	Dichlorodifluoromethane	1.0	U	1.0	0.10
100-41-4	Ethylbenzene	1.0	U	1.0	0.10
75-69-4	Freon 11	1.0	U	1.0	0.10
76-15-3	Freon 115	1.0	U *	1.0	0.10

FORM I
GC/MS VOA ORGANICS ANALYSIS DATA SHEET

Lab Name: TestAmerica Edison | Job No.: 460-122092-1

SDG No.:

Client Sample ID: MW-43MU-XX | Lab Sample ID: 460-122092-11

Matrix: Water | Lab File ID: V47406.D

Analysis Method: OLM04.2/VOL | Date Collected: 10/13/2016 10:50

Sample wt/vol: 5(mL) | Date Analyzed: 10/20/2016 07:57

Soil Aliquot Vol: | Dilution Factor: 1

Soil Extract Vol.: | GC Column: Rtx-624 ID: 0.25(mm)

% Moisture: | Level: (low/med) Low

Analysis Batch No.: 398453 | Units: ug/L

CAS NO.	COMPOUND NAME	RESULT	Q	RL	MDL
306-83-2	Freon 123	1.0	U	1.0	0.10
75-37-6	Freon 152a	1.0	U	1.0	0.10
98-82-8	Isopropylbenzene	1.0	U	1.0	0.10
179601-23-1	m&p-Xylene	1.0	U	1.0	0.10
79-20-9	Methyl acetate	1.0	U	1.0	0.10
78-93-3	Methyl ethyl ketone (MEK)	1.0	U	1.0	0.10
108-10-1	Methyl isobutyl ketone (MIBK)	1.0	U	1.0	0.10
1634-04-4	Methyl tert-butyl ether	1.0	U	1.0	0.10
108-87-2	Methylcyclohexane	1.0	U	1.0	0.10
75-09-2	Methylene Chloride	1.0	U	1.0	0.10
95-47-6	o-Xylene	1.0	U	1.0	0.10
100-42-5	Styrene	1.0	U	1.0	0.10
127-18-4	Tetrachloroethene	0.43	J	1.0	0.10
108-88-3	Toluene	1.0	U	1.0	0.10
156-60-5	trans-1,2-Dichloroethene	1.0	U	1.0	0.10
10061-02-6	trans-1,3-Dichloropropene	1.0	U	1.0	0.10
79-01-6	Trichloroethene	1.1		1.0	0.10
75-01-4	Vinyl chloride	1.0	U	1.0	0.10
1330-20-7	Xylenes, Total	1.0	U	1.0	0.10

CAS NO.	SURROGATE	%REC	Q	LIMITS
17060-07-0	1,2-Dichloroethane-d4 (Surr)	100		76-114
460-00-4	4-Bromofluorobenzene	95		86-115
2037-26-5	Toluene-d8 (Surr)	95		88-110

FORM I
GC/MS VOA ORGANICS ANALYSIS DATA SHEET
TENTATIVELY IDENTIFIED COMPOUNDS

Lab Name: TestAmerica Edison Job No.: 460-122092-1

SDG No.:

Client Sample ID: MW-43MU-XX Lab Sample ID: 460-122092-11

Matrix: Water Lab File ID: V47406.D

Analysis Method: OLM04.2/VOL Date Collected: 10/13/2016 10:50

Sample wt/vol: 5(mL) Date Analyzed: 10/20/2016 07:57

Soil Aliquot Vol: Dilution Factor: 1

Soil Extract Vol.: GC Column: Rtx-624 ID: 0.25(mm)

% Moisture: Level: (low/med) Low

Analysis Batch No.: 398453 Units: ug/L

Number TICs Found: 0 TIC Result Total: 0

CAS NO.	COMPOUND NAME	RT	RESULT	Q	MATCH QUALITY
	Tentatively Identified Compound		None		

FORM I-TIC OLM04.2/VOL

FORM I
GC/MS VOA ORGANICS ANALYSIS DATA SHEET

Lab Name: TestAmerica Edison | Job No.: 460-122092-1
SDG No.:
Client Sample ID: MW-43MI-XX | Lab Sample ID: 460-122092-12
Matrix: Water | Lab File ID: V47402.D
Analysis Method: OLM04.2/VOL | Date Collected: 10/13/2016 11:58
Sample wt/vol: 5(mL) | Date Analyzed: 10/20/2016 06:25
Soil Aliquot Vol: | Dilution Factor: 1
Soil Extract Vol.: | GC Column: Rtx-624 ID: 0.25(mm)
% Moisture: | Level: (low/med) Low
Analysis Batch No.: 398453 | Units: ug/L

CAS NO.	COMPOUND NAME	RESULT	Q	RL	MDL
71-55-6	1,1,1-Trichloroethane	1.0	U	1.0	0.10
79-34-5	1,1,2,2-Tetrachloroethane	1.0	U	1.0	0.10
76-13-1	1,1,2-Trichloro-1,2,2-trifluoroethane	1.7		1.0	0.10
79-00-5	1,1,2-Trichloroethane	1.0	U	1.0	0.10
75-34-3	1,1-Dichloroethane	1.0	U	1.0	0.10
75-35-4	1,1-Dichloroethene	1.0	U	1.0	0.10
120-82-1	1,2,4-Trichlorobenzene	1.0	U	1.0	0.10
96-12-8	1,2-Dibromo-3-Chloropropane	1.0	U	1.0	0.10
106-93-4	1,2-Dibromoethane	1.0	U	1.0	0.10
95-50-1	1,2-Dichlorobenzene	1.0	U	1.0	0.10
107-06-2	1,2-Dichloroethane	1.0	U	1.0	0.10
78-87-5	1,2-Dichloropropane	1.0	U	1.0	0.10
541-73-1	1,3-Dichlorobenzene	1.0	U	1.0	0.10
106-46-7	1,4-Dichlorobenzene	1.0	U	1.0	0.10
591-78-6	2-Hexanone	1.0	U	1.0	0.10
67-64-1	Acetone	1.0	U	1.0	0.10
71-43-2	Benzene	1.0	U	1.0	0.10
75-27-4	Bromodichloromethane	1.0	U	1.0	0.10
75-25-2	Bromoform	1.0	U	1.0	0.10
74-83-9	Bromomethane	1.0	U	1.0	0.10
75-15-0	Carbon disulfide	1.0	U	1.0	0.10
56-23-5	Carbon tetrachloride	1.0	U	1.0	0.10
108-90-7	Chlorobenzene	1.0	U	1.0	0.10
75-45-6	Chlorodifluoromethane	2.5		1.0	0.10
75-00-3	Chloroethane	1.0	U	1.0	0.10
67-66-3	Chloroform	0.17	J	1.0	0.10
74-87-3	Chloromethane	1.0	U	1.0	0.10
156-59-2	cis-1,2-Dichloroethene	23		1.0	0.10
10061-01-5	cis-1,3-Dichloropropene	1.0	U	1.0	0.10
110-82-7	Cyclohexane	1.0	U	1.0	0.10
124-48-1	Dibromochloromethane	1.0	U	1.0	0.10
75-71-8	Dichlorodifluoromethane	1.0	U	1.0	0.10
100-41-4	Ethylbenzene	1.0	U	1.0	0.10
75-69-4	Freon 11	1.0	U	1.0	0.10
76-15-3	Freon 115	1.0	U *	1.0	0.10

FORM I
GC/MS VOA ORGANICS ANALYSIS DATA SHEET

Lab Name: TestAmerica Edison | Job No.: 460-122092-1
SDG No.:
Client Sample ID: MW-43MI-XX | Lab Sample ID: 460-122092-12
Matrix: Water | Lab File ID: V47402.D
Analysis Method: OLM04.2/VOL | Date Collected: 10/13/2016 11:58
Sample wt/vol: 5(mL) | Date Analyzed: 10/20/2016 06:25
Soil Aliquot Vol: | Dilution Factor: 1
Soil Extract Vol.: | GC Column: Rtx-624 ID: 0.25(mm)
% Moisture: | Level: (low/med) Low
Analysis Batch No.: 398453 | Units: ug/L

CAS NO.	COMPOUND NAME	RESULT	Q	RL	MDL
306-83-2	Freon 123	1.0	U	1.0	0.10
75-37-6	Freon 152a	1.0	U	1.0	0.10
98-82-8	Isopropylbenzene	1.0	U	1.0	0.10
179601-23-1	m&p-Xylene	1.0	U	1.0	0.10
79-20-9	Methyl acetate	1.0	U	1.0	0.10
78-93-3	Methyl ethyl ketone (MEK)	1.0	U	1.0	0.10
108-10-1	Methyl isobutyl ketone (MIBK)	1.0	U	1.0	0.10
1634-04-4	Methyl tert-butyl ether	1.0	U	1.0	0.10
108-87-2	Methylcyclohexane	1.0	U	1.0	0.10
75-09-2	Methylene Chloride	0.99	J	1.0	0.10
95-47-6	o-Xylene	1.0	U	1.0	0.10
100-42-5	Styrene	1.0	U	1.0	0.10
127-18-4	Tetrachloroethene	5.7		1.0	0.10
108-88-3	Toluene	1.0	U	1.0	0.10
156-60-5	trans-1,2-Dichloroethene	0.13	J	1.0	0.10
10061-02-6	trans-1,3-Dichloropropene	1.0	U	1.0	0.10
79-01-6	Trichloroethene	10		1.0	0.10
75-01-4	Vinyl chloride	1.0	U	1.0	0.10
1330-20-7	Xylenes, Total	1.0	U	1.0	0.10

CAS NO.	SURROGATE	%REC	Q	LIMITS
17060-07-0	1,2-Dichloroethane-d4 (Surr)	102		76-114
460-00-4	4-Bromofluorobenzene	96		86-115
2037-26-5	Toluene-d8 (Surr)	97		88-110

FORM I
GC/MS VOA ORGANICS ANALYSIS DATA SHEET
TENTATIVELY IDENTIFIED COMPOUNDS

Lab Name: TestAmerica Edison Job No.: 460-122092-1

SDG No.:

Client Sample ID: MW-43MI-XX Lab Sample ID: 460-122092-12

Matrix: Water Lab File ID: V47402.D

Analysis Method: OLM04.2/VOL Date Collected: 10/13/2016 11:58

Sample wt/vol: 5(mL) Date Analyzed: 10/20/2016 06:25

Soil Aliquot Vol: Dilution Factor: 1

Soil Extract Vol.: GC Column: Rtx-624 ID: 0.25(mm)

% Moisture: Level: (low/med) Low

Analysis Batch No.: 398453 Units: ug/L

Number TICs Found: 0 TIC Result Total: 0

CAS NO.	COMPOUND NAME	RT	RESULT	Q	MATCH QUALITY
	Tentatively Identified Compound		None		

FORM I
GC/MS VOA ORGANICS ANALYSIS DATA SHEET

Lab Name: TestAmerica Edison | Job No.: 460-122092-1

SDG No.:

Client Sample ID: MW-51MI-XX | Lab Sample ID: 460-122092-13

Matrix: Water | Lab File ID: V47403.D

Analysis Method: OLM04.2/VOL | Date Collected: 10/14/2016 09:57

Sample wt/vol: 5(mL) | Date Analyzed: 10/20/2016 06:48

Soil Aliquot Vol: | Dilution Factor: 1

Soil Extract Vol.: | GC Column: Rtx-624 ID: 0.25(mm)

% Moisture: | Level: (low/med) Low

Analysis Batch No.: 398453 | Units: ug/L

CAS NO.	COMPOUND NAME	RESULT	Q	RL	MDL
127-18-4	Tetrachloroethene	5.5		1.0	0.10
156-59-2	cis-1,2-Dichloroethene	59		1.0	0.10
76-13-1	1,1,2-Trichloro-1,2,2-trifluoroethane	4.0		1.0	0.10
79-01-6	Trichloroethene	19		1.0	0.10

CAS NO.	SURROGATE	%REC	Q	LIMITS
460-00-4	4-Bromofluorobenzene	96		86-115
17060-07-0	1,2-Dichloroethane-d4 (Surr)	101		76-114
2037-26-5	Toluene-d8 (Surr)	97		88-110

FORM I
GC/MS VOA ORGANICS ANALYSIS DATA SHEET

Lab Name: TestAmerica Edison | Job No.: 460-122092-1

SDG No.:

Client Sample ID: MW-51ML-XX | Lab Sample ID: 460-122092-14

Matrix: Water | Lab File ID: V47431.D

Analysis Method: OLM04.2/VOL | Date Collected: 10/14/2016 10:57

Sample wt/vol: 5(mL) | Date Analyzed: 10/20/2016 22:30

Soil Aliquot Vol: | Dilution Factor: 1

Soil Extract Vol.: | GC Column: Rtx-624 ID: 0.25(mm)

% Moisture: | Level: (low/med) Low

Analysis Batch No.: 398685 | Units: ug/L

CAS NO.	COMPOUND NAME	RESULT	Q	RL	MDL
127-18-4	Tetrachloroethene	0.60	J	1.0	0.10
156-59-2	cis-1,2-Dichloroethene	5.1		1.0	0.10
76-13-1	1,1,2-Trichloro-1,2,2-trifluoroethane	0.38	J	1.0	0.10
79-01-6	Trichloroethene	1.8		1.0	0.10

CAS NO.	SURROGATE	%REC	Q	LIMITS
460-00-4	4-Bromofluorobenzene	97		86-115
17060-07-0	1,2-Dichloroethane-d4 (Surr)	98		76-114
2037-26-5	Toluene-d8 (Surr)	98		88-110

FORM I
GC/MS VOA ORGANICS ANALYSIS DATA SHEET

Lab Name: TestAmerica Edison | Job No.: 460-122092-1

SDG No.:

Client Sample ID: SW-N12999-XX | Lab Sample ID: 460-122092-15

Matrix: Water | Lab File ID: V47405.D

Analysis Method: OLM04.2/VOL | Date Collected: 10/14/2016 08:50

Sample wt/vol: 5(mL) | Date Analyzed: 10/20/2016 07:34

Soil Aliquot Vol: | Dilution Factor: 1

Soil Extract Vol.: | GC Column: Rtx-624 ID: 0.25(mm)

% Moisture: | Level: (low/med) Low

Analysis Batch No.: 398453 | Units: ug/L

CAS NO.	COMPOUND NAME	RESULT	Q	RL	MDL
71-55-6	1,1,1-Trichloroethane	1.0	U	1.0	0.10
79-34-5	1,1,2,2-Tetrachloroethane	1.0	U	1.0	0.10
76-13-1	1,1,2-Trichloro-1,2,2-trifluoroethane	1.0	U	1.0	0.10
79-00-5	1,1,2-Trichloroethane	1.0	U	1.0	0.10
75-34-3	1,1-Dichloroethane	1.0	U	1.0	0.10
75-35-4	1,1-Dichloroethene	0.38	J	1.0	0.10
120-82-1	1,2,4-Trichlorobenzene	1.0	U	1.0	0.10
96-12-8	1,2-Dibromo-3-Chloropropane	1.0	U	1.0	0.10
106-93-4	1,2-Dibromoethane	1.0	U	1.0	0.10
95-50-1	1,2-Dichlorobenzene	1.0	U	1.0	0.10
107-06-2	1,2-Dichloroethane	1.0	U	1.0	0.10
78-87-5	1,2-Dichloropropane	1.0	U	1.0	0.10
541-73-1	1,3-Dichlorobenzene	1.0	U	1.0	0.10
106-46-7	1,4-Dichlorobenzene	1.0	U	1.0	0.10
591-78-6	2-Hexanone	1.0	U	1.0	0.10
67-64-1	Acetone	1.0	U	1.0	0.10
71-43-2	Benzene	1.0	U	1.0	0.10
75-27-4	Bromodichloromethane	1.0	U	1.0	0.10
75-25-2	Bromoform	1.0	U	1.0	0.10
74-83-9	Bromomethane	1.0	U	1.0	0.10
75-15-0	Carbon disulfide	1.0	U	1.0	0.10
56-23-5	Carbon tetrachloride	1.0	U	1.0	0.10
108-90-7	Chlorobenzene	1.0	U	1.0	0.10
75-45-6	Chlorodifluoromethane	1.0	U	1.0	0.10
75-00-3	Chloroethane	1.0	U	1.0	0.10
67-66-3	Chloroform	1.0	U	1.0	0.10
74-87-3	Chloromethane	1.0	U	1.0	0.10
156-59-2	cis-1,2-Dichloroethene	0.34	J	1.0	0.10
10061-01-5	cis-1,3-Dichloropropene	1.0	U	1.0	0.10
110-82-7	Cyclohexane	1.0	U	1.0	0.10
124-48-1	Dibromochloromethane	1.0	U	1.0	0.10
75-71-8	Dichlorodifluoromethane	1.0	U	1.0	0.10
100-41-4	Ethylbenzene	1.0	U	1.0	0.10
75-69-4	Freon 11	1.0	U	1.0	0.10
76-15-3	Freon 115	1.0	U *	1.0	0.10

FORM I
GC/MS VOA ORGANICS ANALYSIS DATA SHEET

Lab Name: TestAmerica Edison | Job No.: 460-122092-1

SDG No.:

Client Sample ID: SW-N12999-XX | Lab Sample ID: 460-122092-15

Matrix: Water | Lab File ID: V47405.D

Analysis Method: OLM04.2/VOL | Date Collected: 10/14/2016 08:50

Sample wt/vol: 5(mL) | Date Analyzed: 10/20/2016 07:34

Soil Aliquot Vol: | Dilution Factor: 1

Soil Extract Vol.: | GC Column: Rtx-624 ID: 0.25(mm)

% Moisture: | Level: (low/med) Low

Analysis Batch No.: 398453 | Units: ug/L

CAS NO.	COMPOUND NAME	RESULT	Q	RL	MDL
306-83-2	Freon 123	1.0	U	1.0	0.10
75-37-6	Freon 152a	1.0	U	1.0	0.10
98-82-8	Isopropylbenzene	1.0	U	1.0	0.10
179601-23-1	m&p-Xylene	1.0	U	1.0	0.10
79-20-9	Methyl acetate	1.0	U	1.0	0.10
78-93-3	Methyl ethyl ketone (MEK)	1.0	U	1.0	0.10
108-10-1	Methyl isobutyl ketone (MIBK)	1.0	U	1.0	0.10
1634-04-4	Methyl tert-butyl ether	1.0	U	1.0	0.10
108-87-2	Methylcyclohexane	1.0	U	1.0	0.10
75-09-2	Methylene Chloride	0.72	J	1.0	0.10
95-47-6	o-Xylene	1.0	U	1.0	0.10
100-42-5	Styrene	1.0	U	1.0	0.10
127-18-4	Tetrachloroethene	0.22	J	1.0	0.10
108-88-3	Toluene	1.0	U	1.0	0.10
156-60-5	trans-1,2-Dichloroethene	1.0	U	1.0	0.10
10061-02-6	trans-1,3-Dichloropropene	1.0	U	1.0	0.10
79-01-6	Trichloroethene	0.68	J	1.0	0.10
75-01-4	Vinyl chloride	1.0	U	1.0	0.10
1330-20-7	Xylenes, Total	1.0	U	1.0	0.10

CAS NO.	SURROGATE	%REC	Q	LIMITS
17060-07-0	1,2-Dichloroethane-d4 (Surr)	100		76-114
460-00-4	4-Bromofluorobenzene	96		86-115
2037-26-5	Toluene-d8 (Surr)	96		88-110

FORM I
GC/MS VOA ORGANICS ANALYSIS DATA SHEET
TENTATIVELY IDENTIFIED COMPOUNDS

Lab Name: TestAmerica Edison Job No.: 460-122092-1

SDG No.:

Client Sample ID: SW-N12999-XX Lab Sample ID: 460-122092-15

Matrix: Water Lab File ID: V47405.D

Analysis Method: OLM04.2/VOL Date Collected: 10/14/2016 08:50

Sample wt/vol: 5(mL) Date Analyzed: 10/20/2016 07:34

Soil Aliquot Vol: Dilution Factor: 1

Soil Extract Vol.: GC Column: Rtx-624 ID: 0.25(mm)

% Moisture: Level: (low/med) Low

Analysis Batch No.: 398453 Units: ug/L

Number TICs Found: 0 TIC Result Total: 0

CAS NO.	COMPOUND NAME	RT	RESULT	Q	MATCH QUALITY
	Tentatively Identified Compound		None		

FORM I
GC/MS VOA ORGANICS ANALYSIS DATA SHEET

Lab Name: TestAmerica Edison | Job No.: 460-122092-1

SDG No.:

Client Sample ID: SW-N13000-XX | Lab Sample ID: 460-122092-16

Matrix: Water | Lab File ID: V47441.D

Analysis Method: OLM04.2/VOL | Date Collected: 10/14/2016 09:10

Sample wt/vol: 5(mL) | Date Analyzed: 10/21/2016 02:16

Soil Aliquot Vol: | Dilution Factor: 1

Soil Extract Vol.: | GC Column: Rtx-624 ID: 0.25(mm)

% Moisture: | Level: (low/med) Low

Analysis Batch No.: 398685 | Units: ug/L

CAS NO.	COMPOUND NAME	RESULT	Q	RL	MDL
71-55-6	1,1,1-Trichloroethane	1.0	U	1.0	0.10
79-34-5	1,1,2,2-Tetrachloroethane	1.0	U	1.0	0.10
76-13-1	1,1,2-Trichloro-1,2,2-trifluoroethane	1.0	U	1.0	0.10
79-00-5	1,1,2-Trichloroethane	1.0	U	1.0	0.10
75-34-3	1,1-Dichloroethane	1.0	U	1.0	0.10
75-35-4	1,1-Dichloroethene	0.23	J	1.0	0.10
120-82-1	1,2,4-Trichlorobenzene	1.0	U	1.0	0.10
96-12-8	1,2-Dibromo-3-Chloropropane	1.0	U	1.0	0.10
106-93-4	1,2-Dibromoethane	1.0	U	1.0	0.10
95-50-1	1,2-Dichlorobenzene	1.0	U	1.0	0.10
107-06-2	1,2-Dichloroethane	1.0	U	1.0	0.10
78-87-5	1,2-Dichloropropane	1.0	U	1.0	0.10
541-73-1	1,3-Dichlorobenzene	1.0	U	1.0	0.10
106-46-7	1,4-Dichlorobenzene	1.0	U	1.0	0.10
591-78-6	2-Hexanone	1.0	U	1.0	0.10
67-64-1	Acetone	1.0	U	1.0	0.10
71-43-2	Benzene	1.0	U	1.0	0.10
75-27-4	Bromodichloromethane	1.0	U	1.0	0.10
75-25-2	Bromoform	1.0	U	1.0	0.10
74-83-9	Bromomethane	1.0	U	1.0	0.10
75-15-0	Carbon disulfide	1.0	U	1.0	0.10
56-23-5	Carbon tetrachloride	1.0	U	1.0	0.10
108-90-7	Chlorobenzene	1.0	U	1.0	0.10
75-45-6	Chlorodifluoromethane	1.0	U	1.0	0.10
75-00-3	Chloroethane	1.0	U	1.0	0.10
67-66-3	Chloroform	1.0	U	1.0	0.10
74-87-3	Chloromethane	1.0	U	1.0	0.10
156-59-2	cis-1,2-Dichloroethene	5.2		1.0	0.10
10061-01-5	cis-1,3-Dichloropropene	1.0	U	1.0	0.10
110-82-7	Cyclohexane	1.0	U	1.0	0.10
124-48-1	Dibromochloromethane	1.0	U	1.0	0.10
75-71-8	Dichlorodifluoromethane	1.0	U	1.0	0.10
100-41-4	Ethylbenzene	1.0	U	1.0	0.10
75-69-4	Freon 11	1.0	U	1.0	0.10
76-15-3	Freon 115	1.0	U	1.0	0.10

FORM I
GC/MS VOA ORGANICS ANALYSIS DATA SHEET

Lab Name: TestAmerica Edison | Job No.: 460-122092-1

SDG No.:

Client Sample ID: SW-N13000-XX | Lab Sample ID: 460-122092-16

Matrix: Water | Lab File ID: V47441.D

Analysis Method: OLM04.2/VOL | Date Collected: 10/14/2016 09:10

Sample wt/vol: 5(mL) | Date Analyzed: 10/21/2016 02:16

Soil Aliquot Vol: | Dilution Factor: 1

Soil Extract Vol.: | GC Column: Rtx-624 ID: 0.25(mm)

% Moisture: | Level: (low/med) Low

Analysis Batch No.: 398685 | Units: ug/L

CAS NO.	COMPOUND NAME	RESULT	Q	RL	MDL
306-83-2	Freon 123	1.0	U	1.0	0.10
75-37-6	Freon 152a	1.0	U	1.0	0.10
98-82-8	Isopropylbenzene	1.0	U	1.0	0.10
179601-23-1	m&p-Xylene	1.0	U	1.0	0.10
79-20-9	Methyl acetate	1.0	U	1.0	0.10
78-93-3	Methyl ethyl ketone (MEK)	1.0	U	1.0	0.10
108-10-1	Methyl isobutyl ketone (MIBK)	1.0	U	1.0	0.10
1634-04-4	Methyl tert-butyl ether	1.0	U	1.0	0.10
108-87-2	Methylcyclohexane	1.0	U	1.0	0.10
75-09-2	Methylene Chloride	1.0	U	1.0	0.10
95-47-6	o-Xylene	1.0	U	1.0	0.10
100-42-5	Styrene	1.0	U	1.0	0.10
127-18-4	Tetrachloroethene	1.0		1.0	0.10
108-88-3	Toluene	1.0	U	1.0	0.10
156-60-5	trans-1,2-Dichloroethene	1.0	U	1.0	0.10
10061-02-6	trans-1,3-Dichloropropene	1.0	U	1.0	0.10
79-01-6	Trichloroethene	1.8		1.0	0.10
75-01-4	Vinyl chloride	1.0	U	1.0	0.10
1330-20-7	Xylenes, Total	1.0	U	1.0	0.10

CAS NO.	SURROGATE	%REC	Q	LIMITS
17060-07-0	1,2-Dichloroethane-d4 (Surr)	99		76-114
460-00-4	4-Bromofluorobenzene	95		86-115
2037-26-5	Toluene-d8 (Surr)	98		88-110

FORM I
GC/MS VOA ORGANICS ANALYSIS DATA SHEET
TENTATIVELY IDENTIFIED COMPOUNDS

Lab Name: TestAmerica Edison Job No.: 460-122092-1

SDG No.:

Client Sample ID: SW-N13000-XX Lab Sample ID: 460-122092-16

Matrix: Water Lab File ID: V47441.D

Analysis Method: OLM04.2/VOL Date Collected: 10/14/2016 09:10

Sample wt/vol: 5(mL) Date Analyzed: 10/21/2016 02:16

Soil Aliquot Vol: Dilution Factor: 1

Soil Extract Vol.: GC Column: Rtx-624 ID: 0.25(mm)

% Moisture: Level: (low/med) Low

Analysis Batch No.: 398685 Units: ug/L

Number TICs Found: 0 TIC Result Total: 0

CAS NO.	COMPOUND NAME	RT	RESULT	Q	MATCH QUALITY
	Tentatively Identified Compound		None		

FORM I
GC/MS VOA ORGANICS ANALYSIS DATA SHEET

Lab Name: TestAmerica Edison | Job No.: 460-122092-1

SDG No.:

Client Sample ID: SW-N5099-XX | Lab Sample ID: 460-122092-17

Matrix: Water | Lab File ID: V47442.D

Analysis Method: OLM04.2/VOL | Date Collected: 10/14/2016 09:35

Sample wt/vol: 5(mL) | Date Analyzed: 10/21/2016 02:39

Soil Aliquot Vol: | Dilution Factor: 1

Soil Extract Vol.: | GC Column: Rtx-624 ID: 0.25(mm)

% Moisture: | Level: (low/med) Low

Analysis Batch No.: 398685 | Units: ug/L

CAS NO.	COMPOUND NAME	RESULT	Q	RL	MDL
71-55-6	1,1,1-Trichloroethane	1.0	U	1.0	0.10
79-34-5	1,1,2,2-Tetrachloroethane	1.0	U	1.0	0.10
76-13-1	1,1,2-Trichloro-1,2,2-trifluoroethane	0.45	J	1.0	0.10
79-00-5	1,1,2-Trichloroethane	1.0	U	1.0	0.10
75-34-3	1,1-Dichloroethane	1.0	U	1.0	0.10
75-35-4	1,1-Dichloroethene	1.0	U	1.0	0.10
120-82-1	1,2,4-Trichlorobenzene	1.0	U	1.0	0.10
96-12-8	1,2-Dibromo-3-Chloropropane	1.0	U	1.0	0.10
106-93-4	1,2-Dibromoethane	1.0	U	1.0	0.10
95-50-1	1,2-Dichlorobenzene	1.0	U	1.0	0.10
107-06-2	1,2-Dichloroethane	1.0	U	1.0	0.10
78-87-5	1,2-Dichloropropane	1.0	U	1.0	0.10
541-73-1	1,3-Dichlorobenzene	1.0	U	1.0	0.10
106-46-7	1,4-Dichlorobenzene	1.0	U	1.0	0.10
591-78-6	2-Hexanone	1.0	U	1.0	0.10
67-64-1	Acetone	1.0	U	1.0	0.10
71-43-2	Benzene	1.0	U	1.0	0.10
75-27-4	Bromodichloromethane	1.0	U	1.0	0.10
75-25-2	Bromoform	1.0	U	1.0	0.10
74-83-9	Bromomethane	1.0	U	1.0	0.10
75-15-0	Carbon disulfide	1.0	U	1.0	0.10
56-23-5	Carbon tetrachloride	1.0	U	1.0	0.10
108-90-7	Chlorobenzene	1.0	U	1.0	0.10
75-45-6	Chlorodifluoromethane	1.0	U	1.0	0.10
75-00-3	Chloroethane	1.0	U	1.0	0.10
67-66-3	Chloroform	0.11	J	1.0	0.10
74-87-3	Chloromethane	1.0	U	1.0	0.10
156-59-2	cis-1,2-Dichloroethene	5.0		1.0	0.10
10061-01-5	cis-1,3-Dichloropropene	1.0	U	1.0	0.10
110-82-7	Cyclohexane	1.0	U	1.0	0.10
124-48-1	Dibromochloromethane	1.0	U	1.0	0.10
75-71-8	Dichlorodifluoromethane	1.0	U	1.0	0.10
100-41-4	Ethylbenzene	1.0	U	1.0	0.10
75-69-4	Freon 11	0.23	J	1.0	0.10
76-15-3	Freon 115	1.0	U	1.0	0.10

FORM I
GC/MS VOA ORGANICS ANALYSIS DATA SHEET

Lab Name: TestAmerica Edison | Job No.: 460-122092-1

SDG No.:

Client Sample ID: SW-N5099-XX | Lab Sample ID: 460-122092-17

Matrix: Water | Lab File ID: V47442.D

Analysis Method: OLM04.2/VOL | Date Collected: 10/14/2016 09:35

Sample wt/vol: 5(mL) | Date Analyzed: 10/21/2016 02:39

Soil Aliquot Vol: | Dilution Factor: 1

Soil Extract Vol.: | GC Column: Rtx-624 ID: 0.25(mm)

% Moisture: | Level: (low/med) Low

Analysis Batch No.: 398685 | Units: ug/L

CAS NO.	COMPOUND NAME	RESULT	Q	RL	MDL
306-83-2	Freon 123	1.0	U	1.0	0.10
75-37-6	Freon 152a	1.0	U	1.0	0.10
98-82-8	Isopropylbenzene	1.0	U	1.0	0.10
179601-23-1	m&p-Xylene	1.0	U	1.0	0.10
79-20-9	Methyl acetate	1.0	U	1.0	0.10
78-93-3	Methyl ethyl ketone (MEK)	1.0	U	1.0	0.10
108-10-1	Methyl isobutyl ketone (MIBK)	1.0	U	1.0	0.10
1634-04-4	Methyl tert-butyl ether	1.0	U	1.0	0.10
108-87-2	Methylcyclohexane	1.0	U	1.0	0.10
75-09-2	Methylene Chloride	0.54	J	1.0	0.10
95-47-6	o-Xylene	1.0	U	1.0	0.10
100-42-5	Styrene	1.0	U	1.0	0.10
127-18-4	Tetrachloroethene	1.4		1.0	0.10
108-88-3	Toluene	1.0	U	1.0	0.10
156-60-5	trans-1,2-Dichloroethene	1.0	U	1.0	0.10
10061-02-6	trans-1,3-Dichloropropene	1.0	U	1.0	0.10
79-01-6	Trichloroethene	4.6		1.0	0.10
75-01-4	Vinyl chloride	1.0	U	1.0	0.10
1330-20-7	Xylenes, Total	1.0	U	1.0	0.10

CAS NO.	SURROGATE	%REC	Q	LIMITS
17060-07-0	1,2-Dichloroethane-d4 (Surr)	98		76-114
460-00-4	4-Bromofluorobenzene	94		86-115
2037-26-5	Toluene-d8 (Surr)	96		88-110

FORM I
GC/MS VOA ORGANICS ANALYSIS DATA SHEET
TENTATIVELY IDENTIFIED COMPOUNDS

Lab Name: TestAmerica Edison Job No.: 460-122092-1

SDG No.:

Client Sample ID: SW-N5099-XX Lab Sample ID: 460-122092-17

Matrix: Water Lab File ID: V47442.D

Analysis Method: OLM04.2/VOL Date Collected: 10/14/2016 09:35

Sample wt/vol: 5(mL) Date Analyzed: 10/21/2016 02:39

Soil Aliquot Vol: Dilution Factor: 1

Soil Extract Vol.: GC Column: Rtx-624 ID: 0.25(mm)

% Moisture: Level: (low/med) Low

Analysis Batch No.: 398685 Units: ug/L

Number TICs Found: 0 TIC Result Total: 0

CAS NO.	COMPOUND NAME	RT	RESULT	Q	MATCH QUALITY
	Tentatively Identified Compound		None		

FORM I
GC/MS VOA ORGANICS ANALYSIS DATA SHEET

Lab Name: TestAmerica Edison | Job No.: 460-122092-1

SDG No.:

Client Sample ID: IW-N2169-XX | Lab Sample ID: 460-122092-18

Matrix: Water | Lab File ID: V47443.D

Analysis Method: OLM04.2/VOL | Date Collected: 10/14/2016 10:10

Sample wt/vol: 5(mL) | Date Analyzed: 10/21/2016 03:01

Soil Aliquot Vol: | Dilution Factor: 1

Soil Extract Vol.: | GC Column: Rtx-624 ID: 0.25(mm)

% Moisture: | Level: (low/med) Low

Analysis Batch No.: 398685 | Units: ug/L

CAS NO.	COMPOUND NAME	RESULT	Q	RL	MDL
127-18-4	Tetrachloroethene	0.18	J	1.0	0.10
156-59-2	cis-1,2-Dichloroethene	1.0	U	1.0	0.10
76-13-1	1,1,2-Trichloro-1,2,2-trifluoroethane	1.0	U	1.0	0.10
79-01-6	Trichloroethene	1.0	U	1.0	0.10

CAS NO.	SURROGATE	%REC	Q	LIMITS
460-00-4	4-Bromofluorobenzene	95		86-115
17060-07-0	1,2-Dichloroethane-d4 (Surr)	101		76-114
2037-26-5	Toluene-d8 (Surr)	96		88-110

FORM I
HPLC/IC ORGANICS ANALYSIS DATA SHEET

Lab Name: TestAmerica Pittsburgh
Job No.: 460-122092-1
SDG No.:
Client Sample ID: QC-EB101316
Lab Sample ID: 460-122092-2
Matrix: Water
Lab File ID: A-ICS2100 A 10-24-2016-22.d
Analysis Method: 300.0
Date Collected: 10/13/2016 06:30
Extraction Method:
Date Extracted:
Sample wt/vol: 1(mL)
Date Analyzed: 10/24/2016 11:08
Con. Extract Vol.:
Dilution Factor: 1
Injection Volume: 25(mL)
GC Column: AS-18 ID:
% Moisture:
GPC Cleanup:(Y/N) N
Analysis Batch No.: 192097
Units: mg/L

CAS NO.	COMPOUND NAME	RESULT	Q	RL	MDL
24959-67-9	Bromide	0.0025	U	0.0025	0.00045

FORM I
HPLC/IC ORGANICS ANALYSIS DATA SHEET

Lab Name: TestAmerica Pittsburgh
Job No.: 460-122092-1
SDG No.:
Client Sample ID: MW-500-XX
Lab Sample ID: 460-122092-3
Matrix: Water
Lab File ID: A-ICS2100 A 10-24-2016-23.d
Analysis Method: 300.0
Date Collected: 10/13/2016 12:00
Extraction Method:
Date Extracted:
Sample wt/vol: 1(mL)
Date Analyzed: 10/24/2016 11:23
Con. Extract Vol.:
Dilution Factor: 1
Injection Volume: 25(mL)
GC Column: AS-18 ID:
% Moisture:
GPC Cleanup:(Y/N) N
Analysis Batch No.: 192097
Units: mg/L

CAS NO.	COMPOUND NAME	RESULT	Q	RL	MDL
24959-67-9	Bromide	0.078		0.0025	0.00045

FORM I
HPLC/IC ORGANICS ANALYSIS DATA SHEET

Lab Name: TestAmerica Pittsburgh
Job No.: 460-122092-1
SDG No.:
Client Sample ID: MW-2GL-XX
Lab Sample ID: 460-122092-4
Matrix: Water
Lab File ID: A-ICS2100 A 10-24-2016-24.d
Analysis Method: 300.0
Date Collected: 10/13/2016 11:03
Extraction Method:
Date Extracted:
Sample wt/vol: 1(mL)
Date Analyzed: 10/24/2016 11:39
Con. Extract Vol.:
Dilution Factor: 1
Injection Volume: 25(mL)
GC Column: AS-18 ID:
% Moisture:
GPC Cleanup:(Y/N) N
Analysis Batch No.: 192097
Units: mg/L

CAS NO.	COMPOUND NAME	RESULT	Q	RL	MDL
24959-67-9	Bromide	0.0025	U	0.0025	0.00045

FORM I
HPLC/IC ORGANICS ANALYSIS DATA SHEET

Lab Name: TestAmerica Pittsburgh
Job No.: 460-122092-1
SDG No.:
Client Sample ID: MW-9GL-XX
Lab Sample ID: 460-122092-5
Matrix: Water
Lab File ID: A-ICS2100 A 10-24-2016-25.d
Analysis Method: 300.0
Date Collected: 10/13/2016 13:00
Extraction Method:
Date Extracted:
Sample wt/vol: 1(mL)
Date Analyzed: 10/24/2016 11:54
Con. Extract Vol.:
Dilution Factor: 1
Injection Volume: 25(mL)
GC Column: AS-18 ID:
% Moisture:
GPC Cleanup:(Y/N) N
Analysis Batch No.: 192097
Units: mg/L

CAS NO.	COMPOUND NAME	RESULT	Q	RL	MDL
24959-67-9	Bromide	0.0025	U	0.0025	0.00045

FORM I
HPLC/IC ORGANICS ANALYSIS DATA SHEET

Lab Name: TestAmerica Pittsburgh
Job No.: 460-122092-1
SDG No.:
Client Sample ID: MW-10GL-XX
Lab Sample ID: 460-122092-6
Matrix: Water
Lab File ID: A-ICS2100 A 10-24-2016-42.d
Analysis Method: 300.0
Date Collected: 10/13/2016 15:30
Extraction Method:
Date Extracted:
Sample wt/vol: 1(mL)
Date Analyzed: 10/24/2016 16:18
Con. Extract Vol.:
Dilution Factor: 5
Injection Volume: 25(mL)
GC Column: AS-18 ID:
% Moisture:
GPC Cleanup:(Y/N) N
Analysis Batch No.: 192097
Units: mg/L

CAS NO.	COMPOUND NAME	RESULT	Q	RL	MDL
24959-67-9	Bromide	0.20		0.013	0.0023

FORM I
HPLC/IC ORGANICS ANALYSIS DATA SHEET

Lab Name: TestAmerica Pittsburgh
Job No.: 460-122092-1
SDG No.:
Client Sample ID: MW-31MI-XX
Lab Sample ID: 460-122092-7
Matrix: Water
Lab File ID: A-ICS2100 A 10-24-2016-29.d
Analysis Method: 300.0
Date Collected: 10/13/2016 12:45
Extraction Method:
Date Extracted:
Sample wt/vol: 1(mL)
Date Analyzed: 10/24/2016 12:57
Con. Extract Vol.:
Dilution Factor: 1
Injection Volume: 25(mL)
GC Column: AS-18 ID:
% Moisture:
GPC Cleanup:(Y/N) N
Analysis Batch No.: 192097
Units: mg/L

CAS NO.	COMPOUND NAME	RESULT	Q	RL	MDL
24959-67-9	Bromide	0.091		0.0025	0.00045

FORM I
HPLC/IC ORGANICS ANALYSIS DATA SHEET

Lab Name: TestAmerica Pittsburgh
Job No.: 460-122092-1
SDG No.:
Client Sample ID: MW-31GL-XX
Lab Sample ID: 460-122092-8
Matrix: Water
Lab File ID: A-ICS2100 A 10-24-2016-32.d
Analysis Method: 300.0
Date Collected: 10/13/2016 10:45
Extraction Method:
Date Extracted:
Sample wt/vol: 1(mL)
Date Analyzed: 10/24/2016 13:43
Con. Extract Vol.: 1.0(mL)
Dilution Factor: 1
Injection Volume: 25(mL)
GC Column: AS-18 ID:
% Moisture:
GPC Cleanup:(Y/N) N
Analysis Batch No.: 192097
Units: mg/L

CAS NO.	COMPOUND NAME	RESULT	Q	RL	MDL
24959-67-9	Bromide	0.17		0.0025	0.00045

FORM I
HPLC/IC ORGANICS ANALYSIS DATA SHEET

Lab Name: TestAmerica Pittsburgh
Job No.: 460-122092-1
SDG No.:
Client Sample ID: MW-31ML-XX
Lab Sample ID: 460-122092-9
Matrix: Water
Lab File ID: A-ICS2100 A 10-24-2016-33.d
Analysis Method: 300.0
Date Collected: 10/13/2016 11:50
Extraction Method:
Date Extracted:
Sample wt/vol: 1(mL)
Date Analyzed: 10/24/2016 13:59
Con. Extract Vol.:
Dilution Factor: 1
Injection Volume: 25(mL)
GC Column: AS-18 ID:
% Moisture:
GPC Cleanup:(Y/N) N
Analysis Batch No.: 192097
Units: mg/L

CAS NO.	COMPOUND NAME	RESULT	Q	RL	MDL
24959-67-9	Bromide	0.0025	U	0.0025	0.00045

FORM I
HPLC/IC ORGANICS ANALYSIS DATA SHEET

Lab Name: TestAmerica Pittsburgh
Job No.: 460-122092-1
SDG No.:
Client Sample ID: MW-35GL-XX
Lab Sample ID: 460-122092-10
Matrix: Water
Lab File ID: A-ICS2100 A 10-25-2016-8.d
Analysis Method: 300.0
Date Collected: 10/13/2016 15:16
Extraction Method:
Date Extracted:
Sample wt/vol: 1(mL)
Date Analyzed: 10/25/2016 08:01
Con. Extract Vol.:
Dilution Factor: 5
Injection Volume: 25(mL)
GC Column: AS-18 ID:
% Moisture:
GPC Cleanup:(Y/N) N
Analysis Batch No.: 192205
Units: mg/L

CAS NO.	COMPOUND NAME	RESULT	Q	RL	MDL
24959-67-9	Bromide	0.41		0.013	0.0023

FORM I
HPLC/IC ORGANICS ANALYSIS DATA SHEET

Lab Name: TestAmerica Pittsburgh
Job No.: 460-122092-1
SDG No.:
Client Sample ID: MW-43MU-XX
Lab Sample ID: 460-122092-11
Matrix: Water
Lab File ID: A-ICS2100 A 10-24-2016-35.d
Analysis Method: 300.0
Date Collected: 10/13/2016 10:50
Extraction Method:
Date Extracted:
Sample wt/vol: 1(mL)
Date Analyzed: 10/24/2016 14:30
Con. Extract Vol.:
Dilution Factor: 1
Injection Volume: 25(mL)
GC Column: AS-18 ID:
% Moisture:
GPC Cleanup:(Y/N) N
Analysis Batch No.: 192097
Units: mg/L

CAS NO.	COMPOUND NAME	RESULT	Q	RL	MDL
24959-67-9	Bromide	0.0025	U	0.0025	0.00045

FORM I
HPLC/IC ORGANICS ANALYSIS DATA SHEET

Lab Name: TestAmerica Pittsburgh
Job No.: 460-122092-1
SDG No.:
Client Sample ID: MW-43MI-XX
Lab Sample ID: 460-122092-12
Matrix: Water
Lab File ID: A-ICS2100 A 10-24-2016-36.d
Analysis Method: 300.0
Date Collected: 10/13/2016 11:58
Extraction Method:
Date Extracted:
Sample wt/vol: 1(mL)
Date Analyzed: 10/24/2016 14:45
Con. Extract Vol.:
Dilution Factor: 1
Injection Volume: 25(mL)
GC Column: AS-18 ID:
% Moisture:
GPC Cleanup:(Y/N) N
Analysis Batch No.: 192097
Units: mg/L

CAS NO.	COMPOUND NAME	RESULT	Q	RL	MDL
24959-67-9	Bromide	0.0025	U	0.0025	0.00045

FORM I
HPLC/IC ORGANICS ANALYSIS DATA SHEET

Lab Name: TestAmerica Pittsburgh
Job No.: 460-122092-1
SDG No.:
Client Sample ID: SW-N12999-XX
Lab Sample ID: 460-122092-15
Matrix: Water
Lab File ID: A-ICS2100 A 10-24-2016-37.d
Analysis Method: 300.0
Date Collected: 10/14/2016 08:50
Extraction Method:
Date Extracted:
Sample wt/vol: 1(mL)
Date Analyzed: 10/24/2016 15:01
Con. Extract Vol.:
Dilution Factor: 1
Injection Volume: 25(mL)
GC Column: AS-18 ID:
% Moisture:
GPC Cleanup:(Y/N) N
Analysis Batch No.: 192097
Units: mg/L

CAS NO.	COMPOUND NAME	RESULT	Q	RL	MDL
24959-67-9	Bromide	0.11		0.0025	0.00045

FORM I
HPLC/IC ORGANICS ANALYSIS DATA SHEET

Lab Name: TestAmerica Pittsburgh
Job No.: 460-122092-1
SDG No.:
Client Sample ID: SW-N13000-XX
Lab Sample ID: 460-122092-16
Matrix: Water
Lab File ID: A-ICS2100 A 10-24-2016-40.d
Analysis Method: 300.0
Date Collected: 10/14/2016 09:10
Extraction Method:
Date Extracted:
Sample wt/vol: 1(mL)
Date Analyzed: 10/24/2016 15:47
Con. Extract Vol.:
Dilution Factor: 1
Injection Volume: 25(mL)
GC Column: AS-18 ID:
% Moisture:
GPC Cleanup:(Y/N) N
Analysis Batch No.: 192097
Units: mg/L

CAS NO.	COMPOUND NAME	RESULT	Q	RL	MDL
24959-67-9	Bromide	0.0036		0.0025	0.00045

FORM I
HPLC/IC ORGANICS ANALYSIS DATA SHEET

Lab Name: TestAmerica Pittsburgh Job No.: 460-122092-1

SDG No.:

Client Sample ID: SW-N5099-XX Lab Sample ID: 460-122092-17

Matrix: Water Lab File ID: A-ICS2100 A 10-24-2016-41.d

Analysis Method: 300.0 Date Collected: 10/14/2016 09:35

Extraction Method: Date Extracted:

Sample wt/vol: 1(mL) Date Analyzed: 10/24/2016 16:03

Con. Extract Vol.: Dilution Factor: 1

Injection Volume: 25(mL) GC Column: AS-18 ID:

% Moisture: GPC Cleanup:(Y/N) N

Analysis Batch No.: 192097 Units: mg/L

CAS NO.	COMPOUND NAME	RESULT	Q	RL	MDL
24959-67-9	Bromide	0.0025	U	0.0025	0.00045

1B-IN
INORGANIC ANALYSIS DATA SHEET
GENERAL CHEMISTRY

Client Sample ID: QC-EB101316
Lab Sample ID: 460-122092-2
Lab Name: TestAmerica Edison
Job No.: 460-122092-1
SDG ID.:
Matrix: Water
Date Sampled: 10/13/2016 06:30
Reporting Basis: WET
Date Received: 10/14/2016 19:20

CAS No.	Analyte	Result	RL	MDL	Units	C	Q	DIL	Method
16887-00-6	Chloride	5.0	5.0	0.84	mg/L	U		1	SM 4500 Cl- B

1B-IN
INORGANIC ANALYSIS DATA SHEET
GENERAL CHEMISTRY

Client Sample ID: MW-500-XX
Lab Sample ID: 460-122092-3
Lab Name: TestAmerica Edison
Job No.: 460-122092-1
SDG ID.:
Matrix: Water
Date Sampled: 10/13/2016 12:00
Reporting Basis: WET
Date Received: 10/14/2016 19:20

CAS No.	Analyte	Result	RL	MDL	Units	C	Q	DIL	Method
16887-00-6	Chloride	89.0	10.0	1.7	mg/L			2	SM 4500 Cl- B

1B-IN
INORGANIC ANALYSIS DATA SHEET
GENERAL CHEMISTRY

Client Sample ID: MW-2GL-XX
Lab Sample ID: 460-122092-4
Lab Name: TestAmerica Edison
Job No.: 460-122092-1
SDG ID.:
Matrix: Water
Date Sampled: 10/13/2016 11:03
Reporting Basis: WET
Date Received: 10/14/2016 19:20

CAS No.	Analyte	Result	RL	MDL	Units	C	Q	DIL	Method
16887-00-6	Chloride	116	10.0	1.7	mg/L			2	SM 4500 Cl- B

1B-IN
INORGANIC ANALYSIS DATA SHEET
GENERAL CHEMISTRY

Client Sample ID: MW-9GL-XX
Lab Sample ID: 460-122092-5
Lab Name: TestAmerica Edison
Job No.: 460-122092-1
SDG ID.:
Matrix: Water
Date Sampled: 10/13/2016 13:00
Reporting Basis: WET
Date Received: 10/14/2016 19:20

CAS No.	Analyte	Result	RL	MDL	Units	C	Q	DIL	Method
16887-00-6	Chloride	382	25.0	4.2	mg/L			5	SM 4500 Cl- B

1B-IN
INORGANIC ANALYSIS DATA SHEET
GENERAL CHEMISTRY

Client Sample ID: MW-10GL-XX
Lab Sample ID: 460-122092-6
Lab Name: TestAmerica Edison
Job No.: 460-122092-1
SDG ID.:
Matrix: Water
Date Sampled: 10/13/2016 15:30
Reporting Basis: WET
Date Received: 10/14/2016 19:20

CAS No.	Analyte	Result	RL	MDL	Units	C	Q	DIL	Method
16887-00-6	Chloride	270	25.0	4.2	mg/L			5	SM 4500 Cl- B

1B-IN
INORGANIC ANALYSIS DATA SHEET
GENERAL CHEMISTRY

Client Sample ID: MW-31MI-XX
Lab Sample ID: 460-122092-7
Lab Name: TestAmerica Edison
Job No.: 460-122092-1
SDG ID.:
Matrix: Water
Date Sampled: 10/13/2016 12:45
Reporting Basis: WET
Date Received: 10/14/2016 19:20

CAS No.	Analyte	Result	RL	MDL	Units	C	Q	DIL	Method
16887-00-6	Chloride	91.0	10.0	1.7	mg/L			2	SM 4500 Cl- B

1B-IN
INORGANIC ANALYSIS DATA SHEET
GENERAL CHEMISTRY

Client Sample ID: MW-31GL-XX
Lab Sample ID: 460-122092-8
Lab Name: TestAmerica Edison
Job No.: 460-122092-1
SDG ID.:
Matrix: Water
Date Sampled: 10/13/2016 10:45
Reporting Basis: WET
Date Received: 10/14/2016 19:20

CAS No.	Analyte	Result	RL	MDL	Units	C	Q	DIL	Method
16887-00-6	Chloride	107	10.0	1.7	mg/L			2	SM 4500 Cl- B

1B-IN
INORGANIC ANALYSIS DATA SHEET
GENERAL CHEMISTRY

Client Sample ID: MW-31ML-XX
Lab Sample ID: 460-122092-9
Lab Name: TestAmerica Edison
Job No.: 460-122092-1
SDG ID.:
Matrix: Water
Date Sampled: 10/13/2016 11:50
Reporting Basis: WET
Date Received: 10/14/2016 19:20

CAS No.	Analyte	Result	RL	MDL	Units	C	Q	DIL	Method
16887-00-6	Chloride	11.5	5.0	0.84	mg/L			1	SM 4500 Cl- B

1B-IN
INORGANIC ANALYSIS DATA SHEET
GENERAL CHEMISTRY

Client Sample ID: MW-35GL-XX
Lab Sample ID: 460-122092-10
Lab Name: TestAmerica Edison
Job No.: 460-122092-1
SDG ID.:
Matrix: Water
Date Sampled: 10/13/2016 15:16
Reporting Basis: WET
Date Received: 10/14/2016 19:20

CAS No.	Analyte	Result	RL	MDL	Units	C	Q	DIL	Method
16887-00-6	Chloride	145	10.0	1.7	mg/L			2	SM 4500 Cl- B

1B-IN
INORGANIC ANALYSIS DATA SHEET
GENERAL CHEMISTRY

Client Sample ID: MW-43MU-XX
Lab Sample ID: 460-122092-11
Lab Name: TestAmerica Edison
Job No.: 460-122092-1
SDG ID.:
Matrix: Water
Date Sampled: 10/13/2016 10:50
Reporting Basis: WET
Date Received: 10/14/2016 19:20

CAS No.	Analyte	Result	RL	MDL	Units	C	Q	DIL	Method
16887-00-6	Chloride	14.5	5.0	0.84	mg/L			1	SM 4500 Cl- B

1B-IN
INORGANIC ANALYSIS DATA SHEET
GENERAL CHEMISTRY

Client Sample ID: MW-43MI-XX
Lab Sample ID: 460-122092-12
Lab Name: TestAmerica Edison
Job No.: 460-122092-1
SDG ID.:
Matrix: Water
Date Sampled: 10/13/2016 11:58
Reporting Basis: WET
Date Received: 10/14/2016 19:20

CAS No.	Analyte	Result	RL	MDL	Units	C	Q	DIL	Method
16887-00-6	Chloride	10.5	5.0	0.84	mg/L			1	SM 4500 Cl- B

1B-IN
INORGANIC ANALYSIS DATA SHEET
GENERAL CHEMISTRY

Client Sample ID: SW-N12999-XX
Lab Sample ID: 460-122092-15
Lab Name: TestAmerica Edison
Job No.: 460-122092-1
SDG ID.:
Matrix: Water
Date Sampled: 10/14/2016 08:50
Reporting Basis: WET
Date Received: 10/14/2016 19:20

CAS No.	Analyte	Result	RL	MDL	Units	C	Q	DIL	Method
16887-00-6	Chloride	70.0	5.0	0.84	mg/L			1	SM 4500 Cl- B

1B-IN
INORGANIC ANALYSIS DATA SHEET
GENERAL CHEMISTRY

Client Sample ID: SW-N13000-XX
Lab Sample ID: 460-122092-16
Lab Name: TestAmerica Edison
Job No.: 460-122092-1
SDG ID.:
Matrix: Water
Date Sampled: 10/14/2016 09:10
Reporting Basis: WET
Date Received: 10/14/2016 19:20

CAS No.	Analyte	Result	RL	MDL	Units	C	Q	DIL	Method
16887-00-6	Chloride	35.0	5.0	0.84	mg/L			1	SM 4500 Cl- B

1B-IN
INORGANIC ANALYSIS DATA SHEET
GENERAL CHEMISTRY

Client Sample ID: SW-N5099-XX
Lab Sample ID: 460-122092-17
Lab Name: TestAmerica Edison
Job No.: 460-122092-1
SDG ID.:
Matrix: Water
Date Sampled: 10/14/2016 09:35
Reporting Basis: WET
Date Received: 10/14/2016 19:20

CAS No.	Analyte	Result	RL	MDL	Units	C	Q	DIL	Method
16887-00-6	Chloride	13.5	5.0	0.84	mg/L			1	SM 4500 Cl- B

Attachment 3

Support Documentation

ANALYTE	ORIGINAL	DUPLICATE	RL	RPD	RPD > 30%	ORIGINAL SAMPLE CONC >2xRL	DUPLICATE SAMPLE CONC >2xRL	DIFFERENCE >2XRL
BROMIDE	0.091	0.078	0.002	15.38	FALSE	TRUE	TRUE	TRUE
CHLORIDE	91	89	10	2.22	FALSE	TRUE	TRUE	FALSE
1,1,2-TRICHLOROETHANE	0.14	0.18	1	25.00	FALSE	FALSE	FALSE	FALSE
1,1,2-TRICHLOROTRIFLUOROETHANE	8.5	8.2	1	3.59	FALSE	TRUE	TRUE	FALSE
1,1-DICHLOROETHENE	0.4	0.34	1	16.22	FALSE	FALSE	FALSE	FALSE
1,2-DICHLOROETHANE	0.47	0.1	1	129.82	TRUE	FALSE	FALSE	FALSE
1,2-DICHLOROPROPANE	0.21	0.1	1	70.97	TRUE	FALSE	FALSE	FALSE
CHLORODIFLUOROMETHANE	2.9	2.9	1	0.00	FALSE	TRUE	TRUE	FALSE
CHLOROFORM	0.5	0.56	1	11.32	FALSE	FALSE	FALSE	FALSE
CIS-1,2-DICHLOROETHENE	180	180	1	0.00	FALSE	TRUE	TRUE	FALSE
METHYL TERT-BUTYL ETHER	0.21	0.1	1	70.97	TRUE	FALSE	FALSE	FALSE
TETRACHLOROETHENE	24	25	1	4.08	FALSE	TRUE	TRUE	FALSE
TRANS-1,2-DICHLOROETHENE	1.5	1.1	1	30.77	TRUE	FALSE	FALSE	FALSE
TRICHLOROETHENE	52	52	1	0.00	FALSE	TRUE	TRUE	FALSE
TRICHLOROFLUOROMETHANE	0.14	0.1	1	33.33	TRUE	FALSE	FALSE	FALSE
1,4-DIOXANE	0.37	0.11	0.4	108.33	TRUE	FALSE	FALSE	FALSE

MW-31MI-XX/MW-500-XX

TestAmerica Edison
777 New Durham Road
Edison, NJ 08817
Phone (732) 549-3900 Fax (732) 549-3679

Chain of Custody Record

TestAmerica
THE LEADER IN ENVIRONMENTAL TESTING

10/26/2016

Client Information	Sampler: J. Beck, R. Wagner, A. Kelly	Lab PM: Meidhof, Marie A	Carrier Tracking No(s):	COC No: 460-77153-47658.3
Client Contact: Mr. Steve Feldmann	Phone: (908) 534-2303	E-Mail: marie.meidhof@testamericainc.com		Page: Page ~~3 of 3~~ 1 OF 2
Company: Tetra Tech GEO				Job #: 122092
Address: One Salem Square 295 Route 22 East Suite 104E	Due Date Requested:			
City: Whitehouse Station	TAT Requested (days): STANDARD			
State, Zip: NJ, 08889				
Phone:	PO #: Purchase Order Requested			
Email: steve.feldmann@tetratech.com	WO #:			
Project Name: LMC Great Neck - GWM	Project #: 46018731			
Site: New York	SSOW#:			

Analysis Requested

Preservation Codes:

460-122092 Chain of Custody

K - EDTA
L - EDA
V - MCAA
W - pH 4-5
Z - other (specify)
Other:

Sample Identification	Sample Date	Sample Time	Sample Type (C=comp, G=grab)	Matrix (W=water, S=solid, O=waste/oil, BT=Tissue, A=Air)	Field Filtered Sample (Yes or No)	Perform MS/MSD (Yes or No)	300_28D_LL_OF - Bromide	4500_CL_B - Chloride	8260C_SIM, OLM04.2_Vol_LL	Total Number of containe	Special Instructions/Note:
			Preservation Code:				N	N	A		
QC-TB101316	10/13/16	—	G	Water	N	N			X		1
QC-EB101316	10/13/16	0630	G	Water	N	N	X	X	X		2
MW-500-XX	10/13/16	1200	G	Water	N	N	X	X	X		3
MW-26GL-XX	10/13/16	1103	G	Water	N	N	X	X	X		4
MW-9GL-XX	10/13/16	1300	G	W	N	N	X	X	X		5
MW-10GL-XX	10/13/16	1530	G	W	N	N	X	X	X		6
MW-31MI-XX	10/13/16	1245	G	W	N	N	X	X	X		7
MW-31MI-MS	10/13/16	1245	G	W	N	N	X	X	X		7
MW-31MI-MSD	10/13/16	1245	G	W	N	N	X	X	X		7
MW-31GL-XX	10/13/16	1045	G	W	N	N	X	X	X		8
MW-31ML-XX	10/13/16	1150	G	W	N	N	X	X	X		9

SUB Work

Possible Hazard Identification
☐ *Non-Hazard* ☐ *Flammable* ☐ *Skin Irritant* ☐ *Poison B* ☐ *Unknown* ☐ *Radiological*

Sample Disposal (A fee may be assessed if samples are retained longer than 1 month)
☐ *Return To Client* ☐ *Disposal By Lab* ☐ *Archive For* _____ *Months*

Deliverable Requested: I, II, III, IV, Other (specify)

Special Instructions/QC Requirements:

Empty Kit Relinquished by:	Date:	Time:	Method of Shipment:

Relinquished by:	Date/Time:	Company	Received by:	Date/Time:	Company
[signature]	10/14/16, 1312	TT	[signature]	10/14/16 1312	TT
[signature]	10/14/16 1920	TT	[signature]	10/14/16 1920	TT
Relinquished by:	Date/Time:	Company	Received by:	Date/Time:	Company

Custody Seals Intact: Δ Yes Δ No
Custody Seal No.:
Cooler Temperature(s) °C and Other Remarks:

3.0 / 3.0 3.2 / 3.2 Trip 7. No Cus.

TestAmerica Edison
777 New Durham Road
Edison, NJ 08817
Phone (732) 549-3900 Fax (732) 549-3679

Chain of Custody Record

TestAmerica
THE LEADER IN ENVIRONMENTAL TESTING

Client Information	Sampler: Jon Buck / Rob Wagner	Lab PM: Meidhof, Marie A	Carrier Tracking No(s):	COC No: 460-77153-47658.3
Client Contact: Mr. Steve Feldmann	Phone: (908) 534-2303	E-Mail: marie.meidhof@testamericainc.com		Page: ~~Page 8 of 3~~ PAGE 2 of 2
Company: Tetra Tech GEO				Job #: N2092
Address: One Salem Square 295 Route 22 East Suite 104E	Due Date Requested:			
City: Whitehouse Station	TAT Requested (days): STANDARD			
State, Zip: NJ, 08889				
Phone:	PO #: Purchase Order Requested			
Email: steve.feldmann@tetratech.com	WO #:			
Project Name: LMC Great Neck - GWM	Project #: 46018731			
Site: New York	SSOW#:			

Analysis Requested

Preservation Codes:
A - HCL, B - NaOH, C - Zn Acetate, D - Nitric Acid, E - NaHSO4, F - MeOH, G - Amchlor, H - Ascorbic Acid, I - Ice, J - DI Water, K - EDTA, L - EDA, M - Hexane, N - None, O - AsNaO2, P - Na2O4S, Q - Na2SO3, R - Na2S2O3, S - H2SO4, T - TSP Dodecahydrate, U - Acetone, V - MCAA, W - pH 4-5, Z - other (specify)
Other:

Sample Identification	Sample Date	Sample Time	Sample Type (C=comp, G=grab)	Matrix (W=water, S=solid, O=waste/oil, BT=Tissue, A=Air)	Field Filtered Sample (Yes or No)	Perform MS/MSD (Yes or No)	300_28D_LL_OF - Bromide	4500_CL_B - Chloride	8260C_SIM, OLM04.2_Vol_LL	TCE	PCE	CIS-1,2, DCE	FREON 113	Total Number of containers	Special Instructions/Note:
			Preservation Code:				N	N	A						
MW-35GL-xx	10/13/16	1516	G	Water	N	N	X	X	X						10
MW-43MU-xx	10/13/16	1050	G	Water	N	N	X	X	X						11
MW-43MI-xx	10/13/16	1158	G	Water	N	N	X	X	X						12
MW-51MI-xx	10/14/16	0957	G	Water	N	N				X	X	X	X		13
MW-51ML-xx	10/14/16	1057	G	W	N	N				X	X	X	X		14
SW-N12999-xx	10/14/16	0850	G	W	N	N	X	X	X						15
SW-N13000-xx	10/14/16	0910	G	W	N	N	X	X	X						16
SW-N5099-xx	10/14/16	0935	G	W	N	N	X	X	X						17
IW-N2169-xx	10/14/16	1010	G	W	N	N				X	X	X	X		18

Possible Hazard Identification
☐ Non-Hazard ☐ Flammable ☐ Skin Irritant ☐ Poison B ☐ Unknown ☐ Radiological

Sample Disposal (A fee may be assessed if samples are retained longer than 1 month)
☐ Return To Client ☐ Disposal By Lab ☐ Archive For _____ Months

Deliverable Requested: I, II, III, IV, Other (specify)

Special Instructions/QC Requirements:

Empty Kit Relinquished by:	Date:	Time:	Method of Shipment:

Relinquished by:	Date/Time:	Company	Received by:	Date/Time:	Company
	10/14/16, 1312	TT		10/14/16 1315	TA
Relinquished by:	10/14/16 1920	F-A	Received by:	10/14/16 1920	AGD
Relinquished by:	Date/Time:	Company	Received by:	Date/Time:	Company

Custody Seals Intact: Δ Yes Δ No
Custody Seal No.:
Cooler Temperature(s) °C and Other Remarks:

10/26/2016

TestAmerica Edison
Receipt Temperature and pH Log

Job Number: 22092

Number of Coolers: 2 IR Gun # 7

Cooler Temperatures

	RAW	CORRECTED		RAW	CORRECTED		RAW	CORRECTED
Cooler #1:	2.0 °C	3.0 °C	Cooler #4:	°C	°C	Cooler #7:	°C	°C
Cooler #2:	3.2 °C	3.2 °C	Cooler #5:	°C	°C	Cooler #8:	°C	°C
Cooler #3:	°C	°C	Cooler #6:	°C	°C	Cooler #9:	°C	°C

TALS Sample Number	Ammonia (pH<2)	COD (pH<2)	Nitrate Nitrite (pH<2)	Metals* (pH<2)	Hardness (pH<2)	Pest (pH 5-9)	EPH or QAM (pH<2)	Phenols (pH<2)	Sulfide (pH>9)	TKN (pH<2)	TOC (pH<2)	Total Cyanide (pH>12)	Total Phos (pH<2)	Other	Other

If pH adjustments are required record the information below:

Sample No(s). adjusted: _____

Preservative Name/Conc.: _____ Volume of Preservative used (ml): _____

Lot # of Preservative(s): _____ Expiration Date: _____

The appropriate Project Manager and Department Manager should be notified about the samples which were pH adjusted.

**Samples for Metal analysis which are out of compliance must be acidified at least 24 hours prior to analysis.*

Initials: _____ Date: 12/14/16

EDS-WI-038, Rev 4, 06/09/2014

TestAmerica Edison
777 New Durham Road
Edison, NJ 08817
Phone (732) 549-3900 Fax (732) 549-3679

Chain of Custody Record

460-122092 Chain of Custody

TestAmerica
THE LEADER IN ENVIRONMENTAL TESTING

Client Information (Sub Contract Lab)	Sampler:	Lab PM: Meidhof, Marie A	COC No: 460-46878.1
Client Contact: Shipping/Receiving	Phone:	E-Mail: marie.meidhof@testamericainc.com	Page: Page 1 of 2
Company: TestAmerica Laboratories, Inc.			Job #: 460-122092-1
Address: 301 Alpha Drive, RIDC Park,	Due Date Requested: 10/26/2016		
City: Pittsburgh	TAT Requested (days):		
State, Zip: PA, 15238			
Phone: 412-963-7058(Tel) 412-963-2468(Fax)	PO #:		
Email:	WO #:		
Project Name: LMC Lockheed Martin, Great Neck-OU1/OU2	Project #: 46018731		
Site: Tetra Tech - Lockheed Martin, New Hyde	SSOW#:		

Analysis Requested

Preservation Codes:

A - HCL, B - NaOH, C - Zn Acetate, D - Nitric Acid, E - NaHSO4, F - MeOH, G - Amchlor, H - Ascorbic Acid, I - Ice, J - DI Water, K - EDTA, L - EDA, M - Hexane, N - None, O - AsNaO2, P - Na2O4S, Q - Na2SO3, R - Na2S2O3, S - H2SO4, T - TSP Dodecahydrate, U - Acetone, V - MCAA, W - pH 4-5, Z - other (specify)

Other:

Sample Identification - Client ID (Lab ID)	Sample Date	Sample Time	Sample Type (C=Comp, G=grab)	Matrix (W=water, S=solid, O=waste/oil, BT=Tissue, A=Air)	Field Filtered Sample (Yes or No)	Perform MS/MSD (Yes or No)	300_28D_LL_OF/ Bromide (Low Level)	Total Number of containers	Special Instructions/Note:
			Preservation Code:						
QC-EB101316 (460-122092-2)	10/13/16	06:30 Eastern		Water			X	1	
MW-500-XX (460-122092-3)	10/13/16	12:00 Eastern		Water			X	1	
MW-2GL-XX (460-122092-4)	10/13/16	11:03 Eastern		Water			X	1	
MW-9GL-XX (460-122092-5)	10/13/16	13:00 Eastern		Water			X	1	
MW-10GL-XX (460-122092-6)	10/13/16	15:30 Eastern		Water			X	1	
MW-31MI-XX (460-122092-7)	10/13/16	12:45 Eastern		Water			X	1	
MW-31MI-XX (460-122092-7MS)	10/13/16	12:45 Eastern	MS	Water			X	1	
MW-31MI-XX (460-122092-7MSD)	10/13/16	12:45 Eastern	MSD	Water			X	1	
MW-31GL-XX (460-122092-8)	10/13/16	10:45 Eastern		Water			X	1	
MW-31ML-XX (460-122092-9)	10/13/16	11:50 Eastern		Water			X	1	
MW-35GL-XX (460-122092-10)	10/13/16	15:16 Eastern		Water			X	1	

Possible Hazard Identification
Unconfirmed

Sample Disposal (A fee may be assessed if samples are retained longer than 1 month)
☐ *Return To Client* ☐ *Disposal By Lab* ☐ *Archive For* _____ *Months*

Deliverable Requested: I, II, III, IV, Other (specify) Primary Deliverable Rank: 1

Special Instructions/QC Requirements:

Empty Kit Relinquished by:	Date:	Time:	Method of Shipment:

Relinquished by:	Date/Time: 10/17/16 1800	Company:	Received by:	Date/Time: 10/18/16 8:00	Company: TA
Relinquished by:	Date/Time:	Company	Received by:	Date/Time:	Company
Relinquished by:	Date/Time:	Company	Received by:	Date/Time:	Company

Custody Seals Intact: Δ Yes Δ No	Custody Seal No.:	Cooler Temperature(s) °C and Other Remarks:

TestAmerica Edison
777 New Durham Road
Edison, NJ 08817
Phone (732) 549-3900 Fax (732) 549-3679

Chain of Custody Record

TestAmerica
THE LEADER IN ENVIRONMENTAL TESTING

Client Information (Sub Contract Lab)	Sampler:	Lab PM: Meidhof, Marie A	Carrier Tracking No(s):	COC No: 460-46878.2
Client Contact: Shipping/Receiving	Phone:	E-Mail: marie.meidhof@testamericainc.com		Page: Page 2 of 2
Company: TestAmerica Laboratories, Inc.				Job #: 460-122092-1
Address: 301 Alpha Drive, RIDC Park,	Due Date Requested: 10/26/2016			
City: Pittsburgh	TAT Requested (days):			
State, Zip: PA, 15238				
Phone: 412-963-7058(Tel) 412-963-2468(Fax)	PO #:			
Email:	WO #:			
Project Name: LMC Lockheed Martin, Great Neck-OU1/OU2	Project #: 46018731			
Site: Tetra Tech - Lockheed Martin, New Hyde	SSOW#:			

Analysis Requested

Preservation Codes:

A - HCL, B - NaOH, C - Zn Acetate, D - Nitric Acid, E - NaHSO4, F - MeOH, G - Amchlor, H - Ascorbic Acid, I - Ice, J - DI Water, K - EDTA, L - EDA, M - Hexane, N - None, O - AsNaO2, P - Na2O4S, Q - Na2SO3, R - Na2S2O3, S - H2SO4, T - TSP Dodecahydrate, U - Acetone, V - MCAA, W - pH 4-5, Z - other (specify)

Other:

Sample Identification - Client ID (Lab ID)	Sample Date	Sample Time	Sample Type (C=comp, G=grab)	Matrix (W=water, S=solid, O=waste/oil, BT=Tissue, A=Air)	Field Filtered Sample (Yes or No)	Perform MS/MSD (Yes or No)	300_28D_LL_OF/ Bromide (Low Level)	Total Number of containers	Special Instructions/Note:
			Preservation Code:						
MW-43MU-XX (460-122092-11)	10/13/16	10:50 Eastern		Water			X	1	
MW-43MI-XX (460-122092-12)	10/13/16	11:58 Eastern		Water			X	1	
SW-N12999-XX (460-122092-15)	10/14/16	08:50 Eastern		Water			X	1	
SW-N13000-XX (460-122092-16)	10/14/16	09:10 Eastern		Water			X	1	
SW-N5099-XX (460-122092-17)	10/14/16	09:35 Eastern		Water			X	1	

Possible Hazard Identification
Unconfirmed

Sample Disposal (A fee may be assessed if samples are retained longer than 1 month)
☐ *Return To Client* ☐ *Disposal By Lab* ☐ *Archive For* _____ *Months*

Deliverable Requested: I, II, III, IV, Other (specify) Primary Deliverable Rank: 1

Special Instructions/QC Requirements:

Empty Kit Relinquished by:	Date:	Time:	Method of Shipment:		
Relinquished by:	Date/Time: 10/17/16 1800	Company:	Received by:	Date/Time: 10/18/16 800	Company:
Relinquished by:	Date/Time:	Company	Received by:	Date/Time:	Company
Relinquished by:	Date/Time:	Company	Received by:	Date/Time:	Company

Custody Seals Intact: Δ Yes Δ No | Custody Seal No.: | Cooler Temperature(s) °C and Other Remarks:

Login Sample Receipt Checklist

Client: Tetra Tech GEO

Job Number: 460-122092-1

Login Number: 122092
List Number: 1
Creator: Rivera, Kenneth

List Source: TestAmerica Edison

Question	Answer	Comment
Radioactivity wasn't checked or is </= background as measured by a survey meter.	N/A	
The cooler's custody seal, if present, is intact.	N/A	Not present
Sample custody seals, if present, are intact.	N/A	
The cooler or samples do not appear to have been compromised or tampered with.	True	
Samples were received on ice.	True	
Cooler Temperature is acceptable.	True	
Cooler Temperature is recorded.	True	3°C, 3.2°C, IR #7
COC is present.	True	
COC is filled out in ink and legible.	True	
COC is filled out with all pertinent information.	True	
Is the Field Sampler's name present on COC?	True	
There are no discrepancies between the containers received and the COC.	True	
Samples are received within Holding Time (excluding tests with immediate HTs)	True	
Sample containers have legible labels.	True	
Containers are not broken or leaking.	True	
Sample collection date/times are provided.	True	
Appropriate sample containers are used.	True	
Sample bottles are completely filled.	True	
Sample Preservation Verified.	True	
There is sufficient vol. for all requested analyses, incl. any requested MS/MSDs	True	
Containers requiring zero headspace have no headspace or bubble is <6mm (1/4").	True	
Multiphasic samples are not present.	True	
Samples do not require splitting or compositing.	True	
Residual Chlorine Checked.	N/A	No analysis requiring residual chlorine check assigned.

Login Sample Receipt Checklist

Client: Tetra Tech GEO

Job Number: 460-122092-1

Login Number: 122092
List Number: 2
Creator: Say, Thomas C

List Source: TestAmerica Pittsburgh
List Creation: 10/18/16 11:10 AM

Question	Answer	Comment
Radioactivity wasn't checked or is </= background as measured by a survey meter.	True	
The cooler's custody seal, if present, is intact.	True	
Sample custody seals, if present, are intact.	True	
The cooler or samples do not appear to have been compromised or tampered with.	True	
Samples were received on ice.	True	
Cooler Temperature is acceptable.	True	
Cooler Temperature is recorded.	True	
COC is present.	True	
COC is filled out in ink and legible.	True	
COC is filled out with all pertinent information.	True	
Is the Field Sampler's name present on COC?	True	
There are no discrepancies between the containers received and the COC.	True	
Samples are received within Holding Time (excluding tests with immediate HTs)	True	
Sample containers have legible labels.	True	
Containers are not broken or leaking.	True	
Sample collection date/times are provided.	True	
Appropriate sample containers are used.	True	
Sample bottles are completely filled.	True	
Sample Preservation Verified.	True	
There is sufficient vol. for all requested analyses, incl. any requested MS/MSDs	True	
Containers requiring zero headspace have no headspace or bubble is <6mm (1/4").	True	
Multiphasic samples are not present.	True	
Samples do not require splitting or compositing.	True	
Residual Chlorine Checked.	N/A	

CASE NARRATIVE

Client: Tetra Tech GEO

Project: LMC Lockheed Martin, Great Neck-GWM

Report Number: 460-122092-1

This case narrative is in the form of an exception report, where only the anomalies related to this report, method specific performance and/or QA/QC issues are discussed. If there are no issues to report, this narrative will include a statement that documents that there are no relevant data issues.

It should be noted that samples with elevated Reporting Limits (RLs) as a result of a dilution may not be able to satisfy customer reporting limits in some cases. Such increases in the RLs are unavoidable but acceptable consequence of sample dilution that enables quantification of target analytes or interferences which exceed the calibration range of the instrument.

Calculations are performed before rounding to avoid round-off errors in calculated results.

All holding times were met and proper preservation noted for the methods performed on these samples, unless otherwise detailed in the individual sections below.

RECEIPT
The samples were received on 10/14/2016 7:20 PM; the samples arrived in good condition, properly preserved and, where required, on ice. The temperatures of the 2 coolers at receipt time were 3.0º C and 3.2º C.

Note: All samples which require thermal preservation are considered acceptable if the arrival temperature is within 2C of the required temperature or method specified range. For samples with a specified temperature of 4C, samples with a temperature ranging from just above freezing temperature of water to 6C shall be acceptable. Samples that are hand delivered immediately following collection may not meet these criteria, however they will be deemed acceptable according to NELAC standards, if there is evidence that the chilling process has begun, such as arrival on ice, etc.

VOLATILE ORGANIC COMPOUNDS (GC-MS) - SELECTED ION MODE (SIM)
Samples QC-TB101316 (460-122092-1), QC-EB101316 (460-122092-2), MW-500-XX (460-122092-3), MW-2GL-XX (460-122092-4), MW-9GL-XX (460-122092-5), MW-10GL-XX (460-122092-6), MW-31MI-XX (460-122092-7), MW-31GL-XX (460-122092-8), MW-31ML-XX (460-122092-9), MW-35GL-XX (460-122092-10), MW-43MU-XX (460-122092-11), MW-43MI-XX (460-122092-12), SW-N12999-XX (460-122092-15), SW-N13000-XX (460-122092-16) and SW-N5099-XX (460-122092-17) were analyzed for volatile organic compounds (GC-MS) - Selected Ion Mode (SIM) in accordance with EPA SW-846 Method 8260C SIM. The samples were analyzed on 10/22/2016, 10/23/2016 and 10/24/2016.

No difficulties were encountered during the volatile organic compounds (GC-MS) - Selected Ion Mode (SIM) analysis.

All quality control parameters were within the acceptance limits.

CLP VOLATILES (LL)
Samples QC-TB101316 (460-122092-1), QC-EB101316 (460-122092-2), MW-500-XX (460-122092-3), MW-2GL-XX (460-122092-4), MW-9GL-XX (460-122092-5), MW-10GL-XX (460-122092-6), MW-31MI-XX (460-122092-7), MW-31GL-XX (460-122092-8), MW-31ML-XX (460-122092-9), MW-35GL-XX (460-122092-10), MW-43MU-XX (460-122092-11), MW-43MI-XX (460-122092-12), MW-51MI-XX (460-122092-13), MW-51ML-XX (460-122092-14), SW-N12999-XX (460-122092-15), SW-N13000-XX (460-122092-16), SW-N5099-XX (460-122092-17) and IW-N2169-XX (460-122092-18) were analyzed for CLP volatiles (LL) in accordance with OLM04.2 Method Volatiles (Low Level - LL). The samples were analyzed on 10/20/2016 and 10/21/2016.

1,1,2,2-Tetrachloroethane, 1,2-Dibromo-3-Chloropropane and 2-Hexanone failed the recovery criteria high for the MS of sample MW-31MI-XXMS (460-122092-7) in batch 460-398685. 1,1,2,2-Tetrachloroethane, 1,2-Dibromo-3-Chloropropane, 2-Hexanone and Methyl isobutyl ketone (MIBK) failed the recovery criteria high for the MSD of sample MW-31MI-XXMSD (460-122092-7) in batch 460-398685. Refer to the QC report for details.

The laboratory control sample duplicate (LCSD) for analytical batch 460-398453 recovered outside control limits for the following analyte: Monochloropentafluoroethane (Freon 115).This analyte was biased high in the LCSD and was not detected in the associated samples; therefore, the data have been reported. Refer to the QC report for details.

Sample MW-35GL-XX (460-122092-10)[50X] required dilution prior to analysis. The reporting limits have been adjusted accordingly.

The following sample was diluted to bring the concentration of target analytes within the calibration range: MW-35GL-XX (460-122092-10). Elevated reporting limits (RLs) are provided.

No other difficulties were encountered during the volatiles analysis.

All other quality control parameters were within the acceptance limits.

CHLORIDE

Samples QC-EB101316 (460-122092-2), MW-500-XX (460-122092-3), MW-2GL-XX (460-122092-4), MW-9GL-XX (460-122092-5), MW-10GL-XX (460-122092-6), MW-31MI-XX (460-122092-7), MW-31GL-XX (460-122092-8), MW-31ML-XX (460-122092-9), MW-35GL-XX (460-122092-10), MW-43MU-XX (460-122092-11), MW-43MI-XX (460-122092-12), SW-N12999-XX (460-122092-15), SW-N13000-XX (460-122092-16) and SW-N5099-XX (460-122092-17) were analyzed for chloride in accordance with SM 4500 CL B. The samples were analyzed on 10/22/2016.

Samples MW-500-XX (460-122092-3)[2X], MW-2GL-XX (460-122092-4)[2X], MW-9GL-XX (460-122092-5)[5X], MW-10GL-XX (460-122092-6)[5X], MW-31MI-XX (460-122092-7)[2X], MW-31GL-XX (460-122092-8)[2X] and MW-35GL-XX (460-122092-10)[2X] required dilution prior to analysis. The reporting limits have been adjusted accordingly.

No difficulties were encountered during the chloride analysis.

All quality control parameters were within the acceptance limits.

ANIONS, ION CHROMATOGRAPHY

Samples QC-EB101316 (460-122092-2), MW-500-XX (460-122092-3), MW-2GL-XX (460-122092-4), MW-9GL-XX (460-122092-5), MW-10GL-XX (460-122092-6), MW-31MI-XX (460-122092-7), MW-31GL-XX (460-122092-8), MW-31ML-XX (460-122092-9), MW-35GL-XX (460-122092-10), MW-43MU-XX (460-122092-11), MW-43MI-XX (460-122092-12), SW-N12999-XX (460-122092-15), SW-N13000-XX (460-122092-16) and SW-N5099-XX (460-122092-17) were analyzed for Anions, Ion Chromatography in accordance with EPA Method 300.0_28D Anions by Ion Chromatograph (Low Level - LL). The samples were analyzed on 10/24/2016 and 10/25/2016.

Samples MW-10GL-XX (460-122092-6)[5X] and MW-35GL-XX (460-122092-10)[5X] required dilution prior to analysis. The reporting limits have been adjusted accordingly.

No difficulties were encountered during the Anions, Ion Chromatography analysis.

All quality control parameters were within the acceptance limits.

Qualifiers

GC/MS VOA

Qualifier	Qualifier Description
U	Indicates the analyte was analyzed for but not detected.
*	LCS or LCSD is outside acceptance limits.
J	Result is less than the RL but greater than or equal to the MDL and the concentration is an approximate value.
F1	MS and/or MSD Recovery is outside acceptance limits.
E	Result exceeded calibration range.

HPLC/IC

Qualifier	Qualifier Description
U	Indicates the analyte was analyzed for but not detected.

General Chemistry

Qualifier	Qualifier Description
U	Indicates the analyte was analyzed for but not detected.

Glossary

Abbreviation	These commonly used abbreviations may or may not be present in this report.
¤	Listed under the "D" column to designate that the result is reported on a dry weight basis
%R	Percent Recovery
CFL	Contains Free Liquid
CNF	Contains no Free Liquid
DER	Duplicate error ratio (normalized absolute difference)
Dil Fac	Dilution Factor
DL, RA, RE, IN	Indicates a Dilution, Re-analysis, Re-extraction, or additional Initial metals/anion analysis of the sample
DLC	Decision level concentration
MDA	Minimum detectable activity
EDL	Estimated Detection Limit
MDC	Minimum detectable concentration
MDL	Method Detection Limit
ML	Minimum Level (Dioxin)
NC	Not Calculated
ND	Not detected at the reporting limit (or MDL or EDL if shown)
PQL	Practical Quantitation Limit
QC	Quality Control
RER	Relative error ratio
RL	Reporting Limit or Requested Limit (Radiochemistry)
RPD	Relative Percent Difference, a measure of the relative difference between two points
TEF	Toxicity Equivalent Factor (Dioxin)
TEQ	Toxicity Equivalent Quotient (Dioxin)

Sample Summary

Client: Tetra Tech GEO
Project/Site: LMC Lockheed Martin, Great Neck-GWM

TestAmerica Job ID: 460-122092-1

Lab Sample ID	Client Sample ID	Matrix	Collected	Received
460-122092-1	QC-TB101316	Water	10/13/16 00:00	10/14/16 19:20
460-122092-2	QC-EB101316	Water	10/13/16 06:30	10/14/16 19:20
460-122092-3	MW-500-XX	Water	10/13/16 12:00	10/14/16 19:20
460-122092-4	MW-2GL-XX	Water	10/13/16 11:03	10/14/16 19:20
460-122092-5	MW-9GL-XX	Water	10/13/16 13:00	10/14/16 19:20
460-122092-6	MW-10GL-XX	Water	10/13/16 15:30	10/14/16 19:20
460-122092-7	MW-31MI-XX	Water	10/13/16 12:45	10/14/16 19:20
460-122092-8	MW-31GL-XX	Water	10/13/16 10:45	10/14/16 19:20
460-122092-9	MW-31ML-XX	Water	10/13/16 11:50	10/14/16 19:20
460-122092-10	MW-35GL-XX	Water	10/13/16 15:16	10/14/16 19:20
460-122092-11	MW-43MU-XX	Water	10/13/16 10:50	10/14/16 19:20
460-122092-12	MW-43MI-XX	Water	10/13/16 11:58	10/14/16 19:20
460-122092-13	MW-51MI-XX	Water	10/14/16 09:57	10/14/16 19:20
460-122092-14	MW-51ML-XX	Water	10/14/16 10:57	10/14/16 19:20
460-122092-15	SW-N12999-XX	Water	10/14/16 08:50	10/14/16 19:20
460-122092-16	SW-N13000-XX	Water	10/14/16 09:10	10/14/16 19:20
460-122092-17	SW-N5099-XX	Water	10/14/16 09:35	10/14/16 19:20
460-122092-18	IW-N2169-XX	Water	10/14/16 10:10	10/14/16 19:20

Method Summary

Client: Tetra Tech GEO
Project/Site: LMC Lockheed Martin, Great Neck-GWM

TestAmerica Job ID: 460-122092-1

Method	Method Description	Protocol	Laboratory
8260C SIM	Volatile Organic Compounds (GC/MS)	SW846	TAL EDI
OLM04.2/VOL	Volatile Organic Compounds (GC/MS)	OLM04.2	TAL EDI
300.0	Anions, Ion Chromatography	MCAWW	TAL PIT
SM 4500 Cl- B	Chloride	SM	TAL EDI

Protocol References:

MCAWW = "Methods For Chemical Analysis Of Water And Wastes", EPA-600/4-79-020, March 1983 And Subsequent Revisions.
OLM04.2 = "Statement of Work for Organic Analysis", Multi-Media, Multi-Concentration September 1998
SM = "Standard Methods For The Examination Of Water And Wastewater",
SW846 = "Test Methods For Evaluating Solid Waste, Physical/Chemical Methods", Third Edition, November 1986 And Its Updates.

Laboratory References:

TAL EDI = TestAmerica Edison, 777 New Durham Road, Edison, NJ 08817, TEL (732)549-3900
TAL PIT = TestAmerica Pittsburgh, 301 Alpha Drive, RIDC Park, Pittsburgh, PA 15238, TEL (412)963-7058

FORM II
GC/MS VOA SURROGATE RECOVERY

Lab Name: TestAmerica Edison Job No.: 460-122092-1

SDG No.:

Matrix: Water Level: Low

GC Column (1): DB-624 ID: 0.18(mm)

Client Sample ID	Lab Sample ID	DCA #	BFB #
QC-TB101316	460-122092-1	104	99
QC-EB101316	460-122092-2	108	91
MW-500-XX	460-122092-3	97	95
MW-2GL-XX	460-122092-4	104	93
MW-9GL-XX	460-122092-5	99	103
MW-10GL-XX	460-122092-6	99	87
MW-31MI-XX	460-122092-7	112	91
MW-31GL-XX	460-122092-8	97	92
MW-31ML-XX	460-122092-9	93	86
MW-35GL-XX	460-122092-10	81	110
MW-43MU-XX	460-122092-11	102	92
MW-43MI-XX	460-122092-12	101	89
SW-N12999-XX	460-122092-15	98	96
SW-N13000-XX	460-122092-16	102	90
SW-N5099-XX	460-122092-17	101	88
	MB 460-399067/6	110	100
	MB 460-399345/6	113	97
	LCS 460-399067/3	102	112
	LCS 460-399345/3	119	110
	LCSD 460-399067/4	95	103
	LCSD 460-399345/4	122	102

	QC LIMITS
DCA = 1,2-Dichloroethane-d4 (Surr)	71-144
BFB = 4-Bromofluorobenzene	72-133

Column to be used to flag recovery values

FORM II 8260C SIM

FORM VIII
GC/MS VOA INTERNAL STANDARD AREA AND RETENTION TIME SUMMARY

Lab Name: TestAmerica Edison Job No.: 460-122092-1

SDG No.:

Sample No.: CCVIS 460-399067/2 Date Analyzed: 10/22/2016 20:47

Instrument ID: CVOAMS11 GC Column: DB-624 ID: 0.18(mm)

Lab File ID (Standard): N98840.D Heated Purge: (Y/N) N

Calibration ID: 58529

		FB		DXE		CBNZd5	
		AREA #	RT #	AREA #	RT #	AREA #	RT #
12/24 HOUR STD		22054	3.72	20039	4.38	33736	7.27
UPPER LIMIT		44108	4.22	40078	4.88	67472	7.77
LOWER LIMIT		11027	3.22	10020	3.88	16868	6.77
LAB SAMPLE ID	CLIENT SAMPLE ID						
LCS 460-399067/3		23786	3.72	21052	4.42	33911	7.27
LCSD 460-399067/4		23516	3.72	20974	4.42	33086	7.27
MB 460-399067/6		21284	3.72	19953	4.42	31702	7.27
460-122092-1	QC-TB101316	22498	3.72	21037	4.42	31191	7.27
460-122092-2	QC-EB101316	24292	3.72	21050	4.42	35048	7.27
460-122092-3	MW-500-XX	27291	3.72	21924	4.42	34535	7.27
460-122092-4	MW-2GL-XX	23458	3.72	21559	4.42	32899	7.27
460-122092-5	MW-9GL-XX	23447	3.72	21702	4.42	32850	7.27
460-122092-6	MW-10GL-XX	22551	3.72	20556	4.42	32132	7.27
460-122092-7	MW-31MI-XX	24063	3.72	21774	4.42	33183	7.27
460-122092-8	MW-31GL-XX	24714	3.72	20281	4.42	32416	7.27
460-122092-9	MW-31ML-XX	24957	3.72	22361	4.42	33959	7.27
460-122092-11	MW-43MU-XX	24094	3.72	21412	4.42	33967	7.27
460-122092-12	MW-43MI-XX	25253	3.72	20718	4.42	34425	7.27
460-122092-15	SW-N12999-XX	23179	3.72	20668	4.42	31828	7.27
460-122092-16	SW-N13000-XX	23671	3.72	21459	4.42	33257	7.27
460-122092-17	SW-N5099-XX	19793	3.72	18286	4.42	26810	7.27

FB = Fluorobenzene
DXE = 1,4-Dioxane-d8
CBNZd5 = Chlorobenzene-d5

Area Limit = 50%-200% of internal standard area
RT Limit = ± 0.5 minutes of internal standard RT

Column used to flag values outside QC limits

FORM VIII 8260C SIM

FORM VIII
GC/MS VOA INTERNAL STANDARD AREA AND RETENTION TIME SUMMARY

Lab Name: TestAmerica Edison Job No.: 460-122092-1

SDG No.:

Sample No.: CCVIS 460-399345/2 Date Analyzed: 10/24/2016 18:59

Instrument ID: CVOAMS11 GC Column: DB-624 ID: 0.18(mm)

Lab File ID (Standard): N98952.D Heated Purge: (Y/N) N

Calibration ID: 58529

		FB		DXE		CBNZd5	
		AREA #	RT #	AREA #	RT #	AREA #	RT #
12/24 HOUR STD		27869	3.72	22992	4.42	43846	7.27
UPPER LIMIT		55738	4.22	45984	4.92	87692	7.77
LOWER LIMIT		13935	3.22	11496	3.92	21923	6.77
LAB SAMPLE ID	CLIENT SAMPLE ID						
LCS 460-399345/3		27630	3.72	23319	4.38	40885	7.27
LCSD 460-399345/4		25488	3.72	24203	4.38	44025	7.27
MB 460-399345/6		25840	3.72	23746	4.42	41829	7.27
460-122092-10	MW-35GL-XX	41845	3.72	27368	4.38	46140	7.27

FB = Fluorobenzene
DXE = 1,4-Dioxane-d8
CBNZd5 = Chlorobenzene-d5

Area Limit = 50%-200% of internal standard area
RT Limit = ± 0.5 minutes of internal standard RT

Column used to flag values outside QC limits

FORM VIII 8260C SIM

FORM IV
GC/MS VOA METHOD BLANK SUMMARY

Lab Name: TestAmerica Edison Job No.: 460-122092-1

SDG No.:

Lab File ID: N98844.D Lab Sample ID: MB 460-399067/6

Matrix: Water Heated Purge:(Y/N) N

Instrument ID: CVOAMS11 Date Analyzed: 10/22/2016 22:29

GC Column: DB-624 ID: 0.18(mm)

THIS METHOD BLANK APPLIES TO THE FOLLOWING SAMPLES:

CLIENT SAMPLE ID	LAB SAMPLE ID	LAB FILE ID	DATE ANALYZED
	LCS 460-399067/3	N98841.D	10/22/2016 21:10
	LCSD 460-399067/4	N98842.D	10/22/2016 21:34
QC-TB101316	460-122092-1	N98846.D	10/22/2016 23:15
QC-EB101316	460-122092-2	N98848.D	10/23/2016 00:02
MW-500-XX	460-122092-3	N98851.D	10/23/2016 01:12
MW-2GL-XX	460-122092-4	N98852.D	10/23/2016 01:35
MW-9GL-XX	460-122092-5	N98853.D	10/23/2016 01:58
MW-10GL-XX	460-122092-6	N98854.D	10/23/2016 02:22
MW-31MI-XX	460-122092-7	N98855.D	10/23/2016 02:45
MW-31GL-XX	460-122092-8	N98856.D	10/23/2016 03:08
MW-31ML-XX	460-122092-9	N98857.D	10/23/2016 03:32
MW-43MU-XX	460-122092-11	N98858.D	10/23/2016 03:55
MW-43MI-XX	460-122092-12	N98859.D	10/23/2016 04:18
SW-N12999-XX	460-122092-15	N98860.D	10/23/2016 04:42
SW-N13000-XX	460-122092-16	N98861.D	10/23/2016 05:05
SW-N5099-XX	460-122092-17	N98862.D	10/23/2016 05:28

FORM I
GC/MS VOA ORGANICS ANALYSIS DATA SHEET

Lab Name: TestAmerica Edison
Job No.: 460-122092-1
SDG No.:
Client Sample ID:
Lab Sample ID: MB 460-399067/6
Matrix: Water
Lab File ID: N98844.D
Analysis Method: 8260C SIM
Date Collected:
Sample wt/vol: 5(mL)
Date Analyzed: 10/22/2016 22:29
Soil Aliquot Vol:
Dilution Factor: 1
Soil Extract Vol.:
GC Column: DB-624 ID: 0.18(mm)
% Moisture:
Level: (low/med) Low
Analysis Batch No.: 399067
Units: ug/L

CAS NO.	COMPOUND NAME	RESULT	Q	RL	MDL
123-91-1	1,4-Dioxane	0.40	U	0.40	0.11

CAS NO.	SURROGATE	%REC	Q	LIMITS
460-00-4	4-Bromofluorobenzene	100		72-133
17060-07-0	1,2-Dichloroethane-d4 (Surr)	110		71-144

FORM III
GC/MS VOA LAB CONTROL SAMPLE RECOVERY

Lab Name: TestAmerica Edison Job No.: 460-122092-1

SDG No.:

Matrix: Water Level: Low Lab File ID: N98841.D

Lab ID: LCS 460-399067/3 Client ID:

COMPOUND	SPIKE ADDED (ug/L)	LCS CONCENTRATION (ug/L)	LCS % REC	QC LIMITS REC	#
1,4-Dioxane	5.00	5.73	115	66-135	

Column to be used to flag recovery and RPD values

FORM III 8260C SIM

FORM III
GC/MS VOA LAB CONTROL SAMPLE DUPLICATE RECOVERY

Lab Name: TestAmerica Edison Job No.: 460-122092-1

SDG No.:

Matrix: Water Level: Low Lab File ID: N98842.D

Lab ID: LCSD 460-399067/4 Client ID:

COMPOUND	SPIKE ADDED (ug/L)	LCSD CONCENTRATION (ug/L)	LCSD % REC	% RPD	QC LIMITS RPD	QC LIMITS REC	#
1,4-Dioxane	5.00	5.76	115	0	30	66-135	

Column to be used to flag recovery and RPD values

FORM III 8260C SIM

FORM IV
GC/MS VOA METHOD BLANK SUMMARY

Lab Name: TestAmerica Edison Job No.: 460-122092-1

SDG No.:

Lab File ID: N98956.D Lab Sample ID: MB 460-399345/6

Matrix: Water Heated Purge:(Y/N) N

Instrument ID: CVOAMS11 Date Analyzed: 10/24/2016 20:48

GC Column: DB-624 ID: 0.18(mm)

THIS METHOD BLANK APPLIES TO THE FOLLOWING SAMPLES:

CLIENT SAMPLE ID	LAB SAMPLE ID	LAB FILE ID	DATE ANALYZED
	LCS 460-399345/3	N98953.D	10/24/2016 19:23
	LCSD 460-399345/4	N98954.D	10/24/2016 19:49
MW-35GL-XX	460-122092-10	N98957.D	10/24/2016 21:11

FORM I
GC/MS VOA ORGANICS ANALYSIS DATA SHEET

Lab Name: TestAmerica Edison
Job No.: 460-122092-1
SDG No.:
Client Sample ID:
Lab Sample ID: MB 460-399345/6
Matrix: Water
Lab File ID: N98956.D
Analysis Method: 8260C SIM
Date Collected:
Sample wt/vol: 5(mL)
Date Analyzed: 10/24/2016 20:48
Soil Aliquot Vol:
Dilution Factor: 1
Soil Extract Vol.:
GC Column: DB-624 ID: 0.18(mm)
% Moisture:
Level: (low/med) Low
Analysis Batch No.: 399345
Units: ug/L

CAS NO.	COMPOUND NAME	RESULT	Q	RL	MDL
123-91-1	1,4-Dioxane	0.40	U	0.40	0.11

CAS NO.	SURROGATE	%REC	Q	LIMITS
460-00-4	4-Bromofluorobenzene	97		72-133
17060-07-0	1,2-Dichloroethane-d4 (Surr)	113		71-144

FORM III
GC/MS VOA LAB CONTROL SAMPLE RECOVERY

Lab Name: TestAmerica Edison Job No.: 460-122092-1

SDG No.:

Matrix: Water Level: Low Lab File ID: N98953.D

Lab ID: LCS 460-399345/3 Client ID:

COMPOUND	SPIKE ADDED (ug/L)	LCS CONCENTRATION (ug/L)	LCS % REC	QC LIMITS REC	#
1,4-Dioxane	5.00	4.96	99	66-135	

Column to be used to flag recovery and RPD values

FORM III 8260C SIM

FORM III
GC/MS VOA LAB CONTROL SAMPLE DUPLICATE RECOVERY

Lab Name: TestAmerica Edison Job No.: 460-122092-1

SDG No.:

Matrix: Water Level: Low Lab File ID: N98954.D

Lab ID: LCSD 460-399345/4 Client ID:

COMPOUND	SPIKE ADDED (ug/L)	LCSD CONCENTRATION (ug/L)	LCSD % REC	% RPD	QC LIMITS		#
					RPD	REC	
1,4-Dioxane	5.00	6.10	122	21	30	66-135	

Column to be used to flag recovery and RPD values

FORM III 8260C SIM

FORM V
GC/MS VOA INSTRUMENT PERFORMANCE CHECK
BROMOFLUOROBENZENE (BFB)

Lab Name: TestAmerica Edison Job No.: 460-122092-1

SDG No.:

Lab File ID: N98643.D BFB Injection Date: 10/19/2016

Instrument ID: CVOAMS11 BFB Injection Time: 07:02

Analysis Batch No.: 398269

M/E	ION ABUNDANCE CRITERIA	% RELATIVE ABUNDANCE	
50	15.0 - 40.0 % of mass 95	16.5	
75	30.0 - 60.0 % of mass 95	50.3	
95	Base Peak, 100% relative abundance	100.0	
96	5.0 - 9.0 % of mass 95	6.5	
173	Less than 2.0 % of mass 174	0.0	(0.0) 1
174	50.0 - 120.00 % of mass 95	87.8	
175	5.0 - 9.0 % of mass 174	7.2	(8.2) 1
176	95.0 - 101.0 % of mass 174	85.3	(97.1) 1
177	5.0 - 9.0 % of mass 176	6.1	(7.2) 2

1-Value is % mass 174 2-Value is % mass 176

THIS CHECK APPLIES TO THE FOLLOWING SAMPLES, MS, MSD, BLANKS AND STANDARDS:

CLIENT SAMPLE ID	LAB SAMPLE ID	LAB FILE ID	DATE ANALYZED	TIME ANALYZED
	STD002 460-398269/3	N98645.D	10/19/2016	07:47
	STD005 460-398269/4	N98646.D	10/19/2016	08:11
	STD01 460-398269/5	N98647.D	10/19/2016	08:34
	STD05 460-398269/6	N98648.D	10/19/2016	08:57
	STD1 460-398269/7	N98649.D	10/19/2016	09:21
	STD2 460-398269/8	N98650.D	10/19/2016	09:44

FORM VI
GC/MS VOA BY INTERNAL STANDARD - INITIAL CALIBRATION DATA
CURVE EVALUATION

Lab Name: TestAmerica Edison Job No.: 460-122092-1 Analy Batch No.: 398269

SDG No.:

Instrument ID: CVOAMS11 GC Column: DB-624 ID: 0.18(mm) Heated Purge: (Y/N) N

Calibration Start Date: 10/19/2016 07:47 Calibration End Date: 10/19/2016 09:44 Calibration ID: 58529

Calibration Files:

LEVEL:	LAB SAMPLE ID:	LAB FILE ID:
Level 1	STD002 460-398269/3	N98645.D
Level 2	STD005 460-398269/4	N98646.D
Level 3	STD01 460-398269/5	N98647.D
Level 4	STD05 460-398269/6	N98648.D
Level 5	STD1 460-398269/7	N98649.D
Level 6	STD2 460-398269/8	N98650.D

ANALYTE	RRF					CURVE TYPE	COEFFICIENT			#	MIN RRF	%RSD	#	MAX %RSD	R^2 OR COD	#	MIN R^2 OR COD
	LVL 1 LVL 6	LVL 2	LVL 3	LVL 4	LVL 5		B	M1	M2								
Chloroform	2.5312 1.9578	1.6759	1.9536	1.7651	1.6833	Ave		1.9278			0.2000	16.7		20.0			
Benzene	13.921 1.7109	5.6857	3.7582	1.9193	1.6449	Lin	0.1950	1.5790			0.5000				0.9970		0.9900
1,4-Dioxane	1.0662 1.2219	0.9977	1.1483	1.2038	1.1470	Ave		1.1308				7.5		20.0			
Ethylene Dibromide	0.4421 0.4432	0.4161	0.4100	0.4120	0.3867	Ave		0.4184			0.1000	5.1		20.0			
1,2,3-Trichloropropane	0.6921 0.6039	0.5374	0.5898	0.5255	0.5118	Ave		0.5768				11.7		20.0			
1,2-Dibromo-3-Chloropropane	0.2635 0.2902	0.2736	0.2544	0.2424	0.2547	Ave		0.2631			0.0500	6.4		20.0			
1,2-Dichloroethane-d4 (Surr)	0.5792 0.5129	0.5314	0.5584	0.5410	0.5385	Ave		0.5436				4.2		20.0			
4-Bromofluorobenzene	0.4711 0.4398	0.4698	0.4585	0.4893	0.4803	Ave		0.4681				3.7		20.0			

Note: The m1 coefficient is the same as Ave RRF for an Ave curve type.

FORM V
GC/MS VOA INSTRUMENT PERFORMANCE CHECK
BROMOFLUOROBENZENE (BFB)

Lab Name: TestAmerica Edison Job No.: 460-122092-1

SDG No.:

Lab File ID: N98839.D BFB Injection Date: 10/22/2016

Instrument ID: CVOAMS11 BFB Injection Time: 20:26

Analysis Batch No.: 399067

M/E	ION ABUNDANCE CRITERIA	% RELATIVE ABUNDANCE	
50	15.0 - 40.0 % of mass 95	15.9	
75	30.0 - 60.0 % of mass 95	47.2	
95	Base Peak, 100% relative abundance	100.0	
96	5.0 - 9.0 % of mass 95	7.8	
173	Less than 2.0 % of mass 174	0.0	(0.0) 1
174	50.0 - 120.00 % of mass 95	94.1	
175	5.0 - 9.0 % of mass 174	7.0	(7.5) 1
176	95.0 - 101.0 % of mass 174	91.0	(96.7) 1
177	5.0 - 9.0 % of mass 176	5.8	(6.4) 2

1-Value is % mass 174 2-Value is % mass 176

THIS CHECK APPLIES TO THE FOLLOWING SAMPLES, MS, MSD, BLANKS AND STANDARDS:

CLIENT SAMPLE ID	LAB SAMPLE ID	LAB FILE ID	DATE ANALYZED	TIME ANALYZED
	CCVIS 460-399067/2	N98840.D	10/22/2016	20:47
	LCS 460-399067/3	N98841.D	10/22/2016	21:10
	LCSD 460-399067/4	N98842.D	10/22/2016	21:34
	MB 460-399067/6	N98844.D	10/22/2016	22:29
QC-TB101316	460-122092-1	N98846.D	10/22/2016	23:15
QC-EB101316	460-122092-2	N98848.D	10/23/2016	00:02
MW-500-XX	460-122092-3	N98851.D	10/23/2016	01:12
MW-2GL-XX	460-122092-4	N98852.D	10/23/2016	01:35
MW-9GL-XX	460-122092-5	N98853.D	10/23/2016	01:58
MW-10GL-XX	460-122092-6	N98854.D	10/23/2016	02:22
MW-31MI-XX	460-122092-7	N98855.D	10/23/2016	02:45
MW-31GL-XX	460-122092-8	N98856.D	10/23/2016	03:08
MW-31ML-XX	460-122092-9	N98857.D	10/23/2016	03:32
MW-43MU-XX	460-122092-11	N98858.D	10/23/2016	03:55
MW-43MI-XX	460-122092-12	N98859.D	10/23/2016	04:18
SW-N12999-XX	460-122092-15	N98860.D	10/23/2016	04:42
SW-N13000-XX	460-122092-16	N98861.D	10/23/2016	05:05
SW-N5099-XX	460-122092-17	N98862.D	10/23/2016	05:28

FORM VII
GC/MS VOA CONTINUING CALIBRATION DATA

Lab Name: TestAmerica Edison Job No.: 460-122092-1

SDG No.:

Lab Sample ID: CCVIS 460-399067/2 Calibration Date: 10/22/2016 20:47

Instrument ID: CVOAMS11 Calib Start Date: 10/19/2016 07:47

GC Column: DB-624 ID: 0.18(mm) Calib End Date: 10/19/2016 09:44

Lab File ID: N98840.D Conc. Units: ug/L Heated Purge: (Y/N) N

ANALYTE	CURVE TYPE	AVE RRF	RRF	MIN RRF	CALC AMOUNT	SPIKE AMOUNT	%D	MAX %D
Chloroform	Ave	1.928	2.155	0.2000	0.0559	0.0500	11.8	20.0
Benzene	Lin		7.329	0.5000	0.109	0.0500	117.2*	20.0
1,4-Dioxane	Ave	1.131	1.087		4.81	5.00	-3.9	50.0
Ethylene Dibromide	Ave	0.4184	0.4755	0.1000	0.0568	0.0500	13.6	20.0
1,2,3-Trichloropropane	Ave	0.5768	0.5579		0.0484	0.0500	-3.3	20.0
1,2-Dibromo-3-Chloropropane	Ave	0.2631	0.2766	0.0500	0.0526	0.0500	5.1	50.0
1,2-Dichloroethane-d4 (Surr)	Ave	0.5436	0.6192		0.570	0.500	13.9	20.0
4-Bromofluorobenzene	Ave	0.4681	0.4706		0.503	0.500	0.5	20.0

FORM V
GC/MS VOA INSTRUMENT PERFORMANCE CHECK
BROMOFLUOROBENZENE (BFB)

Lab Name: TestAmerica Edison Job No.: 460-122092-1

SDG No.:

Lab File ID: N98951.D BFB Injection Date: 10/24/2016

Instrument ID: CVOAMS11 BFB Injection Time: 18:15

Analysis Batch No.: 399345

M/E	ION ABUNDANCE CRITERIA	% RELATIVE ABUNDANCE	
50	15.0 - 40.0 % of mass 95	15.5	
75	30.0 - 60.0 % of mass 95	45.9	
95	Base Peak, 100% relative abundance	100.0	
96	5.0 - 9.0 % of mass 95	6.1	
173	Less than 2.0 % of mass 174	0.0	(0.0) 1
174	50.0 - 120.00 % of mass 95	85.8	
175	5.0 - 9.0 % of mass 174	6.7	(7.8) 1
176	95.0 - 101.0 % of mass 174	82.2	(95.8) 1
177	5.0 - 9.0 % of mass 176	5.6	(6.8) 2

1-Value is % mass 174 2-Value is % mass 176

THIS CHECK APPLIES TO THE FOLLOWING SAMPLES, MS, MSD, BLANKS AND STANDARDS:

CLIENT SAMPLE ID	LAB SAMPLE ID	LAB FILE ID	DATE ANALYZED	TIME ANALYZED
	CCVIS 460-399345/2	N98952.D	10/24/2016	18:59
	LCS 460-399345/3	N98953.D	10/24/2016	19:23
	LCSD 460-399345/4	N98954.D	10/24/2016	19:49
	MB 460-399345/6	N98956.D	10/24/2016	20:48
MW-35GL-XX	460-122092-10	N98957.D	10/24/2016	21:11

FORM VII
GC/MS VOA CONTINUING CALIBRATION DATA

Lab Name: TestAmerica Edison Job No.: 460-122092-1

SDG No.:

Lab Sample ID: CCVIS 460-399345/2 Calibration Date: 10/24/2016 18:59

Instrument ID: CVOAMS11 Calib Start Date: 10/19/2016 07:47

GC Column: DB-624 ID: 0.18(mm) Calib End Date: 10/19/2016 09:44

Lab File ID: N98952.D Conc. Units: ug/L Heated Purge: (Y/N) N

ANALYTE	CURVE TYPE	AVE RRF	RRF	MIN RRF	CALC AMOUNT	SPIKE AMOUNT	%D	MAX %D
Chloroform	Ave	1.928	2.002	0.2000	0.0519	0.0500	3.8	20.0
Benzene	Lin		4.613	0.5000	0.0226	0.0500	-54.8*	20.0
1,4-Dioxane	Ave	1.131	1.212		5.36	5.00	7.2	50.0
Ethylene Dibromide	Ave	0.4184	0.4135	0.1000	0.0494	0.0500	-1.2	20.0
1,2,3-Trichloropropane	Ave	0.5768	0.4956		0.0430	0.0500	-14.1	20.0
1,2-Dibromo-3-Chloropropane	Ave	0.2631	0.2050	0.0500	0.0390	0.0500	-22.1	50.0
1,2-Dichloroethane-d4 (Surr)	Ave	0.5436	0.5795		0.533	0.500	6.6	20.0
4-Bromofluorobenzene	Ave	0.4681	0.4698		0.502	0.500	0.4	20.0

FORM II
GC/MS VOA SURROGATE RECOVERY

Lab Name: TestAmerica Edison Job No.: 460-122092-1

SDG No.:

Matrix: Water Level: Low

GC Column (1): Rtx-624 ID: 0.25(mm)

Client Sample ID	Lab Sample ID	DCA #	TOL #	BFB #
QC-TB101316	460-122092-1	102	96	97
QC-EB101316	460-122092-2	101	96	96
MW-500-XX	460-122092-3	100	96	94
MW-2GL-XX	460-122092-4	97	98	96
MW-9GL-XX	460-122092-5	103	95	96
MW-10GL-XX	460-122092-6	100	96	98
MW-31MI-XX	460-122092-7	99	97	96
MW-31GL-XX	460-122092-8	102	97	96
MW-31ML-XX	460-122092-9	100	96	96
MW-35GL-XX	460-122092-10	97	97	96
MW-43MU-XX	460-122092-11	100	95	95
MW-43MI-XX	460-122092-12	102	97	96
MW-51MI-XX	460-122092-13	101	97	96
MW-51ML-XX	460-122092-14	98	98	97
SW-N12999-XX	460-122092-15	100	96	96
SW-N13000-XX	460-122092-16	99	98	95
SW-N5099-XX	460-122092-17	98	96	94
IW-N2169-XX	460-122092-18	101	96	95
	MB 460-398453/16	102	97	98
	MB 460-398685/7	100	98	97
	LCS 460-398453/12	101	99	98
	LCS 460-398685/3	96	101	99
	LCSD 460-398453/13	103	99	100
MW-31MI-XX MS	460-122092-7 MS	99	101	101
MW-31MI-XX MSD	460-122092-7 MSD	97	101	99
	STOBLK 460-398685/32	97	97	96

	QC LIMITS
DCA = 1,2-Dichloroethane-d4 (Surr)	76-114
TOL = Toluene-d8 (Surr)	88-110
BFB = 4-Bromofluorobenzene	86-115

Column to be used to flag recovery values

FORM II OLM04.2/VOL

FORM VIII
GC/MS VOA INTERNAL STANDARD AREA AND RETENTION TIME SUMMARY

Lab Name: TestAmerica Edison Job No.: 460-122092-1

SDG No.:

Sample No.: STD50 460-398453/11 Date Analyzed: 10/20/2016 01:27

Instrument ID: CVOAMS7 GC Column: Rtx-624 ID: 0.25(mm)

Lab File ID (Standard): V47390.D Heated Purge: (Y/N) N

Calibration ID: 58531

		BCM		DFBZ		CBNZd5	
		AREA #	RT #	AREA #	RT #	AREA #	RT #
INITIAL CALIBRATION MID-POINT		121118	4.78	730079	5.43	697925	7.24
UPPER LIMIT		242236	5.28	1460158	5.93	1395850	7.74
LOWER LIMIT		60559	4.28	365040	4.93	348963	6.74
LAB SAMPLE ID	CLIENT SAMPLE ID						
LCS 460-398453/12		115917	4.78	712890	5.43	676640	7.24
LCSD 460-398453/13		120553	4.78	735430	5.43	705141	7.24
MB 460-398453/16		116831	4.78	719430	5.43	677273	7.24
460-122092-1	QC-TB101316	121388	4.78	739498	5.43	705386	7.24
460-122092-2	QC-EB101316	118111	4.78	710469	5.43	674664	7.24
460-122092-3	MW-500-XX	119225	4.78	714480	5.43	678810	7.24
460-122092-8	MW-31GL-XX	119480	4.78	718026	5.43	685284	7.24
460-122092-9	MW-31ML-XX	118609	4.78	708496	5.43	678145	7.24
460-122092-12	MW-43MI-XX	117108	4.78	707245	5.43	673188	7.24
460-122092-13	MW-51MI-XX	119302	4.78	711318	5.43	678255	7.24
460-122092-15	SW-N12999-XX	120024	4.78	718601	5.43	690863	7.24
460-122092-11	MW-43MU-XX	117218	4.78	703074	5.43	677957	7.24
460-122092-5	MW-9GL-XX	115451	4.78	702048	5.43	671294	7.24
460-122092-6	MW-10GL-XX	117258	4.78	704578	5.43	675651	7.24

BCM = Chlorobromomethane
DFBZ = 1,4-Difluorobenzene
CBNZd5 = Chlorobenzene-d5

Area Limit = 50%-200% of internal standard area
RT Limit = ± 0.5 minutes of internal standard RT

Column used to flag values outside QC limits

FORM VIII OLM04.2/VOL

FORM VIII
GC/MS VOA INTERNAL STANDARD AREA AND RETENTION TIME SUMMARY

Lab Name: TestAmerica Edison Job No.: 460-122092-1

SDG No.:

Sample No.: CCVIS 460-398685/2 Date Analyzed: 10/20/2016 19:52

Instrument ID: CVOAMS7 GC Column: Rtx-624 ID: 0.25(mm)

Lab File ID (Standard): V47424.D Heated Purge: (Y/N) N

Calibration ID: 58531

		BCM		DFBZ		CBNZd5	
		AREA #	RT #	AREA #	RT #	AREA #	RT #
12/24 HOUR STD		111585	4.78	688826	5.43	672482	7.24
UPPER LIMIT		223170	5.28	1377652	5.93	1344964	7.74
LOWER LIMIT		55793	4.28	344413	4.93	336241	6.74
LAB SAMPLE ID	CLIENT SAMPLE ID						
LCS 460-398685/3		111067	4.78	666116	5.43	647138	7.24
MB 460-398685/7		104513	4.78	641562	5.43	611299	7.24
460-122092-4	MW-2GL-XX	106317	4.78	650455	5.43	623346	7.24
460-122092-14	MW-51ML-XX	104582	4.78	635797	5.43	608008	7.24
460-122092-16	SW-N13000-XX	101662	4.78	624512	5.43	597140	7.24
460-122092-17	SW-N5099-XX	99074	4.78	592244	5.43	581028	7.24
460-122092-18	IW-N2169-XX	101986	4.78	619748	5.43	608062	7.24
460-122092-7	MW-31MI-XX	104224	4.78	616957	5.43	596396	7.24
460-122092-10	MW-35GL-XX	101934	4.78	613168	5.43	580206	7.24
460-122092-7 MS	MW-31MI-XX MS	101587	4.78	616894	5.43	596686	7.24
460-122092-7 MSD	MW-31MI-XX MSD	109491	4.78	655659	5.43	632890	7.24
STOBLK 460-398685/32		102037	4.78	616256	5.43	596512	7.24

BCM = Chlorobromomethane
DFBZ = 1,4-Difluorobenzene
CBNZd5 = Chlorobenzene-d5

Area Limit = 50%-200% of internal standard area
RT Limit = ± 0.5 minutes of internal standard RT

Column used to flag values outside QC limits

FORM VIII OLM04.2/VOL

FORM IV
GC/MS VOA METHOD BLANK SUMMARY

Lab Name: TestAmerica Edison Job No.: 460-122092-1

SDG No.:

Lab File ID: V47395.D Lab Sample ID: MB 460-398453/16

Matrix: Water Heated Purge:(Y/N) N

Instrument ID: CVOAMS7 Date Analyzed: 10/20/2016 03:45

GC Column: Rtx-624 ID: 0.25(mm)

THIS METHOD BLANK APPLIES TO THE FOLLOWING SAMPLES:

CLIENT SAMPLE ID	LAB SAMPLE ID	LAB FILE ID	DATE ANALYZED
	LCS 460-398453/12	V47391.D	10/20/2016 02:14
	LCSD 460-398453/13	V47392.D	10/20/2016 02:37
QC-TB101316	460-122092-1	V47396.D	10/20/2016 04:08
QC-EB101316	460-122092-2	V47397.D	10/20/2016 04:31
MW-500-XX	460-122092-3	V47398.D	10/20/2016 04:53
MW-31GL-XX	460-122092-8	V47400.D	10/20/2016 05:40
MW-31ML-XX	460-122092-9	V47401.D	10/20/2016 06:03
MW-43MI-XX	460-122092-12	V47402.D	10/20/2016 06:25
MW-51MI-XX	460-122092-13	V47403.D	10/20/2016 06:48
SW-N12999-XX	460-122092-15	V47405.D	10/20/2016 07:34
MW-43MU-XX	460-122092-11	V47406.D	10/20/2016 07:57
MW-9GL-XX	460-122092-5	V47407.D	10/20/2016 08:19
MW-10GL-XX	460-122092-6	V47408.D	10/20/2016 08:42

FORM I
GC/MS VOA ORGANICS ANALYSIS DATA SHEET

Lab Name: TestAmerica Edison | Job No.: 460-122092-1

SDG No.:

Client Sample ID: | Lab Sample ID: MB 460-398453/16

Matrix: Water | Lab File ID: V47395.D

Analysis Method: OLM04.2/VOL | Date Collected:

Sample wt/vol: 5(mL) | Date Analyzed: 10/20/2016 03:45

Soil Aliquot Vol: | Dilution Factor: 1

Soil Extract Vol.: | GC Column: Rtx-624 ID: 0.25(mm)

% Moisture: | Level: (low/med) Low

Analysis Batch No.: 398453 | Units: ug/L

CAS NO.	COMPOUND NAME	RESULT	Q	RL	MDL
71-55-6	1,1,1-Trichloroethane	1.0	U	1.0	0.10
79-34-5	1,1,2,2-Tetrachloroethane	1.0	U	1.0	0.10
76-13-1	1,1,2-Trichloro-1,2,2-trifluoroethane	1.0	U	1.0	0.10
79-00-5	1,1,2-Trichloroethane	1.0	U	1.0	0.10
75-34-3	1,1-Dichloroethane	1.0	U	1.0	0.10
75-35-4	1,1-Dichloroethene	1.0	U	1.0	0.10
120-82-1	1,2,4-Trichlorobenzene	1.0	U	1.0	0.10
96-12-8	1,2-Dibromo-3-Chloropropane	1.0	U	1.0	0.10
106-93-4	1,2-Dibromoethane	1.0	U	1.0	0.10
95-50-1	1,2-Dichlorobenzene	1.0	U	1.0	0.10
107-06-2	1,2-Dichloroethane	1.0	U	1.0	0.10
78-87-5	1,2-Dichloropropane	1.0	U	1.0	0.10
541-73-1	1,3-Dichlorobenzene	1.0	U	1.0	0.10
106-46-7	1,4-Dichlorobenzene	1.0	U	1.0	0.10
591-78-6	2-Hexanone	1.0	U	1.0	0.10
67-64-1	Acetone	1.0	U	1.0	0.10
71-43-2	Benzene	1.0	U	1.0	0.10
75-27-4	Bromodichloromethane	1.0	U	1.0	0.10
75-25-2	Bromoform	1.0	U	1.0	0.10
74-83-9	Bromomethane	1.0	U	1.0	0.10
75-15-0	Carbon disulfide	1.0	U	1.0	0.10
56-23-5	Carbon tetrachloride	1.0	U	1.0	0.10
108-90-7	Chlorobenzene	1.0	U	1.0	0.10
75-45-6	Chlorodifluoromethane	1.0	U	1.0	0.10
75-00-3	Chloroethane	1.0	U	1.0	0.10
67-66-3	Chloroform	1.0	U	1.0	0.10
74-87-3	Chloromethane	1.0	U	1.0	0.10
156-59-2	cis-1,2-Dichloroethene	1.0	U	1.0	0.10
10061-01-5	cis-1,3-Dichloropropene	1.0	U	1.0	0.10
110-82-7	Cyclohexane	1.0	U	1.0	0.10
124-48-1	Dibromochloromethane	1.0	U	1.0	0.10
75-71-8	Dichlorodifluoromethane	1.0	U	1.0	0.10
100-41-4	Ethylbenzene	1.0	U	1.0	0.10
75-69-4	Freon 11	1.0	U	1.0	0.10
76-15-3	Freon 115	1.0	U	1.0	0.10

FORM I
GC/MS VOA ORGANICS ANALYSIS DATA SHEET

Lab Name: TestAmerica Edison | Job No.: 460-122092-1

SDG No.:

Client Sample ID: | Lab Sample ID: MB 460-398453/16

Matrix: Water | Lab File ID: V47395.D

Analysis Method: OLM04.2/VOL | Date Collected:

Sample wt/vol: 5(mL) | Date Analyzed: 10/20/2016 03:45

Soil Aliquot Vol: | Dilution Factor: 1

Soil Extract Vol.: | GC Column: Rtx-624 ID: 0.25(mm)

% Moisture: | Level: (low/med) Low

Analysis Batch No.: 398453 | Units: ug/L

CAS NO.	COMPOUND NAME	RESULT	Q	RL	MDL
306-83-2	Freon 123	1.0	U	1.0	0.10
75-37-6	Freon 152a	1.0	U	1.0	0.10
98-82-8	Isopropylbenzene	1.0	U	1.0	0.10
179601-23-1	m&p-Xylene	1.0	U	1.0	0.10
79-20-9	Methyl acetate	1.0	U	1.0	0.10
78-93-3	Methyl ethyl ketone (MEK)	1.0	U	1.0	0.10
108-10-1	Methyl isobutyl ketone (MIBK)	1.0	U	1.0	0.10
1634-04-4	Methyl tert-butyl ether	1.0	U	1.0	0.10
108-87-2	Methylcyclohexane	1.0	U	1.0	0.10
75-09-2	Methylene Chloride	1.0	U	1.0	0.10
95-47-6	o-Xylene	1.0	U	1.0	0.10
100-42-5	Styrene	1.0	U	1.0	0.10
127-18-4	Tetrachloroethene	1.0	U	1.0	0.10
108-88-3	Toluene	1.0	U	1.0	0.10
156-60-5	trans-1,2-Dichloroethene	1.0	U	1.0	0.10
10061-02-6	trans-1,3-Dichloropropene	1.0	U	1.0	0.10
79-01-6	Trichloroethene	1.0	U	1.0	0.10
75-01-4	Vinyl chloride	1.0	U	1.0	0.10
1330-20-7	Xylenes, Total	1.0	U	1.0	0.10

CAS NO.	SURROGATE	%REC	Q	LIMITS
17060-07-0	1,2-Dichloroethane-d4 (Surr)	102		76-114
460-00-4	4-Bromofluorobenzene	98		86-115
2037-26-5	Toluene-d8 (Surr)	97		88-110

FORM I
GC/MS VOA ORGANICS ANALYSIS DATA SHEET
TENTATIVELY IDENTIFIED COMPOUNDS

Lab Name: TestAmerica Edison Job No.: 460-122092-1

SDG No.:

Client Sample ID: Lab Sample ID: MB 460-398453/16

Matrix: Water Lab File ID: V47395.D

Analysis Method: OLM04.2/VOL Date Collected:

Sample wt/vol: 5(mL) Date Analyzed: 10/20/2016 03:45

Soil Aliquot Vol: Dilution Factor: 1

Soil Extract Vol.: GC Column: Rtx-624 ID: 0.25(mm)

% Moisture: Level: (low/med) Low

Analysis Batch No.: 398453 Units: ug/L

Number TICs Found: 0 TIC Result Total: 0

CAS NO.	COMPOUND NAME	RT	RESULT	Q	MATCH QUALITY
	Tentatively Identified Compound		None		

FORM III
GC/MS VOA LAB CONTROL SAMPLE RECOVERY

Lab Name: TestAmerica Edison Job No.: 460-122092-1

SDG No.:

Matrix: Water Level: Low Lab File ID: V47391.D

Lab ID: LCS 460-398453/12 Client ID:

COMPOUND	SPIKE ADDED (ug/L)	LCS CONCENTRATION (ug/L)	LCS % REC	QC LIMITS REC	#
1,1,1-Trichloroethane	50.0	52.2	104	70-130	
1,1,2,2-Tetrachloroethane	50.0	51.2	102	70-130	
1,1,2-Trichloro-1,2,2-trifluoroethane	50.0	48.6	97	70-130	
1,1,2-Trichloroethane	50.0	49.8	100	70-130	
1,1-Dichloroethane	50.0	51.9	104	70-130	
1,1-Dichloroethene	50.0	54.1	108	61-145	
1,2,4-Trichlorobenzene	50.0	46.9	94	70-130	
1,2-Dibromo-3-Chloropropane	50.0	45.2	90	70-130	
1,2-Dibromoethane	50.0	44.8	90	70-130	
1,2-Dichlorobenzene	50.0	46.7	93	70-130	
1,2-Dichloroethane	50.0	51.5	103	70-130	
1,2-Dichloropropane	50.0	50.7	101	70-130	
1,3-Dichlorobenzene	50.0	46.4	93	70-130	
1,4-Dichlorobenzene	50.0	47.5	95	70-130	
2-Hexanone	50.0	47.9	96	70-130	
Acetone	50.0	46.9	94	70-130	
Benzene	50.0	50.6	101	76-127	
Bromodichloromethane	50.0	50.9	102	70-130	
Bromoform	50.0	50.2	100	70-130	
Bromomethane	50.0	53.4	107	70-130	
Carbon disulfide	50.0	55.3	111	70-130	
Carbon tetrachloride	50.0	53.7	107	70-130	
Chlorobenzene	50.0	51.6	103	75-130	
Chlorodifluoromethane	50.0	52.2	104	70-130	
Chloroethane	50.0	52.8	106	70-130	
Chloroform	50.0	51.8	104	70-130	
Chloromethane	50.0	52.2	104	70-130	
cis-1,2-Dichloroethene	50.0	52.3	105	70-130	
cis-1,3-Dichloropropene	50.0	50.9	102	70-130	
Cyclohexane	50.0	46.4	93	70-130	
Dibromochloromethane	50.0	51.7	103	70-130	
Dichlorodifluoromethane	50.0	48.2	96	70-130	
Ethylbenzene	50.0	52.3	105	70-130	
Freon 11	50.0	48.9	98	70-130	
Freon 115	50.0	55.4	111	70-130	
Freon 123	50.0	52.5	105	70-130	
Freon 152a	50.0	50.5	101	70-130	
Isopropylbenzene	50.0	46.4	93	70-130	
m&p-Xylene	100	107	107	70-130	
Methyl acetate	50.0	44.5	89	70-130	
Methyl ethyl ketone (MEK)	50.0	49.2	98	70-130	

Column to be used to flag recovery and RPD values

FORM III OLM04.2/VOL

FORM III
GC/MS VOA LAB CONTROL SAMPLE RECOVERY

Lab Name: TestAmerica Edison Job No.: 460-122092-1

SDG No.:

Matrix: Water Level: Low Lab File ID: V47391.D

Lab ID: LCS 460-398453/12 Client ID:

COMPOUND	SPIKE ADDED (ug/L)	LCS CONCENTRATION (ug/L)	LCS % REC	QC LIMITS REC	#
Methyl isobutyl ketone (MIBK)	50.0	49.1	98	70-130	
Methyl tert-butyl ether	50.0	46.5	93	70-130	
Methylcyclohexane	50.0	47.9	96	70-130	
Methylene Chloride	50.0	51.6	103	70-130	
o-Xylene	50.0	52.7	105	70-130	
Styrene	50.0	51.9	104	70-130	
Tetrachloroethene	50.0	55.5	111	70-130	
Toluene	50.0	52.1	104	76-125	
trans-1,2-Dichloroethene	50.0	54.7	109	70-130	
trans-1,3-Dichloropropene	50.0	51.1	102	70-130	
Trichloroethene	50.0	52.2	104	71-120	
Vinyl chloride	50.0	53.4	107	70-130	
Xylenes, Total	150	160	107	70-130	

Column to be used to flag recovery and RPD values

FORM III OLM04.2/VOL

FORM III
GC/MS VOA LAB CONTROL SAMPLE DUPLICATE RECOVERY

Lab Name: TestAmerica Edison Job No.: 460-122092-1

SDG No.:

Matrix: Water Level: Low Lab File ID: V47392.D

Lab ID: LCSD 460-398453/13 Client ID:

COMPOUND	SPIKE ADDED (ug/L)	LCSD CONCENTRATION (ug/L)	LCSD % REC	% RPD	QC LIMITS RPD	QC LIMITS REC	#
1,1,1-Trichloroethane	50.0	52.6	105	1	30	70-130	
1,1,2,2-Tetrachloroethane	50.0	50.9	102	0	30	70-130	
1,1,2-Trichloro-1,2,2-trifluoroethane	50.0	54.8	110	12	30	70-130	
1,1,2-Trichloroethane	50.0	49.0	98	2	30	70-130	
1,1-Dichloroethane	50.0	50.7	101	2	30	70-130	
1,1-Dichloroethene	50.0	52.5	105	3	14	61-145	
1,2,4-Trichlorobenzene	50.0	51.0	102	8	30	70-130	
1,2-Dibromo-3-Chloropropane	50.0	51.7	103	13	30	70-130	
1,2-Dibromoethane	50.0	49.8	100	11	30	70-130	
1,2-Dichlorobenzene	50.0	51.2	102	9	30	70-130	
1,2-Dichloroethane	50.0	50.5	101	2	30	70-130	
1,2-Dichloropropane	50.0	49.7	99	2	30	70-130	
1,3-Dichlorobenzene	50.0	51.3	103	10	30	70-130	
1,4-Dichlorobenzene	50.0	51.3	103	8	30	70-130	
2-Hexanone	50.0	47.6	95	1	30	70-130	
Acetone	50.0	47.6	95	2	30	70-130	
Benzene	50.0	50.6	101	0	11	76-127	
Bromodichloromethane	50.0	49.5	99	3	30	70-130	
Bromoform	50.0	49.5	99	1	30	70-130	
Bromomethane	50.0	53.8	108	1	30	70-130	
Carbon disulfide	50.0	52.2	104	6	30	70-130	
Carbon tetrachloride	50.0	54.1	108	1	30	70-130	
Chlorobenzene	50.0	51.2	102	1	13	75-130	
Chlorodifluoromethane	50.0	57.8	116	10	30	70-130	
Chloroethane	50.0	52.1	104	1	30	70-130	
Chloroform	50.0	50.4	101	3	30	70-130	
Chloromethane	50.0	51.8	104	1	30	70-130	
cis-1,2-Dichloroethene	50.0	49.4	99	6	30	70-130	
cis-1,3-Dichloropropene	50.0	50.0	100	2	30	70-130	
Cyclohexane	50.0	52.1	104	12	30	70-130	
Dibromochloromethane	50.0	50.2	100	3	30	70-130	
Dichlorodifluoromethane	50.0	55.0	110	13	30	70-130	
Ethylbenzene	50.0	52.0	104	1	30	70-130	
Freon 11	50.0	54.7	109	11	30	70-130	
Freon 115	50.0	66.4	133	18	30	70-130	*
Freon 123	50.0	58.4	117	11	30	70-130	
Freon 152a	50.0	57.6	115	13	30	70-130	
Isopropylbenzene	50.0	50.5	101	8	30	70-130	
m&p-Xylene	100	105	105	2	30	70-130	
Methyl acetate	50.0	50.1	100	12	30	70-130	
Methyl ethyl ketone (MEK)	50.0	45.1	90	9	30	70-130	

Column to be used to flag recovery and RPD values

FORM III OLM04.2/VOL

FORM III
GC/MS VOA LAB CONTROL SAMPLE DUPLICATE RECOVERY

Lab Name: TestAmerica Edison Job No.: 460-122092-1

SDG No.:

Matrix: Water Level: Low Lab File ID: V47392.D

Lab ID: LCSD 460-398453/13 Client ID:

COMPOUND	SPIKE ADDED (ug/L)	LCSD CONCENTRATION (ug/L)	LCSD % REC	% RPD	QC LIMITS RPD	QC LIMITS REC	#
Methyl isobutyl ketone (MIBK)	50.0	47.1	94	4	30	70-130	
Methyl tert-butyl ether	50.0	51.4	103	10	30	70-130	
Methylcyclohexane	50.0	50.8	102	6	30	70-130	
Methylene Chloride	50.0	50.4	101	3	30	70-130	
o-Xylene	50.0	51.5	103	2	30	70-130	
Styrene	50.0	51.7	103	0	30	70-130	
Tetrachloroethene	50.0	53.7	107	3	30	70-130	
Toluene	50.0	51.4	103	1	13	76-125	
trans-1,2-Dichloroethene	50.0	52.7	105	4	30	70-130	
trans-1,3-Dichloropropene	50.0	50.0	100	2	30	70-130	
Trichloroethene	50.0	50.9	102	2	14	71-120	
Vinyl chloride	50.0	53.2	106	0	30	70-130	
Xylenes, Total	150	156	104	2	30	70-130	

Column to be used to flag recovery and RPD values

FORM III OLM04.2/VOL

FORM IV
GC/MS VOA METHOD BLANK SUMMARY

Lab Name: TestAmerica Edison Job No.: 460-122092-1

SDG No.:

Lab File ID: V47429.D Lab Sample ID: MB 460-398685/7

Matrix: Water Heated Purge:(Y/N) N

Instrument ID: CVOAMS7 Date Analyzed: 10/20/2016 21:45

GC Column: Rtx-624 ID: 0.25(mm)

THIS METHOD BLANK APPLIES TO THE FOLLOWING SAMPLES:

CLIENT SAMPLE ID	LAB SAMPLE ID	LAB FILE ID	DATE ANALYZED
	LCS 460-398685/3	V47425.D	10/20/2016 20:15
MW-2GL-XX	460-122092-4	V47430.D	10/20/2016 22:08
MW-51ML-XX	460-122092-14	V47431.D	10/20/2016 22:30
SW-N13000-XX	460-122092-16	V47441.D	10/21/2016 02:16
SW-N5099-XX	460-122092-17	V47442.D	10/21/2016 02:39
IW-N2169-XX	460-122092-18	V47443.D	10/21/2016 03:01
MW-31MI-XX	460-122092-7	V47445.D	10/21/2016 03:47
MW-35GL-XX	460-122092-10	V47447.D	10/21/2016 04:33
MW-31MI-XX MS	460-122092-7 MS	V47450.D	10/21/2016 05:42
MW-31MI-XX MSD	460-122092-7 MSD	V47451.D	10/21/2016 06:05
	STOBLK 460-398685/32	V47454.D	10/21/2016 07:14

FORM I
GC/MS VOA ORGANICS ANALYSIS DATA SHEET

Lab Name: TestAmerica Edison | Job No.: 460-122092-1

SDG No.:

Client Sample ID: | Lab Sample ID: MB 460-398685/7

Matrix: Water | Lab File ID: V47429.D

Analysis Method: OLM04.2/VOL | Date Collected:

Sample wt/vol: 5(mL) | Date Analyzed: 10/20/2016 21:45

Soil Aliquot Vol: | Dilution Factor: 1

Soil Extract Vol.: | GC Column: Rtx-624 ID: 0.25(mm)

% Moisture: | Level: (low/med) Low

Analysis Batch No.: 398685 | Units: ug/L

CAS NO.	COMPOUND NAME	RESULT	Q	RL	MDL
71-55-6	1,1,1-Trichloroethane	1.0	U	1.0	0.10
79-34-5	1,1,2,2-Tetrachloroethane	1.0	U	1.0	0.10
76-13-1	1,1,2-Trichloro-1,2,2-trifluoroethane	1.0	U	1.0	0.10
79-00-5	1,1,2-Trichloroethane	1.0	U	1.0	0.10
75-34-3	1,1-Dichloroethane	1.0	U	1.0	0.10
75-35-4	1,1-Dichloroethene	1.0	U	1.0	0.10
120-82-1	1,2,4-Trichlorobenzene	1.0	U	1.0	0.10
96-12-8	1,2-Dibromo-3-Chloropropane	1.0	U	1.0	0.10
106-93-4	1,2-Dibromoethane	1.0	U	1.0	0.10
95-50-1	1,2-Dichlorobenzene	1.0	U	1.0	0.10
107-06-2	1,2-Dichloroethane	1.0	U	1.0	0.10
78-87-5	1,2-Dichloropropane	1.0	U	1.0	0.10
541-73-1	1,3-Dichlorobenzene	1.0	U	1.0	0.10
106-46-7	1,4-Dichlorobenzene	1.0	U	1.0	0.10
591-78-6	2-Hexanone	1.0	U	1.0	0.10
67-64-1	Acetone	1.0	U	1.0	0.10
71-43-2	Benzene	1.0	U	1.0	0.10
75-27-4	Bromodichloromethane	1.0	U	1.0	0.10
75-25-2	Bromoform	1.0	U	1.0	0.10
74-83-9	Bromomethane	1.0	U	1.0	0.10
75-15-0	Carbon disulfide	1.0	U	1.0	0.10
56-23-5	Carbon tetrachloride	1.0	U	1.0	0.10
108-90-7	Chlorobenzene	1.0	U	1.0	0.10
75-45-6	Chlorodifluoromethane	1.0	U	1.0	0.10
75-00-3	Chloroethane	1.0	U	1.0	0.10
67-66-3	Chloroform	1.0	U	1.0	0.10
74-87-3	Chloromethane	1.0	U	1.0	0.10
156-59-2	cis-1,2-Dichloroethene	1.0	U	1.0	0.10
10061-01-5	cis-1,3-Dichloropropene	1.0	U	1.0	0.10
110-82-7	Cyclohexane	1.0	U	1.0	0.10
124-48-1	Dibromochloromethane	1.0	U	1.0	0.10
75-71-8	Dichlorodifluoromethane	1.0	U	1.0	0.10
100-41-4	Ethylbenzene	1.0	U	1.0	0.10
75-69-4	Freon 11	1.0	U	1.0	0.10
76-15-3	Freon 115	1.0	U	1.0	0.10

FORM I
GC/MS VOA ORGANICS ANALYSIS DATA SHEET

Lab Name: TestAmerica Edison | Job No.: 460-122092-1

SDG No.:

Client Sample ID: | Lab Sample ID: MB 460-398685/7

Matrix: Water | Lab File ID: V47429.D

Analysis Method: OLM04.2/VOL | Date Collected:

Sample wt/vol: 5(mL) | Date Analyzed: 10/20/2016 21:45

Soil Aliquot Vol: | Dilution Factor: 1

Soil Extract Vol.: | GC Column: Rtx-624 ID: 0.25(mm)

% Moisture: | Level: (low/med) Low

Analysis Batch No.: 398685 | Units: ug/L

CAS NO.	COMPOUND NAME	RESULT	Q	RL	MDL
306-83-2	Freon 123	1.0	U	1.0	0.10
75-37-6	Freon 152a	1.0	U	1.0	0.10
98-82-8	Isopropylbenzene	1.0	U	1.0	0.10
179601-23-1	m&p-Xylene	1.0	U	1.0	0.10
79-20-9	Methyl acetate	1.0	U	1.0	0.10
78-93-3	Methyl ethyl ketone (MEK)	1.0	U	1.0	0.10
108-10-1	Methyl isobutyl ketone (MIBK)	1.0	U	1.0	0.10
1634-04-4	Methyl tert-butyl ether	1.0	U	1.0	0.10
108-87-2	Methylcyclohexane	1.0	U	1.0	0.10
75-09-2	Methylene Chloride	1.0	U	1.0	0.10
95-47-6	o-Xylene	1.0	U	1.0	0.10
100-42-5	Styrene	1.0	U	1.0	0.10
127-18-4	Tetrachloroethene	1.0	U	1.0	0.10
108-88-3	Toluene	1.0	U	1.0	0.10
156-60-5	trans-1,2-Dichloroethene	1.0	U	1.0	0.10
10061-02-6	trans-1,3-Dichloropropene	1.0	U	1.0	0.10
79-01-6	Trichloroethene	1.0	U	1.0	0.10
75-01-4	Vinyl chloride	1.0	U	1.0	0.10
1330-20-7	Xylenes, Total	1.0	U	1.0	0.10

CAS NO.	SURROGATE	%REC	Q	LIMITS
17060-07-0	1,2-Dichloroethane-d4 (Surr)	100		76-114
460-00-4	4-Bromofluorobenzene	97		86-115
2037-26-5	Toluene-d8 (Surr)	98		88-110

FORM I
GC/MS VOA ORGANICS ANALYSIS DATA SHEET
TENTATIVELY IDENTIFIED COMPOUNDS

Lab Name: TestAmerica Edison Job No.: 460-122092-1

SDG No.:

Client Sample ID: Lab Sample ID: MB 460-398685/7

Matrix: Water Lab File ID: V47429.D

Analysis Method: OLM04.2/VOL Date Collected:

Sample wt/vol: 5(mL) Date Analyzed: 10/20/2016 21:45

Soil Aliquot Vol: Dilution Factor: 1

Soil Extract Vol.: GC Column: Rtx-624 ID: 0.25(mm)

% Moisture: Level: (low/med) Low

Analysis Batch No.: 398685 Units: ug/L

Number TICs Found: 0 TIC Result Total: 0

CAS NO.	COMPOUND NAME	RT	RESULT	Q	MATCH QUALITY
	Tentatively Identified Compound		None		

FORM III
GC/MS VOA LAB CONTROL SAMPLE RECOVERY

Lab Name: TestAmerica Edison Job No.: 460-122092-1

SDG No.:

Matrix: Water Level: Low Lab File ID: V47425.D

Lab ID: LCS 460-398685/3 Client ID:

COMPOUND	SPIKE ADDED (ug/L)	LCS CONCENTRATION (ug/L)	LCS % REC	QC LIMITS REC	#
1,1,1-Trichloroethane	50.0	54.8	110	70-130	
1,1,2,2-Tetrachloroethane	50.0	56.5	113	70-130	
1,1,2-Trichloro-1,2,2-trifluoroethane	50.0	52.4	105	70-130	
1,1,2-Trichloroethane	50.0	52.9	106	70-130	
1,1-Dichloroethane	50.0	52.1	104	70-130	
1,1-Dichloroethene	50.0	53.2	106	61-145	
1,2,4-Trichlorobenzene	50.0	55.5	111	70-130	
1,2-Dibromo-3-Chloropropane	50.0	56.4	113	70-130	
1,2-Dibromoethane	50.0	54.1	108	70-130	
1,2-Dichlorobenzene	50.0	54.3	109	70-130	
1,2-Dichloroethane	50.0	51.2	102	70-130	
1,2-Dichloropropane	50.0	53.3	107	70-130	
1,3-Dichlorobenzene	50.0	53.7	107	70-130	
1,4-Dichlorobenzene	50.0	53.4	107	70-130	
2-Hexanone	50.0	59.0	118	70-130	
Acetone	50.0	51.9	104	70-130	
Benzene	50.0	53.5	107	76-127	
Bromodichloromethane	50.0	52.7	105	70-130	
Bromoform	50.0	54.1	108	70-130	
Bromomethane	50.0	52.0	104	70-130	
Carbon disulfide	50.0	49.9	100	70-130	
Carbon tetrachloride	50.0	53.8	108	70-130	
Chlorobenzene	50.0	53.5	107	75-130	
Chlorodifluoromethane	50.0	51.5	103	70-130	
Chloroethane	50.0	53.1	106	70-130	
Chloroform	50.0	51.5	103	70-130	
Chloromethane	50.0	51.3	103	70-130	
cis-1,2-Dichloroethene	50.0	49.1	98	70-130	
cis-1,3-Dichloropropene	50.0	53.1	106	70-130	
Cyclohexane	50.0	53.6	107	70-130	
Dibromochloromethane	50.0	53.0	106	70-130	
Dichlorodifluoromethane	50.0	52.1	104	70-130	
Ethylbenzene	50.0	53.4	107	70-130	
Freon 11	50.0	52.1	104	70-130	
Freon 115	50.0	49.4	99	70-130	
Freon 123	50.0	52.7	105	70-130	
Freon 152a	50.0	51.4	103	70-130	
Isopropylbenzene	50.0	53.2	106	70-130	
m&p-Xylene	100	109	109	70-130	
Methyl acetate	50.0	52.4	105	70-130	
Methyl ethyl ketone (MEK)	50.0	48.3	97	70-130	

Column to be used to flag recovery and RPD values

FORM III OLM04.2/VOL

FORM III
GC/MS VOA LAB CONTROL SAMPLE RECOVERY

Lab Name: TestAmerica Edison Job No.: 460-122092-1

SDG No.:

Matrix: Water Level: Low Lab File ID: V47425.D

Lab ID: LCS 460-398685/3 Client ID:

COMPOUND	SPIKE ADDED (ug/L)	LCS CONCENTRATION (ug/L)	LCS % REC	QC LIMITS REC	#
Methyl isobutyl ketone (MIBK)	50.0	54.8	110	70-130	
Methyl tert-butyl ether	50.0	51.6	103	70-130	
Methylcyclohexane	50.0	52.7	105	70-130	
Methylene Chloride	50.0	49.6	99	70-130	
o-Xylene	50.0	53.3	107	70-130	
Styrene	50.0	53.9	108	70-130	
Tetrachloroethene	50.0	54.4	109	70-130	
Toluene	50.0	53.5	107	76-125	
trans-1,2-Dichloroethene	50.0	50.7	101	70-130	
trans-1,3-Dichloropropene	50.0	52.6	105	70-130	
Trichloroethene	50.0	52.0	104	71-120	
Vinyl chloride	50.0	51.9	104	70-130	
Xylenes, Total	150	162	108	70-130	

Column to be used to flag recovery and RPD values

FORM III OLM04.2/VOL

FORM III
GC/MS VOA MATRIX SPIKE RECOVERY

Lab Name: TestAmerica Edison Job No.: 460-122092-1

SDG No.:

Matrix: Water Level: Low Lab File ID: V47450.D

Lab ID: 460-122092-7 MS Client ID: MW-31MI-XX MS

COMPOUND	SPIKE ADDED (ug/L)	SAMPLE CONCENTRATION (ug/L)	MS CONCENTRATION (ug/L)	MS % REC	QC LIMITS REC	#
1,1,1-Trichloroethane	50.0	1.0 U	51.6	103	70-130	
1,1,2,2-Tetrachloroethane	50.0	1.0 U	65.7	131	70-130	F1
1,1,2-Trichloro-1,2,2-trifluoroethane	50.0	8.5	54.8	93	70-130	
1,1,2-Trichloroethane	50.0	0.14 J	55.9	112	70-130	
1,1-Dichloroethane	50.0	1.0 U	52.1	104	70-130	
1,1-Dichloroethene	50.0	0.40 J	49.5	98	61-145	
1,2,4-Trichlorobenzene	50.0	1.0 U	51.7	103	70-130	
1,2-Dibromo-3-Chloropropane	50.0	1.0 U	65.7	131	70-130	F1
1,2-Dibromoethane	50.0	1.0 U	53.6	107	70-130	
1,2-Dichlorobenzene	50.0	1.0 U	51.2	102	70-130	
1,2-Dichloroethane	50.0	0.47 J	53.2	105	70-130	
1,2-Dichloropropane	50.0	0.21 J	52.9	105	70-130	
1,3-Dichlorobenzene	50.0	1.0 U	50.0	100	70-130	
1,4-Dichlorobenzene	50.0	1.0 U	49.7	99	70-130	
2-Hexanone	50.0	1.0 U	67.6	135	70-130	F1
Acetone	50.0	1.0 U	47.2	94	70-130	
Benzene	50.0	1.0 U	52.6	105	76-127	
Bromodichloromethane	50.0	1.0 U	52.1	104	70-130	
Bromoform	50.0	1.0 U	57.6	115	70-130	
Bromomethane	50.0	1.0 U	49.7	99	70-130	
Carbon disulfide	50.0	1.0 U	47.9	96	70-130	
Carbon tetrachloride	50.0	1.0 U	49.2	98	70-130	
Chlorobenzene	50.0	1.0 U	52.2	104	75-130	
Chlorodifluoromethane	50.0	2.9	53.6	101	70-130	
Chloroethane	50.0	1.0 U	50.8	102	70-130	
Chloroform	50.0	0.50 J	52.2	103	70-130	
Chloromethane	50.0	1.0 U	51.0	102	70-130	
cis-1,2-Dichloroethene	50.0	180	215	70	70-130	E
cis-1,3-Dichloropropene	50.0	1.0 U	51.5	103	70-130	
Cyclohexane	50.0	1.0 U	49.1	98	70-130	
Dibromochloromethane	50.0	1.0 U	55.2	110	70-130	
Dichlorodifluoromethane	50.0	1.0 U	48.2	96	70-130	
Ethylbenzene	50.0	1.0 U	51.3	103	70-130	
Freon 11	50.0	0.14 J	50.3	100	70-130	
Freon 115	50.0	1.0 U	38.9	78	70-130	
Freon 123	50.0	1.0 U	52.0	104	70-130	
Freon 152a	50.0	1.0 U	50.8	102	70-130	
Isopropylbenzene	50.0	1.0 U	49.0	98	70-130	
m&p-Xylene	100	1.0 U	105	105	70-130	
Methyl acetate	50.0	1.0 U	52.8	106	70-130	
Methyl ethyl ketone (MEK)	50.0	1.0 U	57.4	115	70-130	

Column to be used to flag recovery and RPD values

FORM III OLM04.2/VOL

FORM III
GC/MS VOA MATRIX SPIKE RECOVERY

Lab Name: TestAmerica Edison Job No.: 460-122092-1

SDG No.:

Matrix: Water Level: Low Lab File ID: V47450.D

Lab ID: 460-122092-7 MS Client ID: MW-31MI-XX MS

COMPOUND	SPIKE ADDED (ug/L)	SAMPLE CONCENTRATION (ug/L)	MS CONCENTRATION (ug/L)	MS % REC	QC LIMITS REC	#
Methyl isobutyl ketone (MIBK)	50.0	1.0 U	63.8	128	70-130	
Methyl tert-butyl ether	50.0	0.21 J	52.5	105	70-130	
Methylcyclohexane	50.0	1.0 U	48.2	96	70-130	
Methylene Chloride	50.0	1.0 U	51.3	103	70-130	
o-Xylene	50.0	1.0 U	51.9	104	70-130	
Styrene	50.0	1.0 U	51.3	103	70-130	
Tetrachloroethene	50.0	24	70.8	93	70-130	
Toluene	50.0	1.0 U	51.3	103	76-125	
trans-1,2-Dichloroethene	50.0	1.5	50.5	98	70-130	
trans-1,3-Dichloropropene	50.0	1.0 U	51.0	102	70-130	
Trichloroethene	50.0	52	94.2	85	71-120	
Vinyl chloride	50.0	1.0 U	48.9	98	70-130	
Xylenes, Total	150	1.0 U	157	105	70-130	

Column to be used to flag recovery and RPD values

FORM III OLM04.2/VOL

FORM III
GC/MS VOA MATRIX SPIKE DUPLICATE RECOVERY

Lab Name: TestAmerica Edison Job No.: 460-122092-1

SDG No.:

Matrix: Water Level: Low Lab File ID: V47451.D

Lab ID: 460-122092-7 MSD Client ID: MW-31MI-XX MSD

COMPOUND	SPIKE ADDED (ug/L)	MSD CONCENTRATION (ug/L)	MSD % REC	% RPD	QC LIMITS RPD	QC LIMITS REC	#
1,1,1-Trichloroethane	50.0	54.7	109	6	30	70-130	
1,1,2,2-Tetrachloroethane	50.0	67.7	135	3	30	70-130	F1
1,1,2-Trichloro-1,2,2-trifluoroethane	50.0	58.3	100	6	30	70-130	
1,1,2-Trichloroethane	50.0	56.4	113	1	30	70-130	
1,1-Dichloroethane	50.0	54.1	108	4	30	70-130	
1,1-Dichloroethene	50.0	52.7	105	6	14	61-145	
1,2,4-Trichlorobenzene	50.0	53.5	107	3	30	70-130	
1,2-Dibromo-3-Chloropropane	50.0	66.5	133	1	30	70-130	F1
1,2-Dibromoethane	50.0	55.8	112	4	30	70-130	
1,2-Dichlorobenzene	50.0	53.0	106	3	30	70-130	
1,2-Dichloroethane	50.0	53.7	106	1	30	70-130	
1,2-Dichloropropane	50.0	54.9	109	4	30	70-130	
1,3-Dichlorobenzene	50.0	52.4	105	5	30	70-130	
1,4-Dichlorobenzene	50.0	52.2	104	5	30	70-130	
2-Hexanone	50.0	68.9	138	2	30	70-130	F1
Acetone	50.0	47.8	96	1	30	70-130	
Benzene	50.0	54.6	109	4	11	76-127	
Bromodichloromethane	50.0	54.3	109	4	30	70-130	
Bromoform	50.0	59.8	120	4	30	70-130	
Bromomethane	50.0	52.9	106	6	30	70-130	
Carbon disulfide	50.0	49.9	100	4	30	70-130	
Carbon tetrachloride	50.0	52.6	105	7	30	70-130	
Chlorobenzene	50.0	55.6	111	6	13	75-130	
Chlorodifluoromethane	50.0	55.8	106	4	30	70-130	
Chloroethane	50.0	53.2	106	5	30	70-130	
Chloroform	50.0	53.5	106	3	30	70-130	
Chloromethane	50.0	52.1	104	2	30	70-130	
cis-1,2-Dichloroethene	50.0	216	72	0	30	70-130	E
cis-1,3-Dichloropropene	50.0	53.4	107	4	30	70-130	
Cyclohexane	50.0	53.5	107	9	30	70-130	
Dibromochloromethane	50.0	56.8	114	3	30	70-130	
Dichlorodifluoromethane	50.0	51.9	104	7	30	70-130	
Ethylbenzene	50.0	55.2	110	7	30	70-130	
Freon 11	50.0	53.1	106	5	30	70-130	
Freon 115	50.0	49.8	100	25	30	70-130	
Freon 123	50.0	54.9	110	5	30	70-130	
Freon 152a	50.0	53.8	108	6	30	70-130	
Isopropylbenzene	50.0	51.8	104	5	30	70-130	
m&p-Xylene	100	112	112	6	30	70-130	
Methyl acetate	50.0	53.5	107	1	30	70-130	
Methyl ethyl ketone (MEK)	50.0	59.1	118	3	30	70-130	

Column to be used to flag recovery and RPD values

FORM III OLM04.2/VOL

FORM III
GC/MS VOA MATRIX SPIKE DUPLICATE RECOVERY

Lab Name: TestAmerica Edison Job No.: 460-122092-1

SDG No.:

Matrix: Water Level: Low Lab File ID: V47451.D

Lab ID: 460-122092-7 MSD Client ID: MW-31MI-XX MSD

COMPOUND	SPIKE ADDED (ug/L)	MSD CONCENTRATION (ug/L)	MSD % REC	% RPD	QC LIMITS RPD	QC LIMITS REC	#
Methyl isobutyl ketone (MIBK)	50.0	65.9	132	3	30	70-130	F1
Methyl tert-butyl ether	50.0	54.0	108	3	30	70-130	
Methylcyclohexane	50.0	52.3	105	8	30	70-130	
Methylene Chloride	50.0	53.7	107	5	30	70-130	
o-Xylene	50.0	55.5	111	7	30	70-130	
Styrene	50.0	54.6	109	6	30	70-130	
Tetrachloroethene	50.0	74.1	99	5	30	70-130	
Toluene	50.0	55.1	110	7	13	76-125	
trans-1,2-Dichloroethene	50.0	52.8	103	4	30	70-130	
trans-1,3-Dichloropropene	50.0	54.4	109	6	30	70-130	
Trichloroethene	50.0	97.2	91	3	14	71-120	
Vinyl chloride	50.0	51.7	103	6	30	70-130	
Xylenes, Total	150	168	112	7	30	70-130	

Column to be used to flag recovery and RPD values

FORM III OLM04.2/VOL

FORM V
GC/MS VOA INSTRUMENT PERFORMANCE CHECK
BROMOFLUOROBENZENE (BFB)

Lab Name: TestAmerica Edison Job No.: 460-122092-1

SDG No.:

Lab File ID: V47380.D BFB Injection Date: 10/19/2016

Instrument ID: CVOAMS7 BFB Injection Time: 21:21

Analysis Batch No.: 398453

M/E	ION ABUNDANCE CRITERIA	% RELATIVE ABUNDANCE	
50	8.0 - 40.0% of mass 95	16.3	
75	30.0 - 66.0% of mass 95	45.2	
95	Base peak, 100% relative abundance	100.0	
96	5.0 - 9.0% of mass 95	6.7	
173	Less than 2.0% of mass 174	0.2	(0.3) 1
174	50.0 - 120.0% of mass 95	81.7	
175	4.0 - 9.0 % of mass 174	6.7	(8.2) 1
176	93.0 - 101.0% of mass 174	79.2	(97.0) 1
177	5.0 - 9.0% of mass 176	5.4	(6.8) 2

1-Value is % mass 174 2-Value is % mass 176

THIS CHECK APPLIES TO THE FOLLOWING SAMPLES, MS, MSD, BLANKS AND STANDARDS:

CLIENT SAMPLE ID	LAB SAMPLE ID	LAB FILE ID	DATE ANALYZED	TIME ANALYZED
	STD1 460-398453/6	V47385.D	10/19/2016	23:22
	STD20 460-398453/7	V47386.D	10/19/2016	23:44
	STD100 460-398453/8	V47387.D	10/20/2016	00:07
	STD200 460-398453/9	V47388.D	10/20/2016	00:29
	STD50 460-398453/11	V47390.D	10/20/2016	01:27
	LCS 460-398453/12	V47391.D	10/20/2016	02:14
	LCSD 460-398453/13	V47392.D	10/20/2016	02:37
	MB 460-398453/16	V47395.D	10/20/2016	03:45
QC-TB101316	460-122092-1	V47396.D	10/20/2016	04:08
QC-EB101316	460-122092-2	V47397.D	10/20/2016	04:31
MW-500-XX	460-122092-3	V47398.D	10/20/2016	04:53
MW-31GL-XX	460-122092-8	V47400.D	10/20/2016	05:40
MW-31ML-XX	460-122092-9	V47401.D	10/20/2016	06:03
MW-43MI-XX	460-122092-12	V47402.D	10/20/2016	06:25
MW-51MI-XX	460-122092-13	V47403.D	10/20/2016	06:48
SW-N12999-XX	460-122092-15	V47405.D	10/20/2016	07:34
MW-43MU-XX	460-122092-11	V47406.D	10/20/2016	07:57
MW-9GL-XX	460-122092-5	V47407.D	10/20/2016	08:19
MW-10GL-XX	460-122092-6	V47408.D	10/20/2016	08:42

FORM VI
GC/MS VOA BY INTERNAL STANDARD - INITIAL CALIBRATION DATA
CURVE EVALUATION

Lab Name: TestAmerica Edison Job No.: 460-122092-1 Analy Batch No.: 398453

SDG No.:

Instrument ID: CVOAMS7 GC Column: Rtx-624 ID: 0.25(mm) Heated Purge: (Y/N) N

Calibration Start Date: 10/19/2016 23:22 Calibration End Date: 10/20/2016 01:27 Calibration ID: 58531

Calibration Files:

LEVEL:	LAB SAMPLE ID:	LAB FILE ID:
Level 1	STD1 460-398453/6	V47385.D
Level 2	STD20 460-398453/7	V47386.D
Level 3	STD50 460-398453/11	V47390.D
Level 4	STD100 460-398453/8	V47387.D
Level 5	STD200 460-398453/9	V47388.D

ANALYTE	RRF					CURVE TYPE	COEFFICIENT			#	MIN RRF	%RSD	#	MAX %RSD	R^2 OR COD	#	MIN R^2 OR COD
	LVL 1	LVL 2	LVL 3	LVL 4	LVL 5		B	M1	M2								
Freon 115	0.1060	0.1344	0.1240	0.1458	0.1507	Ave		0.1322			0.0100	13.6		100.0			
Chlorotrifluoroethene	0.7163	0.5120	0.4640	0.5813	0.5750	Ave		0.5697			0.0100	16.7		100.0			
Freon 152a	2.4763	2.0699	1.9417	2.1190	2.0924	Ave		2.1399			0.0100	9.3		100.0			
Dichlorodifluoromethane	1.6118	1.5435	1.3654	1.4706	1.3641	Ave		1.4711			0.0100	7.4		100.0			
Chlorodifluoromethane	2.9228	2.3489	2.2038	2.4267	2.3735	Ave		2.4551			0.0100	11.2		100.0			
Chlorotrifluoromethane	0.0609	0.1298	0.1163	0.1261	0.1281	Ave		0.1122			0.0100	26.0		100.0			
Chloromethane	3.4029	2.8713	2.7526	2.6964	2.7530	Ave		2.8953			0.0100	10.0		100.0			
Vinyl chloride	3.1935	2.6894	2.6218	2.5644	2.5987	Ave		2.7335			0.1000	9.6		20.5			
Bromomethane	1.4352	1.1119	1.2444	1.2697	1.3712	Ave		1.2865			0.1000	9.7		20.5			
Chloroethane	2.2660	1.8100	1.7147	1.7288	1.7591	Ave		1.8557			0.0100	12.5		100.0			
Freon 11	3.4156	3.1004	2.7472	2.8968	2.7312	Ave		2.9782			0.0100	9.6		100.0			
1,2-Dichloro-1,1,2-trifluoroethane	3.2897	2.4004	2.2959	2.5498	2.4590	Ave		2.5990			0.0100	15.3		100.0			
Freon 123	4.0728	2.8746	2.7476	3.0640	2.9868	Ave		3.1492			0.0100	16.8		100.0			
1,1,2-Trichloro-1,2,2-trifluoroethane	2.2941	1.9852	1.8186	1.9477	1.7709	Ave		1.9633			0.0100	10.4		100.0			
1,1-Dichloroethene	2.2324	1.9770	1.9480	1.9283	1.9759	Ave		2.0123			0.1000	6.2		20.5			
Acetone	1.3390	0.6004	0.6700	0.5496	0.5696	Ave		0.7457			0.0100	44.9		100.0			
Carbon disulfide	7.9843	6.0820	6.0322	5.9170	5.8847	Ave		6.3800			0.0100	14.1		100.0			
Methyl acetate	1.7995	1.5897	1.7475	1.5635	1.5552	Ave		1.6511			0.0100	6.9		100.0			
Methylene Chloride	3.4672	2.5701	2.4929	2.5001	2.5158	Ave		2.7092			0.0100	15.7		100.0			
Methyl tert-butyl ether	7.0582	7.0540	7.0002	6.7110	6.5456	Ave		6.8738			0.0100	3.4		100.0			
trans-1,2-Dichloroethene	2.6087	2.3374	2.1977	2.3092	2.3341	Ave		2.3574			0.0100	6.4		100.0			
1,1-Dichloroethane	5.2629	4.3763	4.1893	4.2697	4.2436	Ave		4.4684			0.2000	10.1		20.5			
cis-1,2-Dichloroethene	2.9368	2.5380	2.5006	2.5330	2.5488	Ave		2.6115			0.0100	7.0		100.0			
Methyl ethyl ketone (MEK)	1.2858	0.8797	1.0458	0.8488	0.8614	Ave		0.9843			0.0100	18.9		100.0			
Chloroform	4.7432	4.0636	3.8848	3.9467	3.9250	Ave		4.1127			0.2000	8.7		20.5			
Cyclohexane	0.6138	0.5760	0.5843	0.5851	0.5621	Ave		0.5842			0.0100	3.2		100.0			
1,1,1-Trichloroethane	0.5817	0.4953	0.5173	0.5008	0.5233	Ave		0.5237			0.1000	6.6		20.5			
Carbon tetrachloride	0.4228	0.3483	0.3855	0.3692	0.3914	Ave		0.3834			0.1000	7.2		20.5			
Benzene	1.5932	1.5084	1.5639	1.5240	1.4611	Ave		1.5301			0.5000	3.3		20.5			
1,2-Dichloroethane	3.1862	2.9495	2.9442	2.9333	2.9640	Ave		2.9954			0.1000	3.6		20.5			
Trichloroethene	0.4325	0.3715	0.3811	0.3736	0.3834	Ave		0.3884			0.3000	6.5		20.5			
Methylcyclohexane	0.6150	0.5952	0.6223	0.6001	0.5782	Ave		0.6022			0.0100	2.9		100.0			

Note: The m1 coefficient is the same as Ave RRF for an Ave curve type.

FORM VI
GC/MS VOA BY INTERNAL STANDARD - INITIAL CALIBRATION DATA
CURVE EVALUATION

Lab Name: TestAmerica Edison Job No.: 460-122092-1 Analy Batch No.: 398453

SDG No.:

Instrument ID: CVOAMS7 GC Column: Rtx-624 ID: 0.25(mm) Heated Purge: (Y/N) N

Calibration Start Date: 10/19/2016 23:22 Calibration End Date: 10/20/2016 01:27 Calibration ID: 58531

ANALYTE	RRF					CURVE TYPE	COEFFICIENT			#	MIN RRF	%RSD	#	MAX %RSD	R^2 OR COD	#	MIN R^2 OR COD
	LVL 1	LVL 2	LVL 3	LVL 4	LVL 5		B	M1	M2								
1,2-Dichloropropane	0.4298	0.3858	0.3957	0.3920	0.4062	Ave		0.4019			0.0100	4.3		100.0			
Bromodichloromethane	0.4503	0.4655	0.4877	0.4850	0.5006	Ave		0.4778			0.2000	4.2		20.5			
cis-1,3-Dichloropropene	0.5288	0.5226	0.5611	0.5687	0.6021	Ave		0.5567			0.2000	5.8		20.5			
Methyl isobutyl ketone (MIBK)	0.2919	0.2713	0.3495	0.2867	0.3043	Ave		0.3007			0.0100	9.9		100.0			
Toluene	1.6678	1.6648	1.7044	1.6227	1.5299	Ave		1.6379			0.4000	4.1		20.5			
trans-1,3-Dichloropropene	0.3984	0.4417	0.5042	0.4952	0.5374	Ave		0.4754			0.1000	11.6		20.5			
1,1,2-Trichloroethane	0.3302	0.3341	0.3565	0.3343	0.3497	Ave		0.3410			0.1000	3.4		20.5			
Tetrachloroethene	0.3188	0.2660	0.2785	0.2691	0.2811	Ave		0.2827			0.2000	7.5		20.5			
2-Hexanone	0.1692	0.1815	0.2350	0.1899	0.2064	Ave		0.1964			0.0100	13.0		100.0			
Dibromochloromethane	0.3312	0.3202	0.3576	0.3440	0.3694	Ave		0.3445			0.1000	5.7		20.5			
1,2-Dibromoethane	0.3318	0.3349	0.3622	0.3275	0.3455	Ave		0.3404			0.0100	4.1		100.0			
Chlorobenzene	1.2393	1.0718	1.0875	1.0420	1.0241	Ave		1.0929			0.5000	7.8		20.5			
Ethylbenzene	0.5612	0.5459	0.5852	0.5620	0.5906	Ave		0.5690			0.1000	3.3		20.5			
m&p-Xylene	1.4259	1.3725	1.4353	1.3566	1.3389	Ave		0.6950			0.3000	3.4		100.0			
o-Xylene	0.6750	0.6715	0.7143	0.6888	0.7253	Ave		0.6950			0.3000	3.4		100.0			
Styrene	1.1126	1.1793	1.2479	1.1964	1.2113	Ave		1.1895			0.3000	4.2		20.5			
Bromoform	0.1627	0.1739	0.2131	0.2012	0.2265	Ave		0.1955			0.1000	13.6		20.5			
Isopropylbenzene	1.7832	1.8318	1.8660	1.7621	1.5655	Ave		1.7617			0.0100	6.6		100.0			
1,1,2,2-Tetrachloroethane	0.3813	0.3784	0.4547	0.4038	0.4368	Ave		0.4110			0.3000	8.2		20.5			
1,3-Dichlorobenzene	0.8838	0.8550	0.8800	0.8544	0.8562	Ave		0.8659			0.6000	1.7		20.5			
1,4-Dichlorobenzene	0.9819	0.8754	0.9015	0.8767	0.8782	Ave		0.9027			0.5000	5.0		20.5			
1,2-Dichlorobenzene	0.9008	0.8300	0.8630	0.8320	0.8349	Ave		0.8521			0.4000	3.6		20.5			
1,2-Dibromo-3-Chloropropane	0.0760	0.0596	0.0773	0.0631	0.0694	Ave		0.0691			0.0100	11.3		100.0			
1,2,4-Trichlorobenzene	0.6094	0.4989	0.5563	0.5362	0.5591	Ave		0.5520			0.2000	7.3		20.5			
1,2-Dichloroethane-d4 (Surr)	2.7678	2.0888	1.3080	1.8915	1.9801	Ave		2.0072			0.0100	26.0		100.0			
Toluene-d8 (Surr)	1.1688	1.0228	0.6936	0.9285	0.9528	Ave		0.9533			0.0100	18.1		100.0			
4-Bromofluorobenzene	0.5121	0.4201	0.3652	0.3973	0.4257	Ave		0.4241			0.2000	12.9		20.5			

Note: The m1 coefficient is the same as Ave RRF for an Ave curve type.

FORM V
GC/MS VOA INSTRUMENT PERFORMANCE CHECK
BROMOFLUOROBENZENE (BFB)

Lab Name: TestAmerica Edison Job No.: 460-122092-1

SDG No.:

Lab File ID: V47423.D BFB Injection Date: 10/20/2016

Instrument ID: CVOAMS7 BFB Injection Time: 19:24

Analysis Batch No.: 398685

M/E	ION ABUNDANCE CRITERIA	% RELATIVE ABUNDANCE	
50	8.0 - 40.0% of mass 95	17.8	
75	30.0 - 66.0% of mass 95	46.8	
95	Base peak, 100% relative abundance	100.0	
96	5.0 - 9.0% of mass 95	6.1	
173	Less than 2.0% of mass 174	0.7	(1.0) 1
174	50.0 - 120.0% of mass 95	75.1	
175	4.0 - 9.0 % of mass 174	5.5	(7.3) 1
176	93.0 - 101.0% of mass 174	74.0	(98.6) 1
177	5.0 - 9.0% of mass 176	5.3	(7.1) 2

1-Value is % mass 174 2-Value is % mass 176

THIS CHECK APPLIES TO THE FOLLOWING SAMPLES, MS, MSD, BLANKS AND STANDARDS:

CLIENT SAMPLE ID	LAB SAMPLE ID	LAB FILE ID	DATE ANALYZED	TIME ANALYZED
	CCVIS 460-398685/2	V47424.D	10/20/2016	19:52
	LCS 460-398685/3	V47425.D	10/20/2016	20:15
	MB 460-398685/7	V47429.D	10/20/2016	21:45
MW-2GL-XX	460-122092-4	V47430.D	10/20/2016	22:08
MW-51ML-XX	460-122092-14	V47431.D	10/20/2016	22:30
SW-N13000-XX	460-122092-16	V47441.D	10/21/2016	02:16
SW-N5099-XX	460-122092-17	V47442.D	10/21/2016	02:39
IW-N2169-XX	460-122092-18	V47443.D	10/21/2016	03:01
MW-31MI-XX	460-122092-7	V47445.D	10/21/2016	03:47
MW-35GL-XX	460-122092-10	V47447.D	10/21/2016	04:33
MW-31MI-XX MS	460-122092-7 MS	V47450.D	10/21/2016	05:42
MW-31MI-XX MSD	460-122092-7 MSD	V47451.D	10/21/2016	06:05
	STOBLK 460-398685/32	V47454.D	10/21/2016	07:14

FORM VII
GC/MS VOA CONTINUING CALIBRATION DATA

Lab Name: TestAmerica Edison Job No.: 460-122092-1

SDG No.:

Lab Sample ID: CCVIS 460-398685/2 Calibration Date: 10/20/2016 19:52

Instrument ID: CVOAMS7 Calib Start Date: 10/19/2016 23:22

GC Column: Rtx-624 ID: 0.25(mm) Calib End Date: 10/20/2016 01:27

Lab File ID: V47424.D Conc. Units: ug/L Heated Purge: (Y/N) N

ANALYTE	CURVE TYPE	AVE RRF	RRF	MIN RRF	CALC AMOUNT	SPIKE AMOUNT	%D	MAX %D
Freon 115	Ave	0.1322	0.1620		61.3	50.0	22.5	
Chlorotrifluoroethene	Ave	0.5697	0.5966		52.4	50.0	4.7	
Freon 152a	Ave	2.140	2.138		50.0	50.0	-0.0	
Dichlorodifluoromethane	Ave	1.471	1.498	0.0100	50.9	50.0	1.9	
Chlorodifluoromethane	Ave	2.455	2.508		51.1	50.0	2.2	
Chlorotrifluoromethane	Ave	0.1122	0.1361		60.6	50.0	21.2	
Chloromethane	Ave	2.895	2.960	0.0100	51.1	50.0	2.2	
Vinyl chloride	Ave	2.734	2.827	0.1000	51.7	50.0	3.4	25.0
Bromomethane	Ave	1.286	1.430	0.1000	55.6	50.0	11.2	25.0
Chloroethane	Ave	1.856	1.841	0.0100	49.6	50.0	-0.8	
Freon 11	Ave	2.978	3.035	0.0100	51.0	50.0	1.9	
1,2-Dichloro-1,1,2-trifluoro ethane	Ave	2.599	2.600		50.0	50.0	0.0	
Freon 123	Ave	3.149	3.133		49.7	50.0	-0.5	
1,1,2-Trichloro-1,2,2-triflu oroethane	Ave	1.963	1.996	0.0100	50.8	50.0	1.6	
1,1-Dichloroethene	Ave	2.012	2.102	0.1000	52.2	50.0	4.5	25.0
Acetone	Ave	0.7457	0.7353	0.0100	49.3	50.0	-1.4	
Carbon disulfide	Ave	6.380	6.779	0.0100	53.1	50.0	6.2	
Methyl acetate	Ave	1.651	1.686	0.0100	51.1	50.0	2.1	
Methylene Chloride	Ave	2.709	2.680	0.0100	49.5	50.0	-1.1	
Methyl tert-butyl ether	Ave	6.874	7.252	0.0100	52.8	50.0	5.5	
trans-1,2-Dichloroethene	Ave	2.357	2.499	0.0100	53.0	50.0	6.0	
1,1-Dichloroethane	Ave	4.468	4.445	0.2000	49.7	50.0	-0.5	25.0
cis-1,2-Dichloroethene	Ave	2.611	2.685	0.0100	51.4	50.0	2.8	
Methyl ethyl ketone (MEK)	Ave	0.9843	0.9757	0.0100	49.6	50.0	-0.9	
Chloroform	Ave	4.113	4.118	0.2000	50.1	50.0	0.1	25.0
Cyclohexane	Ave	0.5842	0.5854	0.0100	50.1	50.0	0.2	
1,1,1-Trichloroethane	Ave	0.5237	0.5430	0.1000	51.8	50.0	3.7	25.0
Carbon tetrachloride	Ave	0.3834	0.4190	0.1000	54.6	50.0	9.3	25.0
Benzene	Ave	1.530	1.606	0.5000	52.5	50.0	5.0	25.0
1,2-Dichloroethane	Ave	2.995	3.048	0.1000	50.9	50.0	1.7	25.0
Trichloroethene	Ave	0.3884	0.4227	0.3000	54.4	50.0	8.8	25.0
Methylcyclohexane	Ave	0.6022	0.6249	0.0100	51.9	50.0	3.8	
1,2-Dichloropropane	Ave	0.4019	0.4074	0.0100	50.7	50.0	1.4	
Bromodichloromethane	Ave	0.4778	0.5046	0.2000	52.8	50.0	5.6	25.0
cis-1,3-Dichloropropene	Ave	0.5567	0.5750	0.2000	51.6	50.0	3.3	25.0
Methyl isobutyl ketone (MIBK)	Ave	0.3007	0.2921	0.0100	48.6	50.0	-2.9	
Toluene	Ave	1.638	1.762	0.4000	53.8	50.0	7.6	25.0
trans-1,3-Dichloropropene	Ave	0.4754	0.5081	0.1000	53.4	50.0	6.9	25.0
1,1,2-Trichloroethane	Ave	0.3410	0.3535	0.1000	51.8	50.0	3.7	25.0

FORM VII
GC/MS VOA CONTINUING CALIBRATION DATA

Lab Name: TestAmerica Edison Job No.: 460-122092-1

SDG No.:

Lab Sample ID: CCVIS 460-398685/2 Calibration Date: 10/20/2016 19:52

Instrument ID: CVOAMS7 Calib Start Date: 10/19/2016 23:22

GC Column: Rtx-624 ID: 0.25(mm) Calib End Date: 10/20/2016 01:27

Lab File ID: V47424.D Conc. Units: ug/L Heated Purge: (Y/N) N

ANALYTE	CURVE TYPE	AVE RRF	RRF	MIN RRF	CALC AMOUNT	SPIKE AMOUNT	%D	MAX %D
Tetrachloroethene	Ave	0.2827	0.3026	0.2000	53.5	50.0	7.0	25.0
2-Hexanone	Ave	0.1964	0.1862	0.0100	47.4	50.0	-5.2	
Dibromochloromethane	Ave	0.3445	0.3509	0.1000	50.9	50.0	1.9	25.0
1,2-Dibromoethane	Ave	0.3404	0.3583	0.0100	52.6	50.0	5.3	
Chlorobenzene	Ave	1.093	1.107	0.5000	50.7	50.0	1.3	25.0
Ethylbenzene	Ave	0.5690	0.5990	0.1000	52.6	50.0	5.3	25.0
m&p-Xylene	Ave	1.386	1.497	0.3000	108	50.0	8.0	
o-Xylene	Ave	0.6950	0.7317	0.3000	52.6	50.0	5.3	
Styrene	Ave	1.189	1.262	0.3000	53.1	50.0	6.1	25.0
Bromoform	Ave	0.1955	0.2022	0.1000	51.7	50.0	3.4	25.0
Isopropylbenzene	Ave	1.762	1.915	0.0100	54.3	50.0	8.7	
1,1,2,2-Tetrachloroethane	Ave	0.4110	0.3843	0.3000	46.8	50.0	-6.5	25.0
1,3-Dichlorobenzene	Ave	0.8659	0.9044	0.6000	52.2	50.0	4.5	25.0
1,4-Dichlorobenzene	Ave	0.9027	0.9444	0.5000	52.3	50.0	4.6	25.0
1,2-Dichlorobenzene	Ave	0.8521	0.8801	0.4000	51.6	50.0	3.3	25.0
1,2-Dibromo-3-Chloropropane	Ave	0.0691	0.0659	0.0100	47.7	50.0	-4.6	
1,2,4-Trichlorobenzene	Ave	0.5520	0.5442	0.2000	49.3	50.0	-1.4	25.0
1,2-Dichloroethane-d4 (Surr)	Ave	2.007	1.337	0.0100	33.3	50.0	-33.4	
Toluene-d8 (Surr)	Ave	0.9533	0.6788	0.0100	35.6	50.0	-28.8	
4-Bromofluorobenzene	Ave	0.4241	0.3661	0.2000	43.2	50.0	-13.7	25.0

FORM IV
HPLC/IC METHOD BLANK SUMMARY

Lab Name: TestAmerica Pittsburgh Job No.: 460-122092-1

SDG No.:

Lab File ID: A-ICS2100 A 10-24-2016-17.d Lab Sample ID: MB 180-192097/17

Matrix: Water Date Extracted:

Instrument ID: CHIC2100A Date Analyzed: 10/24/2016 09:50

Level:(Low/Med) Low

THIS METHOD BLANK APPLIES TO THE FOLLOWING SAMPLES:

CLIENT SAMPLE ID	LAB SAMPLE ID	LAB FILE ID	DATE ANALYZED
	CCB 180-192097/15	A-ICS2100 A 10-24-2016-15.d	10/24/2016 09:11
	LCS 180-192097/16	A-ICS2100 A 10-24-2016-16.d	10/24/2016 09:27
QC-EB101316	460-122092-2	A-ICS2100 A 10-24-2016-22.d	10/24/2016 11:08
MW-500-XX	460-122092-3	A-ICS2100 A 10-24-2016-23.d	10/24/2016 11:23
MW-2GL-XX	460-122092-4	A-ICS2100 A 10-24-2016-24.d	10/24/2016 11:39
MW-9GL-XX	460-122092-5	A-ICS2100 A 10-24-2016-25.d	10/24/2016 11:54
	CCB 180-192097/27	A-ICS2100 A 10-24-2016-27.d	10/24/2016 12:25
MW-31MI-XX	460-122092-7	A-ICS2100 A 10-24-2016-29.d	10/24/2016 12:57
MW-31MI-XX MS	460-122092-7 MS	A-ICS2100 A 10-24-2016-30.d	10/24/2016 13:12
MW-31MI-XX MSD	460-122092-7 MSD	A-ICS2100 A 10-24-2016-31.d	10/24/2016 13:28
MW-31GL-XX	460-122092-8	A-ICS2100 A 10-24-2016-32.d	10/24/2016 13:43
MW-31ML-XX	460-122092-9	A-ICS2100 A 10-24-2016-33.d	10/24/2016 13:59
MW-43MU-XX	460-122092-11	A-ICS2100 A 10-24-2016-35.d	10/24/2016 14:30
MW-43MI-XX	460-122092-12	A-ICS2100 A 10-24-2016-36.d	10/24/2016 14:45
SW-N12999-XX	460-122092-15	A-ICS2100 A 10-24-2016-37.d	10/24/2016 15:01

FORM IV 300.0

FORM IV
HPLC/IC METHOD BLANK SUMMARY

Lab Name: TestAmerica Pittsburgh Job No.: 460-122092-1

SDG No.:

Lab File ID: A-ICS2100 A 10-24-2016-17.d Lab Sample ID: MB 180-192097/17

Matrix: Water Date Extracted:

Instrument ID: CHIC2100A Date Analyzed: 10/24/2016 09:50

Level:(Low/Med) Low

THIS METHOD BLANK APPLIES TO THE FOLLOWING SAMPLES:

CLIENT SAMPLE ID	LAB SAMPLE ID	LAB FILE ID	DATE ANALYZED
	CCB 180-192097/39	A-ICS2100 A 10-24-2016-39.d	10/24/2016 15:32
SW-N13000-XX	460-122092-16	A-ICS2100 A 10-24-2016-40.d	10/24/2016 15:47
SW-N5099-XX	460-122092-17	A-ICS2100 A 10-24-2016-41.d	10/24/2016 16:03
MW-10GL-XX	460-122092-6	A-ICS2100 A 10-24-2016-42.d	10/24/2016 16:18
	CCB 180-192097/44	A-ICS2100 A 10-24-2016-44.d	10/24/2016 16:49

FORM I
HPLC/IC ORGANICS ANALYSIS DATA SHEET

Lab Name: TestAmerica Pittsburgh
Job No.: 460-122092-1
SDG No.:
Client Sample ID:
Lab Sample ID: MB 180-192097/17
Matrix: Water
Lab File ID: A-ICS2100 A 10-24-2016-17.d
Analysis Method: 300.0
Date Collected:
Extraction Method:
Date Extracted:
Sample wt/vol: 1(mL)
Date Analyzed: 10/24/2016 09:50
Con. Extract Vol.:
Dilution Factor: 1
Injection Volume: 25(mL)
GC Column: AS-18 ID:
% Moisture:
GPC Cleanup:(Y/N) N
Analysis Batch No.: 192097
Units: mg/L

CAS NO.	COMPOUND NAME	RESULT	Q	RL	MDL
24959-67-9	Bromide	0.0025	U	0.0025	0.00045

FORM III
HPLC/IC LAB CONTROL SAMPLE RECOVERY

Lab Name: TestAmerica Pittsburgh Job No.: 460-122092-1

SDG No.:

Matrix: Water Level: Low Lab File ID: A-ICS2100 A 10-24-2016-16.d

Lab ID: LCS 180-192097/16 Client ID:

COMPOUND	SPIKE ADDED (mg/L)	LCS CONCENTRATION (mg/L)	LCS % REC	QC LIMITS REC	#
Bromide	0.100	0.104	104	90-110	

Column to be used to flag recovery and RPD values

FORM III 300.0

FORM III
HPLC/IC LAB CONTROL SAMPLE DUPLICATE RECOVERY

Lab Name: TestAmerica Pittsburgh Job No.: 460-122092-1

SDG No.:

Matrix: Water Level: Low Lab File ID: A-ICS2100 A 10-25-2016-7.d

Lab ID: LCSD 180-192205/7 Client ID:

COMPOUND	SPIKE ADDED (mg/L)	LCSD CONCENTRATION (mg/L)	LCSD % REC	% RPD	QC LIMITS		#
					RPD	REC	
Bromide	0.100	0.106	106	1	20	90-110	

Column to be used to flag recovery and RPD values

FORM III 300.0

FORM III
HPLC/IC MATRIX SPIKE RECOVERY

Lab Name: TestAmerica Pittsburgh Job No.: 460-122092-1

SDG No.:

Matrix: Water Level: Low Lab File ID: A-ICS2100 A 10-24-2016-30.d

Lab ID: 460-122092-7 MS Client ID: MW-31MI-XX MS

COMPOUND	SPIKE ADDED (mg/L)	SAMPLE CONCENTRATION (mg/L)	MS CONCENTRATION (mg/L)	MS % REC	QC LIMITS REC	#
Bromide	0.0500	0.091	0.139	96	80-120	

Column to be used to flag recovery and RPD values

FORM III 300.0

FORM III
HPLC/IC MATRIX SPIKE DUPLICATE RECOVERY

Lab Name: TestAmerica Pittsburgh Job No.: 460-122092-1

SDG No.:

Matrix: Water Level: Low Lab File ID: A-ICS2100 A 10-24-2016-31.d

Lab ID: 460-122092-7 MSD Client ID: MW-31MI-XX MSD

COMPOUND	SPIKE ADDED (mg/L)	MSD CONCENTRATION (mg/L)	MSD % REC	% RPD	QC LIMITS		#
					RPD	REC	
Bromide	0.0500	0.146	110	5	20	80-120	

Column to be used to flag recovery and RPD values

FORM III 300.0

FORM IV
HPLC/IC METHOD BLANK SUMMARY

Lab Name: TestAmerica Pittsburgh Job No.: 460-122092-1

SDG No.:

Lab File ID: A-ICS2100 A 10-25-2016-6.d Lab Sample ID: MB 180-192205/6

Matrix: Water Date Extracted:

Instrument ID: CHIC2100A Date Analyzed: 10/25/2016 07:30

Level:(Low/Med) Low

THIS METHOD BLANK APPLIES TO THE FOLLOWING SAMPLES:

CLIENT SAMPLE ID	LAB SAMPLE ID	LAB FILE ID	DATE ANALYZED
	CCB 180-192205/4	A-ICS2100 A 10-25-2016-4.d	10/25/2016 06:54
	LCS 180-192205/5	A-ICS2100 A 10-25-2016-5.d	10/25/2016 07:09
	LCSD 180-192205/7	A-ICS2100 A 10-25-2016-7.d	10/25/2016 07:45
MW-35GL-XX	460-122092-10	A-ICS2100 A 10-25-2016-8.d	10/25/2016 08:01
	CCB 180-192205/10	A-ICS2100 A 10-25-2016-10.d	10/25/2016 08:40

FORM I
HPLC/IC ORGANICS ANALYSIS DATA SHEET

Lab Name: TestAmerica Pittsburgh
Job No.: 460-122092-1
SDG No.:
Client Sample ID:
Lab Sample ID: MB 180-192205/6
Matrix: Water
Lab File ID: A-ICS2100 A 10-25-2016-6.d
Analysis Method: 300.0
Date Collected:
Extraction Method:
Date Extracted:
Sample wt/vol: 1(mL)
Date Analyzed: 10/25/2016 07:30
Con. Extract Vol.:
Dilution Factor: 1
Injection Volume: 25(mL)
GC Column: AS-18 ID:
% Moisture:
GPC Cleanup:(Y/N) N
Analysis Batch No.: 192205
Units: mg/L

CAS NO.	COMPOUND NAME	RESULT	Q	RL	MDL
24959-67-9	Bromide	0.0025	U	0.0025	0.00045

FORM III
HPLC/IC LAB CONTROL SAMPLE RECOVERY

Lab Name: TestAmerica Pittsburgh Job No.: 460-122092-1

SDG No.:

Matrix: Water Level: Low Lab File ID: A-ICS2100 A 10-25-2016-5.d

Lab ID: LCS 180-192205/5 Client ID:

COMPOUND	SPIKE ADDED (mg/L)	LCS CONCENTRATION (mg/L)	LCS % REC	QC LIMITS REC	#
Bromide	0.100	0.107	107	90-110	

Column to be used to flag recovery and RPD values

FORM III 300.0

HPLC/IC ANALYSIS RUN LOG

Lab Name: TestAmerica Pittsburgh Job No.: 460-122092-1

SDG No.:

Instrument ID: CHIC2100A Start Date: 10/24/2016 05:37

Analysis Batch Number: 192097 End Date: 10/24/2016 16:49

LAB SAMPLE ID	CLIENT SAMPLE ID	DATE ANALYZED	DILUTION FACTOR	LAB FILE ID	COLUMN ID
IC 180-192097/2		10/24/2016 05:37	1		AS-18
IC 180-192097/3		10/24/2016 05:53	1	A-ICS2100 A 10-24-2016-3.d	AS-18
IC 180-192097/4		10/24/2016 06:08	1	A-ICS2100 A 10-24-2016-4.d	AS-18
IC 180-192097/5		10/24/2016 06:24	1	A-ICS2100 A 10-24-2016-5.d	AS-18
IC 180-192097/6		10/24/2016 06:39	1	A-ICS2100 A 10-24-2016-6.d	AS-18
IC 180-192097/7		10/24/2016 06:55	1	A-ICS2100 A 10-24-2016-7.d	AS-18
IC 180-192097/8		10/24/2016 07:10	1	A-ICS2100 A 10-24-2016-8.d	AS-18
RINSE 180-192097/9		10/24/2016 07:26	1		AS-18
RINSE 180-192097/10		10/24/2016 07:41	1		AS-18
ZZZZZ		10/24/2016 07:57	1		AS-18
ZZZZZ		10/24/2016 08:12	1		AS-18
ICV 180-192097/13		10/24/2016 08:28	1	A-ICS2100 A 10-24-2016-13.d	AS-18
CCV 180-192097/14		10/24/2016 08:49	1	A-ICS2100 A 10-24-2016-14.d	AS-18
CCB 180-192097/15		10/24/2016 09:11	1	A-ICS2100 A 10-24-2016-15.d	AS-18
LCS 180-192097/16		10/24/2016 09:27	1	A-ICS2100 A 10-24-2016-16.d	AS-18
MB 180-192097/17		10/24/2016 09:50	1	A-ICS2100 A 10-24-2016-17.d	AS-18
ZZZZZ		10/24/2016 10:06	1		AS-18
ZZZZZ		10/24/2016 10:21	1		AS-18
ZZZZZ		10/24/2016 10:37	1		AS-18
ZZZZZ		10/24/2016 10:52	1		AS-18
460-122092-2		10/24/2016 11:08	1	A-ICS2100 A 10-24-2016-22.d	AS-18
460-122092-3		10/24/2016 11:23	1	A-ICS2100 A 10-24-2016-23.d	AS-18
460-122092-4		10/24/2016 11:39	1	A-ICS2100 A 10-24-2016-24.d	AS-18
460-122092-5		10/24/2016 11:54	1	A-ICS2100 A 10-24-2016-25.d	AS-18
CCV 180-192097/26		10/24/2016 12:10	1	A-ICS2100 A 10-24-2016-26.d	AS-18
CCB 180-192097/27		10/24/2016 12:25	1	A-ICS2100 A 10-24-2016-27.d	AS-18
460-122092-6		10/24/2016 12:41	1	A-ICS2100 A 10-24-2016-28.d	AS-18
460-122092-7		10/24/2016 12:57	1	A-ICS2100 A 10-24-2016-29.d	AS-18
460-122092-7 MS		10/24/2016 13:12	1	A-ICS2100 A 10-24-2016-30.d	AS-18
460-122092-7 MSD		10/24/2016 13:28	1	A-ICS2100 A 10-24-2016-31.d	AS-18
460-122092-8		10/24/2016 13:43	1	A-ICS2100 A 10-24-2016-32.d	AS-18
460-122092-9		10/24/2016 13:59	1	A-ICS2100 A 10-24-2016-33.d	AS-18
460-122092-11		10/24/2016 14:30	1	A-ICS2100 A 10-24-2016-35.d	AS-18
460-122092-12		10/24/2016 14:45	1	A-ICS2100 A 10-24-2016-36.d	AS-18

300.0

HPLC/IC ANALYSIS RUN LOG

Lab Name: TestAmerica Pittsburgh Job No.: 460-122092-1

SDG No.:

Instrument ID: CHIC2100A Start Date: 10/24/2016 05:37

Analysis Batch Number: 192097 End Date: 10/24/2016 16:49

LAB SAMPLE ID	CLIENT SAMPLE ID	DATE ANALYZED	DILUTION FACTOR	LAB FILE ID	COLUMN ID
460-122092-15		10/24/2016 15:01	1	A-ICS2100 A 10-24-2016-37.d	AS-18
CCV 180-192097/38		10/24/2016 15:16	1	A-ICS2100 A 10-24-2016-38.d	AS-18
CCB 180-192097/39		10/24/2016 15:32	1	A-ICS2100 A 10-24-2016-39.d	AS-18
460-122092-16		10/24/2016 15:47	1	A-ICS2100 A 10-24-2016-40.d	AS-18
460-122092-17		10/24/2016 16:03	1	A-ICS2100 A 10-24-2016-41.d	AS-18
460-122092-6		10/24/2016 16:18	5	A-ICS2100 A 10-24-2016-42.d	AS-18
CCV 180-192097/43		10/24/2016 16:34	1	A-ICS2100 A 10-24-2016-43.d	AS-18
CCB 180-192097/44		10/24/2016 16:49	1	A-ICS2100 A 10-24-2016-44.d	AS-18

HPLC/IC ANALYSIS RUN LOG

Lab Name: TestAmerica Pittsburgh Job No.: 460-122092-1

SDG No.:

Instrument ID: CHIC2100A Start Date: 10/25/2016 05:09

Analysis Batch Number: 192205 End Date: 10/25/2016 08:40

LAB SAMPLE ID	CLIENT SAMPLE ID	DATE ANALYZED	DILUTION FACTOR	LAB FILE ID	COLUMN ID
ZZZZZ		10/25/2016 05:09	1		AS-18
ICV 180-192205/2		10/25/2016 05:31	1	A-ICS2100 A 10-25-2016-2.d	AS-18
CCV 180-192205/3		10/25/2016 06:36	1	A-ICS2100 A 10-25-2016-3.d	AS-18
CCB 180-192205/4		10/25/2016 06:54	1	A-ICS2100 A 10-25-2016-4.d	AS-18
LCS 180-192205/5		10/25/2016 07:09	1	A-ICS2100 A 10-25-2016-5.d	AS-18
MB 180-192205/6		10/25/2016 07:30	1	A-ICS2100 A 10-25-2016-6.d	AS-18
LCSD 180-192205/7		10/25/2016 07:45	1	A-ICS2100 A 10-25-2016-7.d	AS-18
460-122092-10		10/25/2016 08:01	5	A-ICS2100 A 10-25-2016-8.d	AS-18
CCV 180-192205/9		10/25/2016 08:24	1	A-ICS2100 A 10-25-2016-9.d	AS-18
CCB 180-192205/10		10/25/2016 08:40	1	A-ICS2100 A 10-25-2016-10.d	AS-18

300.0

FORM VI
HPLC/IC BY EXTERNAL STANDARD - INITIAL CALIBRATION DATA
CURVE EVALUATION

Lab Name: TestAmerica Pittsburgh Job No.: 460-122092-1 Analy Batch No.: 192097

SDG No.:

Instrument ID: CHIC2100A GC Column: AS-18 ID: Heated Purge: (Y/N) N

Calibration Start Date: 10/24/2016 05:37 Calibration End Date: 10/24/2016 07:10 Calibration ID: 33335

Calibration Files:

LEVEL:	LAB SAMPLE ID:	LAB FILE ID:
Level 1	IC 180-192097/3	A-ICS2100 A 10-24-2016-3.d
Level 2	IC 180-192097/4	A-ICS2100 A 10-24-2016-4.d
Level 3	IC 180-192097/5	A-ICS2100 A 10-24-2016-5.d
Level 4	IC 180-192097/6	A-ICS2100 A 10-24-2016-6.d
Level 5	IC 180-192097/7	A-ICS2100 A 10-24-2016-7.d
Level 6	IC 180-192097/8	A-ICS2100 A 10-24-2016-8.d

ANALYTE	CF				CURVE TYPE	COEFFICIENT			#	MIN CF	%RSD	#	MAX %RSD	R^2 OR COD	#	MIN R^2 OR COD
	LVL 1 LVL 5	LVL 2 LVL 6	LVL 3	LVL 4		B	M1	M2								
Bromide	1086200 1948740	1516600 2023415	1852680	1882500	Lin	-5860.0050	2042333.85							1.0000		0.9950

Note: The m1 coefficient is the same as Ave CF for an Ave curve type.

FORM VII
HPLC/IC CONTINUING CALIBRATION DATA

Lab Name: TestAmerica Pittsburgh Job No.: 460-122092-1

SDG No.:

Lab Sample ID: ICV 180-192097/13 Calibration Date: 10/24/2016 08:28

Instrument ID: CHIC2100A Calib Start Date: 10/24/2016 05:37

GC Column: AS-18 ID: Calib End Date: 10/24/2016 07:10

Lab File ID: A-ICS2100 A 10-24-2016-13.d Conc. Units: mg/L

ANALYTE	CURVE TYPE	AVE CF	CF	MIN CF	CALC AMOUNT	SPIKE AMOUNT	%D	MAX %D
Bromide	Lin		1853980		0.0483	0.0500	-3.5	10.0

FORM VII 300.0

FORM VII
HPLC/IC CONTINUING CALIBRATION DATA

Lab Name: TestAmerica Pittsburgh Job No.: 460-122092-1

SDG No.:

Lab Sample ID: CCV 180-192097/14 Calibration Date: 10/24/2016 08:49

Instrument ID: CHIC2100A Calib Start Date: 10/24/2016 05:37

GC Column: AS-18 ID: Calib End Date: 10/24/2016 07:10

Lab File ID: A-ICS2100 A 10-24-2016-14.d Conc. Units: mg/L

ANALYTE	CURVE TYPE	AVE CF	CF	MIN CF	CALC AMOUNT	SPIKE AMOUNT	%D	MAX %D
Bromide	Lin		2062220		0.104	0.100	3.8	10.0

FORM VII
HPLC/IC CONTINUING CALIBRATION DATA

Lab Name: TestAmerica Pittsburgh Job No.: 460-122092-1

SDG No.:

Lab Sample ID: CCV 180-192097/26 Calibration Date: 10/24/2016 12:10

Instrument ID: CHIC2100A Calib Start Date: 10/24/2016 05:37

GC Column: AS-18 ID: Calib End Date: 10/24/2016 07:10

Lab File ID: A-ICS2100 A 10-24-2016-26.d Conc. Units: mg/L

ANALYTE	CURVE TYPE	AVE CF	CF	MIN CF	CALC AMOUNT	SPIKE AMOUNT	%D	MAX %D
Bromide	Lin		2046180		0.103	0.100	3.1	10.0

FORM VII 300.0

FORM VII
HPLC/IC CONTINUING CALIBRATION DATA

Lab Name: TestAmerica Pittsburgh Job No.: 460-122092-1

SDG No.:

Lab Sample ID: CCV 180-192097/38 Calibration Date: 10/24/2016 15:16

Instrument ID: CHIC2100A Calib Start Date: 10/24/2016 05:37

GC Column: AS-18 ID: Calib End Date: 10/24/2016 07:10

Lab File ID: A-ICS2100 A 10-24-2016-38.d Conc. Units: mg/L

ANALYTE	CURVE TYPE	AVE CF	CF	MIN CF	CALC AMOUNT	SPIKE AMOUNT	%D	MAX %D
Bromide	Lin		2045630		0.103	0.100	3.0	10.0

FORM VII 300.0

FORM VII
HPLC/IC CONTINUING CALIBRATION DATA

Lab Name: TestAmerica Pittsburgh Job No.: 460-122092-1

SDG No.:

Lab Sample ID: CCV 180-192097/43 Calibration Date: 10/24/2016 16:34

Instrument ID: CHIC2100A Calib Start Date: 10/24/2016 05:37

GC Column: AS-18 ID: Calib End Date: 10/24/2016 07:10

Lab File ID: A-ICS2100 A 10-24-2016-43.d Conc. Units: mg/L

ANALYTE	CURVE TYPE	AVE CF	CF	MIN CF	CALC AMOUNT	SPIKE AMOUNT	%D	MAX %D
Bromide	Lin		1980300		0.0998	0.100	-0.2	10.0

FORM VII 300.0

FORM VII
HPLC/IC CONTINUING CALIBRATION DATA

Lab Name: TestAmerica Pittsburgh Job No.: 460-122092-1

SDG No.:

Lab Sample ID: ICV 180-192205/2 Calibration Date: 10/25/2016 05:31

Instrument ID: CHIC2100A Calib Start Date: 10/24/2016 05:37

GC Column: AS-18 ID: Calib End Date: 10/24/2016 07:10

Lab File ID: A-ICS2100 A 10-25-2016-2.d Conc. Units: mg/L

ANALYTE	CURVE TYPE	AVE CF	CF	MIN CF	CALC AMOUNT	SPIKE AMOUNT	%D	MAX %D
Bromide	Lin		1954760		0.0507	0.0500	1.5	10.0

FORM VII 300.0

FORM VII
HPLC/IC CONTINUING CALIBRATION DATA

Lab Name: TestAmerica Pittsburgh Job No.: 460-122092-1

SDG No.:

Lab Sample ID: CCV 180-192205/3 Calibration Date: 10/25/2016 06:36

Instrument ID: CHIC2100A Calib Start Date: 10/24/2016 05:37

GC Column: AS-18 ID: Calib End Date: 10/24/2016 07:10

Lab File ID: A-ICS2100 A 10-25-2016-3.d Conc. Units: mg/L

ANALYTE	CURVE TYPE	AVE CF	CF	MIN CF	CALC AMOUNT	SPIKE AMOUNT	%D	MAX %D
Bromide	Lin		2126400		0.107	0.100	7.0	10.0

FORM VII 300.0

FORM VII
HPLC/IC CONTINUING CALIBRATION DATA

Lab Name: TestAmerica Pittsburgh Job No.: 460-122092-1

SDG No.:

Lab Sample ID: CCV 180-192205/9 Calibration Date: 10/25/2016 08:24

Instrument ID: CHIC2100A Calib Start Date: 10/24/2016 05:37

GC Column: AS-18 ID: Calib End Date: 10/24/2016 07:10

Lab File ID: A-ICS2100 A 10-25-2016-9.d Conc. Units: mg/L

ANALYTE	CURVE TYPE	AVE CF	CF	MIN CF	CALC AMOUNT	SPIKE AMOUNT	%D	MAX %D
Bromide	Lin		2067610		0.104	0.100	4.1	10.0

COVER PAGE
GENERAL CHEMISTRY

Lab Name: TestAmerica Edison Job Number: 460-122092-1

SDG No.:

Project: LMC Lockheed Martin, Great Neck-GWM

Client Sample ID	Lab Sample ID
QC-EB101316	460-122092-2
MW-500-XX	460-122092-3
MW-2GL-XX	460-122092-4
MW-9GL-XX	460-122092-5
MW-10GL-XX	460-122092-6
MW-31MI-XX	460-122092-7
MW-31GL-XX	460-122092-8
MW-31ML-XX	460-122092-9
MW-35GL-XX	460-122092-10
MW-43MU-XX	460-122092-11
MW-43MI-XX	460-122092-12
SW-N12999-XX	460-122092-15
SW-N13000-XX	460-122092-16
SW-N5099-XX	460-122092-17

Comments:

9-IN
DETECTION LIMITS
GENERAL CHEMISTRY

Lab Name: TestAmerica Edison Job Number: 460-122092-1

SDG Number:

Matrix: Water Instrument ID: NOEQUIP

Method: SM 4500 Cl- B MDL Date: 08/15/2016 11:43

Analyte	Wavelength/ Mass	RL (mg/L)	MDL (mg/L)
Chloride		5	0.839

9-IN
CALIBRATION BLANK DETECTION LIMITS
GENERAL CHEMISTRY

Lab Name: TestAmerica Edison Job Number: 460-122092-1

SDG Number:

Matrix: Water Instrument ID: NOEQUIP

Method: SM 4500 Cl- B XMDL Date: 08/15/2016 11:43

Analyte	Wavelength/ Mass	XRL (mg/L)	XMDL (mg/L)
Chloride		5	0.839

13-IN
ANALYSIS RUN LOG
GENERAL CHEMISTRY

Lab Name: TestAmerica Edison Job No.: 460-122092-1

SDG No.:

Instrument ID: NOEQUIP Method: SM 4500 Cl- B

Start Date: 10/22/2016 14:30 End Date: 10/22/2016 15:55

Lab Sample ID	D/F	Type	Time	Analytes																			
				CL-																			
MB 460-399047/1	1	T	14:30	X																			
LCSSRM 460-399047/2 ^2	2	T	14:30	X																			
ZZZZZZ			14:30																				
460-122092-7	2	T	14:30	X																			
460-122092-7 MS	4	T	14:30	X																			
460-122092-7 MSD	4	T	14:30	X																			
460-122092-2	1	T	14:30	X																			
460-122092-3	2	T	14:30	X																			
460-122092-4	2	T	14:30	X																			
460-122092-5	5	T	14:30	X																			
460-122092-6	5	T	14:30	X																			
460-122092-8	2	T	14:30	X																			
460-122092-9	1	T	14:30	X																			
460-122092-10	2	T	14:30	X																			
460-122092-11	1	T	14:30	X																			
460-122092-12	1	T	14:30	X																			
460-122092-15	1	T	14:30	X																			
460-122092-16	1	T	14:30	X																			
460-122092-17	1	T	14:30	X																			
ZZZZZZ			14:30																				
ZZZZZZ			14:30																				
ZZZZZZ			14:30																				
ZZZZZZ			14:30																				
ZZZZZZ			14:30																				
ZZZZZZ			14:30																				
ZZZZZZ			14:30																				
ZZZZZZ			14:30																				
ZZZZZZ			14:30																				
ZZZZZZ			14:30																				
ZZZZZZ			14:30																				
ZZZZZZ			15:55																				

Prep Types
T = Total/NA

3-IN
METHOD BLANK
GENERAL CHEMISTRY

Lab Name: TestAmerica Edison Job No.: 460-122092-1

SDG No.:

Method	Lab Sample ID	Analyte	Result	Qual	Units	RL	Dil
Batch ID: 399047 Date: 10/22/2016 14:30							
SM 4500 Cl- B	MB 460-399047/1	Chloride	5.0	U	mg/L	5.0	1

FORM III-IN

5-IN
MATRIX SPIKE SAMPLE RECOVERY
GENERAL CHEMISTRY

Lab Name: TestAmerica Edison Job No.: 460-122092-1

SDG No.:

Matrix: Water

Method	Lab Sample ID	Analyte	Result	C	Unit	Spike Amount	Pct. Rec.	Limits	RPD	RPD Limit	Q
Batch ID: 399047 Date: 10/22/2016 14:30											
SM 4500 Cl- B	460-122092-7	Chloride	91.0		mg/L						
SM 4500 Cl- B	460-122092-7 MS	Chloride	193.9		mg/L	100	103	90-110			

Calculations are performed before rounding to avoid round-off errors in calculated results.

FORM V-IN

5-IN
MATRIX SPIKE DUPLICATE SAMPLE RECOVERY
GENERAL CHEMISTRY

Lab Name: TestAmerica Edison Job No.: 460-122092-1

SDG No.:

Matrix: Water

Method	Lab Sample ID	Analyte	Result	C	Unit	Spike Amount	Pct. Rec.	Limits	RPD	RPD Limit	Q
Batch ID: 399047 Date: 10/22/2016 14:30											
SM 4500 Cl- B	460-122092-7 MSD	Chloride	195.9		mg/L	100	105	90-110	1	10	

Calculations are performed before rounding to avoid round-off errors in calculated results.

FORM V-IN

7A-IN
LCS-CERTIFIED REFERENCE MATERIAL
GENERAL CHEMISTRY

Lab Name: TestAmerica Edison Job No.: 460-122092-1

SDG No.:

Matrix: Water

Method	Lab Sample ID	Analyte	Result	C	Unit	Spike Amount	Pct. Rec.	Limits	RPD	RPD Limit	Q
Batch ID: 399047	Date: 10/22/2016 14:30										
						LCS Source: WTchlLCS_00068					
SM 4500 Cl- B	LCSSRM 460-399047/2 ^2	Chloride	77.98		mg/L	79.6	98.0	90.9-109.1			

Calculations are performed before rounding to avoid round-off errors in calculated results.

FORM VIIA-IN

PROJECT CHLORIDE (4500 CL-B)

Notebook No. 06646 87
Continued from Page

BATCH	JOB	SAMPLE	MATRIX	SAMPLE AMOUNT	AgNO3 Sol'n	RESULT (mg/L)	SPIKE	% RECOVERY	pH 7-10	% INTERFERENCE
		MB		100mL	0.5	ND			yes	No
		LCS		50	8.3	78.0	79.6	98.0%	Y	N
39904.7	120122	120122-6a	AQ	100	9.8	46.5			Y	N
	122092	122092-7f		100	☆	—			Y	N
		122092-7f		50	9.6	91.0			Y	N
		122092-7f HC		25	10.2	194	100	103%	Y	N
		122092-7f HNO		25	10.3	194	100	104%	Y	N
		122092-2f		100	0.5	ND			Y	N
		122092-3f		100	☆	—			Y	N
		122092-3f		50	9.4	89.0			Y	N
		122092-4f		100	☆	—			Y	N
		122092-4f		50	12.1	116			Y	N
		122092-5f		100	☆	—			Y	N
		122092-5f		20	15.0	382			Y	N
		122092-6f		100	☆	—			Y	N
		122092-6f		20	11.3	270			Y	N
		122092-8f		100	☆	—			Y	N
		122092-8f		50	11.2	107			Y	N
		122092-9f		100	2.0	11.5			Y	N
		122092-10f		100	☆	—			Y	N
		122092-10f		50	15.0	145			Y	N
		122092-11f		100	13.4	14.5			Y	N
		122092-12e		100	2.6	10.5			Y	N
		122092-15f		100	14.5	70.0			Y	N
		122092-16f		100	7.5	35.0			Y	N
		122092-17f		100	3.2	13.5			Y	N
	121775	121775-1i		100	3.1	13.0			Y	N
		121775-2k		100	9.9	47.0			Y	N
		121775-4k		100	6.3	29.0			Y	N
		121775-5		100	0.5	ND			Y	N

Signed: [illegible] Date: 10/22/16

Read and Understood By

Signed Date

Continued on Page 88

PROJECT CHLORIDE (4500 CL-B)

BATCH	JOB	SAMPLE	MATRIX	SAMPLE AMOUNT	AgNO3 Std	RESULT (mg/L)	SPIKE	% REC	pH ≤ 10	* INTERFERENCE
		MB		100 mL	0.5	ND			yes	no
		LCS		50	8.3	78.0	79.6	98.0%	Y	N
399047	121963	121963-1e	DW	100	7.9	37.0			Y	N
		121963-1eMS		100	13.0	62.5	25.0	102%	Y	N
		121963-1eMSD		100	12.9	62.0	25.0	100%	Y	N
		121963-2e		100	7.5	35.0			Y	N
	122110	122110-2e		100	4.9	22.0			Y	N
		122110-3e		100	1.7	6.0			Y	N

* Sulfide, Sulfite, Thiosulfate
* Large volume of AgNO3 consumed, no endpoint reached.

Exp.
B-0217-16: 0.0141 N AgNO3 (01/02/17)
B-0322-16: COLOR INDICATOR K2CrO4 (04/09/17)

Signed: [illegible] Date: 10/22/16

Read and Understood By

Signed Date

Continued on Page

TestAmerica

Sample Dilution Log
Wet Chemistry

Method No.: 4500 CL-B

Analyst: HV

Prep Batch:

Analysis Date: 10/22/16

Analytical Batch: 399047

Job/Sample Number	Dilution Factor	Sample Volume (ml)	Final Volume (ml)	Diluent
122092-7f	2	50	100	DI H2O
122092-7fMS	4	25	100	
122092-7fMSD	4	25	100	
122092-3f	2	50	100	
122092-4f	2	50	100	
122092-5f	5	20	100	
122092-6f	5	20	100	
122092-9f	2	50	100	
122092-10f	2	50	100	

EDS-WI-101, Rev 0
05/24/11

GENERAL CHEMISTRY BATCH WORKSHEET

Lab Name: TestAmerica Edison Job No.: 460-122092-1

SDG No.:

Batch Number: 399047 Batch Start Date: 10/22/16 14:30 Batch Analyst: Vu, Huan

Batch Method: SM 4500 Cl- B Batch End Date: 10/22/16 15:57

Lab Sample ID	Client Sample ID	Method Chain	Basis	FinalAmount	WTchlLCS 00068	WTchlSP1 00022			
MB 460-399047/1		SM 4500 Cl- B		100 mL					
LCSSRM 460-399047/2 ^2		SM 4500 Cl- B		100 mL	50 mL				
460-122092-F-7 ^2	MW-31MI-XX	SM 4500 Cl- B	T	100 mL					
460-122092-F-7 MS ^4	MW-31MI-XX	SM 4500 Cl- B	T	100 mL		2.5 mL			
460-122092-F-7 MSD ^4	MW-31MI-XX	SM 4500 Cl- B	T	100 mL		2.5 mL			
460-122092-E-2	QC-EB101316	SM 4500 Cl- B	T	100 mL					
460-122092-F-3 ^2	MW-500-XX	SM 4500 Cl- B	T	100 mL					
460-122092-F-4 ^2	MW-2GL-XX	SM 4500 Cl- B	T	100 mL					
460-122092-F-5 ^5	MW-9GL-XX	SM 4500 Cl- B	T	100 mL					
460-122092-F-6 ^5	MW-10GL-XX	SM 4500 Cl- B	T	100 mL					
460-122092-F-8 ^2	MW-31GL-XX	SM 4500 Cl- B	T	100 mL					
460-122092-F-9	MW-31ML-XX	SM 4500 Cl- B	T	100 mL					
460-122092-F-10 ^2	MW-35GL-XX	SM 4500 Cl- B	T	100 mL					
460-122092-F-11	MW-43MU-XX	SM 4500 Cl- B	T	100 mL					
460-122092-E-12	MW-43MI-XX	SM 4500 Cl- B	T	100 mL					
460-122092-F-15	SW-N12999-XX	SM 4500 Cl- B	T	100 mL					
460-122092-F-16	SW-N13000-XX	SM 4500 Cl- B	T	100 mL					
460-122092-F-17	SW-N5099-XX	SM 4500 Cl- B	T	100 mL					

Batch Notes	

The pound sign (#) in the amount added field denotes that the reagent was used undiluted. All calculations are performed using the stated concentration for this reagent.

GENERAL CHEMISTRY BATCH WORKSHEET

Lab Name: TestAmerica Edison Job No.: 460-122092-1

SDG No.:

Batch Number: 399047 Batch Start Date: 10/22/16 14:30 Batch Analyst: Vu, Huan

Batch Method: SM 4500 Cl- B Batch End Date: 10/22/16 15:57

Basis	Basis Description
T	Total/NA

The pound sign (#) in the amount added field denotes that the reagent was used undiluted. All calculations are performed using the stated concentration for this reagent.

DATA USABILITY SUMMARY REPORT
GROUNDWATER MONITORING
PROJECT: LMC GREAT NECK
NEW YORK
DATE SAMPLES COLLECTED: OCTOBER 14, 2016

LAB REPORT No. 460-122110-1

1.0 INTRODUCTION

Three aqueous samples including one trip blank were collected by Tetra Tech, Inc., at the Lockheed Martin Great Neck site on October 14, 2016. The samples were sent to TestAmerica Laboratories, Inc., in Edison, New Jersey. All analyses were conducted in accordance with USEPA Contract Laboratory Program (CLP) OLM04.2 Method Volatile Organic Compound (VOC) Low Level (LL), SW846 8260C SIM, EPA Method 300.0, and Standard Methods 4500 Cl-B analytical and reporting protocols.

The data package deliverables provided by the laboratory included a Category B deliverable as outlined in the New York State Department of Environmental Conservation (NYSDEC) Analytical Services Protocols.

Data validation was performed on the aforementioned samples in accordance with EPA Region II data validation guidelines. However, the data validation review requirements were applied such that specifications of the methods took precedence over the specifications of the outlined in the USEPA Region II Standard Operating Procedures (SOPs) Low/Medium Volatile Data Validation, HW-33A Revision 0 (July 2015). Likewise, in the instances when method requirements were not defined, Region II guidelines were applied.

The Data Usability Summary Report (DUSR) was prepared after the process of data validation was completed and summarizes the overall data quality and usability in accordance with the NYSDEC Technical Guidance for Site Investigation and Remediation (NYSDEC 2010).

The DUSR review is based on the following parameters:

- * Data completeness
- * Hold times/Sample Preservation
- * GC/MS System Tuning and Performance
- Initial/continuing calibrations
- * Laboratory Method and Field Blank Results
- * Surrogate Spike Recoveries
- * Internal Standard Results
- * Laboratory Control Sample/Laboratory Control Spike Duplicate Results
- Matrix Spike/Matrix Spike Duplicate Results
- * Compound Identification/Quantitation
- * Tentatively Identified Compounds Results
- * Detection Limits

The symbol (*) indicates that all quality control criteria were met for this parameter.

This report was prepared to provide a critical review of the laboratory analysis and reported chemical results. Overall, the data quality is acceptable. The results of the Quality Assurance Review are presented in Section 3.0. Summary tables are provided. Attachments 1, 2, and 3 are provided so that the data user can review the qualified analytical results, results reported by the laboratory, and the supporting documentation associated with data findings and data quality.

2.0 SAMPLES INCLUDED IN REVIEW

Lab Report No. 460-122110-1

Sample ID	Lab ID	Date Collected	Test Requested
MW-46MI-XX	460-122110-2	10/14/2016	VOCs, Misc
MW-46ML-XX	460-122110-3	10/14/2016	VOCs, Misc
QC-TB101416	460-122110-1	10/14/2016	VOCs

Legend:

VOCs = CLP Low Level (LL) Volatile Organic Compounds in accordance with OLM04.2 Method and SW846 8260C SIM.
Misc = Bromide and Chlorine in accordance with EPA Method 300.0 and Standard Methods 4500 Cl-B, respectively.

3.0 RESULTS

3.1 DATA COMPLETENESS

With regard to the data package deliverables, the contents of the data package were complete and contained all necessary summary forms and raw instrument data.

3.2 QUALITY CONTROL PARAMETERS

Hold Times/Sample Preservation: Technical hold times and preservation were assessed by comparing the sample dates and preservation code on the sample COC with that of the analysis dates.

- All project samples were properly preserved and analyzed within the required hold time for all analyses.

GC/MS Performance Check (Tuning) Summary: Gas chromatograph/mass spectrometer (GC/MS) instrument tuning and performance checks are performed to ensure the instrument's ability to provide appropriate mass-resolution, identification and sensitivity.

- The BFB tuning compound mass-ion abundance criteria for the LL VOC analyses were reported within control limits.

Initial and Continuing Calibration Results: Control limits for initial and continuing instrument calibrations are established to ensure that the instrument is capable of producing accurate quantitative data. The following issues were noted:

- The initial calibration performed on 10/19/2016 had a Percent Relative Standard Deviation (%RSD) which exceeded the 40% quality control limit (for compounds exhibiting poor response) for acetone. All samples were affected. Only non-detected results were reported for acetone in the affected samples and these non-detects were qualified as estimated, (UJ).

- The continuing calibration performed on 10/22/2016 @ 10:07 had a Percent Difference (%D) for 1,4-dioxane which exceeded the 40% quality control criterion. All samples were affected. The detected and non-detected results reported for 1,4-dioxane in the affected samples were qualified as estimated, (J) and (UJ), respectively.

- All initial and continuing calibration response factors were within the quality control limits.

Laboratory Method and Trip Blank Contamination:

- No target compound contaminants were detected in the laboratory method blanks or trip blank associated with the reviewed parameters in this data set.

System Monitoring Compound (Surrogate) Recoveries:

- All surrogate recoveries fell within control limits for the project samples received for LL VOC reviewed.

Internal Standards Area Performance:

- The internal standard area counts and retention times fell within control limits for the project samples received and reviewed.

Laboratory Control Spike/Laboratory Control Spike Duplicate (LCS/LCSD) Results:

- The LCS/LCSD target compound Percent Recoveries (%Rs) and Relative Percent Differences (RPDs) were acceptable for the parameters reviewed.

Matrix Spike/Matrix Spike Duplicate Samples (MS/MSD) Results:

- The MS/MSD analyses in the VOC fraction had MSD %Rs for some target compounds above the 130% quality control limit. No action was taken because the parent sample was not in this data package nor a sample of interest.

- The MS/MSD analyses of sample MW-46ML-XX in the bromide fraction had had MS and MSD %Rs above the upper quality control limit. No action was taken because these compounds were not detected in the parent sample.

Target Compound Identification and Quantitation: The laboratory calculations are verified and compound identifications are reviewed and assessed by the data reviewer.

- The GC/MS raw data (quantitation reports and chromatograms) were provided for review. No laboratory calculation errors were noted for the sample selected for verification during data validation.

Tentatively Identified Compounds (TIC) Results:

- No TICs were detected in the samples.

Detection Limits: Non-detected results were reported to the Method Detection Limit (MDL).

- Sample MW-46MI-XX was analyzed at a 2X dilution in the VOC fraction. The RLs of the non-detected results in the VOC fraction were elevated.

4.0 CONCLUSIONS

Overall, based on the outcome of data validation and as summarized in the DUSR, the data quality is acceptable with the qualifiers noted in this report.

Tetra Tech, Inc.
Michelle L. Allen
Chemist/Data Validator

Tetra Tech, Inc.
Joseph A. Samchuck
Data Validation Manager

December 19, 2016

Attachments:

Attachment 1 – Qualified Analytical Results
Attachment 2 – Results as Reported by the Laboratory
Attachment 3 – Support Documentation

Data Qualifier Definitions

The following definitions provide brief explanations of the validation qualifiers assigned to results in the data review process.

U	The analyte was analyzed for, but was not detected at a level greater than or equal to the level of the adjusted method detection limit for sample and method.
J	The analyte was positively identified and the associated numerical value is the approximate concentration of the analyte in the sample (due either to the quality of the data generated because certain quality control criteria were not met, or the concentration of the analyte was below the reporting limit).
J+	The result is an estimated quantity, but the result may be biased high.
J-	The result is an estimated quantity, but the result may be biased low.
UJ	The analyte was analyzed for, but was not detected. The reported detection limit is approximate and may be inaccurate or imprecise.
R	The sample result (detected) is unusable due to the quality of the data generated because certain criteria were not met. The analyte may or may not be present in the sample.
UR	The sample result (nondetected) is unusable due to the quality of the data generated because certain criteria were not met. The analyte may or may not be present in the sample.

Attachment 1

Qualified Analytical Results

Qualifier Codes:

A = Lab Blank Contamination
B = Field Blank Contamination
C = Calibration Noncompliance (i.e., % RSDs, %Ds, ICVs, CCVs, RRFs, etc.)
C01 = GC/MS Tuning Noncompliance
D = MS/MSD Recovery Noncompliance
E = LCS/LCSD Recovery Noncompliance
F = Lab Duplicate Imprecision
G = Field Duplicate Imprecision
H = Holding Time Exceedance
I = ICP Serial Dilution Noncompliance
J = ICP PDS Recovery Noncompliance; MSA's r < 0.995
K = ICP Interference - includes ICS % R Noncompliance
L = Instrument Calibration Range Exceedance
M = Sample Preservation Noncompliance
N = Internal Standard Noncompliance
N01 = Internal Standard Recovery Noncompliance Dioxins
N02 = Recovery Standard Noncompliance Dioxins
N03 = Clean-up Standard Noncompliance Dioxins
O = Poor Instrument Performance (i.e., base-time drifting)
P = Uncertainty near detection limit (< 2 x IDL for inorganics and <CRQL for organics)
Q = Other problems (can encompass a number of issues; i.e.chromatography,interferences, etc.)
R = Surrogates Recovery Noncompliance
S = Pesticide/PCB Resolution
T = % Breakdown Noncompliance for DDT and Endrin
U = RPD between columns/detectors >40% for positive results determined via GC/HPLC
V = Non-linear calibrations; correlation coefficient r < 0.995
W = EMPC result
X = Signal to noise response drop
Y = Percent solids <30%
Z = Uncertainty at 2 standard deviations is greater than sample activity
Z1 = Tentatively Identified Compound considered presumptively present
Z2 = Tentatively Identified Compound column bleed
Z3 = Tentatively Identified Compound aldol condensate
Z4 = Sample activity is less than the at uncertainty at 3 standard deviations and greater than the MDC
Z5 = Sample activity is less than the at uncertainty at 3 standard deviations and less than the MDC

PROJ_NO: 07793	NSAMPLE	MW-46MI-XX			MW-46ML-XX			QC-TB101416		
SDG: 460-122110-1	LAB_ID	460-122110-2			460-122110-3			460-122110-1		
FRACTION: PAH	SAMP_DATE	10/14/2016			10/14/2016			10/14/2016		
MEDIA: WATER	QC_TYPE	NM			NM			TB		
	UNITS	UG/L			UG/L			UG/L		
	PCT_SOLIDS	0.0			0.0			0.0		
	DUP_OF									
PARAMETER		RESULT	VQL	QLCD	RESULT	VQL	QLCD	RESULT	VQL	QLCD
1,4-DIOXANE		0.99	J	C	1.1	J	C	0.11	UJ	C

PROJ_NO: 07793	NSAMPLE	MW-46MI-XX			MW-46ML-XX			QC-TB101416		
SDG: 460-122110-1	LAB_ID	460-122110-2			460-122110-3			460-122110-1		
FRACTION: OV	SAMP_DATE	10/14/2016			10/14/2016			10/14/2016		
MEDIA: WATER	QC_TYPE	NM			NM			TB		
	UNITS	UG/L			UG/L			UG/L		
	PCT_SOLIDS	0.0			0.0			0.0		
	DUP_OF									
PARAMETER		RESULT	VQL	QLCD	RESULT	VQL	QLCD	RESULT	VQL	QLCD
1,1,1-TRICHLOROETHANE		0.2	U		0.1	U		0.1	U	
1,1,2,2-TETRACHLOROETHANE		0.2	U		0.1	U		0.1	U	
1,1,2-TRICHLOROETHANE		0.22	J	P	0.1	U		0.1	U	
1,1,2-TRICHLOROTRIFLUOROETHANE		19			1			0.1	U	
1,1-DICHLORO-2,2,2-TRIFLUOROETHANE		0.2	U		0.1	U		0.1	U	
1,1-DICHLOROETHANE		0.2	U		0.1	U		0.1	U	
1,1-DICHLOROETHENE		0.65	J	P	0.1	U		0.1	U	
1,1-DIFLUOROETHANE		0.2	U		0.1	U		0.1	U	
1,2,4-TRICHLOROBENZENE		0.2	U		0.1	U		0.1	U	
1,2-DIBROMO-3-CHLOROPROPANE		0.2	U		0.1	U		0.1	U	
1,2-DIBROMOETHANE		0.2	U		0.1	U		0.1	U	
1,2-DICHLOROBENZENE		0.2	U		0.1	U		0.1	U	
1,2-DICHLOROETHANE		1.1	J	P	0.1	U		0.1	U	
1,2-DICHLOROPROPANE		0.2	U		0.1	U		0.1	U	
1,3-DICHLOROBENZENE		0.2	U		0.1	U		0.1	U	
1,4-DICHLOROBENZENE		0.2	U		0.1	U		0.1	U	
2-BUTANONE		0.2	U		0.1	U		0.1	U	
2-HEXANONE		0.2	U		0.1	U		0.1	U	
4-METHYL-2-PENTANONE		0.2	U		0.1	U		0.1	U	
ACETONE		0.2	UJ	C	0.1	UJ	C	0.1	UJ	C
BENZENE		0.2	U		0.1	U		0.1	U	
BROMODICHLOROMETHANE		0.2	U		0.1	U		0.1	U	
BROMOFORM		0.2	U		0.1	U		0.1	U	
BROMOMETHANE		0.2	U		0.1	U		0.1	U	
CARBON DISULFIDE		0.2	U		0.1	U		0.1	U	
CARBON TETRACHLORIDE		0.2	U		0.1	U		0.1	U	
CHLOROBENZENE		0.2	U		0.1	U		0.1	U	
CHLORODIBROMOMETHANE		0.2	U		0.1	U		0.1	U	
CHLORODIFLUOROMETHANE		0.2	U		0.1	U		0.1	U	
CHLOROETHANE		0.2	U		0.1	U		0.1	U	
CHLOROFORM		1.2	J	P	0.42	J	P	0.1	U	
CHLOROMETHANE		0.2	U		0.1	U		0.1	U	
CIS-1,2-DICHLOROETHENE		210			19			0.1	U	
CIS-1,3-DICHLOROPROPENE		0.2	U		0.1	U		0.1	U	
CYCLOHEXANE		0.2	U		0.1	U		0.1	U	

PROJ_NO: 07793	NSAMPLE	MW-46MI-XX			MW-46ML-XX			QC-TB101416		
SDG: 460-122110-1	LAB_ID	460-122110-2			460-122110-3			460-122110-1		
FRACTION: OV	SAMP_DATE	10/14/2016			10/14/2016			10/14/2016		
MEDIA: WATER	QC_TYPE	NM			NM			TB		
	UNITS	UG/L			UG/L			UG/L		
	PCT_SOLIDS	0.0			0.0			0.0		
	DUP_OF									
PARAMETER		RESULT	VQL	QLCD	RESULT	VQL	QLCD	RESULT	VQL	QLCD
DICHLORODIFLUOROMETHANE		0.2	U		0.1	U		0.1	U	
ETHYLBENZENE		0.2	U		0.1	U		0.1	U	
ISOPROPYLBENZENE		0.2	U		0.1	U		0.1	U	
M+P-XYLENES		0.2	U		0.1	U		0.1	U	
METHYL ACETATE		0.2	U		0.1	U		0.1	U	
METHYL CYCLOHEXANE		0.2	U		0.1	U		0.1	U	
METHYL TERT-BUTYL ETHER		0.2	U		0.1	U		0.1	U	
METHYLENE CHLORIDE		0.92	J	P	0.69	J	P	0.1	U	
O-XYLENE		0.2	U		0.1	U		0.1	U	
PENTAFLUOROETHYL CHLORIDE		0.2	U		0.1	U		0.1	U	
STYRENE		0.2	U		0.1	U		0.1	U	
TETRACHLOROETHENE		38			2.4			0.1	U	
TOLUENE		0.2	U		0.1	U		0.1	U	
TOTAL XYLENES		0.2	U		0.1	U		0.1	U	
TRANS-1,2-DICHLOROETHENE		1.2	J	P	0.1	U		0.1	U	
TRANS-1,3-DICHLOROPROPENE		0.2	U		0.1	U		0.1	U	
TRICHLOROETHENE		99			15			0.1	U	
TRICHLOROFLUOROMETHANE		0.87	J	P	1			0.1	U	
VINYL CHLORIDE		0.2	U		0.1	U		0.1	U	

PROJ_NO: 07793	NSAMPLE	MW-46MI-XX			MW-46ML-XX		
SDG: 460-122110-1	LAB_ID	460-122110-2			460-122110-3		
FRACTION: MISC	SAMP_DATE	10/14/2016			10/14/2016		
MEDIA: WATER	QC_TYPE	NM			NM		
	UNITS	MG/L			MG/L		
	PCT_SOLIDS	0.0			0.0		
	DUP_OF						
PARAMETER		RESULT	VQL	QLCD	RESULT	VQL	QLCD
BROMIDE		0.00045	U		0.00045	U	
CHLORIDE		22			6		

Attachment 2

Results as Reported by the Laboratory

FORM I
GC/MS VOA ORGANICS ANALYSIS DATA SHEET

Lab Name: TestAmerica Edison
Job No.: 460-122110-1
SDG No.:
Client Sample ID: QC-TB101416
Lab Sample ID: 460-122110-1
Matrix: Water
Lab File ID: N98818.D
Analysis Method: 8260C SIM
Date Collected: 10/14/2016 00:00
Sample wt/vol: 5(mL)
Date Analyzed: 10/22/2016 12:15
Soil Aliquot Vol:
Dilution Factor: 1
Soil Extract Vol.:
GC Column: DB-624 ID: 0.18(mm)
% Moisture:
Level: (low/med) Low
Analysis Batch No.: 399011
Units: ug/L

CAS NO.	COMPOUND NAME	RESULT	Q	RL	MDL
123-91-1	1,4-Dioxane	0.40	U	0.40	0.11

CAS NO.	SURROGATE	%REC	Q	LIMITS
17060-07-0	1,2-Dichloroethane-d4 (Surr)	92		71-144
460-00-4	4-Bromofluorobenzene	94		72-133

FORM I
GC/MS VOA ORGANICS ANALYSIS DATA SHEET

Lab Name: TestAmerica Edison | Job No.: 460-122110-1

SDG No.:

Client Sample ID: MW-46MI-XX | Lab Sample ID: 460-122110-2

Matrix: Water | Lab File ID: N98833.D

Analysis Method: 8260C SIM | Date Collected: 10/14/2016 15:15

Sample wt/vol: 5(mL) | Date Analyzed: 10/22/2016 18:05

Soil Aliquot Vol: | Dilution Factor: 1

Soil Extract Vol.: | GC Column: DB-624 ID: 0.18(mm)

% Moisture: | Level: (low/med) Low

Analysis Batch No.: 399011 | Units: ug/L

CAS NO.	COMPOUND NAME	RESULT	Q	RL	MDL
123-91-1	1,4-Dioxane	0.99		0.40	0.11

CAS NO.	SURROGATE	%REC	Q	LIMITS
17060-07-0	1,2-Dichloroethane-d4 (Surr)	103		71-144
460-00-4	4-Bromofluorobenzene	86		72-133

FORM I
GC/MS VOA ORGANICS ANALYSIS DATA SHEET

Lab Name: TestAmerica Edison | Job No.: 460-122110-1

SDG No.:

Client Sample ID: MW-46ML-XX | Lab Sample ID: 460-122110-3

Matrix: Water | Lab File ID: N98834.D

Analysis Method: 8260C SIM | Date Collected: 10/14/2016 15:05

Sample wt/vol: 5(mL) | Date Analyzed: 10/22/2016 18:28

Soil Aliquot Vol: | Dilution Factor: 1

Soil Extract Vol.: | GC Column: DB-624 ID: 0.18(mm)

% Moisture: | Level: (low/med) Low

Analysis Batch No.: 399011 | Units: ug/L

CAS NO.	COMPOUND NAME	RESULT	Q	RL	MDL
123-91-1	1,4-Dioxane	1.1		0.40	0.11

CAS NO.	SURROGATE	%REC	Q	LIMITS
17060-07-0	1,2-Dichloroethane-d4 (Surr)	92		71-144
460-00-4	4-Bromofluorobenzene	90		72-133

FORM I
GC/MS VOA ORGANICS ANALYSIS DATA SHEET

Lab Name: TestAmerica Edison | Job No.: 460-122110-1

SDG No.:

Client Sample ID: QC-TB101416 | Lab Sample ID: 460-122110-1

Matrix: Water | Lab File ID: V47432.D

Analysis Method: OLM04.2/VOL | Date Collected: 10/14/2016 00:00

Sample wt/vol: 5(mL) | Date Analyzed: 10/20/2016 22:53

Soil Aliquot Vol: | Dilution Factor: 1

Soil Extract Vol.: | GC Column: Rtx-624 ID: 0.25(mm)

% Moisture: | Level: (low/med) Low

Analysis Batch No.: 398685 | Units: ug/L

CAS NO.	COMPOUND NAME	RESULT	Q	RL	MDL
71-55-6	1,1,1-Trichloroethane	1.0	U	1.0	0.10
79-34-5	1,1,2,2-Tetrachloroethane	1.0	U	1.0	0.10
76-13-1	1,1,2-Trichloro-1,2,2-trifluoroethane	1.0	U	1.0	0.10
79-00-5	1,1,2-Trichloroethane	1.0	U	1.0	0.10
75-34-3	1,1-Dichloroethane	1.0	U	1.0	0.10
75-35-4	1,1-Dichloroethene	1.0	U	1.0	0.10
120-82-1	1,2,4-Trichlorobenzene	1.0	U	1.0	0.10
96-12-8	1,2-Dibromo-3-Chloropropane	1.0	U	1.0	0.10
106-93-4	1,2-Dibromoethane	1.0	U	1.0	0.10
95-50-1	1,2-Dichlorobenzene	1.0	U	1.0	0.10
107-06-2	1,2-Dichloroethane	1.0	U	1.0	0.10
78-87-5	1,2-Dichloropropane	1.0	U	1.0	0.10
541-73-1	1,3-Dichlorobenzene	1.0	U	1.0	0.10
106-46-7	1,4-Dichlorobenzene	1.0	U	1.0	0.10
591-78-6	2-Hexanone	1.0	U	1.0	0.10
67-64-1	Acetone	1.0	U	1.0	0.10
71-43-2	Benzene	1.0	U	1.0	0.10
75-27-4	Bromodichloromethane	1.0	U	1.0	0.10
75-25-2	Bromoform	1.0	U	1.0	0.10
74-83-9	Bromomethane	1.0	U	1.0	0.10
75-15-0	Carbon disulfide	1.0	U	1.0	0.10
56-23-5	Carbon tetrachloride	1.0	U	1.0	0.10
108-90-7	Chlorobenzene	1.0	U	1.0	0.10
75-45-6	Chlorodifluoromethane	1.0	U	1.0	0.10
75-00-3	Chloroethane	1.0	U	1.0	0.10
67-66-3	Chloroform	1.0	U	1.0	0.10
74-87-3	Chloromethane	1.0	U	1.0	0.10
156-59-2	cis-1,2-Dichloroethene	1.0	U	1.0	0.10
10061-01-5	cis-1,3-Dichloropropene	1.0	U	1.0	0.10
110-82-7	Cyclohexane	1.0	U	1.0	0.10
124-48-1	Dibromochloromethane	1.0	U	1.0	0.10
75-71-8	Dichlorodifluoromethane	1.0	U	1.0	0.10
100-41-4	Ethylbenzene	1.0	U	1.0	0.10
75-69-4	Freon 11	1.0	U	1.0	0.10
76-15-3	Freon 115	1.0	U	1.0	0.10

FORM I
GC/MS VOA ORGANICS ANALYSIS DATA SHEET

Lab Name: TestAmerica Edison | Job No.: 460-122110-1

SDG No.:

Client Sample ID: QC-TB101416 | Lab Sample ID: 460-122110-1

Matrix: Water | Lab File ID: V47432.D

Analysis Method: OLM04.2/VOL | Date Collected: 10/14/2016 00:00

Sample wt/vol: 5(mL) | Date Analyzed: 10/20/2016 22:53

Soil Aliquot Vol: | Dilution Factor: 1

Soil Extract Vol.: | GC Column: Rtx-624 ID: 0.25(mm)

% Moisture: | Level: (low/med) Low

Analysis Batch No.: 398685 | Units: ug/L

CAS NO.	COMPOUND NAME	RESULT	Q	RL	MDL
306-83-2	Freon 123	1.0	U	1.0	0.10
75-37-6	Freon 152a	1.0	U	1.0	0.10
98-82-8	Isopropylbenzene	1.0	U	1.0	0.10
179601-23-1	m&p-Xylene	1.0	U	1.0	0.10
79-20-9	Methyl acetate	1.0	U	1.0	0.10
78-93-3	Methyl ethyl ketone (MEK)	1.0	U	1.0	0.10
108-10-1	Methyl isobutyl ketone (MIBK)	1.0	U	1.0	0.10
1634-04-4	Methyl tert-butyl ether	1.0	U	1.0	0.10
108-87-2	Methylcyclohexane	1.0	U	1.0	0.10
75-09-2	Methylene Chloride	1.0	U	1.0	0.10
95-47-6	o-Xylene	1.0	U	1.0	0.10
100-42-5	Styrene	1.0	U	1.0	0.10
127-18-4	Tetrachloroethene	1.0	U	1.0	0.10
108-88-3	Toluene	1.0	U	1.0	0.10
156-60-5	trans-1,2-Dichloroethene	1.0	U	1.0	0.10
10061-02-6	trans-1,3-Dichloropropene	1.0	U	1.0	0.10
79-01-6	Trichloroethene	1.0	U	1.0	0.10
75-01-4	Vinyl chloride	1.0	U	1.0	0.10
1330-20-7	Xylenes, Total	1.0	U	1.0	0.10

CAS NO.	SURROGATE	%REC	Q	LIMITS
17060-07-0	1,2-Dichloroethane-d4 (Surr)	96		76-114
460-00-4	4-Bromofluorobenzene	93		86-115
2037-26-5	Toluene-d8 (Surr)	97		88-110

FORM I
GC/MS VOA ORGANICS ANALYSIS DATA SHEET
TENTATIVELY IDENTIFIED COMPOUNDS

Lab Name: TestAmerica Edison Job No.: 460-122110-1

SDG No.:

Client Sample ID: QC-TB101416 Lab Sample ID: 460-122110-1

Matrix: Water Lab File ID: V47432.D

Analysis Method: OLM04.2/VOL Date Collected: 10/14/2016 00:00

Sample wt/vol: 5(mL) Date Analyzed: 10/20/2016 22:53

Soil Aliquot Vol: Dilution Factor: 1

Soil Extract Vol.: GC Column: Rtx-624 ID: 0.25(mm)

% Moisture: Level: (low/med) Low

Analysis Batch No.: 398685 Units: ug/L

Number TICs Found: 0 TIC Result Total: 0

CAS NO.	COMPOUND NAME	RT	RESULT	Q	MATCH QUALITY
	Tentatively Identified Compound		None		

FORM I
GC/MS VOA ORGANICS ANALYSIS DATA SHEET

Lab Name: TestAmerica Edison | Job No.: 460-122110-1
SDG No.:
Client Sample ID: MW-46MI-XX | Lab Sample ID: 460-122110-2
Matrix: Water | Lab File ID: V47446.D
Analysis Method: OLM04.2/VOL | Date Collected: 10/14/2016 15:15
Sample wt/vol: 5(mL) | Date Analyzed: 10/21/2016 04:10
Soil Aliquot Vol: | Dilution Factor: 2
Soil Extract Vol.: | GC Column: Rtx-624 ID: 0.25(mm)
% Moisture: | Level: (low/med) Low
Analysis Batch No.: 398685 | Units: ug/L

CAS NO.	COMPOUND NAME	RESULT	Q	RL	MDL
71-55-6	1,1,1-Trichloroethane	2.0	U	2.0	0.20
79-34-5	1,1,2,2-Tetrachloroethane	2.0	U	2.0	0.20
76-13-1	1,1,2-Trichloro-1,2,2-trifluoroethane	19		2.0	0.20
79-00-5	1,1,2-Trichloroethane	0.22	J	2.0	0.20
75-34-3	1,1-Dichloroethane	2.0	U	2.0	0.20
75-35-4	1,1-Dichloroethene	0.65	J	2.0	0.20
120-82-1	1,2,4-Trichlorobenzene	2.0	U	2.0	0.20
96-12-8	1,2-Dibromo-3-Chloropropane	2.0	U	2.0	0.20
106-93-4	1,2-Dibromoethane	2.0	U	2.0	0.20
95-50-1	1,2-Dichlorobenzene	2.0	U	2.0	0.20
107-06-2	1,2-Dichloroethane	1.1	J	2.0	0.20
78-87-5	1,2-Dichloropropane	2.0	U	2.0	0.20
541-73-1	1,3-Dichlorobenzene	2.0	U	2.0	0.20
106-46-7	1,4-Dichlorobenzene	2.0	U	2.0	0.20
591-78-6	2-Hexanone	2.0	U	2.0	0.20
67-64-1	Acetone	2.0	U	2.0	0.20
71-43-2	Benzene	2.0	U	2.0	0.20
75-27-4	Bromodichloromethane	2.0	U	2.0	0.20
75-25-2	Bromoform	2.0	U	2.0	0.20
74-83-9	Bromomethane	2.0	U	2.0	0.20
75-15-0	Carbon disulfide	2.0	U	2.0	0.20
56-23-5	Carbon tetrachloride	2.0	U	2.0	0.20
108-90-7	Chlorobenzene	2.0	U	2.0	0.20
75-45-6	Chlorodifluoromethane	2.0	U	2.0	0.20
75-00-3	Chloroethane	2.0	U	2.0	0.20
67-66-3	Chloroform	1.2	J	2.0	0.20
74-87-3	Chloromethane	2.0	U	2.0	0.20
156-59-2	cis-1,2-Dichloroethene	210		2.0	0.20
10061-01-5	cis-1,3-Dichloropropene	2.0	U	2.0	0.20
110-82-7	Cyclohexane	2.0	U	2.0	0.20
124-48-1	Dibromochloromethane	2.0	U	2.0	0.20
75-71-8	Dichlorodifluoromethane	2.0	U	2.0	0.20
100-41-4	Ethylbenzene	2.0	U	2.0	0.20
75-69-4	Freon 11	0.87	J	2.0	0.20
76-15-3	Freon 115	2.0	U	2.0	0.20

FORM I
GC/MS VOA ORGANICS ANALYSIS DATA SHEET

Lab Name: TestAmerica Edison | Job No.: 460-122110-1
SDG No.:
Client Sample ID: MW-46MI-XX | Lab Sample ID: 460-122110-2
Matrix: Water | Lab File ID: V47446.D
Analysis Method: OLM04.2/VOL | Date Collected: 10/14/2016 15:15
Sample wt/vol: 5(mL) | Date Analyzed: 10/21/2016 04:10
Soil Aliquot Vol: | Dilution Factor: 2
Soil Extract Vol.: | GC Column: Rtx-624 ID: 0.25(mm)
% Moisture: | Level: (low/med) Low
Analysis Batch No.: 398685 | Units: ug/L

CAS NO.	COMPOUND NAME	RESULT	Q	RL	MDL
306-83-2	Freon 123	2.0	U	2.0	0.20
75-37-6	Freon 152a	2.0	U	2.0	0.20
98-82-8	Isopropylbenzene	2.0	U	2.0	0.20
179601-23-1	m&p-Xylene	2.0	U	2.0	0.20
79-20-9	Methyl acetate	2.0	U	2.0	0.20
78-93-3	Methyl ethyl ketone (MEK)	2.0	U	2.0	0.20
108-10-1	Methyl isobutyl ketone (MIBK)	2.0	U	2.0	0.20
1634-04-4	Methyl tert-butyl ether	2.0	U	2.0	0.20
108-87-2	Methylcyclohexane	2.0	U	2.0	0.20
75-09-2	Methylene Chloride	0.92	J	2.0	0.20
95-47-6	o-Xylene	2.0	U	2.0	0.20
100-42-5	Styrene	2.0	U	2.0	0.20
127-18-4	Tetrachloroethene	38		2.0	0.20
108-88-3	Toluene	2.0	U	2.0	0.20
156-60-5	trans-1,2-Dichloroethene	1.2	J	2.0	0.20
10061-02-6	trans-1,3-Dichloropropene	2.0	U	2.0	0.20
79-01-6	Trichloroethene	99		2.0	0.20
75-01-4	Vinyl chloride	2.0	U	2.0	0.20
1330-20-7	Xylenes, Total	2.0	U	2.0	0.20

CAS NO.	SURROGATE	%REC	Q	LIMITS
17060-07-0	1,2-Dichloroethane-d4 (Surr)	95		76-114
460-00-4	4-Bromofluorobenzene	96		86-115
2037-26-5	Toluene-d8 (Surr)	98		88-110

FORM I
GC/MS VOA ORGANICS ANALYSIS DATA SHEET
TENTATIVELY IDENTIFIED COMPOUNDS

Lab Name: TestAmerica Edison Job No.: 460-122110-1

SDG No.:

Client Sample ID: MW-46MI-XX Lab Sample ID: 460-122110-2

Matrix: Water Lab File ID: V47446.D

Analysis Method: OLM04.2/VOL Date Collected: 10/14/2016 15:15

Sample wt/vol: 5(mL) Date Analyzed: 10/21/2016 04:10

Soil Aliquot Vol: Dilution Factor: 2

Soil Extract Vol.: GC Column: Rtx-624 ID: 0.25(mm)

% Moisture: Level: (low/med) Low

Analysis Batch No.: 398685 Units: ug/L

Number TICs Found: 0 TIC Result Total: 0

CAS NO.	COMPOUND NAME	RT	RESULT	Q	MATCH QUALITY
	Tentatively Identified Compound		None		

FORM I-TIC OLM04.2/VOL

FORM I
GC/MS VOA ORGANICS ANALYSIS DATA SHEET

Lab Name: TestAmerica Edison | Job No.: 460-122110-1

SDG No.:

Client Sample ID: MW-46ML-XX | Lab Sample ID: 460-122110-3

Matrix: Water | Lab File ID: V47440.D

Analysis Method: OLM04.2/VOL | Date Collected: 10/14/2016 15:05

Sample wt/vol: 5(mL) | Date Analyzed: 10/21/2016 01:54

Soil Aliquot Vol: | Dilution Factor: 1

Soil Extract Vol.: | GC Column: Rtx-624 ID: 0.25(mm)

% Moisture: | Level: (low/med) Low

Analysis Batch No.: 398685 | Units: ug/L

CAS NO.	COMPOUND NAME	RESULT	Q	RL	MDL
71-55-6	1,1,1-Trichloroethane	1.0	U	1.0	0.10
79-34-5	1,1,2,2-Tetrachloroethane	1.0	U	1.0	0.10
76-13-1	1,1,2-Trichloro-1,2,2-trifluoroethane	1.0		1.0	0.10
79-00-5	1,1,2-Trichloroethane	1.0	U	1.0	0.10
75-34-3	1,1-Dichloroethane	1.0	U	1.0	0.10
75-35-4	1,1-Dichloroethene	1.0	U	1.0	0.10
120-82-1	1,2,4-Trichlorobenzene	1.0	U	1.0	0.10
96-12-8	1,2-Dibromo-3-Chloropropane	1.0	U	1.0	0.10
106-93-4	1,2-Dibromoethane	1.0	U	1.0	0.10
95-50-1	1,2-Dichlorobenzene	1.0	U	1.0	0.10
107-06-2	1,2-Dichloroethane	1.0	U	1.0	0.10
78-87-5	1,2-Dichloropropane	1.0	U	1.0	0.10
541-73-1	1,3-Dichlorobenzene	1.0	U	1.0	0.10
106-46-7	1,4-Dichlorobenzene	1.0	U	1.0	0.10
591-78-6	2-Hexanone	1.0	U	1.0	0.10
67-64-1	Acetone	1.0	U	1.0	0.10
71-43-2	Benzene	1.0	U	1.0	0.10
75-27-4	Bromodichloromethane	1.0	U	1.0	0.10
75-25-2	Bromoform	1.0	U	1.0	0.10
74-83-9	Bromomethane	1.0	U	1.0	0.10
75-15-0	Carbon disulfide	1.0	U	1.0	0.10
56-23-5	Carbon tetrachloride	1.0	U	1.0	0.10
108-90-7	Chlorobenzene	1.0	U	1.0	0.10
75-45-6	Chlorodifluoromethane	1.0	U	1.0	0.10
75-00-3	Chloroethane	1.0	U	1.0	0.10
67-66-3	Chloroform	0.42	J	1.0	0.10
74-87-3	Chloromethane	1.0	U	1.0	0.10
156-59-2	cis-1,2-Dichloroethene	19		1.0	0.10
10061-01-5	cis-1,3-Dichloropropene	1.0	U	1.0	0.10
110-82-7	Cyclohexane	1.0	U	1.0	0.10
124-48-1	Dibromochloromethane	1.0	U	1.0	0.10
75-71-8	Dichlorodifluoromethane	1.0	U	1.0	0.10
100-41-4	Ethylbenzene	1.0	U	1.0	0.10
75-69-4	Freon 11	1.0		1.0	0.10
76-15-3	Freon 115	1.0	U	1.0	0.10

FORM I
GC/MS VOA ORGANICS ANALYSIS DATA SHEET

Lab Name: TestAmerica Edison | Job No.: 460-122110-1
SDG No.:
Client Sample ID: MW-46ML-XX | Lab Sample ID: 460-122110-3
Matrix: Water | Lab File ID: V47440.D
Analysis Method: OLM04.2/VOL | Date Collected: 10/14/2016 15:05
Sample wt/vol: 5(mL) | Date Analyzed: 10/21/2016 01:54
Soil Aliquot Vol: | Dilution Factor: 1
Soil Extract Vol.: | GC Column: Rtx-624 ID: 0.25(mm)
% Moisture: | Level: (low/med) Low
Analysis Batch No.: 398685 | Units: ug/L

CAS NO.	COMPOUND NAME	RESULT	Q	RL	MDL
306-83-2	Freon 123	1.0	U	1.0	0.10
75-37-6	Freon 152a	1.0	U	1.0	0.10
98-82-8	Isopropylbenzene	1.0	U	1.0	0.10
179601-23-1	m&p-Xylene	1.0	U	1.0	0.10
79-20-9	Methyl acetate	1.0	U	1.0	0.10
78-93-3	Methyl ethyl ketone (MEK)	1.0	U	1.0	0.10
108-10-1	Methyl isobutyl ketone (MIBK)	1.0	U	1.0	0.10
1634-04-4	Methyl tert-butyl ether	1.0	U	1.0	0.10
108-87-2	Methylcyclohexane	1.0	U	1.0	0.10
75-09-2	Methylene Chloride	0.69	J	1.0	0.10
95-47-6	o-Xylene	1.0	U	1.0	0.10
100-42-5	Styrene	1.0	U	1.0	0.10
127-18-4	Tetrachloroethene	2.4		1.0	0.10
108-88-3	Toluene	1.0	U	1.0	0.10
156-60-5	trans-1,2-Dichloroethene	1.0	U	1.0	0.10
10061-02-6	trans-1,3-Dichloropropene	1.0	U	1.0	0.10
79-01-6	Trichloroethene	15		1.0	0.10
75-01-4	Vinyl chloride	1.0	U	1.0	0.10
1330-20-7	Xylenes, Total	1.0	U	1.0	0.10

CAS NO.	SURROGATE	%REC	Q	LIMITS
17060-07-0	1,2-Dichloroethane-d4 (Surr)	99		76-114
460-00-4	4-Bromofluorobenzene	95		86-115
2037-26-5	Toluene-d8 (Surr)	97		88-110

FORM I
GC/MS VOA ORGANICS ANALYSIS DATA SHEET
TENTATIVELY IDENTIFIED COMPOUNDS

Lab Name: TestAmerica Edison Job No.: 460-122110-1

SDG No.:

Client Sample ID: MW-46ML-XX Lab Sample ID: 460-122110-3

Matrix: Water Lab File ID: V47440.D

Analysis Method: OLM04.2/VOL Date Collected: 10/14/2016 15:05

Sample wt/vol: 5(mL) Date Analyzed: 10/21/2016 01:54

Soil Aliquot Vol: Dilution Factor: 1

Soil Extract Vol.: GC Column: Rtx-624 ID: 0.25(mm)

% Moisture: Level: (low/med) Low

Analysis Batch No.: 398685 Units: ug/L

Number TICs Found: 0 TIC Result Total: 0

CAS NO.	COMPOUND NAME	RT	RESULT	Q	MATCH QUALITY
	Tentatively Identified Compound		None		

FORM I
HPLC/IC ORGANICS ANALYSIS DATA SHEET

Lab Name: TestAmerica Pittsburgh
Job No.: 460-122110-1
SDG No.:
Client Sample ID: MW-46MI-XX
Lab Sample ID: 460-122110-2
Matrix: Water
Lab File ID: A-ICS2100 A 10-24-2016-18.d
Analysis Method: 300.0
Date Collected: 10/14/2016 15:15
Extraction Method:
Date Extracted:
Sample wt/vol: 1(mL)
Date Analyzed: 10/24/2016 10:06
Con. Extract Vol.:
Dilution Factor: 1
Injection Volume: 25(mL)
GC Column: AS-18 ID:
% Moisture:
GPC Cleanup:(Y/N) N
Analysis Batch No.: 192097
Units: mg/L

CAS NO.	COMPOUND NAME	RESULT	Q	RL	MDL
24959-67-9	Bromide	0.0025	U	0.0025	0.00045

FORM I
HPLC/IC ORGANICS ANALYSIS DATA SHEET

Lab Name: TestAmerica Pittsburgh
Job No.: 460-122110-1
SDG No.:
Client Sample ID: MW-46ML-XX
Lab Sample ID: 460-122110-3
Matrix: Water
Lab File ID: A-ICS2100 A 10-24-2016-19.d
Analysis Method: 300.0
Date Collected: 10/14/2016 15:05
Extraction Method:
Date Extracted:
Sample wt/vol: 1(mL)
Date Analyzed: 10/24/2016 10:21
Con. Extract Vol.:
Dilution Factor: 1
Injection Volume: 25(mL)
GC Column: AS-18 ID:
% Moisture:
GPC Cleanup:(Y/N) N
Analysis Batch No.: 192097
Units: mg/L

CAS NO.	COMPOUND NAME	RESULT	Q	RL	MDL
24959-67-9	Bromide	0.0025	U F1	0.0025	0.00045

1B-IN
INORGANIC ANALYSIS DATA SHEET
GENERAL CHEMISTRY

Client Sample ID: MW-46MI-XX
Lab Sample ID: 460-122110-2
Lab Name: TestAmerica Edison
Job No.: 460-122110-1
SDG ID.:
Matrix: Water
Date Sampled: 10/14/2016 15:15
Reporting Basis: WET
Date Received: 10/14/2016 16:45

CAS No.	Analyte	Result	RL	MDL	Units	C	Q	DIL	Method
16887-00-6	Chloride	22.0	5.0	0.84	mg/L			1	SM 4500 Cl- B

1B-IN
INORGANIC ANALYSIS DATA SHEET
GENERAL CHEMISTRY

Client Sample ID: MW-46ML-XX
Lab Sample ID: 460-122110-3
Lab Name: TestAmerica Edison
Job No.: 460-122110-1
SDG ID.:
Matrix: Water
Date Sampled: 10/14/2016 15:05
Reporting Basis: WET
Date Received: 10/14/2016 16:45

CAS No.	Analyte	Result	RL	MDL	Units	C	Q	DIL	Method
16887-00-6	Chloride	6.0	5.0	0.84	mg/L			1	SM 4500 Cl- B

Attachment 3

Support Documentation

TestAmerica Edison
777 New Durham Road
Edison, NJ 08817
Phone (732) 549-3900 Fax (732) 549-3679

Chain of Custody Record

460-122110 Chain of Custody

TestAmerica
THE LEADER IN ENVIRONMENTAL TESTING

Client Information	Sampler: Jon Bak, Roy Wagner	Lab PM: Meidhof, Marie A	COC No: 460-77153-47658.3
Client Contact: Mr. Steve Feldmann	Phone: (908) 534-2303	E-Mail: marie.meidhof@testamericainc.com	Page: ~~Page 3 of 3~~ PAGE 1 OF 1
Company: Tetra Tech GEO			Job #: 122110
Address: One Salem Square 295 Route 22 East Suite 104E	Due Date Requested:		
City: Whitehouse Station	TAT Requested (days): STANDARD		
State, Zip: NJ, 08889			
Phone:	PO #: Purchase Order Requested		
Email: steve.feldmann@tetratech.com	WO #:		
Project Name: LMC Great Neck - GWM	Project #: 46018731		
Site: New York	SSOW#:		

Analysis Requested

Preservation Codes:
A - HCL, B - NaOH, C - Zn Acetate, D - Nitric Acid, E - NaHSO4, F - MeOH, G - Amchlor, H - Ascorbic Acid, I - Ice, J - DI Water, K - EDTA, L - EDA
M - Hexane, N - None, O - AsNaO2, P - Na2O4S, Q - Na2SO3, R - Na2S2O3, S - H2SO4, T - TSP Dodecahydrate, U - Acetone, V - MCAA, W - pH 4-5, Z - other (specify)
Other:

Sample Identification	Sample Date	Sample Time	Sample Type (C=comp, G=grab)	Matrix (W=water, S=solid, O=waste/oil, BT=Tissue, A=Air)	Field Filtered Sample (Yes or No)	Perform MS/MSD (Yes or No)	300_28D_LL_OF - Bromide	4500_CL_B - Chloride	8260C_SIM, OLM04.2_Vol_LL	Total Number of containers	Special Instructions/Note:
			Preservation Code:		X	X	N	N	A	X	
~~FB-101416~~ (SB) QC-TB101416	10/14/16	—	G	Water	N	N			X		1
MW-46MI-XX	10/14/16	1515	G	Water	N	N	X	X	X		2
MW-46MD-XX	10/14/16	1505	G	Water	N	N	X	X	X		3
				Water							

Possible Hazard Identification
☐ Non-Hazard ☐ Flammable ☐ Skin Irritant ☐ Poison B ☐ Unknown ☐ Radiological

Sample Disposal (A fee may be assessed if samples are retained longer than 1 month)
☐ Return To Client ☐ Disposal By Lab ☐ Archive For _____ Months

Deliverable Requested: I, II, III, IV, Other (specify)

Special Instructions/QC Requirements:

Empty Kit Relinquished by: | Date: | Time: | Method of Shipment: FEDEX OVERNIGHT

Relinquished by:	Date/Time:	Company	Received by:	Date/Time:	Company
(Tt)	10/14/16, 1645	Tt	(Fedex)	10/15/16 11:40	TA Ed

Custody Seals Intact: Δ Yes Δ No | Custody Seal No.: | Cooler Temperature(s) °C and Other Remarks: IR7 0.1°C

TestAmerica Edison
Receipt Temperature and pH Log

Job Number: 122110

Number of Coolers: 1 IR Gun # 7

Cooler Temperatures

	RAW	CORRECTED		RAW	CORRECTED		RAW	CORRECTED
Cooler #1:	0.1 °C	°C	Cooler #4:	°C	°C	Cooler #7:	°C	°C
Cooler #2:	°C	°C	Cooler #5:	°C	°C	Cooler #8:	°C	°C
Cooler #3:	°C	°C	Cooler #6:	°C	°C	Cooler #9:	°C	°C

TALS Sample Number	Ammonia (pH<2)	COD (pH<2)	Nitrate Nitrite (pH<2)	Metals* (pH<2)	Hardness (pH<2)	Pest (pH 5-9)	EPH or QAM (pH<2)	Phenols (pH<2)	Sulfide (pH>9)	TKN (pH<2)	TOC (pH<2)	Total Cyanide (pH>12)	Total Phos (pH<2)	Other	Other

If pH adjustments are required record the information below:

Sample No(s). adjusted: _____

Preservative Name/Conc.: _____ Volume of Preservative used (ml): _____

Lot # of Preservative(s): _____ Expiration Date: _____

The appropriate Project Manager and Department Manager should be notified about the samples which were pH adjusted.

**Samples for Metal analysis which are out of compliance must be acidified at least 24 hours prior to analysis.*

Initials: CH Date: 10/15

EDS-WI-038, Rev 4, 06/09/2014

TestAmerica Edison
777 New Durham Road
Edison, NJ 08817
Phone (732) 549-3900 Fax (732) 549-3679

Chain of Custody Record

460-122110 Chain of Custody

TestAmerica
THE LEADER IN ENVIRONMENTAL TESTING

Client Information	Sampler: JON BAK / ROY WAGNER	Lab PM: Meidhof, Marie A	COC No: 460-77153-47658.3
Client Contact: Mr. Steve Feldmann	Phone: (908) 534-2303	E-Mail: marie.meidhof@testamericainc.com	Page: ~~Page 3 of 3~~ PAGE 1 OF 1
Company: Tetra Tech GEO			Job #: 122110
Address: One Salem Square 295 Route 22 East Suite 104E	Due Date Requested:		
City: Whitehouse Station	TAT Requested (days): STANDARD		
State, Zip: NJ, 08889			
Phone:	PO #: Purchase Order Requested		
Email: steve.feldmann@tetratech.com	WO #:		
Project Name: LMC Great Neck - GWM	Project #: 46018731		
Site: New York	SSOW#:		

Analysis Requested

Preservation Codes:
A - HCL, B - NaOH, C - Zn Acetate, D - Nitric Acid, E - NaHSO4, F - MeOH, G - Amchlor, H - Ascorbic Acid, I - Ice, J - DI Water, K - EDTA, L - EDA
M - Hexane, N - None, O - AsNaO2, P - Na2O4S, Q - Na2SO3, R - Na2S2O3, S - H2SO4, T - TSP Dodecahydrate, U - Acetone, V - MCAA, W - pH 4-5, Z - other (specify)
Other:

Sample Identification	Sample Date	Sample Time	Sample Type (C=comp, G=grab)	Matrix (W=water, S=solid, O=waste/oil, BT=Tissue, A=Air)	Field Filtered Sample (Yes or No)	Perform MS/MSD (Yes or No)	300_28D_LL_OF - Bromide	4500_CL_B - Chloride	8260C_SIM, OLM04.2_Vol_LL	Total Number of containers	Special Instructions/Note:
			Preservation Code:		X	X	N	N	A	X	
~~TB 101416~~ (JB) QC-TB101416	10/14/16	—	G	Water	N	N			X		1
MW-46MI-xx	10/14/16	1515	G	Water	N	N	X	X	X		2
MW-46MD-xx	10/14/16	1505	G	Water	N	N	X	X	X		3
				Water							

Possible Hazard Identification
☐ Non-Hazard ☐ Flammable ☐ Skin Irritant ☐ Poison B ☐ Unknown ☐ Radiological

Sample Disposal (A fee may be assessed if samples are retained longer than 1 month)
☐ Return To Client ☐ Disposal By Lab ☐ Archive For _____ Months

Deliverable Requested: I, II, III, IV, Other (specify)

Special Instructions/QC Requirements:

Empty Kit Relinquished by:	Date:	Time:	Method of Shipment: FEDEX OVERNIGHT

Relinquished by:	Date/Time:	Company	Received by:	Date/Time:	Company
(TT)	10/14/16, 1645	TT	(Fedex)	10/15/16 11:40	TA GV

Custody Seals Intact: Δ Yes Δ No	Custody Seal No.:	Cooler Temperature(s) °C and Other Remarks: 0.1°C

TestAmerica Edison
Receipt Temperature and pH Log

Job Number: 122110

Number of Coolers: 1 IR Gun # 7

Cooler Temperatures

	RAW	CORRECTED		RAW	CORRECTED		RAW	CORRECTED
Cooler #1:	0.1 °C	°C	Cooler #4:	°C	°C	Cooler #7:	°C	°C
Cooler #2:	°C	°C	Cooler #5:	°C	°C	Cooler #8:	°C	°C
Cooler #3:	°C	°C	Cooler #6:	°C	°C	Cooler #9:	°C	°C

TALS Sample Number	Ammonia (pH<2)	COD (pH<2)	Nitrate Nitrite (pH<2)	Metals* (pH<2)	Hardness (pH<2)	Pest (pH 5-9)	EPH or QAM (pH<2)	Phenols (pH<2)	Sulfide (pH>9)	TKN (pH<2)	TOC (pH<2)	Total Cyanide (pH>12)	Total Phos (pH<2)	Other	Other

If pH adjustments are required record the information below:

Sample No(s). adjusted: _____

Preservative Name/Conc.: _____ Volume of Preservative used (ml): _____

Lot # of Preservative(s): _____ Expiration Date: _____

The appropriate Project Manager and Department Manager should be notified about the samples which were pH adjusted.

**Samples for Metal analysis which are out of compliance must be acidified at least 24 hours prior to analysis.*

Initials: CH Date: 10/15

TestAmerica Edison
777 New Durham Road
Edison, NJ 08817
Phone (732) 549-3900 Fax (732) 549-3679

Chain of Custody Record

460-122110 Chain of Custody

TestAmerica
THE LEADER IN ENVIRONMENTAL TESTING

Client Information (Sub Contract Lab)	Sampler:	Lab PM: Meidhof, Marie	COC No: 460-46878.1
Client Contact: Shipping/Receiving	Phone:	E-Mail: marie.meidhof@testamericainc.com	Page: Page 1 of 1
Company: TestAmerica Laboratories, Inc.			Job #: 460-122110-1
Address: 301 Alpha Drive, RIDC Park,	Due Date Requested: 10/26/2016		
City: Pittsburgh	TAT Requested (days):		
State, Zip: PA, 15238			
Phone: 412-963-7058(Tel) 412-963-2468(Fax)	PO #:		
Email:	WO #:		
Project Name: LMC Great Neck- GWM	Project #: 46018731		
Site: Tetra Tech - Lockheed Martin, New Hyde	SSOW#:		

Analysis Requested

Preservation Codes:

A - HCL, B - NaOH, C - Zn Acetate, D - Nitric Acid, E - NaHSO4, F - MeOH, G - Amchlor, H - Ascorbic Acid, I - Ice, J - DI Water, K - EDTA, L - EDA, M - Hexane, N - None, O - AsNaO2, P - Na2O4S, Q - Na2SO3, R - Na2S2O3, S - H2SO4, T - TSP Dodecahydrate, U - Acetone, V - MCAA, W - pH 4-5, Z - other (specify)

Other:

Sample Identification - Client ID (Lab ID)	Sample Date	Sample Time	Sample Type (C=Comp, G=grab)	Matrix (W=water, S=solid, O=waste/oil, BT=Tissue, A=Air)	Field Filtered Sample (Yes or No)	Perform MS/MSD (Yes or No)	300_28D_LL_OF/ Bromide (Low Level)	Total Number of containers	Special Instructions/Note:
			Preservation Code:						
MW-46MI-XX (460-122110-2)	10/14/16	15:15 Eastern		Water			X	1	
MW-46ML-XX (460-122110-3)	10/14/16	15:05 Eastern		Water			X	1	

Possible Hazard Identification
Unconfirmed

Sample Disposal (A fee may be assessed if samples are retained longer than 1 month)
☐ *Return To Client* ☐ *Disposal By Lab* ☐ *Archive For* _____ *Months*

Deliverable Requested: I, II, III, IV, Other (specify) Primary Deliverable Rank: 1

Special Instructions/QC Requirements:

Empty Kit Relinquished by:	Date:	Time:	Method of Shipment:

Relinquished by	Date/Time	Company	Received by	Date/Time	Company
[signature]	10/18/16 1800	JAE	J Thomas Gray	10/18/16 800	TA

Custody Seals Intact: Δ Yes Δ No
Custody Seal No.:
Cooler Temperature(s) °C and Other Remarks:

Login Sample Receipt Checklist

Client: Tetra Tech GEO

Job Number: 460-122110-1

Login Number: 122110
List Number: 1
Creator: Hall, Alonzo

List Source: TestAmerica Edison

Question	Answer	Comment
Radioactivity wasn't checked or is </= background as measured by a survey meter.	N/A	
The cooler's custody seal, if present, is intact.	N/A	Not present
Sample custody seals, if present, are intact.	N/A	
The cooler or samples do not appear to have been compromised or tampered with.	True	
Samples were received on ice.	True	
Cooler Temperature is acceptable.	True	
Cooler Temperature is recorded.	True	0.1° C IR #7
COC is present.	True	
COC is filled out in ink and legible.	True	
COC is filled out with all pertinent information.	True	
Is the Field Sampler's name present on COC?	True	
There are no discrepancies between the containers received and the COC.	True	
Samples are received within Holding Time (excluding tests with immediate HTs)	True	
Sample containers have legible labels.	True	
Containers are not broken or leaking.	True	
Sample collection date/times are provided.	True	
Appropriate sample containers are used.	True	
Sample bottles are completely filled.	True	
Sample Preservation Verified.	True	
There is sufficient vol. for all requested analyses, incl. any requested MS/MSDs	True	
Containers requiring zero headspace have no headspace or bubble is <6mm (1/4").	True	
Multiphasic samples are not present.	N/A	
Samples do not require splitting or compositing.	N/A	
Residual Chlorine Checked.	N/A	

Login Sample Receipt Checklist

Client: Tetra Tech GEO

Job Number: 460-122110-1

Login Number: 122110
List Number: 2
Creator: Say, Thomas C

List Source: TestAmerica Pittsburgh
List Creation: 10/18/16 11:00 AM

Question	Answer	Comment
Radioactivity wasn't checked or is </= background as measured by a survey meter.	True	
The cooler's custody seal, if present, is intact.	True	
Sample custody seals, if present, are intact.	True	
The cooler or samples do not appear to have been compromised or tampered with.	True	
Samples were received on ice.	True	
Cooler Temperature is acceptable.	True	
Cooler Temperature is recorded.	True	
COC is present.	True	
COC is filled out in ink and legible.	True	
COC is filled out with all pertinent information.	True	
Is the Field Sampler's name present on COC?	True	
There are no discrepancies between the containers received and the COC.	True	
Samples are received within Holding Time (excluding tests with immediate HTs)	True	
Sample containers have legible labels.	True	
Containers are not broken or leaking.	True	
Sample collection date/times are provided.	True	
Appropriate sample containers are used.	True	
Sample bottles are completely filled.	True	
Sample Preservation Verified.	True	
There is sufficient vol. for all requested analyses, incl. any requested MS/MSDs	True	
Containers requiring zero headspace have no headspace or bubble is <6mm (1/4").	True	
Multiphasic samples are not present.	True	
Samples do not require splitting or compositing.	True	
Residual Chlorine Checked.	N/A	

Sample Summary

Client: Tetra Tech GEO
Project/Site: LMC Great Neck- GWM

TestAmerica Job ID: 460-122110-1

Lab Sample ID	Client Sample ID	Matrix	Collected	Received
460-122110-1	QC-TB101416	Water	10/14/16 00:00	10/14/16 16:45
460-122110-2	MW-46MI-XX	Water	10/14/16 15:15	10/14/16 16:45
460-122110-3	MW-46ML-XX	Water	10/14/16 15:05	10/14/16 16:45

Method Summary

Client: Tetra Tech GEO
Project/Site: LMC Great Neck- GWM

TestAmerica Job ID: 460-122110-1

Method	Method Description	Protocol	Laboratory
8260C SIM	Volatile Organic Compounds (GC/MS)	SW846	TAL EDI
OLM04.2/VOL	Volatile Organic Compounds (GC/MS)	OLM04.2	TAL EDI
300.0	Anions, Ion Chromatography	MCAWW	TAL PIT
SM 4500 Cl- B	Chloride	SM	TAL EDI

Protocol References:

MCAWW = "Methods For Chemical Analysis Of Water And Wastes", EPA-600/4-79-020, March 1983 And Subsequent Revisions.
OLM04.2 = "Statement of Work for Organic Analysis", Multi-Media, Multi-Concentration September 1998
SM = "Standard Methods For The Examination Of Water And Wastewater",
SW846 = "Test Methods For Evaluating Solid Waste, Physical/Chemical Methods", Third Edition, November 1986 And Its Updates.

Laboratory References:

TAL EDI = TestAmerica Edison, 777 New Durham Road, Edison, NJ 08817, TEL (732)549-3900
TAL PIT = TestAmerica Pittsburgh, 301 Alpha Drive, RIDC Park, Pittsburgh, PA 15238, TEL (412)963-7058

Qualifiers

GC/MS VOA

Qualifier	Qualifier Description
U	Indicates the analyte was analyzed for but not detected.
J	Result is less than the RL but greater than or equal to the MDL and the concentration is an approximate value.
F1	MS and/or MSD Recovery is outside acceptance limits.

HPLC/IC

Qualifier	Qualifier Description
U	Indicates the analyte was analyzed for but not detected.
F1	MS and/or MSD Recovery is outside acceptance limits.

General Chemistry

Qualifier	Qualifier Description
U	Indicates the analyte was analyzed for but not detected.

Glossary

Abbreviation	These commonly used abbreviations may or may not be present in this report.
¤	Listed under the "D" column to designate that the result is reported on a dry weight basis
%R	Percent Recovery
CFL	Contains Free Liquid
CNF	Contains no Free Liquid
DER	Duplicate error ratio (normalized absolute difference)
Dil Fac	Dilution Factor
DL, RA, RE, IN	Indicates a Dilution, Re-analysis, Re-extraction, or additional Initial metals/anion analysis of the sample
DLC	Decision level concentration
MDA	Minimum detectable activity
EDL	Estimated Detection Limit
MDC	Minimum detectable concentration
MDL	Method Detection Limit
ML	Minimum Level (Dioxin)
NC	Not Calculated
ND	Not detected at the reporting limit (or MDL or EDL if shown)
PQL	Practical Quantitation Limit
QC	Quality Control
RER	Relative error ratio
RL	Reporting Limit or Requested Limit (Radiochemistry)
RPD	Relative Percent Difference, a measure of the relative difference between two points
TEF	Toxicity Equivalent Factor (Dioxin)
TEQ	Toxicity Equivalent Quotient (Dioxin)

FORM II
GC/MS VOA SURROGATE RECOVERY

Lab Name: TestAmerica Edison Job No.: 460-122110-1

SDG No.:

Matrix: Water Level: Low

GC Column (1): DB-624 ID: 0.18(mm)

Client Sample ID	Lab Sample ID	DCA #	BFB #
QC-TB101416	460-122110-1	92	94
MW-46MI-XX	460-122110-2	103	86
MW-46ML-XX	460-122110-3	92	90
	MB 460-399011/6	91	91
	LCS 460-399011/3	104	100
	LCSD 460-399011/4	91	99

	QC LIMITS
DCA = 1,2-Dichloroethane-d4 (Surr)	71-144
BFB = 4-Bromofluorobenzene	72-133

Column to be used to flag recovery values

FORM II 8260C SIM

FORM VIII
GC/MS VOA INTERNAL STANDARD AREA AND RETENTION TIME SUMMARY

Lab Name: TestAmerica Edison Job No.: 460-122110-1

SDG No.:

Sample No.: CCVIS 460-399011/2 Date Analyzed: 10/22/2016 10:07

Instrument ID: CVOAMS11 GC Column: DB-624 ID: 0.18(mm)

Lab File ID (Standard): N98813.D Heated Purge: (Y/N) N

Calibration ID: 58529

		FB		DXE		CBNZd5	
		AREA #	RT #	AREA #	RT #	AREA #	RT #
12/24 HOUR STD		22516	3.72	18941	4.42	35686	7.27
UPPER LIMIT		45032	4.22	37882	4.92	71372	7.77
LOWER LIMIT		11258	3.22	9471	3.92	17843	6.77
LAB SAMPLE ID	CLIENT SAMPLE ID						
LCS 460-399011/3		23074	3.72	20082	4.42	35479	7.27
LCSD 460-399011/4		24983	3.72	20818	4.42	34514	7.27
MB 460-399011/6		23282	3.72	20266	4.42	34465	7.27
460-122110-1	QC-TB101416	23563	3.72	20037	4.42	34453	7.27
460-122110-2	MW-46MI-XX	27394	3.72	21005	4.42	32989	7.27
460-122110-3	MW-46ML-XX	26784	3.72	21025	4.42	34640	7.27

FB = Fluorobenzene
DXE = 1,4-Dioxane-d8
CBNZd5 = Chlorobenzene-d5

Area Limit = 50%-200% of internal standard area
RT Limit = ± 0.5 minutes of internal standard RT

Column used to flag values outside QC limits

FORM VIII 8260C SIM

FORM IV
GC/MS VOA METHOD BLANK SUMMARY

Lab Name: TestAmerica Edison Job No.: 460-122110-1

SDG No.:

Lab File ID: N98817.D Lab Sample ID: MB 460-399011/6

Matrix: Water Heated Purge:(Y/N) N

Instrument ID: CVOAMS11 Date Analyzed: 10/22/2016 11:52

GC Column: DB-624 ID: 0.18(mm)

THIS METHOD BLANK APPLIES TO THE FOLLOWING SAMPLES:

CLIENT SAMPLE ID	LAB SAMPLE ID	LAB FILE ID	DATE ANALYZED
	LCS 460-399011/3	N98814.D	10/22/2016 10:30
	LCSD 460-399011/4	N98815.D	10/22/2016 10:54
QC-TB101416	460-122110-1	N98818.D	10/22/2016 12:15
MW-46MI-XX	460-122110-2	N98833.D	10/22/2016 18:05
MW-46ML-XX	460-122110-3	N98834.D	10/22/2016 18:28

FORM I
GC/MS VOA ORGANICS ANALYSIS DATA SHEET

Lab Name: TestAmerica Edison | Job No.: 460-122110-1

SDG No.:

Client Sample ID: | Lab Sample ID: MB 460-399011/6

Matrix: Water | Lab File ID: N98817.D

Analysis Method: 8260C SIM | Date Collected:

Sample wt/vol: 5(mL) | Date Analyzed: 10/22/2016 11:52

Soil Aliquot Vol: | Dilution Factor: 1

Soil Extract Vol.: | GC Column: DB-624 ID: 0.18(mm)

% Moisture: | Level: (low/med) Low

Analysis Batch No.: 399011 | Units: ug/L

CAS NO.	COMPOUND NAME	RESULT	Q	RL	MDL
123-91-1	1,4-Dioxane	0.40	U	0.40	0.11

CAS NO.	SURROGATE	%REC	Q	LIMITS
17060-07-0	1,2-Dichloroethane-d4 (Surr)	91		71-144
460-00-4	4-Bromofluorobenzene	91		72-133

FORM III
GC/MS VOA LAB CONTROL SAMPLE RECOVERY

Lab Name: TestAmerica Edison Job No.: 460-122110-1

SDG No.:

Matrix: Water Level: Low Lab File ID: N98814.D

Lab ID: LCS 460-399011/3 Client ID:

COMPOUND	SPIKE ADDED (ug/L)	LCS CONCENTRATION (ug/L)	LCS % REC	QC LIMITS REC	#
1,4-Dioxane	5.00	6.49	130	66-135	

Column to be used to flag recovery and RPD values

FORM III 8260C SIM

FORM III
GC/MS VOA LAB CONTROL SAMPLE DUPLICATE RECOVERY

Lab Name: TestAmerica Edison Job No.: 460-122110-1

SDG No.:

Matrix: Water Level: Low Lab File ID: N98815.D

Lab ID: LCSD 460-399011/4 Client ID:

COMPOUND	SPIKE ADDED (ug/L)	LCSD CONCENTRATION (ug/L)	LCSD % REC	% RPD	QC LIMITS		#
					RPD	REC	
1,4-Dioxane	5.00	5.90	118	10	30	66-135	

Column to be used to flag recovery and RPD values

FORM III 8260C SIM

FORM V
GC/MS VOA INSTRUMENT PERFORMANCE CHECK
BROMOFLUOROBENZENE (BFB)

Lab Name: TestAmerica Edison Job No.: 460-122110-1

SDG No.:

Lab File ID: N98643.D BFB Injection Date: 10/19/2016

Instrument ID: CVOAMS11 BFB Injection Time: 07:02

Analysis Batch No.: 398269

M/E	ION ABUNDANCE CRITERIA	% RELATIVE ABUNDANCE	
50	15.0 - 40.0 % of mass 95	16.5	
75	30.0 - 60.0 % of mass 95	50.3	
95	Base Peak, 100% relative abundance	100.0	
96	5.0 - 9.0 % of mass 95	6.5	
173	Less than 2.0 % of mass 174	0.0	(0.0) 1
174	50.0 - 120.00 % of mass 95	87.8	
175	5.0 - 9.0 % of mass 174	7.2	(8.2) 1
176	95.0 - 101.0 % of mass 174	85.3	(97.1) 1
177	5.0 - 9.0 % of mass 176	6.1	(7.2) 2

1-Value is % mass 174 2-Value is % mass 176

THIS CHECK APPLIES TO THE FOLLOWING SAMPLES, MS, MSD, BLANKS AND STANDARDS:

CLIENT SAMPLE ID	LAB SAMPLE ID	LAB FILE ID	DATE ANALYZED	TIME ANALYZED
	STD002 460-398269/3	N98645.D	10/19/2016	07:47
	STD005 460-398269/4	N98646.D	10/19/2016	08:11
	STD01 460-398269/5	N98647.D	10/19/2016	08:34
	STD05 460-398269/6	N98648.D	10/19/2016	08:57
	STD1 460-398269/7	N98649.D	10/19/2016	09:21
	STD2 460-398269/8	N98650.D	10/19/2016	09:44

FORM VI
GC/MS VOA BY INTERNAL STANDARD - INITIAL CALIBRATION DATA
CURVE EVALUATION

Lab Name: TestAmerica Edison Job No.: 460-122110-1 Analy Batch No.: 398269

SDG No.:

Instrument ID: CVOAMS11 GC Column: DB-624 ID: 0.18(mm) Heated Purge: (Y/N) N

Calibration Start Date: 10/19/2016 07:47 Calibration End Date: 10/19/2016 09:44 Calibration ID: 58529

Calibration Files:

LEVEL:	LAB SAMPLE ID:	LAB FILE ID:
Level 1	STD002 460-398269/3	N98645.D
Level 2	STD005 460-398269/4	N98646.D
Level 3	STD01 460-398269/5	N98647.D
Level 4	STD05 460-398269/6	N98648.D
Level 5	STD1 460-398269/7	N98649.D
Level 6	STD2 460-398269/8	N98650.D

ANALYTE	RRF					CURVE TYPE	COEFFICIENT			#	MIN RRF	%RSD	#	MAX %RSD	R^2 OR COD	#	MIN R^2 OR COD
	LVL 1 LVL 6	LVL 2	LVL 3	LVL 4	LVL 5		B	M1	M2								
Chloroform	2.5312 1.9578	1.6759	1.9536	1.7651	1.6833	Ave		1.9278			0.2000	16.7		20.0			
Benzene	13.921 1.7109	5.6857	3.7582	1.9193	1.6449	Lin	0.1950	1.5790			0.5000				0.9970		0.9900
1,4-Dioxane	1.0662 1.2219	0.9977	1.1483	1.2038	1.1470	Ave		1.1308				7.5		20.0			
Ethylene Dibromide	0.4421 0.4432	0.4161	0.4100	0.4120	0.3867	Ave		0.4184			0.1000	5.1		20.0			
1,2,3-Trichloropropane	0.6921 0.6039	0.5374	0.5898	0.5255	0.5118	Ave		0.5768				11.7		20.0			
1,2-Dibromo-3-Chloropropane	0.2635 0.2902	0.2736	0.2544	0.2424	0.2547	Ave		0.2631			0.0500	6.4		20.0			
1,2-Dichloroethane-d4 (Surr)	0.5792 0.5129	0.5314	0.5584	0.5410	0.5385	Ave		0.5436				4.2		20.0			
4-Bromofluorobenzene	0.4711 0.4398	0.4698	0.4585	0.4893	0.4803	Ave		0.4681				3.7		20.0			

Note: The m1 coefficient is the same as Ave RRF for an Ave curve type.

FORM V
GC/MS VOA INSTRUMENT PERFORMANCE CHECK
BROMOFLUOROBENZENE (BFB)

Lab Name: TestAmerica Edison Job No.: 460-122110-1

SDG No.:

Lab File ID: N98812.D BFB Injection Date: 10/22/2016

Instrument ID: CVOAMS11 BFB Injection Time: 09:44

Analysis Batch No.: 399011

M/E	ION ABUNDANCE CRITERIA	% RELATIVE ABUNDANCE	
50	15.0 - 40.0 % of mass 95	15.9	
75	30.0 - 60.0 % of mass 95	46.4	
95	Base Peak, 100% relative abundance	100.0	
96	5.0 - 9.0 % of mass 95	6.7	
173	Less than 2.0 % of mass 174	0.0	(0.0) 1
174	50.0 - 120.00 % of mass 95	88.4	
175	5.0 - 9.0 % of mass 174	7.0	(7.9) 1
176	95.0 - 101.0 % of mass 174	85.4	(96.6) 1
177	5.0 - 9.0 % of mass 176	5.3	(6.2) 2

1-Value is % mass 174 2-Value is % mass 176

THIS CHECK APPLIES TO THE FOLLOWING SAMPLES, MS, MSD, BLANKS AND STANDARDS:

CLIENT SAMPLE ID	LAB SAMPLE ID	LAB FILE ID	DATE ANALYZED	TIME ANALYZED
	CCVIS 460-399011/2	N98813.D	10/22/2016	10:07
	LCS 460-399011/3	N98814.D	10/22/2016	10:30
	LCSD 460-399011/4	N98815.D	10/22/2016	10:54
	MB 460-399011/6	N98817.D	10/22/2016	11:52
QC-TB101416	460-122110-1	N98818.D	10/22/2016	12:15
MW-46MI-XX	460-122110-2	N98833.D	10/22/2016	18:05
MW-46ML-XX	460-122110-3	N98834.D	10/22/2016	18:28

FORM VII
GC/MS VOA CONTINUING CALIBRATION DATA

Lab Name: TestAmerica Edison Job No.: 460-122110-1

SDG No.:

Lab Sample ID: CCVIS 460-399011/2 Calibration Date: 10/22/2016 10:07

Instrument ID: CVOAMS11 Calib Start Date: 10/19/2016 07:47

GC Column: DB-624 ID: 0.18(mm) Calib End Date: 10/19/2016 09:44

Lab File ID: N98813.D Conc. Units: ug/L Heated Purge: (Y/N) N

ANALYTE	CURVE TYPE	AVE RRF	RRF	MIN RRF	CALC AMOUNT	SPIKE AMOUNT	%D	MAX %D
Chloroform	Ave	1.928	2.201	0.2000	0.0571	0.0500	14.2	20.0
Benzene	Lin		24.85	0.5000	0.664	0.0500	1227.0*	20.0
1,4-Dioxane	Ave	1.131	1.667		7.37	5.00	47.4	50.0
Ethylene Dibromide	Ave	0.4184	0.4279	0.1000	0.0511	0.0500	2.3	20.0
1,2,3-Trichloropropane	Ave	0.5768	0.6969		0.0604	0.0500	20.8*	20.0
1,2-Dibromo-3-Chloropropane	Ave	0.2631	0.3352	0.0500	0.0637	0.0500	27.4	50.0
1,2-Dichloroethane-d4 (Surr)	Ave	0.5436	0.5761		0.530	0.500	6.0	20.0
4-Bromofluorobenzene	Ave	0.4681	0.4873		0.520	0.500	4.1	20.0

FORM II
GC/MS VOA SURROGATE RECOVERY

Lab Name: TestAmerica Edison Job No.: 460-122110-1

SDG No.:

Matrix: Water Level: Low

GC Column (1): Rtx-624 ID: 0.25(mm)

Client Sample ID	Lab Sample ID	DCA #	TOL #	BFB #
QC-TB101416	460-122110-1	96	97	93
MW-46MI-XX	460-122110-2	95	98	96
MW-46ML-XX	460-122110-3	99	97	95
	MB 460-398685/7	100	98	97
	LCS 460-398685/3	96	101	99
	460-122202-A-1 MS	96	103	101
	460-122202-A-1 MSD	100	102	101
	STOBLK 460-398685/32	97	97	96

	QC LIMITS
DCA = 1,2-Dichloroethane-d4 (Surr)	76-114
TOL = Toluene-d8 (Surr)	88-110
BFB = 4-Bromofluorobenzene	86-115

Column to be used to flag recovery values

FORM II OLM04.2/VOL

FORM VIII
GC/MS VOA INTERNAL STANDARD AREA AND RETENTION TIME SUMMARY

Lab Name: TestAmerica Edison Job No.: 460-122110-1

SDG No.:

Sample No.: CCVIS 460-398685/2 Date Analyzed: 10/20/2016 19:52

Instrument ID: CVOAMS7 GC Column: Rtx-624 ID: 0.25(mm)

Lab File ID (Standard): V47424.D Heated Purge: (Y/N) N

Calibration ID: 58531

		BCM		DFBZ		CBNZd5	
		AREA #	RT #	AREA #	RT #	AREA #	RT #
12/24 HOUR STD		111585	4.78	688826	5.43	672482	7.24
UPPER LIMIT		223170	5.28	1377652	5.93	1344964	7.74
LOWER LIMIT		55793	4.28	344413	4.93	336241	6.74
LAB SAMPLE ID	CLIENT SAMPLE ID						
LCS 460-398685/3		111067	4.78	666116	5.43	647138	7.24
MB 460-398685/7		104513	4.78	641562	5.43	611299	7.24
460-122110-1	QC-TB101416	105765	4.78	633504	5.43	606790	7.24
460-122110-3	MW-46ML-XX	103415	4.78	613833	5.43	600843	7.24
460-122110-2	MW-46MI-XX	106394	4.78	630176	5.43	607229	7.24
460-122202-A-1 MS		106699	4.78	642889	5.43	617957	7.24
460-122202-A-1 MSD		103408	4.78	624821	5.43	603666	7.24
STOBLK 460-398685/32		102037	4.78	616256	5.43	596512	7.24

BCM = Chlorobromomethane
DFBZ = 1,4-Difluorobenzene
CBNZd5 = Chlorobenzene-d5

Area Limit = 50%-200% of internal standard area
RT Limit = ± 0.5 minutes of internal standard RT

Column used to flag values outside QC limits

FORM VIII OLM04.2/VOL

FORM IV
GC/MS VOA METHOD BLANK SUMMARY

Lab Name: TestAmerica Edison Job No.: 460-122110-1

SDG No.:

Lab File ID: V47429.D Lab Sample ID: MB 460-398685/7

Matrix: Water Heated Purge:(Y/N) N

Instrument ID: CVOAMS7 Date Analyzed: 10/20/2016 21:45

GC Column: Rtx-624 ID: 0.25(mm)

THIS METHOD BLANK APPLIES TO THE FOLLOWING SAMPLES:

CLIENT SAMPLE ID	LAB SAMPLE ID	LAB FILE ID	DATE ANALYZED
	LCS 460-398685/3	V47425.D	10/20/2016 20:15
QC-TB101416	460-122110-1	V47432.D	10/20/2016 22:53
MW-46ML-XX	460-122110-3	V47440.D	10/21/2016 01:54
MW-46MI-XX	460-122110-2	V47446.D	10/21/2016 04:10
	460-122202-A-1 MS	V47448.D	10/21/2016 04:56
	460-122202-A-1 MSD	V47449.D	10/21/2016 05:19
	STOBLK 460-398685/32	V47454.D	10/21/2016 07:14

FORM I
GC/MS VOA ORGANICS ANALYSIS DATA SHEET

Lab Name: TestAmerica Edison | Job No.: 460-122110-1

SDG No.:

Client Sample ID: | Lab Sample ID: MB 460-398685/7

Matrix: Water | Lab File ID: V47429.D

Analysis Method: OLM04.2/VOL | Date Collected:

Sample wt/vol: 5(mL) | Date Analyzed: 10/20/2016 21:45

Soil Aliquot Vol: | Dilution Factor: 1

Soil Extract Vol.: | GC Column: Rtx-624 ID: 0.25(mm)

% Moisture: | Level: (low/med) Low

Analysis Batch No.: 398685 | Units: ug/L

CAS NO.	COMPOUND NAME	RESULT	Q	RL	MDL
71-55-6	1,1,1-Trichloroethane	1.0	U	1.0	0.10
79-34-5	1,1,2,2-Tetrachloroethane	1.0	U	1.0	0.10
76-13-1	1,1,2-Trichloro-1,2,2-trifluoroethane	1.0	U	1.0	0.10
79-00-5	1,1,2-Trichloroethane	1.0	U	1.0	0.10
75-34-3	1,1-Dichloroethane	1.0	U	1.0	0.10
75-35-4	1,1-Dichloroethene	1.0	U	1.0	0.10
120-82-1	1,2,4-Trichlorobenzene	1.0	U	1.0	0.10
96-12-8	1,2-Dibromo-3-Chloropropane	1.0	U	1.0	0.10
106-93-4	1,2-Dibromoethane	1.0	U	1.0	0.10
95-50-1	1,2-Dichlorobenzene	1.0	U	1.0	0.10
107-06-2	1,2-Dichloroethane	1.0	U	1.0	0.10
78-87-5	1,2-Dichloropropane	1.0	U	1.0	0.10
541-73-1	1,3-Dichlorobenzene	1.0	U	1.0	0.10
106-46-7	1,4-Dichlorobenzene	1.0	U	1.0	0.10
591-78-6	2-Hexanone	1.0	U	1.0	0.10
67-64-1	Acetone	1.0	U	1.0	0.10
71-43-2	Benzene	1.0	U	1.0	0.10
75-27-4	Bromodichloromethane	1.0	U	1.0	0.10
75-25-2	Bromoform	1.0	U	1.0	0.10
74-83-9	Bromomethane	1.0	U	1.0	0.10
75-15-0	Carbon disulfide	1.0	U	1.0	0.10
56-23-5	Carbon tetrachloride	1.0	U	1.0	0.10
108-90-7	Chlorobenzene	1.0	U	1.0	0.10
75-45-6	Chlorodifluoromethane	1.0	U	1.0	0.10
75-00-3	Chloroethane	1.0	U	1.0	0.10
67-66-3	Chloroform	1.0	U	1.0	0.10
74-87-3	Chloromethane	1.0	U	1.0	0.10
156-59-2	cis-1,2-Dichloroethene	1.0	U	1.0	0.10
10061-01-5	cis-1,3-Dichloropropene	1.0	U	1.0	0.10
110-82-7	Cyclohexane	1.0	U	1.0	0.10
124-48-1	Dibromochloromethane	1.0	U	1.0	0.10
75-71-8	Dichlorodifluoromethane	1.0	U	1.0	0.10
100-41-4	Ethylbenzene	1.0	U	1.0	0.10
75-69-4	Freon 11	1.0	U	1.0	0.10
76-15-3	Freon 115	1.0	U	1.0	0.10

FORM I
GC/MS VOA ORGANICS ANALYSIS DATA SHEET

Lab Name: TestAmerica Edison | Job No.: 460-122110-1

SDG No.:

Client Sample ID: | Lab Sample ID: MB 460-398685/7

Matrix: Water | Lab File ID: V47429.D

Analysis Method: OLM04.2/VOL | Date Collected:

Sample wt/vol: 5(mL) | Date Analyzed: 10/20/2016 21:45

Soil Aliquot Vol: | Dilution Factor: 1

Soil Extract Vol.: | GC Column: Rtx-624 ID: 0.25(mm)

% Moisture: | Level: (low/med) Low

Analysis Batch No.: 398685 | Units: ug/L

CAS NO.	COMPOUND NAME	RESULT	Q	RL	MDL
306-83-2	Freon 123	1.0	U	1.0	0.10
75-37-6	Freon 152a	1.0	U	1.0	0.10
98-82-8	Isopropylbenzene	1.0	U	1.0	0.10
179601-23-1	m&p-Xylene	1.0	U	1.0	0.10
79-20-9	Methyl acetate	1.0	U	1.0	0.10
78-93-3	Methyl ethyl ketone (MEK)	1.0	U	1.0	0.10
108-10-1	Methyl isobutyl ketone (MIBK)	1.0	U	1.0	0.10
1634-04-4	Methyl tert-butyl ether	1.0	U	1.0	0.10
108-87-2	Methylcyclohexane	1.0	U	1.0	0.10
75-09-2	Methylene Chloride	1.0	U	1.0	0.10
95-47-6	o-Xylene	1.0	U	1.0	0.10
100-42-5	Styrene	1.0	U	1.0	0.10
127-18-4	Tetrachloroethene	1.0	U	1.0	0.10
108-88-3	Toluene	1.0	U	1.0	0.10
156-60-5	trans-1,2-Dichloroethene	1.0	U	1.0	0.10
10061-02-6	trans-1,3-Dichloropropene	1.0	U	1.0	0.10
79-01-6	Trichloroethene	1.0	U	1.0	0.10
75-01-4	Vinyl chloride	1.0	U	1.0	0.10
1330-20-7	Xylenes, Total	1.0	U	1.0	0.10

CAS NO.	SURROGATE	%REC	Q	LIMITS
17060-07-0	1,2-Dichloroethane-d4 (Surr)	100		76-114
460-00-4	4-Bromofluorobenzene	97		86-115
2037-26-5	Toluene-d8 (Surr)	98		88-110

FORM I
GC/MS VOA ORGANICS ANALYSIS DATA SHEET
TENTATIVELY IDENTIFIED COMPOUNDS

Lab Name: TestAmerica Edison Job No.: 460-122110-1

SDG No.:

Client Sample ID: Lab Sample ID: MB 460-398685/7

Matrix: Water Lab File ID: V47429.D

Analysis Method: OLM04.2/VOL Date Collected:

Sample wt/vol: 5(mL) Date Analyzed: 10/20/2016 21:45

Soil Aliquot Vol: Dilution Factor: 1

Soil Extract Vol.: GC Column: Rtx-624 ID: 0.25(mm)

% Moisture: Level: (low/med) Low

Analysis Batch No.: 398685 Units: ug/L

Number TICs Found: 0 TIC Result Total: 0

CAS NO.	COMPOUND NAME	RT	RESULT	Q	MATCH QUALITY
	Tentatively Identified Compound		None		

FORM III
GC/MS VOA LAB CONTROL SAMPLE RECOVERY

Lab Name: TestAmerica Edison Job No.: 460-122110-1

SDG No.:

Matrix: Water Level: Low Lab File ID: V47425.D

Lab ID: LCS 460-398685/3 Client ID:

COMPOUND	SPIKE ADDED (ug/L)	LCS CONCENTRATION (ug/L)	LCS % REC	QC LIMITS REC	#
1,1,1-Trichloroethane	50.0	54.8	110	70-130	
1,1,2,2-Tetrachloroethane	50.0	56.5	113	70-130	
1,1,2-Trichloro-1,2,2-trifluoroethane	50.0	52.4	105	70-130	
1,1,2-Trichloroethane	50.0	52.9	106	70-130	
1,1-Dichloroethane	50.0	52.1	104	70-130	
1,1-Dichloroethene	50.0	53.2	106	61-145	
1,2,4-Trichlorobenzene	50.0	55.5	111	70-130	
1,2-Dibromo-3-Chloropropane	50.0	56.4	113	70-130	
1,2-Dibromoethane	50.0	54.1	108	70-130	
1,2-Dichlorobenzene	50.0	54.3	109	70-130	
1,2-Dichloroethane	50.0	51.2	102	70-130	
1,2-Dichloropropane	50.0	53.3	107	70-130	
1,3-Dichlorobenzene	50.0	53.7	107	70-130	
1,4-Dichlorobenzene	50.0	53.4	107	70-130	
2-Hexanone	50.0	59.0	118	70-130	
Acetone	50.0	51.9	104	70-130	
Benzene	50.0	53.5	107	76-127	
Bromodichloromethane	50.0	52.7	105	70-130	
Bromoform	50.0	54.1	108	70-130	
Bromomethane	50.0	52.0	104	70-130	
Carbon disulfide	50.0	49.9	100	70-130	
Carbon tetrachloride	50.0	53.8	108	70-130	
Chlorobenzene	50.0	53.5	107	75-130	
Chlorodifluoromethane	50.0	51.5	103	70-130	
Chloroethane	50.0	53.1	106	70-130	
Chloroform	50.0	51.5	103	70-130	
Chloromethane	50.0	51.3	103	70-130	
cis-1,2-Dichloroethene	50.0	49.1	98	70-130	
cis-1,3-Dichloropropene	50.0	53.1	106	70-130	
Cyclohexane	50.0	53.6	107	70-130	
Dibromochloromethane	50.0	53.0	106	70-130	
Dichlorodifluoromethane	50.0	52.1	104	70-130	
Ethylbenzene	50.0	53.4	107	70-130	
Freon 11	50.0	52.1	104	70-130	
Freon 115	50.0	49.4	99	70-130	
Freon 123	50.0	52.7	105	70-130	
Freon 152a	50.0	51.4	103	70-130	
Isopropylbenzene	50.0	53.2	106	70-130	
m&p-Xylene	100	109	109	70-130	
Methyl acetate	50.0	52.4	105	70-130	
Methyl ethyl ketone (MEK)	50.0	48.3	97	70-130	

Column to be used to flag recovery and RPD values

FORM III OLM04.2/VOL

FORM III
GC/MS VOA LAB CONTROL SAMPLE RECOVERY

Lab Name: TestAmerica Edison Job No.: 460-122110-1

SDG No.:

Matrix: Water Level: Low Lab File ID: V47425.D

Lab ID: LCS 460-398685/3 Client ID:

COMPOUND	SPIKE ADDED (ug/L)	LCS CONCENTRATION (ug/L)	LCS % REC	QC LIMITS REC	#
Methyl isobutyl ketone (MIBK)	50.0	54.8	110	70-130	
Methyl tert-butyl ether	50.0	51.6	103	70-130	
Methylcyclohexane	50.0	52.7	105	70-130	
Methylene Chloride	50.0	49.6	99	70-130	
o-Xylene	50.0	53.3	107	70-130	
Styrene	50.0	53.9	108	70-130	
Tetrachloroethene	50.0	54.4	109	70-130	
Toluene	50.0	53.5	107	76-125	
trans-1,2-Dichloroethene	50.0	50.7	101	70-130	
trans-1,3-Dichloropropene	50.0	52.6	105	70-130	
Trichloroethene	50.0	52.0	104	71-120	
Vinyl chloride	50.0	51.9	104	70-130	
Xylenes, Total	150	162	108	70-130	

Column to be used to flag recovery and RPD values

FORM III OLM04.2/VOL

NOT IN SDG

FORM III
GC/MS VOA MATRIX SPIKE RECOVERY

Lab Name: TestAmerica Edison Job No.: 460-122110-1

SDG No.:

Matrix: Water Level: Low Lab File ID: V47448.D

Lab ID: 460-122202-A-1 MS Client ID:

COMPOUND	SPIKE ADDED (ug/L)	SAMPLE CONCENTRATION (ug/L)	MS CONCENTRATION (ug/L)	MS % REC	QC LIMITS REC	#
1,1,1-Trichloroethane	50.0	1.0 U	48.2	96	70-130	
1,1,2,2-Tetrachloroethane	50.0	1.0 U	59.8	120	70-130	
1,1,2-Trichloro-1,2,2-trifluoroethane	50.0	5.8	54.2	97	70-130	
1,1,2-Trichloroethane	50.0	1.0 U	53.8	108	70-130	
1,1-Dichloroethane	50.0	1.0 U	50.3	101	70-130	
1,1-Dichloroethene	50.0	0.78 J	47.9	94	61-145	
1,2,4-Trichlorobenzene	50.0	1.0 U	49.5	99	70-130	
1,2-Dibromo-3-Chloropropane	50.0	1.0 U	60.9	122	70-130	
1,2-Dibromoethane	50.0	1.0 U	53.1	106	70-130	
1,2-Dichlorobenzene	50.0	1.0 U	50.2	100	70-130	
1,2-Dichloroethane	50.0	1.0 U	50.2	100	70-130	
1,2-Dichloropropane	50.0	1.0 U	50.5	101	70-130	
1,3-Dichlorobenzene	50.0	1.0 U	48.8	98	70-130	
1,4-Dichlorobenzene	50.0	1.0 U	49.1	98	70-130	
2-Hexanone	50.0	1.0 U	63.5	127	70-130	
Acetone	50.0	1.0 U	45.8	92	70-130	
Benzene	50.0	1.0 U	50.3	101	76-127	
Bromodichloromethane	50.0	1.0 U	50.3	101	70-130	
Bromoform	50.0	1.0 U	54.1	108	70-130	
Bromomethane	50.0	1.0 U	48.4	97	70-130	
Carbon disulfide	50.0	1.0 U	44.6	89	70-130	
Carbon tetrachloride	50.0	1.0 U	45.3	91	70-130	
Chlorobenzene	50.0	1.0 U	50.2	100	75-130	
Chlorodifluoromethane	50.0	4.1	51.4	95	70-130	
Chloroethane	50.0	1.0 U	49.6	99	70-130	
Chloroform	50.0	0.27 J	50.0	99	70-130	
Chloromethane	50.0	0.14 J	48.0	96	70-130	
cis-1,2-Dichloroethene	50.0	99	135	71	70-130	
cis-1,3-Dichloropropene	50.0	1.0 U	49.1	98	70-130	
Cyclohexane	50.0	1.0 U	50.2	100	70-130	
Dibromochloromethane	50.0	1.0 U	52.3	105	70-130	
Dichlorodifluoromethane	50.0	1.0 U	50.1	100	70-130	
Ethylbenzene	50.0	1.0 U	47.9	96	70-130	
Freon 11	50.0	1.0 U	49.7	99	70-130	
Freon 115	50.0	1.0 U	47.6	95	70-130	
Freon 123	50.0	1.0 U	50.8	102	70-130	
Freon 152a	50.0	1.0 U	49.5	99	70-130	
Isopropylbenzene	50.0	1.0 U	48.5	97	70-130	
m&p-Xylene	100	1.0 U	97.5	97	70-130	
Methyl acetate	50.0	1.0 U	50.8	102	70-130	
Methyl ethyl ketone (MEK)	50.0	1.0 U	52.8	106	70-130	

Column to be used to flag recovery and RPD values

FORM III OLM04.2/VOL

FORM III
GC/MS VOA MATRIX SPIKE RECOVERY

Lab Name: TestAmerica Edison Job No.: 460-122110-1

SDG No.:

Matrix: Water Level: Low Lab File ID: V47448.D

Lab ID: 460-122202-A-1 MS Client ID:

COMPOUND	SPIKE ADDED (ug/L)	SAMPLE CONCENTRATION (ug/L)	MS CONCENTRATION (ug/L)	MS % REC	QC LIMITS REC	#
Methyl isobutyl ketone (MIBK)	50.0	1.0 U	61.4	123	70-130	
Methyl tert-butyl ether	50.0	0.12 J	50.7	101	70-130	
Methylcyclohexane	50.0	1.0 U	49.2	98	70-130	
Methylene Chloride	50.0	0.28 J	49.6	99	70-130	
o-Xylene	50.0	1.0 U	48.9	98	70-130	
Styrene	50.0	1.0 U	48.2	96	70-130	
Tetrachloroethene	50.0	24	65.6	83	70-130	
Toluene	50.0	1.0 U	50.0	100	76-125	
trans-1,2-Dichloroethene	50.0	2.0	49.4	95	70-130	
trans-1,3-Dichloropropene	50.0	1.0 U	50.4	101	70-130	
Trichloroethene	50.0	28	72.2	88	71-120	
Vinyl chloride	50.0	1.0 U	47.6	95	70-130	
Xylenes, Total	150	1.0 U	146	98	70-130	

Column to be used to flag recovery and RPD values

FORM III OLM04.2/VOL

FORM III
GC/MS VOA MATRIX SPIKE DUPLICATE RECOVERY

Lab Name: TestAmerica Edison Job No.: 460-122110-1

SDG No.:

Matrix: Water Level: Low Lab File ID: V47449.D

Lab ID: 460-122202-A-1 MSD Client ID:

COMPOUND	SPIKE ADDED (ug/L)	MSD CONCENTRATION (ug/L)	MSD % REC	% RPD	QC LIMITS RPD	QC LIMITS REC	#
1,1,1-Trichloroethane	50.0	54.0	108	11	30	70-130	
1,1,2,2-Tetrachloroethane	50.0	71.2	142	17	30	70-130	F1
1,1,2-Trichloro-1,2,2-trifluoroethane	50.0	61.6	112	13	30	70-130	
1,1,2-Trichloroethane	50.0	59.4	119	10	30	70-130	
1,1-Dichloroethane	50.0	56.5	113	12	30	70-130	
1,1-Dichloroethene	50.0	54.2	107	12	14	61-145	
1,2,4-Trichlorobenzene	50.0	58.5	117	17	30	70-130	
1,2-Dibromo-3-Chloropropane	50.0	74.1	148	20	30	70-130	F1
1,2-Dibromoethane	50.0	60.5	121	13	30	70-130	
1,2-Dichlorobenzene	50.0	57.8	116	14	30	70-130	
1,2-Dichloroethane	50.0	57.4	115	13	30	70-130	
1,2-Dichloropropane	50.0	56.8	114	12	30	70-130	
1,3-Dichlorobenzene	50.0	56.6	113	15	30	70-130	
1,4-Dichlorobenzene	50.0	56.8	114	15	30	70-130	
2-Hexanone	50.0	71.6	143	12	30	70-130	F1
Acetone	50.0	51.3	103	11	30	70-130	
Benzene	50.0	56.2	112	11	11	76-127	
Bromodichloromethane	50.0	56.2	112	11	30	70-130	
Bromoform	50.0	62.5	125	14	30	70-130	
Bromomethane	50.0	54.2	108	11	30	70-130	
Carbon disulfide	50.0	51.6	103	15	30	70-130	
Carbon tetrachloride	50.0	52.0	104	14	30	70-130	
Chlorobenzene	50.0	56.0	112	11	13	75-130	
Chlorodifluoromethane	50.0	59.9	112	15	30	70-130	
Chloroethane	50.0	56.3	113	13	30	70-130	
Chloroform	50.0	55.9	111	11	30	70-130	
Chloromethane	50.0	55.0	110	14	30	70-130	
cis-1,2-Dichloroethene	50.0	146	94	8	30	70-130	
cis-1,3-Dichloropropene	50.0	56.1	112	13	30	70-130	
Cyclohexane	50.0	57.9	116	14	30	70-130	
Dibromochloromethane	50.0	59.8	120	13	30	70-130	
Dichlorodifluoromethane	50.0	57.2	114	13	30	70-130	
Ethylbenzene	50.0	53.7	107	11	30	70-130	
Freon 11	50.0	57.8	116	15	30	70-130	
Freon 115	50.0	52.6	105	10	30	70-130	
Freon 123	50.0	57.8	116	13	30	70-130	
Freon 152a	50.0	56.5	113	13	30	70-130	
Isopropylbenzene	50.0	56.2	112	15	30	70-130	
m&p-Xylene	100	109	109	12	30	70-130	
Methyl acetate	50.0	58.4	117	14	30	70-130	
Methyl ethyl ketone (MEK)	50.0	60.3	121	13	30	70-130	

Column to be used to flag recovery and RPD values

FORM III OLM04.2/VOL

FORM III
GC/MS VOA MATRIX SPIKE DUPLICATE RECOVERY

Lab Name: TestAmerica Edison Job No.: 460-122110-1

SDG No.:

Matrix: Water Level: Low Lab File ID: V47449.D

Lab ID: 460-122202-A-1 MSD Client ID:

COMPOUND	SPIKE ADDED (ug/L)	MSD CONCENTRATION (ug/L)	MSD % REC	% RPD	QC LIMITS RPD	QC LIMITS REC	#
Methyl isobutyl ketone (MIBK)	50.0	69.5	139	12	30	70-130	F1
Methyl tert-butyl ether	50.0	58.4	117	14	30	70-130	
Methylcyclohexane	50.0	55.7	111	12	30	70-130	
Methylene Chloride	50.0	55.9	111	12	30	70-130	
o-Xylene	50.0	54.0	108	10	30	70-130	
Styrene	50.0	53.1	106	10	30	70-130	
Tetrachloroethene	50.0	72.0	96	9	30	70-130	
Toluene	50.0	54.9	110	9	13	76-125	
trans-1,2-Dichloroethene	50.0	55.2	107	11	30	70-130	
trans-1,3-Dichloropropene	50.0	56.8	114	12	30	70-130	
Trichloroethene	50.0	77.6	99	7	14	71-120	
Vinyl chloride	50.0	54.7	109	14	30	70-130	
Xylenes, Total	150	163	109	11	30	70-130	

Column to be used to flag recovery and RPD values

FORM III OLM04.2/VOL

FORM V
GC/MS VOA INSTRUMENT PERFORMANCE CHECK
BROMOFLUOROBENZENE (BFB)

Lab Name: TestAmerica Edison Job No.: 460-122110-1

SDG No.:

Lab File ID: V47380.D BFB Injection Date: 10/19/2016

Instrument ID: CVOAMS7 BFB Injection Time: 21:21

Analysis Batch No.: 398453

M/E	ION ABUNDANCE CRITERIA	% RELATIVE ABUNDANCE	
50	8.0 - 40.0% of mass 95	16.3	
75	30.0 - 66.0% of mass 95	45.2	
95	Base peak, 100% relative abundance	100.0	
96	5.0 - 9.0% of mass 95	6.7	
173	Less than 2.0% of mass 174	0.2	(0.3) 1
174	50.0 - 120.0% of mass 95	81.7	
175	4.0 - 9.0 % of mass 174	6.7	(8.2) 1
176	93.0 - 101.0% of mass 174	79.2	(97.0) 1
177	5.0 - 9.0% of mass 176	5.4	(6.8) 2

1-Value is % mass 174 2-Value is % mass 176

THIS CHECK APPLIES TO THE FOLLOWING SAMPLES, MS, MSD, BLANKS AND STANDARDS:

CLIENT SAMPLE ID	LAB SAMPLE ID	LAB FILE ID	DATE ANALYZED	TIME ANALYZED
	STD1 460-398453/6	V47385.D	10/19/2016	23:22
	STD20 460-398453/7	V47386.D	10/19/2016	23:44
	STD100 460-398453/8	V47387.D	10/20/2016	00:07
	STD200 460-398453/9	V47388.D	10/20/2016	00:29
	STD50 460-398453/11	V47390.D	10/20/2016	01:27

FORM VI
GC/MS VOA BY INTERNAL STANDARD - INITIAL CALIBRATION DATA
CURVE EVALUATION

Lab Name: TestAmerica Edison Job No.: 460-122110-1 Analy Batch No.: 398453

SDG No.:

Instrument ID: CVOAMS7 GC Column: Rtx-624 ID: 0.25(mm) Heated Purge: (Y/N) N

Calibration Start Date: 10/19/2016 23:22 Calibration End Date: 10/20/2016 01:27 Calibration ID: 58531

Calibration Files:

LEVEL:	LAB SAMPLE ID:	LAB FILE ID:
Level 1	STD1 460-398453/6	V47385.D
Level 2	STD20 460-398453/7	V47386.D
Level 3	STD50 460-398453/11	V47390.D
Level 4	STD100 460-398453/8	V47387.D
Level 5	STD200 460-398453/9	V47388.D

ANALYTE	RRF					CURVE TYPE	COEFFICIENT			#	MIN RRF	%RSD	#	MAX %RSD	R^2 OR COD	#	MIN R^2 OR COD
	LVL 1	LVL 2	LVL 3	LVL 4	LVL 5		B	M1	M2								
Freon 115	0.1060	0.1344	0.1240	0.1458	0.1507	Ave		0.1322			0.0100	13.6		100.0			
Chlorotrifluoroethene	0.7163	0.5120	0.4640	0.5813	0.5750	Ave		0.5697			0.0100	16.7		100.0			
Freon 152a	2.4763	2.0699	1.9417	2.1190	2.0924	Ave		2.1399			0.0100	9.3		100.0			
Dichlorodifluoromethane	1.6118	1.5435	1.3654	1.4706	1.3641	Ave		1.4711			0.0100	7.4		100.0			
Chlorodifluoromethane	2.9228	2.3489	2.2038	2.4267	2.3735	Ave		2.4551			0.0100	11.2		100.0			
Chlorotrifluoromethane	0.0609	0.1298	0.1163	0.1261	0.1281	Ave		0.1122			0.0100	26.0		100.0			
Chloromethane	3.4029	2.8713	2.7526	2.6964	2.7530	Ave		2.8953			0.0100	10.0		100.0			
Vinyl chloride	3.1935	2.6894	2.6218	2.5644	2.5987	Ave		2.7335			0.1000	9.6		20.5			
Bromomethane	1.4352	1.1119	1.2444	1.2697	1.3712	Ave		1.2865			0.1000	9.7		20.5			
Chloroethane	2.2660	1.8100	1.7147	1.7288	1.7591	Ave		1.8557			0.0100	12.5		100.0			
Freon 11	3.4156	3.1004	2.7472	2.8968	2.7312	Ave		2.9782			0.0100	9.6		100.0			
1,2-Dichloro-1,1,2-trifluoroethane	3.2897	2.4004	2.2959	2.5498	2.4590	Ave		2.5990			0.0100	15.3		100.0			
Freon 123	4.0728	2.8746	2.7476	3.0640	2.9868	Ave		3.1492			0.0100	16.8		100.0			
1,1,2-Trichloro-1,2,2-trifluoroethane	2.2941	1.9852	1.8186	1.9477	1.7709	Ave		1.9633			0.0100	10.4		100.0			
1,1-Dichloroethene	2.2324	1.9770	1.9480	1.9283	1.9759	Ave		2.0123			0.1000	6.2		20.5			
Acetone	1.3390	0.6004	0.6700	0.5496	0.5696	Ave		0.7457			0.0100	44.9		100.0			
Carbon disulfide	7.9843	6.0820	6.0322	5.9170	5.8847	Ave		6.3800			0.0100	14.1		100.0			
Methyl acetate	1.7995	1.5897	1.7475	1.5635	1.5552	Ave		1.6511			0.0100	6.9		100.0			
Methylene Chloride	3.4672	2.5701	2.4929	2.5001	2.5158	Ave		2.7092			0.0100	15.7		100.0			
Methyl tert-butyl ether	7.0582	7.0540	7.0002	6.7110	6.5456	Ave		6.8738			0.0100	3.4		100.0			
trans-1,2-Dichloroethene	2.6087	2.3374	2.1977	2.3092	2.3341	Ave		2.3574			0.0100	6.4		100.0			
1,1-Dichloroethane	5.2629	4.3763	4.1893	4.2697	4.2436	Ave		4.4684			0.2000	10.1		20.5			
cis-1,2-Dichloroethene	2.9368	2.5380	2.5006	2.5330	2.5488	Ave		2.6115			0.0100	7.0		100.0			
Methyl ethyl ketone (MEK)	1.2858	0.8797	1.0458	0.8488	0.8614	Ave		0.9843			0.0100	18.9		100.0			
Chloroform	4.7432	4.0636	3.8848	3.9467	3.9250	Ave		4.1127			0.2000	8.7		20.5			
Cyclohexane	0.6138	0.5760	0.5843	0.5851	0.5621	Ave		0.5842			0.0100	3.2		100.0			
1,1,1-Trichloroethane	0.5817	0.4953	0.5173	0.5008	0.5233	Ave		0.5237			0.1000	6.6		20.5			
Carbon tetrachloride	0.4228	0.3483	0.3855	0.3692	0.3914	Ave		0.3834			0.1000	7.2		20.5			
Benzene	1.5932	1.5084	1.5639	1.5240	1.4611	Ave		1.5301			0.5000	3.3		20.5			
1,2-Dichloroethane	3.1862	2.9495	2.9442	2.9333	2.9640	Ave		2.9954			0.1000	3.6		20.5			
Trichloroethene	0.4325	0.3715	0.3811	0.3736	0.3834	Ave		0.3884			0.3000	6.5		20.5			
Methylcyclohexane	0.6150	0.5952	0.6223	0.6001	0.5782	Ave		0.6022			0.0100	2.9		100.0			

Note: The m1 coefficient is the same as Ave RRF for an Ave curve type.

FORM VI
GC/MS VOA BY INTERNAL STANDARD - INITIAL CALIBRATION DATA
CURVE EVALUATION

Lab Name: TestAmerica Edison Job No.: 460-122110-1 Analy Batch No.: 398453

SDG No.:

Instrument ID: CVOAMS7 GC Column: Rtx-624 ID: 0.25(mm) Heated Purge: (Y/N) N

Calibration Start Date: 10/19/2016 23:22 Calibration End Date: 10/20/2016 01:27 Calibration ID: 58531

ANALYTE	RRF					CURVE TYPE	COEFFICIENT			#	MIN RRF	%RSD	#	MAX %RSD	R^2 OR COD	#	MIN R^2 OR COD
	LVL 1	LVL 2	LVL 3	LVL 4	LVL 5		B	M1	M2								
1,2-Dichloropropane	0.4298	0.3858	0.3957	0.3920	0.4062	Ave		0.4019			0.0100	4.3		100.0			
Bromodichloromethane	0.4503	0.4655	0.4877	0.4850	0.5006	Ave		0.4778			0.2000	4.2		20.5			
cis-1,3-Dichloropropene	0.5288	0.5226	0.5611	0.5687	0.6021	Ave		0.5567			0.2000	5.8		20.5			
Methyl isobutyl ketone (MIBK)	0.2919	0.2713	0.3495	0.2867	0.3043	Ave		0.3007			0.0100	9.9		100.0			
Toluene	1.6678	1.6648	1.7044	1.6227	1.5299	Ave		1.6379			0.4000	4.1		20.5			
trans-1,3-Dichloropropene	0.3984	0.4417	0.5042	0.4952	0.5374	Ave		0.4754			0.1000	11.6		20.5			
1,1,2-Trichloroethane	0.3302	0.3341	0.3565	0.3343	0.3497	Ave		0.3410			0.1000	3.4		20.5			
Tetrachloroethene	0.3188	0.2660	0.2785	0.2691	0.2811	Ave		0.2827			0.2000	7.5		20.5			
2-Hexanone	0.1692	0.1815	0.2350	0.1899	0.2064	Ave		0.1964			0.0100	13.0		100.0			
Dibromochloromethane	0.3312	0.3202	0.3576	0.3440	0.3694	Ave		0.3445			0.1000	5.7		20.5			
1,2-Dibromoethane	0.3318	0.3349	0.3622	0.3275	0.3455	Ave		0.3404			0.0100	4.1		100.0			
Chlorobenzene	1.2393	1.0718	1.0875	1.0420	1.0241	Ave		1.0929			0.5000	7.8		20.5			
Ethylbenzene	0.5612	0.5459	0.5852	0.5620	0.5906	Ave		0.5690			0.1000	3.3		20.5			
m&p-Xylene	1.4259	1.3725	1.4353	1.3566	1.3389	Ave		0.6950			0.3000	3.4		100.0			
o-Xylene	0.6750	0.6715	0.7143	0.6888	0.7253	Ave		0.6950			0.3000	3.4		100.0			
Styrene	1.1126	1.1793	1.2479	1.1964	1.2113	Ave		1.1895			0.3000	4.2		20.5			
Bromoform	0.1627	0.1739	0.2131	0.2012	0.2265	Ave		0.1955			0.1000	13.6		20.5			
Isopropylbenzene	1.7832	1.8318	1.8660	1.7621	1.5655	Ave		1.7617			0.0100	6.6		100.0			
1,1,2,2-Tetrachloroethane	0.3813	0.3784	0.4547	0.4038	0.4368	Ave		0.4110			0.3000	8.2		20.5			
1,3-Dichlorobenzene	0.8838	0.8550	0.8800	0.8544	0.8562	Ave		0.8659			0.6000	1.7		20.5			
1,4-Dichlorobenzene	0.9819	0.8754	0.9015	0.8767	0.8782	Ave		0.9027			0.5000	5.0		20.5			
1,2-Dichlorobenzene	0.9008	0.8300	0.8630	0.8320	0.8349	Ave		0.8521			0.4000	3.6		20.5			
1,2-Dibromo-3-Chloropropane	0.0760	0.0596	0.0773	0.0631	0.0694	Ave		0.0691			0.0100	11.3		100.0			
1,2,4-Trichlorobenzene	0.6094	0.4989	0.5563	0.5362	0.5591	Ave		0.5520			0.2000	7.3		20.5			
1,2-Dichloroethane-d4 (Surr)	2.7678	2.0888	1.3080	1.8915	1.9801	Ave		2.0072			0.0100	26.0		100.0			
Toluene-d8 (Surr)	1.1688	1.0228	0.6936	0.9285	0.9528	Ave		0.9533			0.0100	18.1		100.0			
4-Bromofluorobenzene	0.5121	0.4201	0.3652	0.3973	0.4257	Ave		0.4241			0.2000	12.9		20.5			

Note: The m1 coefficient is the same as Ave RRF for an Ave curve type.

FORM V
GC/MS VOA INSTRUMENT PERFORMANCE CHECK
BROMOFLUOROBENZENE (BFB)

Lab Name: TestAmerica Edison Job No.: 460-122110-1

SDG No.:

Lab File ID: V47423.D BFB Injection Date: 10/20/2016

Instrument ID: CVOAMS7 BFB Injection Time: 19:24

Analysis Batch No.: 398685

M/E	ION ABUNDANCE CRITERIA	% RELATIVE ABUNDANCE	
50	8.0 - 40.0% of mass 95	17.8	
75	30.0 - 66.0% of mass 95	46.8	
95	Base peak, 100% relative abundance	100.0	
96	5.0 - 9.0% of mass 95	6.1	
173	Less than 2.0% of mass 174	0.7	(1.0) 1
174	50.0 - 120.0% of mass 95	75.1	
175	4.0 - 9.0 % of mass 174	5.5	(7.3) 1
176	93.0 - 101.0% of mass 174	74.0	(98.6) 1
177	5.0 - 9.0% of mass 176	5.3	(7.1) 2

1-Value is % mass 174 2-Value is % mass 176

THIS CHECK APPLIES TO THE FOLLOWING SAMPLES, MS, MSD, BLANKS AND STANDARDS:

CLIENT SAMPLE ID	LAB SAMPLE ID	LAB FILE ID	DATE ANALYZED	TIME ANALYZED
	CCVIS 460-398685/2	V47424.D	10/20/2016	19:52
	LCS 460-398685/3	V47425.D	10/20/2016	20:15
	MB 460-398685/7	V47429.D	10/20/2016	21:45
QC-TB101416	460-122110-1	V47432.D	10/20/2016	22:53
MW-46ML-XX	460-122110-3	V47440.D	10/21/2016	01:54
MW-46MI-XX	460-122110-2	V47446.D	10/21/2016	04:10
	460-122202-A-1 MS	V47448.D	10/21/2016	04:56
	460-122202-A-1 MSD	V47449.D	10/21/2016	05:19
	STOBLK 460-398685/32	V47454.D	10/21/2016	07:14

FORM VII
GC/MS VOA CONTINUING CALIBRATION DATA

Lab Name: TestAmerica Edison Job No.: 460-122110-1

SDG No.:

Lab Sample ID: CCVIS 460-398685/2 Calibration Date: 10/20/2016 19:52

Instrument ID: CVOAMS7 Calib Start Date: 10/19/2016 23:22

GC Column: Rtx-624 ID: 0.25(mm) Calib End Date: 10/20/2016 01:27

Lab File ID: V47424.D Conc. Units: ug/L Heated Purge: (Y/N) N

ANALYTE	CURVE TYPE	AVE RRF	RRF	MIN RRF	CALC AMOUNT	SPIKE AMOUNT	%D	MAX %D
Freon 115	Ave	0.1322	0.1620		61.3	50.0	22.5	
Chlorotrifluoroethene	Ave	0.5697	0.5966		52.4	50.0	4.7	
Freon 152a	Ave	2.140	2.138		50.0	50.0	-0.0	
Dichlorodifluoromethane	Ave	1.471	1.498	0.0100	50.9	50.0	1.9	
Chlorodifluoromethane	Ave	2.455	2.508		51.1	50.0	2.2	
Chlorotrifluoromethane	Ave	0.1122	0.1361		60.6	50.0	21.2	
Chloromethane	Ave	2.895	2.960	0.0100	51.1	50.0	2.2	
Vinyl chloride	Ave	2.734	2.827	0.1000	51.7	50.0	3.4	25.0
Bromomethane	Ave	1.286	1.430	0.1000	55.6	50.0	11.2	25.0
Chloroethane	Ave	1.856	1.841	0.0100	49.6	50.0	-0.8	
Freon 11	Ave	2.978	3.035	0.0100	51.0	50.0	1.9	
1,2-Dichloro-1,1,2-trifluoro ethane	Ave	2.599	2.600		50.0	50.0	0.0	
Freon 123	Ave	3.149	3.133		49.7	50.0	-0.5	
1,1,2-Trichloro-1,2,2-triflu oroethane	Ave	1.963	1.996	0.0100	50.8	50.0	1.6	
1,1-Dichloroethene	Ave	2.012	2.102	0.1000	52.2	50.0	4.5	25.0
Acetone	Ave	0.7457	0.7353	0.0100	49.3	50.0	-1.4	
Carbon disulfide	Ave	6.380	6.779	0.0100	53.1	50.0	6.2	
Methyl acetate	Ave	1.651	1.686	0.0100	51.1	50.0	2.1	
Methylene Chloride	Ave	2.709	2.680	0.0100	49.5	50.0	-1.1	
Methyl tert-butyl ether	Ave	6.874	7.252	0.0100	52.8	50.0	5.5	
trans-1,2-Dichloroethene	Ave	2.357	2.499	0.0100	53.0	50.0	6.0	
1,1-Dichloroethane	Ave	4.468	4.445	0.2000	49.7	50.0	-0.5	25.0
cis-1,2-Dichloroethene	Ave	2.611	2.685	0.0100	51.4	50.0	2.8	
Methyl ethyl ketone (MEK)	Ave	0.9843	0.9757	0.0100	49.6	50.0	-0.9	
Chloroform	Ave	4.113	4.118	0.2000	50.1	50.0	0.1	25.0
Cyclohexane	Ave	0.5842	0.5854	0.0100	50.1	50.0	0.2	
1,1,1-Trichloroethane	Ave	0.5237	0.5430	0.1000	51.8	50.0	3.7	25.0
Carbon tetrachloride	Ave	0.3834	0.4190	0.1000	54.6	50.0	9.3	25.0
Benzene	Ave	1.530	1.606	0.5000	52.5	50.0	5.0	25.0
1,2-Dichloroethane	Ave	2.995	3.048	0.1000	50.9	50.0	1.7	25.0
Trichloroethene	Ave	0.3884	0.4227	0.3000	54.4	50.0	8.8	25.0
Methylcyclohexane	Ave	0.6022	0.6249	0.0100	51.9	50.0	3.8	
1,2-Dichloropropane	Ave	0.4019	0.4074	0.0100	50.7	50.0	1.4	
Bromodichloromethane	Ave	0.4778	0.5046	0.2000	52.8	50.0	5.6	25.0
cis-1,3-Dichloropropene	Ave	0.5567	0.5750	0.2000	51.6	50.0	3.3	25.0
Methyl isobutyl ketone (MIBK)	Ave	0.3007	0.2921	0.0100	48.6	50.0	-2.9	
Toluene	Ave	1.638	1.762	0.4000	53.8	50.0	7.6	25.0
trans-1,3-Dichloropropene	Ave	0.4754	0.5081	0.1000	53.4	50.0	6.9	25.0
1,1,2-Trichloroethane	Ave	0.3410	0.3535	0.1000	51.8	50.0	3.7	25.0

FORM VII
GC/MS VOA CONTINUING CALIBRATION DATA

Lab Name: TestAmerica Edison Job No.: 460-122110-1

SDG No.:

Lab Sample ID: CCVIS 460-398685/2 Calibration Date: 10/20/2016 19:52

Instrument ID: CVOAMS7 Calib Start Date: 10/19/2016 23:22

GC Column: Rtx-624 ID: 0.25(mm) Calib End Date: 10/20/2016 01:27

Lab File ID: V47424.D Conc. Units: ug/L Heated Purge: (Y/N) N

ANALYTE	CURVE TYPE	AVE RRF	RRF	MIN RRF	CALC AMOUNT	SPIKE AMOUNT	%D	MAX %D
Tetrachloroethene	Ave	0.2827	0.3026	0.2000	53.5	50.0	7.0	25.0
2-Hexanone	Ave	0.1964	0.1862	0.0100	47.4	50.0	-5.2	
Dibromochloromethane	Ave	0.3445	0.3509	0.1000	50.9	50.0	1.9	25.0
1,2-Dibromoethane	Ave	0.3404	0.3583	0.0100	52.6	50.0	5.3	
Chlorobenzene	Ave	1.093	1.107	0.5000	50.7	50.0	1.3	25.0
Ethylbenzene	Ave	0.5690	0.5990	0.1000	52.6	50.0	5.3	25.0
m&p-Xylene	Ave	1.386	1.497	0.3000	108	50.0	8.0	
o-Xylene	Ave	0.6950	0.7317	0.3000	52.6	50.0	5.3	
Styrene	Ave	1.189	1.262	0.3000	53.1	50.0	6.1	25.0
Bromoform	Ave	0.1955	0.2022	0.1000	51.7	50.0	3.4	25.0
Isopropylbenzene	Ave	1.762	1.915	0.0100	54.3	50.0	8.7	
1,1,2,2-Tetrachloroethane	Ave	0.4110	0.3843	0.3000	46.8	50.0	-6.5	25.0
1,3-Dichlorobenzene	Ave	0.8659	0.9044	0.6000	52.2	50.0	4.5	25.0
1,4-Dichlorobenzene	Ave	0.9027	0.9444	0.5000	52.3	50.0	4.6	25.0
1,2-Dichlorobenzene	Ave	0.8521	0.8801	0.4000	51.6	50.0	3.3	25.0
1,2-Dibromo-3-Chloropropane	Ave	0.0691	0.0659	0.0100	47.7	50.0	-4.6	
1,2,4-Trichlorobenzene	Ave	0.5520	0.5442	0.2000	49.3	50.0	-1.4	25.0
1,2-Dichloroethane-d4 (Surr)	Ave	2.007	1.337	0.0100	33.3	50.0	-33.4	
Toluene-d8 (Surr)	Ave	0.9533	0.6788	0.0100	35.6	50.0	-28.8	
4-Bromofluorobenzene	Ave	0.4241	0.3661	0.2000	43.2	50.0	-13.7	25.0

FORM IV
HPLC/IC METHOD BLANK SUMMARY

Lab Name: TestAmerica Pittsburgh Job No.: 460-122110-1

SDG No.:

Lab File ID: A-ICS2100 A 10-24-2016-17.d Lab Sample ID: MB 180-192097/17

Matrix: Water Date Extracted:

Instrument ID: CHIC2100A Date Analyzed: 10/24/2016 09:50

Level:(Low/Med) Low

THIS METHOD BLANK APPLIES TO THE FOLLOWING SAMPLES:

CLIENT SAMPLE ID	LAB SAMPLE ID	LAB FILE ID	DATE ANALYZED
	CCB 180-192097/15	A-ICS2100 A 10-24-2016-15.d	10/24/2016 09:11
	LCS 180-192097/16	A-ICS2100 A 10-24-2016-16.d	10/24/2016 09:27
MW-46MI-XX	460-122110-2	A-ICS2100 A 10-24-2016-18.d	10/24/2016 10:06
MW-46ML-XX	460-122110-3	A-ICS2100 A 10-24-2016-19.d	10/24/2016 10:21
MW-46ML-XX MS	460-122110-3 MS	A-ICS2100 A 10-24-2016-20.d	10/24/2016 10:37
MW-46ML-XX MSD	460-122110-3 MSD	A-ICS2100 A 10-24-2016-21.d	10/24/2016 10:52
	CCB 180-192097/27	A-ICS2100 A 10-24-2016-27.d	10/24/2016 12:25

FORM I
HPLC/IC ORGANICS ANALYSIS DATA SHEET

Lab Name: TestAmerica Pittsburgh
Job No.: 460-122110-1
SDG No.:
Client Sample ID:
Lab Sample ID: MB 180-192097/17
Matrix: Water
Lab File ID: A-ICS2100 A 10-24-2016-17.d
Analysis Method: 300.0
Date Collected:
Extraction Method:
Date Extracted:
Sample wt/vol: 1(mL)
Date Analyzed: 10/24/2016 09:50
Con. Extract Vol.:
Dilution Factor: 1
Injection Volume: 25(mL)
GC Column: AS-18 ID:
% Moisture:
GPC Cleanup:(Y/N) N
Analysis Batch No.: 192097
Units: mg/L

CAS NO.	COMPOUND NAME	RESULT	Q	RL	MDL
24959-67-9	Bromide	0.0025	U	0.0025	0.00045

FORM III
HPLC/IC LAB CONTROL SAMPLE RECOVERY

Lab Name: TestAmerica Pittsburgh Job No.: 460-122110-1

SDG No.:

Matrix: Water Level: Low Lab File ID: A-ICS2100 A 10-24-2016-16.d

Lab ID: LCS 180-192097/16 Client ID:

COMPOUND	SPIKE ADDED (mg/L)	LCS CONCENTRATION (mg/L)	LCS % REC	QC LIMITS REC	#
Bromide	0.100	0.104	104	90-110	

Column to be used to flag recovery and RPD values

FORM III 300.0

FORM III
HPLC/IC MATRIX SPIKE RECOVERY

Lab Name: TestAmerica Pittsburgh Job No.: 460-122110-1

SDG No.:

Matrix: Water Level: Low Lab File ID: A-ICS2100 A 10-24-2016-20.d

Lab ID: 460-122110-3 MS Client ID: MW-46ML-XX MS

COMPOUND	SPIKE ADDED (mg/L)	SAMPLE CONCENTRATION (mg/L)	MS CONCENTRATION (mg/L)	MS % REC	QC LIMITS REC	#
Bromide	0.0500	0.0025 U	0.0611	122	80-120	F1

Column to be used to flag recovery and RPD values

FORM III 300.0

FORM III
HPLC/IC MATRIX SPIKE DUPLICATE RECOVERY

Lab Name: TestAmerica Pittsburgh Job No.: 460-122110-1

SDG No.:

Matrix: Water Level: Low Lab File ID: A-ICS2100 A 10-24-2016-21.d

Lab ID: 460-122110-3 MSD Client ID: MW-46ML-XX MSD

COMPOUND	SPIKE ADDED (mg/L)	MSD CONCENTRATION (mg/L)	MSD % REC	% RPD	QC LIMITS RPD	QC LIMITS REC	#
Bromide	0.0500	0.0611	122	0	20	80-120	F1

Column to be used to flag recovery and RPD values

FORM III 300.0

HPLC/IC ANALYSIS RUN LOG

Lab Name: TestAmerica Pittsburgh Job No.: 460-122110-1

SDG No.:

Instrument ID: CHIC2100A Start Date: 10/24/2016 05:37

Analysis Batch Number: 192097 End Date: 10/24/2016 16:49

LAB SAMPLE ID	CLIENT SAMPLE ID	DATE ANALYZED	DILUTION FACTOR	LAB FILE ID	COLUMN ID
IC 180-192097/2		10/24/2016 05:37	1		AS-18
IC 180-192097/3		10/24/2016 05:53	1	A-ICS2100 A 10-24-2016-3.d	AS-18
IC 180-192097/4		10/24/2016 06:08	1	A-ICS2100 A 10-24-2016-4.d	AS-18
IC 180-192097/5		10/24/2016 06:24	1	A-ICS2100 A 10-24-2016-5.d	AS-18
IC 180-192097/6		10/24/2016 06:39	1	A-ICS2100 A 10-24-2016-6.d	AS-18
IC 180-192097/7		10/24/2016 06:55	1	A-ICS2100 A 10-24-2016-7.d	AS-18
IC 180-192097/8		10/24/2016 07:10	1	A-ICS2100 A 10-24-2016-8.d	AS-18
RINSE 180-192097/9		10/24/2016 07:26	1		AS-18
RINSE 180-192097/10		10/24/2016 07:41	1		AS-18
ZZZZZ		10/24/2016 07:57	1		AS-18
ZZZZZ		10/24/2016 08:12	1		AS-18
ICV 180-192097/13		10/24/2016 08:28	1	A-ICS2100 A 10-24-2016-13.d	AS-18
CCV 180-192097/14		10/24/2016 08:49	1	A-ICS2100 A 10-24-2016-14.d	AS-18
CCB 180-192097/15		10/24/2016 09:11	1	A-ICS2100 A 10-24-2016-15.d	AS-18
LCS 180-192097/16		10/24/2016 09:27	1	A-ICS2100 A 10-24-2016-16.d	AS-18
MB 180-192097/17		10/24/2016 09:50	1	A-ICS2100 A 10-24-2016-17.d	AS-18
460-122110-2		10/24/2016 10:06	1	A-ICS2100 A 10-24-2016-18.d	AS-18
460-122110-3		10/24/2016 10:21	1	A-ICS2100 A 10-24-2016-19.d	AS-18
460-122110-3 MS		10/24/2016 10:37	1	A-ICS2100 A 10-24-2016-20.d	AS-18
460-122110-3 MSD		10/24/2016 10:52	1	A-ICS2100 A 10-24-2016-21.d	AS-18
ZZZZZ		10/24/2016 11:08	1		AS-18
ZZZZZ		10/24/2016 11:23	1		AS-18
ZZZZZ		10/24/2016 11:39	1		AS-18
ZZZZZ		10/24/2016 11:54	1		AS-18
CCV 180-192097/26		10/24/2016 12:10	1	A-ICS2100 A 10-24-2016-26.d	AS-18
CCB 180-192097/27		10/24/2016 12:25	1	A-ICS2100 A 10-24-2016-27.d	AS-18
ZZZZZ		10/24/2016 12:41	1		AS-18
ZZZZZ		10/24/2016 12:57	1		AS-18
ZZZZZ		10/24/2016 13:12	1		AS-18
ZZZZZ		10/24/2016 13:28	1		AS-18
ZZZZZ		10/24/2016 13:43	1		AS-18
ZZZZZ		10/24/2016 13:59	1		AS-18
ZZZZZ		10/24/2016 14:30	1		AS-18
ZZZZZ		10/24/2016 14:45	1		AS-18
ZZZZZ		10/24/2016 15:01	1		AS-18
CCV 180-192097/38		10/24/2016 15:16	1		AS-18
CCB 180-192097/39		10/24/2016 15:32	1		AS-18
ZZZZZ		10/24/2016 15:47	1		AS-18

300.0

HPLC/IC ANALYSIS RUN LOG

Lab Name: TestAmerica Pittsburgh Job No.: 460-122110-1

SDG No.:

Instrument ID: CHIC2100A Start Date: 10/24/2016 05:37

Analysis Batch Number: 192097 End Date: 10/24/2016 16:49

LAB SAMPLE ID	CLIENT SAMPLE ID	DATE ANALYZED	DILUTION FACTOR	LAB FILE ID	COLUMN ID
ZZZZZ		10/24/2016 16:03	1		AS-18
ZZZZZ		10/24/2016 16:18	5		AS-18
CCV 180-192097/43		10/24/2016 16:34	1		AS-18
CCB 180-192097/44		10/24/2016 16:49	1		AS-18

300.0

FORM VI
HPLC/IC BY EXTERNAL STANDARD - INITIAL CALIBRATION DATA
CURVE EVALUATION

Lab Name: TestAmerica Pittsburgh Job No.: 460-122110-1 Analy Batch No.: 192097

SDG No.:

Instrument ID: CHIC2100A GC Column: AS-18 ID: Heated Purge: (Y/N) N

Calibration Start Date: 10/24/2016 05:37 Calibration End Date: 10/24/2016 07:10 Calibration ID: 33335

Calibration Files:

LEVEL:	LAB SAMPLE ID:	LAB FILE ID:
Level 1	IC 180-192097/3	A-ICS2100 A 10-24-2016-3.d
Level 2	IC 180-192097/4	A-ICS2100 A 10-24-2016-4.d
Level 3	IC 180-192097/5	A-ICS2100 A 10-24-2016-5.d
Level 4	IC 180-192097/6	A-ICS2100 A 10-24-2016-6.d
Level 5	IC 180-192097/7	A-ICS2100 A 10-24-2016-7.d
Level 6	IC 180-192097/8	A-ICS2100 A 10-24-2016-8.d

ANALYTE	CF				CURVE TYPE	COEFFICIENT			#	MIN CF	%RSD	#	MAX %RSD	R^2 OR COD	#	MIN R^2 OR COD
	LVL 1 LVL 5	LVL 2 LVL 6	LVL 3	LVL 4		B	M1	M2								
Bromide	1086200 1948740	1516600 2023415	1852680	1882500	Lin	-5860.0050	2042333.85							1.0000		0.9950

Note: The m1 coefficient is the same as Ave CF for an Ave curve type.

FORM VII
HPLC/IC CONTINUING CALIBRATION DATA

Lab Name: TestAmerica Pittsburgh Job No.: 460-122110-1

SDG No.:

Lab Sample ID: ICV 180-192097/13 Calibration Date: 10/24/2016 08:28

Instrument ID: CHIC2100A Calib Start Date: 10/24/2016 05:37

GC Column: AS-18 ID: Calib End Date: 10/24/2016 07:10

Lab File ID: A-ICS2100 A 10-24-2016-13.d Conc. Units: mg/L

ANALYTE	CURVE TYPE	AVE CF	CF	MIN CF	CALC AMOUNT	SPIKE AMOUNT	%D	MAX %D
Bromide	Lin		1853980		0.0483	0.0500	-3.5	10.0

FORM VII 300.0

FORM VII
HPLC/IC CONTINUING CALIBRATION DATA

Lab Name: TestAmerica Pittsburgh Job No.: 460-122110-1

SDG No.:

Lab Sample ID: CCV 180-192097/14 Calibration Date: 10/24/2016 08:49

Instrument ID: CHIC2100A Calib Start Date: 10/24/2016 05:37

GC Column: AS-18 ID: Calib End Date: 10/24/2016 07:10

Lab File ID: A-ICS2100 A 10-24-2016-14.d Conc. Units: mg/L

ANALYTE	CURVE TYPE	AVE CF	CF	MIN CF	CALC AMOUNT	SPIKE AMOUNT	%D	MAX %D
Bromide	Lin		2062220		0.104	0.100	3.8	10.0

FORM VII 300.0

FORM VII
HPLC/IC CONTINUING CALIBRATION DATA

Lab Name: TestAmerica Pittsburgh Job No.: 460-122110-1

SDG No.:

Lab Sample ID: CCV 180-192097/26 Calibration Date: 10/24/2016 12:10

Instrument ID: CHIC2100A Calib Start Date: 10/24/2016 05:37

GC Column: AS-18 ID: Calib End Date: 10/24/2016 07:10

Lab File ID: A-ICS2100 A 10-24-2016-26.d Conc. Units: mg/L

ANALYTE	CURVE TYPE	AVE CF	CF	MIN CF	CALC AMOUNT	SPIKE AMOUNT	%D	MAX %D
Bromide	Lin		2046180		0.103	0.100	3.1	10.0

FORM VII 300.0

COVER PAGE
GENERAL CHEMISTRY

Lab Name: TestAmerica Edison Job Number: 460-122110-1

SDG No.:

Project: LMC Great Neck- GWM

Client Sample ID	Lab Sample ID
MW-46MI-XX	460-122110-2
MW-46ML-XX	460-122110-3

Comments:

9-IN
DETECTION LIMITS
GENERAL CHEMISTRY

Lab Name: TestAmerica Edison Job Number: 460-122110-1

SDG Number:

Matrix: Water Instrument ID: NOEQUIP

Method: SM 4500 Cl- B MDL Date: 08/15/2016 11:43

Analyte	Wavelength/ Mass	RL (mg/L)	MDL (mg/L)
Chloride		5	0.839

FORM IX - IN

9-IN
CALIBRATION BLANK DETECTION LIMITS
GENERAL CHEMISTRY

Lab Name: TestAmerica Edison Job Number: 460-122110-1

SDG Number:

Matrix: Water Instrument ID: NOEQUIP

Method: SM 4500 Cl- B XMDL Date: 08/15/2016 11:43

Analyte	Wavelength/ Mass	XRL (mg/L)	XMDL (mg/L)
Chloride		5	0.839

FORM IX - IN

13-IN
ANALYSIS RUN LOG
GENERAL CHEMISTRY

Lab Name: TestAmerica Edison Job No.: 460-122110-1

SDG No.:

Instrument ID: NOEQUIP Method: SM 4500 Cl- B

Start Date: 10/22/2016 14:30 End Date: 10/22/2016 15:55

Lab Sample ID	D/F	Type	Time	Analytes																			
				CL-																			
ZZZZZZ			14:30																				
ZZZZZZ			14:30																				
ZZZZZZ			14:30																				
ZZZZZZ			14:30																				
ZZZZZZ			14:30																				
ZZZZZZ			14:30																				
ZZZZZZ			14:30																				
ZZZZZZ			14:30																				
ZZZZZZ			14:30																				
ZZZZZZ			14:30																				
ZZZZZZ			14:30																				
ZZZZZZ			14:30																				
ZZZZZZ			14:30																				
ZZZZZZ			14:30																				
ZZZZZZ			14:30																				
ZZZZZZ			14:30																				
ZZZZZZ			14:30																				
ZZZZZZ			14:30																				
ZZZZZZ			14:30																				
ZZZZZZ			14:30																				
ZZZZZZ			14:30																				
ZZZZZZ			14:30																				
MB 460-399047/24	1	T	14:30	X																			
LCSSRM 460-399047/25 ^2	2	T	14:30	X																			
ZZZZZZ			14:30																				
460-121963-E-1 MS	1	T	14:30	X																			
460-121963-E-1 MSD	1	T	14:30	X																			
ZZZZZZ			14:30																				
460-122110-2	1	T	14:30	X																			
460-122110-3	1	T	15:55	X																			

Prep Types
T = Total/NA

3-IN
METHOD BLANK
GENERAL CHEMISTRY

Lab Name: TestAmerica Edison Job No.: 460-122110-1

SDG No.:

Method	Lab Sample ID	Analyte	Result	Qual	Units	RL	Dil
Batch ID: 399047 Date: 10/22/2016 14:30							
SM 4500 Cl- B	MB 460-399047/24	Chloride	5.0	U	mg/L	5.0	1

FORM III-IN

7A-IN
LCS-CERTIFIED REFERENCE MATERIAL
GENERAL CHEMISTRY

Lab Name: TestAmerica Edison Job No.: 460-122110-1

SDG No.:

Matrix: Water

Method	Lab Sample ID	Analyte	Result	C	Unit	Spike Amount	Pct. Rec.	Limits	RPD	RPD Limit	Q
Batch ID: 399047 Date: 10/22/2016 14:30											
						LCS Source: WTchlLCS_00068					
SM 4500 Cl- B	LCSSRM 460-399047/25 ^2	Chloride	77.98		mg/L	79.6	98.0	90.9-109.1			

Calculations are performed before rounding to avoid round-off errors in calculated results.

FORM VIIA-IN

5-IN
MATRIX SPIKE SAMPLE RECOVERY
GENERAL CHEMISTRY

Lab Name: TestAmerica Edison Job No.: 460-122110-1

SDG No.:

Matrix: Water

Method	Lab Sample ID	Analyte	Result	C	Unit	Spike Amount	Pct. Rec.	Limits	RPD	RPD Limit	Q
Batch ID: 399047 Date: 10/22/2016 14:30											
SM 4500 Cl- B	460-121963-E-1	Chloride	37.0		mg/L						
SM 4500 Cl- B	460-121963-E-1 MS	Chloride	62.50		mg/L	25.0	102	90-110			

Calculations are performed before rounding to avoid round-off errors in calculated results.

FORM V-IN

5-IN
MATRIX SPIKE DUPLICATE SAMPLE RECOVERY
GENERAL CHEMISTRY

Lab Name: TestAmerica Edison Job No.: 460-122110-1

SDG No.:

Matrix: Water

Method	Lab Sample ID	Analyte	Result	C	Unit	Spike Amount	Pct. Rec.	Limits	RPD	RPD Limit	Q
Batch ID: 399047 Date: 10/22/2016 14:30											
SM 4500 Cl- B	460-121963-E-1 MSD	Chloride	62.00		mg/L	25.0	100	90-110	1	10	

Calculations are performed before rounding to avoid round-off errors in calculated results.

FORM V-IN

PROJECT CHLORIDE (4500 CL-B)

Notebook No. 06646 87
Continued from Page

BATCH	JOB	SAMPLE	MATRIX	SAMPLE AMOUNT	AgNO3 Sol'n	RESULT (mg/L)	SPIKE	% RE	pH 7-10	% INTERFERENCE
		MB		100mL	0.5	ND			yes	No
		LCS		50	8.3	78.0	79.6	98.0%	Y	N
39904.7	120122	120122-6a	AQ	100	9.8	46.5			Y	N
	122092	122092-7f		100	☆	—			Y	N
		122092-7f		50	9.6	91.0			Y	N
		122092-7f HC		25	10.2	194	100	103%	Y	N
		122092-7f HNO		25	10.3	194	100	104%	Y	N
		122092-2f		100	0.5	ND			Y	N
		122092-3f		100	☆	—			Y	N
		122092-3f		50	9.4	89.0			Y	N
		122092-4f		100	☆	—			Y	N
		122092-4f		50	12.1	116			Y	N
		122092-5f		100	☆	—			Y	N
		122092-5f		20	15.0	382			Y	N
		122092-6f		100	☆	—			Y	N
		122092-6f		20	11.3	270			Y	N
		122092-8f		100	☆	—			Y	N
		122092-8f		50	11.2	107			Y	N
		122092-9f		100	2.0	11.5			Y	N
		122092-10f		100	☆	—			Y	N
		122092-10f		50	15.0	145			Y	N
		122092-11f		100	13.4	14.5			Y	N
		122092-12e		100	2.6	10.5			Y	N
		122092-15f		100	14.5	70.0			Y	N
		122092-16f		100	7.5	35.0			Y	N
		122092-17f		100	3.2	13.5			Y	N
	121775	121775-1i		100	3.1	13.0			Y	N
		121775-2k		100	9.9	47.0			Y	N
		121775-4k		100	6.3	29.0			Y	N
		121775-5		100	0.5	ND			Y	N

Signed: [illegible] Date: 10/22/16

Read and Understood By

Signed Date

Continued on Page 88

PROJECT CHLORIDE (4500 CL-B)

BATCH	JOB	SAMPLE	MATRIX	SAMPLE AMOUNT	AgNO3 Cal'D	RESULT (mg/L)	SPIKE	% REC	pH 1-10	* INTERFERENCE	
		MB		100 mL	0.5	ND			yes	no	
		LCS		50	8.3	78.0	79.6	98.0%	Y	Y	
399047	121963	121963-1e	OQ	100	7.9	37.0			Y	Y	
		121963-1e MS		100	13.0	62.5	25.0	102%	Y	Y	
		121963-1e MSD		100	12.9	62.0	25.0	100%	Y	Y	
		121963-2e		100	7.5	35.0			Y	Y	
	122110	122110-2e		100	4.9	22.0			Y	Y	
		122110-3e		100	1.7	6.0			Y	Y	

* Sulfide, Sulfite, Thiosulfate
* Large volume of AgNO3 consumed, no endpoint reached.

Exp.
B-0217-16: 0.0141 N AgNO3 (01/02/17)
B-0322-16: COLOR INDICATOR K2CrO4 (04/09/17)

Signed: [illegible] Date: 10/22/16

Read and Understood By

Signed Date

Continued on Page

TestAmerica

Sample Dilution Log
Wet Chemistry

Method No.: 4500 CL-B

Analyst: HV

Prep Batch:

Analysis Date: 10/22/16

Analytical Batch: 399047

Job/Sample Number	Dilution Factor	Sample Volume (ml)	Final Volume (ml)	Diluent
122092-7f	2	50	100	DI H2O
122092-7fMS	4	25	100	
122092-7fMSD	4	25	100	
122092-3f	2	50	100	
122092-4f	2	50	100	
122092-5f	5	20	100	
122092-6f	5	20	100	
122092-9f	2	50	100	
122092-10f	2	50	100	

GENERAL CHEMISTRY BATCH WORKSHEET

Lab Name: TestAmerica Edison Job No.: 460-122110-1

SDG No.:

Batch Number: 399047 Batch Start Date: 10/22/16 14:30 Batch Analyst: Vu, Huan

Batch Method: SM 4500 Cl- B Batch End Date: 10/22/16 15:57

Lab Sample ID	Client Sample ID	Method Chain	Basis	FinalAmount	WTchlLCS 00068	WTchlSP1 00022			
MB 460-399047/24		SM 4500 Cl- B		100 mL					
LCSSRM 460-399047/25 ^2		SM 4500 Cl- B		100 mL	50 mL				
460-121963-E-1 MS		SM 4500 Cl- B	T	100 mL		2.5 mL			
460-121963-E-1 MSD		SM 4500 Cl- B	T	100 mL		2.5 mL			
460-122110-E-2	MW-46MI-XX	SM 4500 Cl- B	T	100 mL					
460-122110-E-3	MW-46ML-XX	SM 4500 Cl- B	T	100 mL					

Batch Notes	

Basis	Basis Description
T	Total/NA

The pound sign (#) in the amount added field denotes that the reagent was used undiluted. All calculations are performed using the stated concentration for this reagent.

DATA USABILITY SUMMARY REPORT
GROUNDWATER MONITORING
PROJECT: LMC GREAT NECK
NEW YORK
DATE SAMPLES COLLECTED: NOVEMBER 1, 2016

LAB REPORT No. 460-123207-1

1.0 INTRODUCTION

Three aqueous samples including one trip blank were collected by Tetra Tech, Inc., at the Lockheed Martin Great Neck site on November 14, 2016. The samples were sent to TestAmerica Laboratories, Inc., in Edison, New Jersey. All analyses were conducted in accordance with USEPA Contract Laboratory Program (CLP) OLM04.2 Method Volatile Organic Compound (VOC) Low Level (LL), SW846 8260C SIM, EPA Method 300.0, and Standard Methods 4500 Cl-B analytical and reporting protocols.

The data package deliverables provided by the laboratory included a Category B deliverable as outlined in the New York State Department of Environmental Conservation (NYSDEC) Analytical Services Protocols.

Data validation was performed on the aforementioned samples in accordance with EPA Region II data validation guidelines. However, the data validation review requirements were applied such that specifications of the methods took precedence over the specifications of the outlined in the USEPA Region II Standard Operating Procedures (SOPs) Low/Medium Volatile Data Validation, HW-33A Revision 0 (July 2015). Likewise, in the instances when method requirements were not defined, Region II guidelines were applied.

The Data Usability Summary Report (DUSR) was prepared after the process of data validation was completed and summarizes the overall data quality and usability in accordance with the NYSDEC Technical Guidance for Site Investigation and Remediation (NYSDEC 2010).

The DUSR review is based on the following parameters:

- * Data completeness
- * Hold times/Sample Preservation
- * GC/MS System Tuning and Performance
- Initial/continuing calibrations
- Laboratory Method and Field Blank Results
- * Surrogate Spike Recoveries
- * Internal Standard Results
- * Laboratory Control Sample/Laboratory Control Spike Duplicate Results
- Matrix Spike/Matrix Spike Duplicate Results
- * Compound Identification/Quantitation
- * Tentatively Identified Compounds Results
- * Detection Limits

The symbol (*) indicates that all quality control criteria were met for this parameter.

This report was prepared to provide a critical review of the laboratory analysis and reported chemical results. Overall, the data quality is acceptable. The results of the Quality Assurance Review are presented in Section 3.0. Summary tables are provided. Attachments 1, 2, and 3 are provided so that the data user can review the qualified analytical results, results reported by the laboratory, and the supporting documentation associated with data findings and data quality.

2.0 SAMPLES INCLUDED IN REVIEW

Lab Report No. 460-123207-1

Sample ID	Lab ID	Date Collected	Test Requested
MW-48MI-XX	460-123207-3	11/1/2016	VOCs, Misc
MW-48ML-XX	460-123207-4	11/1/2016	VOCs, Misc
QC-EB110116	460-123207-2	11/1/2016	VOCs, Misc
QC-TB110116	460-123207-1	11/1/2016	VOCs

Legend:

VOCs = CLP Low Level (LL) Volatile Organic Compounds in accordance with OLM04.2 Method and SW846 8260C SIM.
Misc = Bromide and Chlorine in accordance with EPA Method 300.0 and Standard Methods 4500 Cl-B, respectively.

3.0 RESULTS

3.1 DATA COMPLETENESS

With regard to the data package deliverables, the contents of the data package were complete and contained all necessary summary forms and raw instrument data.

3.2 QUALITY CONTROL PARAMETERS

Hold Times/Sample Preservation: Technical hold times and preservation were assessed by comparing the sample dates and preservation code on the sample COC with that of the analysis dates.

- All project samples were properly preserved and analyzed within the required hold time for all analyses.

GC/MS Performance Check (Tuning) Summary: Gas chromatograph/mass spectrometer (GC/MS) instrument tuning and performance checks are performed to ensure the instrument's ability to provide appropriate mass-resolution, identification and sensitivity.

- The BFB tuning compound mass-ion abundance criteria for the LL VOC analyses were reported within control limits.

Initial and Continuing Calibration Results: Control limits for initial and continuing instrument calibrations are established to ensure that the instrument is capable of producing accurate quantitative data. The following issues were noted:

- The initial calibration performed on 10/19/2016 had a Percent Relative Standard Deviation (%RSD) which exceeded the 40% quality control limit (for compounds exhibiting poor

response) for acetone. All samples were affected. Only non-detected results were reported for acetone in the affected samples and these non-detects were qualified as estimated, (UJ).

- All initial and continuing calibration response factors and continuing calibration Percent Differences (%Ds) were within the quality control limits.

Laboratory Method and Field Blank Contamination:

- The following contaminant was detected in the equipment blank, QC-EB110116, affecting all samples:

Compound	Concentration (µg/L)	Reporting Limit (RL) > or <
Methylene chloride	0.76	<RL

The detected result in sample MW-48MI-XX reported below the RL for the common laboratory contaminant, methylene chloride, was qualified as non-detected, (U).

- No other target compound contaminants were detected in the laboratory method blanks or the trip blank associated with the reviewed parameters in this data set.

System Monitoring Compound (Surrogate) Recoveries:

- All surrogate recoveries fell within control limits for the project samples received for LL VOC reviewed.

Internal Standards Area Performance:

- The internal standard area counts and retention times fell within control limits for the project samples received and reviewed.

Laboratory Control Spike/Laboratory Control Spike Duplicate (LCS/LCSD) Results:

- The LCS/LCSD target compound Percent Recoveries (%Rs) and Relative Percent Differences (RPDs) were acceptable for the parameters reviewed.

Matrix Spike/Matrix Spike Duplicate Samples (MS/MSD) Results:

- The MS/MSD analyses of sample MW-48MI-XX in the bromide fraction had had MS and MSD %Rs below 10%. The non-detected result reported for bromide in the parent sample was qualified as rejected, (UR).

Target Compound Identification and Quantitation: The laboratory calculations are verified and compound identifications are reviewed and assessed by the data reviewer.

- The GC/MS raw data (quantitation reports and chromatograms) were provided for review. No laboratory calculation errors were noted for the sample selected for verification during data validation.

Tentatively Identified Compounds (TIC) Results:

- Two unknowns were detected as TICs in samples MW-48ML-XX and QC-TB110116. These TICs were qualified in these samples as presumptively present, (NJ).

Detection Limits: Non-detected results were reported to the Method Detection Limit (MDL).

- Samples MW-48MI-XX and MW-48ML-XX were analyzed at 2X and 20X dilutions, respectively, in the chloride fraction.

4.0 CONCLUSIONS

With the exception of the bromide result reported for sample MW-48MI-XX, the outcome of data validation and as summarized in the DUSR, the data quality is acceptable with the qualifiers noted in this report.

Tetra Tech, Inc.
Michelle L. Allen
Chemist/Data Validator

Tetra Tech, Inc.
Joseph A. Samchuck
Data Validation Manager

December 19, 2016

Attachments:

Attachment 1 – Qualified Analytical Results
Attachment 2 – Results as Reported by the Laboratory
Attachment 3 – Support Documentation

Data Qualifier Definitions

The following definitions provide brief explanations of the validation qualifiers assigned to results in the data review process.

U	The analyte was analyzed for, but was not detected at a level greater than or equal to the level of the adjusted method detection limit for sample and method.
J	The analyte was positively identified and the associated numerical value is the approximate concentration of the analyte in the sample (due either to the quality of the data generated because certain quality control criteria were not met, or the concentration of the analyte was below the reporting limit).
J+	The result is an estimated quantity, but the result may be biased high.
J-	The result is an estimated quantity, but the result may be biased low.
UJ	The analyte was analyzed for, but was not detected. The reported detection limit is approximate and may be inaccurate or imprecise.
R	The sample result (detected) is unusable due to the quality of the data generated because certain criteria were not met. The analyte may or may not be present in the sample.
UR	The sample result (nondetected) is unusable due to the quality of the data generated because certain criteria were not met. The analyte may or may not be present in the sample.

Attachment 1

Qualified Analytical Results

Qualifier Codes:

A = Lab Blank Contamination
B = Field Blank Contamination
C = Calibration Noncompliance (i.e., % RSDs, %Ds, ICVs, CCVs, RRFs, etc.)
C01 = GC/MS Tuning Noncompliance
D = MS/MSD Recovery Noncompliance
E = LCS/LCSD Recovery Noncompliance
F = Lab Duplicate Imprecision
G = Field Duplicate Imprecision
H = Holding Time Exceedance
I = ICP Serial Dilution Noncompliance
J = ICP PDS Recovery Noncompliance; MSA's r < 0.995
K = ICP Interference - includes ICS % R Noncompliance
L = Instrument Calibration Range Exceedance
M = Sample Preservation Noncompliance
N = Internal Standard Noncompliance
N01 = Internal Standard Recovery Noncompliance Dioxins
N02 = Recovery Standard Noncompliance Dioxins
N03 = Clean-up Standard Noncompliance Dioxins
O = Poor Instrument Performance (i.e., base-time drifting)
P = Uncertainty near detection limit (< 2 x IDL for inorganics and <CRQL for organics)
Q = Other problems (can encompass a number of issues; i.e.chromatography,interferences, etc.)
R = Surrogates Recovery Noncompliance
S = Pesticide/PCB Resolution
T = % Breakdown Noncompliance for DDT and Endrin
U = RPD between columns/detectors >40% for positive results determined via GC/HPLC
V = Non-linear calibrations; correlation coefficient r < 0.995
W = EMPC result
X = Signal to noise response drop
Y = Percent solids <30%
Z = Uncertainty at 2 standard deviations is greater than sample activity
Z1 = Tentatively Identified Compound considered presumptively present
Z2 = Tentatively Identified Compound column bleed
Z3 = Tentatively Identified Compound aldol condensate
Z4 = Sample activity is less than the at uncertainty at 3 standard deviations and greater than the MDC
Z5 = Sample activity is less than the at uncertainty at 3 standard deviations and less than the MDC

PROJ_NO: 07793	NSAMPLE	MW-48MI-XX			MW-48ML-XX			QC-EB110116			QC-TB110116		
SDG: 460-123207-1	LAB_ID	460-123207-3			460-123207-4			460-123207-2			460-123207-1		
FRACTION: PAH	SAMP_DATE	11/1/2016			11/1/2016			11/1/2016			11/1/2016		
MEDIA: WATER	QC_TYPE	NM			NM			EB			TB		
	UNITS	UG/L			UG/L			UG/L			UG/L		
	PCT_SOLIDS	0.0			0.0			0.0			0.0		
	DUP_OF												
PARAMETER		RESULT	VQL	QLCD	RESULT	VQL	QLCD	RESULT	VQL	QLCD	RESULT	VQL	QLCD
1,4-DIOXANE		0.11	U		0.11	U		0.11	U		0.11	U	

PROJ_NO: 07793	NSAMPLE	MW-48MI-XX			MW-48ML-XX			QC-EB110116			QC-TB110116		
SDG: 460-123207-1	LAB_ID	460-123207-3			460-123207-4			460-123207-2			460-123207-1		
FRACTION: OV	SAMP_DATE	11/1/2016			11/1/2016			11/1/2016			11/1/2016		
MEDIA: WATER	QC_TYPE	NM			NM			EB			TB		
	UNITS	UG/L			UG/L			UG/L			UG/L		
	PCT_SOLIDS	0.0			0.0			0.0			0.0		
	DUP_OF												
PARAMETER		RESULT	VQL	QLCD	RESULT	VQL	QLCD	RESULT	VQL	QLCD	RESULT	VQL	QLCD
1,1,1-TRICHLOROETHANE		0.1	U		0.1	U		0.1	U		0.1	U	
1,1,2,2-TETRACHLOROETHANE		0.1	U		0.1	U		0.1	U		0.1	U	
1,1,2-TRICHLOROETHANE		0.1	U		0.1	U		0.1	U		0.1	U	
1,1,2-TRICHLOROTRIFLUOROETHANE		0.1	U		0.1	U		0.1	U		0.1	U	
1,1-DICHLORO-2,2,2-TRIFLUOROETHANE		0.1	U		0.1	U		0.1	U		0.1	U	
1,1-DICHLOROETHANE		0.1	U		0.1	U		0.1	U		0.1	U	
1,1-DICHLOROETHENE		0.1	U		0.1	U		0.1	U		0.1	U	
1,1-DIFLUOROETHANE		0.1	U		0.1	U		0.1	U		0.1	U	
1,2,4-TRICHLOROBENZENE		0.1	U		0.1	U		0.1	U		0.1	U	
1,2-DIBROMO-3-CHLOROPROPANE		0.1	U		0.1	U		0.1	U		0.1	U	
1,2-DIBROMOETHANE		0.1	U		0.1	U		0.1	U		0.1	U	
1,2-DICHLOROBENZENE		0.1	U		0.1	U		0.1	U		0.1	U	
1,2-DICHLOROETHANE		0.1	U		0.1	U		0.1	U		0.1	U	
1,2-DICHLOROPROPANE		0.1	U		0.1	U		0.1	U		0.1	U	
1,3-DICHLOROBENZENE		0.1	U		0.1	U		0.1	U		0.1	U	
1,4-DICHLOROBENZENE		0.1	U		0.1	U		0.1	U		0.1	U	
2-BUTANONE		0.1	U		0.1	U		0.1	U		0.1	U	
2-HEXANONE		0.1	U		0.1	U		0.1	U		0.1	U	
4-METHYL-2-PENTANONE		0.1	U		0.1	U		0.1	U		0.1	U	
ACETONE		0.1	U		0.1	U		0.1	U		0.1	U	
BENZENE		0.1	U		0.1	U		0.1	U		0.1	U	
BROMODICHLOROMETHANE		0.1	U		0.1	U		0.1	U		0.1	U	
BROMOFORM		0.1	U		0.1	U		0.1	U		0.1	U	
BROMOMETHANE		0.1	U		0.1	U		0.1	U		0.1	U	
CARBON DISULFIDE		0.1	U		0.1	U		0.1	U		0.1	U	
CARBON TETRACHLORIDE		0.1	U		0.1	U		0.1	U		0.1	U	
CHLOROBENZENE		0.1	U		0.1	U		0.1	U		0.1	U	
CHLORODIBROMOMETHANE		0.1	U		0.1	U		0.1	U		0.1	U	
CHLORODIFLUOROMETHANE		0.1	U		0.1	U		0.1	U		0.1	U	
CHLOROETHANE		0.1	U		0.1	U		0.1	U		0.1	U	
CHLOROFORM		0.38	J	P	0.1	U		0.1	U		0.1	U	
CHLOROMETHANE		0.1	U		0.1	U		0.1	U		0.1	U	
CIS-1,2-DICHLOROETHENE		0.1	U		0.1	U		0.1	U		0.1	U	
CIS-1,3-DICHLOROPROPENE		0.1	U		0.1	U		0.1	U		0.1	U	
CYCLOHEXANE		0.1	U		0.1	U		0.1	U		0.1	U	

PROJ_NO: 07793	NSAMPLE	MW-48MI-XX			MW-48ML-XX			QC-EB110116			QC-TB110116		
SDG: 460-123207-1	LAB_ID	460-123207-3			460-123207-4			460-123207-2			460-123207-1		
FRACTION: OV	SAMP_DATE	11/1/2016			11/1/2016			11/1/2016			11/1/2016		
MEDIA: WATER	QC_TYPE	NM			NM			EB			TB		
	UNITS	UG/L			UG/L			UG/L			UG/L		
	PCT_SOLIDS	0.0			0.0			0.0			0.0		
	DUP_OF												
PARAMETER		RESULT	VQL	QLCD	RESULT	VQL	QLCD	RESULT	VQL	QLCD	RESULT	VQL	QLCD
DICHLORODIFLUOROMETHANE		0.1	U		0.1	U		0.1	U		0.1	U	
ETHYLBENZENE		0.1	U		0.1	U		0.1	U		0.1	U	
ISOPROPYLBENZENE		0.1	U		0.1	U		0.1	U		0.1	U	
M+P-XYLENES		0.1	U		0.1	U		0.1	U		0.1	U	
METHYL ACETATE		0.1	U		0.1	U		0.1	U		0.1	U	
METHYL CYCLOHEXANE		0.1	U		0.1	U		0.1	U		0.1	U	
METHYL TERT-BUTYL ETHER		0.1	U		0.1	U		0.1	U		0.1	U	
METHYLENE CHLORIDE		0.46	U	B	0.1	U		0.73	J	P	0.1	U	
O-XYLENE		0.1	U		0.1	U		0.1	U		0.1	U	
PENTAFLUOROETHYL CHLORIDE		0.1	U		0.1	U		0.1	U		0.1	U	
STYRENE		0.1	U		0.1	U		0.1	U		0.1	U	
TETRACHLOROETHENE		0.27	J	P	0.1	U		0.1	U		0.1	U	
TOLUENE		0.1	U		0.1	U		0.1	U		0.1	U	
TOTAL XYLENES		0.1	U		0.1	U		0.1	U		0.1	U	
TRANS-1,2-DICHLOROETHENE		0.1	U		0.1	U		0.1	U		0.1	U	
TRANS-1,3-DICHLOROPROPENE		0.1	U		0.1	U		0.1	U		0.1	U	
TRICHLOROETHENE		0.46	J	P	0.1	U		0.1	U		0.1	U	
TRICHLOROFLUOROMETHANE		0.1	U		0.1	U		0.1	U		0.1	U	
UNKNOWN					8.5	NJ	Z1				13	NJ	Z1
VINYL CHLORIDE		0.1	U		0.1	U		0.1	U		0.1	U	

PROJ_NO: 07793	NSAMPLE	MW-48MI-XX			MW-48ML-XX			QC-EB110116		
SDG: 460-123207-1	LAB_ID	460-123207-3			460-123207-4			460-123207-2		
FRACTION: MISC	SAMP_DATE	11/1/2016			11/1/2016			11/1/2016		
MEDIA: WATER	QC_TYPE	NM			NM			EB		
	UNITS	MG/L			MG/L			MG/L		
	PCT_SOLIDS	0.0			0.0			0.0		
	DUP_OF									
PARAMETER		RESULT	VQL	QLCD	RESULT	VQL	QLCD	RESULT	VQL	QLCD
BROMIDE		0.00045	U		0.00045	UR	D	0.00045	U	
CHLORIDE		126			1150			0.84	U	

Attachment 2

Results as Reported by the Laboratory

FORM I
GC/MS VOA ORGANICS ANALYSIS DATA SHEET

Lab Name: TestAmerica Edison | Job No.: 460-123207-1

SDG No.:

Client Sample ID: QC-TB110116 | Lab Sample ID: 460-123207-1

Matrix: Water | Lab File ID: B07890.D

Analysis Method: 8260C SIM | Date Collected: 11/01/2016 00:00

Sample wt/vol: 5(mL) | Date Analyzed: 11/11/2016 22:57

Soil Aliquot Vol: | Dilution Factor: 1

Soil Extract Vol.: | GC Column: DB-624 ID: 0.18(mm)

% Moisture: | Level: (low/med) Low

Analysis Batch No.: 403598 | Units: ug/L

CAS NO.	COMPOUND NAME	RESULT	Q	RL	MDL
123-91-1	1,4-Dioxane	0.40	U	0.40	0.11

CAS NO.	SURROGATE	%REC	Q	LIMITS
17060-07-0	1,2-Dichloroethane-d4 (Surr)	119		71-144
460-00-4	4-Bromofluorobenzene	91		72-133

FORM I
GC/MS VOA ORGANICS ANALYSIS DATA SHEET

Lab Name: TestAmerica Edison | Job No.: 460-123207-1

SDG No.:

Client Sample ID: QC-EB110116 | Lab Sample ID: 460-123207-2

Matrix: Water | Lab File ID: B07891.D

Analysis Method: 8260C SIM | Date Collected: 11/01/2016 08:35

Sample wt/vol: 5(mL) | Date Analyzed: 11/11/2016 23:22

Soil Aliquot Vol: | Dilution Factor: 1

Soil Extract Vol.: | GC Column: DB-624 ID: 0.18(mm)

% Moisture: | Level: (low/med) Low

Analysis Batch No.: 403598 | Units: ug/L

CAS NO.	COMPOUND NAME	RESULT	Q	RL	MDL
123-91-1	1,4-Dioxane	0.40	U	0.40	0.11

CAS NO.	SURROGATE	%REC	Q	LIMITS
17060-07-0	1,2-Dichloroethane-d4 (Surr)	119		71-144
460-00-4	4-Bromofluorobenzene	92		72-133

FORM I
GC/MS VOA ORGANICS ANALYSIS DATA SHEET

Lab Name: TestAmerica Edison | Job No.: 460-123207-1

SDG No.:

Client Sample ID: MW-48MI-XX | Lab Sample ID: 460-123207-3

Matrix: Water | Lab File ID: B07999.D

Analysis Method: 8260C SIM | Date Collected: 11/01/2016 11:25

Sample wt/vol: 5(mL) | Date Analyzed: 11/14/2016 02:44

Soil Aliquot Vol: | Dilution Factor: 1

Soil Extract Vol.: | GC Column: DB-624 ID: 0.18(mm)

% Moisture: | Level: (low/med) Low

Analysis Batch No.: 403874 | Units: ug/L

CAS NO.	COMPOUND NAME	RESULT	Q	RL	MDL
123-91-1	1,4-Dioxane	0.40	U	0.40	0.11

CAS NO.	SURROGATE	%REC	Q	LIMITS
17060-07-0	1,2-Dichloroethane-d4 (Surr)	113		71-144
460-00-4	4-Bromofluorobenzene	89		72-133

FORM I
GC/MS VOA ORGANICS ANALYSIS DATA SHEET

Lab Name: TestAmerica Edison
Job No.: 460-123207-1
SDG No.:
Client Sample ID: MW-48ML-XX
Lab Sample ID: 460-123207-4
Matrix: Water
Lab File ID: B08000.D
Analysis Method: 8260C SIM
Date Collected: 11/01/2016 11:45
Sample wt/vol: 5(mL)
Date Analyzed: 11/14/2016 03:08
Soil Aliquot Vol:
Dilution Factor: 1
Soil Extract Vol.:
GC Column: DB-624 ID: 0.18(mm)
% Moisture:
Level: (low/med) Low
Analysis Batch No.: 403874
Units: ug/L

CAS NO.	COMPOUND NAME	RESULT	Q	RL	MDL
123-91-1	1,4-Dioxane	0.40	U	0.40	0.11

CAS NO.	SURROGATE	%REC	Q	LIMITS
17060-07-0	1,2-Dichloroethane-d4 (Surr)	110		71-144
460-00-4	4-Bromofluorobenzene	88		72-133

FORM I
GC/MS VOA ORGANICS ANALYSIS DATA SHEET

Lab Name: TestAmerica Edison | Job No.: 460-123207-1

SDG No.:

Client Sample ID: QC-TB110116 | Lab Sample ID: 460-123207-1

Matrix: Water | Lab File ID: V47612.D

Analysis Method: OLM04.2/VOL | Date Collected: 11/01/2016 00:00

Sample wt/vol: 5(mL) | Date Analyzed: 11/11/2016 14:23

Soil Aliquot Vol: | Dilution Factor: 1

Soil Extract Vol.: | GC Column: Rtx-624 ID: 0.25(mm)

% Moisture: | Level: (low/med) Low

Analysis Batch No.: 403413 | Units: ug/L

CAS NO.	COMPOUND NAME	RESULT	Q	RL	MDL
71-55-6	1,1,1-Trichloroethane	1.0	U	1.0	0.10
79-34-5	1,1,2,2-Tetrachloroethane	1.0	U	1.0	0.10
76-13-1	1,1,2-Trichloro-1,2,2-trifluoroethane	1.0	U	1.0	0.10
79-00-5	1,1,2-Trichloroethane	1.0	U	1.0	0.10
75-34-3	1,1-Dichloroethane	1.0	U	1.0	0.10
75-35-4	1,1-Dichloroethene	1.0	U	1.0	0.10
120-82-1	1,2,4-Trichlorobenzene	1.0	U	1.0	0.10
96-12-8	1,2-Dibromo-3-Chloropropane	1.0	U	1.0	0.10
106-93-4	1,2-Dibromoethane	1.0	U	1.0	0.10
95-50-1	1,2-Dichlorobenzene	1.0	U	1.0	0.10
107-06-2	1,2-Dichloroethane	1.0	U	1.0	0.10
78-87-5	1,2-Dichloropropane	1.0	U	1.0	0.10
541-73-1	1,3-Dichlorobenzene	1.0	U	1.0	0.10
106-46-7	1,4-Dichlorobenzene	1.0	U	1.0	0.10
591-78-6	2-Hexanone	1.0	U	1.0	0.10
67-64-1	Acetone	1.0	U	1.0	0.10
71-43-2	Benzene	1.0	U	1.0	0.10
75-27-4	Bromodichloromethane	1.0	U	1.0	0.10
75-25-2	Bromoform	1.0	U	1.0	0.10
74-83-9	Bromomethane	1.0	U	1.0	0.10
75-15-0	Carbon disulfide	1.0	U	1.0	0.10
56-23-5	Carbon tetrachloride	1.0	U	1.0	0.10
108-90-7	Chlorobenzene	1.0	U	1.0	0.10
75-45-6	Chlorodifluoromethane	1.0	U	1.0	0.10
75-00-3	Chloroethane	1.0	U	1.0	0.10
67-66-3	Chloroform	1.0	U	1.0	0.10
74-87-3	Chloromethane	1.0	U	1.0	0.10
156-59-2	cis-1,2-Dichloroethene	1.0	U	1.0	0.10
10061-01-5	cis-1,3-Dichloropropene	1.0	U	1.0	0.10
110-82-7	Cyclohexane	1.0	U	1.0	0.10
124-48-1	Dibromochloromethane	1.0	U	1.0	0.10
75-71-8	Dichlorodifluoromethane	1.0	U	1.0	0.10
100-41-4	Ethylbenzene	1.0	U	1.0	0.10
75-69-4	Freon 11	1.0	U	1.0	0.10
76-15-3	Freon 115	1.0	U	1.0	0.10

FORM I
GC/MS VOA ORGANICS ANALYSIS DATA SHEET

Lab Name: TestAmerica Edison | Job No.: 460-123207-1

SDG No.:

Client Sample ID: QC-TB110116 | Lab Sample ID: 460-123207-1

Matrix: Water | Lab File ID: V47612.D

Analysis Method: OLM04.2/VOL | Date Collected: 11/01/2016 00:00

Sample wt/vol: 5(mL) | Date Analyzed: 11/11/2016 14:23

Soil Aliquot Vol: | Dilution Factor: 1

Soil Extract Vol.: | GC Column: Rtx-624 ID: 0.25(mm)

% Moisture: | Level: (low/med) Low

Analysis Batch No.: 403413 | Units: ug/L

CAS NO.	COMPOUND NAME	RESULT	Q	RL	MDL
306-83-2	Freon 123	1.0	U	1.0	0.10
75-37-6	Freon 152a	1.0	U	1.0	0.10
98-82-8	Isopropylbenzene	1.0	U	1.0	0.10
179601-23-1	m&p-Xylene	1.0	U	1.0	0.10
79-20-9	Methyl acetate	1.0	U	1.0	0.10
78-93-3	Methyl ethyl ketone (MEK)	1.0	U	1.0	0.10
108-10-1	Methyl isobutyl ketone (MIBK)	1.0	U	1.0	0.10
1634-04-4	Methyl tert-butyl ether	1.0	U	1.0	0.10
108-87-2	Methylcyclohexane	1.0	U	1.0	0.10
75-09-2	Methylene Chloride	1.0	U	1.0	0.10
95-47-6	o-Xylene	1.0	U	1.0	0.10
100-42-5	Styrene	1.0	U	1.0	0.10
127-18-4	Tetrachloroethene	1.0	U	1.0	0.10
108-88-3	Toluene	1.0	U	1.0	0.10
156-60-5	trans-1,2-Dichloroethene	1.0	U	1.0	0.10
10061-02-6	trans-1,3-Dichloropropene	1.0	U	1.0	0.10
79-01-6	Trichloroethene	1.0	U	1.0	0.10
75-01-4	Vinyl chloride	1.0	U	1.0	0.10
1330-20-7	Xylenes, Total	1.0	U	1.0	0.10

CAS NO.	SURROGATE	%REC	Q	LIMITS
17060-07-0	1,2-Dichloroethane-d4 (Surr)	95		76-114
460-00-4	4-Bromofluorobenzene	96		86-115
2037-26-5	Toluene-d8 (Surr)	96		88-110

FORM I
GC/MS VOA ORGANICS ANALYSIS DATA SHEET
TENTATIVELY IDENTIFIED COMPOUNDS

Lab Name: TestAmerica Edison Job No.: 460-123207-1

SDG No.:

Client Sample ID: QC-TB110116 Lab Sample ID: 460-123207-1

Matrix: Water Lab File ID: V47612.D

Analysis Method: OLM04.2/VOL Date Collected: 11/01/2016 00:00

Sample wt/vol: 5(mL) Date Analyzed: 11/11/2016 14:23

Soil Aliquot Vol: Dilution Factor: 1

Soil Extract Vol.: GC Column: Rtx-624 ID: 0.25(mm)

% Moisture: Level: (low/med) Low

Analysis Batch No.: 403413 Units: ug/L

Number TICs Found: 1 TIC Result Total: 13

CAS NO.	COMPOUND NAME	RT	RESULT	Q	MATCH QUALITY
	Unknown	1.71	13	J	

FORM I
GC/MS VOA ORGANICS ANALYSIS DATA SHEET

Lab Name: TestAmerica Edison | Job No.: 460-123207-1

SDG No.:

Client Sample ID: QC-EB110116 | Lab Sample ID: 460-123207-2

Matrix: Water | Lab File ID: V47613.D

Analysis Method: OLM04.2/VOL | Date Collected: 11/01/2016 08:35

Sample wt/vol: 5(mL) | Date Analyzed: 11/11/2016 14:45

Soil Aliquot Vol: | Dilution Factor: 1

Soil Extract Vol.: | GC Column: Rtx-624 ID: 0.25(mm)

% Moisture: | Level: (low/med) Low

Analysis Batch No.: 403413 | Units: ug/L

CAS NO.	COMPOUND NAME	RESULT	Q	RL	MDL
71-55-6	1,1,1-Trichloroethane	1.0	U	1.0	0.10
79-34-5	1,1,2,2-Tetrachloroethane	1.0	U	1.0	0.10
76-13-1	1,1,2-Trichloro-1,2,2-trifluoroethane	1.0	U	1.0	0.10
79-00-5	1,1,2-Trichloroethane	1.0	U	1.0	0.10
75-34-3	1,1-Dichloroethane	1.0	U	1.0	0.10
75-35-4	1,1-Dichloroethene	1.0	U	1.0	0.10
120-82-1	1,2,4-Trichlorobenzene	1.0	U	1.0	0.10
96-12-8	1,2-Dibromo-3-Chloropropane	1.0	U	1.0	0.10
106-93-4	1,2-Dibromoethane	1.0	U	1.0	0.10
95-50-1	1,2-Dichlorobenzene	1.0	U	1.0	0.10
107-06-2	1,2-Dichloroethane	1.0	U	1.0	0.10
78-87-5	1,2-Dichloropropane	1.0	U	1.0	0.10
541-73-1	1,3-Dichlorobenzene	1.0	U	1.0	0.10
106-46-7	1,4-Dichlorobenzene	1.0	U	1.0	0.10
591-78-6	2-Hexanone	1.0	U	1.0	0.10
67-64-1	Acetone	1.0	U	1.0	0.10
71-43-2	Benzene	1.0	U	1.0	0.10
75-27-4	Bromodichloromethane	1.0	U	1.0	0.10
75-25-2	Bromoform	1.0	U	1.0	0.10
74-83-9	Bromomethane	1.0	U	1.0	0.10
75-15-0	Carbon disulfide	1.0	U	1.0	0.10
56-23-5	Carbon tetrachloride	1.0	U	1.0	0.10
108-90-7	Chlorobenzene	1.0	U	1.0	0.10
75-45-6	Chlorodifluoromethane	1.0	U	1.0	0.10
75-00-3	Chloroethane	1.0	U	1.0	0.10
67-66-3	Chloroform	1.0	U	1.0	0.10
74-87-3	Chloromethane	1.0	U	1.0	0.10
156-59-2	cis-1,2-Dichloroethene	1.0	U	1.0	0.10
10061-01-5	cis-1,3-Dichloropropene	1.0	U	1.0	0.10
110-82-7	Cyclohexane	1.0	U	1.0	0.10
124-48-1	Dibromochloromethane	1.0	U	1.0	0.10
75-71-8	Dichlorodifluoromethane	1.0	U	1.0	0.10
100-41-4	Ethylbenzene	1.0	U	1.0	0.10
75-69-4	Freon 11	1.0	U	1.0	0.10
76-15-3	Freon 115	1.0	U	1.0	0.10

FORM I
GC/MS VOA ORGANICS ANALYSIS DATA SHEET

Lab Name: TestAmerica Edison | Job No.: 460-123207-1

SDG No.:

Client Sample ID: QC-EB110116 | Lab Sample ID: 460-123207-2

Matrix: Water | Lab File ID: V47613.D

Analysis Method: OLM04.2/VOL | Date Collected: 11/01/2016 08:35

Sample wt/vol: 5(mL) | Date Analyzed: 11/11/2016 14:45

Soil Aliquot Vol: | Dilution Factor: 1

Soil Extract Vol.: | GC Column: Rtx-624 ID: 0.25(mm)

% Moisture: | Level: (low/med) Low

Analysis Batch No.: 403413 | Units: ug/L

CAS NO.	COMPOUND NAME	RESULT	Q	RL	MDL
306-83-2	Freon 123	1.0	U	1.0	0.10
75-37-6	Freon 152a	1.0	U	1.0	0.10
98-82-8	Isopropylbenzene	1.0	U	1.0	0.10
179601-23-1	m&p-Xylene	1.0	U	1.0	0.10
79-20-9	Methyl acetate	1.0	U	1.0	0.10
78-93-3	Methyl ethyl ketone (MEK)	1.0	U	1.0	0.10
108-10-1	Methyl isobutyl ketone (MIBK)	1.0	U	1.0	0.10
1634-04-4	Methyl tert-butyl ether	1.0	U	1.0	0.10
108-87-2	Methylcyclohexane	1.0	U	1.0	0.10
75-09-2	Methylene Chloride	0.73	J	1.0	0.10
95-47-6	o-Xylene	1.0	U	1.0	0.10
100-42-5	Styrene	1.0	U	1.0	0.10
127-18-4	Tetrachloroethene	1.0	U	1.0	0.10
108-88-3	Toluene	1.0	U	1.0	0.10
156-60-5	trans-1,2-Dichloroethene	1.0	U	1.0	0.10
10061-02-6	trans-1,3-Dichloropropene	1.0	U	1.0	0.10
79-01-6	Trichloroethene	1.0	U	1.0	0.10
75-01-4	Vinyl chloride	1.0	U	1.0	0.10
1330-20-7	Xylenes, Total	1.0	U	1.0	0.10

CAS NO.	SURROGATE	%REC	Q	LIMITS
17060-07-0	1,2-Dichloroethane-d4 (Surr)	95		76-114
460-00-4	4-Bromofluorobenzene	97		86-115
2037-26-5	Toluene-d8 (Surr)	98		88-110

FORM I
GC/MS VOA ORGANICS ANALYSIS DATA SHEET
TENTATIVELY IDENTIFIED COMPOUNDS

Lab Name: TestAmerica Edison Job No.: 460-123207-1

SDG No.:

Client Sample ID: QC-EB110116 Lab Sample ID: 460-123207-2

Matrix: Water Lab File ID: V47613.D

Analysis Method: OLM04.2/VOL Date Collected: 11/01/2016 08:35

Sample wt/vol: 5(mL) Date Analyzed: 11/11/2016 14:45

Soil Aliquot Vol: Dilution Factor: 1

Soil Extract Vol.: GC Column: Rtx-624 ID: 0.25(mm)

% Moisture: Level: (low/med) Low

Analysis Batch No.: 403413 Units: ug/L

Number TICs Found: 0 TIC Result Total: 0

CAS NO.	COMPOUND NAME	RT	RESULT	Q	MATCH QUALITY
	Tentatively Identified Compound		None		

FORM I
GC/MS VOA ORGANICS ANALYSIS DATA SHEET

Lab Name: TestAmerica Edison | Job No.: 460-123207-1
SDG No.:
Client Sample ID: MW-48MI-XX | Lab Sample ID: 460-123207-3
Matrix: Water | Lab File ID: V47614.D
Analysis Method: OLM04.2/VOL | Date Collected: 11/01/2016 11:25
Sample wt/vol: 5(mL) | Date Analyzed: 11/11/2016 15:08
Soil Aliquot Vol: | Dilution Factor: 1
Soil Extract Vol.: | GC Column: Rtx-624 ID: 0.25(mm)
% Moisture: | Level: (low/med) Low
Analysis Batch No.: 403413 | Units: ug/L

CAS NO.	COMPOUND NAME	RESULT	Q	RL	MDL
71-55-6	1,1,1-Trichloroethane	1.0	U	1.0	0.10
79-34-5	1,1,2,2-Tetrachloroethane	1.0	U	1.0	0.10
76-13-1	1,1,2-Trichloro-1,2,2-trifluoroethane	1.0	U	1.0	0.10
79-00-5	1,1,2-Trichloroethane	1.0	U	1.0	0.10
75-34-3	1,1-Dichloroethane	1.0	U	1.0	0.10
75-35-4	1,1-Dichloroethene	1.0	U	1.0	0.10
120-82-1	1,2,4-Trichlorobenzene	1.0	U	1.0	0.10
96-12-8	1,2-Dibromo-3-Chloropropane	1.0	U	1.0	0.10
106-93-4	1,2-Dibromoethane	1.0	U	1.0	0.10
95-50-1	1,2-Dichlorobenzene	1.0	U	1.0	0.10
107-06-2	1,2-Dichloroethane	1.0	U	1.0	0.10
78-87-5	1,2-Dichloropropane	1.0	U	1.0	0.10
541-73-1	1,3-Dichlorobenzene	1.0	U	1.0	0.10
106-46-7	1,4-Dichlorobenzene	1.0	U	1.0	0.10
591-78-6	2-Hexanone	1.0	U	1.0	0.10
67-64-1	Acetone	1.0	U	1.0	0.10
71-43-2	Benzene	1.0	U	1.0	0.10
75-27-4	Bromodichloromethane	1.0	U	1.0	0.10
75-25-2	Bromoform	1.0	U	1.0	0.10
74-83-9	Bromomethane	1.0	U	1.0	0.10
75-15-0	Carbon disulfide	1.0	U	1.0	0.10
56-23-5	Carbon tetrachloride	1.0	U	1.0	0.10
108-90-7	Chlorobenzene	1.0	U	1.0	0.10
75-45-6	Chlorodifluoromethane	1.0	U	1.0	0.10
75-00-3	Chloroethane	1.0	U	1.0	0.10
67-66-3	Chloroform	0.38	J	1.0	0.10
74-87-3	Chloromethane	1.0	U	1.0	0.10
156-59-2	cis-1,2-Dichloroethene	1.0	U	1.0	0.10
10061-01-5	cis-1,3-Dichloropropene	1.0	U	1.0	0.10
110-82-7	Cyclohexane	1.0	U	1.0	0.10
124-48-1	Dibromochloromethane	1.0	U	1.0	0.10
75-71-8	Dichlorodifluoromethane	1.0	U	1.0	0.10
100-41-4	Ethylbenzene	1.0	U	1.0	0.10
75-69-4	Freon 11	1.0	U	1.0	0.10
76-15-3	Freon 115	1.0	U	1.0	0.10

FORM I
GC/MS VOA ORGANICS ANALYSIS DATA SHEET

Lab Name: TestAmerica Edison | Job No.: 460-123207-1

SDG No.:

Client Sample ID: MW-48MI-XX | Lab Sample ID: 460-123207-3

Matrix: Water | Lab File ID: V47614.D

Analysis Method: OLM04.2/VOL | Date Collected: 11/01/2016 11:25

Sample wt/vol: 5(mL) | Date Analyzed: 11/11/2016 15:08

Soil Aliquot Vol: | Dilution Factor: 1

Soil Extract Vol.: | GC Column: Rtx-624 ID: 0.25(mm)

% Moisture: | Level: (low/med) Low

Analysis Batch No.: 403413 | Units: ug/L

CAS NO.	COMPOUND NAME	RESULT	Q	RL	MDL
306-83-2	Freon 123	1.0	U	1.0	0.10
75-37-6	Freon 152a	1.0	U	1.0	0.10
98-82-8	Isopropylbenzene	1.0	U	1.0	0.10
179601-23-1	m&p-Xylene	1.0	U	1.0	0.10
79-20-9	Methyl acetate	1.0	U	1.0	0.10
78-93-3	Methyl ethyl ketone (MEK)	1.0	U	1.0	0.10
108-10-1	Methyl isobutyl ketone (MIBK)	1.0	U	1.0	0.10
1634-04-4	Methyl tert-butyl ether	1.0	U	1.0	0.10
108-87-2	Methylcyclohexane	1.0	U	1.0	0.10
75-09-2	Methylene Chloride	0.46	J	1.0	0.10
95-47-6	o-Xylene	1.0	U	1.0	0.10
100-42-5	Styrene	1.0	U	1.0	0.10
127-18-4	Tetrachloroethene	0.27	J	1.0	0.10
108-88-3	Toluene	1.0	U	1.0	0.10
156-60-5	trans-1,2-Dichloroethene	1.0	U	1.0	0.10
10061-02-6	trans-1,3-Dichloropropene	1.0	U	1.0	0.10
79-01-6	Trichloroethene	0.46	J	1.0	0.10
75-01-4	Vinyl chloride	1.0	U	1.0	0.10
1330-20-7	Xylenes, Total	1.0	U	1.0	0.10

CAS NO.	SURROGATE	%REC	Q	LIMITS
17060-07-0	1,2-Dichloroethane-d4 (Surr)	97		76-114
460-00-4	4-Bromofluorobenzene	96		86-115
2037-26-5	Toluene-d8 (Surr)	97		88-110

FORM I
GC/MS VOA ORGANICS ANALYSIS DATA SHEET
TENTATIVELY IDENTIFIED COMPOUNDS

Lab Name: TestAmerica Edison Job No.: 460-123207-1

SDG No.:

Client Sample ID: MW-48MI-XX Lab Sample ID: 460-123207-3

Matrix: Water Lab File ID: V47614.D

Analysis Method: OLM04.2/VOL Date Collected: 11/01/2016 11:25

Sample wt/vol: 5(mL) Date Analyzed: 11/11/2016 15:08

Soil Aliquot Vol: Dilution Factor: 1

Soil Extract Vol.: GC Column: Rtx-624 ID: 0.25(mm)

% Moisture: Level: (low/med) Low

Analysis Batch No.: 403413 Units: ug/L

Number TICs Found: 0 TIC Result Total: 0

CAS NO.	COMPOUND NAME	RT	RESULT	Q	MATCH QUALITY
	Tentatively Identified Compound		None		

FORM I
GC/MS VOA ORGANICS ANALYSIS DATA SHEET

Lab Name: TestAmerica Edison | Job No.: 460-123207-1

SDG No.:

Client Sample ID: MW-48ML-XX | Lab Sample ID: 460-123207-4

Matrix: Water | Lab File ID: V47615.D

Analysis Method: OLM04.2/VOL | Date Collected: 11/01/2016 11:45

Sample wt/vol: 5(mL) | Date Analyzed: 11/11/2016 15:30

Soil Aliquot Vol: | Dilution Factor: 1

Soil Extract Vol.: | GC Column: Rtx-624 ID: 0.25(mm)

% Moisture: | Level: (low/med) Low

Analysis Batch No.: 403413 | Units: ug/L

CAS NO.	COMPOUND NAME	RESULT	Q	RL	MDL
71-55-6	1,1,1-Trichloroethane	1.0	U	1.0	0.10
79-34-5	1,1,2,2-Tetrachloroethane	1.0	U	1.0	0.10
76-13-1	1,1,2-Trichloro-1,2,2-trifluoroethane	1.0	U	1.0	0.10
79-00-5	1,1,2-Trichloroethane	1.0	U	1.0	0.10
75-34-3	1,1-Dichloroethane	1.0	U	1.0	0.10
75-35-4	1,1-Dichloroethene	1.0	U	1.0	0.10
120-82-1	1,2,4-Trichlorobenzene	1.0	U	1.0	0.10
96-12-8	1,2-Dibromo-3-Chloropropane	1.0	U	1.0	0.10
106-93-4	1,2-Dibromoethane	1.0	U	1.0	0.10
95-50-1	1,2-Dichlorobenzene	1.0	U	1.0	0.10
107-06-2	1,2-Dichloroethane	1.0	U	1.0	0.10
78-87-5	1,2-Dichloropropane	1.0	U	1.0	0.10
541-73-1	1,3-Dichlorobenzene	1.0	U	1.0	0.10
106-46-7	1,4-Dichlorobenzene	1.0	U	1.0	0.10
591-78-6	2-Hexanone	1.0	U	1.0	0.10
67-64-1	Acetone	1.0	U	1.0	0.10
71-43-2	Benzene	1.0	U	1.0	0.10
75-27-4	Bromodichloromethane	1.0	U	1.0	0.10
75-25-2	Bromoform	1.0	U	1.0	0.10
74-83-9	Bromomethane	1.0	U	1.0	0.10
75-15-0	Carbon disulfide	1.0	U	1.0	0.10
56-23-5	Carbon tetrachloride	1.0	U	1.0	0.10
108-90-7	Chlorobenzene	1.0	U	1.0	0.10
75-45-6	Chlorodifluoromethane	1.0	U	1.0	0.10
75-00-3	Chloroethane	1.0	U	1.0	0.10
67-66-3	Chloroform	1.0	U	1.0	0.10
74-87-3	Chloromethane	1.0	U	1.0	0.10
156-59-2	cis-1,2-Dichloroethene	1.0	U	1.0	0.10
10061-01-5	cis-1,3-Dichloropropene	1.0	U	1.0	0.10
110-82-7	Cyclohexane	1.0	U	1.0	0.10
124-48-1	Dibromochloromethane	1.0	U	1.0	0.10
75-71-8	Dichlorodifluoromethane	1.0	U	1.0	0.10
100-41-4	Ethylbenzene	1.0	U	1.0	0.10
75-69-4	Freon 11	1.0	U	1.0	0.10
76-15-3	Freon 115	1.0	U	1.0	0.10

FORM I
GC/MS VOA ORGANICS ANALYSIS DATA SHEET

Lab Name: TestAmerica Edison | Job No.: 460-123207-1

SDG No.:

Client Sample ID: MW-48ML-XX | Lab Sample ID: 460-123207-4

Matrix: Water | Lab File ID: V47615.D

Analysis Method: OLM04.2/VOL | Date Collected: 11/01/2016 11:45

Sample wt/vol: 5(mL) | Date Analyzed: 11/11/2016 15:30

Soil Aliquot Vol: | Dilution Factor: 1

Soil Extract Vol.: | GC Column: Rtx-624 ID: 0.25(mm)

% Moisture: | Level: (low/med) Low

Analysis Batch No.: 403413 | Units: ug/L

CAS NO.	COMPOUND NAME	RESULT	Q	RL	MDL
306-83-2	Freon 123	1.0	U	1.0	0.10
75-37-6	Freon 152a	1.0	U	1.0	0.10
98-82-8	Isopropylbenzene	1.0	U	1.0	0.10
179601-23-1	m&p-Xylene	1.0	U	1.0	0.10
79-20-9	Methyl acetate	1.0	U	1.0	0.10
78-93-3	Methyl ethyl ketone (MEK)	1.0	U	1.0	0.10
108-10-1	Methyl isobutyl ketone (MIBK)	1.0	U	1.0	0.10
1634-04-4	Methyl tert-butyl ether	1.0	U	1.0	0.10
108-87-2	Methylcyclohexane	1.0	U	1.0	0.10
75-09-2	Methylene Chloride	1.0	U	1.0	0.10
95-47-6	o-Xylene	1.0	U	1.0	0.10
100-42-5	Styrene	1.0	U	1.0	0.10
127-18-4	Tetrachloroethene	1.0	U	1.0	0.10
108-88-3	Toluene	1.0	U	1.0	0.10
156-60-5	trans-1,2-Dichloroethene	1.0	U	1.0	0.10
10061-02-6	trans-1,3-Dichloropropene	1.0	U	1.0	0.10
79-01-6	Trichloroethene	1.0	U	1.0	0.10
75-01-4	Vinyl chloride	1.0	U	1.0	0.10
1330-20-7	Xylenes, Total	1.0	U	1.0	0.10

CAS NO.	SURROGATE	%REC	Q	LIMITS
17060-07-0	1,2-Dichloroethane-d4 (Surr)	98		76-114
460-00-4	4-Bromofluorobenzene	97		86-115
2037-26-5	Toluene-d8 (Surr)	98		88-110

FORM I
GC/MS VOA ORGANICS ANALYSIS DATA SHEET
TENTATIVELY IDENTIFIED COMPOUNDS

Lab Name: TestAmerica Edison Job No.: 460-123207-1

SDG No.:

Client Sample ID: MW-48ML-XX Lab Sample ID: 460-123207-4

Matrix: Water Lab File ID: V47615.D

Analysis Method: OLM04.2/VOL Date Collected: 11/01/2016 11:45

Sample wt/vol: 5(mL) Date Analyzed: 11/11/2016 15:30

Soil Aliquot Vol: Dilution Factor: 1

Soil Extract Vol.: GC Column: Rtx-624 ID: 0.25(mm)

% Moisture: Level: (low/med) Low

Analysis Batch No.: 403413 Units: ug/L

Number TICs Found: 1 TIC Result Total: 8.5

CAS NO.	COMPOUND NAME	RT	RESULT	Q	MATCH QUALITY
	Unknown	2.02	8.5	J	

FORM I
HPLC/IC ORGANICS ANALYSIS DATA SHEET

Lab Name: TestAmerica Pittsburgh
Job No.: 460-123207-1
SDG No.:
Client Sample ID: QC-EB110116
Lab Sample ID: 460-123207-2
Matrix: Water
Lab File ID: A-ICS2100 A 11-14-2016-22.d
Analysis Method: 300.0
Date Collected: 11/01/2016 08:35
Extraction Method:
Date Extracted:
Sample wt/vol: 1(mL)
Date Analyzed: 11/14/2016 10:48
Con. Extract Vol.:
Dilution Factor: 1
Injection Volume: 25(mL)
GC Column: AS-18 ID:
% Moisture:
GPC Cleanup:(Y/N) N
Analysis Batch No.: 194215
Units: mg/L

CAS NO.	COMPOUND NAME	RESULT	Q	RL	MDL
24959-67-9	Bromide	0.0025	U	0.0025	0.00045

FORM I
HPLC/IC ORGANICS ANALYSIS DATA SHEET

Lab Name: TestAmerica Pittsburgh
Job No.: 460-123207-1
SDG No.:
Client Sample ID: MW-48MI-XX
Lab Sample ID: 460-123207-3
Matrix: Water
Lab File ID: A-ICS2100 A 11-14-2016-19.d
Analysis Method: 300.0
Date Collected: 11/01/2016 11:25
Extraction Method:
Date Extracted:
Sample wt/vol: 1(mL)
Date Analyzed: 11/14/2016 09:44
Con. Extract Vol.:
Dilution Factor: 1
Injection Volume: 25(mL)
GC Column: AS-18 ID:
% Moisture:
GPC Cleanup:(Y/N) N
Analysis Batch No.: 194215
Units: mg/L

CAS NO.	COMPOUND NAME	RESULT	Q	RL	MDL
24959-67-9	Bromide	0.0025	U F1	0.0025	0.00045

FORM I
HPLC/IC ORGANICS ANALYSIS DATA SHEET

Lab Name: TestAmerica Pittsburgh
Job No.: 460-123207-1
SDG No.:
Client Sample ID: MW-48ML-XX
Lab Sample ID: 460-123207-4
Matrix: Water
Lab File ID: A-ICS2100 A 11-14-2016-18.d
Analysis Method: 300.0
Date Collected: 11/01/2016 11:45
Extraction Method:
Date Extracted:
Sample wt/vol: 1(mL)
Date Analyzed: 11/14/2016 09:29
Con. Extract Vol.:
Dilution Factor: 1
Injection Volume: 25(mL)
GC Column: AS-18 ID:
% Moisture:
GPC Cleanup:(Y/N) N
Analysis Batch No.: 194215
Units: mg/L

CAS NO.	COMPOUND NAME	RESULT	Q	RL	MDL
24959-67-9	Bromide	0.0025	U	0.0025	0.00045

1B-IN
INORGANIC ANALYSIS DATA SHEET
GENERAL CHEMISTRY

Client Sample ID: QC-EB110116
Lab Sample ID: 460-123207-2
Lab Name: TestAmerica Edison
Job No.: 460-123207-1
SDG ID.:
Matrix: Water
Date Sampled: 11/01/2016 08:35
Reporting Basis: WET
Date Received: 11/02/2016 13:25

CAS No.	Analyte	Result	RL	MDL	Units	C	Q	DIL	Method
16887-00-6	Chloride	5.0	5.0	0.84	mg/L	U		1	SM 4500 Cl- B

1B-IN
INORGANIC ANALYSIS DATA SHEET
GENERAL CHEMISTRY

Client Sample ID: MW-48MI-XX
Lab Sample ID: 460-123207-3
Lab Name: TestAmerica Edison
Job No.: 460-123207-1
SDG ID.:
Matrix: Water
Date Sampled: 11/01/2016 11:25
Reporting Basis: WET
Date Received: 11/02/2016 13:25

CAS No.	Analyte	Result	RL	MDL	Units	C	Q	DIL	Method
16887-00-6	Chloride	126	10.0	1.7	mg/L			2	SM 4500 Cl- B

1B-IN
INORGANIC ANALYSIS DATA SHEET
GENERAL CHEMISTRY

Client Sample ID: MW-48ML-XX
Lab Sample ID: 460-123207-4
Lab Name: TestAmerica Edison
Job No.: 460-123207-1
SDG ID.:
Matrix: Water
Date Sampled: 11/01/2016 11:45
Reporting Basis: WET
Date Received: 11/02/2016 13:25

CAS No.	Analyte	Result	RL	MDL	Units	C	Q	DIL	Method
16887-00-6	Chloride	1150	100	16.8	mg/L			20	SM 4500 Cl- B

Attachment 3

Support Documentation

TestAmerica

THE LEADER IN ENVIRONMENTAL TESTING

CHAIN OF CUSTODY / ANALYSIS REQ

460-123207 Chain of Custody

(732) 549-3679

1 of 1

Name (for report and invoice) MR. STEVE FELDMANN	Samplers Name (Printed) R WAGNER, D BRO	Site/Project Identification LMC - GN
Company TETRA TECH GEO	P. O. #	State (Location of site): NJ: ☐ NY: ☑ Other:
		Regulatory Program: DKQP: ☐
Address ONE SALEM SQUARE 295 ROUTE 22 E, SUITE 104E	Analysis Turnaround Time: Standard ☒	
City Whitehouse Station State NJ 08889	Rush Charges Authorized For: 2 Week ☐ 1 Week ☐ Other ☐	
Phone Fax		

ANALYSIS REQUESTED (ENTER "X" BELOW TO INDICATE REQUEST)

LAB USE ONLY
Project No:
Job No: 123207

Sample Identification	Date	Time	Matrix	No. of. Cont.	8260C	SIM OL MOD. 2	4500 CLD chloride	300 28D LL of Bromide							Sample Numbers
QC-TB110116	110116	—	G		X	~~X~~									1
QC-EB110116	110116	0835	G	5	X	X	X								2
MW-48MI-XX	110116	1125	G	6	X	X	X								3
MW-48ML-XX	110116	1145	G	6	X	X	X								4
~~N12455 XX~~	~~110116~~	—	G	6	X	X	X								

Preservation Used: 1 = ICE, 2 = HCl, 3 = H_2SO_4, 4 = HNO_3, 5 = NaOH
6 = Other _____, 7 = Other _____

Soil:													
Water:	X	X	X										

Special Instructions

Water Metals Filtered (Yes/No)? _____

Relinquished by	Company	Date / Time	Received by	Company
Roy Wagner	Tetra Tech	11-1-16 1700	1) [signature]	TETRA TECH
2) Priscilla Mertz	TETRA TECH	11/2/16 11:55	2) Lusha Smith	TA
3) Lusha Smith	TA	11/2/16 1325	3) [signature]	TA EDI 11/4/16 1325
Relinquished by 4)	Company	Date / Time	Received by 4)	Company

Laboratory Certifications: New Jersey (12028), New York (11452), Pennsylvania (68-522), Connecticut (PH-0200), Rhode Island (132).

TAL - 0016 (0715)

Massachusetts (M-NJ312), North Carolina (No. 578) Client Seal IR#7 3.2°C

TestAmerica Edison
Receipt Temperature and pH Log

Job Number: 123207

[redacted]

TALS Sample Number	Ammonia (pH<2)	COD (pH<2)	Nitrate Nitrite (pH<2)	Metals* (pH<2)	Hardness (pH<2)	Pest (pH 5-9)	EPH or OAM (pH<2)	Phenols (pH<2)	Sulfide (pH>9)	TKN (pH<2)	TOC (pH<2)	Total Cyanide (pH>12)	Total Phos (pH<2)	Other	Other

If pH adjustments are required record the information below:

Sample No(s). adjusted: _____

Preservative Name/Conc.: _____ Volume of Preservative used (ml): _____

Lot # of Preservative(s): _____ Expiration Date: _____

The appropriate Project Manager and Department Manager should be notified about the samples which were pH adjusted.

**Samples for Metal analysis which are out of compliance must be acidified at least 24 hours prior to analysis.*

Initials: LS Date: 11/2/16

EDS-WI-038, Rev 4, 06/09/2014

TestAmerica Edison
777 New Durham Road
Edison, NJ 08817
Phone (732) 549-3900 Fax (732) 549-3679

Chain of Custody Record

TestAmerica
LEADER IN ENVIRONMENTAL TESTING

460-123207 Chain of Custody

Client Information (Sub Contract Lab)	Sampler:	Lab PM: Meidhof, Marie A	Lab Job: 17055.1
Client Contact: Shipping/Receiving	Phone:	E-Mail: marie.meidhof@testameri	Page 1 of 1
Company: TestAmerica Laboratories, Inc.		Accreditations Required (See note): NELAP - New York	Job #: 460-123207-1
Address: 301 Alpha Drive, RIDC Park,	Due Date Requested: 11/14/2016		
City: Pittsburgh	TAT Requested (days):		
State, Zip: PA, 15238			
Phone: 412-963-7058(Tel) 412-963-2468(Fax)	PO #:		
Email:	WO #:		
Project Name: LMC-GN	Project #: 46018731		
Site: Tetra Tech - Lockheed Martin, New Hyde	SSOW#:		

Analysis Requested

Preservation Codes:

A - HCL, B - NaOH, C - Zn Acetate, D - Nitric Acid, E - NaHSO4, F - MeOH, G - Amchlor, H - Ascorbic Acid, I - Ice, J - DI Water, K - EDTA, L - EDA, M - Hexane, N - None, O - AsNaO2, P - Na2O4S, Q - Na2SO3, R - Na2S2O3, S - H2SO4, T - TSP Dodecahydrate, U - Acetone, V - MCAA, W - pH 4-5, Z - other (specify)

Other:

Sample Identification - Client ID (Lab ID)	Sample Date	Sample Time	Sample Type (C=comp, G=grab)	Matrix (W=water, S=solid, O=waste/oil, BT=Tissue, A=Air)	Field Filtered Sample (Yes or No)	Perform MS/MSD (Yes or No)	300_28D_LL_OF/ Bromide (Low Level)	Total Number of containers	Special Instructions/Note:
			Preservation Code:						
QC-EB110116 (460-123207-2)	11/1/16	08:35 Eastern		Water			X	1	
MW-48MI-XX (460-123207-3)	11/1/16	11:25 Eastern		Water			X	1	
MW-48ML-XX (460-123207-4)	11/1/16	11:45 Eastern		Water			X	1	

Note: Since laboratory accreditations are subject to change, TestAmerica Laboratories, Inc. places the ownership of method, analyte & accreditation compliance upon out subcontract laboratories. This sample shipment is forwarded under chain-of-custody. If the laboratory does not currently maintain accreditation in the State of Origin listed above for analysis/tests/matrix being analyzed, the samples must be shipped back to the TestAmerica laboratory or other instructions will be provided. Any changes to accreditation status should be brought to TestAmerica Laboratories, Inc. attention immediately. If all requested accreditations are current to date, return the signed Chain of Custody attesting to said complicance to TestAmerica Laboratories, Inc.

Possible Hazard Identification *Unconfirmed*	***Sample Disposal (A fee may be assessed if samples are retained longer than 1 month)*** ☐ *Return To Client* ☐ *Disposal By Lab* ☐ *Archive For* _____ *Months*
Deliverable Requested: I, II, III, IV, Other (specify) Primary Deliverable Rank: 1	Special Instructions/QC Requirements:

Empty Kit Relinquished by:	Date:	Time:		Method of Shipment:	
Relinquished by:	Date/Time: 11/4/16 1800	Company:	Received by:	Date/Time: 11-5-16 9:20	Company: AP
Relinquished by:	Date/Time:	Company	Received by:	Date/Time:	Company
Relinquished by:	Date/Time:	Company	Received by:	Date/Time:	Company

Custody Seals Intact: Δ Yes Δ No	Custody Seal No.:	Cooler Temperature(s) °C and Other Remarks:

Login Sample Receipt Checklist

Client: Tetra Tech GEO

Job Number: 460-123207-1

Login Number: 123207
List Number: 1
Creator: Rivera, Kenneth

List Source: TestAmerica Edison

Question	Answer	Comment
Radioactivity wasn't checked or is </= background as measured by a survey meter.	N/A	
The cooler's custody seal, if present, is intact.	True	Client seal present
Sample custody seals, if present, are intact.	N/A	
The cooler or samples do not appear to have been compromised or tampered with.	True	
Samples were received on ice.	True	
Cooler Temperature is acceptable.	True	
Cooler Temperature is recorded.	True	3.2°C, IR #7
COC is present.	True	
COC is filled out in ink and legible.	True	
COC is filled out with all pertinent information.	True	
Is the Field Sampler's name present on COC?	True	
There are no discrepancies between the containers received and the COC.	True	
Samples are received within Holding Time (excluding tests with immediate HTs)	True	
Sample containers have legible labels.	True	
Containers are not broken or leaking.	True	
Sample collection date/times are provided.	True	
Appropriate sample containers are used.	True	
Sample bottles are completely filled.	True	
Sample Preservation Verified.	True	
There is sufficient vol. for all requested analyses, incl. any requested MS/MSDs	True	
Containers requiring zero headspace have no headspace or bubble is <6mm (1/4").	True	
Multiphasic samples are not present.	True	
Samples do not require splitting or compositing.	True	
Residual Chlorine Checked.	N/A	No analysis requiring residual chlorine check assigned.

Login Sample Receipt Checklist

Client: Tetra Tech GEO

Job Number: 460-123207-1

Login Number: 123207
List Number: 2
Creator: Watson, Debbie

List Source: TestAmerica Pittsburgh
List Creation: 11/05/16 05:31 PM

Question	Answer	Comment
Radioactivity wasn't checked or is </= background as measured by a survey meter.	True	
The cooler's custody seal, if present, is intact.	True	
Sample custody seals, if present, are intact.	True	
The cooler or samples do not appear to have been compromised or tampered with.	True	
Samples were received on ice.	True	
Cooler Temperature is acceptable.	True	
Cooler Temperature is recorded.	True	
COC is present.	True	
COC is filled out in ink and legible.	True	
COC is filled out with all pertinent information.	True	
Is the Field Sampler's name present on COC?	True	
There are no discrepancies between the containers received and the COC.	True	
Samples are received within Holding Time (excluding tests with immediate HTs)	True	
Sample containers have legible labels.	True	
Containers are not broken or leaking.	True	
Sample collection date/times are provided.	True	
Appropriate sample containers are used.	True	
Sample bottles are completely filled.	True	
Sample Preservation Verified.	True	
There is sufficient vol. for all requested analyses, incl. any requested MS/MSDs	True	
Containers requiring zero headspace have no headspace or bubble is <6mm (1/4").	True	
Multiphasic samples are not present.	True	
Samples do not require splitting or compositing.	True	
Residual Chlorine Checked.	N/A	

CASE NARRATIVE

Client: Tetra Tech GEO

Project: LMC-GN

Report Number: 460-123207-1

This case narrative is in the form of an exception report, where only the anomalies related to this report, method specific performance and/or QA/QC issues are discussed. If there are no issues to report, this narrative will include a statement that documents that there are no relevant data issues.

It should be noted that samples with elevated Reporting Limits (RLs) as a result of a dilution may not be able to satisfy customer reporting limits in some cases. Such increases in the RLs are unavoidable but acceptable consequence of sample dilution that enables quantification of target analytes or interferences which exceed the calibration range of the instrument.

Calculations are performed before rounding to avoid round-off errors in calculated results.

All holding times were met and proper preservation noted for the methods performed on these samples, unless otherwise detailed in the individual sections below.

RECEIPT
The samples were received on 11/2/2016 1:25 PM; the samples arrived in good condition, properly preserved and, where required, on ice. The temperature of the cooler at receipt was 3.2º C.

Note: All samples which require thermal preservation are considered acceptable if the arrival temperature is within 2C of the required temperature or method specified range. For samples with a specified temperature of 4C, samples with a temperature ranging from just above freezing temperature of water to 6C shall be acceptable. Samples that are hand delivered immediately following collection may not meet these criteria, however they will be deemed acceptable according to NELAC standards, if there is evidence that the chilling process has begun, such as arrival on ice, etc.

VOLATILE ORGANIC COMPOUNDS (GC-MS) - SELECTED ION MODE (SIM)
Samples QC-TB110116 (460-123207-1), QC-EB110116 (460-123207-2), MW-48MI-XX (460-123207-3) and MW-48ML-XX (460-123207-4) were analyzed for volatile organic compounds (GC-MS) - Selected Ion Mode (SIM) in accordance with EPA SW-846 Method 8260C SIM. The samples were analyzed on 11/11/2016 and 11/14/2016.

No difficulties were encountered during the volatile organic compounds (GC-MS) - Selected Ion Mode (SIM) analysis.

All quality control parameters were within the acceptance limits.

CLP VOLATILES (LL)
Samples QC-TB110116 (460-123207-1), QC-EB110116 (460-123207-2), MW-48MI-XX (460-123207-3) and MW-48ML-XX (460-123207-4) were analyzed for CLP volatiles (LL) in accordance with OLM04.2 Method Volatiles (Low Level - LL). The samples were analyzed on 11/11/2016.

No difficulties were encountered during the volatiles analysis.

All quality control parameters were within the acceptance limits.

CHLORIDE
Samples QC-EB110116 (460-123207-2), MW-48MI-XX (460-123207-3) and MW-48ML-XX (460-123207-4) were analyzed for chloride in accordance with SM 4500 CL B. The samples were analyzed on 11/14/2016.

Samples MW-48MI-XX (460-123207-3)[2X] and MW-48ML-XX (460-123207-4)[20X] required dilution prior to analysis. The reporting limits have been adjusted accordingly.

No difficulties were encountered during the chloride analysis.

All quality control parameters were within the acceptance limits.

ANIONS, ION CHROMATOGRAPHY
Samples QC-EB110116 (460-123207-2), MW-48MI-XX (460-123207-3) and MW-48ML-XX (460-123207-4) were analyzed for Anions, Ion Chromatography in accordance with EPA Method 300.0_28D Anions by Ion Chromatograph (Low Level - LL). The samples were analyzed on 11/14/2016.

The matrix spike / matrix spike duplicate (MS/MSD) recoveries for 180-194215 were outside control limits. Sample matrix interference is

suspected because the associated laboratory control sample (LCS) recovery was within acceptance limits.

Bromide failed the recovery criteria low for the MS/MSD of sample MW-48MI-XXMS (460-123207-3) in batch 180-194215.

Refer to the QC report for details.

No other difficulties were encountered during the Anions, Ion Chromatography analysis.

All other quality control parameters were within the acceptance limits.

Qualifiers

GC/MS VOA

Qualifier	Qualifier Description
U	Indicates the analyte was analyzed for but not detected.
J	Result is less than the RL but greater than or equal to the MDL and the concentration is an approximate value.

GC/MS VOA TICs

Qualifier	Qualifier Description
J	Indicates an Estimated Value for TICs

HPLC/IC

Qualifier	Qualifier Description
U	Indicates the analyte was analyzed for but not detected.
F1	MS and/or MSD Recovery is outside acceptance limits.

General Chemistry

Qualifier	Qualifier Description
U	Indicates the analyte was analyzed for but not detected.

Glossary

Abbreviation	These commonly used abbreviations may or may not be present in this report.
¤	Listed under the "D" column to designate that the result is reported on a dry weight basis
%R	Percent Recovery
CFL	Contains Free Liquid
CNF	Contains no Free Liquid
DER	Duplicate error ratio (normalized absolute difference)
Dil Fac	Dilution Factor
DL, RA, RE, IN	Indicates a Dilution, Re-analysis, Re-extraction, or additional Initial metals/anion analysis of the sample
DLC	Decision level concentration
MDA	Minimum detectable activity
EDL	Estimated Detection Limit
MDC	Minimum detectable concentration
MDL	Method Detection Limit
ML	Minimum Level (Dioxin)
NC	Not Calculated
ND	Not detected at the reporting limit (or MDL or EDL if shown)
PQL	Practical Quantitation Limit
QC	Quality Control
RER	Relative error ratio
RL	Reporting Limit or Requested Limit (Radiochemistry)
RPD	Relative Percent Difference, a measure of the relative difference between two points
TEF	Toxicity Equivalent Factor (Dioxin)
TEQ	Toxicity Equivalent Quotient (Dioxin)

Sample Summary

Client: Tetra Tech GEO
Project/Site: LMC-GN

TestAmerica Job ID: 460-123207-1

Lab Sample ID	Client Sample ID	Matrix	Collected	Received
460-123207-1	QC-TB110116	Water	11/01/16 00:00	11/02/16 13:25
460-123207-2	QC-EB110116	Water	11/01/16 08:35	11/02/16 13:25
460-123207-3	MW-48MI-XX	Water	11/01/16 11:25	11/02/16 13:25
460-123207-4	MW-48ML-XX	Water	11/01/16 11:45	11/02/16 13:25

Method Summary

Client: Tetra Tech GEO
Project/Site: LMC-GN

TestAmerica Job ID: 460-123207-1

Method	Method Description	Protocol	Laboratory
8260C SIM	Volatile Organic Compounds (GC/MS)	SW846	TAL EDI
OLM04.2/VOL	Volatile Organic Compounds (GC/MS)	OLM04.2	TAL EDI
300.0	Anions, Ion Chromatography	MCAWW	TAL PIT
SM 4500 Cl- B	Chloride	SM	TAL EDI

Protocol References:

MCAWW = "Methods For Chemical Analysis Of Water And Wastes", EPA-600/4-79-020, March 1983 And Subsequent Revisions.
OLM04.2 = "Statement of Work for Organic Analysis", Multi-Media, Multi-Concentration September 1998
SM = "Standard Methods For The Examination Of Water And Wastewater",
SW846 = "Test Methods For Evaluating Solid Waste, Physical/Chemical Methods", Third Edition, November 1986 And Its Updates.

Laboratory References:

TAL EDI = TestAmerica Edison, 777 New Durham Road, Edison, NJ 08817, TEL (732)549-3900
TAL PIT = TestAmerica Pittsburgh, 301 Alpha Drive, RIDC Park, Pittsburgh, PA 15238, TEL (412)963-7058

FORM II
GC/MS VOA SURROGATE RECOVERY

Lab Name: TestAmerica Edison Job No.: 460-123207-1

SDG No.:

Matrix: Water Level: Low

GC Column (1): DB-624 ID: 0.18(mm)

Client Sample ID	Lab Sample ID	DCA #	BFB #
QC-TB110116	460-123207-1	119	91
QC-EB110116	460-123207-2	119	92
MW-48MI-XX	460-123207-3	113	89
MW-48ML-XX	460-123207-4	110	88
	MB 460-403598/7	109	92
	MB 460-403874/8	112	93
	LCS 460-403598/4	102	88
	LCS 460-403874/4	111	91
	LCSD 460-403598/5	105	93
	LCSD 460-403874/5	108	93

	QC LIMITS
DCA = 1,2-Dichloroethane-d4 (Surr)	71-144
BFB = 4-Bromofluorobenzene	72-133

Column to be used to flag recovery values

FORM II 8260C SIM

FORM VIII
GC/MS VOA INTERNAL STANDARD AREA AND RETENTION TIME SUMMARY

Lab Name: TestAmerica Edison Job No.: 460-123207-1

SDG No.:

Sample No.: CCVIS 460-403598/3 Date Analyzed: 11/11/2016 19:31

Instrument ID: CVOAMS2 GC Column: DB-624 ID: 0.18(mm)

Lab File ID (Standard): B07882.D Heated Purge: (Y/N) N

Calibration ID: 59021

		FB		DXE		CBNZd5	
		AREA #	RT #	AREA #	RT #	AREA #	RT #
12/24 HOUR STD		161505	4.51	29662	5.24	68567	7.56
UPPER LIMIT		323010	5.01	59324	5.74	137134	8.06
LOWER LIMIT		80753	4.01	14831	4.74	34284	7.06
LAB SAMPLE ID	CLIENT SAMPLE ID						
LCS 460-403598/4		158041	4.51	30947	5.24	68067	7.56
LCSD 460-403598/5		145622	4.51	32772	5.24	62507	7.56
MB 460-403598/7		137020	4.51	24281	5.24	57295	7.56
460-123207-1	QC-TB110116	117792	4.51	25204	5.24	50896	7.56
460-123207-2	QC-EB110116	118285	4.51	30002	5.24	51344	7.56

FB = Fluorobenzene
DXE = 1,4-Dioxane-d8
CBNZd5 = Chlorobenzene-d5

Area Limit = 50%-200% of internal standard area
RT Limit = ± 0.5 minutes of internal standard RT

Column used to flag values outside QC limits

FORM VIII 8260C SIM

FORM VIII
GC/MS VOA INTERNAL STANDARD AREA AND RETENTION TIME SUMMARY

Lab Name: TestAmerica Edison Job No.: 460-123207-1

SDG No.:

Sample No.: CCVIS 460-403874/3 Date Analyzed: 11/13/2016 22:41

Instrument ID: CVOAMS2 GC Column: DB-624 ID: 0.18(mm)

Lab File ID (Standard): B07989.D Heated Purge: (Y/N) N

Calibration ID: 59021

		FB		DXE		CBNZd5	
		AREA #	RT #	AREA #	RT #	AREA #	RT #
12/24 HOUR STD		142336	4.51	35787	5.24	77987	7.57
UPPER LIMIT		284672	5.01	71574	5.74	155974	8.07
LOWER LIMIT		71168	4.01	17894	4.74	38994	7.07
LAB SAMPLE ID	CLIENT SAMPLE ID						
LCS 460-403874/4		127509	4.51	35811	5.24	68588	7.56
LCSD 460-403874/5		126524	4.51	34046	5.24	66702	7.56
MB 460-403874/8		120781	4.51	34332	5.24	65309	7.56
460-123207-3	MW-48MI-XX	122498	4.51	34478	5.24	69637	7.56
460-123207-4	MW-48ML-XX	123931	4.51	36541	5.24	71692	7.56

FB = Fluorobenzene
DXE = 1,4-Dioxane-d8
CBNZd5 = Chlorobenzene-d5

Area Limit = 50%-200% of internal standard area
RT Limit = ± 0.5 minutes of internal standard RT

Column used to flag values outside QC limits

FORM VIII 8260C SIM

FORM IV
GC/MS VOA METHOD BLANK SUMMARY

Lab Name: TestAmerica Edison Job No.: 460-123207-1

SDG No.:

Lab File ID: B07886.D Lab Sample ID: MB 460-403598/7

Matrix: Water Heated Purge:(Y/N) N

Instrument ID: CVOAMS2 Date Analyzed: 11/11/2016 21:20

GC Column: DB-624 ID: 0.18(mm)

THIS METHOD BLANK APPLIES TO THE FOLLOWING SAMPLES:

CLIENT SAMPLE ID	LAB SAMPLE ID	LAB FILE ID	DATE ANALYZED
	LCS 460-403598/4	B07883.D	11/11/2016 19:55
	LCSD 460-403598/5	B07884.D	11/11/2016 20:19
QC-TB110116	460-123207-1	B07890.D	11/11/2016 22:57
QC-EB110116	460-123207-2	B07891.D	11/11/2016 23:22

FORM I
GC/MS VOA ORGANICS ANALYSIS DATA SHEET

Lab Name: TestAmerica Edison | Job No.: 460-123207-1

SDG No.:

Client Sample ID: | Lab Sample ID: MB 460-403598/7

Matrix: Water | Lab File ID: B07886.D

Analysis Method: 8260C SIM | Date Collected:

Sample wt/vol: 5(mL) | Date Analyzed: 11/11/2016 21:20

Soil Aliquot Vol: | Dilution Factor: 1

Soil Extract Vol.: | GC Column: DB-624 ID: 0.18(mm)

% Moisture: | Level: (low/med) Low

Analysis Batch No.: 403598 | Units: ug/L

CAS NO.	COMPOUND NAME	RESULT	Q	RL	MDL
123-91-1	1,4-Dioxane	0.40	U	0.40	0.11

CAS NO.	SURROGATE	%REC	Q	LIMITS
17060-07-0	1,2-Dichloroethane-d4 (Surr)	109		71-144
460-00-4	4-Bromofluorobenzene	92		72-133

FORM III
GC/MS VOA LAB CONTROL SAMPLE RECOVERY

Lab Name: TestAmerica Edison Job No.: 460-123207-1

SDG No.:

Matrix: Water Level: Low Lab File ID: B07883.D

Lab ID: LCS 460-403598/4 Client ID:

COMPOUND	SPIKE ADDED (ug/L)	LCS CONCENTRATION (ug/L)	LCS % REC	QC LIMITS REC	#
1,4-Dioxane	5.00	6.74	135	66-135	

Column to be used to flag recovery and RPD values

FORM III 8260C SIM

FORM III
GC/MS VOA LAB CONTROL SAMPLE DUPLICATE RECOVERY

Lab Name: TestAmerica Edison Job No.: 460-123207-1

SDG No.:

Matrix: Water Level: Low Lab File ID: B07884.D

Lab ID: LCSD 460-403598/5 Client ID:

COMPOUND	SPIKE ADDED (ug/L)	LCSD CONCENTRATION (ug/L)	LCSD % REC	% RPD	QC LIMITS		#
					RPD	REC	
1,4-Dioxane	5.00	5.90	118	13	30	66-135	

Column to be used to flag recovery and RPD values

FORM III 8260C SIM

FORM IV
GC/MS VOA METHOD BLANK SUMMARY

Lab Name: TestAmerica Edison Job No.: 460-123207-1

SDG No.:

Lab File ID: B07994.D Lab Sample ID: MB 460-403874/8

Matrix: Water Heated Purge:(Y/N) N

Instrument ID: CVOAMS2 Date Analyzed: 11/14/2016 00:43

GC Column: DB-624 ID: 0.18(mm)

THIS METHOD BLANK APPLIES TO THE FOLLOWING SAMPLES:

CLIENT SAMPLE ID	LAB SAMPLE ID	LAB FILE ID	DATE ANALYZED
	LCS 460-403874/4	B07990.D	11/13/2016 23:06
	LCSD 460-403874/5	B07991.D	11/13/2016 23:30
MW-48MI-XX	460-123207-3	B07999.D	11/14/2016 02:44
MW-48ML-XX	460-123207-4	B08000.D	11/14/2016 03:08

FORM I
GC/MS VOA ORGANICS ANALYSIS DATA SHEET

Lab Name: TestAmerica Edison | Job No.: 460-123207-1

SDG No.:

Client Sample ID: | Lab Sample ID: MB 460-403874/8

Matrix: Water | Lab File ID: B07994.D

Analysis Method: 8260C SIM | Date Collected:

Sample wt/vol: 5(mL) | Date Analyzed: 11/14/2016 00:43

Soil Aliquot Vol: | Dilution Factor: 1

Soil Extract Vol.: | GC Column: DB-624 ID: 0.18(mm)

% Moisture: | Level: (low/med) Low

Analysis Batch No.: 403874 | Units: ug/L

CAS NO.	COMPOUND NAME	RESULT	Q	RL	MDL
123-91-1	1,4-Dioxane	0.40	U	0.40	0.11

CAS NO.	SURROGATE	%REC	Q	LIMITS
17060-07-0	1,2-Dichloroethane-d4 (Surr)	112		71-144
460-00-4	4-Bromofluorobenzene	93		72-133

FORM III
GC/MS VOA LAB CONTROL SAMPLE RECOVERY

Lab Name: TestAmerica Edison Job No.: 460-123207-1

SDG No.:

Matrix: Water Level: Low Lab File ID: B07990.D

Lab ID: LCS 460-403874/4 Client ID:

COMPOUND	SPIKE ADDED (ug/L)	LCS CONCENTRATION (ug/L)	LCS % REC	QC LIMITS REC	#
1,4-Dioxane	5.00	5.52	110	66-135	

Column to be used to flag recovery and RPD values

FORM III 8260C SIM

FORM III
GC/MS VOA LAB CONTROL SAMPLE DUPLICATE RECOVERY

Lab Name: TestAmerica Edison Job No.: 460-123207-1

SDG No.:

Matrix: Water Level: Low Lab File ID: B07991.D

Lab ID: LCSD 460-403874/5 Client ID:

COMPOUND	SPIKE ADDED (ug/L)	LCSD CONCENTRATION (ug/L)	LCSD % REC	% RPD	QC LIMITS RPD	QC LIMITS REC	#
1,4-Dioxane	5.00	5.45	109	1	30	66-135	

Column to be used to flag recovery and RPD values

FORM III 8260C SIM

FORM V
GC/MS VOA INSTRUMENT PERFORMANCE CHECK
BROMOFLUOROBENZENE (BFB)

Lab Name: TestAmerica Edison Job No.: 460-123207-1

SDG No.:

Lab File ID: B07625.D BFB Injection Date: 11/07/2016

Instrument ID: CVOAMS2 BFB Injection Time: 02:19

Analysis Batch No.: 402417

M/E	ION ABUNDANCE CRITERIA	% RELATIVE ABUNDANCE	
50	15.0 - 40.0 % of mass 95	16.4	
75	30.0 - 60.0 % of mass 95	44.0	
95	Base Peak, 100% relative abundance	100.0	
96	5.0 - 9.0 % of mass 95	6.3	
173	Less than 2.0 % of mass 174	0.9	(0.9) 1
174	50.0 - 120.00 % of mass 95	99.7	
175	5.0 - 9.0 % of mass 174	7.0	(7.0) 1
176	95.0 - 101.0 % of mass 174	99.4	(99.7) 1
177	5.0 - 9.0 % of mass 176	7.1	(7.1) 2

1-Value is % mass 174 2-Value is % mass 176

THIS CHECK APPLIES TO THE FOLLOWING SAMPLES, MS, MSD, BLANKS AND STANDARDS:

CLIENT SAMPLE ID	LAB SAMPLE ID	LAB FILE ID	DATE ANALYZED	TIME ANALYZED
	STD005 460-402417/9	B07633.D	11/07/2016	05:40
	STD01 460-402417/10	B07634.D	11/07/2016	06:04
	STD05 460-402417/11	B07635.D	11/07/2016	06:29
	STD1 460-402417/12	B07636.D	11/07/2016	06:54
	STD2 460-402417/13	B07637.D	11/07/2016	07:18
	STD002 460-402417/19	B07643.D	11/07/2016	09:43

FORM VI
GC/MS VOA BY INTERNAL STANDARD - INITIAL CALIBRATION DATA
CURVE EVALUATION

Lab Name: TestAmerica Edison Job No.: 460-123207-1 Analy Batch No.: 402417

SDG No.:

Instrument ID: CVOAMS2 GC Column: DB-624 ID: 0.18(mm) Heated Purge: (Y/N) N

Calibration Start Date: 11/07/2016 05:40 Calibration End Date: 11/07/2016 09:43 Calibration ID: 59021

Calibration Files:

LEVEL:	LAB SAMPLE ID:	LAB FILE ID:
Level 1	STD002 460-402417/19	B07643.D
Level 2	STD005 460-402417/9	B07633.D
Level 3	STD01 460-402417/10	B07634.D
Level 4	STD05 460-402417/11	B07635.D
Level 5	STD1 460-402417/12	B07636.D
Level 6	STD2 460-402417/13	B07637.D

ANALYTE	RRF					CURVE TYPE	COEFFICIENT			#	MIN RRF	%RSD	#	MAX %RSD	R^2 OR COD	#	MIN R^2 OR COD
	LVL 1 LVL 6	LVL 2	LVL 3	LVL 4	LVL 5		B	M1	M2								
1,4-Dioxane	2.1237 2.0290	1.8385	1.8602	1.8722	1.8351	Ave		1.9264				6.3		20.0			
Ethylene Dibromide	0.4652 0.5913	0.5730	0.5495	0.5645	0.5802	Ave		0.5540			0.1000	8.3		20.0			
1,2,3-Trichloropropane	0.5907 0.6169	0.5910	0.6009	0.5836	0.6118	Ave		0.5992				2.2		20.0			
1,2-Dibromo-3-Chloropropane	0.1960 0.1486	0.1804	0.1635	0.1407	0.1554	Ave		0.1641			0.0500	12.6		20.0			
1,2-Dichloroethane-d4 (Surr)	0.2469 0.2524	0.2472	0.2455	0.2460	0.2547	Ave		0.2488				1.5		20.0			
4-Bromofluorobenzene	0.7505 0.8080	0.7633	0.7374	0.8151	0.7809	Ave		0.7759				4.0		20.0			

Note: The m1 coefficient is the same as Ave RRF for an Ave curve type.

FORM V
GC/MS VOA INSTRUMENT PERFORMANCE CHECK
BROMOFLUOROBENZENE (BFB)

Lab Name: TestAmerica Edison Job No.: 460-123207-1

SDG No.:

Lab File ID: B07880.D BFB Injection Date: 11/11/2016

Instrument ID: CVOAMS2 BFB Injection Time: 18:41

Analysis Batch No.: 403598

M/E	ION ABUNDANCE CRITERIA	% RELATIVE ABUNDANCE	
50	15.0 - 40.0 % of mass 95	20.7	
75	30.0 - 60.0 % of mass 95	51.5	
95	Base Peak, 100% relative abundance	100.0	
96	5.0 - 9.0 % of mass 95	6.9	
173	Less than 2.0 % of mass 174	1.7	(1.7) 1
174	50.0 - 120.00 % of mass 95	98.3	
175	5.0 - 9.0 % of mass 174	5.4	(5.5) 1
176	95.0 - 101.0 % of mass 174	95.2	(96.9) 1
177	5.0 - 9.0 % of mass 176	7.1	(7.5) 2

1-Value is % mass 174 2-Value is % mass 176

THIS CHECK APPLIES TO THE FOLLOWING SAMPLES, MS, MSD, BLANKS AND STANDARDS:

CLIENT SAMPLE ID	LAB SAMPLE ID	LAB FILE ID	DATE ANALYZED	TIME ANALYZED
	CCVIS 460-403598/3	B07882.D	11/11/2016	19:31
	LCS 460-403598/4	B07883.D	11/11/2016	19:55
	LCSD 460-403598/5	B07884.D	11/11/2016	20:19
	MB 460-403598/7	B07886.D	11/11/2016	21:20
QC-TB110116	460-123207-1	B07890.D	11/11/2016	22:57
QC-EB110116	460-123207-2	B07891.D	11/11/2016	23:22

FORM VII
GC/MS VOA CONTINUING CALIBRATION DATA

Lab Name: TestAmerica Edison Job No.: 460-123207-1

SDG No.:

Lab Sample ID: CCVIS 460-403598/3 Calibration Date: 11/11/2016 19:31

Instrument ID: CVOAMS2 Calib Start Date: 11/07/2016 05:40

GC Column: DB-624 ID: 0.18(mm) Calib End Date: 11/07/2016 09:43

Lab File ID: B07882.D Conc. Units: ug/L Heated Purge: (Y/N) N

ANALYTE	CURVE TYPE	AVE RRF	RRF	MIN RRF	CALC AMOUNT	SPIKE AMOUNT	%D	MAX %D
1,4-Dioxane	Ave	1.926	1.939		5.03	5.00	0.6	50.0
Ethylene Dibromide	Ave	0.5540	0.4486	0.1000	0.0405	0.0500	-19.0	20.0
1,2,3-Trichloropropane	Ave	0.5992	0.5105		0.0426	0.0500	-14.8	20.0
1,2-Dibromo-3-Chloropropane	Ave	0.1641	0.1127	0.0500	0.0344	0.0500	-31.3	50.0
1,2-Dichloroethane-d4 (Surr)	Ave	0.2488	0.2531		0.509	0.500	1.7	20.0
4-Bromofluorobenzene	Ave	0.7759	0.6960		0.448	0.500	-10.3	20.0

FORM V
GC/MS VOA INSTRUMENT PERFORMANCE CHECK
BROMOFLUOROBENZENE (BFB)

Lab Name: TestAmerica Edison Job No.: 460-123207-1

SDG No.:

Lab File ID: B07987.D BFB Injection Date: 11/13/2016

Instrument ID: CVOAMS2 BFB Injection Time: 21:40

Analysis Batch No.: 403874

M/E	ION ABUNDANCE CRITERIA	% RELATIVE ABUNDANCE
50	15.0 - 40.0 % of mass 95	16.0
75	30.0 - 60.0 % of mass 95	49.4
95	Base Peak, 100% relative abundance	100.0
96	5.0 - 9.0 % of mass 95	5.1
173	Less than 2.0 % of mass 174	0.9 (0.8) 1
174	50.0 - 120.00 % of mass 95	103.2
175	5.0 - 9.0 % of mass 174	8.0 (7.8) 1
176	95.0 - 101.0 % of mass 174	103.3 (100.1) 1
177	5.0 - 9.0 % of mass 176	7.2 (7.0) 2

1-Value is % mass 174 2-Value is % mass 176

THIS CHECK APPLIES TO THE FOLLOWING SAMPLES, MS, MSD, BLANKS AND STANDARDS:

CLIENT SAMPLE ID	LAB SAMPLE ID	LAB FILE ID	DATE ANALYZED	TIME ANALYZED
	CCVIS 460-403874/3	B07989.D	11/13/2016	22:41
	LCS 460-403874/4	B07990.D	11/13/2016	23:06
	LCSD 460-403874/5	B07991.D	11/13/2016	23:30
	MB 460-403874/8	B07994.D	11/14/2016	00:43
MW-48MI-XX	460-123207-3	B07999.D	11/14/2016	02:44
MW-48ML-XX	460-123207-4	B08000.D	11/14/2016	03:08

FORM VII
GC/MS VOA CONTINUING CALIBRATION DATA

Lab Name: TestAmerica Edison Job No.: 460-123207-1

SDG No.:

Lab Sample ID: CCVIS 460-403874/3 Calibration Date: 11/13/2016 22:41

Instrument ID: CVOAMS2 Calib Start Date: 11/07/2016 05:40

GC Column: DB-624 ID: 0.18(mm) Calib End Date: 11/07/2016 09:43

Lab File ID: B07989.D Conc. Units: ug/L Heated Purge: (Y/N) N

ANALYTE	CURVE TYPE	AVE RRF	RRF	MIN RRF	CALC AMOUNT	SPIKE AMOUNT	%D	MAX %D
1,4-Dioxane	Ave	1.926	2.295		5.96	5.00	19.1	50.0
Ethylene Dibromide	Ave	0.5540	0.5119	0.1000	0.0462	0.0500	-7.6	20.0
1,2,3-Trichloropropane	Ave	0.5992	0.4897		0.0409	0.0500	-18.3	20.0
1,2-Dibromo-3-Chloropropane	Ave	0.1641	0.1348	0.0500	0.0411	0.0500	-17.9	50.0
1,2-Dichloroethane-d4 (Surr)	Ave	0.2488	0.2529		0.508	0.500	1.6	20.0
4-Bromofluorobenzene	Ave	0.7759	0.6589		0.425	0.500	-15.1	20.0

FORM II
GC/MS VOA SURROGATE RECOVERY

Lab Name: TestAmerica Edison Job No.: 460-123207-1

SDG No.:

Matrix: Water Level: Low

GC Column (1): Rtx-624 ID: 0.25(mm)

Client Sample ID	Lab Sample ID	DCA #	TOL #	BFB #
QC-TB110116	460-123207-1	95	96	96
QC-EB110116	460-123207-2	95	98	97
MW-48MI-XX	460-123207-3	97	97	96
MW-48ML-XX	460-123207-4	98	98	97
	MB 460-403413/7	95	98	99
	LCS 460-403413/3	94	100	100
	LCSD 460-403413/12	96	100	101

	QC LIMITS
DCA = 1,2-Dichloroethane-d4 (Surr)	76-114
TOL = Toluene-d8 (Surr)	88-110
BFB = 4-Bromofluorobenzene	86-115

Column to be used to flag recovery values

FORM II OLM04.2/VOL

FORM VIII
GC/MS VOA INTERNAL STANDARD AREA AND RETENTION TIME SUMMARY

Lab Name: TestAmerica Edison Job No.: 460-123207-1

SDG No.:

Sample No.: CCVIS 460-403413/2 Date Analyzed: 11/11/2016 12:04

Instrument ID: CVOAMS7 GC Column: Rtx-624 ID: 0.25(mm)

Lab File ID (Standard): V47606.D Heated Purge: (Y/N) N

Calibration ID: 58531

		BCM		DFBZ		CBNZd5	
		AREA #	RT #	AREA #	RT #	AREA #	RT #
12/24 HOUR STD		141643	4.78	863327	5.43	790699	7.23
UPPER LIMIT		283286	5.28	1726654	5.93	1581398	7.73
LOWER LIMIT		70822	4.28	431664	4.93	395350	6.73
LAB SAMPLE ID	CLIENT SAMPLE ID						
LCS 460-403413/3		150811	4.78	878660	5.43	802799	7.24
MB 460-403413/7		144773	4.78	848076	5.43	770959	7.24
460-123207-1	QC-TB110116	143401	4.78	851181	5.43	787560	7.24
460-123207-2	QC-EB110116	144797	4.78	844171	5.43	782072	7.24
460-123207-3	MW-48MI-XX	138320	4.78	846752	5.43	771601	7.24
460-123207-4	MW-48ML-XX	138691	4.78	849774	5.43	772075	7.24
LCSD 460-403413/12		138859	4.78	839743	5.43	775361	7.24

BCM = Chlorobromomethane
DFBZ = 1,4-Difluorobenzene
CBNZd5 = Chlorobenzene-d5

Area Limit = 50%-200% of internal standard area
RT Limit = ± 0.5 minutes of internal standard RT

Column used to flag values outside QC limits

FORM VIII OLM04.2/VOL

FORM IV
GC/MS VOA METHOD BLANK SUMMARY

Lab Name: TestAmerica Edison Job No.: 460-123207-1

SDG No.:

Lab File ID: V47611.D Lab Sample ID: MB 460-403413/7

Matrix: Water Heated Purge:(Y/N) N

Instrument ID: CVOAMS7 Date Analyzed: 11/11/2016 14:00

GC Column: Rtx-624 ID: 0.25(mm)

THIS METHOD BLANK APPLIES TO THE FOLLOWING SAMPLES:

CLIENT SAMPLE ID	LAB SAMPLE ID	LAB FILE ID	DATE ANALYZED
	LCS 460-403413/3	V47607.D	11/11/2016 12:27
QC-TB110116	460-123207-1	V47612.D	11/11/2016 14:23
QC-EB110116	460-123207-2	V47613.D	11/11/2016 14:45
MW-48MI-XX	460-123207-3	V47614.D	11/11/2016 15:08
MW-48ML-XX	460-123207-4	V47615.D	11/11/2016 15:30
	LCSD 460-403413/12	V47616.D	11/11/2016 15:53

FORM I
GC/MS VOA ORGANICS ANALYSIS DATA SHEET

Lab Name: TestAmerica Edison | Job No.: 460-123207-1

SDG No.:

Client Sample ID: | Lab Sample ID: MB 460-403413/7

Matrix: Water | Lab File ID: V47611.D

Analysis Method: OLM04.2/VOL | Date Collected:

Sample wt/vol: 5(mL) | Date Analyzed: 11/11/2016 14:00

Soil Aliquot Vol: | Dilution Factor: 1

Soil Extract Vol.: | GC Column: Rtx-624 ID: 0.25(mm)

% Moisture: | Level: (low/med) Low

Analysis Batch No.: 403413 | Units: ug/L

CAS NO.	COMPOUND NAME	RESULT	Q	RL	MDL
71-55-6	1,1,1-Trichloroethane	1.0	U	1.0	0.10
79-34-5	1,1,2,2-Tetrachloroethane	1.0	U	1.0	0.10
76-13-1	1,1,2-Trichloro-1,2,2-trifluoroethane	1.0	U	1.0	0.10
79-00-5	1,1,2-Trichloroethane	1.0	U	1.0	0.10
75-34-3	1,1-Dichloroethane	1.0	U	1.0	0.10
75-35-4	1,1-Dichloroethene	1.0	U	1.0	0.10
120-82-1	1,2,4-Trichlorobenzene	1.0	U	1.0	0.10
96-12-8	1,2-Dibromo-3-Chloropropane	1.0	U	1.0	0.10
106-93-4	1,2-Dibromoethane	1.0	U	1.0	0.10
95-50-1	1,2-Dichlorobenzene	1.0	U	1.0	0.10
107-06-2	1,2-Dichloroethane	1.0	U	1.0	0.10
78-87-5	1,2-Dichloropropane	1.0	U	1.0	0.10
541-73-1	1,3-Dichlorobenzene	1.0	U	1.0	0.10
106-46-7	1,4-Dichlorobenzene	1.0	U	1.0	0.10
591-78-6	2-Hexanone	1.0	U	1.0	0.10
67-64-1	Acetone	1.0	U	1.0	0.10
71-43-2	Benzene	1.0	U	1.0	0.10
75-27-4	Bromodichloromethane	1.0	U	1.0	0.10
75-25-2	Bromoform	1.0	U	1.0	0.10
74-83-9	Bromomethane	1.0	U	1.0	0.10
75-15-0	Carbon disulfide	1.0	U	1.0	0.10
56-23-5	Carbon tetrachloride	1.0	U	1.0	0.10
108-90-7	Chlorobenzene	1.0	U	1.0	0.10
75-45-6	Chlorodifluoromethane	1.0	U	1.0	0.10
75-00-3	Chloroethane	1.0	U	1.0	0.10
67-66-3	Chloroform	1.0	U	1.0	0.10
74-87-3	Chloromethane	1.0	U	1.0	0.10
156-59-2	cis-1,2-Dichloroethene	1.0	U	1.0	0.10
10061-01-5	cis-1,3-Dichloropropene	1.0	U	1.0	0.10
110-82-7	Cyclohexane	1.0	U	1.0	0.10
124-48-1	Dibromochloromethane	1.0	U	1.0	0.10
75-71-8	Dichlorodifluoromethane	1.0	U	1.0	0.10
100-41-4	Ethylbenzene	1.0	U	1.0	0.10
75-69-4	Freon 11	1.0	U	1.0	0.10
76-15-3	Freon 115	1.0	U	1.0	0.10

FORM I
GC/MS VOA ORGANICS ANALYSIS DATA SHEET

Lab Name: TestAmerica Edison | Job No.: 460-123207-1

SDG No.:

Client Sample ID: | Lab Sample ID: MB 460-403413/7

Matrix: Water | Lab File ID: V47611.D

Analysis Method: OLM04.2/VOL | Date Collected:

Sample wt/vol: 5(mL) | Date Analyzed: 11/11/2016 14:00

Soil Aliquot Vol: | Dilution Factor: 1

Soil Extract Vol.: | GC Column: Rtx-624 ID: 0.25(mm)

% Moisture: | Level: (low/med) Low

Analysis Batch No.: 403413 | Units: ug/L

CAS NO.	COMPOUND NAME	RESULT	Q	RL	MDL
306-83-2	Freon 123	1.0	U	1.0	0.10
75-37-6	Freon 152a	1.0	U	1.0	0.10
98-82-8	Isopropylbenzene	1.0	U	1.0	0.10
179601-23-1	m&p-Xylene	1.0	U	1.0	0.10
79-20-9	Methyl acetate	1.0	U	1.0	0.10
78-93-3	Methyl ethyl ketone (MEK)	1.0	U	1.0	0.10
108-10-1	Methyl isobutyl ketone (MIBK)	1.0	U	1.0	0.10
1634-04-4	Methyl tert-butyl ether	1.0	U	1.0	0.10
108-87-2	Methylcyclohexane	1.0	U	1.0	0.10
75-09-2	Methylene Chloride	1.0	U	1.0	0.10
95-47-6	o-Xylene	1.0	U	1.0	0.10
100-42-5	Styrene	1.0	U	1.0	0.10
127-18-4	Tetrachloroethene	1.0	U	1.0	0.10
108-88-3	Toluene	1.0	U	1.0	0.10
156-60-5	trans-1,2-Dichloroethene	1.0	U	1.0	0.10
10061-02-6	trans-1,3-Dichloropropene	1.0	U	1.0	0.10
79-01-6	Trichloroethene	1.0	U	1.0	0.10
75-01-4	Vinyl chloride	1.0	U	1.0	0.10
1330-20-7	Xylenes, Total	1.0	U	1.0	0.10

CAS NO.	SURROGATE	%REC	Q	LIMITS
17060-07-0	1,2-Dichloroethane-d4 (Surr)	95		76-114
460-00-4	4-Bromofluorobenzene	99		86-115
2037-26-5	Toluene-d8 (Surr)	98		88-110

FORM I
GC/MS VOA ORGANICS ANALYSIS DATA SHEET
TENTATIVELY IDENTIFIED COMPOUNDS

Lab Name: TestAmerica Edison Job No.: 460-123207-1

SDG No.:

Client Sample ID: Lab Sample ID: MB 460-403413/7

Matrix: Water Lab File ID: V47611.D

Analysis Method: OLM04.2/VOL Date Collected:

Sample wt/vol: 5(mL) Date Analyzed: 11/11/2016 14:00

Soil Aliquot Vol: Dilution Factor: 1

Soil Extract Vol.: GC Column: Rtx-624 ID: 0.25(mm)

% Moisture: Level: (low/med) Low

Analysis Batch No.: 403413 Units: ug/L

Number TICs Found: 0 TIC Result Total: 0

CAS NO.	COMPOUND NAME	RT	RESULT	Q	MATCH QUALITY
	Tentatively Identified Compound		None		

FORM III
GC/MS VOA LAB CONTROL SAMPLE RECOVERY

Lab Name: TestAmerica Edison Job No.: 460-123207-1

SDG No.:

Matrix: Water Level: Low Lab File ID: V47607.D

Lab ID: LCS 460-403413/3 Client ID:

COMPOUND	SPIKE ADDED (ug/L)	LCS CONCENTRATION (ug/L)	LCS % REC	QC LIMITS REC	#
1,1,1-Trichloroethane	50.0	52.9	106	70-130	
1,1,2,2-Tetrachloroethane	50.0	50.8	102	70-130	
1,1,2-Trichloro-1,2,2-trifluoroethane	50.0	46.2	92	70-130	
1,1,2-Trichloroethane	50.0	52.1	104	70-130	
1,1-Dichloroethane	50.0	49.8	100	70-130	
1,1-Dichloroethene	50.0	49.0	98	61-145	
1,2,4-Trichlorobenzene	50.0	47.0	94	70-130	
1,2-Dibromo-3-Chloropropane	50.0	47.9	96	70-130	
1,2-Dibromoethane	50.0	48.2	96	70-130	
1,2-Dichlorobenzene	50.0	48.6	97	70-130	
1,2-Dichloroethane	50.0	49.4	99	70-130	
1,2-Dichloropropane	50.0	52.0	104	70-130	
1,3-Dichlorobenzene	50.0	49.0	98	70-130	
1,4-Dichlorobenzene	50.0	48.6	97	70-130	
2-Hexanone	50.0	50.5	101	70-130	
Acetone	50.0	46.7	93	70-130	
Benzene	50.0	51.7	103	76-127	
Bromodichloromethane	50.0	52.1	104	70-130	
Bromoform	50.0	50.6	101	70-130	
Bromomethane	50.0	52.4	105	70-130	
Carbon disulfide	50.0	46.1	92	70-130	
Carbon tetrachloride	50.0	50.9	102	70-130	
Chlorobenzene	50.0	50.9	102	75-130	
Chlorodifluoromethane	50.0	47.0	94	70-130	
Chloroethane	50.0	48.4	97	70-130	
Chloroform	50.0	50.9	102	70-130	
Chloromethane	50.0	48.6	97	70-130	
cis-1,2-Dichloroethene	50.0	51.0	102	70-130	
cis-1,3-Dichloropropene	50.0	51.0	102	70-130	
Cyclohexane	50.0	49.7	99	70-130	
Dibromochloromethane	50.0	51.7	103	70-130	
Dichlorodifluoromethane	50.0	47.9	96	70-130	
Ethylbenzene	50.0	51.1	102	70-130	
Freon 11	50.0	47.9	96	70-130	
Freon 115	50.0	46.7	93	70-130	
Freon 123	50.0	47.2	94	70-130	
Freon 152a	50.0	47.7	95	70-130	
Isopropylbenzene	50.0	49.0	98	70-130	
m&p-Xylene	100	105	105	70-130	
Methyl acetate	50.0	44.9	90	70-130	
Methyl ethyl ketone (MEK)	50.0	47.4	95	70-130	

Column to be used to flag recovery and RPD values

FORM III OLM04.2/VOL

FORM III
GC/MS VOA LAB CONTROL SAMPLE RECOVERY

Lab Name: TestAmerica Edison Job No.: 460-123207-1

SDG No.:

Matrix: Water Level: Low Lab File ID: V47607.D

Lab ID: LCS 460-403413/3 Client ID:

COMPOUND	SPIKE ADDED (ug/L)	LCS CONCENTRATION (ug/L)	LCS % REC	QC LIMITS REC	#
Methyl isobutyl ketone (MIBK)	50.0	49.8	100	70-130	
Methyl tert-butyl ether	50.0	45.7	91	70-130	
Methylcyclohexane	50.0	47.7	95	70-130	
Methylene Chloride	50.0	49.5	99	70-130	
o-Xylene	50.0	51.4	103	70-130	
Styrene	50.0	51.3	103	70-130	
Tetrachloroethene	50.0	52.6	105	70-130	
Toluene	50.0	51.6	103	76-125	
trans-1,2-Dichloroethene	50.0	47.9	96	70-130	
trans-1,3-Dichloropropene	50.0	50.4	101	70-130	
Trichloroethene	50.0	50.9	102	71-120	
Vinyl chloride	50.0	48.4	97	70-130	
Xylenes, Total	150	156	104	70-130	

Column to be used to flag recovery and RPD values

FORM III OLM04.2/VOL

FORM III
GC/MS VOA LAB CONTROL SAMPLE DUPLICATE RECOVERY

Lab Name: TestAmerica Edison Job No.: 460-123207-1

SDG No.:

Matrix: Water Level: Low Lab File ID: V47616.D

Lab ID: LCSD 460-403413/12 Client ID:

COMPOUND	SPIKE ADDED (ug/L)	LCSD CONCENTRATION (ug/L)	LCSD % REC	% RPD	QC LIMITS RPD	QC LIMITS REC	#
1,1,1-Trichloroethane	50.0	51.1	102	3	30	70-130	
1,1,2,2-Tetrachloroethane	50.0	44.1	88	14	30	70-130	
1,1,2-Trichloro-1,2,2-trifluoroethane	50.0	48.9	98	6	30	70-130	
1,1,2-Trichloroethane	50.0	49.1	98	6	30	70-130	
1,1-Dichloroethane	50.0	49.7	99	0	30	70-130	
1,1-Dichloroethene	50.0	47.7	95	3	14	61-145	
1,2,4-Trichlorobenzene	50.0	43.9	88	7	30	70-130	
1,2-Dibromo-3-Chloropropane	50.0	42.0	84	13	30	70-130	
1,2-Dibromoethane	50.0	47.5	95	1	30	70-130	
1,2-Dichlorobenzene	50.0	48.0	96	1	30	70-130	
1,2-Dichloroethane	50.0	49.3	99	0	30	70-130	
1,2-Dichloropropane	50.0	51.1	102	2	30	70-130	
1,3-Dichlorobenzene	50.0	48.0	96	2	30	70-130	
1,4-Dichlorobenzene	50.0	48.0	96	1	30	70-130	
2-Hexanone	50.0	40.4	81	22	30	70-130	
Acetone	50.0	41.3	83	12	30	70-130	
Benzene	50.0	50.2	100	3	11	76-127	
Bromodichloromethane	50.0	50.2	100	4	30	70-130	
Bromoform	50.0	46.2	92	9	30	70-130	
Bromomethane	50.0	50.7	101	3	30	70-130	
Carbon disulfide	50.0	45.5	91	1	30	70-130	
Carbon tetrachloride	50.0	49.5	99	3	30	70-130	
Chlorobenzene	50.0	49.2	98	3	13	75-130	
Chlorodifluoromethane	50.0	49.4	99	5	30	70-130	
Chloroethane	50.0	49.1	98	2	30	70-130	
Chloroform	50.0	50.1	100	2	30	70-130	
Chloromethane	50.0	48.1	96	1	30	70-130	
cis-1,2-Dichloroethene	50.0	50.8	102	0	30	70-130	
cis-1,3-Dichloropropene	50.0	48.3	97	6	30	70-130	
Cyclohexane	50.0	48.9	98	2	30	70-130	
Dibromochloromethane	50.0	48.9	98	6	30	70-130	
Dichlorodifluoromethane	50.0	48.8	98	2	30	70-130	
Ethylbenzene	50.0	48.8	98	5	30	70-130	
Freon 11	50.0	49.7	99	4	30	70-130	
Freon 115	50.0	48.1	96	3	30	70-130	
Freon 123	50.0	49.9	100	6	30	70-130	
Freon 152a	50.0	50.2	100	5	30	70-130	
Isopropylbenzene	50.0	49.1	98	0	30	70-130	
m&p-Xylene	100	100	100	5	30	70-130	
Methyl acetate	50.0	42.8	86	5	30	70-130	
Methyl ethyl ketone (MEK)	50.0	43.5	87	8	30	70-130	

Column to be used to flag recovery and RPD values

FORM III OLM04.2/VOL

FORM III
GC/MS VOA LAB CONTROL SAMPLE DUPLICATE RECOVERY

Lab Name: TestAmerica Edison Job No.: 460-123207-1

SDG No.:

Matrix: Water Level: Low Lab File ID: V47616.D

Lab ID: LCSD 460-403413/12 Client ID:

COMPOUND	SPIKE ADDED (ug/L)	LCSD CONCENTRATION (ug/L)	LCSD % REC	% RPD	QC LIMITS RPD	QC LIMITS REC	#
Methyl isobutyl ketone (MIBK)	50.0	42.3	85	16	30	70-130	
Methyl tert-butyl ether	50.0	46.2	92	1	30	70-130	
Methylcyclohexane	50.0	46.9	94	2	30	70-130	
Methylene Chloride	50.0	50.1	100	1	30	70-130	
o-Xylene	50.0	49.5	99	4	30	70-130	
Styrene	50.0	49.6	99	3	30	70-130	
Tetrachloroethene	50.0	49.6	99	6	30	70-130	
Toluene	50.0	49.6	99	4	13	76-125	
trans-1,2-Dichloroethene	50.0	48.3	97	1	30	70-130	
trans-1,3-Dichloropropene	50.0	48.4	97	4	30	70-130	
Trichloroethene	50.0	50.3	101	1	14	71-120	
Vinyl chloride	50.0	47.8	96	1	30	70-130	
Xylenes, Total	150	150	100	4	30	70-130	

Column to be used to flag recovery and RPD values

FORM III OLM04.2/VOL

FORM V
GC/MS VOA INSTRUMENT PERFORMANCE CHECK
BROMOFLUOROBENZENE (BFB)

Lab Name: TestAmerica Edison Job No.: 460-123207-1

SDG No.:

Lab File ID: V47380.D BFB Injection Date: 10/19/2016

Instrument ID: CVOAMS7 BFB Injection Time: 21:21

Analysis Batch No.: 398453

M/E	ION ABUNDANCE CRITERIA	% RELATIVE ABUNDANCE	
50	8.0 - 40.0% of mass 95	16.3	
75	30.0 - 66.0% of mass 95	45.2	
95	Base peak, 100% relative abundance	100.0	
96	5.0 - 9.0% of mass 95	6.7	
173	Less than 2.0% of mass 174	0.2	(0.3) 1
174	50.0 - 120.0% of mass 95	81.7	
175	4.0 - 9.0 % of mass 174	6.7	(8.2) 1
176	93.0 - 101.0% of mass 174	79.2	(97.0) 1
177	5.0 - 9.0% of mass 176	5.4	(6.8) 2

1-Value is % mass 174 2-Value is % mass 176

THIS CHECK APPLIES TO THE FOLLOWING SAMPLES, MS, MSD, BLANKS AND STANDARDS:

CLIENT SAMPLE ID	LAB SAMPLE ID	LAB FILE ID	DATE ANALYZED	TIME ANALYZED
	STD1 460-398453/6	V47385.D	10/19/2016	23:22
	STD20 460-398453/7	V47386.D	10/19/2016	23:44
	STD100 460-398453/8	V47387.D	10/20/2016	00:07
	STD200 460-398453/9	V47388.D	10/20/2016	00:29
	STD50 460-398453/11	V47390.D	10/20/2016	01:27

FORM VI
GC/MS VOA BY INTERNAL STANDARD - INITIAL CALIBRATION DATA
CURVE EVALUATION

Lab Name: TestAmerica Edison Job No.: 460-123207-1 Analy Batch No.: 398453

SDG No.:

Instrument ID: CVOAMS7 GC Column: Rtx-624 ID: 0.25(mm) Heated Purge: (Y/N) N

Calibration Start Date: 10/19/2016 23:22 Calibration End Date: 10/20/2016 01:27 Calibration ID: 58531

Calibration Files:

LEVEL:	LAB SAMPLE ID:	LAB FILE ID:
Level 1	STD1 460-398453/6	V47385.D
Level 2	STD20 460-398453/7	V47386.D
Level 3	STD50 460-398453/11	V47390.D
Level 4	STD100 460-398453/8	V47387.D
Level 5	STD200 460-398453/9	V47388.D

ANALYTE	RRF					CURVE TYPE	COEFFICIENT			#	MIN RRF	%RSD	#	MAX %RSD	R^2 OR COD	#	MIN R^2 OR COD
	LVL 1	LVL 2	LVL 3	LVL 4	LVL 5		B	M1	M2								
Freon 115	0.1060	0.1344	0.1240	0.1458	0.1507	Ave		0.1322			0.0100	13.6		100.0			
Chlorotrifluoroethene	0.7163	0.5120	0.4640	0.5813	0.5750	Ave		0.5697			0.0100	16.7		100.0			
Freon 152a	2.4763	2.0699	1.9417	2.1190	2.0924	Ave		2.1399			0.0100	9.3		100.0			
Dichlorodifluoromethane	1.6118	1.5435	1.3654	1.4706	1.3641	Ave		1.4711			0.0100	7.4		100.0			
Chlorodifluoromethane	2.9228	2.3489	2.2038	2.4267	2.3735	Ave		2.4551			0.0100	11.2		100.0			
Chlorotrifluoromethane	0.0609	0.1298	0.1163	0.1261	0.1281	Ave		0.1122			0.0100	26.0		100.0			
Chloromethane	3.4029	2.8713	2.7526	2.6964	2.7530	Ave		2.8953			0.0100	10.0		100.0			
Vinyl chloride	3.1935	2.6894	2.6218	2.5644	2.5987	Ave		2.7335			0.1000	9.6		20.5			
Bromomethane	1.4352	1.1119	1.2444	1.2697	1.3712	Ave		1.2865			0.1000	9.7		20.5			
Chloroethane	2.2660	1.8100	1.7147	1.7288	1.7591	Ave		1.8557			0.0100	12.5		100.0			
Freon 11	3.4156	3.1004	2.7472	2.8968	2.7312	Ave		2.9782			0.0100	9.6		100.0			
1,2-Dichloro-1,1,2-trifluoroethane	3.2897	2.4004	2.2959	2.5498	2.4590	Ave		2.5990			0.0100	15.3		100.0			
Freon 123	4.0728	2.8746	2.7476	3.0640	2.9868	Ave		3.1492			0.0100	16.8		100.0			
1,1,2-Trichloro-1,2,2-trifluoroethane	2.2941	1.9852	1.8186	1.9477	1.7709	Ave		1.9633			0.0100	10.4		100.0			
1,1-Dichloroethene	2.2324	1.9770	1.9480	1.9283	1.9759	Ave		2.0123			0.1000	6.2		20.5			
Acetone	1.3390	0.6004	0.6700	0.5496	0.5696	Ave		0.7457			0.0100	44.9		100.0			
Carbon disulfide	7.9843	6.0820	6.0322	5.9170	5.8847	Ave		6.3800			0.0100	14.1		100.0			
Methyl acetate	1.7995	1.5897	1.7475	1.5635	1.5552	Ave		1.6511			0.0100	6.9		100.0			
Methylene Chloride	3.4672	2.5701	2.4929	2.5001	2.5158	Ave		2.7092			0.0100	15.7		100.0			
Methyl tert-butyl ether	7.0582	7.0540	7.0002	6.7110	6.5456	Ave		6.8738			0.0100	3.4		100.0			
trans-1,2-Dichloroethene	2.6087	2.3374	2.1977	2.3092	2.3341	Ave		2.3574			0.0100	6.4		100.0			
1,1-Dichloroethane	5.2629	4.3763	4.1893	4.2697	4.2436	Ave		4.4684			0.2000	10.1		20.5			
cis-1,2-Dichloroethene	2.9368	2.5380	2.5006	2.5330	2.5488	Ave		2.6115			0.0100	7.0		100.0			
Methyl ethyl ketone (MEK)	1.2858	0.8797	1.0458	0.8488	0.8614	Ave		0.9843			0.0100	18.9		100.0			
Chloroform	4.7432	4.0636	3.8848	3.9467	3.9250	Ave		4.1127			0.2000	8.7		20.5			
Cyclohexane	0.6138	0.5760	0.5843	0.5851	0.5621	Ave		0.5842			0.0100	3.2		100.0			
1,1,1-Trichloroethane	0.5817	0.4953	0.5173	0.5008	0.5233	Ave		0.5237			0.1000	6.6		20.5			
Carbon tetrachloride	0.4228	0.3483	0.3855	0.3692	0.3914	Ave		0.3834			0.1000	7.2		20.5			
Benzene	1.5932	1.5084	1.5639	1.5240	1.4611	Ave		1.5301			0.5000	3.3		20.5			
1,2-Dichloroethane	3.1862	2.9495	2.9442	2.9333	2.9640	Ave		2.9954			0.1000	3.6		20.5			
Trichloroethene	0.4325	0.3715	0.3811	0.3736	0.3834	Ave		0.3884			0.3000	6.5		20.5			
Methylcyclohexane	0.6150	0.5952	0.6223	0.6001	0.5782	Ave		0.6022			0.0100	2.9		100.0			

Note: The m1 coefficient is the same as Ave RRF for an Ave curve type.

FORM VI
GC/MS VOA BY INTERNAL STANDARD - INITIAL CALIBRATION DATA
CURVE EVALUATION

Lab Name: TestAmerica Edison Job No.: 460-123207-1 Analy Batch No.: 398453

SDG No.:

Instrument ID: CVOAMS7 GC Column: Rtx-624 ID: 0.25(mm) Heated Purge: (Y/N) N

Calibration Start Date: 10/19/2016 23:22 Calibration End Date: 10/20/2016 01:27 Calibration ID: 58531

ANALYTE	RRF					CURVE TYPE	COEFFICIENT			#	MIN RRF	%RSD	#	MAX %RSD	R^2 OR COD	#	MIN R^2 OR COD
	LVL 1	LVL 2	LVL 3	LVL 4	LVL 5		B	M1	M2								
1,2-Dichloropropane	0.4298	0.3858	0.3957	0.3920	0.4062	Ave		0.4019			0.0100	4.3		100.0			
Bromodichloromethane	0.4503	0.4655	0.4877	0.4850	0.5006	Ave		0.4778			0.2000	4.2		20.5			
cis-1,3-Dichloropropene	0.5288	0.5226	0.5611	0.5687	0.6021	Ave		0.5567			0.2000	5.8		20.5			
Methyl isobutyl ketone (MIBK)	0.2919	0.2713	0.3495	0.2867	0.3043	Ave		0.3007			0.0100	9.9		100.0			
Toluene	1.6678	1.6648	1.7044	1.6227	1.5299	Ave		1.6379			0.4000	4.1		20.5			
trans-1,3-Dichloropropene	0.3984	0.4417	0.5042	0.4952	0.5374	Ave		0.4754			0.1000	11.6		20.5			
1,1,2-Trichloroethane	0.3302	0.3341	0.3565	0.3343	0.3497	Ave		0.3410			0.1000	3.4		20.5			
Tetrachloroethene	0.3188	0.2660	0.2785	0.2691	0.2811	Ave		0.2827			0.2000	7.5		20.5			
2-Hexanone	0.1692	0.1815	0.2350	0.1899	0.2064	Ave		0.1964			0.0100	13.0		100.0			
Dibromochloromethane	0.3312	0.3202	0.3576	0.3440	0.3694	Ave		0.3445			0.1000	5.7		20.5			
1,2-Dibromoethane	0.3318	0.3349	0.3622	0.3275	0.3455	Ave		0.3404			0.0100	4.1		100.0			
Chlorobenzene	1.2393	1.0718	1.0875	1.0420	1.0241	Ave		1.0929			0.5000	7.8		20.5			
Ethylbenzene	0.5612	0.5459	0.5852	0.5620	0.5906	Ave		0.5690			0.1000	3.3		20.5			
m&p-Xylene	1.4259	1.3725	1.4353	1.3566	1.3389	Ave		0.6950			0.3000	3.4		100.0			
o-Xylene	0.6750	0.6715	0.7143	0.6888	0.7253	Ave		0.6950			0.3000	3.4		100.0			
Styrene	1.1126	1.1793	1.2479	1.1964	1.2113	Ave		1.1895			0.3000	4.2		20.5			
Bromoform	0.1627	0.1739	0.2131	0.2012	0.2265	Ave		0.1955			0.1000	13.6		20.5			
Isopropylbenzene	1.7832	1.8318	1.8660	1.7621	1.5655	Ave		1.7617			0.0100	6.6		100.0			
1,1,2,2-Tetrachloroethane	0.3813	0.3784	0.4547	0.4038	0.4368	Ave		0.4110			0.3000	8.2		20.5			
1,3-Dichlorobenzene	0.8838	0.8550	0.8800	0.8544	0.8562	Ave		0.8659			0.6000	1.7		20.5			
1,4-Dichlorobenzene	0.9819	0.8754	0.9015	0.8767	0.8782	Ave		0.9027			0.5000	5.0		20.5			
1,2-Dichlorobenzene	0.9008	0.8300	0.8630	0.8320	0.8349	Ave		0.8521			0.4000	3.6		20.5			
1,2-Dibromo-3-Chloropropane	0.0760	0.0596	0.0773	0.0631	0.0694	Ave		0.0691			0.0100	11.3		100.0			
1,2,4-Trichlorobenzene	0.6094	0.4989	0.5563	0.5362	0.5591	Ave		0.5520			0.2000	7.3		20.5			
1,2-Dichloroethane-d4 (Surr)	2.7678	2.0888	1.3080	1.8915	1.9801	Ave		2.0072			0.0100	26.0		100.0			
Toluene-d8 (Surr)	1.1688	1.0228	0.6936	0.9285	0.9528	Ave		0.9533			0.0100	18.1		100.0			
4-Bromofluorobenzene	0.5121	0.4201	0.3652	0.3973	0.4257	Ave		0.4241			0.2000	12.9		20.5			

Note: The m1 coefficient is the same as Ave RRF for an Ave curve type.

FORM V
GC/MS VOA INSTRUMENT PERFORMANCE CHECK
BROMOFLUOROBENZENE (BFB)

Lab Name: TestAmerica Edison Job No.: 460-123207-1

SDG No.:

Lab File ID: V47605.D BFB Injection Date: 11/11/2016

Instrument ID: CVOAMS7 BFB Injection Time: 11:41

Analysis Batch No.: 403413

M/E	ION ABUNDANCE CRITERIA	% RELATIVE ABUNDANCE	
50	8.0 - 40.0% of mass 95	17.1	
75	30.0 - 66.0% of mass 95	44.0	
95	Base peak, 100% relative abundance	100.0	
96	5.0 - 9.0% of mass 95	6.9	
173	Less than 2.0% of mass 174	0.0	(0.0) 1
174	50.0 - 120.0% of mass 95	81.7	
175	4.0 - 9.0 % of mass 174	6.1	(7.5) 1
176	93.0 - 101.0% of mass 174	81.6	(99.9) 1
177	5.0 - 9.0% of mass 176	5.4	(6.7) 2

1-Value is % mass 174 2-Value is % mass 176

THIS CHECK APPLIES TO THE FOLLOWING SAMPLES, MS, MSD, BLANKS AND STANDARDS:

CLIENT SAMPLE ID	LAB SAMPLE ID	LAB FILE ID	DATE ANALYZED	TIME ANALYZED
	CCVIS 460-403413/2	V47606.D	11/11/2016	12:04
	LCS 460-403413/3	V47607.D	11/11/2016	12:27
	MB 460-403413/7	V47611.D	11/11/2016	14:00
QC-TB110116	460-123207-1	V47612.D	11/11/2016	14:23
QC-EB110116	460-123207-2	V47613.D	11/11/2016	14:45
MW-48MI-XX	460-123207-3	V47614.D	11/11/2016	15:08
MW-48ML-XX	460-123207-4	V47615.D	11/11/2016	15:30
	LCSD 460-403413/12	V47616.D	11/11/2016	15:53

FORM VII
GC/MS VOA CONTINUING CALIBRATION DATA

Lab Name: TestAmerica Edison Job No.: 460-123207-1

SDG No.:

Lab Sample ID: CCVIS 460-403413/2 Calibration Date: 11/11/2016 12:04

Instrument ID: CVOAMS7 Calib Start Date: 10/19/2016 23:22

GC Column: Rtx-624 ID: 0.25(mm) Calib End Date: 10/20/2016 01:27

Lab File ID: V47606.D Conc. Units: ug/L Heated Purge: (Y/N) N

ANALYTE	CURVE TYPE	AVE RRF	RRF	MIN RRF	CALC AMOUNT	SPIKE AMOUNT	%D	MAX %D
Chlorotrifluoromethane	Ave	0.1122	0.2658		118	50.0	136.8	
Freon 115	Ave	0.1322	0.1318		49.8	50.0	-0.3	
Chlorotrifluoroethene	Ave	0.5697	0.5496		48.2	50.0	-3.5	
Freon 152a	Ave	2.140	1.804		42.1	50.0	-15.7	
Dichlorodifluoromethane	Ave	1.471	1.426	0.0100	48.5	50.0	-3.1	
Chlorodifluoromethane	Ave	2.455	2.149		43.8	50.0	-12.5	
Chloromethane	Ave	2.895	2.275	0.0100	39.3	50.0	-21.4	
Vinyl chloride	Ave	2.734	2.308	0.1000	42.2	50.0	-15.6	25.0
Bromomethane	Ave	1.286	1.107	0.1000	43.0	50.0	-14.0	25.0
Chloroethane	Ave	1.856	1.531	0.0100	41.2	50.0	-17.5	
Freon 11	Ave	2.978	2.880	0.0100	48.3	50.0	-3.3	
1,2-Dichloro-1,1,2-trifluoro ethane	Ave	2.599	2.323		44.7	50.0	-10.6	
Freon 123	Ave	3.149	2.873		45.6	50.0	-8.8	
1,1,2-Trichloro-1,2,2-triflu oroethane	Ave	1.963	2.002	0.0100	51.0	50.0	2.0	
1,1-Dichloroethene	Ave	2.012	1.846	0.1000	45.9	50.0	-8.3	25.0
Acetone	Ave	0.7457	0.5370	0.0100	36.0	50.0	-28.0	
Carbon disulfide	Ave	6.380	5.639	0.0100	44.2	50.0	-11.6	
Methyl acetate	Ave	1.651	1.472	0.0100	44.6	50.0	-10.9	
Methylene Chloride	Ave	2.709	2.245	0.0100	41.4	50.0	-17.1	
Methyl tert-butyl ether	Ave	6.874	6.482	0.0100	47.2	50.0	-5.7	
trans-1,2-Dichloroethene	Ave	2.357	2.116	0.0100	44.9	50.0	-10.3	
1,1-Dichloroethane	Ave	4.468	3.687	0.2000	41.3	50.0	-17.5	25.0
cis-1,2-Dichloroethene	Ave	2.611	2.273	0.0100	43.5	50.0	-13.0	
Methyl ethyl ketone (MEK)	Ave	0.9843	0.8380	0.0100	42.6	50.0	-14.9	
Chloroform	Ave	4.113	3.456	0.2000	42.0	50.0	-16.0	25.0
Cyclohexane	Ave	0.5842	0.5783	0.0100	49.5	50.0	-1.0	
1,1,1-Trichloroethane	Ave	0.5237	0.4656	0.1000	44.5	50.0	-11.1	25.0
Carbon tetrachloride	Ave	0.3834	0.3709	0.1000	48.4	50.0	-3.3	25.0
Benzene	Ave	1.530	1.384	0.5000	45.2	50.0	-9.6	25.0
1,2-Dichloroethane	Ave	2.995	2.525	0.1000	42.2	50.0	-15.7	25.0
Trichloroethene	Ave	0.3884	0.3555	0.3000	45.8	50.0	-8.5	25.0
Methylcyclohexane	Ave	0.6022	0.6139	0.0100	51.0	50.0	2.0	
1,2-Dichloropropane	Ave	0.4019	0.3435	0.0100	42.7	50.0	-14.5	
Bromodichloromethane	Ave	0.4778	0.4255	0.2000	44.5	50.0	-10.9	25.0
cis-1,3-Dichloropropene	Ave	0.5567	0.5024	0.2000	45.1	50.0	-9.7	25.0
Methyl isobutyl ketone (MIBK)	Ave	0.3007	0.2988	0.0100	49.7	50.0	-0.7	
Toluene	Ave	1.638	1.612	0.4000	49.2	50.0	-1.6	25.0
trans-1,3-Dichloropropene	Ave	0.4754	0.4426	0.1000	46.5	50.0	-6.9	25.0
1,1,2-Trichloroethane	Ave	0.3410	0.3124	0.1000	45.8	50.0	-8.4	25.0

FORM VII
GC/MS VOA CONTINUING CALIBRATION DATA

Lab Name: TestAmerica Edison Job No.: 460-123207-1

SDG No.:

Lab Sample ID: CCVIS 460-403413/2 Calibration Date: 11/11/2016 12:04

Instrument ID: CVOAMS7 Calib Start Date: 10/19/2016 23:22

GC Column: Rtx-624 ID: 0.25(mm) Calib End Date: 10/20/2016 01:27

Lab File ID: V47606.D Conc. Units: ug/L Heated Purge: (Y/N) N

ANALYTE	CURVE TYPE	AVE RRF	RRF	MIN RRF	CALC AMOUNT	SPIKE AMOUNT	%D	MAX %D
Tetrachloroethene	Ave	0.2827	0.2830	0.2000	50.1	50.0	0.1	25.0
2-Hexanone	Ave	0.1964	0.1992	0.0100	50.7	50.0	1.4	
Dibromochloromethane	Ave	0.3445	0.3318	0.1000	48.2	50.0	-3.7	25.0
1,2-Dibromoethane	Ave	0.3404	0.3349	0.0100	49.2	50.0	-1.6	
Chlorobenzene	Ave	1.093	1.033	0.5000	47.3	50.0	-5.5	25.0
Ethylbenzene	Ave	0.5690	0.5702	0.1000	50.1	50.0	0.2	25.0
m&p-Xylene	Ave	1.386	1.388	0.3000	99.9	50.0	0.2	
o-Xylene	Ave	0.6950	0.6855	0.3000	49.3	50.0	-1.4	
Styrene	Ave	1.189	1.190	0.3000	50.0	50.0	0.0	25.0
Bromoform	Ave	0.1955	0.1932	0.1000	49.4	50.0	-1.2	25.0
Isopropylbenzene	Ave	1.762	1.820	0.0100	51.7	50.0	3.3	
1,1,2,2-Tetrachloroethane	Ave	0.4110	0.4042	0.3000	49.2	50.0	-1.7	25.0
1,3-Dichlorobenzene	Ave	0.8659	0.8582	0.6000	49.6	50.0	-0.9	25.0
1,4-Dichlorobenzene	Ave	0.9027	0.8809	0.5000	48.8	50.0	-2.4	25.0
1,2-Dichlorobenzene	Ave	0.8521	0.8354	0.4000	49.0	50.0	-2.0	25.0
1,2-Dibromo-3-Chloropropane	Ave	0.0691	0.0720	0.0100	52.1	50.0	4.2	
1,2,4-Trichlorobenzene	Ave	0.5520	0.5551	0.2000	50.3	50.0	0.6	25.0
1,2-Dichloroethane-d4 (Surr)	Ave	2.007	1.188	0.0100	29.6	50.0	-40.8	
Toluene-d8 (Surr)	Ave	0.9533	0.6517	0.0100	34.2	50.0	-31.6	
4-Bromofluorobenzene	Ave	0.4241	0.3621	0.2000	42.7	50.0	-14.6	25.0

FORM IV
HPLC/IC METHOD BLANK SUMMARY

Lab Name: TestAmerica Pittsburgh Job No.: 460-123207-1

SDG No.:

Lab File ID: A-ICS2100 A 11-14-2016-17.d Lab Sample ID: MB 180-194215/17

Matrix: Water Date Extracted:

Instrument ID: CHIC2100A Date Analyzed: 11/14/2016 09:13

Level:(Low/Med) Low

THIS METHOD BLANK APPLIES TO THE FOLLOWING SAMPLES:

CLIENT SAMPLE ID	LAB SAMPLE ID	LAB FILE ID	DATE ANALYZED
	CCB 180-194215/15	A-ICS2100 A 11-14-2016-15.d	11/14/2016 08:42
	LCS 180-194215/16	A-ICS2100 A 11-14-2016-16.d	11/14/2016 08:57
MW-48ML-XX	460-123207-4	A-ICS2100 A 11-14-2016-18.d	11/14/2016 09:29
MW-48MI-XX	460-123207-3	A-ICS2100 A 11-14-2016-19.d	11/14/2016 09:44
MW-48MI-XX MS	460-123207-3 MS	A-ICS2100 A 11-14-2016-20.d	11/14/2016 10:17
MW-48MI-XX MSD	460-123207-3 MSD	A-ICS2100 A 11-14-2016-21.d	11/14/2016 10:33
QC-EB110116	460-123207-2	A-ICS2100 A 11-14-2016-22.d	11/14/2016 10:48
	CCB 180-194215/24	A-ICS2100 A 11-14-2016-24.d	11/14/2016 11:19

FORM I
HPLC/IC ORGANICS ANALYSIS DATA SHEET

Lab Name: TestAmerica Pittsburgh
Job No.: 460-123207-1
SDG No.:
Client Sample ID:
Lab Sample ID: MB 180-194215/17
Matrix: Water
Lab File ID: A-ICS2100 A 11-14-2016-17.d
Analysis Method: 300.0
Date Collected:
Extraction Method:
Date Extracted:
Sample wt/vol: 1(mL)
Date Analyzed: 11/14/2016 09:13
Con. Extract Vol.:
Dilution Factor: 1
Injection Volume: 25(mL)
GC Column: AS-18 ID:
% Moisture:
GPC Cleanup:(Y/N) N
Analysis Batch No.: 194215
Units: mg/L

CAS NO.	COMPOUND NAME	RESULT	Q	RL	MDL
24959-67-9	Bromide	0.0025	U	0.0025	0.00045

FORM III
HPLC/IC LAB CONTROL SAMPLE RECOVERY

Lab Name: TestAmerica Pittsburgh Job No.: 460-123207-1

SDG No.:

Matrix: Water Level: Low Lab File ID: A-ICS2100 A 11-14-2016-16.d

Lab ID: LCS 180-194215/16 Client ID:

COMPOUND	SPIKE ADDED (mg/L)	LCS CONCENTRATION (mg/L)	LCS % REC	QC LIMITS REC	#
Bromide	0.100	0.107	107	90-110	

Column to be used to flag recovery and RPD values

FORM III 300.0

FORM III
HPLC/IC MATRIX SPIKE RECOVERY

Lab Name: TestAmerica Pittsburgh Job No.: 460-123207-1

SDG No.:

Matrix: Water Level: Low Lab File ID: A-ICS2100 A 11-14-2016-20.d

Lab ID: 460-123207-3 MS Client ID: MW-48MI-XX MS

COMPOUND	SPIKE ADDED (mg/L)	SAMPLE CONCENTRATION (mg/L)	MS CONCENTRATION (mg/L)	MS % REC	QC LIMITS REC	#
Bromide	0.0500	0.0025 U	0.00281	6	80-120	F1

Column to be used to flag recovery and RPD values

FORM III 300.0

FORM III
HPLC/IC MATRIX SPIKE DUPLICATE RECOVERY

Lab Name: TestAmerica Pittsburgh Job No.: 460-123207-1

SDG No.:

Matrix: Water Level: Low Lab File ID: A-ICS2100 A 11-14-2016-21.d

Lab ID: 460-123207-3 MSD Client ID: MW-48MI-XX MSD

COMPOUND	SPIKE ADDED (mg/L)	MSD CONCENTRATION (mg/L)	MSD % REC	% RPD	QC LIMITS RPD	QC LIMITS REC	#
Bromide	0.0500	0.0025 U	0	NC	20	80-120	F1

Column to be used to flag recovery and RPD values

FORM III 300.0

HPLC/IC ANALYSIS RUN LOG

Lab Name: TestAmerica Pittsburgh Job No.: 460-123207-1

SDG No.:

Instrument ID: CHIC2100A Start Date: 11/14/2016 05:05

Analysis Batch Number: 194215 End Date: 11/14/2016 11:19

LAB SAMPLE ID	CLIENT SAMPLE ID	DATE ANALYZED	DILUTION FACTOR	LAB FILE ID	COLUMN ID
RINSE 180-194215/1		11/14/2016 05:05	1		AS-18
IC 180-194215/2		11/14/2016 05:20	1	A-ICS2100 A 11-14-2016-2.d	AS-18
IC 180-194215/3		11/14/2016 05:36	1	A-ICS2100 A 11-14-2016-3.d	AS-18
IC 180-194215/4		11/14/2016 05:51	1	A-ICS2100 A 11-14-2016-4.d	AS-18
IC 180-194215/5		11/14/2016 06:07	1	A-ICS2100 A 11-14-2016-5.d	AS-18
IC 180-194215/6		11/14/2016 06:22	1	A-ICS2100 A 11-14-2016-6.d	AS-18
IC 180-194215/7		11/14/2016 06:38	1	A-ICS2100 A 11-14-2016-7.d	AS-18
IC 180-194215/8		11/14/2016 06:53	1	A-ICS2100 A 11-14-2016-8.d	AS-18
RINSE 180-194215/9		11/14/2016 07:09	1		AS-18
RINSE 180-194215/10		11/14/2016 07:24	1		AS-18
ZZZZZ		11/14/2016 07:40	1		AS-18
ZZZZZ		11/14/2016 07:55	1		AS-18
ICV 180-194215/13		11/14/2016 08:11	1	A-ICS2100 A 11-14-2016-13.d	AS-18
CCV 180-194215/14		11/14/2016 08:26	1	A-ICS2100 A 11-14-2016-14.d	AS-18
CCB 180-194215/15		11/14/2016 08:42	1	A-ICS2100 A 11-14-2016-15.d	AS-18
LCS 180-194215/16		11/14/2016 08:57	1	A-ICS2100 A 11-14-2016-16.d	AS-18
MB 180-194215/17		11/14/2016 09:13	1	A-ICS2100 A 11-14-2016-17.d	AS-18
460-123207-4		11/14/2016 09:29	1	A-ICS2100 A 11-14-2016-18.d	AS-18
460-123207-3		11/14/2016 09:44	1	A-ICS2100 A 11-14-2016-19.d	AS-18
460-123207-3 MS		11/14/2016 10:17	1	A-ICS2100 A 11-14-2016-20.d	AS-18
460-123207-3 MSD		11/14/2016 10:33	1	A-ICS2100 A 11-14-2016-21.d	AS-18
460-123207-2		11/14/2016 10:48	1	A-ICS2100 A 11-14-2016-22.d	AS-18
CCV 180-194215/23		11/14/2016 11:04	1	A-ICS2100 A 11-14-2016-23.d	AS-18
CCB 180-194215/24		11/14/2016 11:19	1	A-ICS2100 A 11-14-2016-24.d	AS-18

300.0

FORM VI
HPLC/IC BY EXTERNAL STANDARD - INITIAL CALIBRATION DATA
CURVE EVALUATION

Lab Name: TestAmerica Pittsburgh Job No.: 460-123207-1 Analy Batch No.: 194215

SDG No.:

Instrument ID: CHIC2100A GC Column: AS-18 ID: Heated Purge: (Y/N) N

Calibration Start Date: 11/14/2016 05:20 Calibration End Date: 11/14/2016 06:53 Calibration ID: 33410

Calibration Files:

LEVEL:	LAB SAMPLE ID:	LAB FILE ID:
Level 1	IC 180-194215/2	A-ICS2100 A 11-14-2016-2.d
Level 2	IC 180-194215/3	A-ICS2100 A 11-14-2016-3.d
Level 3	IC 180-194215/4	A-ICS2100 A 11-14-2016-4.d
Level 4	IC 180-194215/5	A-ICS2100 A 11-14-2016-5.d
Level 5	IC 180-194215/6	A-ICS2100 A 11-14-2016-6.d
Level 6	IC 180-194215/7	A-ICS2100 A 11-14-2016-7.d
Level 7	IC 180-194215/8	A-ICS2100 A 11-14-2016-8.d

ANALYTE	CF				CURVE TYPE	COEFFICIENT			#	MIN CF	%RSD	#	MAX %RSD	R^2 OR COD	#	MIN R^2 OR COD
	LVL 1 LVL 5	LVL 2 LVL 6	LVL 3 LVL 7	LVL 4		B	M1	M2								
Bromide	801200 1801420	1315200 1971500	1492300 2010305	1694000	Lin2	-2858.3064	1900158.92							0.9970		0.9950

Note: The m1 coefficient is the same as Ave CF for an Ave curve type.

FORM VII
HPLC/IC CONTINUING CALIBRATION DATA

Lab Name: TestAmerica Pittsburgh Job No.: 460-123207-1

SDG No.:

Lab Sample ID: ICV 180-194215/13 Calibration Date: 11/14/2016 08:11

Instrument ID: CHIC2100A Calib Start Date: 11/14/2016 05:20

GC Column: AS-18 ID: Calib End Date: 11/14/2016 06:53

Lab File ID: A-ICS2100 A 11-14-2016-13.d Conc. Units: mg/L

ANALYTE	CURVE TYPE	AVE CF	CF	MIN CF	CALC AMOUNT	SPIKE AMOUNT	%D	MAX %D
Bromide	Lin2		1807720		0.0491	0.0500	-1.9	10.0

FORM VII 300.0

FORM VII
HPLC/IC CONTINUING CALIBRATION DATA

Lab Name: TestAmerica Pittsburgh Job No.: 460-123207-1

SDG No.:

Lab Sample ID: CCV 180-194215/14 Calibration Date: 11/14/2016 08:26

Instrument ID: CHIC2100A Calib Start Date: 11/14/2016 05:20

GC Column: AS-18 ID: Calib End Date: 11/14/2016 06:53

Lab File ID: A-ICS2100 A 11-14-2016-14.d Conc. Units: mg/L

ANALYTE	CURVE TYPE	AVE CF	CF	MIN CF	CALC AMOUNT	SPIKE AMOUNT	%D	MAX %D
Bromide	Lin2		1994580		0.106	0.100	6.5	10.0

FORM VII 300.0

FORM VII
HPLC/IC CONTINUING CALIBRATION DATA

Lab Name: TestAmerica Pittsburgh Job No.: 460-123207-1

SDG No.:

Lab Sample ID: CCV 180-194215/23 Calibration Date: 11/14/2016 11:04

Instrument ID: CHIC2100A Calib Start Date: 11/14/2016 05:20

GC Column: AS-18 ID: Calib End Date: 11/14/2016 06:53

Lab File ID: A-ICS2100 A 11-14-2016-23.d Conc. Units: mg/L

ANALYTE	CURVE TYPE	AVE CF	CF	MIN CF	CALC AMOUNT	SPIKE AMOUNT	%D	MAX %D
Bromide	Lin2		1980820		0.106	0.100	5.7	10.0

FORM VII 300.0

COVER PAGE
GENERAL CHEMISTRY

Lab Name: TestAmerica Edison Job Number: 460-123207-1

SDG No.:

Project: LMC-GN

Client Sample ID	Lab Sample ID
QC-EB110116	460-123207-2
MW-48MI-XX	460-123207-3
MW-48ML-XX	460-123207-4

Comments:

9-IN
DETECTION LIMITS
GENERAL CHEMISTRY

Lab Name: TestAmerica Edison Job Number: 460-123207-1

SDG Number:

Matrix: Water Instrument ID: NOEQUIP

Method: SM 4500 Cl- B MDL Date: 08/15/2016 11:43

Analyte	Wavelength/ Mass	RL (mg/L)	MDL (mg/L)
Chloride		5	0.839

FORM IX - IN

9-IN
CALIBRATION BLANK DETECTION LIMITS
GENERAL CHEMISTRY

Lab Name: TestAmerica Edison Job Number: 460-123207-1

SDG Number:

Matrix: Water Instrument ID: NOEQUIP

Method: SM 4500 Cl- B XMDL Date: 08/15/2016 11:43

Analyte	Wavelength/ Mass	XRL (mg/L)	XMDL (mg/L)
Chloride		5	0.839

FORM IX - IN

13-IN
ANALYSIS RUN LOG
GENERAL CHEMISTRY

Lab Name: TestAmerica Edison Job No.: 460-123207-1

SDG No.:

Instrument ID: NOEQUIP Method: SM 4500 Cl- B

Start Date: 11/14/2016 18:00 End Date: 11/14/2016 18:00

Lab Sample ID	D/F	Type	Time	Analytes																			
				CL-																			
MB 460-404099/1	1	T	18:00	X																			
LCSSRM 460-404099/2 ^2	2	T	18:00	X																			
ZZZZZZ			18:00																				
460-123525-K-2 MS ^2	2	T	18:00	X																			
460-123525-K-2 MSD ^2	2	T	18:00	X																			
460-123207-2	1	T	18:00	X																			
460-123207-3	2	T	18:00	X																			
460-123207-4	20	T	18:00	X																			
ZZZZZZ			18:00																				
ZZZZZZ			18:00																				
ZZZZZZ			18:00																				
ZZZZZZ			18:00																				
ZZZZZZ			18:00																				
ZZZZZZ			18:00																				
ZZZZZZ			18:00																				
ZZZZZZ			18:00																				
ZZZZZZ			18:00																				
ZZZZZZ			18:00																				
ZZZZZZ			18:00																				
ZZZZZZ			18:00																				
ZZZZZZ			18:00																				

Prep Types
T = Total/NA

3-IN
METHOD BLANK
GENERAL CHEMISTRY

Lab Name: TestAmerica Edison Job No.: 460-123207-1

SDG No.:

Method	Lab Sample ID	Analyte	Result	Qual	Units	RL	Dil
Batch ID: 404099 Date: 11/14/2016 18:00							
SM 4500 Cl- B	MB 460-404099/1	Chloride	5.0	U	mg/L	5.0	1

FORM III-IN

7A-IN
LCS-CERTIFIED REFERENCE MATERIAL
GENERAL CHEMISTRY

Lab Name: TestAmerica Edison Job No.: 460-123207-1

SDG No.:

Matrix: Water

Method	Lab Sample ID	Analyte	Result	C	Unit	Spike Amount	Pct. Rec.	Limits	RPD	RPD Limit	Q
Batch ID: 404099	Date: 11/14/2016 18:00										
						LCS Source: WTchlLCS_00068					
SM 4500 Cl- B	LCSSRM 460-404099/2 ^2	Chloride	77.98		mg/L	79.6	98.0	91.0-109.0			

Calculations are performed before rounding to avoid round-off errors in calculated results.

FORM VIIA-IN

Sample not in SDG

5-IN
MATRIX SPIKE SAMPLE RECOVERY
GENERAL CHEMISTRY

Lab Name: TestAmerica Edison Job No.: 460-123207-1

SDG No.:

Matrix: Water

Method	Lab Sample ID	Analyte	Result	C	Unit	Spike Amount	Pct. Rec.	Limits	RPD	RPD Limit	Q
Batch ID: 404099 Date: 11/14/2016 18:00											
SM 4500 Cl- B	460-123525-K-2 ^2	Chloride	54.5		mg/L						
SM 4500 Cl- B	460-123525-K-2 MS ^2	Chloride	108.0		mg/L	50.0	107	90-110			

Calculations are performed before rounding to avoid round-off errors in calculated results.

FORM V-IN

5-IN
MATRIX SPIKE DUPLICATE SAMPLE RECOVERY
GENERAL CHEMISTRY

Lab Name: TestAmerica Edison Job No.: 460-123207-1

SDG No.:

Matrix: Water

Method	Lab Sample ID	Analyte	Result	C	Unit	Spike Amount	Pct. Rec.	Limits	RPD	RPD Limit	Q
Batch ID: 404099 Date: 11/14/2016 18:00											
SM 4500 Cl- B	460-123525-K-2 MSD ^2	Chloride	109.0		mg/L	50.0	109	90-110	1	10	

Calculations are performed before rounding to avoid round-off errors in calculated results.

FORM V-IN

PROJECT CHLORIDE (4500 CL-B)

BATCH	JOB	SAMPLE	MATRIX	SAMPLE AMOUNT	$AgNO_3$ (ml)	RESULT (mg/L)	SPIKE	% REC	pH 2 to 12	* INTERFERENCE YES	NO
		MB		100 ml	0.5	ND					
		LCS		50	8.3	78.0	79.6	98.0%			
404099	123525	123525-2k	AQ	100	11.4	54.5					
		123525-2k MS		50	11.3	108	50.0	107%			
		123525-2k MSD		50	11.4	109	50.0	109%			
	123207	123207-2d		100	0.5	ND					
		123207-3f		100	☆	—					
		123207-3f		50	13.1	126					
		123207-4f		100	☆	—					
		123207-4f		5	12.0	1,150					
	123445	123445-1d		100	☆	—					
		123445-1d		10	12.4	595					
		123445-2d		100	4.4	19.5					
		123445-3d		100	3.2	13.5					
		123445-4d		100	☆	—					
		123445-4d		25	10.3	196					
		123445-5d		100	☆	—					
		123445-5d		20	17.0	412					
		123445-6d		100	☆	—					
		123445-6d		50	10.8	103					
		123445-7d		100	7.1	33.0					
		123445-8f		100	☆	—					
		123445-8f		10	13.3	640					
	123553	123553-1d		100	7.0	32.5					
		123553-2d		100	7.0	32.5					
		123553-3d		100	11.8	56.5					
	123615	123615-1e		100	7.4	34.5					
		123615-2e		100	7.8	36.5					

* Sulfide, Sulfite, Thiosulfate

☆ Large volume of $AgNO_3$ consumed, no endpoint reached.

Signed: [illegible] Date: 11/14/16

Read and Understood By

Signed: Date:

Continued on Page

TestAmerica

Sample Dilution Log
Wet Chemistry

Method No.: 4500 Cl-B

Analyst: HV

Prep Batch:

Analysis Date: 11/14/16

Analytical Batch: 404099

Job/Sample Number	Dilution Factor	Sample Volume (ml)	Final Volume (ml)	Diluent
123525-2k MS	2	50	100	DI H2O
123525-2k MSD	2	50	100	
123207-3f	2	50	100	
123207-4f	20	5	100	
123445-1d	10	10	100	
123445-4d	4	25	100	
123445-5d	5	20	100	
123445-6d	2	50	100	
123445-8f	10	10	100	

EDS-WI-101, Rev 0
05/24/11

GENERAL CHEMISTRY BATCH WORKSHEET

Lab Name: TestAmerica Edison Job No.: 460-123207-1

SDG No.:

Batch Number: 404099 Batch Start Date: 11/14/16 18:00 Batch Analyst: Vu, Huan

Batch Method: SM 4500 Cl- B Batch End Date: 11/14/16 19:45

Lab Sample ID	Client Sample ID	Method Chain	Basis	FinalAmount	WTchlLCS 00068	WTchlSP1 00022	AnalysisComment		
MB 460-404099/1		SM 4500 Cl- B		100 mL			B-0357-16 : 0.0141 N AgNO3 exp:05/05/17		
LCSSRM 460-404099/2 ^2		SM 4500 Cl- B		100 mL	50 mL		B-0322-16 : K2CrO4 exp:04/08/17		
460-123525-K-2 MS ^2		SM 4500 Cl- B	T	100 mL		2.5 mL			
460-123525-K-2 MSD ^2		SM 4500 Cl- B	T	100 mL		2.5 mL			
460-123207-D-2	QC-EB110116	SM 4500 Cl- B	T	100 mL					
460-123207-F-3 ^2	MW-48MI-XX	SM 4500 Cl- B	T	100 mL					
460-123207-F-4 ^20	MW-48ML-XX	SM 4500 Cl- B	T	100 mL					

Batch Notes	

Basis	Basis Description
T	Total/NA

The pound sign (#) in the amount added field denotes that the reagent was used undiluted. All calculations are performed using the stated concentration for this reagent.

APPENDIX D — MEMORANDUM - GROUNDWATER SIMULATION ANALYSIS OF OU1 AND OU2 HYDRAULIC CAPTURE ZONES (CDM SMITH, 2016)

Lockheed Martin, Great Neck Groundwater Simulation Analysis of OU-1 and OU-2 Hydraulic Capture Zones

Supplement to 2015 Annual Groundwater Monitoring Report

April 21, 2016

CDM Smith

Lockheed Martin, Great Neck

Groundwater Simulation Analysis of OU-1 and OU-2 Hydraulic Capture Zones

Quarterly monitoring is conducted at the former Unisys facility (the Site) located in Lake Success, New York (New York State Department of Environmental Conservation [NYSDEC] Site Number 130045) to assess groundwater conditions in the OU-1 and OU-2 areas, including horizontal and vertical groundwater flow, estimated groundwater capture, groundwater quality trends, and volatile organic compound (VOC) concentrations in the sentinel monitoring well network. Monitoring results for 2015 are presented in the *2015 Annual Groundwater Monitoring Report* (Tetra Tech; February 22, 2016).

This memorandum is a supplement to the *2015 Annual Groundwater Monitoring Report* and presents additional groundwater flow model simulation analysis that was performed to evaluate the hydraulic capture zones created by the OU-1 and OU-2 groundwater remediation systems.

Model Background

A groundwater flow and solute transport model was developed as part of the OU-2 Remedial Investigation (RI) and Feasibility Study (FS) for the Site. The groundwater flow model was based on the stratigraphy and hydrogeologic properties represented in the Nassau County regional model (*Long Island Source Water Assessment Program (SWAP) Task 3A.1 Report - Nassau County Model*; CDM, 2003) and supplemented with local data from Site investigations. The RI/FS groundwater flow model was used to simulate transient groundwater flow patterns from 1940 to 2007 to demonstrate that the model could reasonably represent observed groundwater heads and gradients, and temporal water level variations due to changes in pumping and recharge. The groundwater flow and solute transport model was applied to evaluate current and potential future groundwater flow and solute transport in the vicinity of the Site. The development and application of the model is described in detail in the OU-2 RI and FS Study reports (*Remedial Investigation Report. Operable Unit No. 2 for the Unisys Site. Great Neck New York. Site No. 130045*; ARCADIS, May 2012 and *Feasibility Study. Operable Unit No. 2 for the Unisys Site. Great Neck New York. Site No. 130045*; ARCADIS, May 2012).

Recently, the OU-2 RI/FS groundwater flow model was updated by extending the historical groundwater simulation period through 2015. Model updates included incorporating recent water supply pumping data, OU-1 and OU-2 remediation pumping and diffusion data, and estimated monthly groundwater recharge calculated from precipitation data. Model simulated heads for the extended period through 2015 generally track trends and patterns observed in measured groundwater elevations near the Site. No additional calibration of model hydraulic properties or boundary conditions was performed for the model update.

OU-1 and OU-2 Hydraulic Capture Zone Simulations

The basis for the capture zone simulations was a 5-year transient groundwater flow simulation incorporating groundwater pumping and recharge fluxes for years 2011-2015. The 5-year transient flow simulation was repeated 6 times to create a 30-year transient groundwater flow simulation which was used as the basis for the OU-1 and OU-2 capture zone simulations. The capture zones simulated using the transient flow field, rather than a fixed constant flow field, are believed to be more representative of potential capture because remediation and water supply pumping is not fixed and varies over the course of a year.

The simulated OU-1 and OU-2 capture zones are shown in Figures 1 through 4. Capture zone areas, indicated by the square symbols, are color-coded by extraction well. The symbols represent the starting locations of "particles" that are extracted by the OU-1 and OU-2 remediation extraction wells. Simulation results suggest that within the Upper Glacial, Upper Magothy and Middle Magothy depth horizons, the existing OU-1 groundwater extraction wells (EW-1, RW-1RS, RW-1RD) capture groundwater from onsite and east of the Site and the OU-2 groundwater extraction well generally captures groundwater from offsite areas between the Site and RW-100 (OU-2 groundwater extraction well). Capture in the Basal Magothy is limited to a small off-site area. A new deeper onsite well, RW-3, will be installed to increase capture of onsite Basal Magothy groundwater.

The simulated capture zones were compared with the estimated capture zones presented in the *2015 Annual Groundwater Monitoring Report*, which were developed based on analytical calculations and potentiometric surface maps representing conditions in April and August 2015.

The simulated and estimated hydraulic capture zones are generally similar for the Upper Magothy and Middle Magothy depth horizons. There are some differences between the simulated and estimated capture zones for the Upper Glacial and Basal Magothy depths:

- The simulated capture zone for the Upper Glacial depth horizon indicates off-site capture by OU-2 pumping which is not suggested by the capture zones presented in the annual report. The Upper Glacial potentiometric surface maps do not have a shallow monitoring location near RW-100, and as such do not reflect a potential influence from the Magothy aquifer pumping in this location. Model simulation results suggest that RW-100, which is screened in the Magothy, also captures Upper Glacial groundwater. In the model in the area north of the site, the saturated thickness in the Upper Glacial is less than ten feet.

- The simulated capture zone in the Basal Magothy is associated with OU-2 pumping, and is generally smaller than suggested by the estimated capture zones in the annual report. The estimated Basal Magothy capture zone for April 2015 also suggests some influence from the OU-1 groundwater extraction system which is not evident in the simulated capture zones.

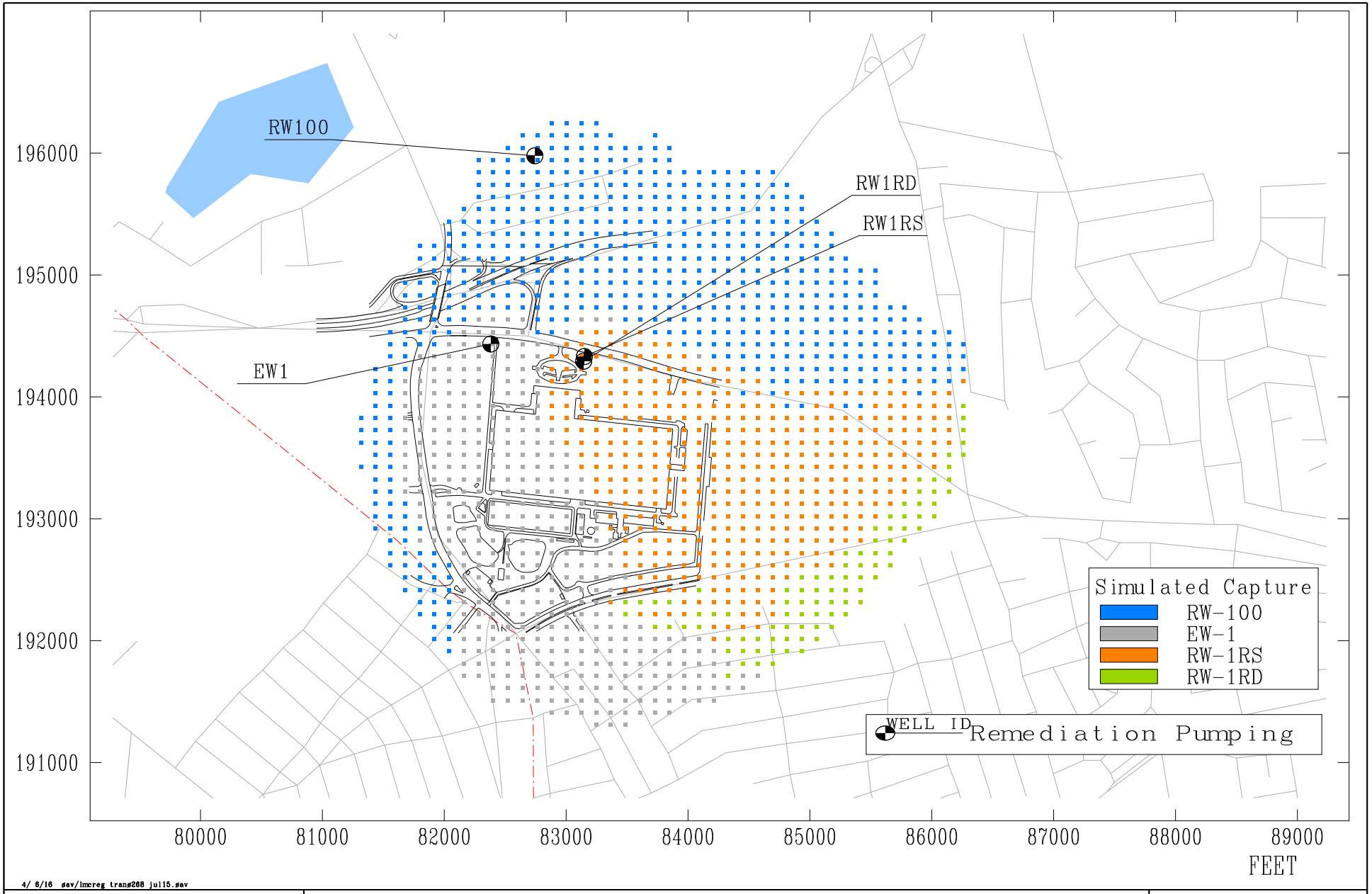

4/ 6/16 sav/lmcreg trans268 jul15.sav

CDM Smith

Simulated Capture Zone – Upper Glacial
30-Year Capture Based on Simulated Transient Flow Field

FIGURE
1

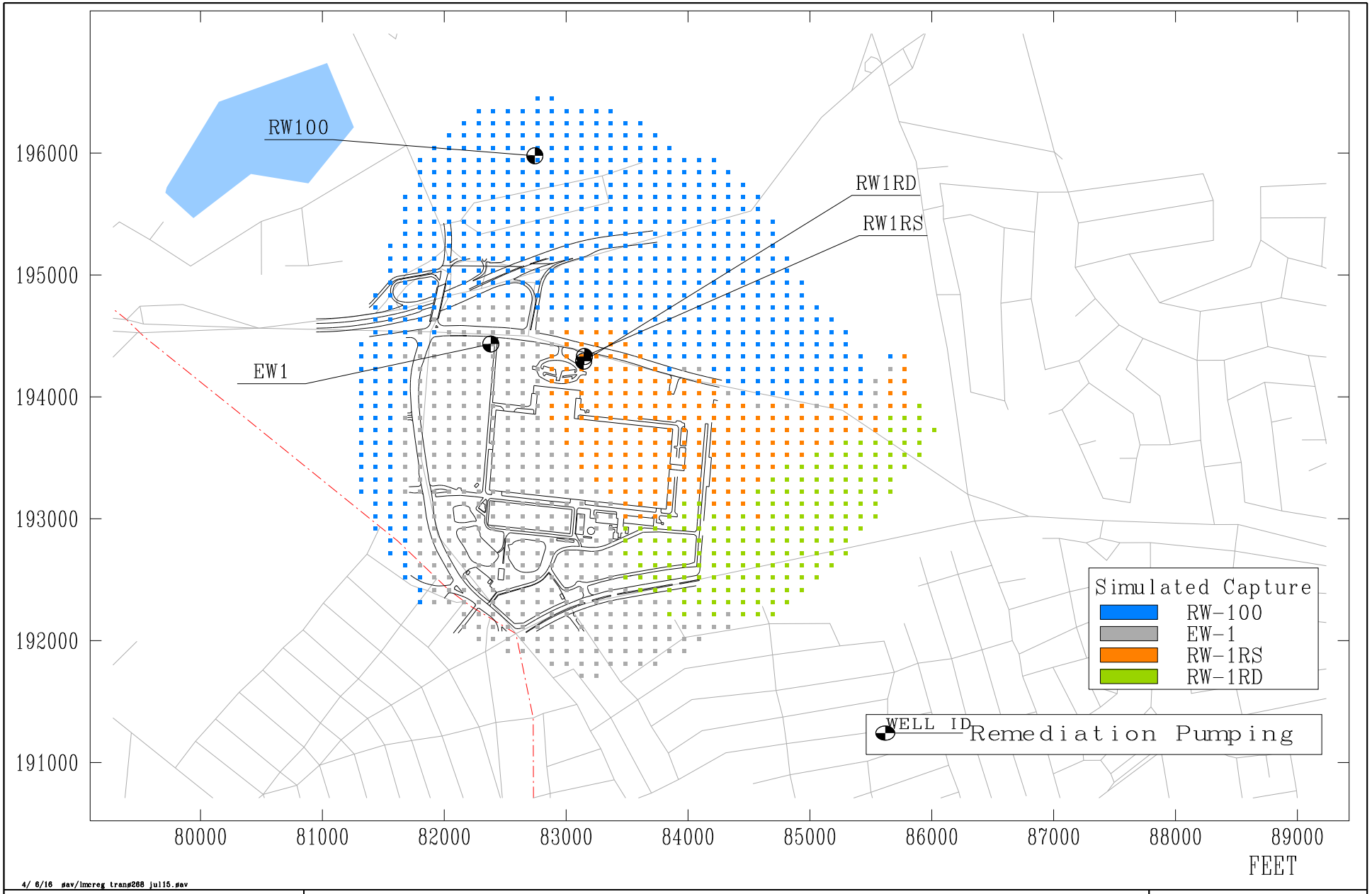

4/ 6/16 sav/lmcreg trans268 jul15.sav

CDM Smith

Simulated Capture Zone – Upper Magothy
30-Year Capture Based on Simulated Transient Flow Field

FIGURE
2

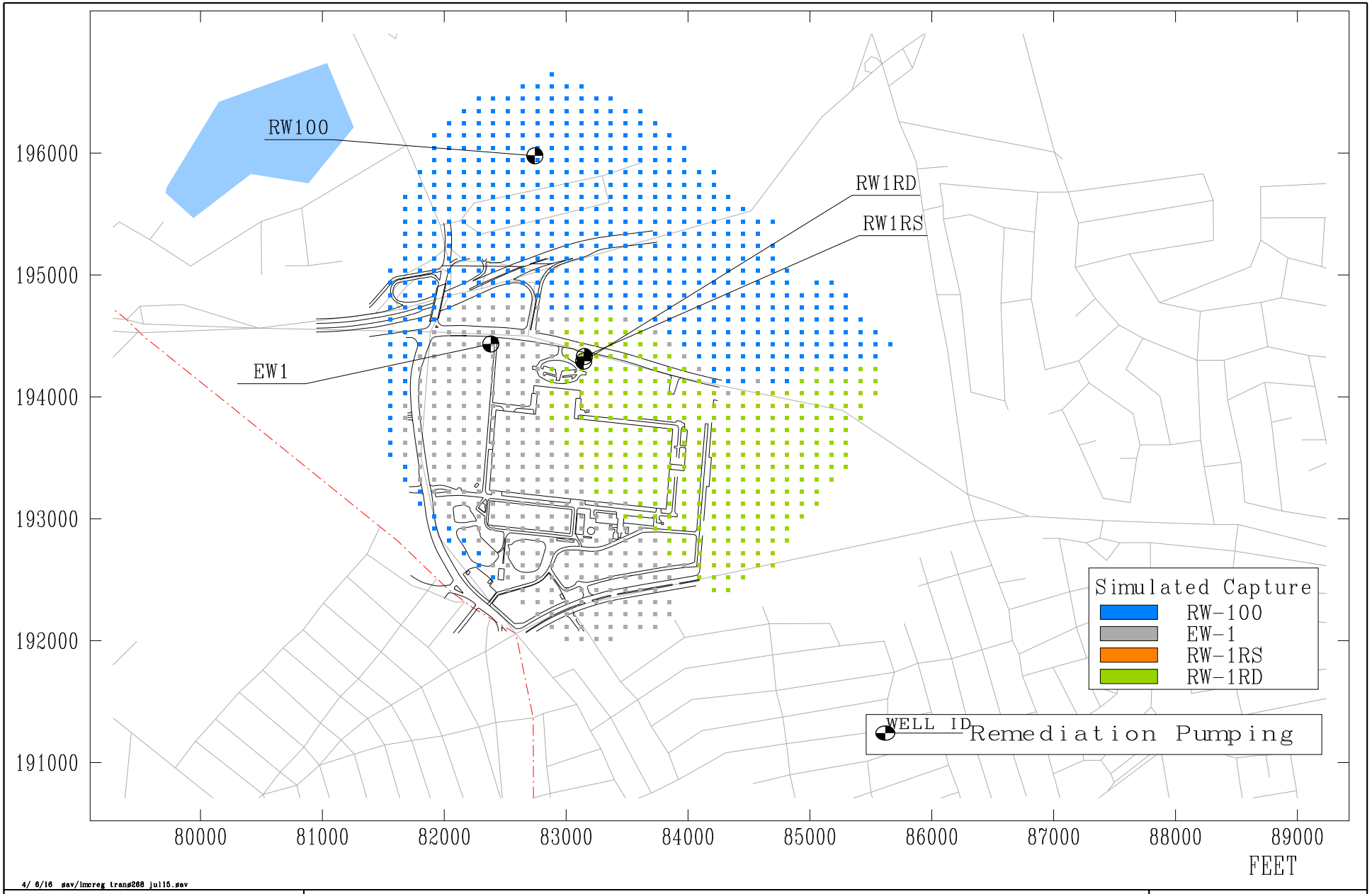

4/ 6/16 sav/lmcreg trans268 jul15.sav

CDM Smith

Simulated Capture Zone - Middle Magothy
30-Year Capture Based on Simulated Transient Flow Field

FIGURE
3

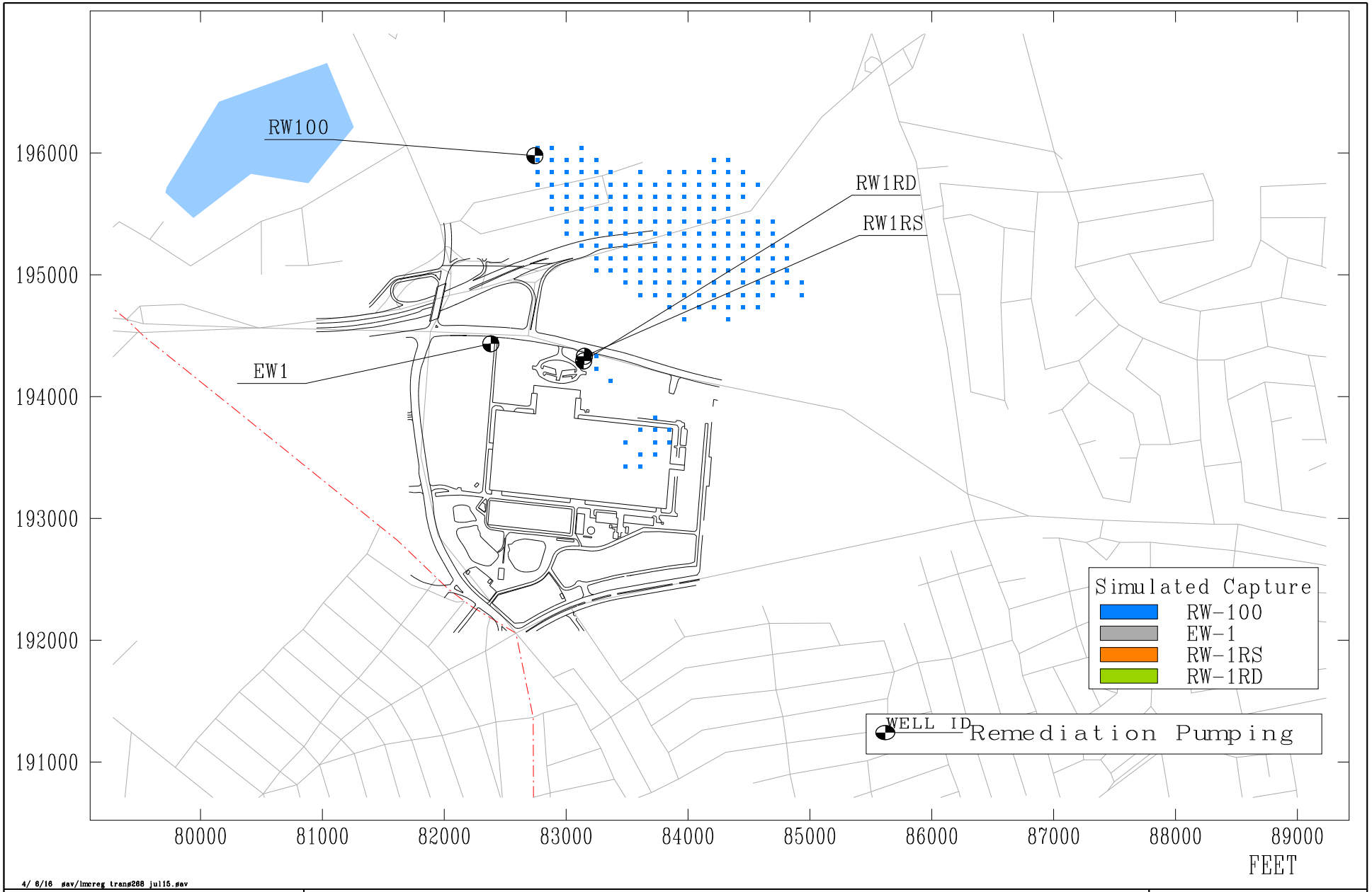

4/ 6/16 sav/lmcreg trans268 jul15.sav

CDM Smith

Simulated Capture Zone - Basal Magothy
30-Year Capture Based on Simulated Transient Flow Field

FIGURE
4

APPENDIX E — TVOC/TIME GRAPHS

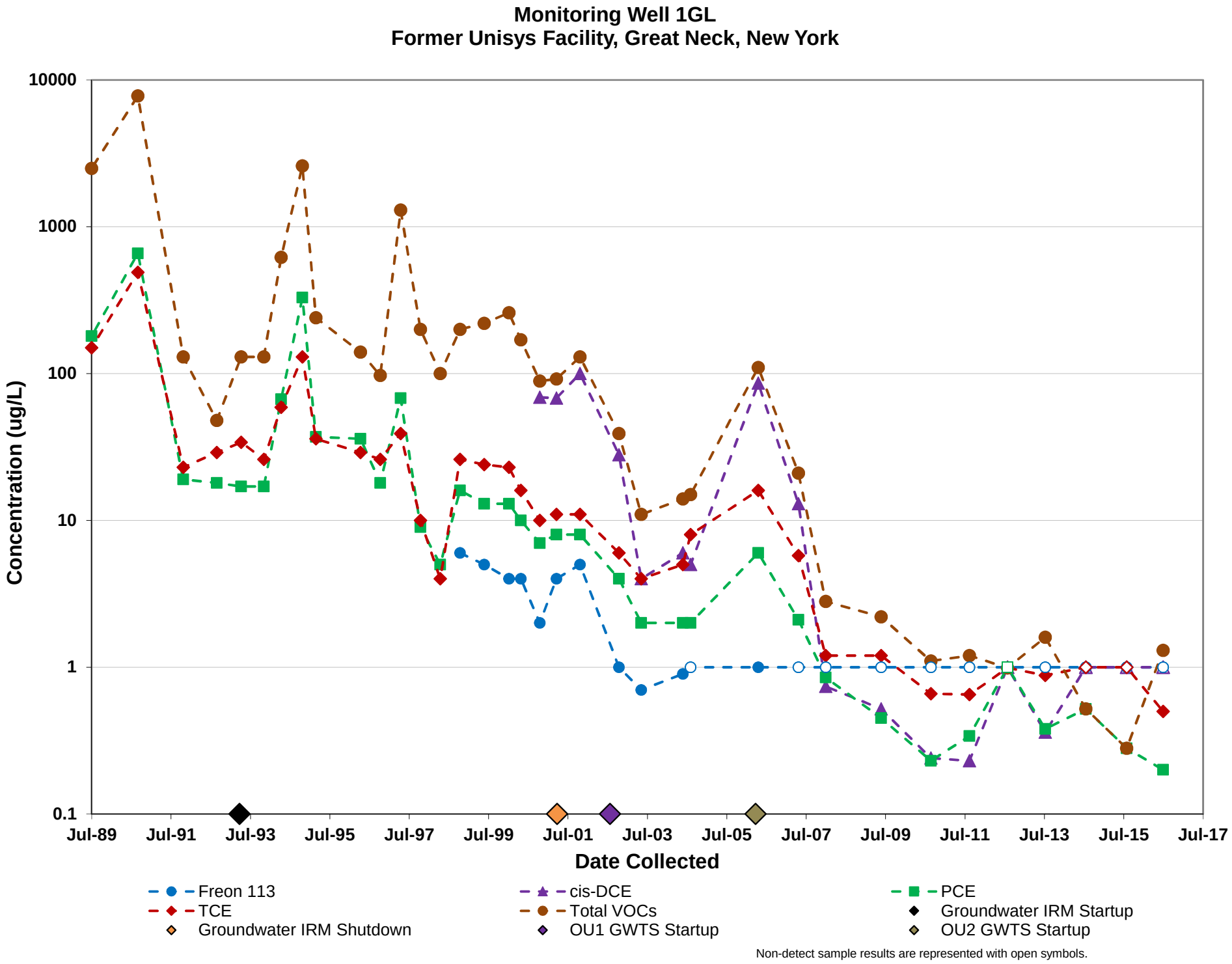
Monitoring Well 1GL
Former Unisys Facility, Great Neck, New York
Concentration (ug/L)
10000
1000
100
10
1
0.1
Jul-89
Jul-91
Jul-93
Jul-95
Jul-97
Jul-99
Jul-01
Jul-03
Jul-05
Jul-07
Jul-09
Jul-11
Jul-13
Jul-15
Jul-17
Date Collected
Freon 113
cis-DCE
PCE
TCE
Total VOCs
Groundwater IRM Startup
Groundwater IRM Shutdown
OU1 GWTS Startup
OU2 GWTS Startup
Non-detect sample results are represented with open symbols.

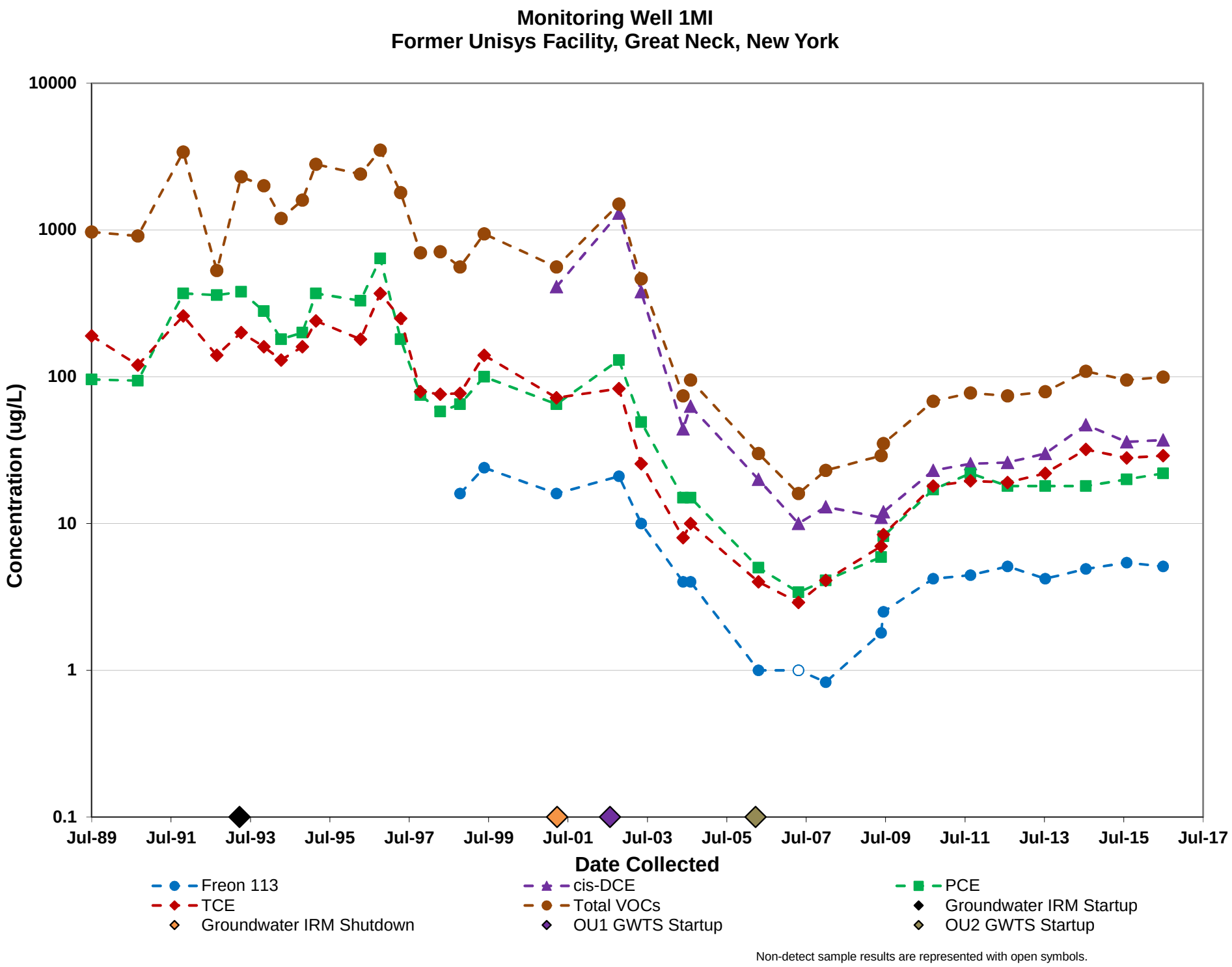
Monitoring Well 1MI
Former Unisys Facility, Great Neck, New York
Concentration (ug/L)
10000
1000
100
10
1
0.1
Jul-89
Jul-91
Jul-93
Jul-95
Jul-97
Jul-99
Jul-01
Jul-03
Jul-05
Jul-07
Jul-09
Jul-11
Jul-13
Jul-15
Jul-17
Date Collected
Freon 113
cis-DCE
PCE
TCE
Total VOCs
Groundwater IRM Startup
Groundwater IRM Shutdown
OU1 GWTS Startup
OU2 GWTS Startup
Non-detect sample results are represented with open symbols.

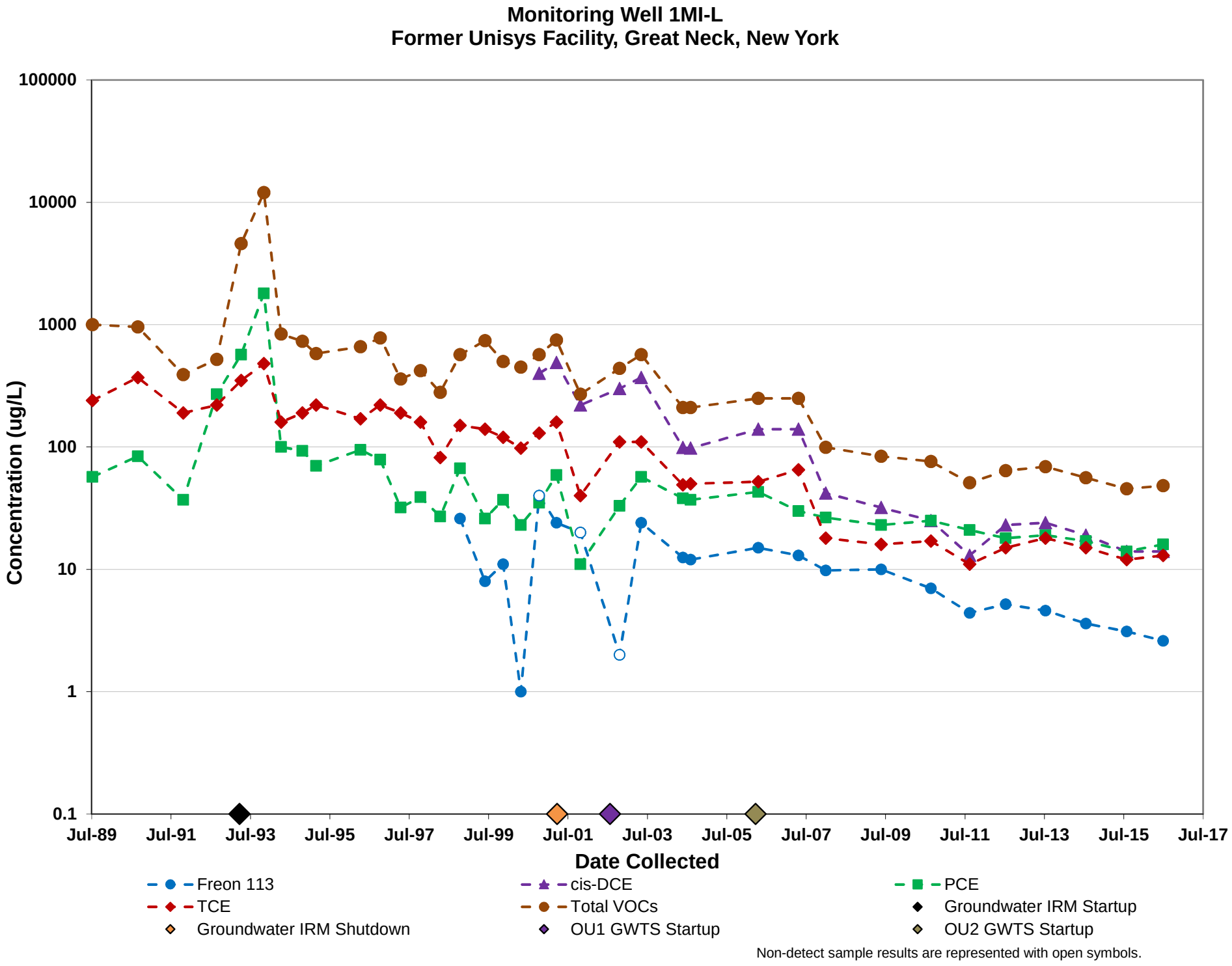
Monitoring Well 1MI-L
Former Unisys Facility, Great Neck, New York
Concentration (ug/L)
100000
10000
1000
100
10
1
0.1
Jul-89
Jul-91
Jul-93
Jul-95
Jul-97
Jul-99
Jul-01
Jul-03
Jul-05
Jul-07
Jul-09
Jul-11
Jul-13
Jul-15
Jul-17
Date Collected
Freon 113
cis-DCE
PCE
TCE
Total VOCs
Groundwater IRM Startup
Groundwater IRM Shutdown
OU1 GWTS Startup
OU2 GWTS Startup
Non-detect sample results are represented with open symbols.

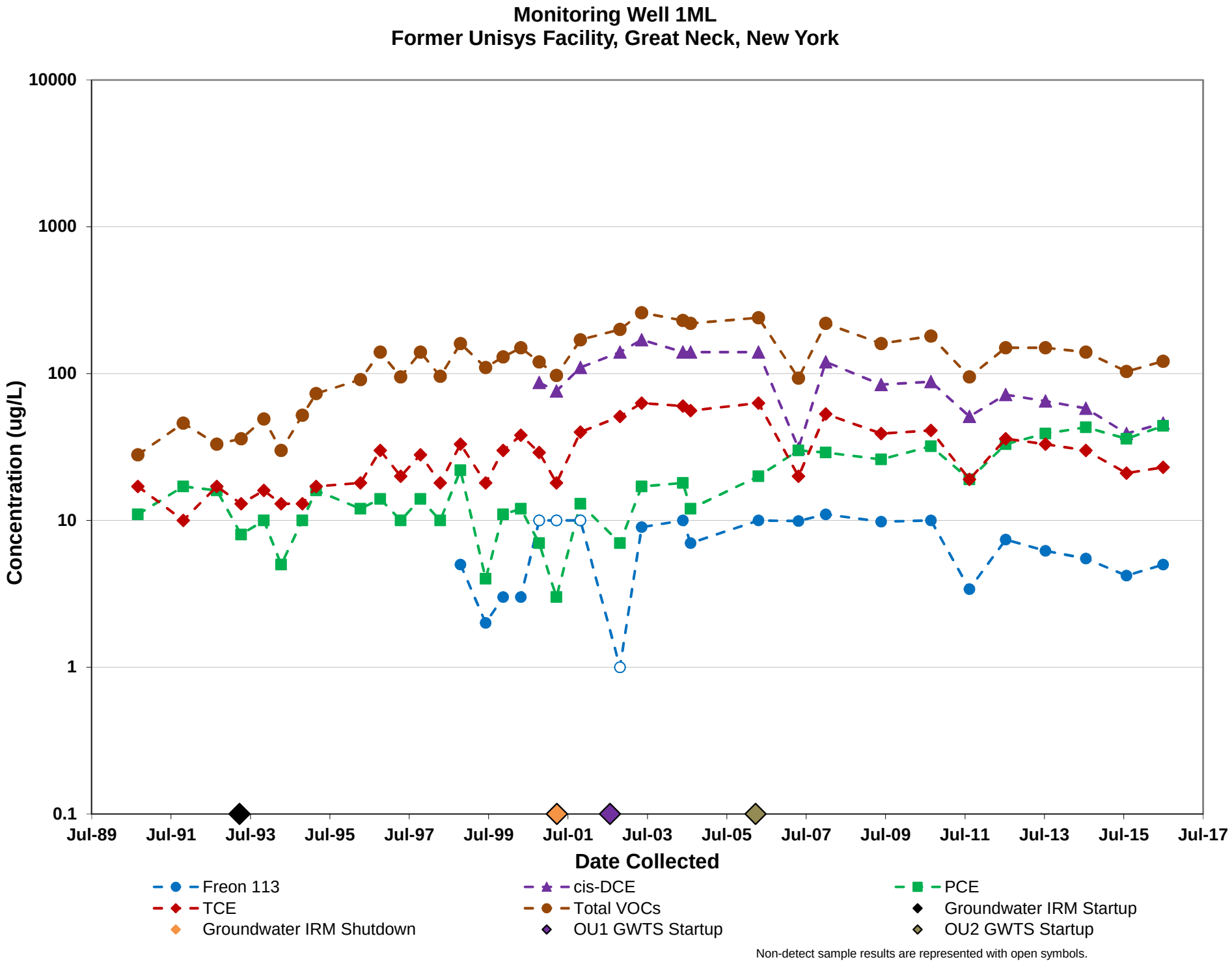
Monitoring Well 1ML
Former Unisys Facility, Great Neck, New York
Concentration (ug/L)
10000
1000
100
10
1
0.1
Jul-89
Jul-91
Jul-93
Jul-95
Jul-97
Jul-99
Jul-01
Jul-03
Jul-05
Jul-07
Jul-09
Jul-11
Jul-13
Jul-15
Jul-17
Date Collected
Freon 113
cis-DCE
PCE
TCE
Total VOCs
Groundwater IRM Startup
Groundwater IRM Shutdown
OU1 GWTS Startup
OU2 GWTS Startup
Non-detect sample results are represented with open symbols.

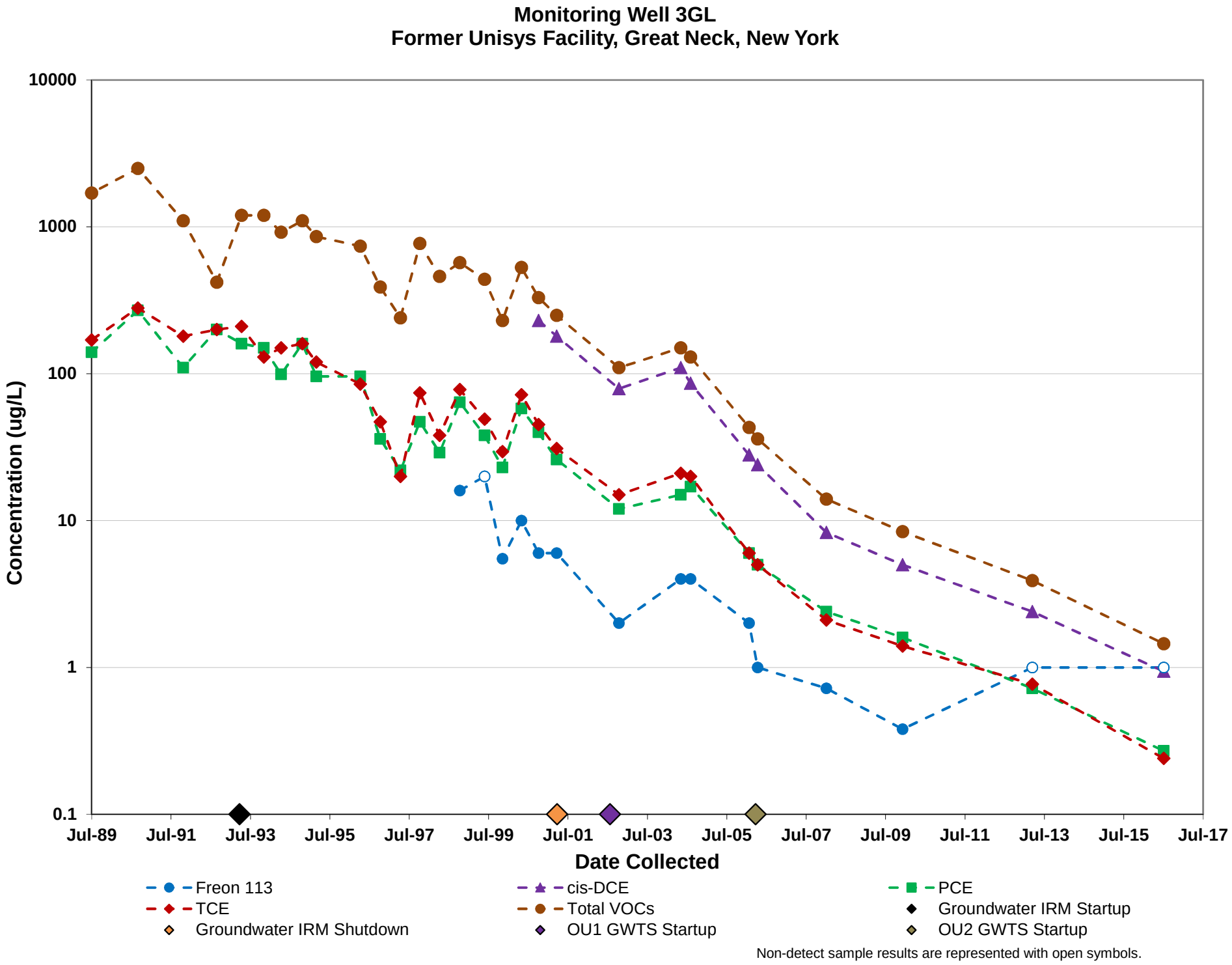
Monitoring Well 3GL
Former Unisys Facility, Great Neck, New York
Concentration (ug/L)
10000
1000
100
10
1
0.1
Jul-89
Jul-91
Jul-93
Jul-95
Jul-97
Jul-99
Jul-01
Jul-03
Jul-05
Jul-07
Jul-09
Jul-11
Jul-13
Jul-15
Jul-17
Date Collected
Freon 113
cis-DCE
PCE
TCE
Total VOCs
Groundwater IRM Startup
Groundwater IRM Shutdown
OU1 GWTS Startup
OU2 GWTS Startup
Non-detect sample results are represented with open symbols.

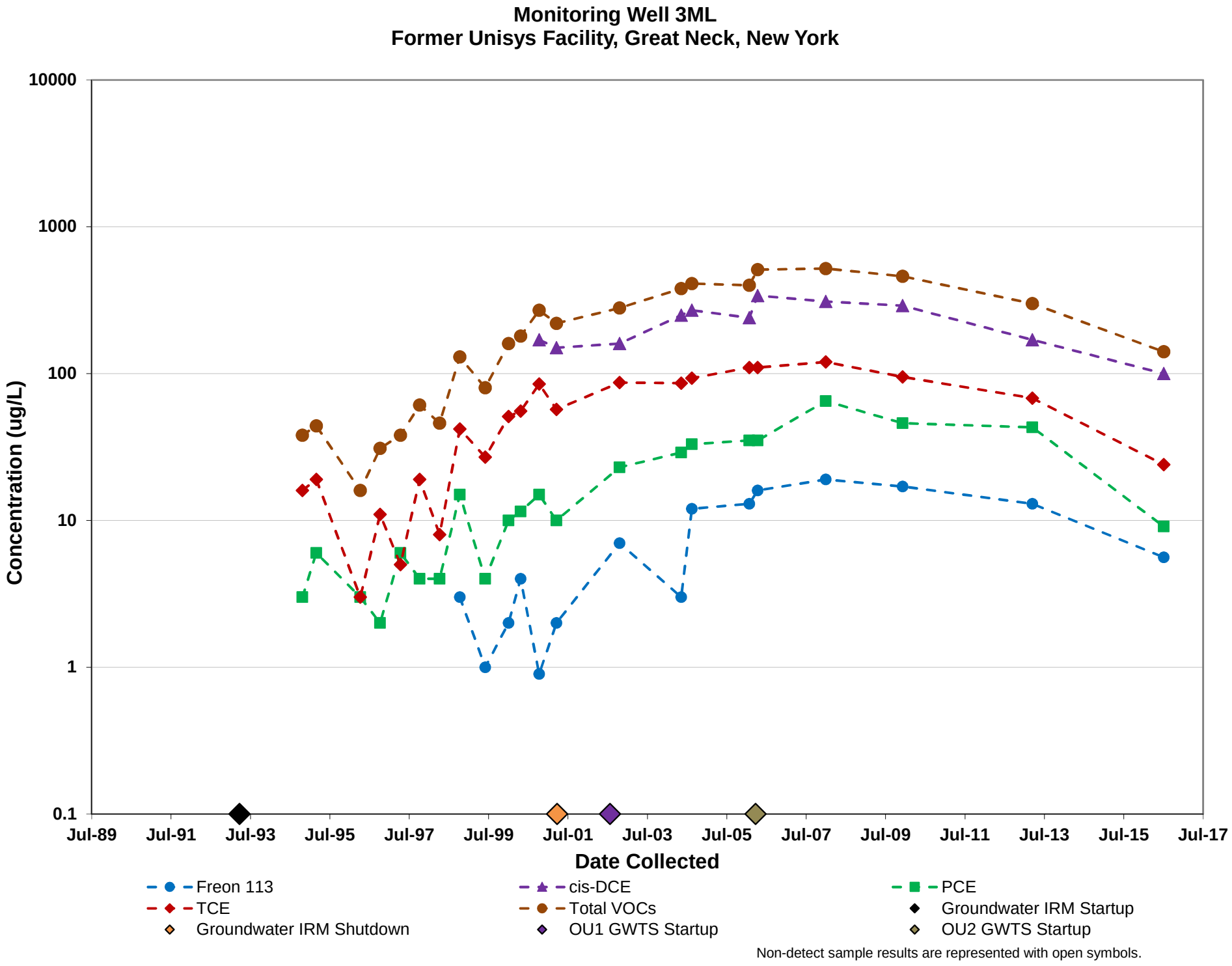
Monitoring Well 3ML
Former Unisys Facility, Great Neck, New York
Concentration (ug/L)
10000
1000
100
10
1
0.1
Jul-89
Jul-91
Jul-93
Jul-95
Jul-97
Jul-99
Jul-01
Jul-03
Jul-05
Jul-07
Jul-09
Jul-11
Jul-13
Jul-15
Jul-17
Date Collected
Freon 113
cis-DCE
PCE
TCE
Total VOCs
Groundwater IRM Startup
Groundwater IRM Shutdown
OU1 GWTS Startup
OU2 GWTS Startup
Non-detect sample results are represented with open symbols.

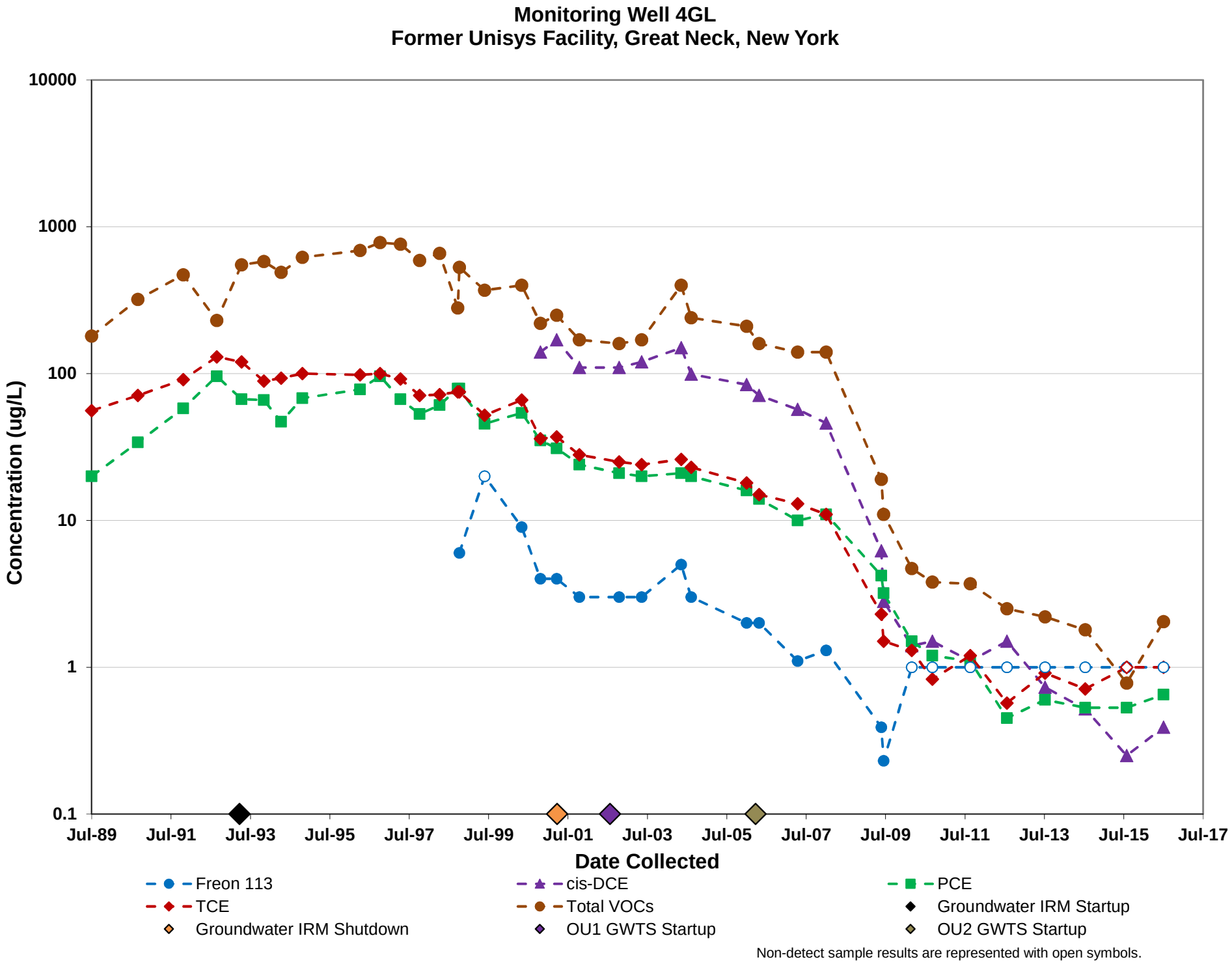
Monitoring Well 4GL
Former Unisys Facility, Great Neck, New York
Concentration (ug/L)
10000
1000
100
10
1
0.1
Jul-89
Jul-91
Jul-93
Jul-95
Jul-97
Jul-99
Jul-01
Jul-03
Jul-05
Jul-07
Jul-09
Jul-11
Jul-13
Jul-15
Jul-17
Date Collected
Freon 113
cis-DCE
PCE
TCE
Total VOCs
Groundwater IRM Startup
Groundwater IRM Shutdown
OU1 GWTS Startup
OU2 GWTS Startup
Non-detect sample results are represented with open symbols.

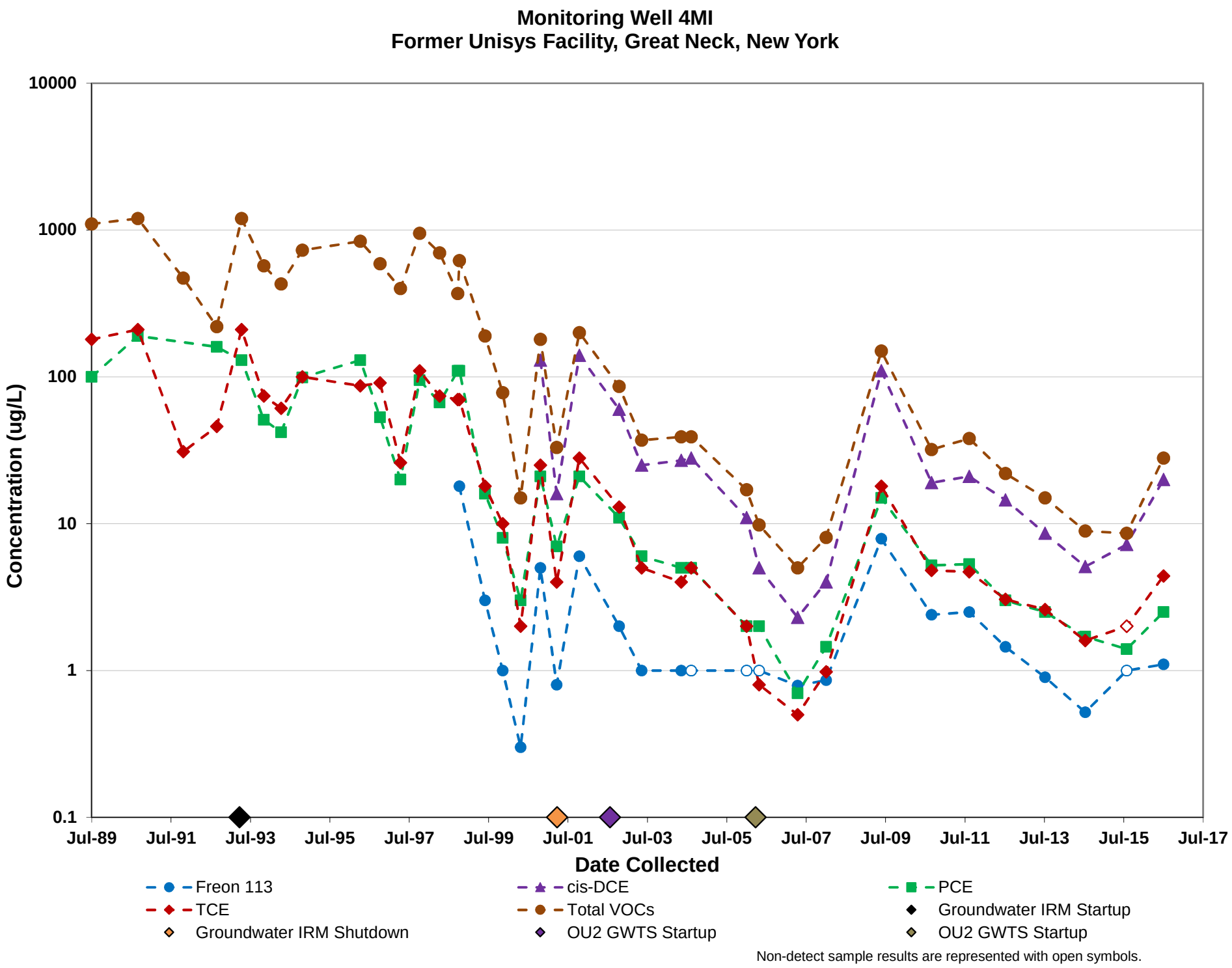
Monitoring Well 4MI
Former Unisys Facility, Great Neck, New York
Concentration (ug/L)
10000
1000
100
10
1
0.1
Jul-89
Jul-91
Jul-93
Jul-95
Jul-97
Jul-99
Jul-01
Jul-03
Jul-05
Jul-07
Jul-09
Jul-11
Jul-13
Jul-15
Jul-17
Date Collected
Freon 113
cis-DCE
PCE
TCE
Total VOCs
Groundwater IRM Startup
Groundwater IRM Shutdown
OU2 GWTS Startup
OU2 GWTS Startup
Non-detect sample results are represented with open symbols.

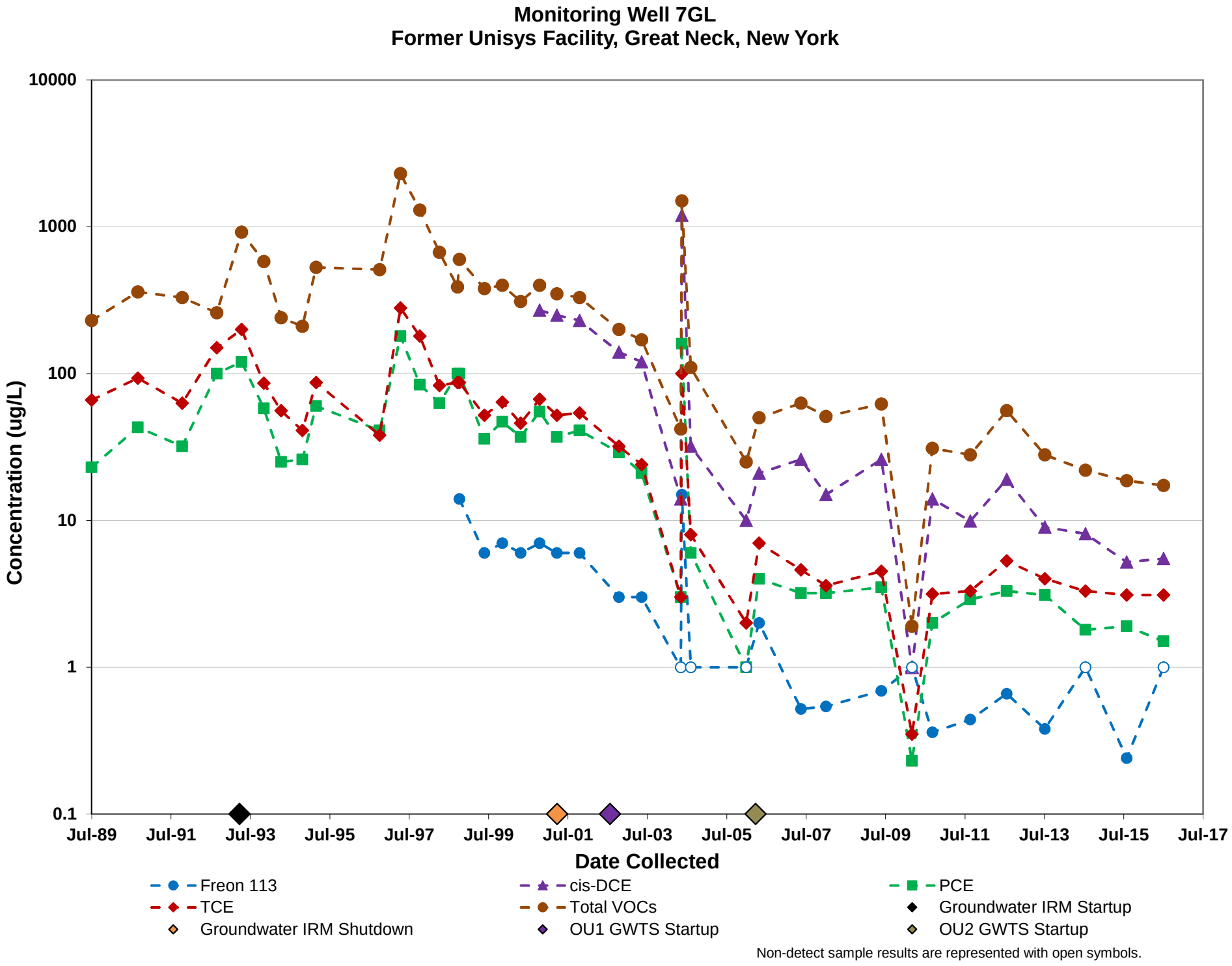
Monitoring Well 7GL
Former Unisys Facility, Great Neck, New York
Concentration (ug/L)
10000
1000
100
10
1
0.1
Jul-89
Jul-91
Jul-93
Jul-95
Jul-97
Jul-99
Jul-01
Jul-03
Jul-05
Jul-07
Jul-09
Jul-11
Jul-13
Jul-15
Jul-17
Date Collected
Freon 113
cis-DCE
PCE
TCE
Total VOCs
Groundwater IRM Startup
Groundwater IRM Shutdown
OU1 GWTS Startup
OU2 GWTS Startup
Non-detect sample results are represented with open symbols.

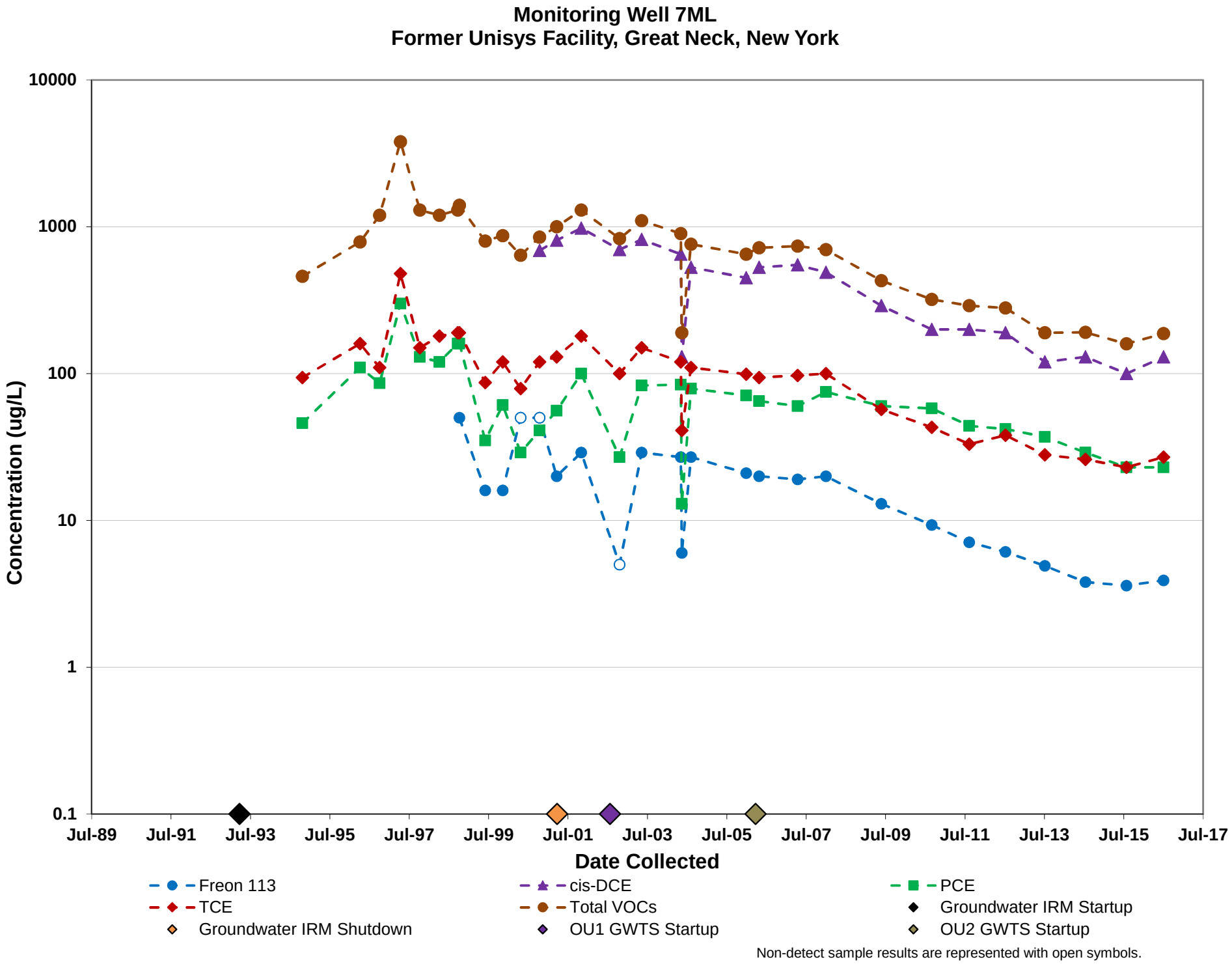
Monitoring Well 7ML
Former Unisys Facility, Great Neck, New York
Concentration (ug/L)
10000
1000
100
10
1
0.1
Jul-89
Jul-91
Jul-93
Jul-95
Jul-97
Jul-99
Jul-01
Jul-03
Jul-05
Jul-07
Jul-09
Jul-11
Jul-13
Jul-15
Jul-17
Date Collected
Freon 113
cis-DCE
PCE
TCE
Total VOCs
Groundwater IRM Startup
Groundwater IRM Shutdown
OU1 GWTS Startup
OU2 GWTS Startup
Non-detect sample results are represented with open symbols.

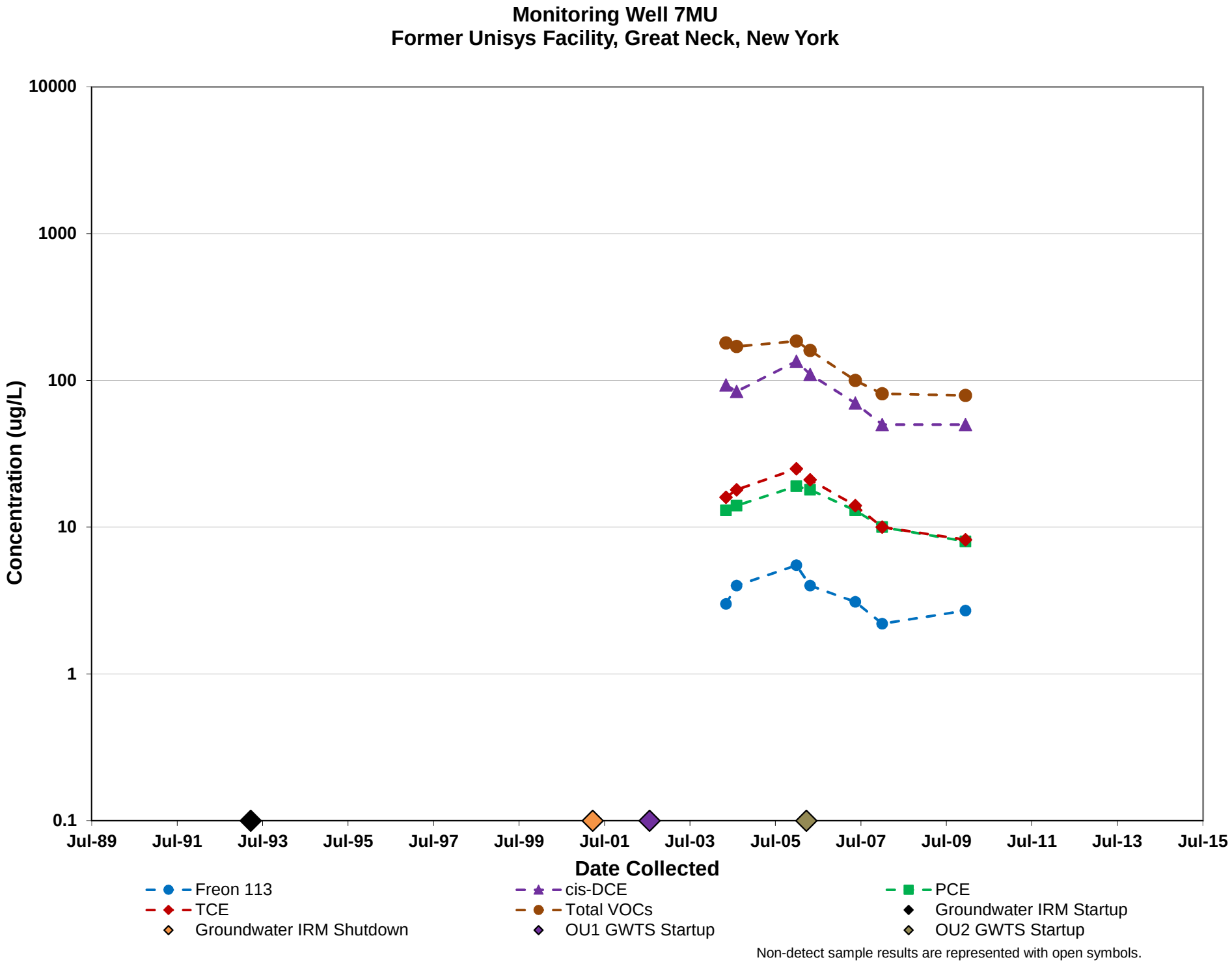
Monitoring Well 7MU
Former Unisys Facility, Great Neck, New York
Concentration (ug/L)
10000
1000
100
10
1
0.1
Jul-89
Jul-91
Jul-93
Jul-95
Jul-97
Jul-99
Jul-01
Jul-03
Jul-05
Jul-07
Jul-09
Jul-11
Jul-13
Jul-15
Date Collected
Freon 113
cis-DCE
PCE
TCE
Total VOCs
Groundwater IRM Startup
Groundwater IRM Shutdown
OU1 GWTS Startup
OU2 GWTS Startup
Non-detect sample results are represented with open symbols.

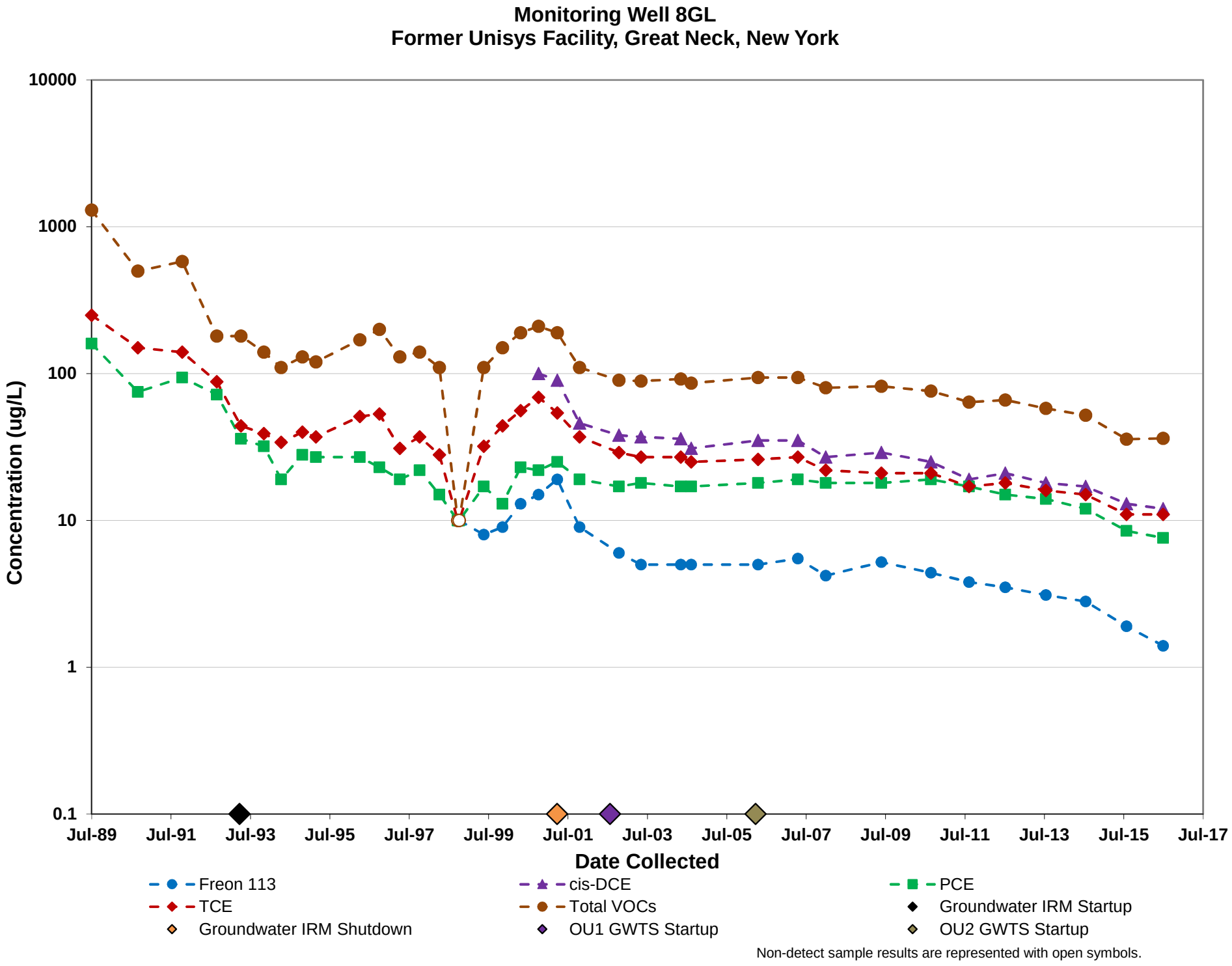
Monitoring Well 8GL
Former Unisys Facility, Great Neck, New York
Concentration (ug/L)
10000
1000
100
10
1
0.1
Jul-89
Jul-91
Jul-93
Jul-95
Jul-97
Jul-99
Jul-01
Jul-03
Jul-05
Jul-07
Jul-09
Jul-11
Jul-13
Jul-15
Jul-17
Date Collected
Freon 113
cis-DCE
PCE
TCE
Total VOCs
Groundwater IRM Startup
Groundwater IRM Shutdown
OU1 GWTS Startup
OU2 GWTS Startup
Non-detect sample results are represented with open symbols.

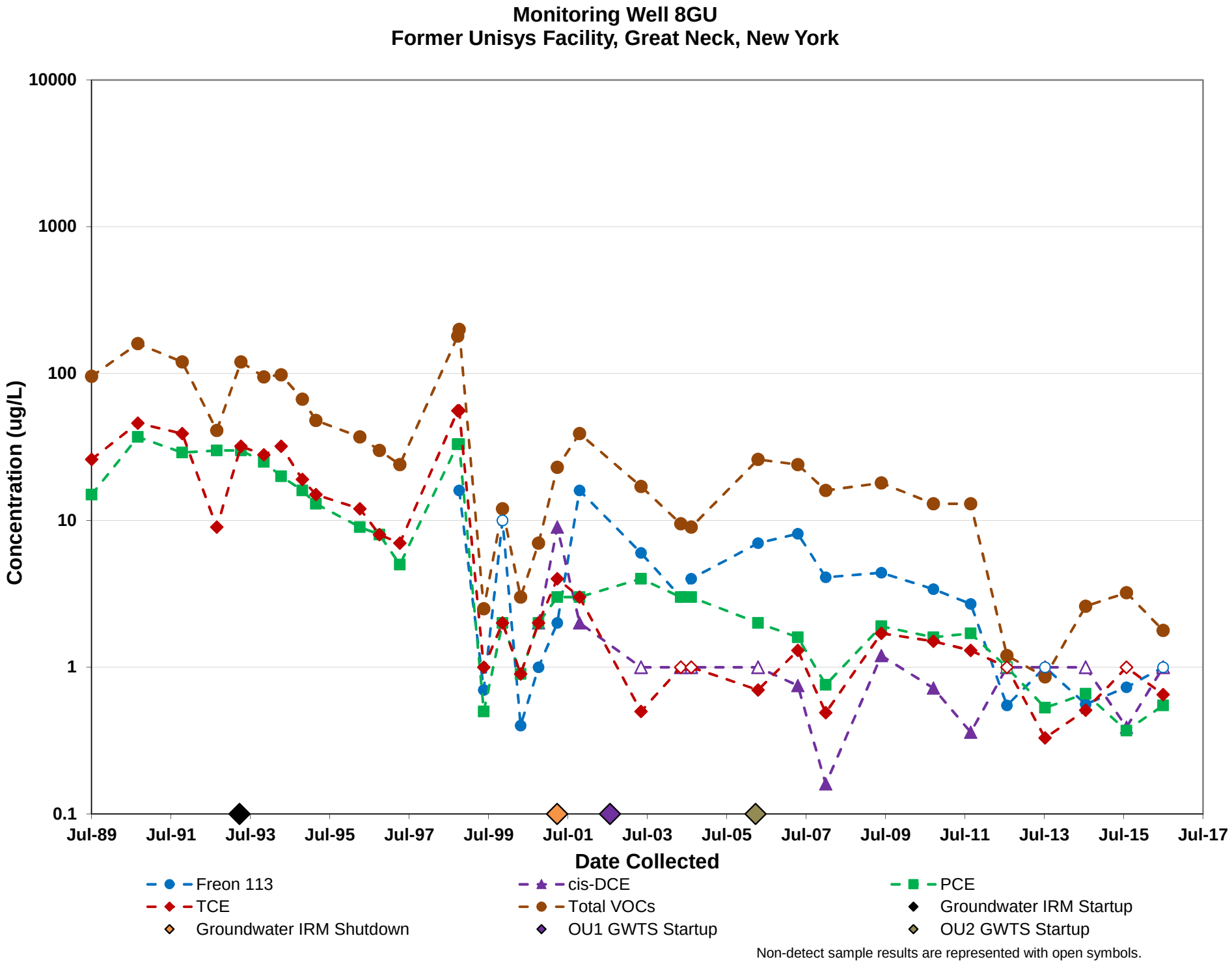
Monitoring Well 8GU
Former Unisys Facility, Great Neck, New York
Concentration (ug/L)
10000
1000
100
10
1
0.1
Jul-89
Jul-91
Jul-93
Jul-95
Jul-97
Jul-99
Jul-01
Jul-03
Jul-05
Jul-07
Jul-09
Jul-11
Jul-13
Jul-15
Jul-17
Date Collected
Freon 113
cis-DCE
PCE
TCE
Total VOCs
Groundwater IRM Startup
Groundwater IRM Shutdown
OU1 GWTS Startup
OU2 GWTS Startup
Non-detect sample results are represented with open symbols.

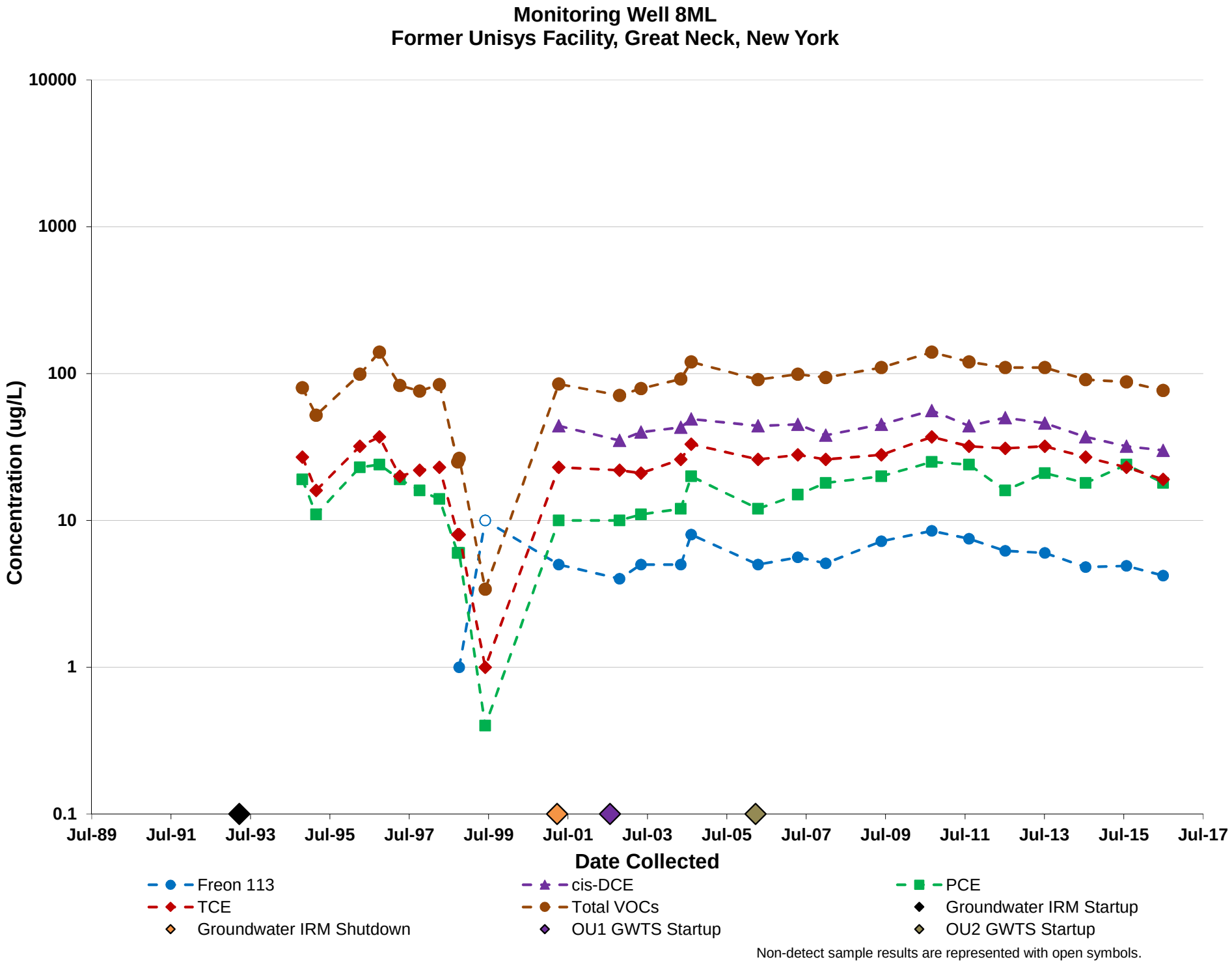
Monitoring Well 8ML
Former Unisys Facility, Great Neck, New York
Concentration (ug/L)
10000
1000
100
10
1
0.1
Jul-89
Jul-91
Jul-93
Jul-95
Jul-97
Jul-99
Jul-01
Jul-03
Jul-05
Jul-07
Jul-09
Jul-11
Jul-13
Jul-15
Jul-17
Date Collected
Freon 113
cis-DCE
PCE
TCE
Total VOCs
Groundwater IRM Startup
Groundwater IRM Shutdown
OU1 GWTS Startup
OU2 GWTS Startup
Non-detect sample results are represented with open symbols.

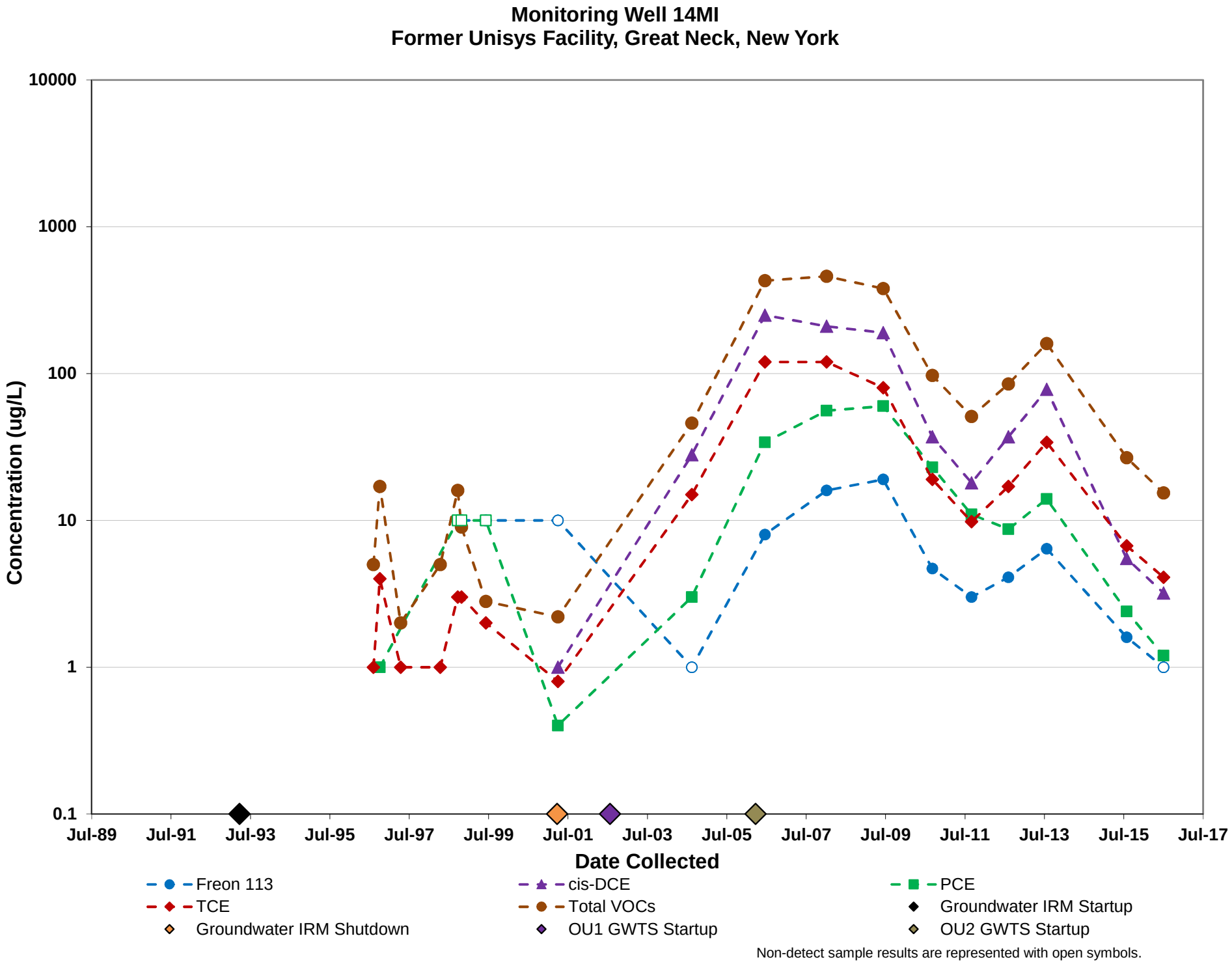
Monitoring Well 14MI
Former Unisys Facility, Great Neck, New York
Concentration (ug/L)
10000
1000
100
10
1
0.1
Jul-89
Jul-91
Jul-93
Jul-95
Jul-97
Jul-99
Jul-01
Jul-03
Jul-05
Jul-07
Jul-09
Jul-11
Jul-13
Jul-15
Jul-17
Date Collected
Freon 113
cis-DCE
PCE
TCE
Total VOCs
Groundwater IRM Startup
Groundwater IRM Shutdown
OU1 GWTS Startup
OU2 GWTS Startup
Non-detect sample results are represented with open symbols.

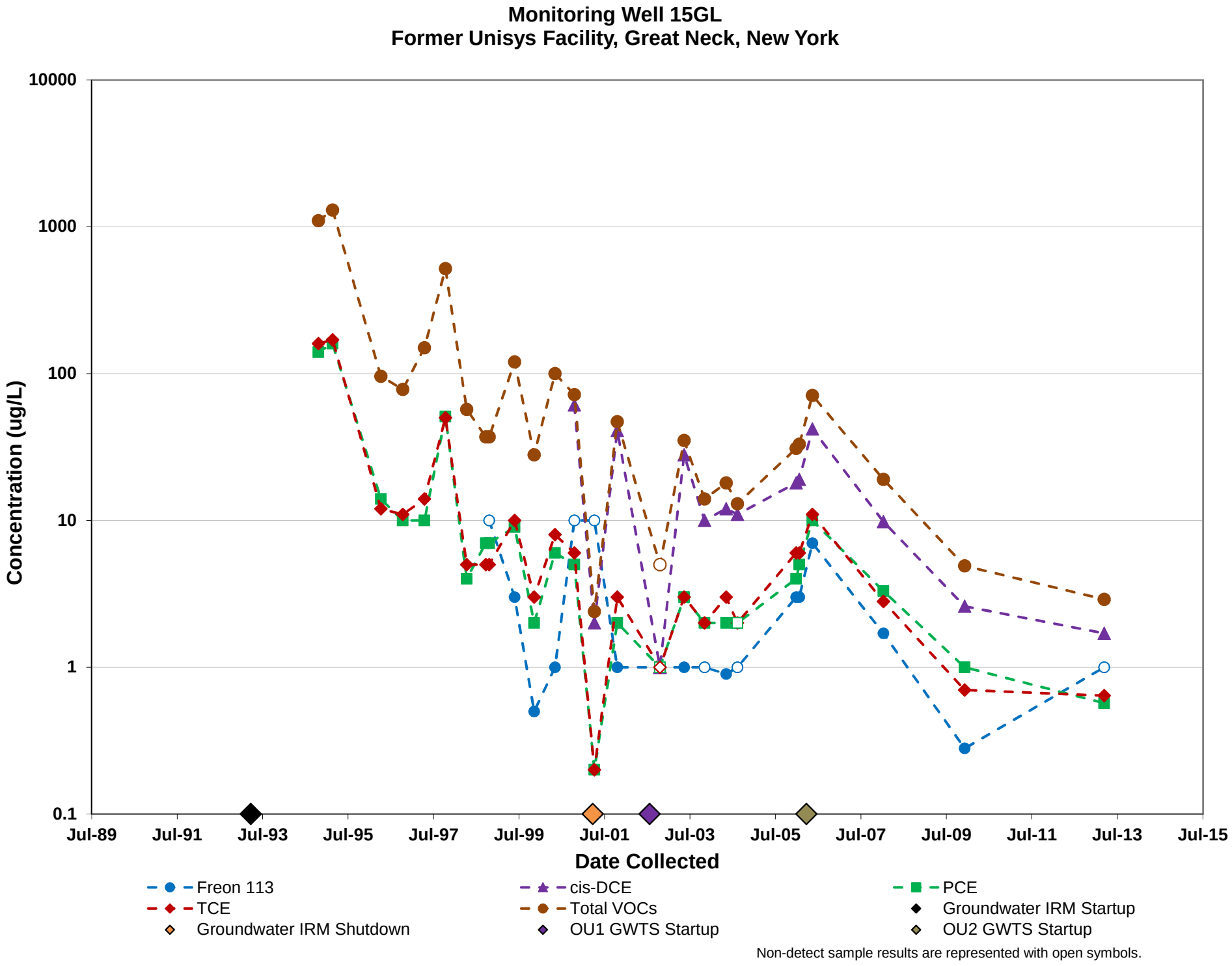
Monitoring Well 15GL
Former Unisys Facility, Great Neck, New York
Concentration (ug/L)
10000
1000
100
10
1
0.1
Jul-89
Jul-91
Jul-93
Jul-95
Jul-97
Jul-99
Jul-01
Jul-03
Jul-05
Jul-07
Jul-09
Jul-11
Jul-13
Jul-15
Date Collected
Freon 113
cis-DCE
PCE
TCE
Total VOCs
Groundwater IRM Startup
Groundwater IRM Shutdown
OU1 GWTS Startup
OU2 GWTS Startup
Non-detect sample results are represented with open symbols.

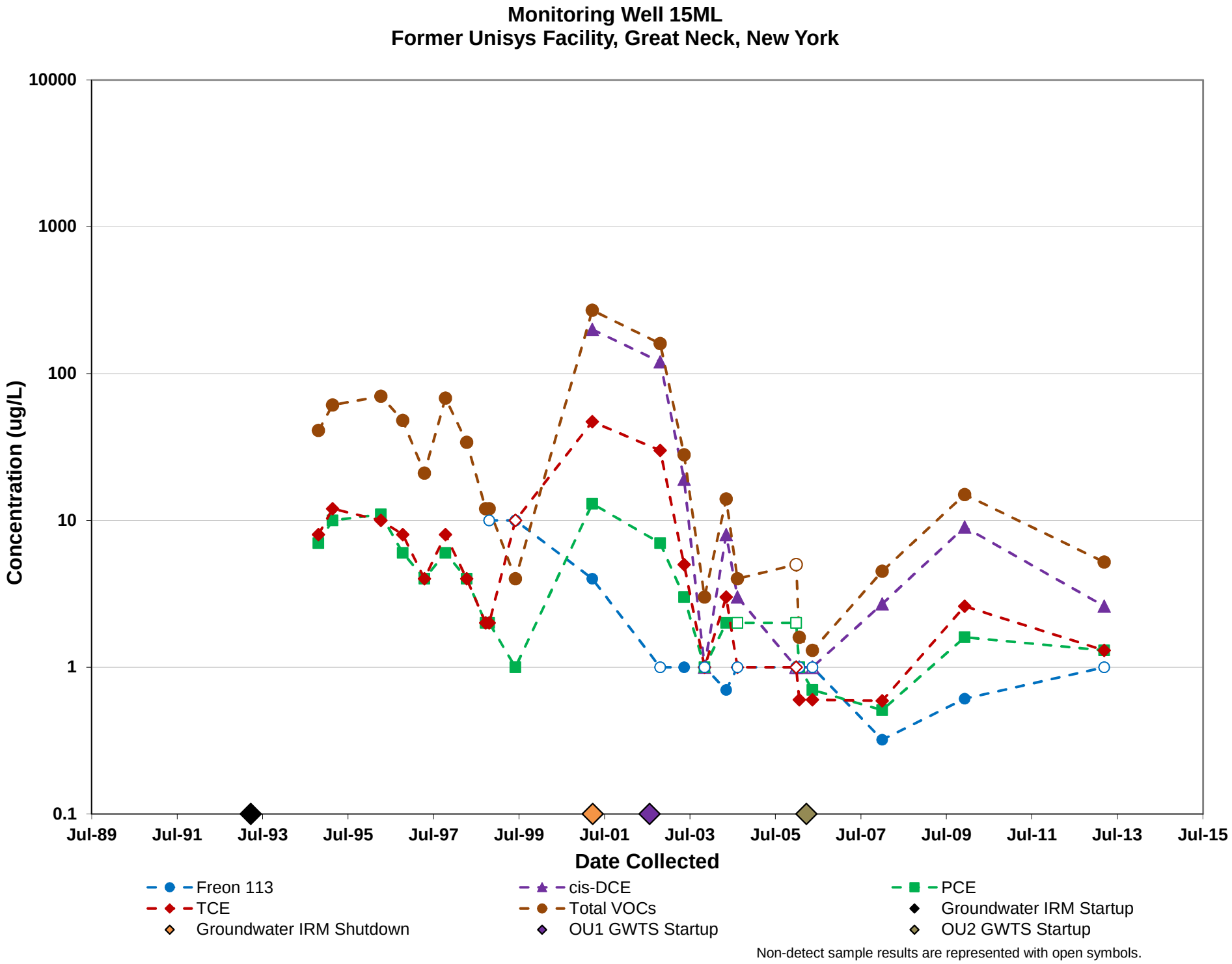
Monitoring Well 15ML
Former Unisys Facility, Great Neck, New York
Concentration (ug/L)
10000
1000
100
10
1
0.1
Jul-89
Jul-91
Jul-93
Jul-95
Jul-97
Jul-99
Jul-01
Jul-03
Jul-05
Jul-07
Jul-09
Jul-11
Jul-13
Jul-15
Date Collected
Freon 113
cis-DCE
PCE
TCE
Total VOCs
Groundwater IRM Startup
Groundwater IRM Shutdown
OU1 GWTS Startup
OU2 GWTS Startup
Non-detect sample results are represented with open symbols.

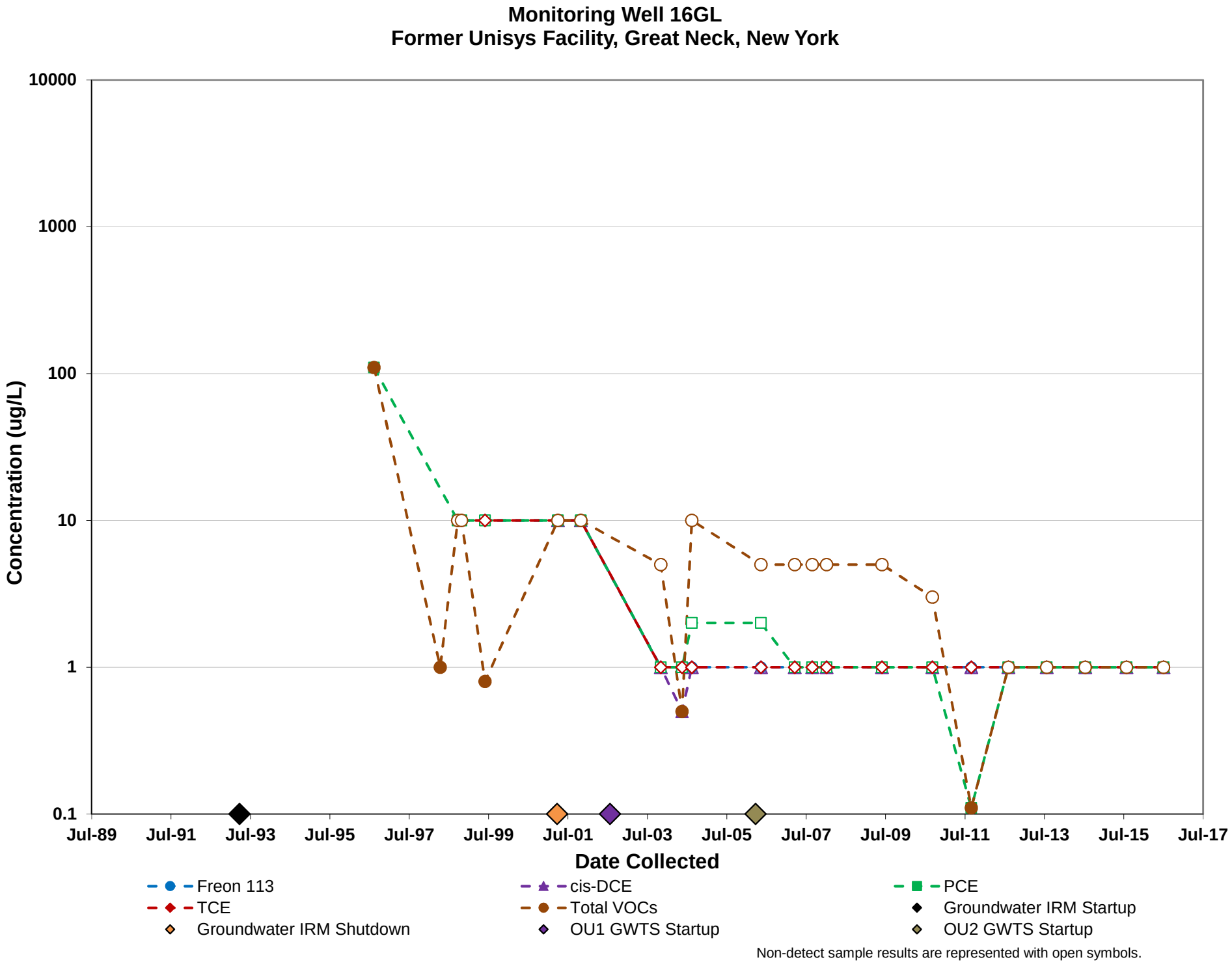
Monitoring Well 16GL
Former Unisys Facility, Great Neck, New York
Concentration (ug/L)
10000
1000
100
10
1
0.1
Jul-89
Jul-91
Jul-93
Jul-95
Jul-97
Jul-99
Jul-01
Jul-03
Jul-05
Jul-07
Jul-09
Jul-11
Jul-13
Jul-15
Jul-17
Date Collected
Freon 113
cis-DCE
PCE
TCE
Total VOCs
Groundwater IRM Startup
Groundwater IRM Shutdown
OU1 GWTS Startup
OU2 GWTS Startup
Non-detect sample results are represented with open symbols.

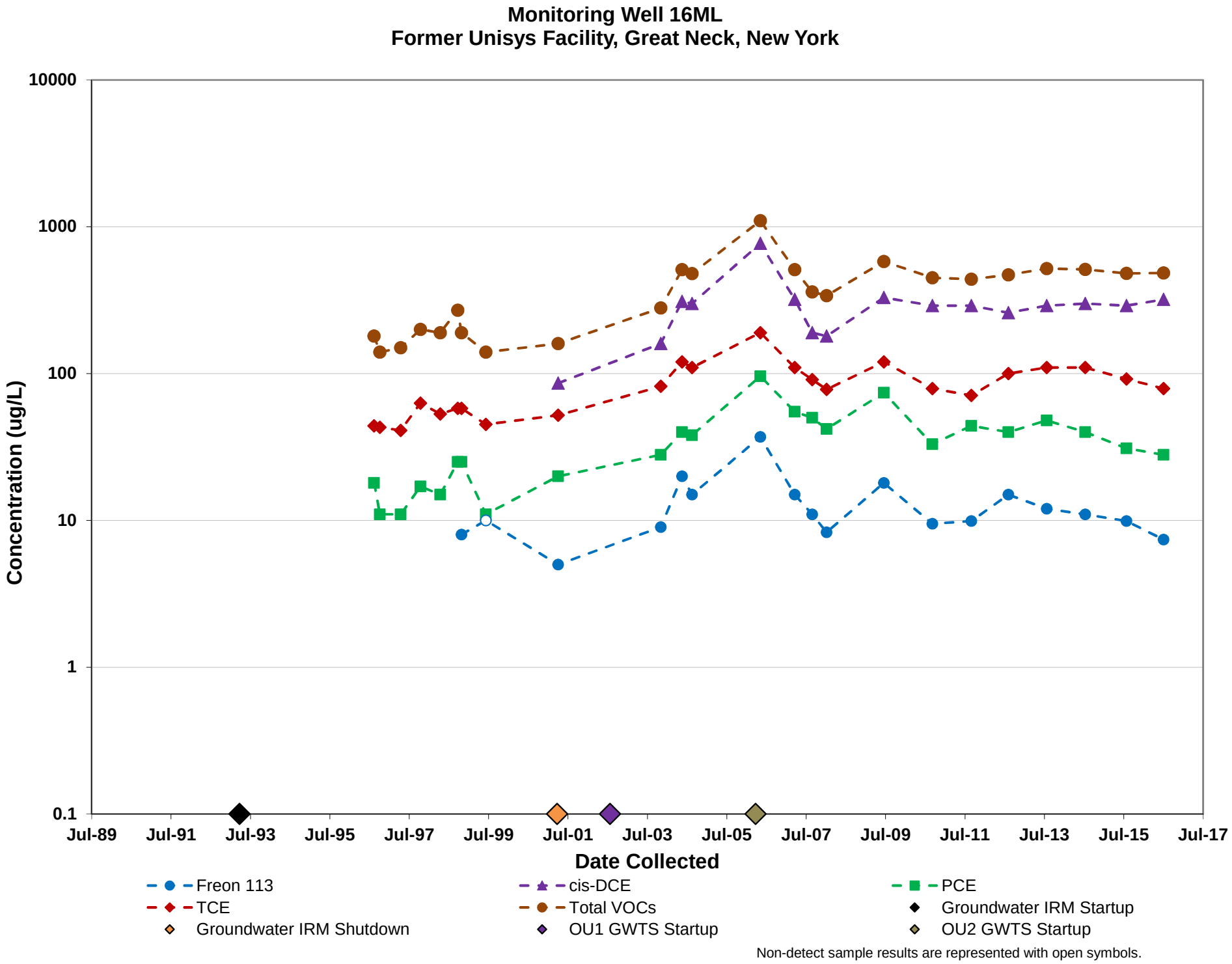
Monitoring Well 16ML
Former Unisys Facility, Great Neck, New York
10000
1000
100
10
1
0.1
Concentration (ug/L)
Jul-89
Jul-91
Jul-93
Jul-95
Jul-97
Jul-99
Jul-01
Jul-03
Jul-05
Jul-07
Jul-09
Jul-11
Jul-13
Jul-15
Jul-17
Date Collected
Freon 113
cis-DCE
PCE
TCE
Total VOCs
Groundwater IRM Startup
Groundwater IRM Shutdown
OU1 GWTS Startup
OU2 GWTS Startup
Non-detect sample results are represented with open symbols.

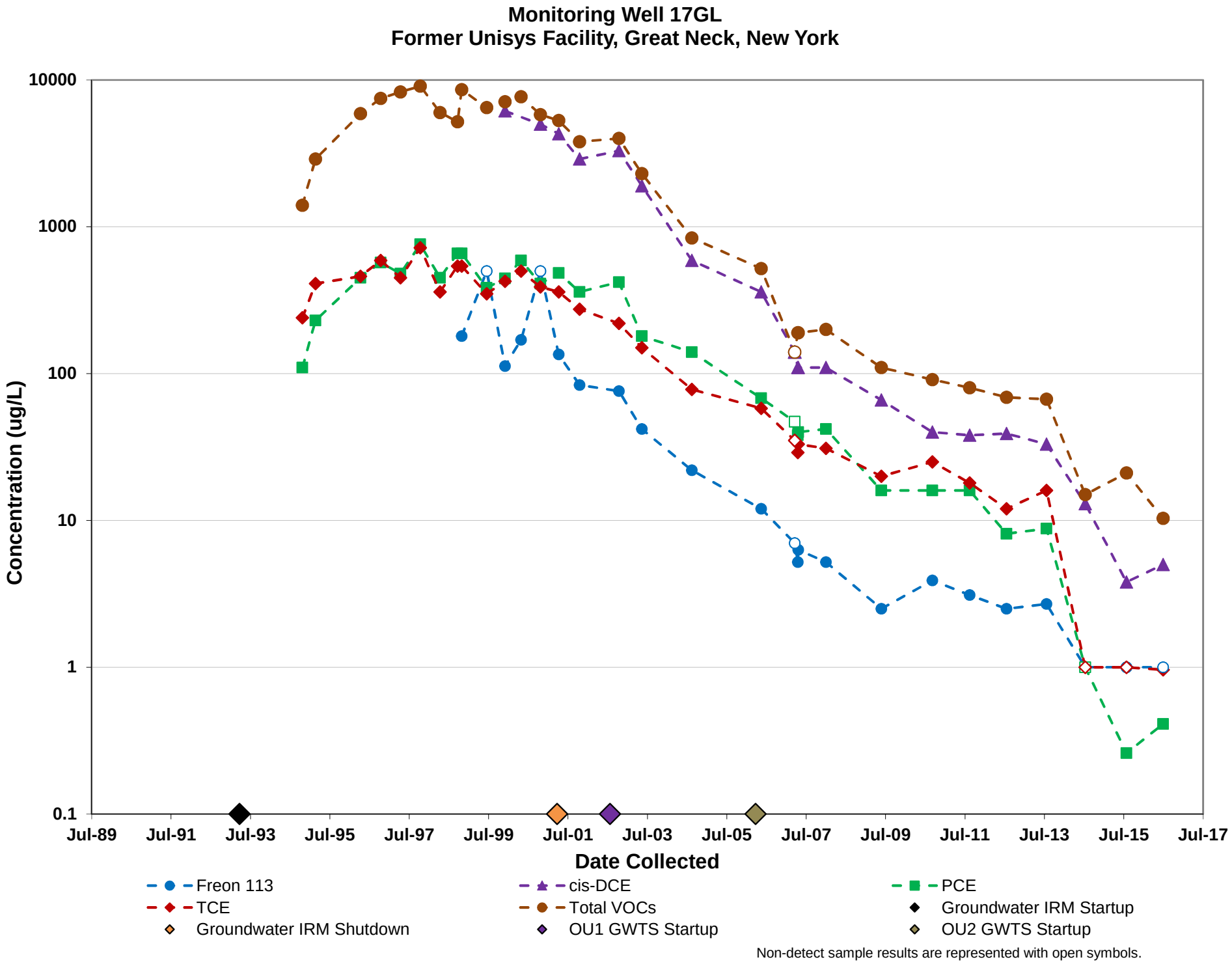
Monitoring Well 17GL
Former Unisys Facility, Great Neck, New York
Concentration (ug/L)
10000
1000
100
10
1
0.1
Jul-89
Jul-91
Jul-93
Jul-95
Jul-97
Jul-99
Jul-01
Jul-03
Jul-05
Jul-07
Jul-09
Jul-11
Jul-13
Jul-15
Jul-17
Date Collected
Freon 113
cis-DCE
PCE
TCE
Total VOCs
Groundwater IRM Startup
Groundwater IRM Shutdown
OU1 GWTS Startup
OU2 GWTS Startup
Non-detect sample results are represented with open symbols.

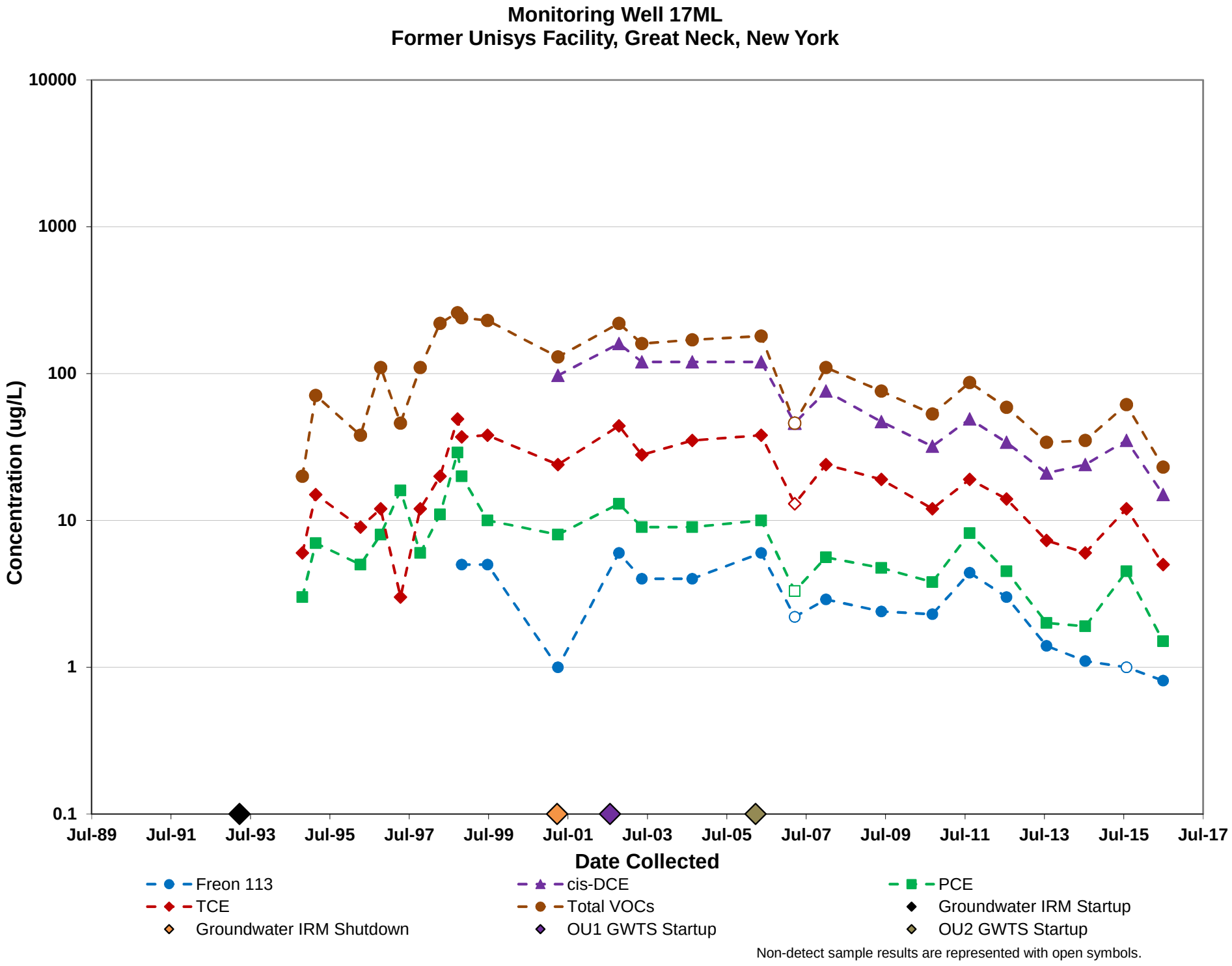
Monitoring Well 17ML
Former Unisys Facility, Great Neck, New York
Concentration (ug/L)
10000
1000
100
10
1
0.1
Jul-89
Jul-91
Jul-93
Jul-95
Jul-97
Jul-99
Jul-01
Jul-03
Jul-05
Jul-07
Jul-09
Jul-11
Jul-13
Jul-15
Jul-17
Date Collected
Freon 113
cis-DCE
PCE
TCE
Total VOCs
Groundwater IRM Startup
Groundwater IRM Shutdown
OU1 GWTS Startup
OU2 GWTS Startup
Non-detect sample results are represented with open symbols.

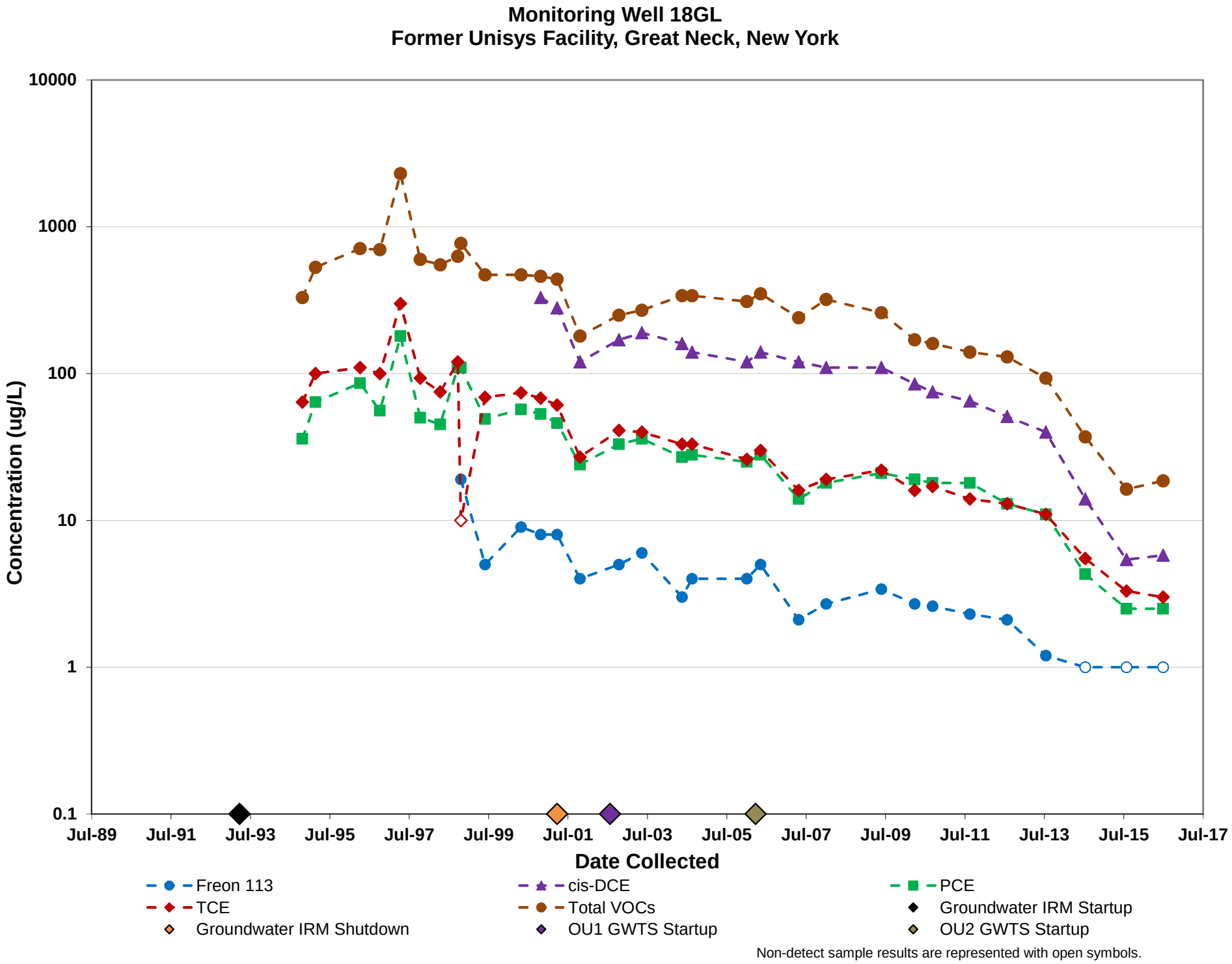
Monitoring Well 18GL
Former Unisys Facility, Great Neck, New York
Concentration (ug/L)
10000
1000
100
10
1
0.1
Jul-89
Jul-91
Jul-93
Jul-95
Jul-97
Jul-99
Jul-01
Jul-03
Jul-05
Jul-07
Jul-09
Jul-11
Jul-13
Jul-15
Jul-17
Date Collected
Freon 113
cis-DCE
PCE
TCE
Total VOCs
Groundwater IRM Startup
Groundwater IRM Shutdown
OU1 GWTS Startup
OU2 GWTS Startup
Non-detect sample results are represented with open symbols.

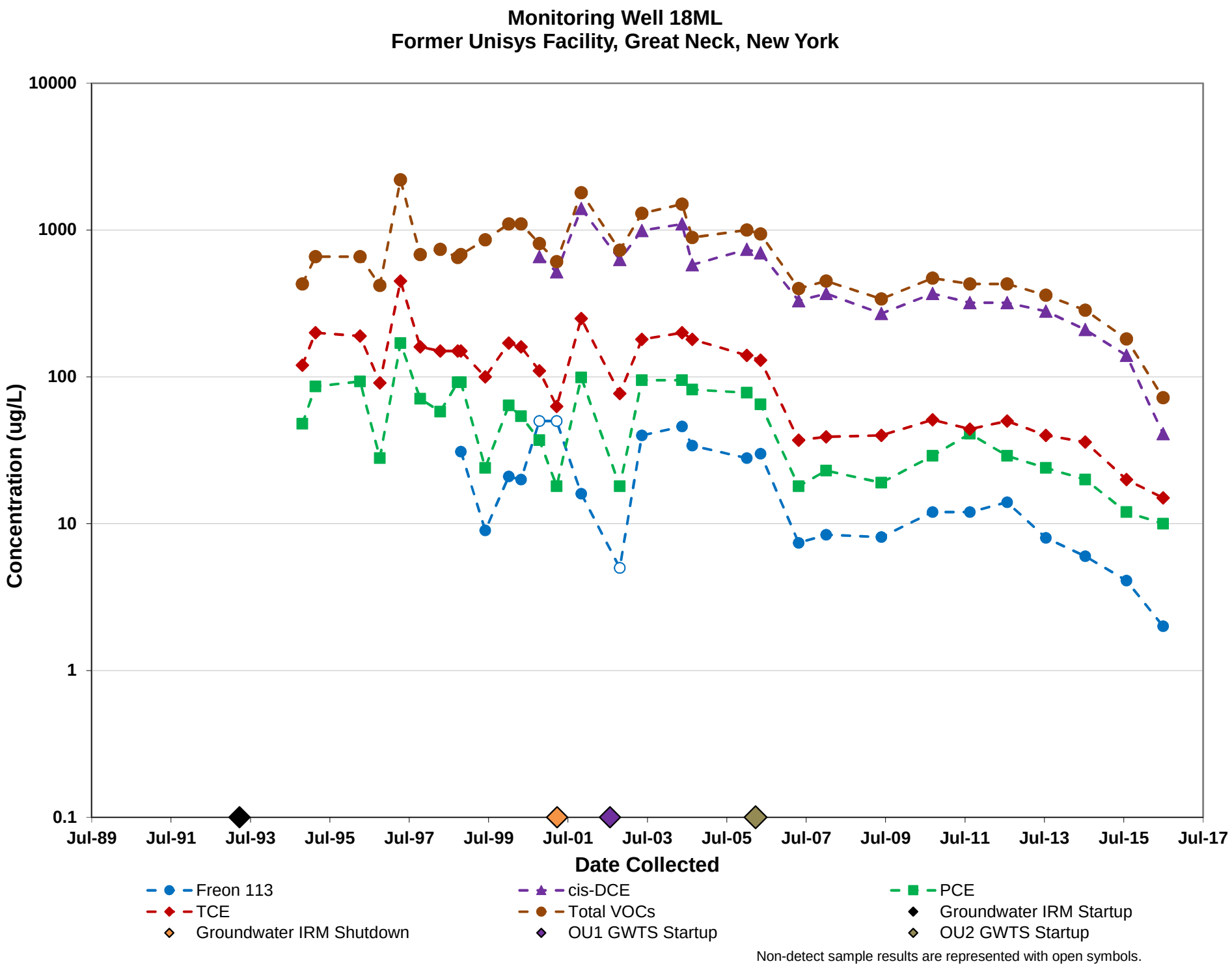
Monitoring Well 18ML
Former Unisys Facility, Great Neck, New York
Concentration (ug/L)
10000
1000
100
10
1
0.1
Jul-89
Jul-91
Jul-93
Jul-95
Jul-97
Jul-99
Jul-01
Jul-03
Jul-05
Jul-07
Jul-09
Jul-11
Jul-13
Jul-15
Jul-17
Date Collected
Freon 113
cis-DCE
PCE
TCE
Total VOCs
Groundwater IRM Startup
Groundwater IRM Shutdown
OU1 GWTS Startup
OU2 GWTS Startup
Non-detect sample results are represented with open symbols.

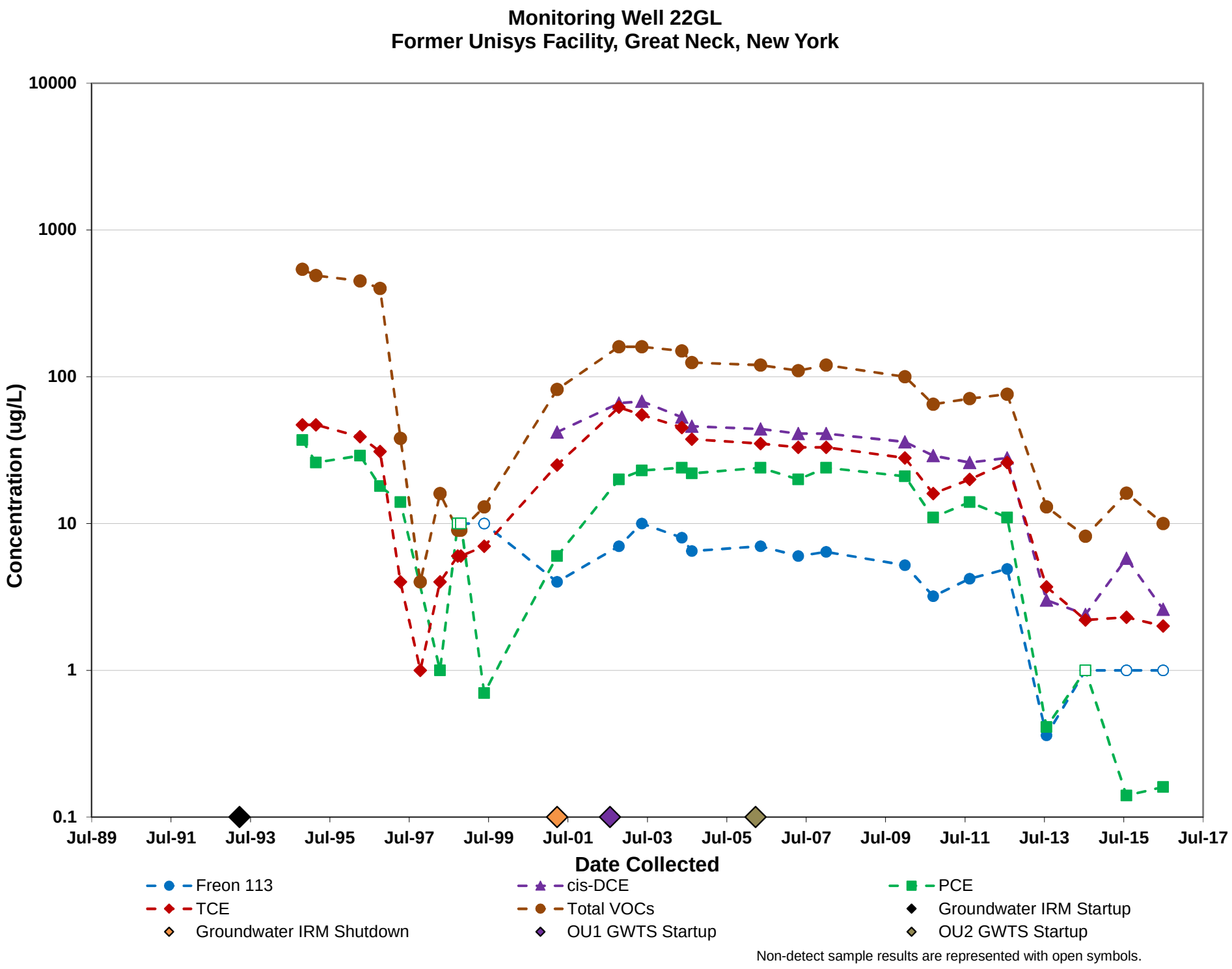
Monitoring Well 22GL
Former Unisys Facility, Great Neck, New York
Concentration (ug/L)
10000
1000
100
10
1
0.1
Jul-89
Jul-91
Jul-93
Jul-95
Jul-97
Jul-99
Jul-01
Jul-03
Jul-05
Jul-07
Jul-09
Jul-11
Jul-13
Jul-15
Jul-17
Date Collected
Freon 113
cis-DCE
PCE
TCE
Total VOCs
Groundwater IRM Startup
Groundwater IRM Shutdown
OU1 GWTS Startup
OU2 GWTS Startup
Non-detect sample results are represented with open symbols.

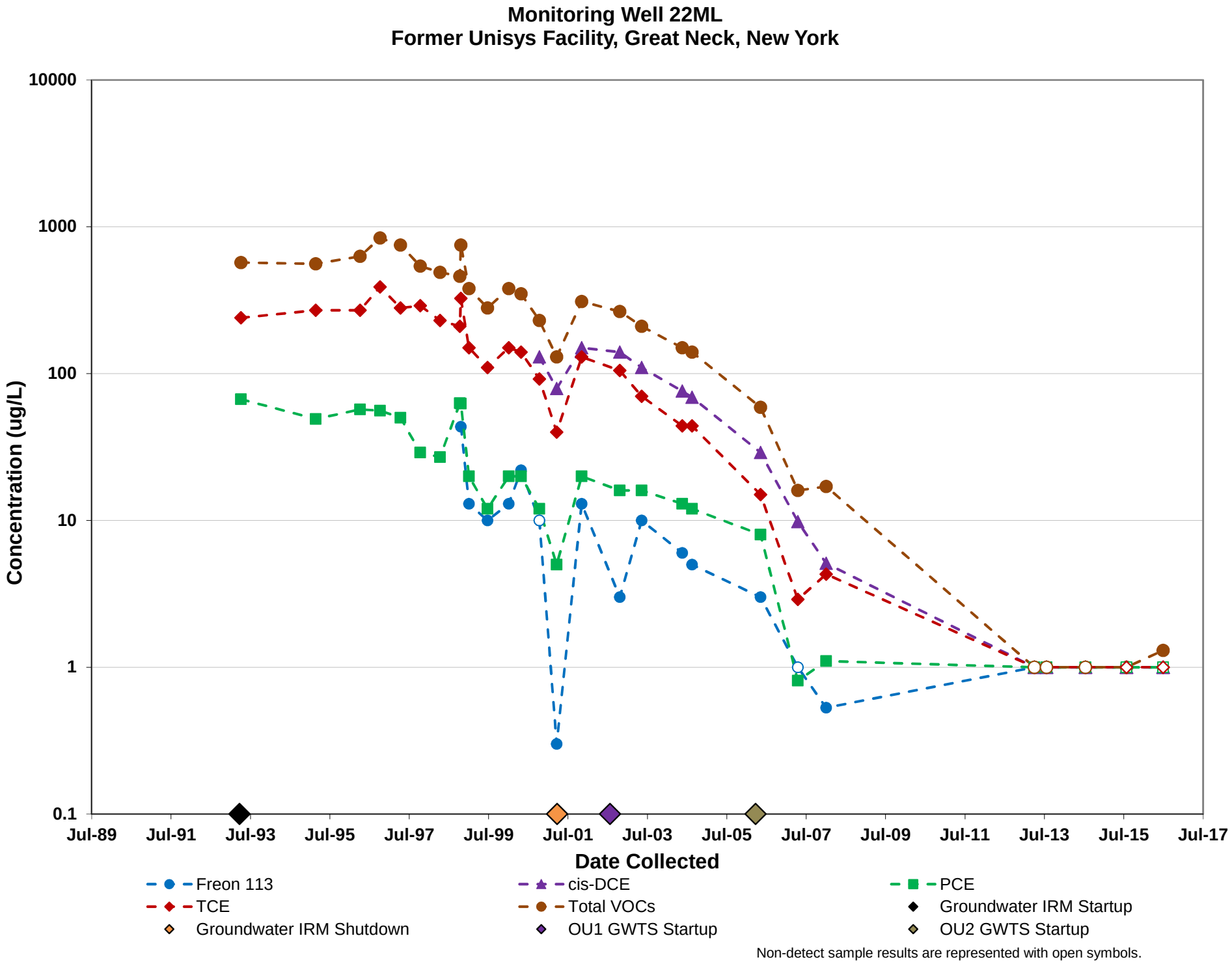
Monitoring Well 22ML
Former Unisys Facility, Great Neck, New York
Concentration (ug/L)
10000
1000
100
10
1
0.1
Jul-89
Jul-91
Jul-93
Jul-95
Jul-97
Jul-99
Jul-01
Jul-03
Jul-05
Jul-07
Jul-09
Jul-11
Jul-13
Jul-15
Jul-17
Date Collected
Freon 113
cis-DCE
PCE
TCE
Total VOCs
Groundwater IRM Startup
Groundwater IRM Shutdown
OU1 GWTS Startup
OU2 GWTS Startup
Non-detect sample results are represented with open symbols.

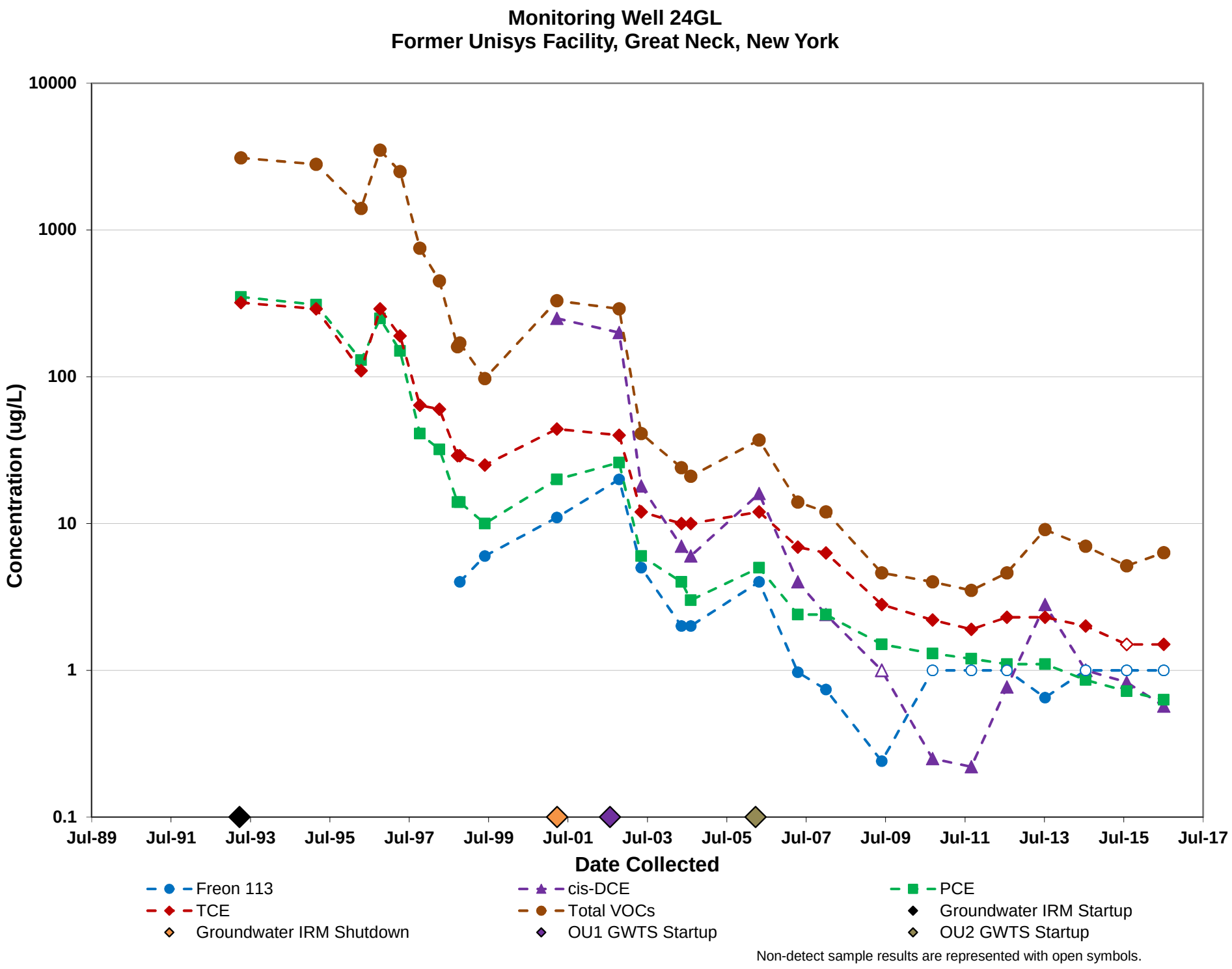
Monitoring Well 24GL
Former Unisys Facility, Great Neck, New York
Concentration (ug/L)
10000
1000
100
10
1
0.1
Jul-89
Jul-91
Jul-93
Jul-95
Jul-97
Jul-99
Jul-01
Jul-03
Jul-05
Jul-07
Jul-09
Jul-11
Jul-13
Jul-15
Jul-17
Date Collected
Freon 113
cis-DCE
PCE
TCE
Total VOCs
Groundwater IRM Startup
Groundwater IRM Shutdown
OU1 GWTS Startup
OU2 GWTS Startup
Non-detect sample results are represented with open symbols.

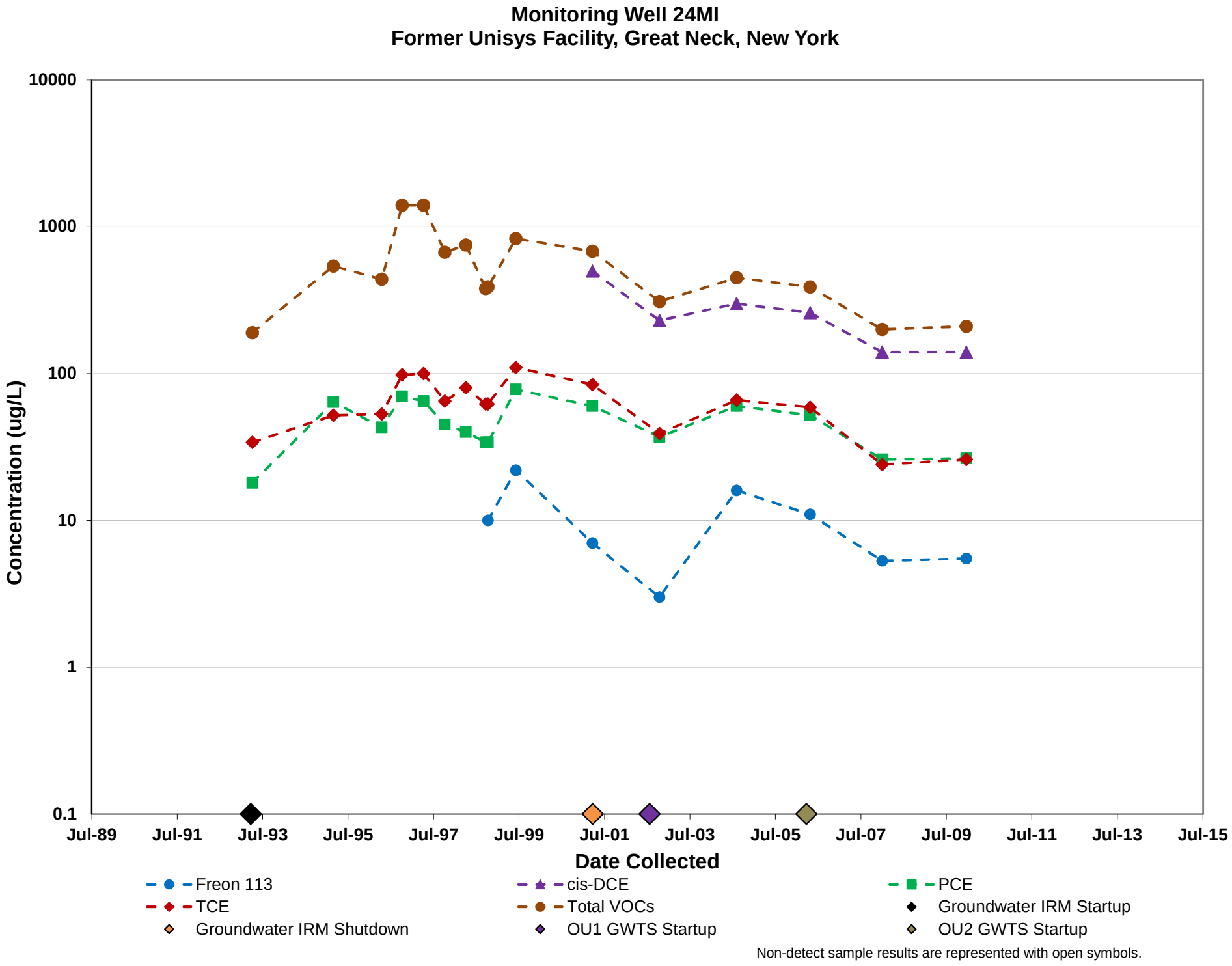
Monitoring Well 24MI
Former Unisys Facility, Great Neck, New York
Concentration (ug/L)
10000
1000
100
10
1
0.1
Jul-89
Jul-91
Jul-93
Jul-95
Jul-97
Jul-99
Jul-01
Jul-03
Jul-05
Jul-07
Jul-09
Jul-11
Jul-13
Jul-15
Date Collected
Freon 113
cis-DCE
PCE
TCE
Total VOCs
Groundwater IRM Startup
Groundwater IRM Shutdown
OU1 GWTS Startup
OU2 GWTS Startup
Non-detect sample results are represented with open symbols.

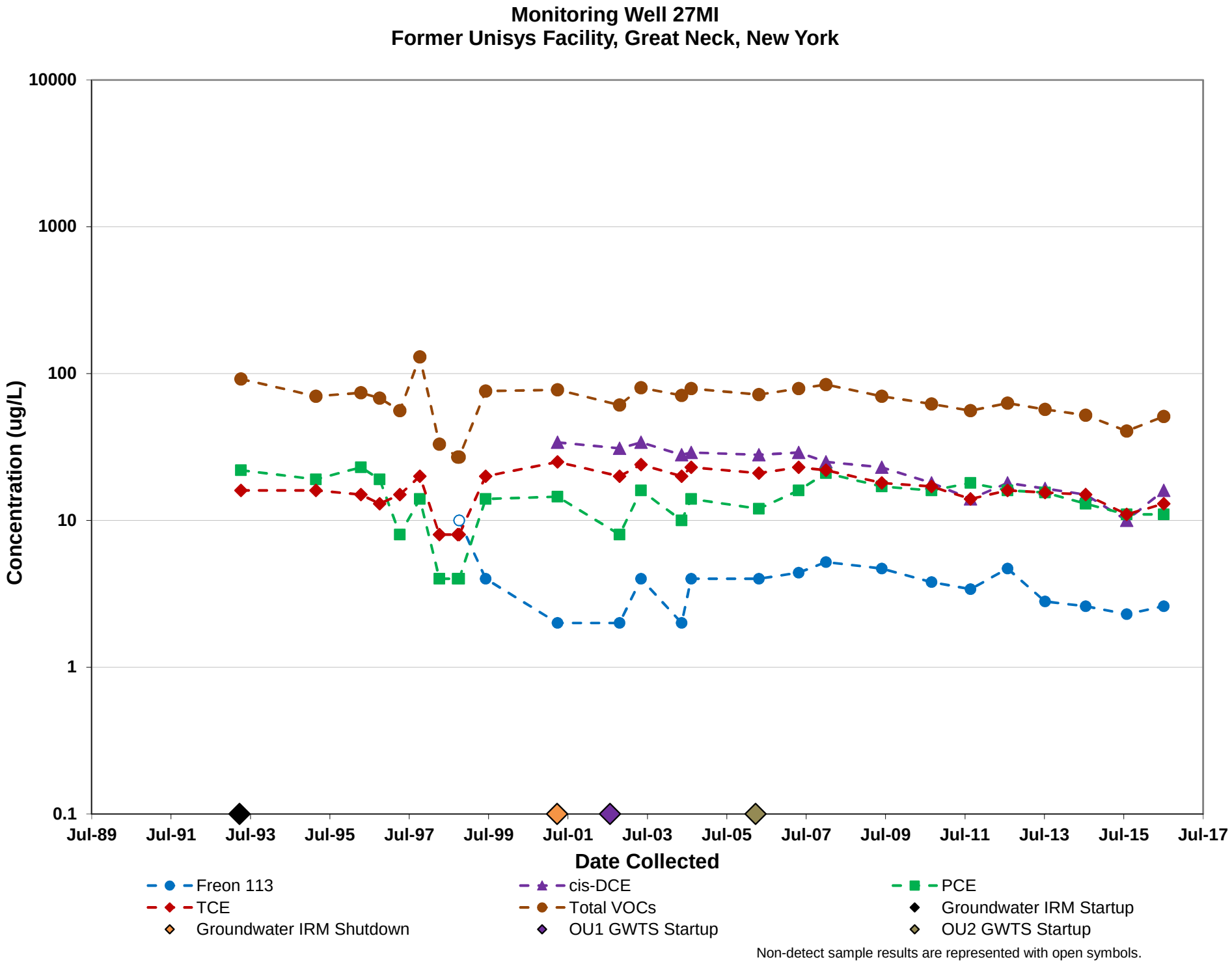
Monitoring Well 27MI
Former Unisys Facility, Great Neck, New York
Concentration (ug/L)
10000
1000
100
10
1
0.1
Jul-89
Jul-91
Jul-93
Jul-95
Jul-97
Jul-99
Jul-01
Jul-03
Jul-05
Jul-07
Jul-09
Jul-11
Jul-13
Jul-15
Jul-17
Date Collected
Freon 113
cis-DCE
PCE
TCE
Total VOCs
Groundwater IRM Startup
Groundwater IRM Shutdown
OU1 GWTS Startup
OU2 GWTS Startup
Non-detect sample results are represented with open symbols.

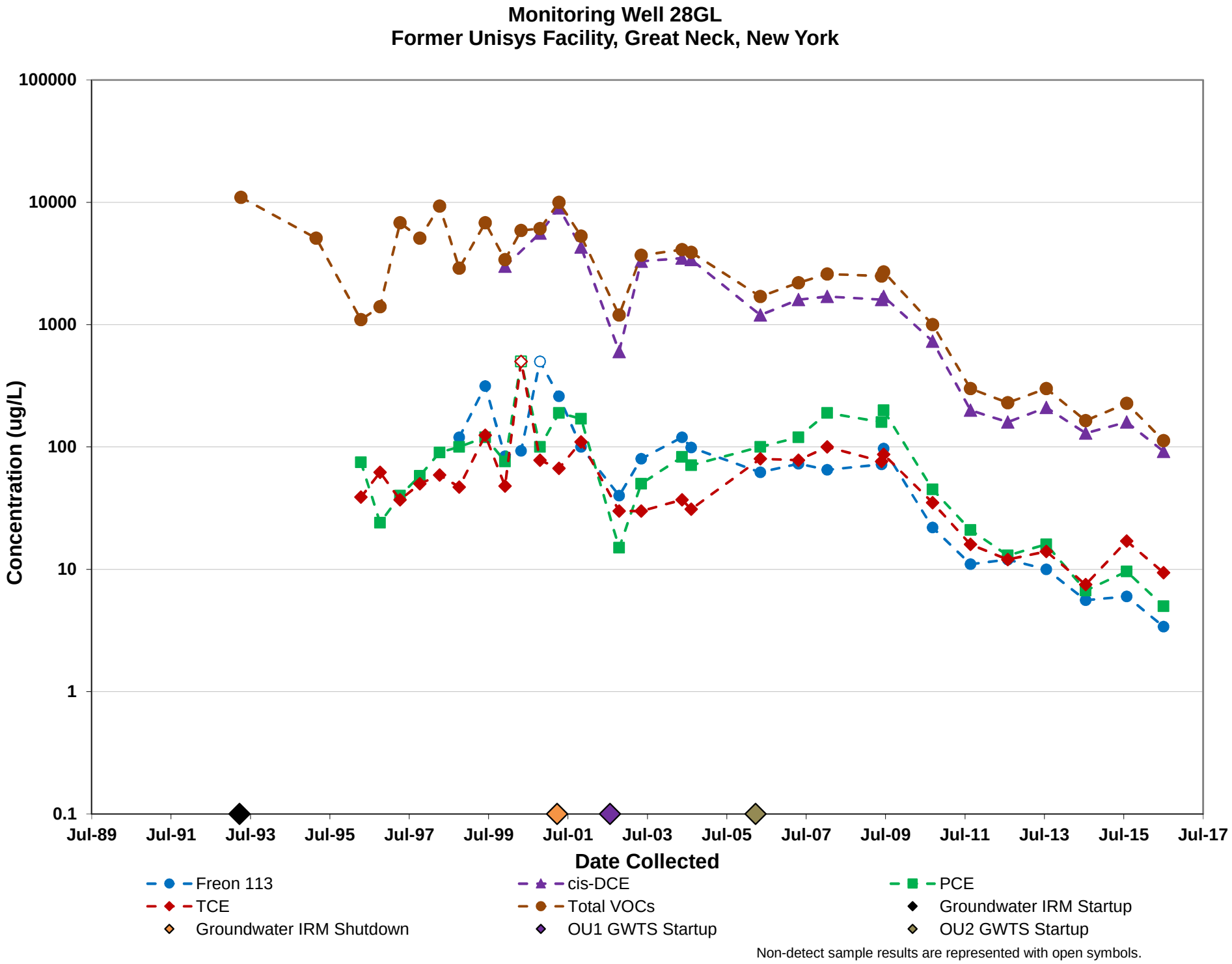
Monitoring Well 28GL
Former Unisys Facility, Great Neck, New York
Concentration (ug/L)
100000
10000
1000
100
10
1
0.1
Jul-89
Jul-91
Jul-93
Jul-95
Jul-97
Jul-99
Jul-01
Jul-03
Jul-05
Jul-07
Jul-09
Jul-11
Jul-13
Jul-15
Jul-17
Date Collected
Freon 113
cis-DCE
PCE
TCE
Total VOCs
Groundwater IRM Startup
Groundwater IRM Shutdown
OU1 GWTS Startup
OU2 GWTS Startup
Non-detect sample results are represented with open symbols.

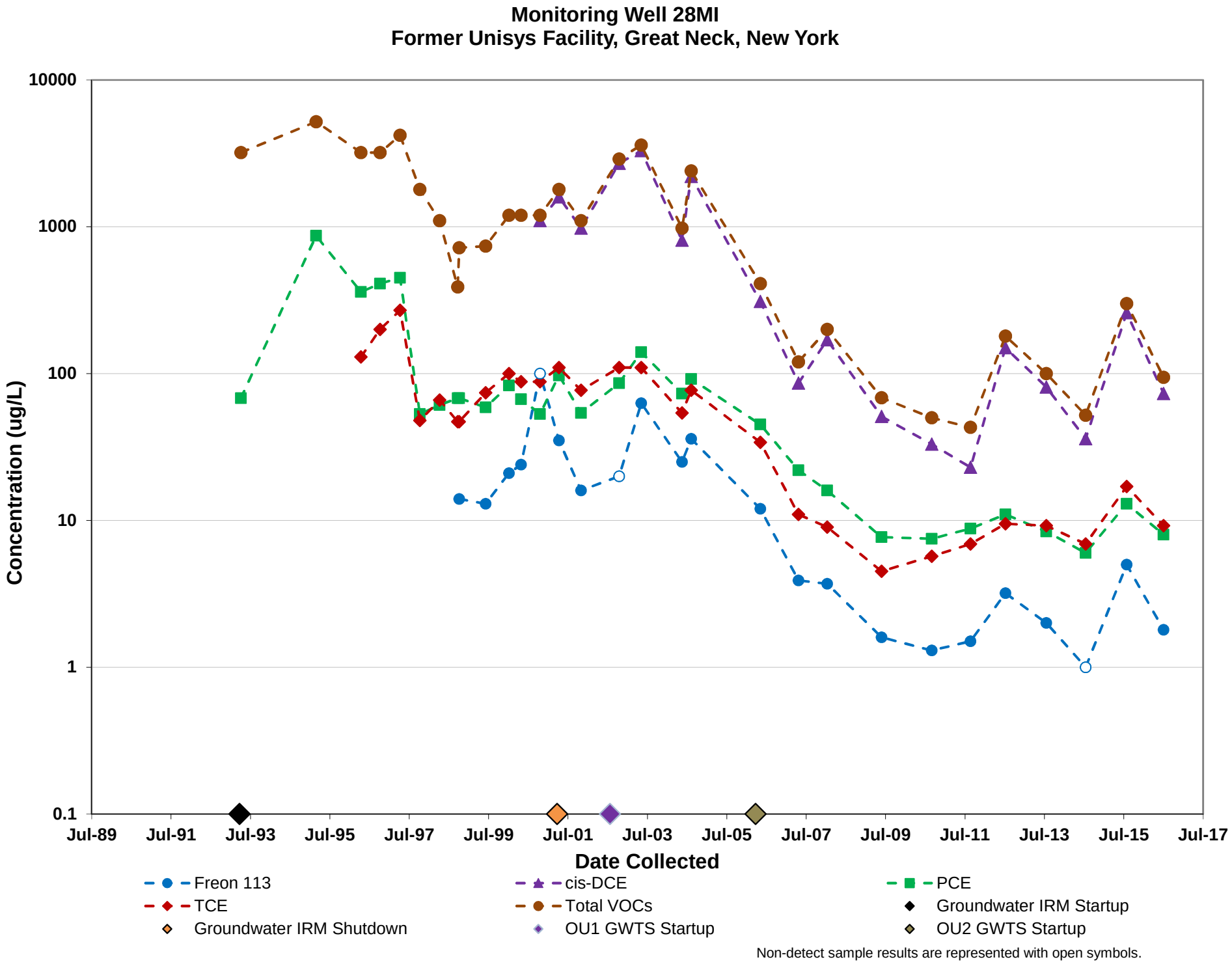
Monitoring Well 28MI
Former Unisys Facility, Great Neck, New York
Concentration (ug/L)
10000
1000
100
10
1
0.1
Jul-89
Jul-91
Jul-93
Jul-95
Jul-97
Jul-99
Jul-01
Jul-03
Jul-05
Jul-07
Jul-09
Jul-11
Jul-13
Jul-15
Jul-17
Date Collected
Freon 113
cis-DCE
PCE
TCE
Total VOCs
Groundwater IRM Startup
Groundwater IRM Shutdown
OU1 GWTS Startup
OU2 GWTS Startup
Non-detect sample results are represented with open symbols.

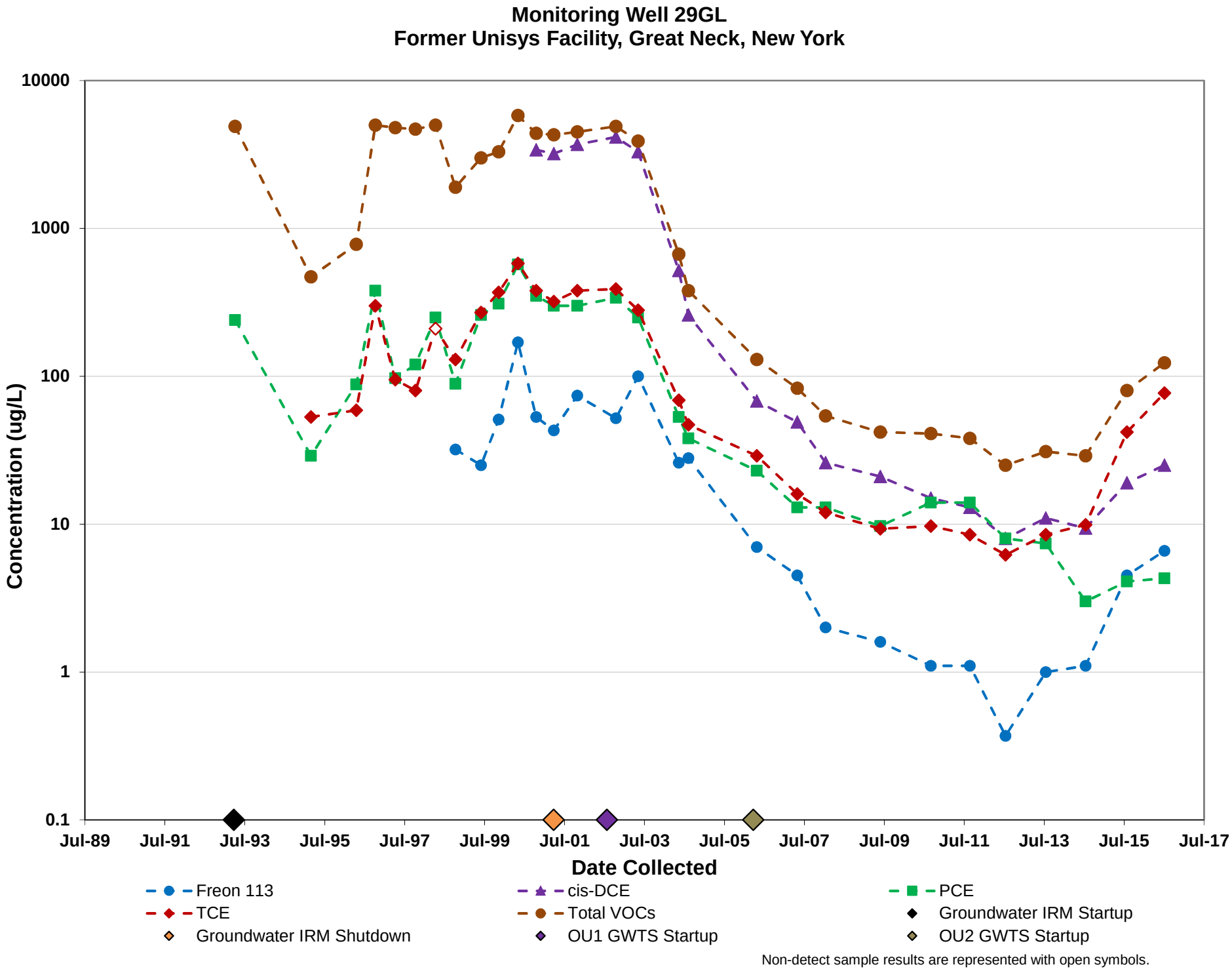
Monitoring Well 29GL
Former Unisys Facility, Great Neck, New York
Concentration (ug/L)
10000
1000
100
10
1
0.1
Jul-89
Jul-91
Jul-93
Jul-95
Jul-97
Jul-99
Jul-01
Jul-03
Jul-05
Jul-07
Jul-09
Jul-11
Jul-13
Jul-15
Jul-17
Date Collected
Freon 113
cis-DCE
PCE
TCE
Total VOCs
Groundwater IRM Startup
Groundwater IRM Shutdown
OU1 GWTS Startup
OU2 GWTS Startup
Non-detect sample results are represented with open symbols.

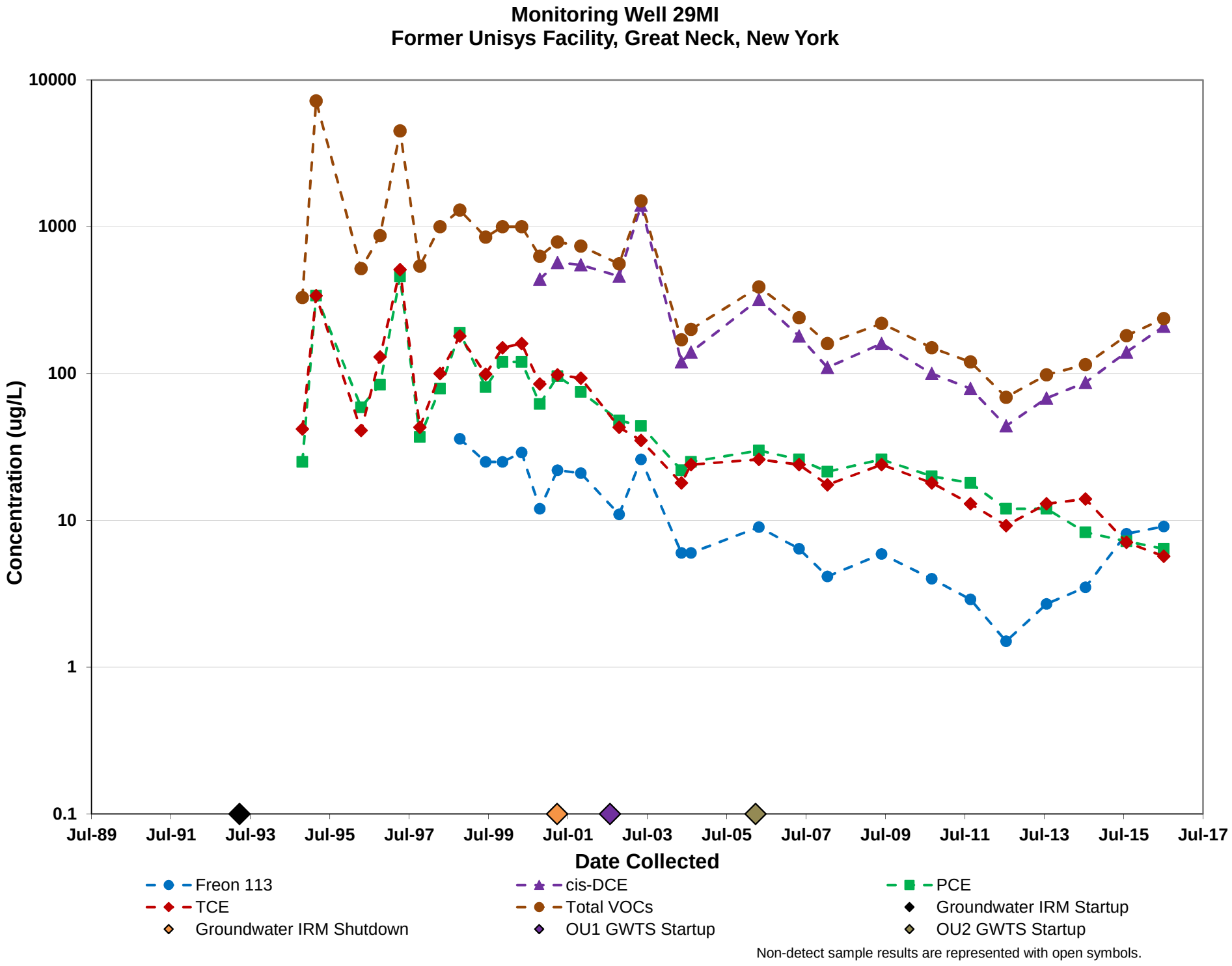
Monitoring Well 29MI
Former Unisys Facility, Great Neck, New York
Concentration (ug/L)
10000
1000
100
10
1
0.1
Jul-89
Jul-91
Jul-93
Jul-95
Jul-97
Jul-99
Jul-01
Jul-03
Jul-05
Jul-07
Jul-09
Jul-11
Jul-13
Jul-15
Jul-17
Date Collected
Freon 113
cis-DCE
PCE
TCE
Total VOCs
Groundwater IRM Startup
Groundwater IRM Shutdown
OU1 GWTS Startup
OU2 GWTS Startup
Non-detect sample results are represented with open symbols.

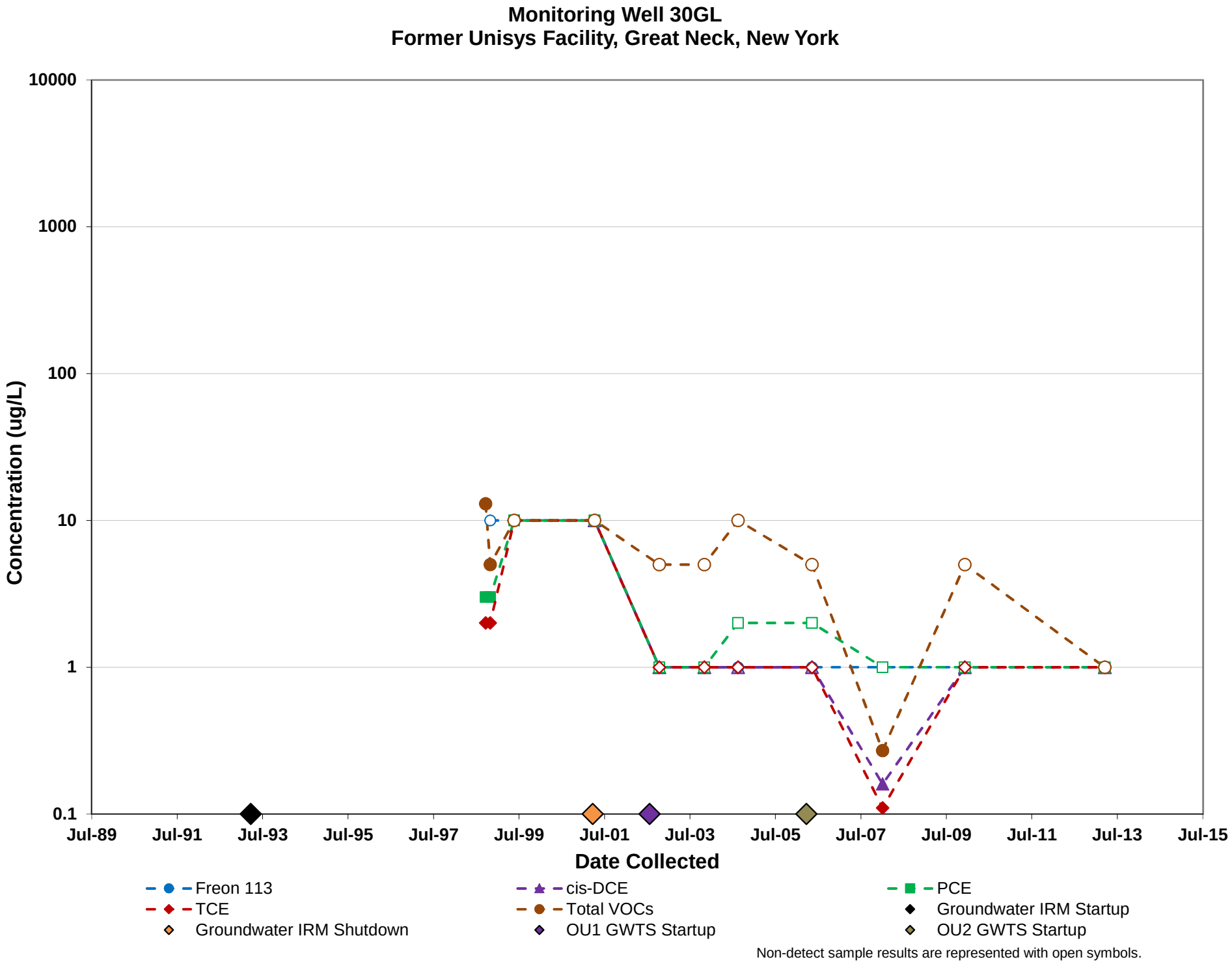
Monitoring Well 30GL
Former Unisys Facility, Great Neck, New York
10000
1000
100
10
1
0.1
Concentration (ug/L)
Jul-89
Jul-91
Jul-93
Jul-95
Jul-97
Jul-99
Jul-01
Jul-03
Jul-05
Jul-07
Jul-09
Jul-11
Jul-13
Jul-15
Date Collected
Freon 113
cis-DCE
PCE
TCE
Total VOCs
Groundwater IRM Startup
Groundwater IRM Shutdown
OU1 GWTS Startup
OU2 GWTS Startup
Non-detect sample results are represented with open symbols.

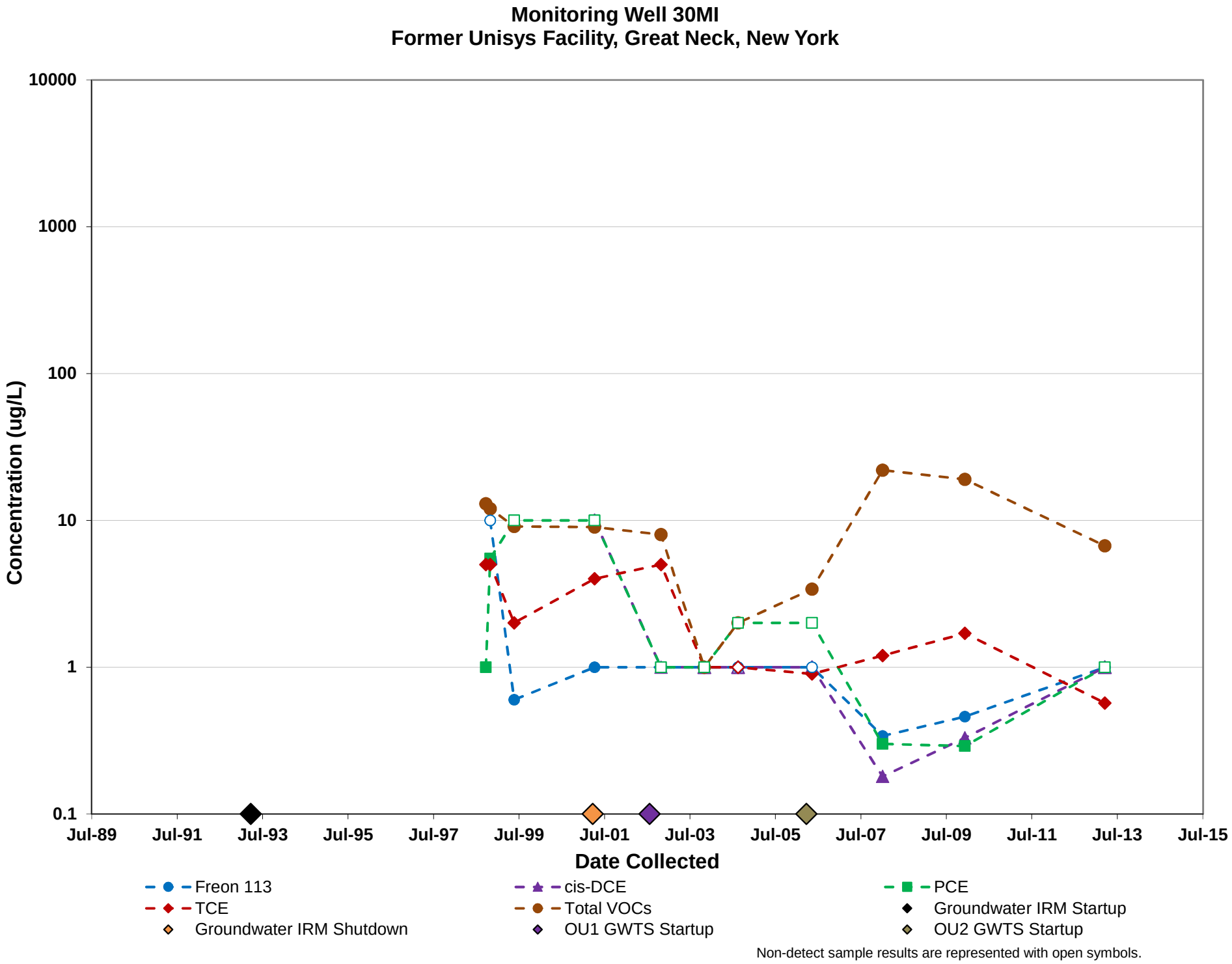
Monitoring Well 30MI
Former Unisys Facility, Great Neck, New York
Concentration (ug/L)
10000
1000
100
10
1
0.1
Jul-89
Jul-91
Jul-93
Jul-95
Jul-97
Jul-99
Jul-01
Jul-03
Jul-05
Jul-07
Jul-09
Jul-11
Jul-13
Jul-15
Date Collected
Freon 113
cis-DCE
PCE
TCE
Total VOCs
Groundwater IRM Startup
Groundwater IRM Shutdown
OU1 GWTS Startup
OU2 GWTS Startup
Non-detect sample results are represented with open symbols.

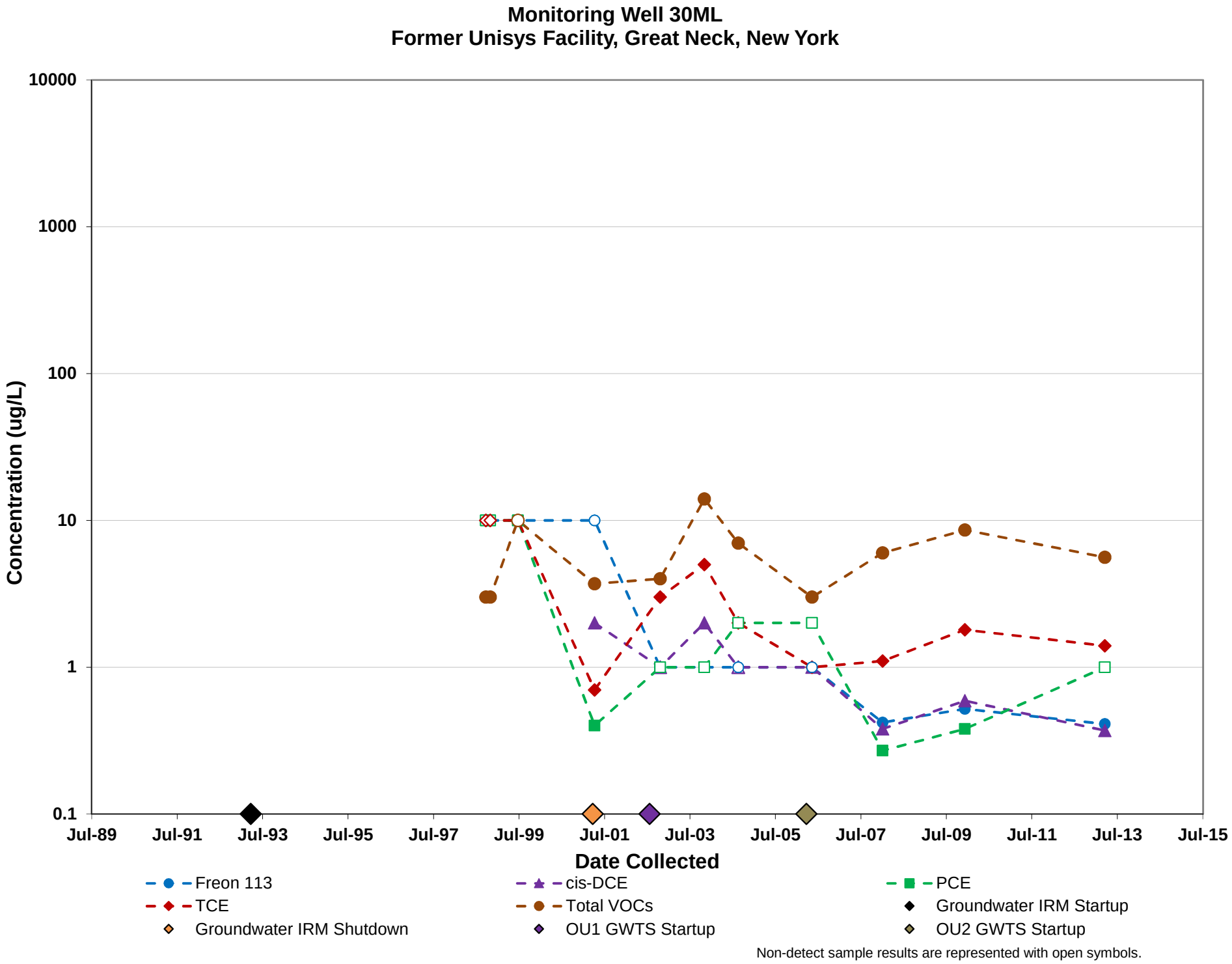
Monitoring Well 30ML
Former Unisys Facility, Great Neck, New York
Concentration (ug/L)
10000
1000
100
10
1
0.1
Jul-89
Jul-91
Jul-93
Jul-95
Jul-97
Jul-99
Jul-01
Jul-03
Jul-05
Jul-07
Jul-09
Jul-11
Jul-13
Jul-15
Date Collected
Freon 113
cis-DCE
PCE
TCE
Total VOCs
Groundwater IRM Startup
Groundwater IRM Shutdown
OU1 GWTS Startup
OU2 GWTS Startup
Non-detect sample results are represented with open symbols.

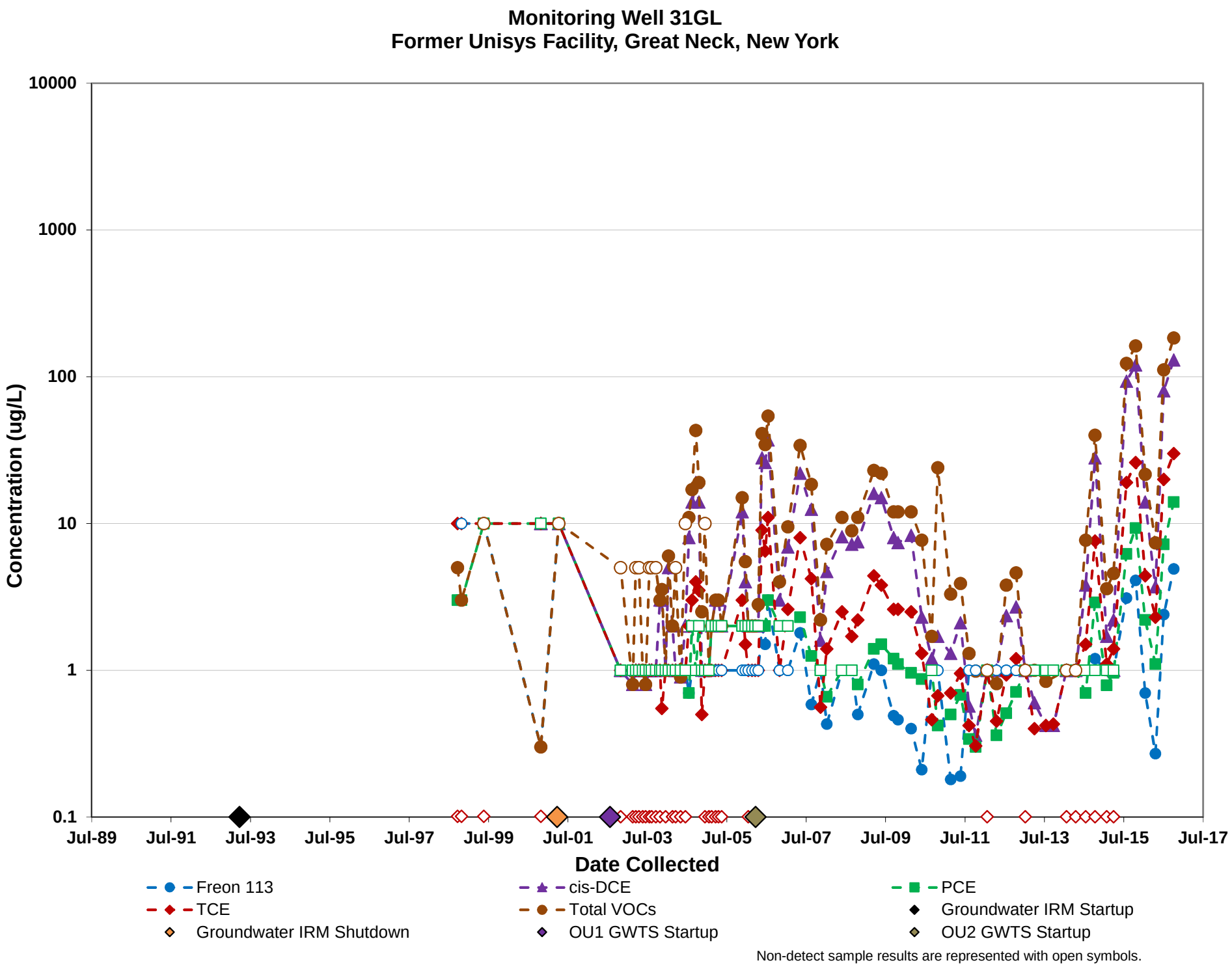
Monitoring Well 31GL
Former Unisys Facility, Great Neck, New York
Concentration (ug/L)
10000
1000
100
10
1
0.1
Jul-89
Jul-91
Jul-93
Jul-95
Jul-97
Jul-99
Jul-01
Jul-03
Jul-05
Jul-07
Jul-09
Jul-11
Jul-13
Jul-15
Jul-17
Date Collected
Freon 113
cis-DCE
PCE
TCE
Total VOCs
Groundwater IRM Startup
Groundwater IRM Shutdown
OU1 GWTS Startup
OU2 GWTS Startup
Non-detect sample results are represented with open symbols.

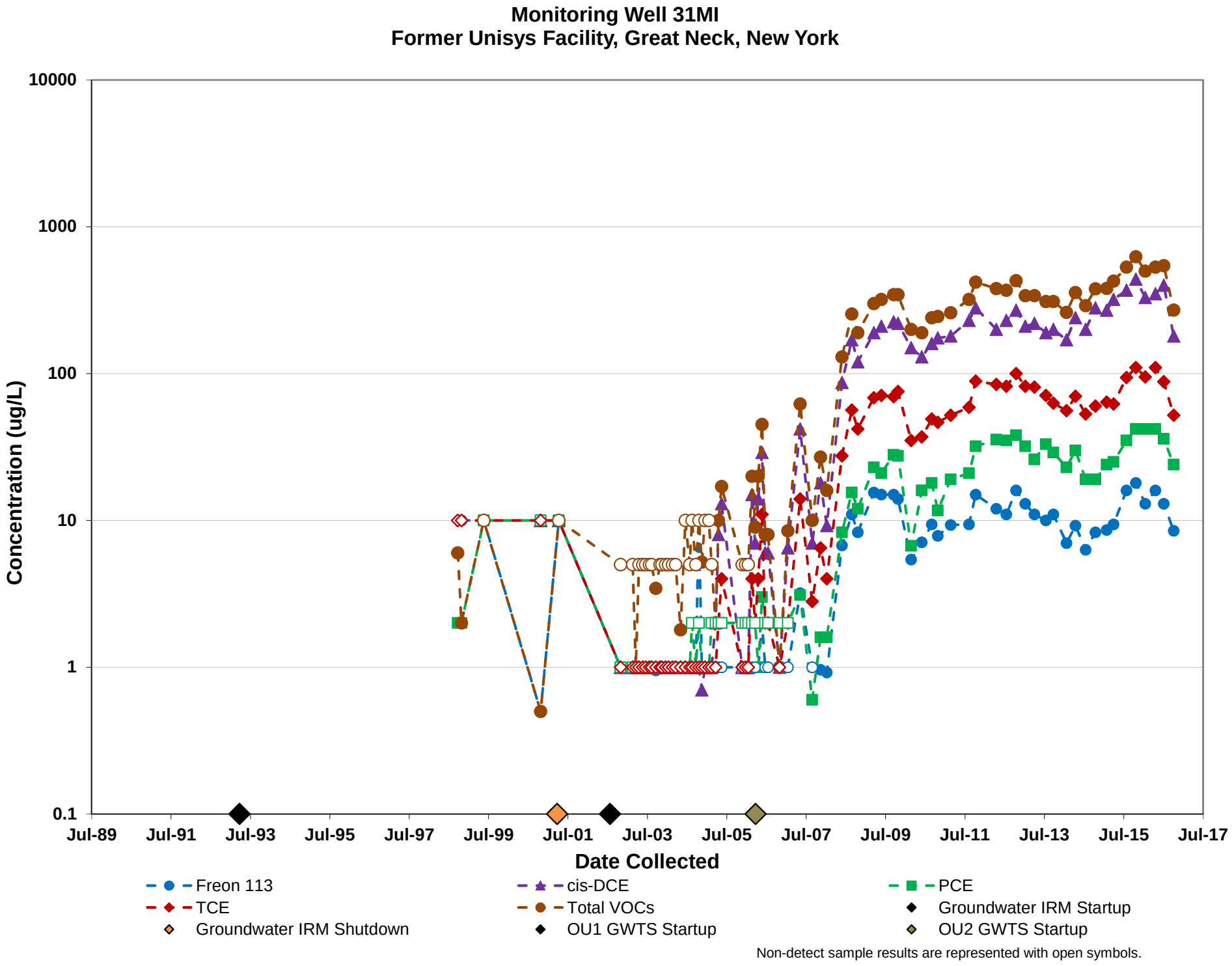
Monitoring Well 31MI
Former Unisys Facility, Great Neck, New York
Concentration (ug/L)
10000
1000
100
10
1
0.1
Jul-89
Jul-91
Jul-93
Jul-95
Jul-97
Jul-99
Jul-01
Jul-03
Jul-05
Jul-07
Jul-09
Jul-11
Jul-13
Jul-15
Jul-17
Date Collected
Freon 113
cis-DCE
PCE
TCE
Total VOCs
Groundwater IRM Startup
Groundwater IRM Shutdown
OU1 GWTS Startup
OU2 GWTS Startup
Non-detect sample results are represented with open symbols.

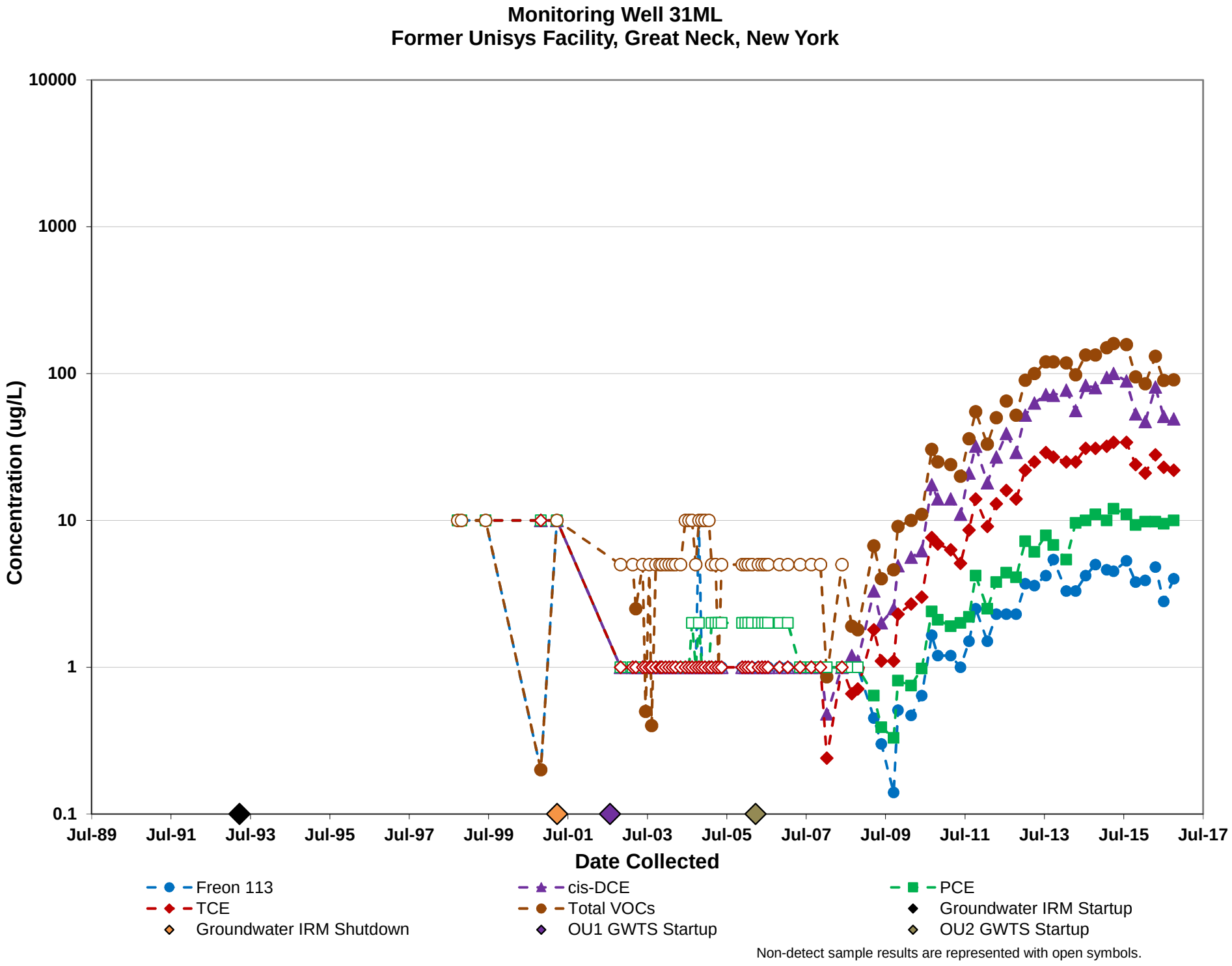
Monitoring Well 31ML
Former Unisys Facility, Great Neck, New York
Concentration (ug/L)
10000
1000
100
10
1
0.1
Jul-89
Jul-91
Jul-93
Jul-95
Jul-97
Jul-99
Jul-01
Jul-03
Jul-05
Jul-07
Jul-09
Jul-11
Jul-13
Jul-15
Jul-17
Date Collected
Freon 113
cis-DCE
PCE
TCE
Total VOCs
Groundwater IRM Startup
Groundwater IRM Shutdown
OU1 GWTS Startup
OU2 GWTS Startup
Non-detect sample results are represented with open symbols.

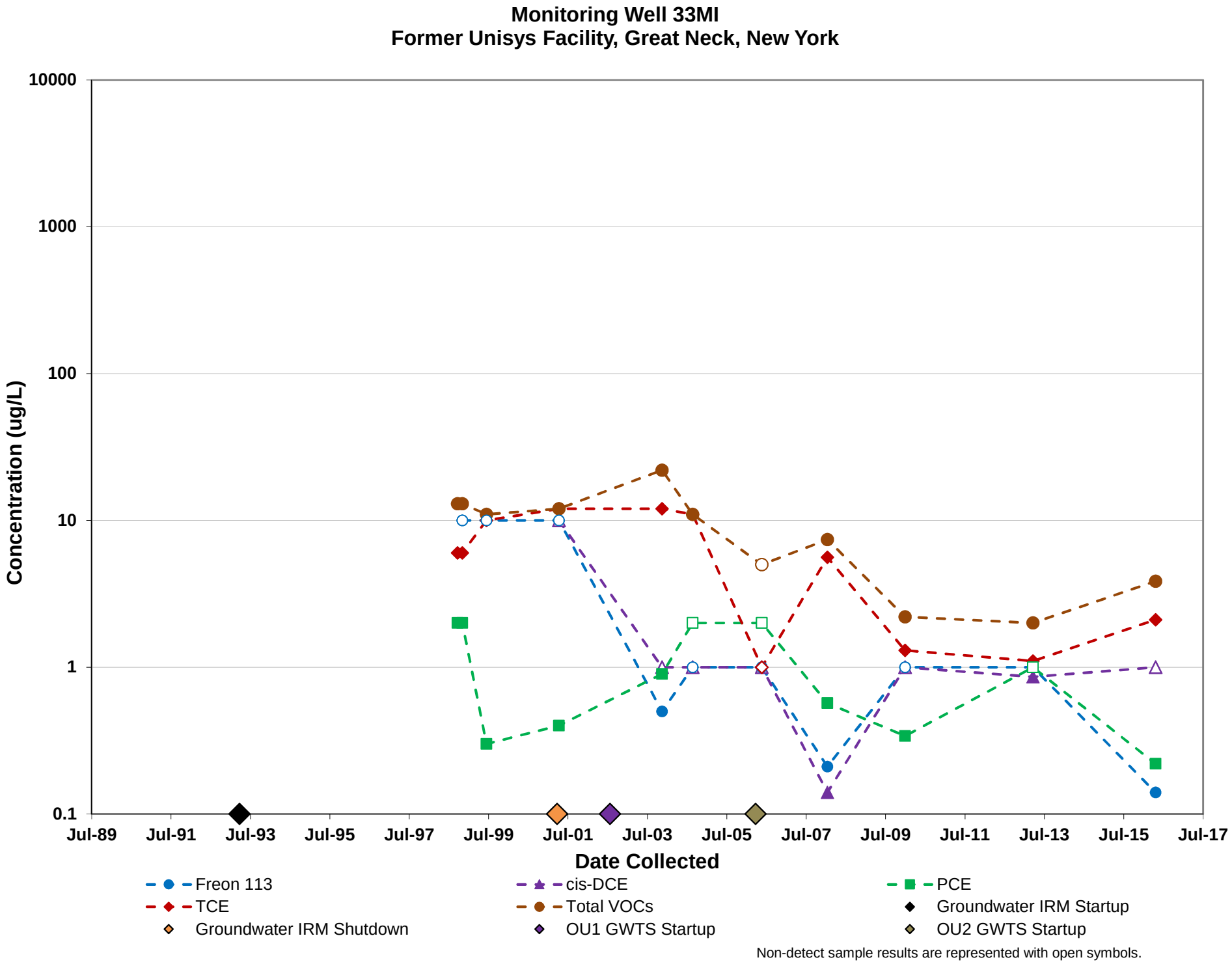
Monitoring Well 33MI
Former Unisys Facility, Great Neck, New York
Concentration (ug/L)
10000
1000
100
10
1
0.1
Jul-89
Jul-91
Jul-93
Jul-95
Jul-97
Jul-99
Jul-01
Jul-03
Jul-05
Jul-07
Jul-09
Jul-11
Jul-13
Jul-15
Jul-17
Date Collected
Freon 113
cis-DCE
PCE
TCE
Total VOCs
Groundwater IRM Startup
Groundwater IRM Shutdown
OU1 GWTS Startup
OU2 GWTS Startup
Non-detect sample results are represented with open symbols.

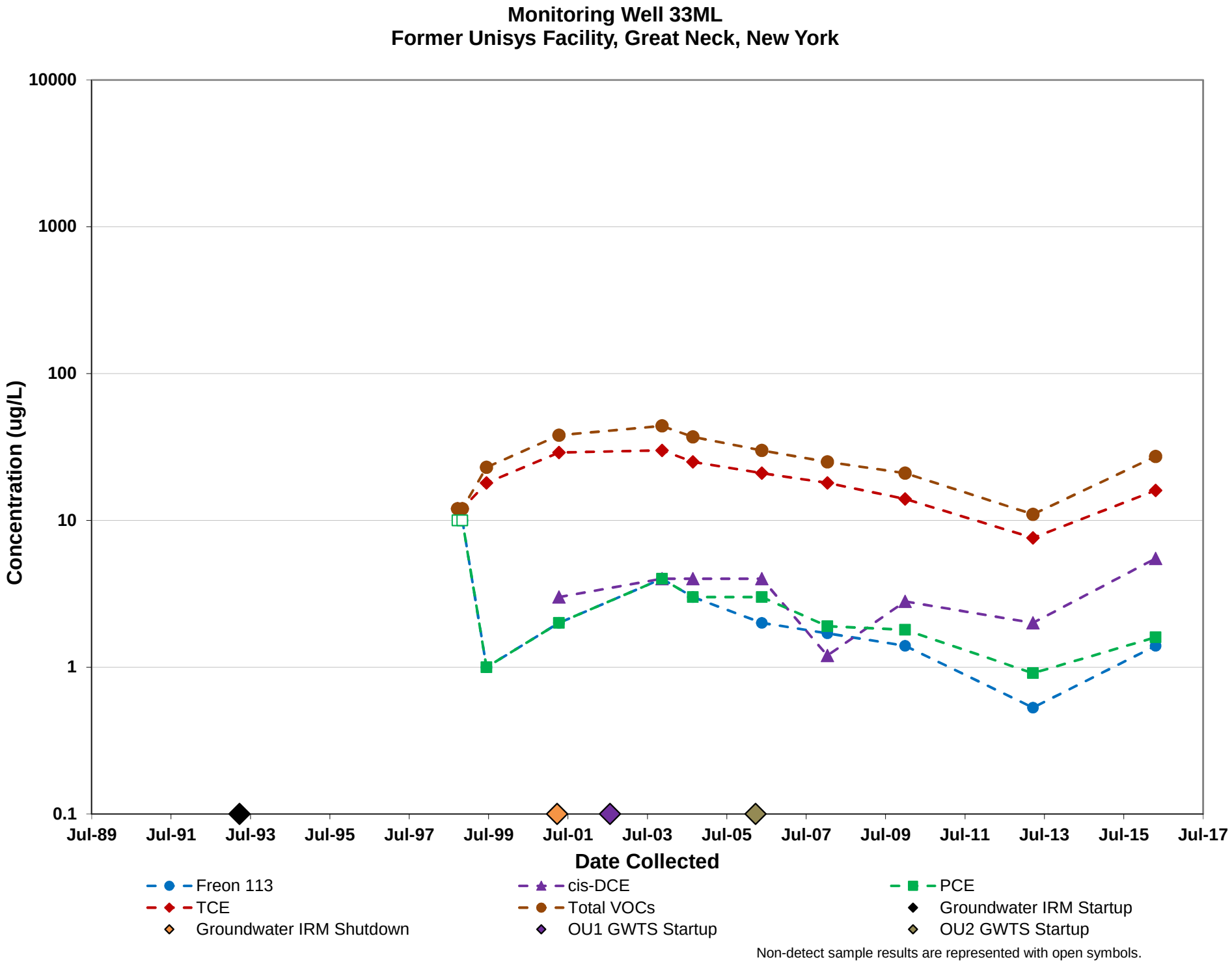
Monitoring Well 33ML
Former Unisys Facility, Great Neck, New York
10000
1000
100
10
1
0.1
Concentration (ug/L)
Jul-89
Jul-91
Jul-93
Jul-95
Jul-97
Jul-99
Jul-01
Jul-03
Jul-05
Jul-07
Jul-09
Jul-11
Jul-13
Jul-15
Jul-17
Date Collected
Freon 113
cis-DCE
PCE
TCE
Total VOCs
Groundwater IRM Startup
Groundwater IRM Shutdown
OU1 GWTS Startup
OU2 GWTS Startup
Non-detect sample results are represented with open symbols.

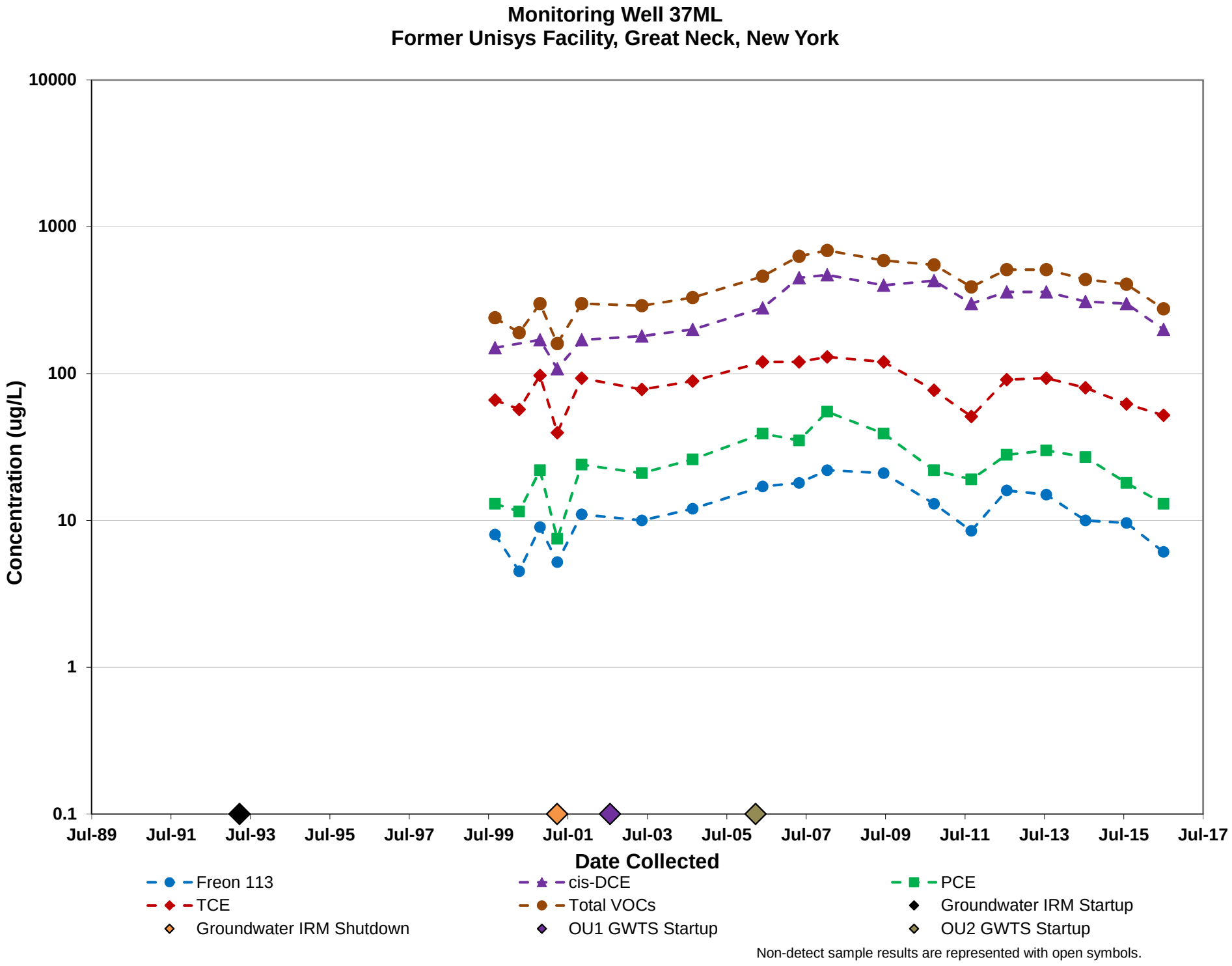
Monitoring Well 37ML
Former Unisys Facility, Great Neck, New York
Concentration (ug/L)
10000
1000
100
10
1
0.1
Jul-89
Jul-91
Jul-93
Jul-95
Jul-97
Jul-99
Jul-01
Jul-03
Jul-05
Jul-07
Jul-09
Jul-11
Jul-13
Jul-15
Jul-17
Date Collected
Freon 113
cis-DCE
PCE
TCE
Total VOCs
Groundwater IRM Startup
Groundwater IRM Shutdown
OU1 GWTS Startup
OU2 GWTS Startup
Non-detect sample results are represented with open symbols.

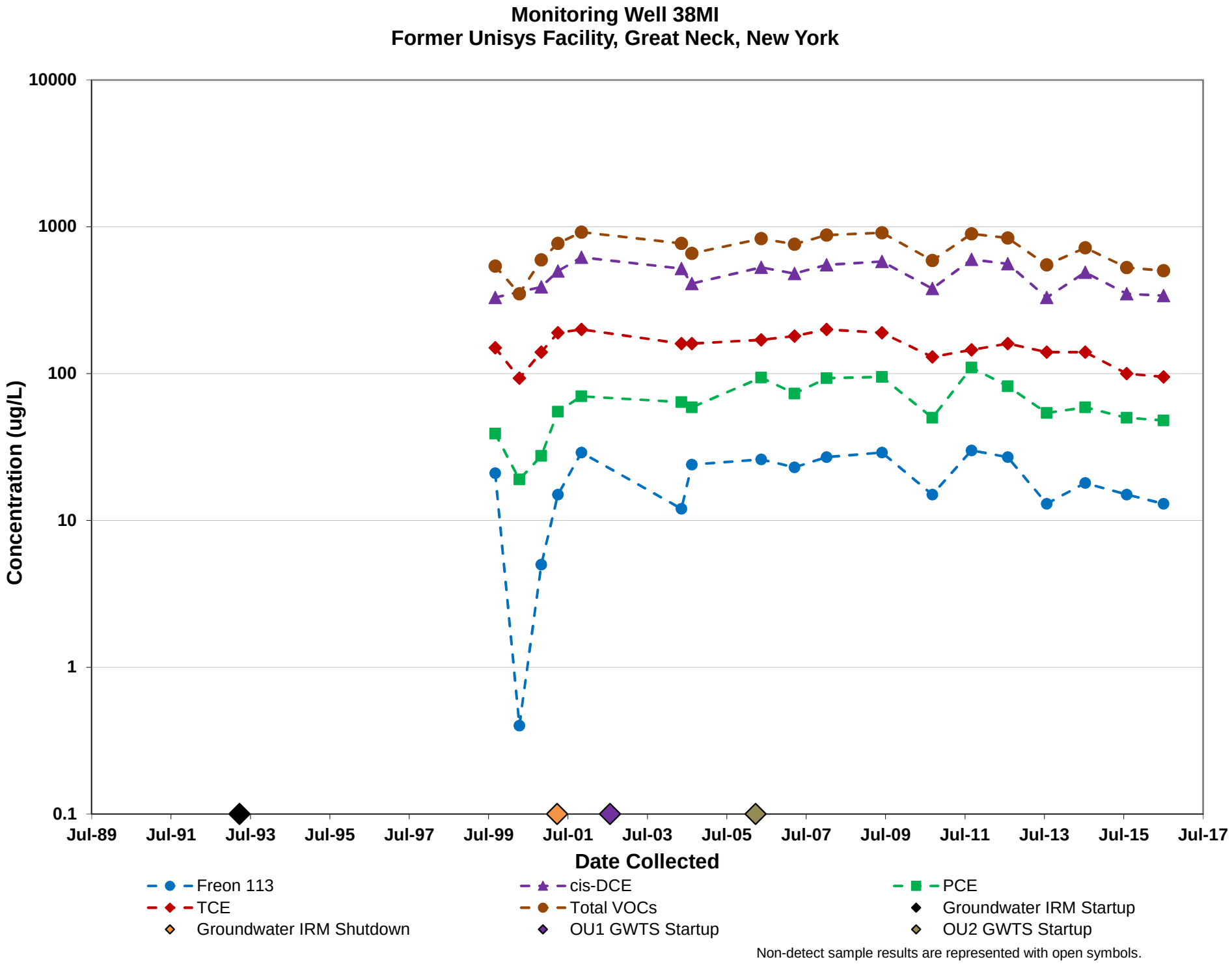
Monitoring Well 38MI
Former Unisys Facility, Great Neck, New York
10000
1000
100
10
1
0.1
Concentration (ug/L)
Jul-89
Jul-91
Jul-93
Jul-95
Jul-97
Jul-99
Jul-01
Jul-03
Jul-05
Jul-07
Jul-09
Jul-11
Jul-13
Jul-15
Jul-17
Date Collected
Freon 113
cis-DCE
PCE
TCE
Total VOCs
Groundwater IRM Startup
Groundwater IRM Shutdown
OU1 GWTS Startup
OU2 GWTS Startup
Non-detect sample results are represented with open symbols.

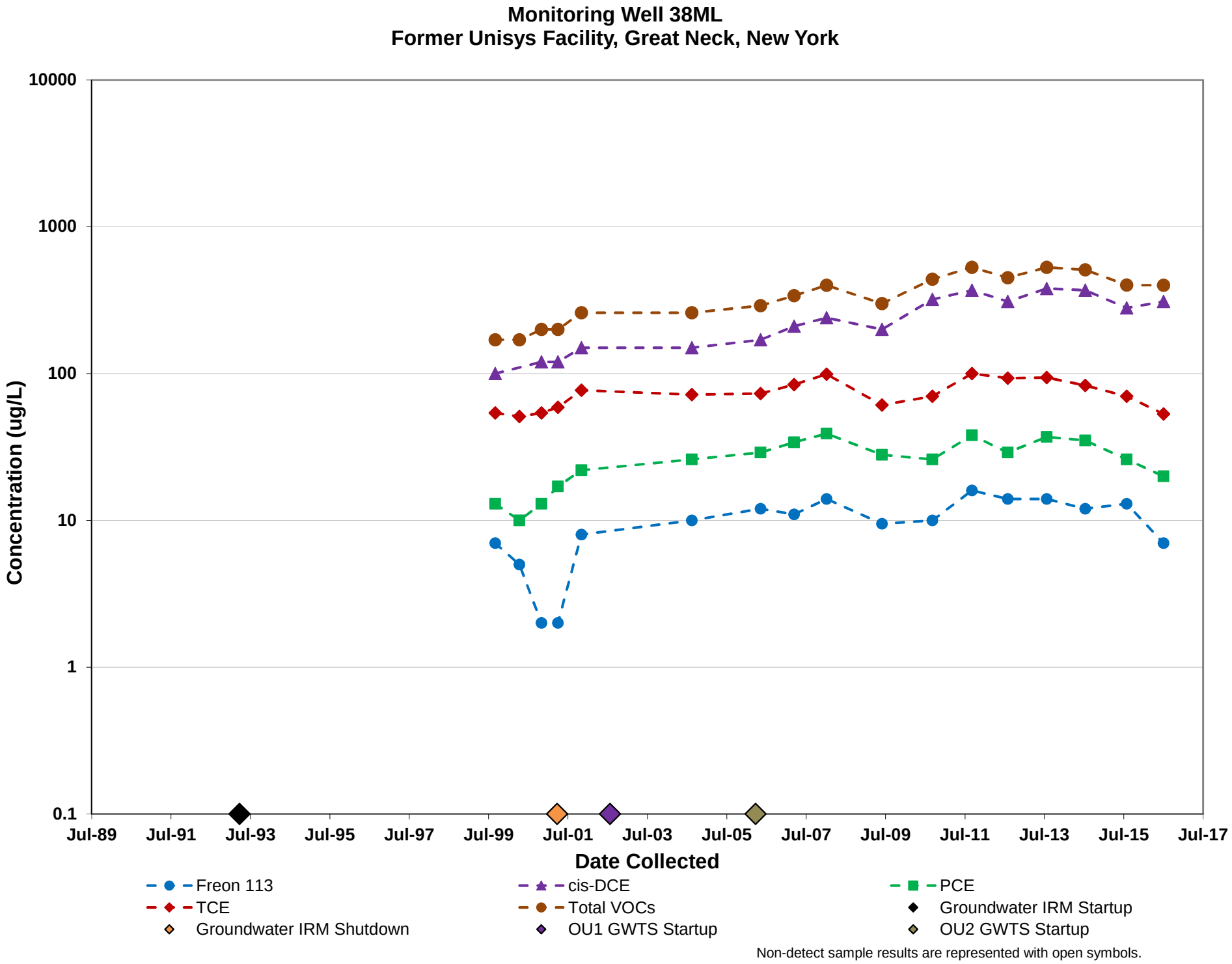
Monitoring Well 38ML
Former Unisys Facility, Great Neck, New York
10000
1000
100
10
1
0.1
Concentration (ug/L)
Jul-89
Jul-91
Jul-93
Jul-95
Jul-97
Jul-99
Jul-01
Jul-03
Jul-05
Jul-07
Jul-09
Jul-11
Jul-13
Jul-15
Jul-17
Date Collected
Freon 113
cis-DCE
PCE
TCE
Total VOCs
Groundwater IRM Startup
Groundwater IRM Shutdown
OU1 GWTS Startup
OU2 GWTS Startup
Non-detect sample results are represented with open symbols.

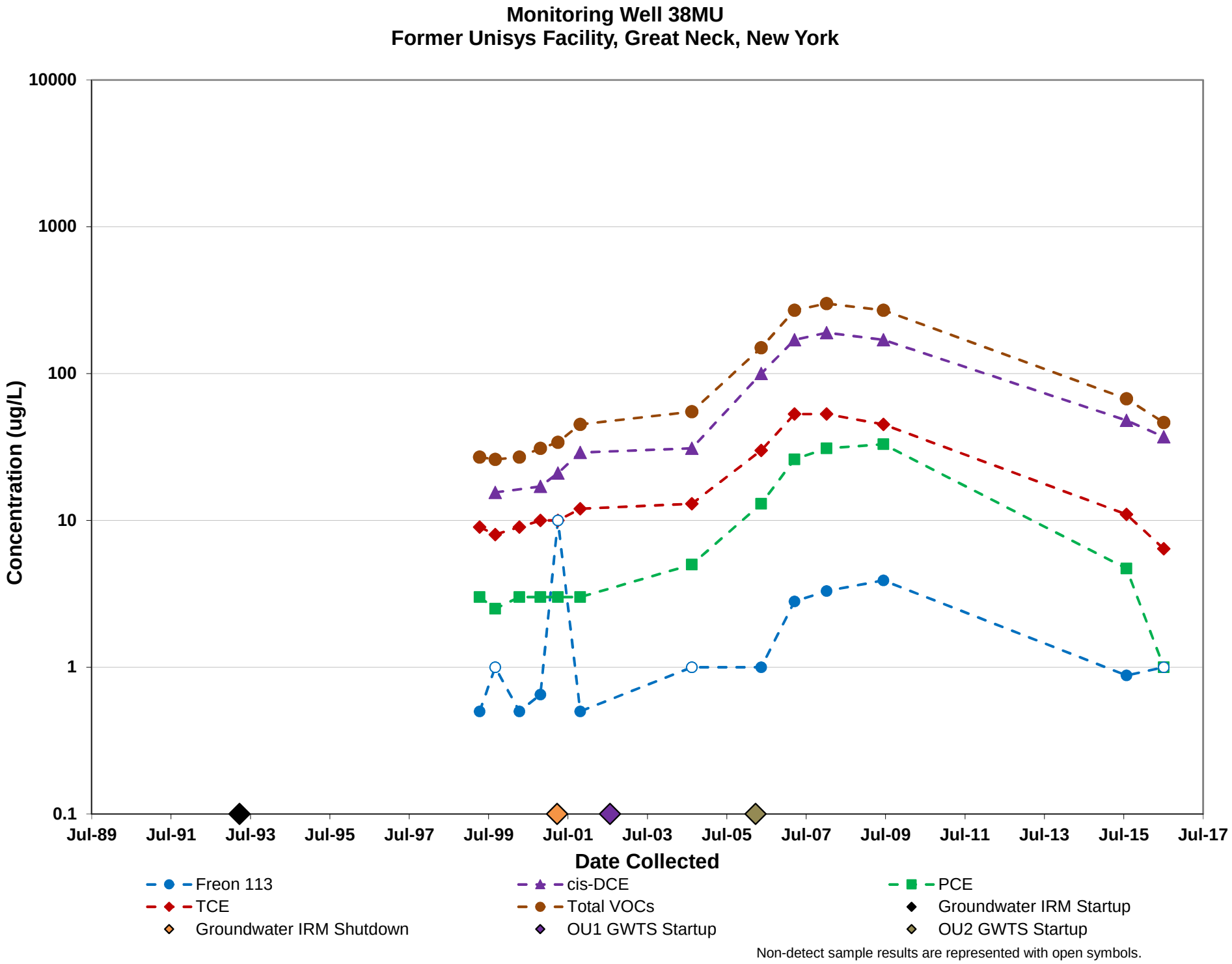
Monitoring Well 38MU
Former Unisys Facility, Great Neck, New York
Concentration (ug/L)
10000
1000
100
10
1
0.1
Jul-89
Jul-91
Jul-93
Jul-95
Jul-97
Jul-99
Jul-01
Jul-03
Jul-05
Jul-07
Jul-09
Jul-11
Jul-13
Jul-15
Jul-17
Date Collected
Freon 113
cis-DCE
PCE
TCE
Total VOCs
Groundwater IRM Startup
Groundwater IRM Shutdown
OU1 GWTS Startup
OU2 GWTS Startup
Non-detect sample results are represented with open symbols.

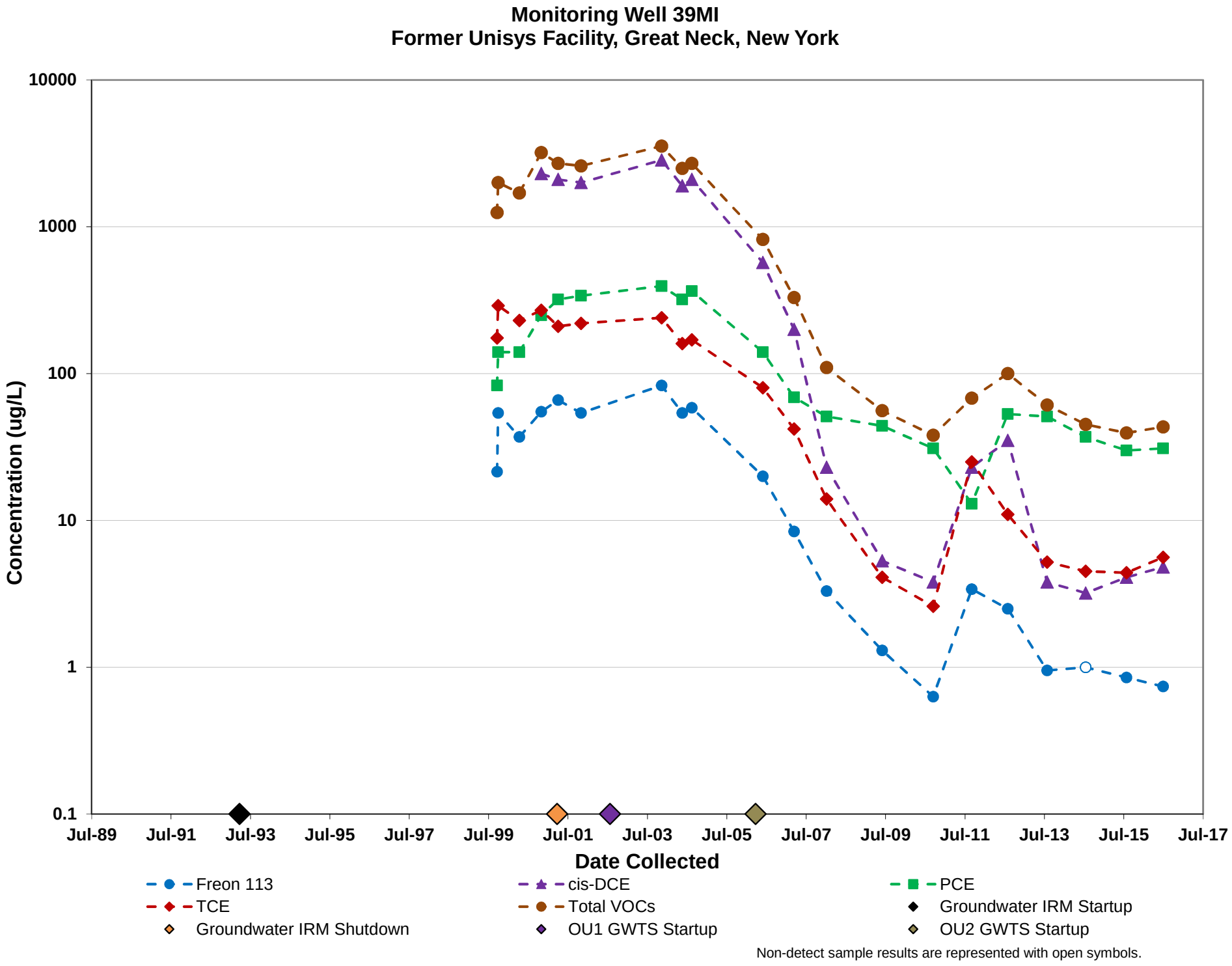
Monitoring Well 39MI
Former Unisys Facility, Great Neck, New York
Concentration (ug/L)
10000
1000
100
10
1
0.1
Jul-89
Jul-91
Jul-93
Jul-95
Jul-97
Jul-99
Jul-01
Jul-03
Jul-05
Jul-07
Jul-09
Jul-11
Jul-13
Jul-15
Jul-17
Date Collected
Freon 113
cis-DCE
PCE
TCE
Total VOCs
Groundwater IRM Startup
Groundwater IRM Shutdown
OU1 GWTS Startup
OU2 GWTS Startup
Non-detect sample results are represented with open symbols.

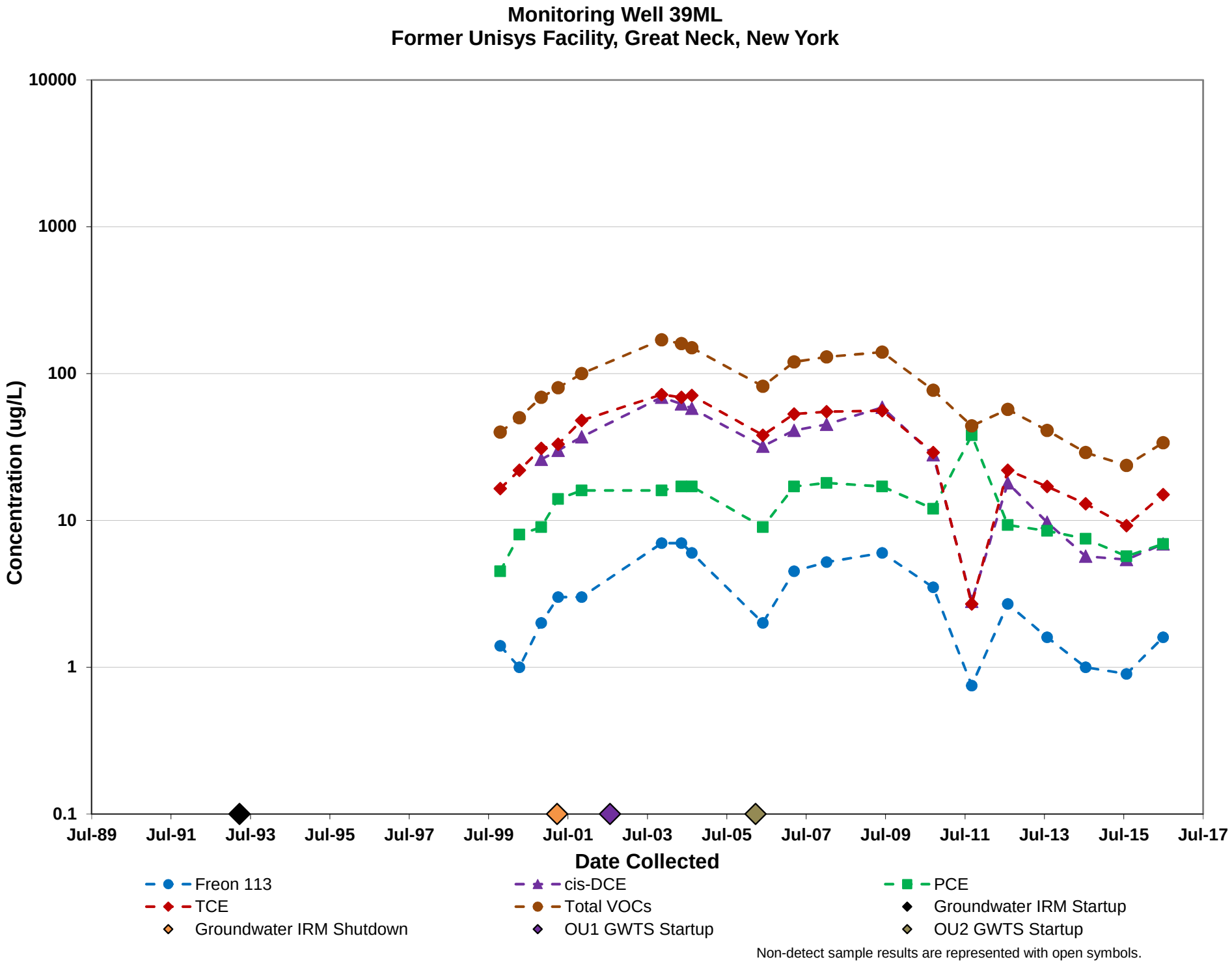
Monitoring Well 39ML
Former Unisys Facility, Great Neck, New York
Concentration (ug/L)
10000
1000
100
10
1
0.1
Jul-89
Jul-91
Jul-93
Jul-95
Jul-97
Jul-99
Jul-01
Jul-03
Jul-05
Jul-07
Jul-09
Jul-11
Jul-13
Jul-15
Jul-17
Date Collected
Freon 113
cis-DCE
PCE
TCE
Total VOCs
Groundwater IRM Startup
Groundwater IRM Shutdown
OU1 GWTS Startup
OU2 GWTS Startup
Non-detect sample results are represented with open symbols.

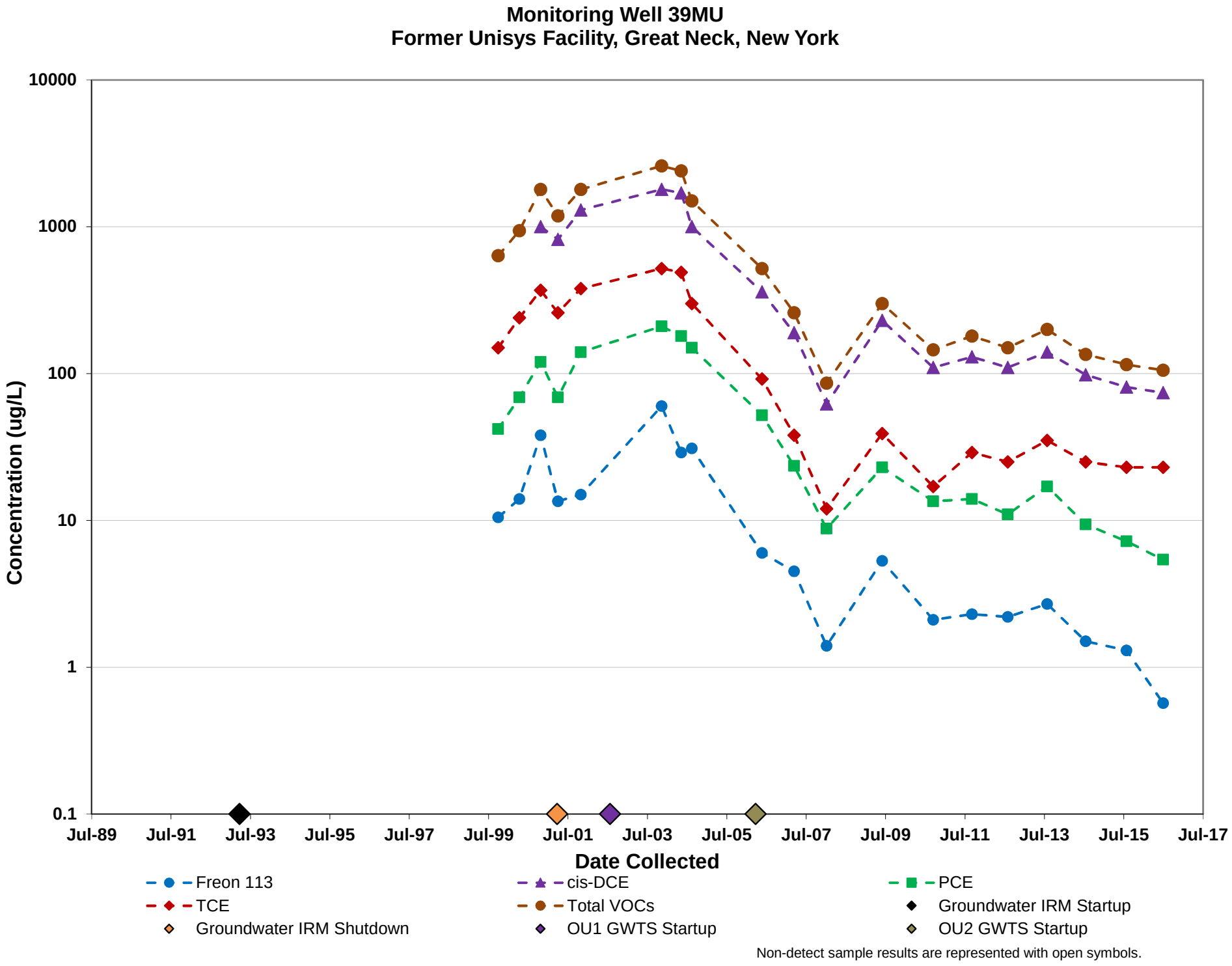
Monitoring Well 39MU
Former Unisys Facility, Great Neck, New York
Concentration (ug/L)
10000
1000
100
10
1
0.1
Jul-89
Jul-91
Jul-93
Jul-95
Jul-97
Jul-99
Jul-01
Jul-03
Jul-05
Jul-07
Jul-09
Jul-11
Jul-13
Jul-15
Jul-17
Date Collected
Freon 113
cis-DCE
PCE
TCE
Total VOCs
Groundwater IRM Startup
Groundwater IRM Shutdown
OU1 GWTS Startup
OU2 GWTS Startup
Non-detect sample results are represented with open symbols.

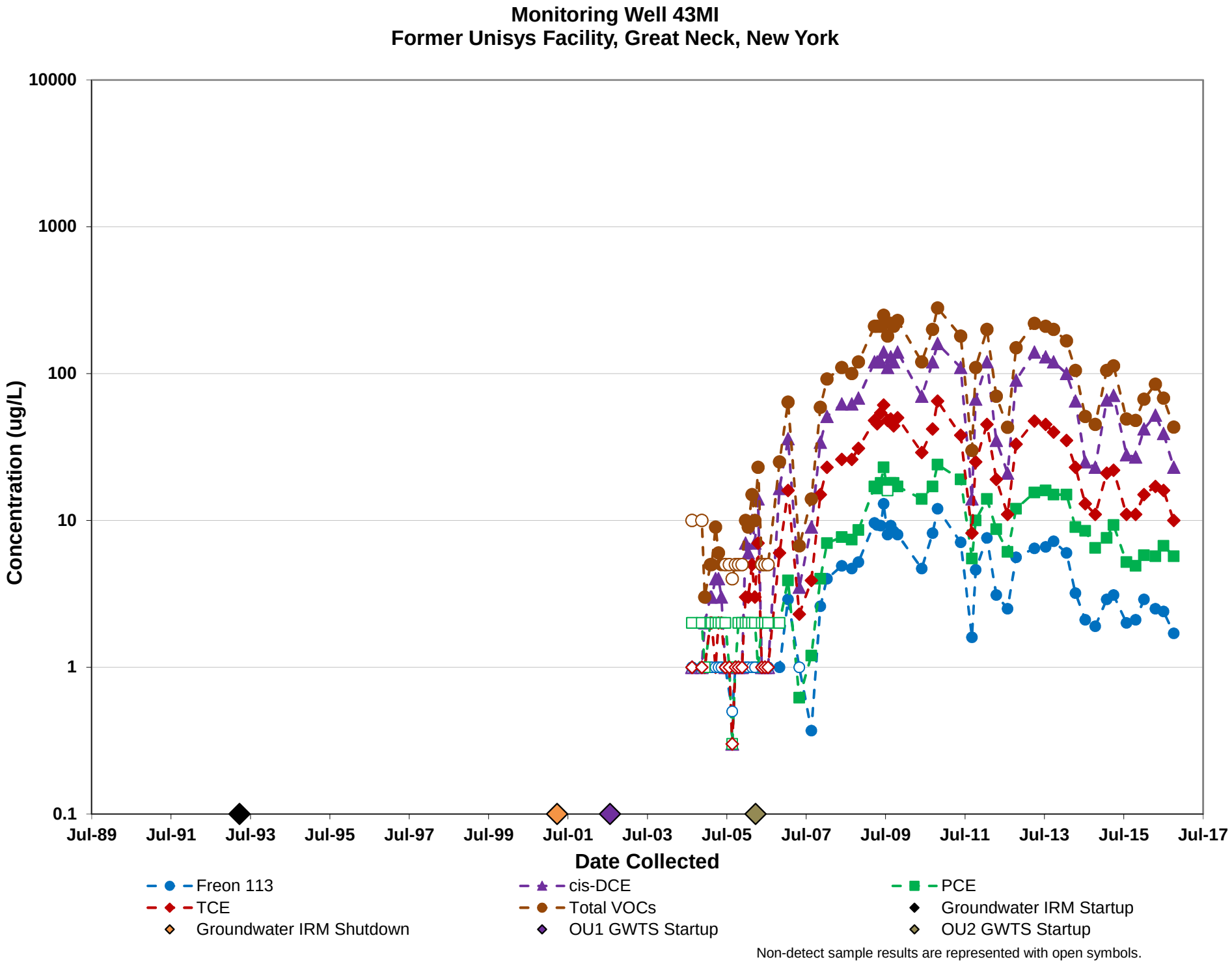
Monitoring Well 43MI
Former Unisys Facility, Great Neck, New York
Concentration (ug/L)
10000
1000
100
10
1
0.1
Jul-89
Jul-91
Jul-93
Jul-95
Jul-97
Jul-99
Jul-01
Jul-03
Jul-05
Jul-07
Jul-09
Jul-11
Jul-13
Jul-15
Jul-17
Date Collected
Freon 113
cis-DCE
PCE
TCE
Total VOCs
Groundwater IRM Startup
Groundwater IRM Shutdown
OU1 GWTS Startup
OU2 GWTS Startup
Non-detect sample results are represented with open symbols.

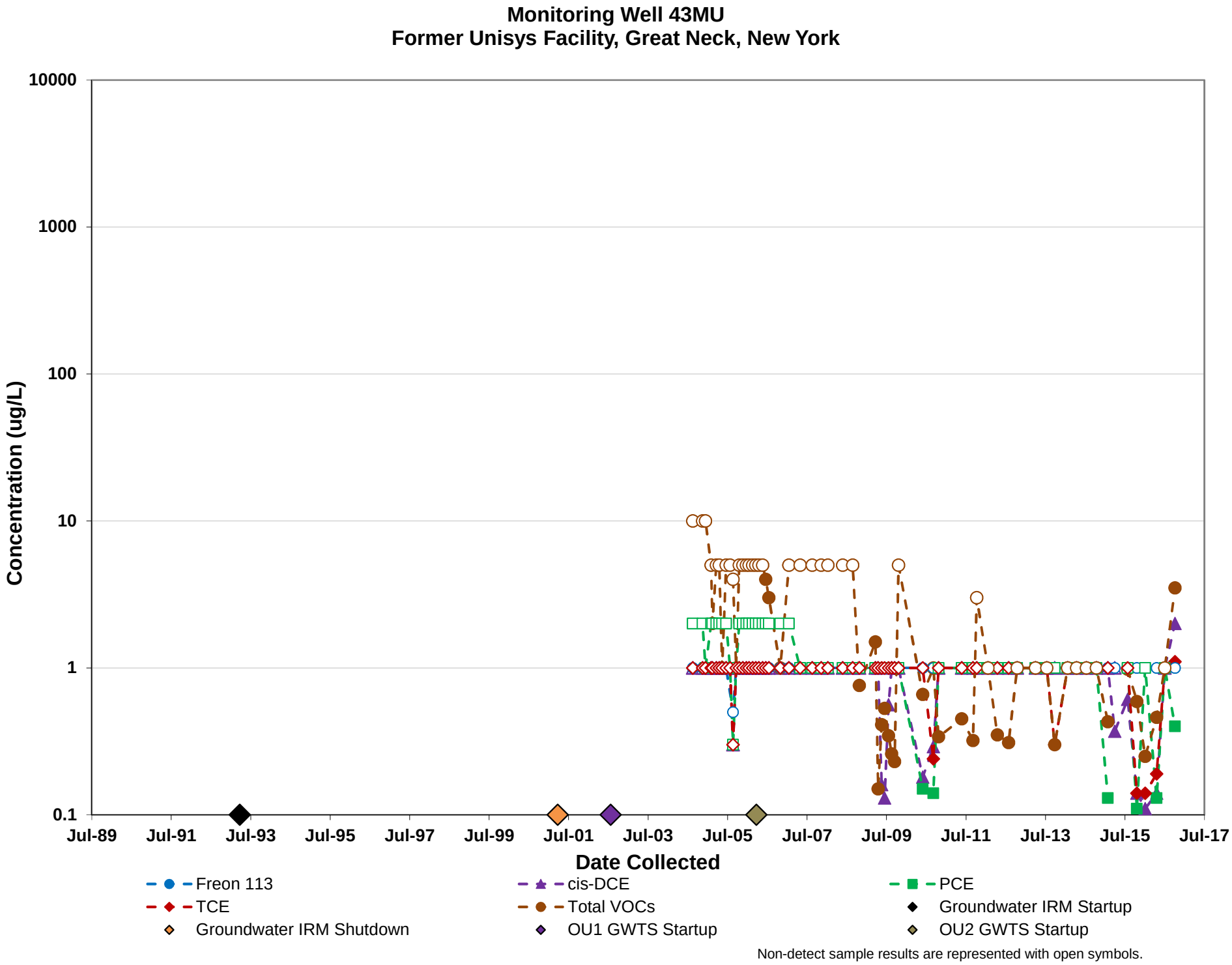
Monitoring Well 43MU
Former Unisys Facility, Great Neck, New York
Concentration (ug/L)
10000
1000
100
10
1
0.1
Jul-89
Jul-91
Jul-93
Jul-95
Jul-97
Jul-99
Jul-01
Jul-03
Jul-05
Jul-07
Jul-09
Jul-11
Jul-13
Jul-15
Jul-17
Date Collected
Freon 113
cis-DCE
PCE
TCE
Total VOCs
Groundwater IRM Startup
Groundwater IRM Shutdown
OU1 GWTS Startup
OU2 GWTS Startup
Non-detect sample results are represented with open symbols.

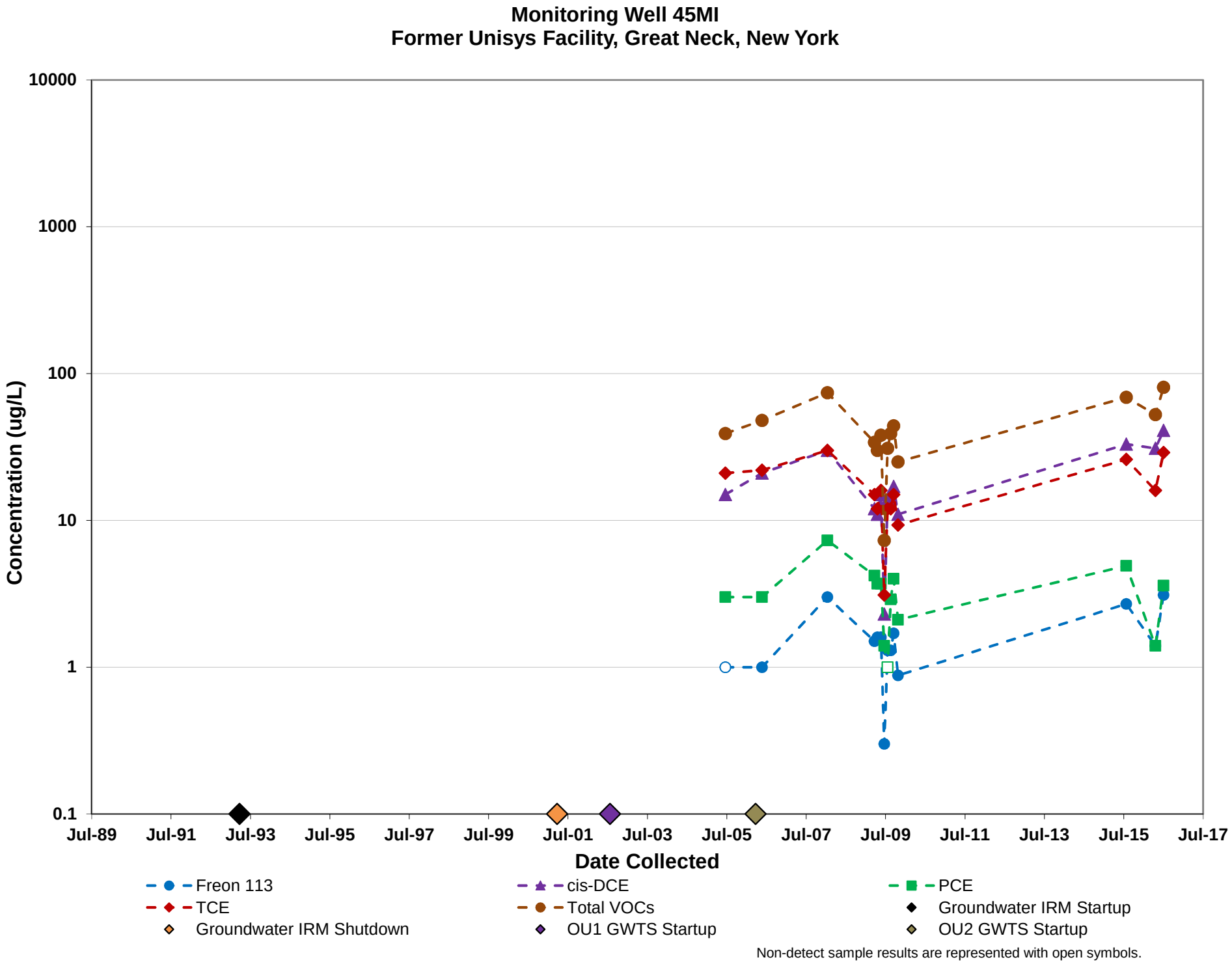
Monitoring Well 45MI
Former Unisys Facility, Great Neck, New York
Concentration (ug/L)
10000
1000
100
10
1
0.1
Jul-89
Jul-91
Jul-93
Jul-95
Jul-97
Jul-99
Jul-01
Jul-03
Jul-05
Jul-07
Jul-09
Jul-11
Jul-13
Jul-15
Jul-17
Date Collected
Freon 113
cis-DCE
PCE
TCE
Total VOCs
Groundwater IRM Startup
Groundwater IRM Shutdown
OU1 GWTS Startup
OU2 GWTS Startup
Non-detect sample results are represented with open symbols.

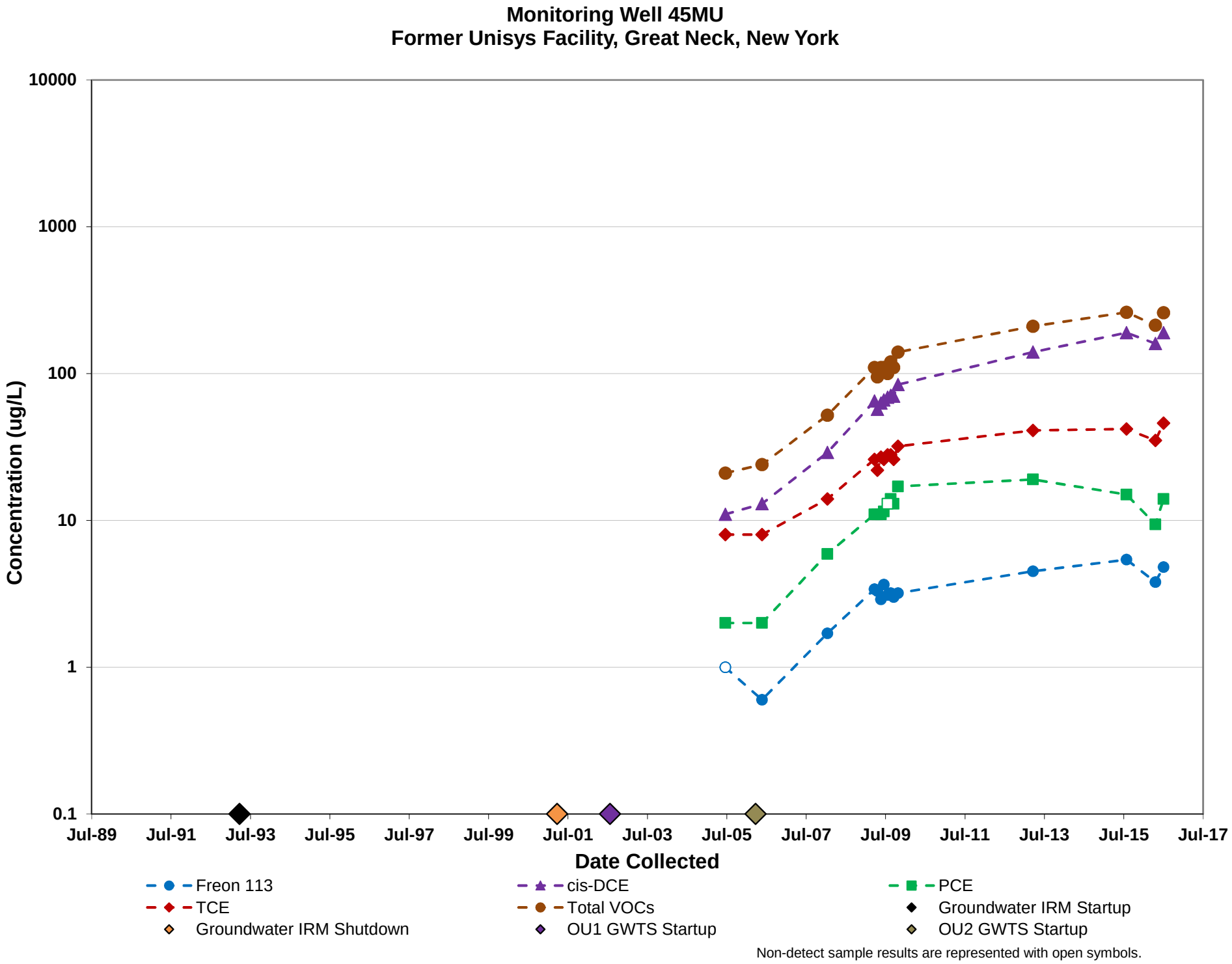
Monitoring Well 45MU
Former Unisys Facility, Great Neck, New York
Concentration (ug/L)
10000
1000
100
10
1
0.1
Jul-89
Jul-91
Jul-93
Jul-95
Jul-97
Jul-99
Jul-01
Jul-03
Jul-05
Jul-07
Jul-09
Jul-11
Jul-13
Jul-15
Jul-17
Date Collected
Freon 113
cis-DCE
PCE
TCE
Total VOCs
Groundwater IRM Startup
Groundwater IRM Shutdown
OU1 GWTS Startup
OU2 GWTS Startup
Non-detect sample results are represented with open symbols.

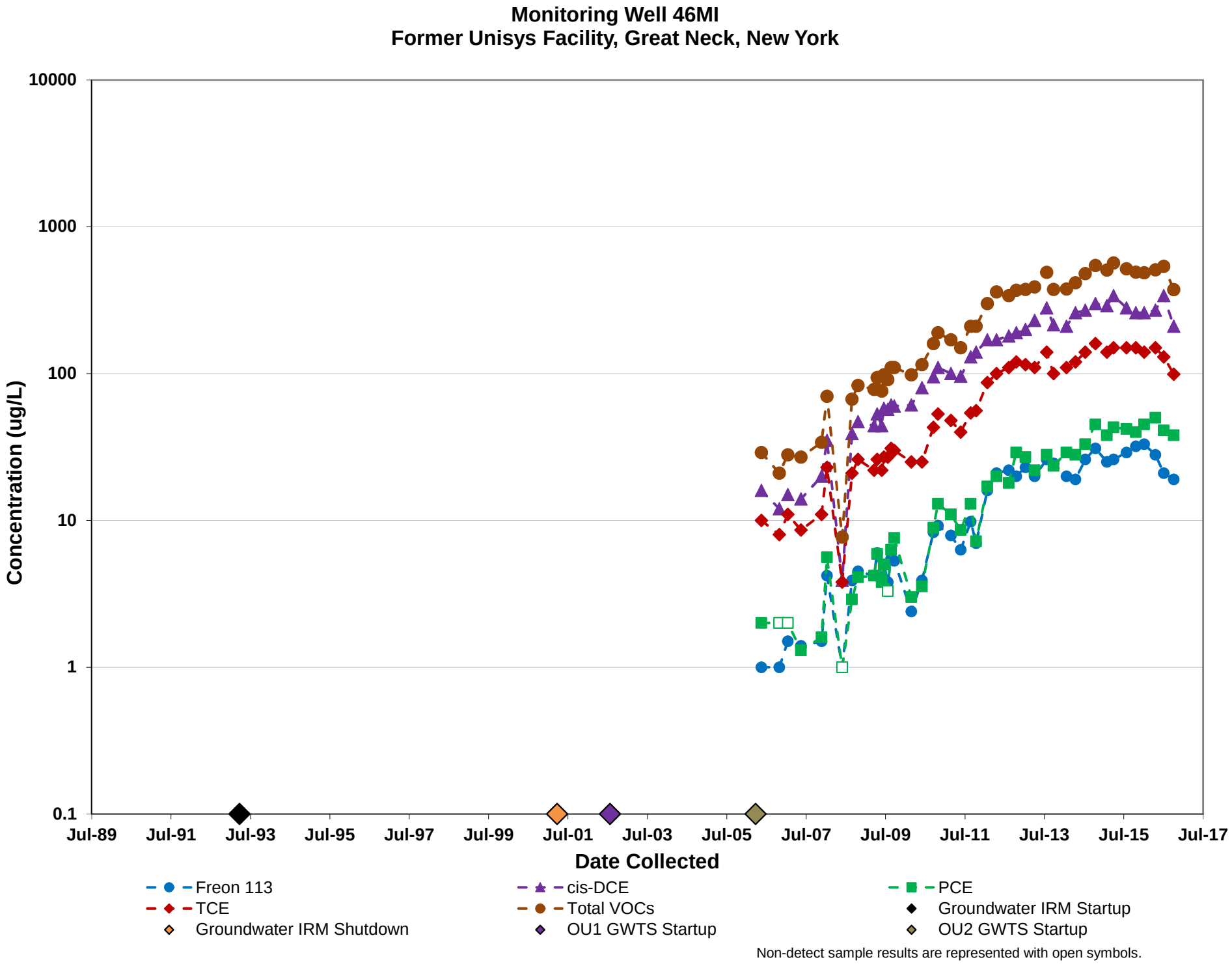
Monitoring Well 46MI
Former Unisys Facility, Great Neck, New York
Concentration (ug/L)
10000
1000
100
10
1
0.1
Jul-89
Jul-91
Jul-93
Jul-95
Jul-97
Jul-99
Jul-01
Jul-03
Jul-05
Jul-07
Jul-09
Jul-11
Jul-13
Jul-15
Jul-17
Date Collected
Freon 113
cis-DCE
PCE
TCE
Total VOCs
Groundwater IRM Startup
Groundwater IRM Shutdown
OU1 GWTS Startup
OU2 GWTS Startup
Non-detect sample results are represented with open symbols.

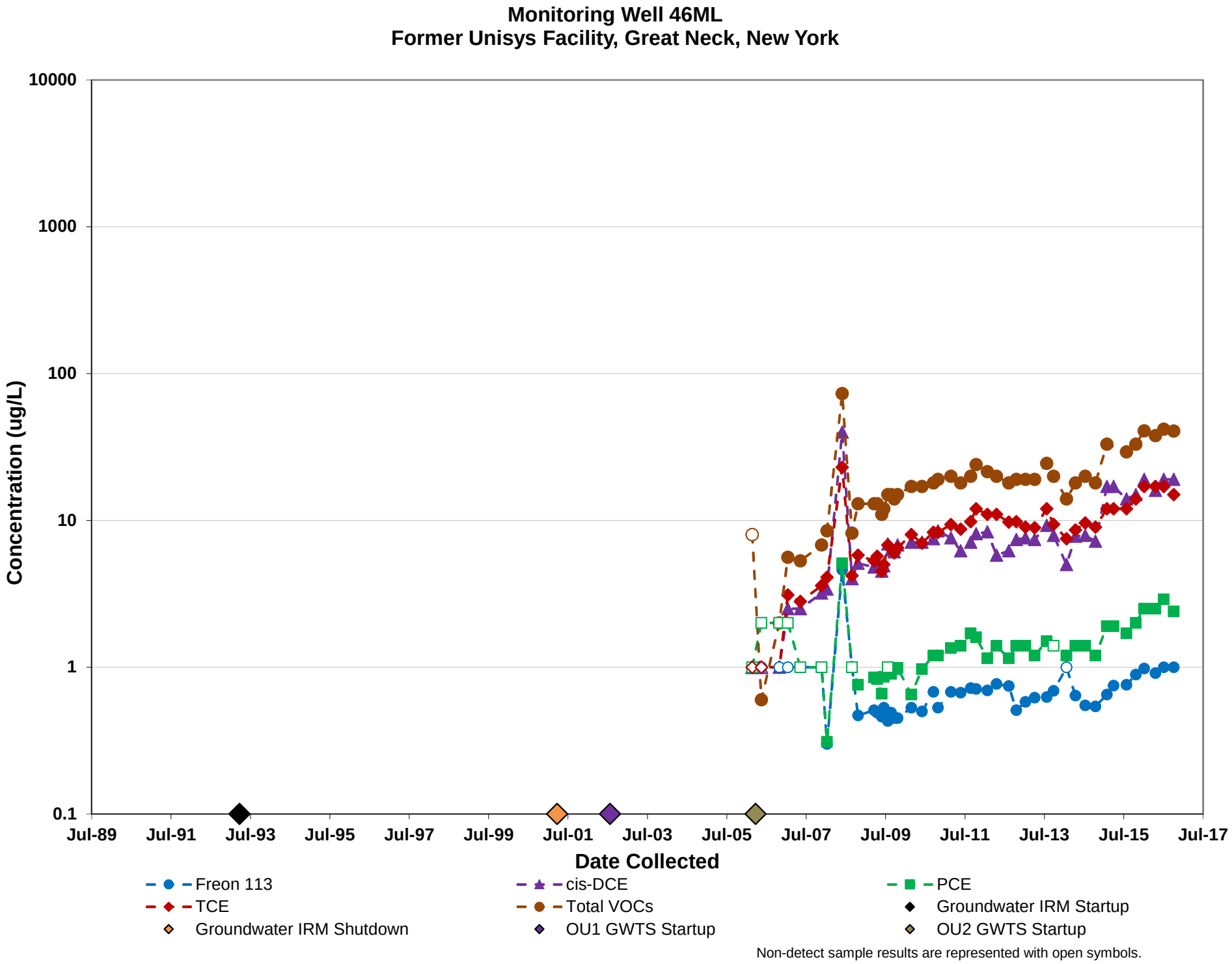
Monitoring Well 46ML
Former Unisys Facility, Great Neck, New York
Concentration (ug/L)
10000
1000
100
10
1
0.1
Jul-89
Jul-91
Jul-93
Jul-95
Jul-97
Jul-99
Jul-01
Jul-03
Jul-05
Jul-07
Jul-09
Jul-11
Jul-13
Jul-15
Jul-17
Date Collected
Freon 113
cis-DCE
PCE
TCE
Total VOCs
Groundwater IRM Startup
Groundwater IRM Shutdown
OU1 GWTS Startup
OU2 GWTS Startup
Non-detect sample results are represented with open symbols.

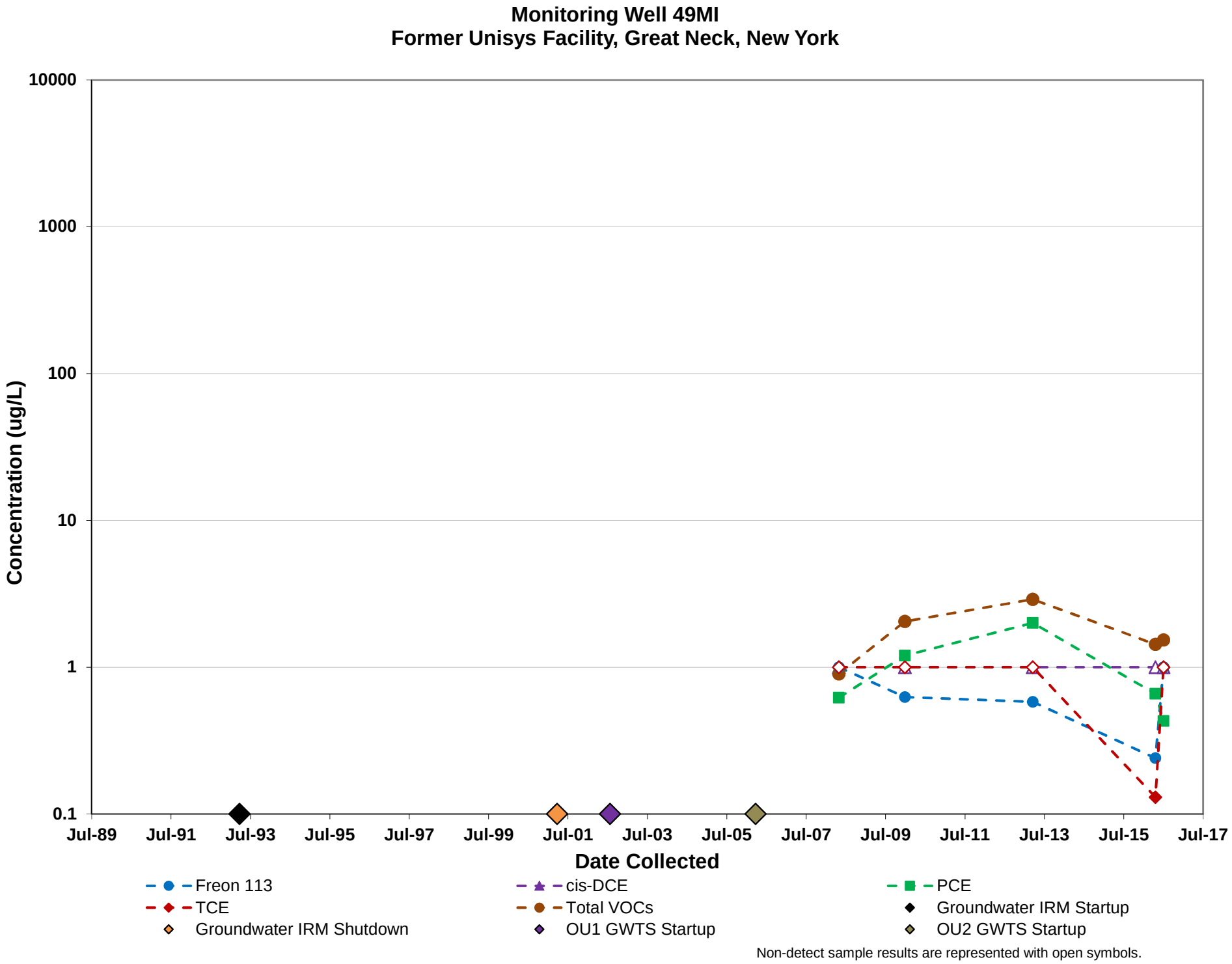
Monitoring Well 49MI
Former Unisys Facility, Great Neck, New York
Concentration (ug/L)
10000
1000
100
10
1
0.1
Jul-89
Jul-91
Jul-93
Jul-95
Jul-97
Jul-99
Jul-01
Jul-03
Jul-05
Jul-07
Jul-09
Jul-11
Jul-13
Jul-15
Jul-17
Date Collected
Freon 113
cis-DCE
PCE
TCE
Total VOCs
Groundwater IRM Startup
Groundwater IRM Shutdown
OU1 GWTS Startup
OU2 GWTS Startup
Non-detect sample results are represented with open symbols.

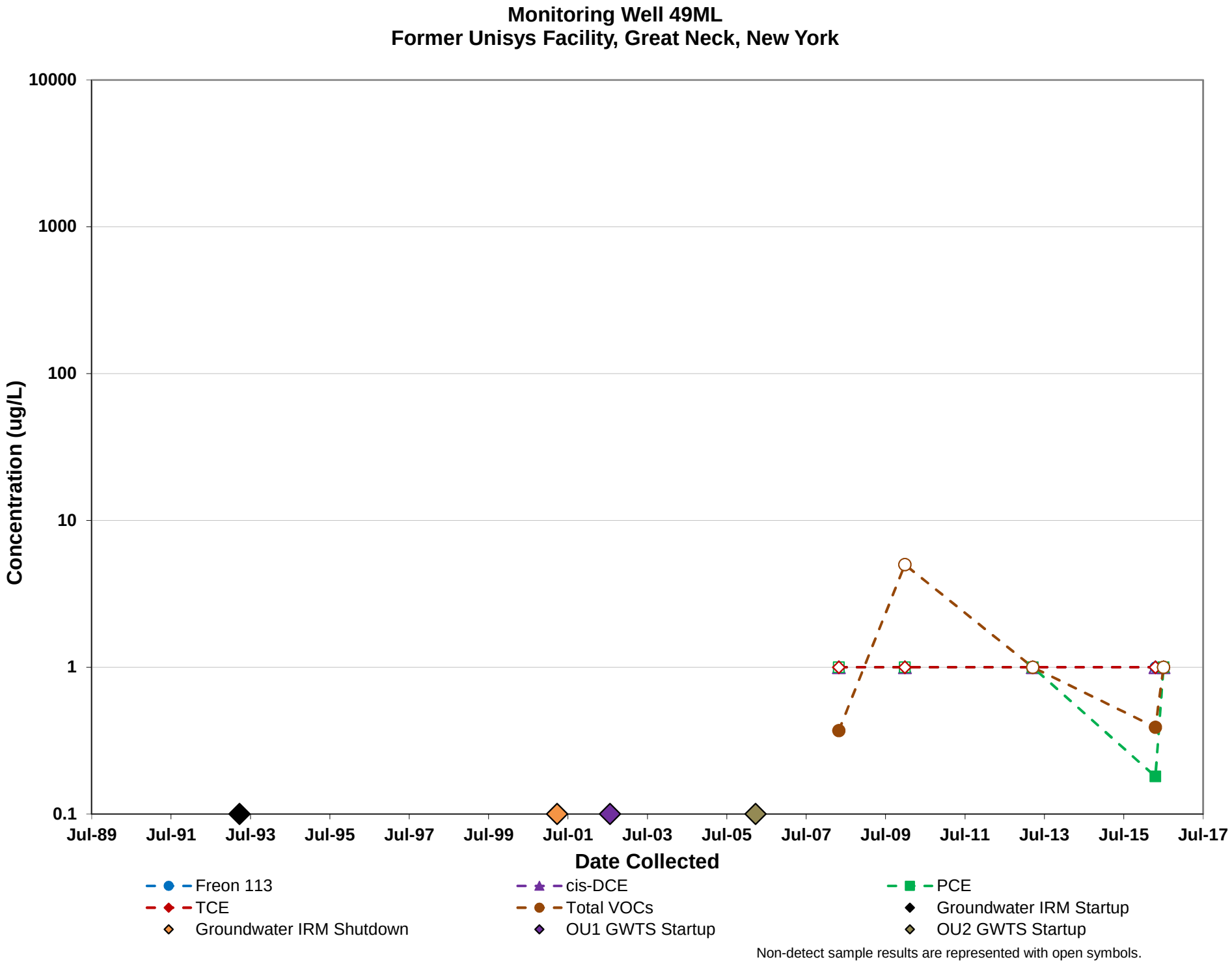
Monitoring Well 49ML
Former Unisys Facility, Great Neck, New York
Concentration (ug/L)
10000
1000
100
10
1
0.1
Jul-89
Jul-91
Jul-93
Jul-95
Jul-97
Jul-99
Jul-01
Jul-03
Jul-05
Jul-07
Jul-09
Jul-11
Jul-13
Jul-15
Jul-17
Date Collected
Freon 113
cis-DCE
PCE
TCE
Total VOCs
Groundwater IRM Startup
Groundwater IRM Shutdown
OU1 GWTS Startup
OU2 GWTS Startup
Non-detect sample results are represented with open symbols.

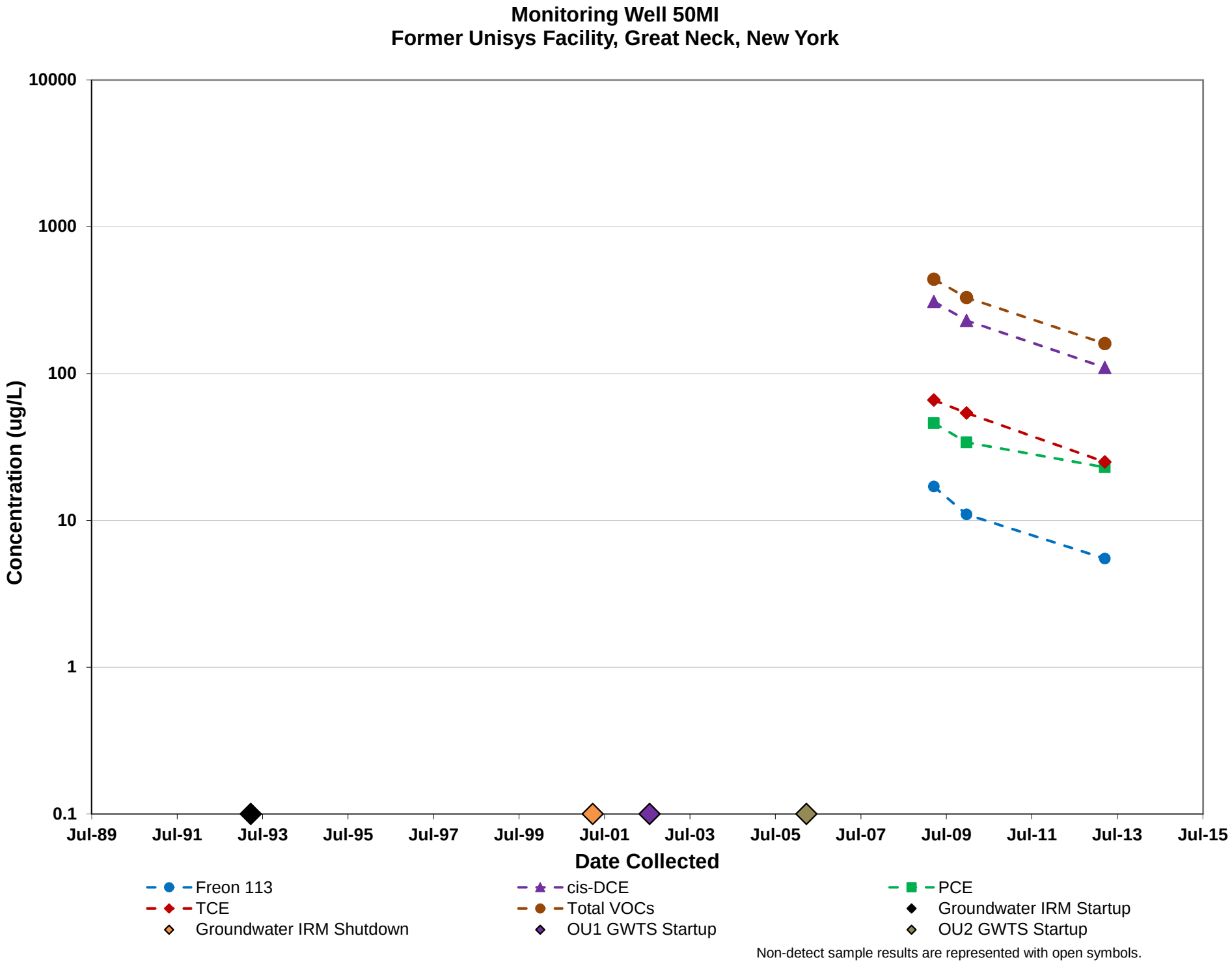
Monitoring Well 50MI
Former Unisys Facility, Great Neck, New York
10000
1000
100
10
1
0.1
Concentration (ug/L)
Jul-89
Jul-91
Jul-93
Jul-95
Jul-97
Jul-99
Jul-01
Jul-03
Jul-05
Jul-07
Jul-09
Jul-11
Jul-13
Jul-15
Date Collected
Freon 113
cis-DCE
PCE
TCE
Total VOCs
Groundwater IRM Startup
Groundwater IRM Shutdown
OU1 GWTS Startup
OU2 GWTS Startup
Non-detect sample results are represented with open symbols.

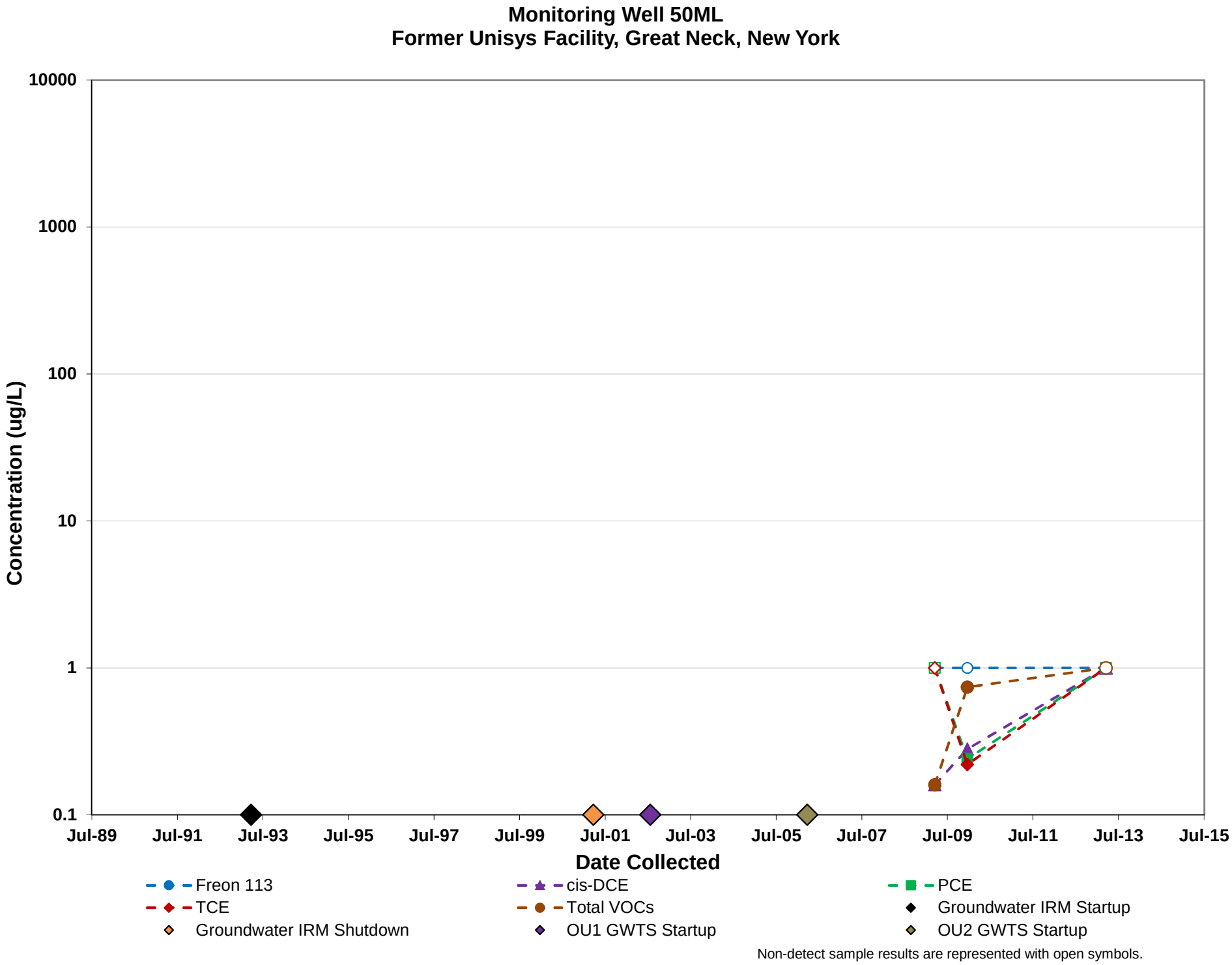
Monitoring Well 50ML
Former Unisys Facility, Great Neck, New York
Concentration (ug/L)
10000
1000
100
10
1
0.1
Jul-89
Jul-91
Jul-93
Jul-95
Jul-97
Jul-99
Jul-01
Jul-03
Jul-05
Jul-07
Jul-09
Jul-11
Jul-13
Jul-15
Date Collected
Freon 113
cis-DCE
PCE
TCE
Total VOCs
Groundwater IRM Startup
Groundwater IRM Shutdown
OU1 GWTS Startup
OU2 GWTS Startup
Non-detect sample results are represented with open symbols.

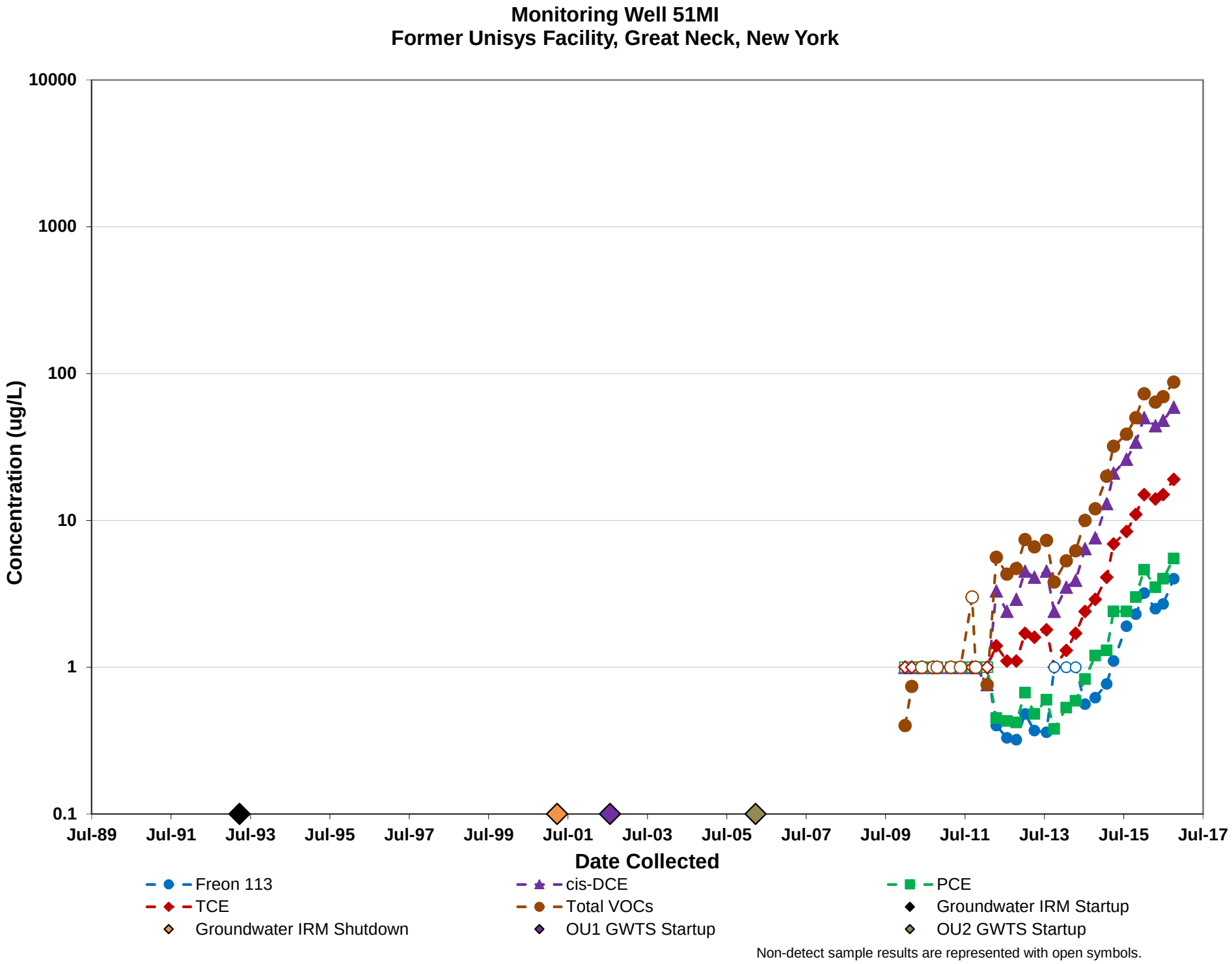
Monitoring Well 51MI
Former Unisys Facility, Great Neck, New York
Concentration (ug/L)
10000
1000
100
10
1
0.1
Jul-89
Jul-91
Jul-93
Jul-95
Jul-97
Jul-99
Jul-01
Jul-03
Jul-05
Jul-07
Jul-09
Jul-11
Jul-13
Jul-15
Jul-17
Date Collected
Freon 113
cis-DCE
PCE
TCE
Total VOCs
Groundwater IRM Startup
Groundwater IRM Shutdown
OU1 GWTS Startup
OU2 GWTS Startup
Non-detect sample results are represented with open symbols.

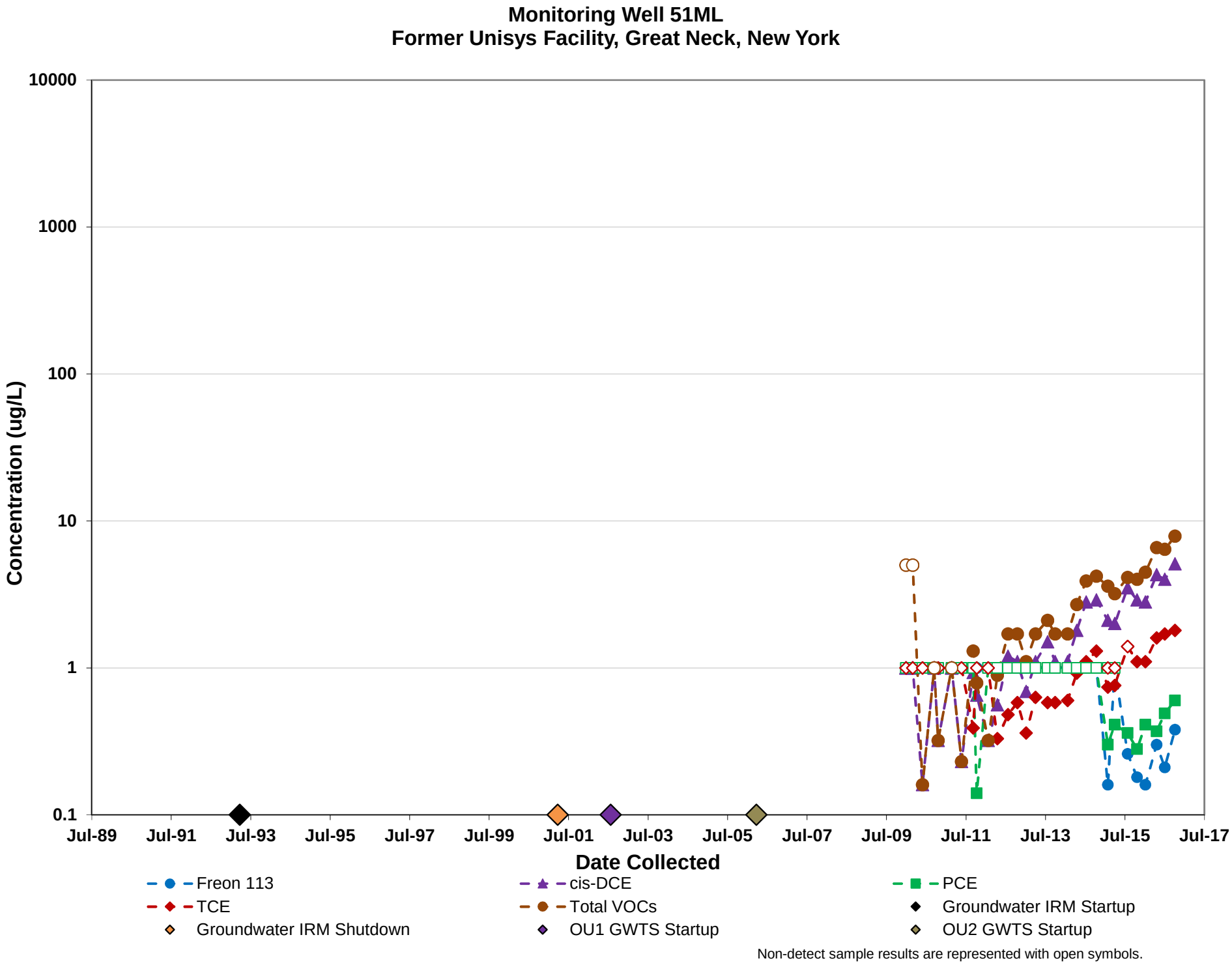
Monitoring Well 51ML
Former Unisys Facility, Great Neck, New York
Concentration (ug/L)
10000
1000
100
10
1
0.1
Jul-89
Jul-91
Jul-93
Jul-95
Jul-97
Jul-99
Jul-01
Jul-03
Jul-05
Jul-07
Jul-09
Jul-11
Jul-13
Jul-15
Jul-17
Date Collected
Freon 113
cis-DCE
PCE
TCE
Total VOCs
Groundwater IRM Startup
Groundwater IRM Shutdown
OU1 GWTS Startup
OU2 GWTS Startup
Non-detect sample results are represented with open symbols.

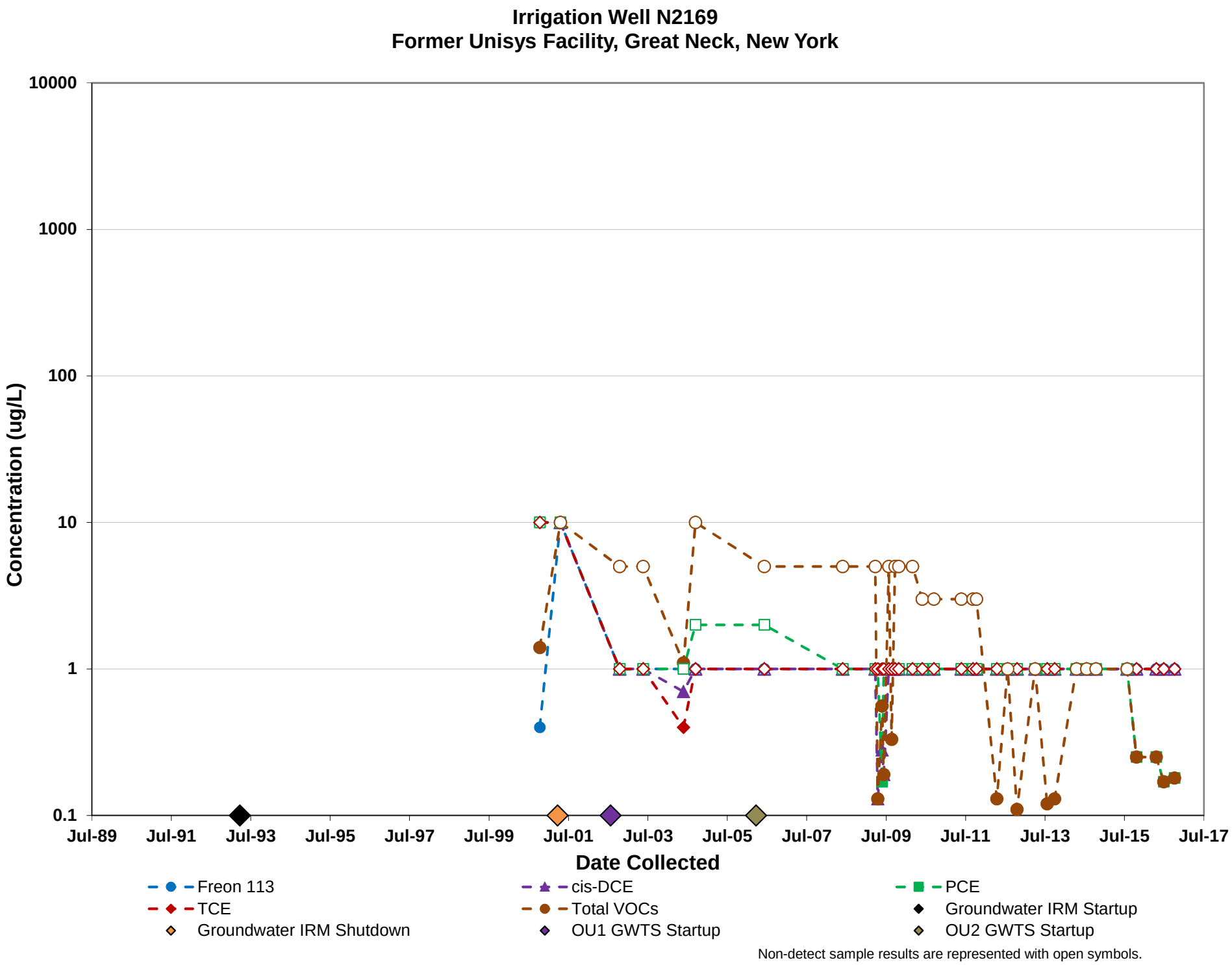
Irrigation Well N2169
Former Unisys Facility, Great Neck, New York
Concentration (ug/L)
10000
1000
100
10
1
0.1
Jul-89
Jul-91
Jul-93
Jul-95
Jul-97
Jul-99
Jul-01
Jul-03
Jul-05
Jul-07
Jul-09
Jul-11
Jul-13
Jul-15
Jul-17
Date Collected
Freon 113
cis-DCE
PCE
TCE
Total VOCs
Groundwater IRM Startup
Groundwater IRM Shutdown
OU1 GWTS Startup
OU2 GWTS Startup
Non-detect sample results are represented with open symbols.

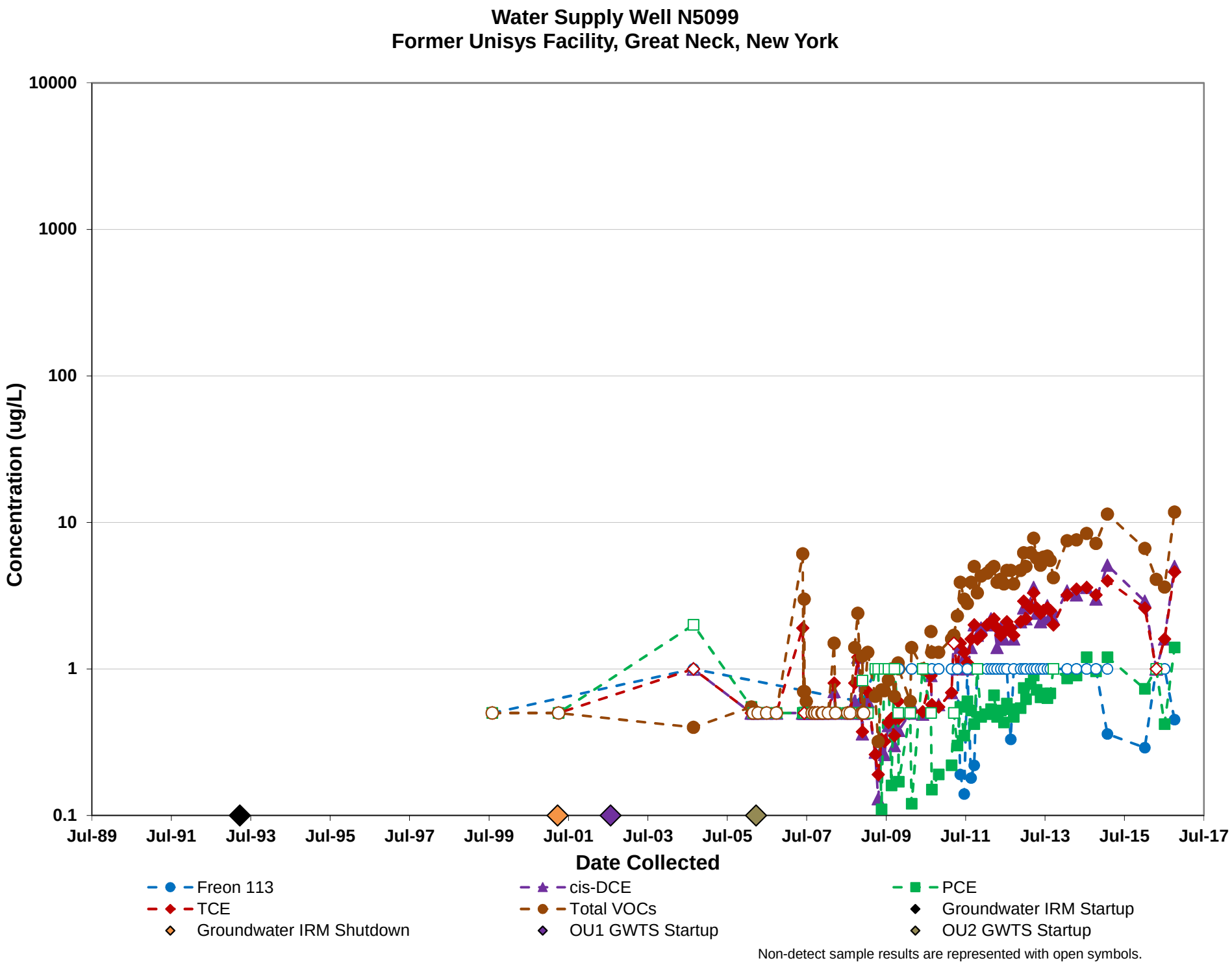
Water Supply Well N5099
Former Unisys Facility, Great Neck, New York
Concentration (ug/L)
10000
1000
100
10
1
0.1
Jul-89
Jul-91
Jul-93
Jul-95
Jul-97
Jul-99
Jul-01
Jul-03
Jul-05
Jul-07
Jul-09
Jul-11
Jul-13
Jul-15
Jul-17
Date Collected
Freon 113
cis-DCE
PCE
TCE
Total VOCs
Groundwater IRM Startup
Groundwater IRM Shutdown
OU1 GWTS Startup
OU2 GWTS Startup
Non-detect sample results are represented with open symbols.

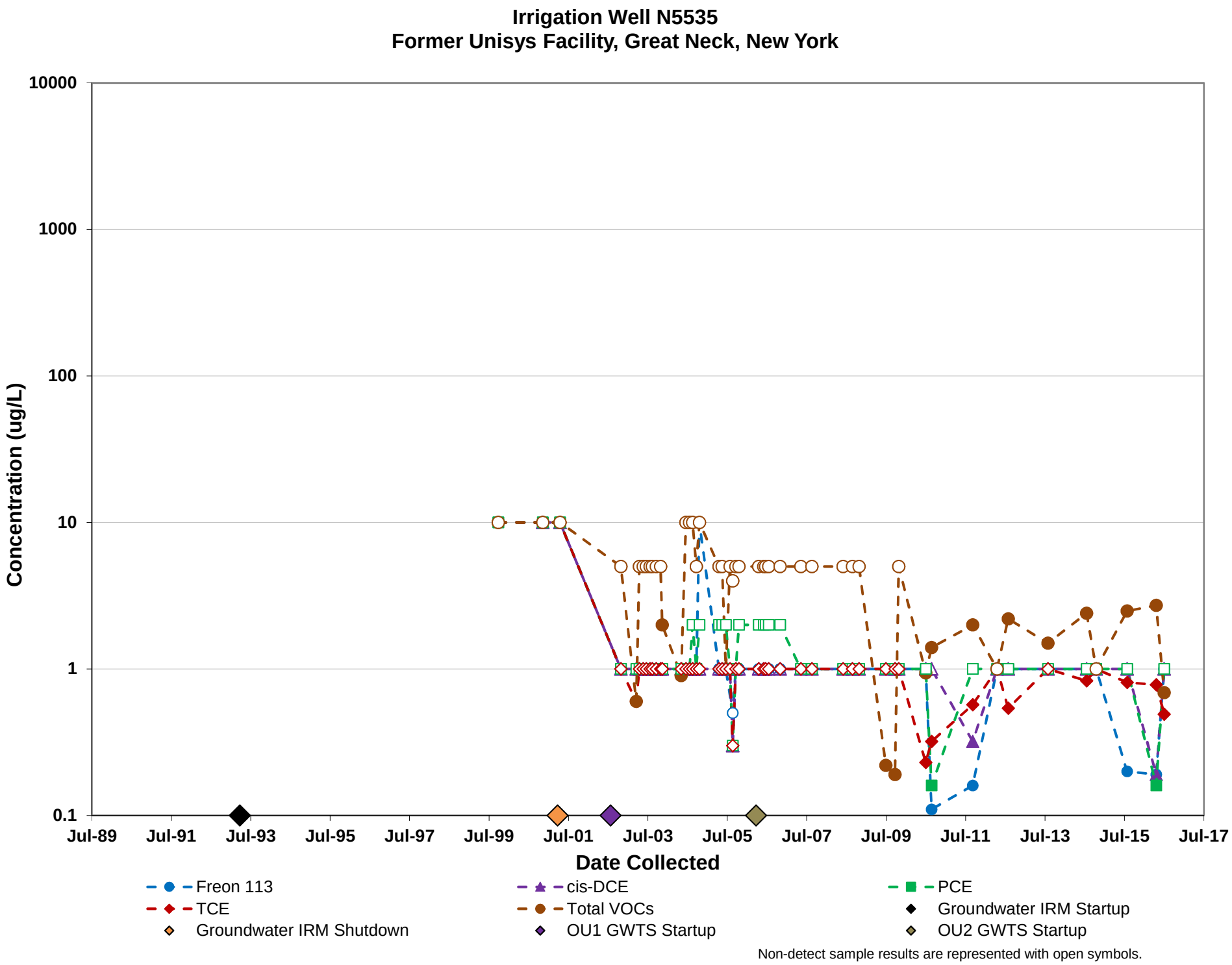
Irrigation Well N5535
Former Unisys Facility, Great Neck, New York
Concentration (ug/L)
10000
1000
100
10
1
0.1
Jul-89
Jul-91
Jul-93
Jul-95
Jul-97
Jul-99
Jul-01
Jul-03
Jul-05
Jul-07
Jul-09
Jul-11
Jul-13
Jul-15
Jul-17
Date Collected
Freon 113
cis-DCE
PCE
TCE
Total VOCs
Groundwater IRM Startup
Groundwater IRM Shutdown
OU1 GWTS Startup
OU2 GWTS Startup
Non-detect sample results are represented with open symbols.

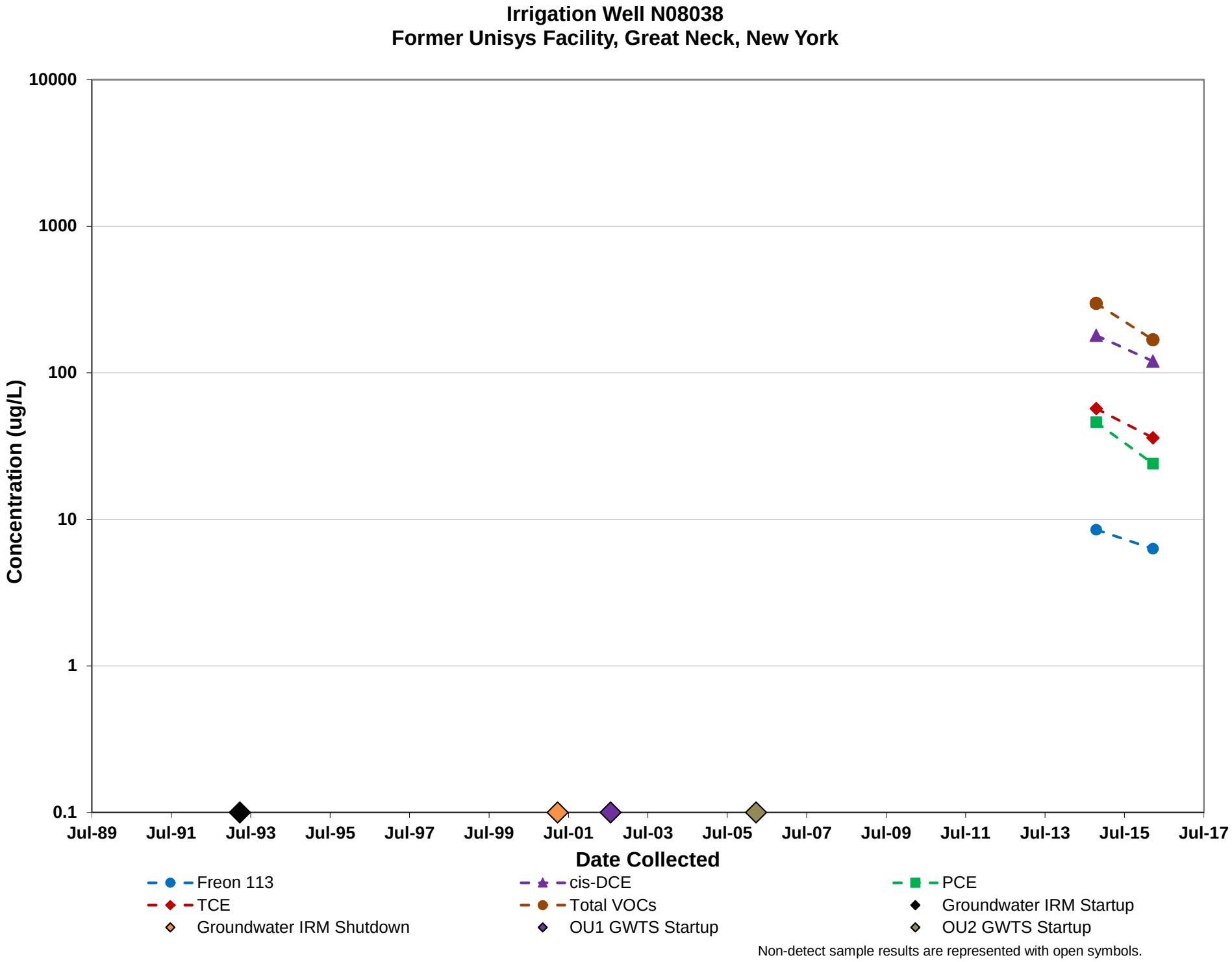
Irrigation Well N08038
Former Unisys Facility, Great Neck, New York
10000
1000
100
10
1
0.1
Concentration (ug/L)
Jul-89
Jul-91
Jul-93
Jul-95
Jul-97
Jul-99
Jul-01
Jul-03
Jul-05
Jul-07
Jul-09
Jul-11
Jul-13
Jul-15
Jul-17
Date Collected
Freon 113
cis-DCE
PCE
TCE
Total VOCs
Groundwater IRM Startup
Groundwater IRM Shutdown
OU1 GWTS Startup
OU2 GWTS Startup
Non-detect sample results are represented with open symbols.

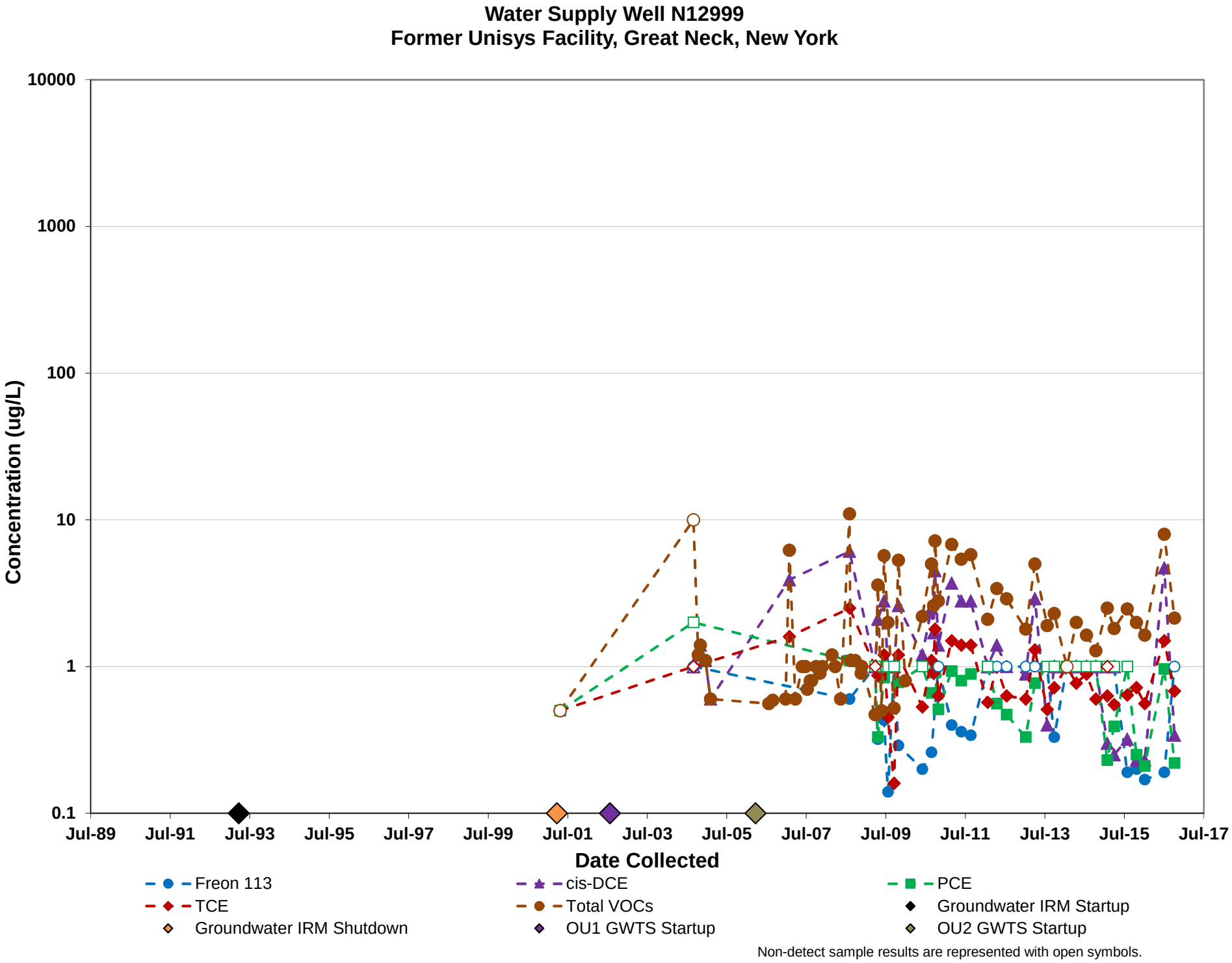
Water Supply Well N12999
Former Unisys Facility, Great Neck, New York
Concentration (ug/L)
10000
1000
100
10
1
0.1
Jul-89
Jul-91
Jul-93
Jul-95
Jul-97
Jul-99
Jul-01
Jul-03
Jul-05
Jul-07
Jul-09
Jul-11
Jul-13
Jul-15
Jul-17
Date Collected
Freon 113
cis-DCE
PCE
TCE
Total VOCs
Groundwater IRM Startup
Groundwater IRM Shutdown
OU1 GWTS Startup
OU2 GWTS Startup
Non-detect sample results are represented with open symbols.

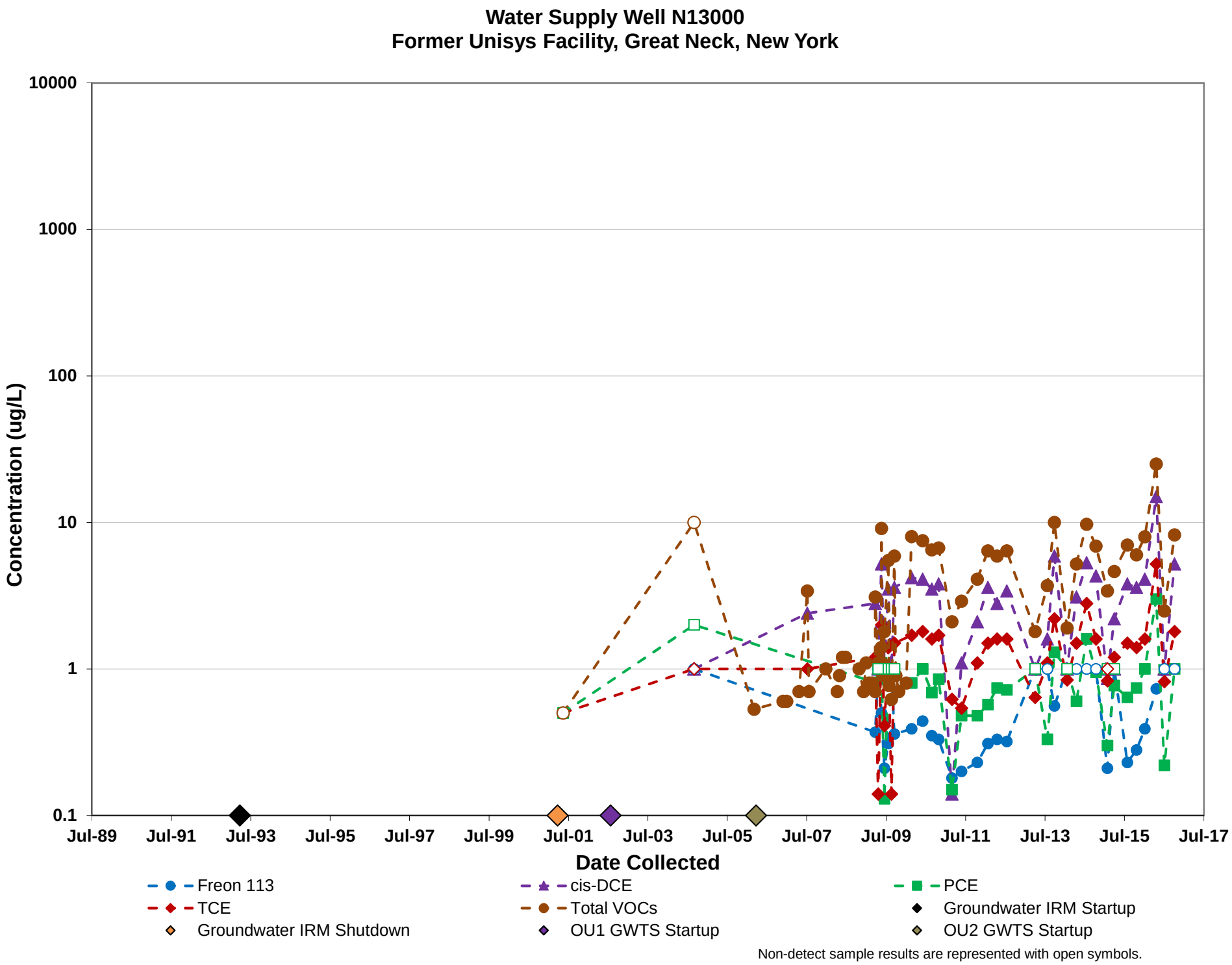
Water Supply Well N13000
Former Unisys Facility, Great Neck, New York
Concentration (ug/L)
10000
1000
100
10
1
0.1
Jul-89
Jul-91
Jul-93
Jul-95
Jul-97
Jul-99
Jul-01
Jul-03
Jul-05
Jul-07
Jul-09
Jul-11
Jul-13
Jul-15
Jul-17
Date Collected
Freon 113
cis-DCE
PCE
TCE
Total VOCs
Groundwater IRM Startup
Groundwater IRM Shutdown
OU1 GWTS Startup
OU2 GWTS Startup
Non-detect sample results are represented with open symbols.

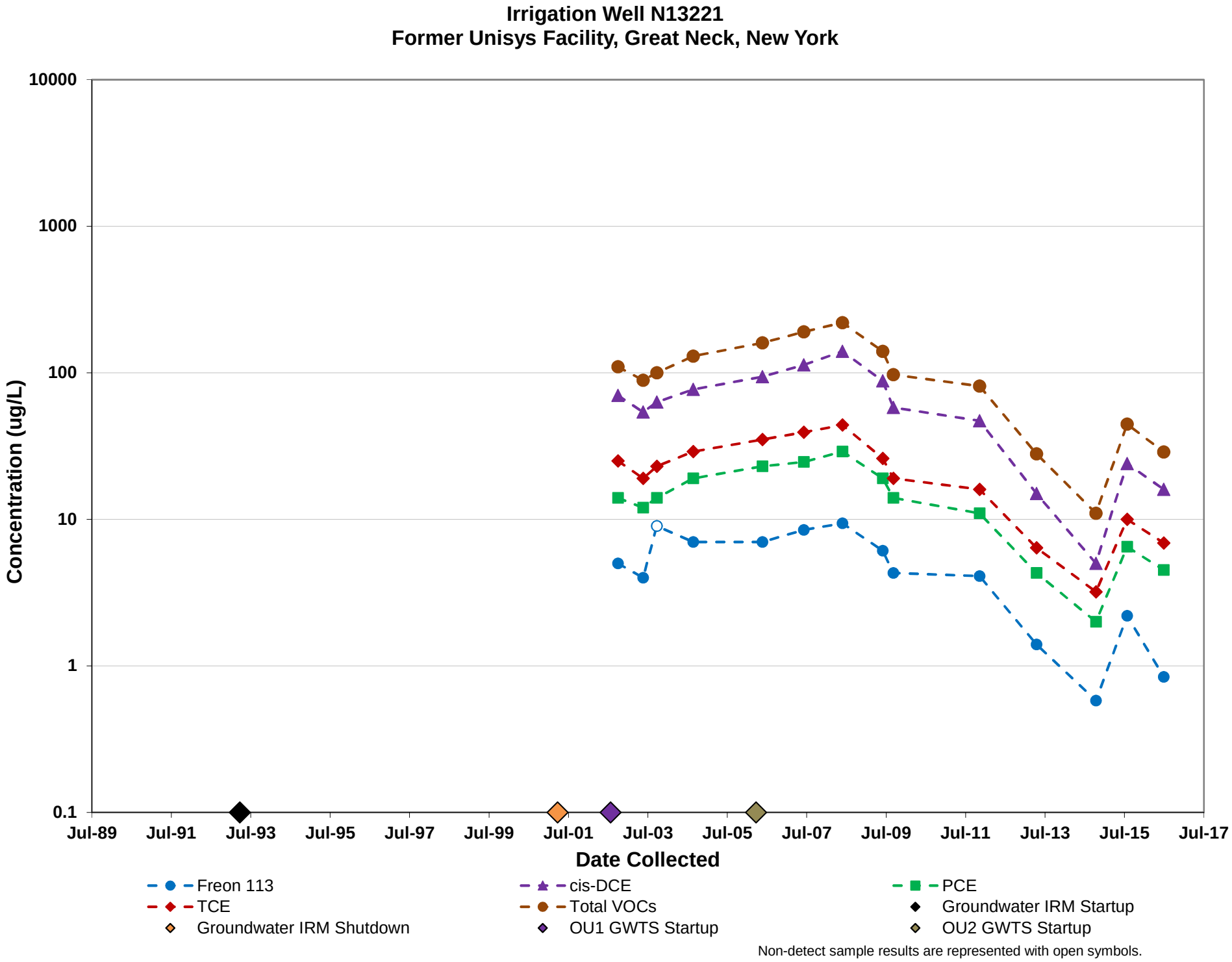
Irrigation Well N13221
Former Unisys Facility, Great Neck, New York
Concentration (ug/L)
10000
1000
100
10
1
0.1
Jul-89
Jul-91
Jul-93
Jul-95
Jul-97
Jul-99
Jul-01
Jul-03
Jul-05
Jul-07
Jul-09
Jul-11
Jul-13
Jul-15
Jul-17
Date Collected
Freon 113
cis-DCE
PCE
TCE
Total VOCs
Groundwater IRM Startup
Groundwater IRM Shutdown
OU1 GWTS Startup
OU2 GWTS Startup
Non-detect sample results are represented with open symbols.

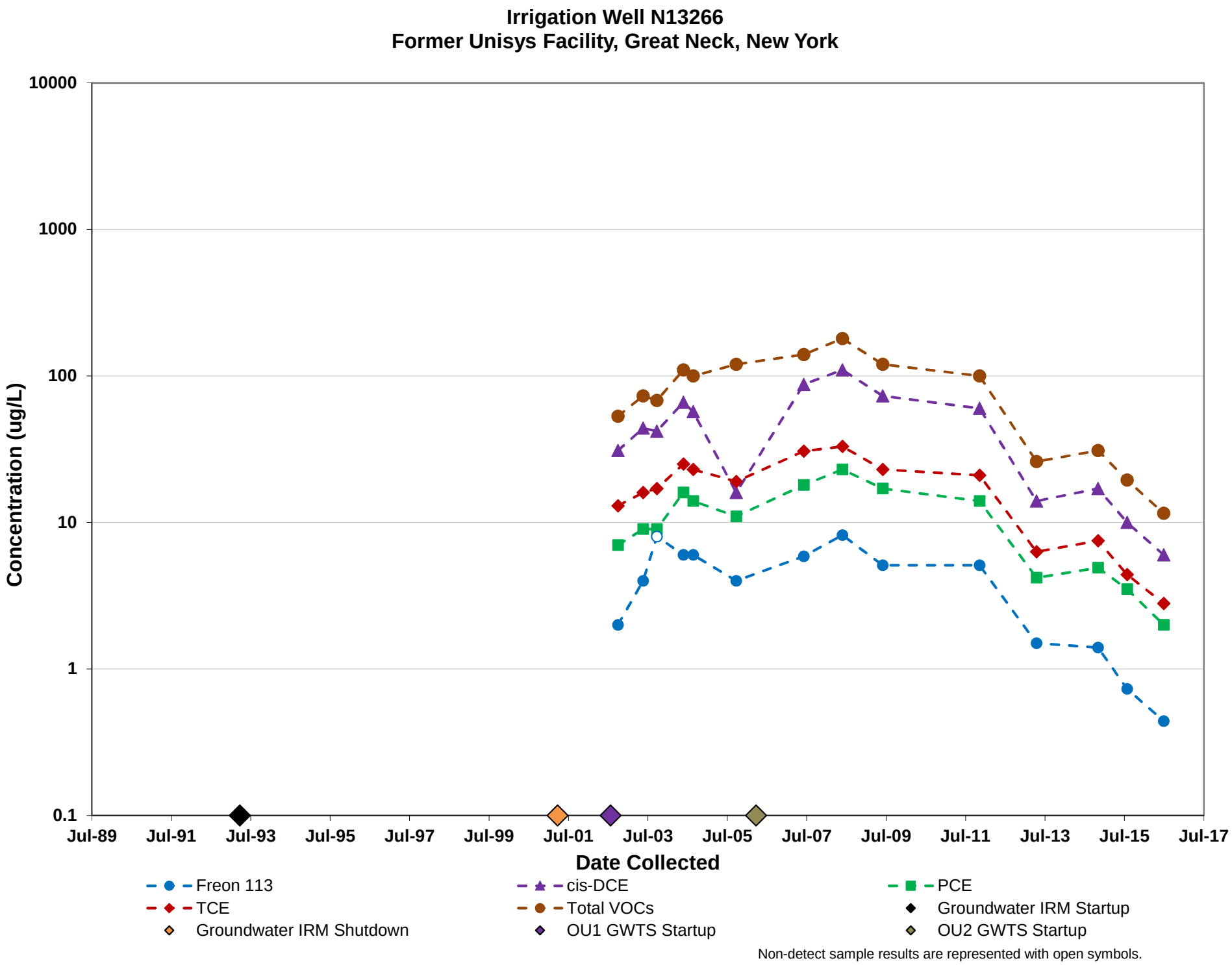
Irrigation Well N13266
Former Unisys Facility, Great Neck, New York
Concentration (ug/L)
10000
1000
100
10
1
0.1
Jul-89
Jul-91
Jul-93
Jul-95
Jul-97
Jul-99
Jul-01
Jul-03
Jul-05
Jul-07
Jul-09
Jul-11
Jul-13
Jul-15
Jul-17
Date Collected
Freon 113
cis-DCE
PCE
TCE
Total VOCs
Groundwater IRM Startup
Groundwater IRM Shutdown
OU1 GWTS Startup
OU2 GWTS Startup
Non-detect sample results are represented with open symbols.

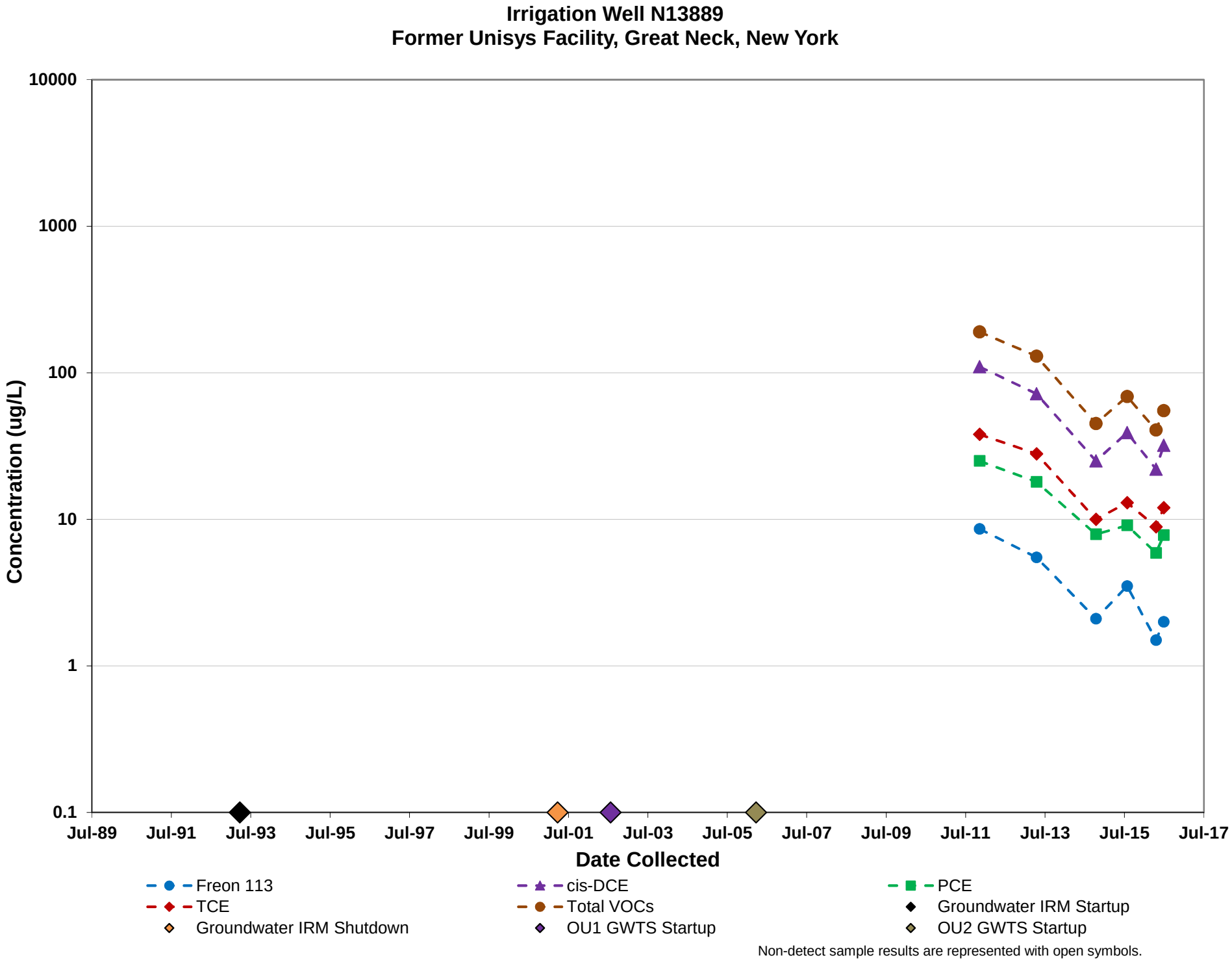
Irrigation Well N13889
Former Unisys Facility, Great Neck, New York
Concentration (ug/L)
10000
1000
100
10
1
0.1
Jul-89
Jul-91
Jul-93
Jul-95
Jul-97
Jul-99
Jul-01
Jul-03
Jul-05
Jul-07
Jul-09
Jul-11
Jul-13
Jul-15
Jul-17
Date Collected
Freon 113
cis-DCE
PCE
TCE
Total VOCs
Groundwater IRM Startup
Groundwater IRM Shutdown
OU1 GWTS Startup
OU2 GWTS Startup
Non-detect sample results are represented with open symbols.

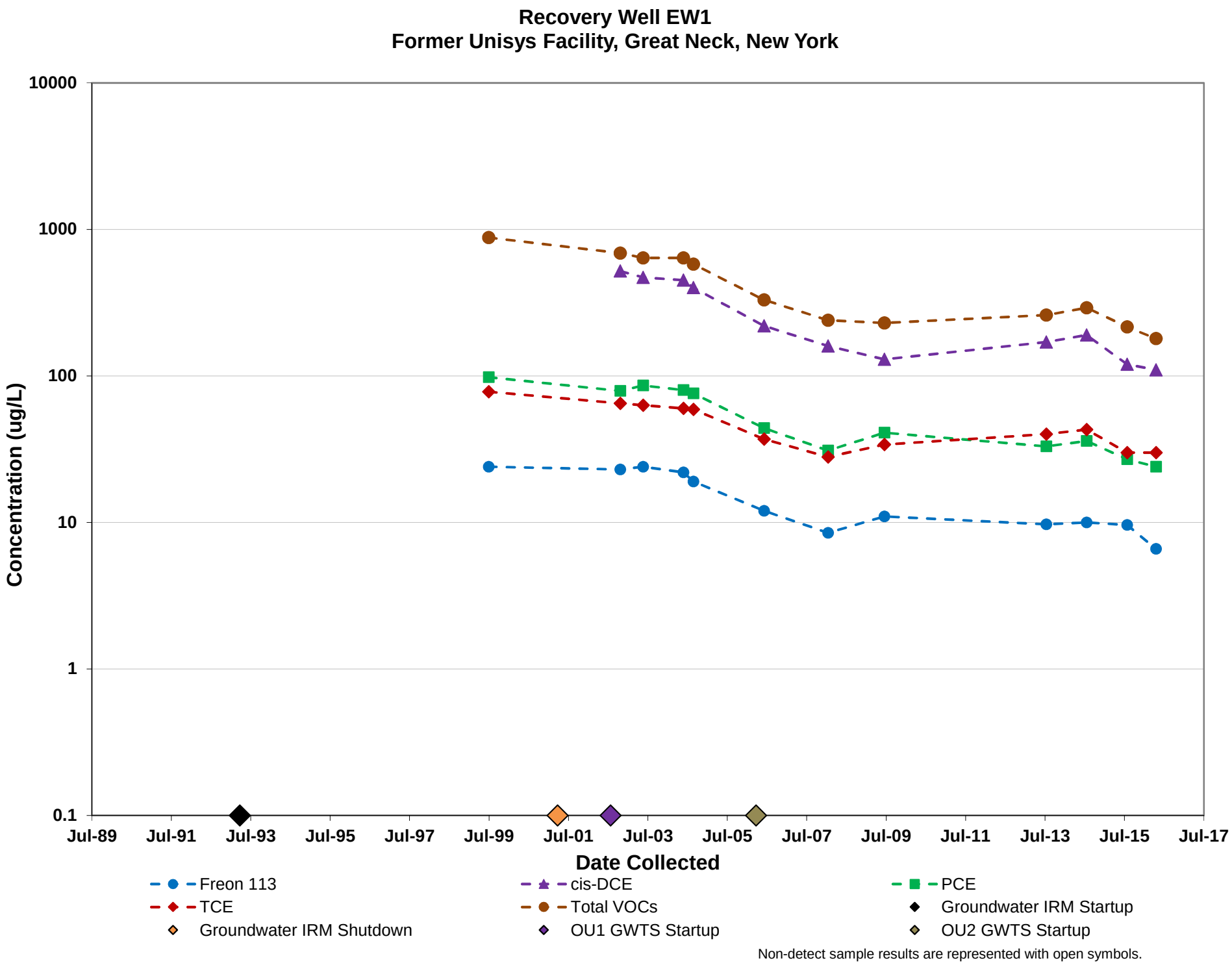
Recovery Well EW1
Former Unisys Facility, Great Neck, New York
Concentration (ug/L)
10000
1000
100
10
1
0.1
Jul-89
Jul-91
Jul-93
Jul-95
Jul-97
Jul-99
Jul-01
Jul-03
Jul-05
Jul-07
Jul-09
Jul-11
Jul-13
Jul-15
Jul-17
Date Collected
Freon 113
cis-DCE
PCE
TCE
Total VOCs
Groundwater IRM Startup
Groundwater IRM Shutdown
OU1 GWTS Startup
OU2 GWTS Startup
Non-detect sample results are represented with open symbols.

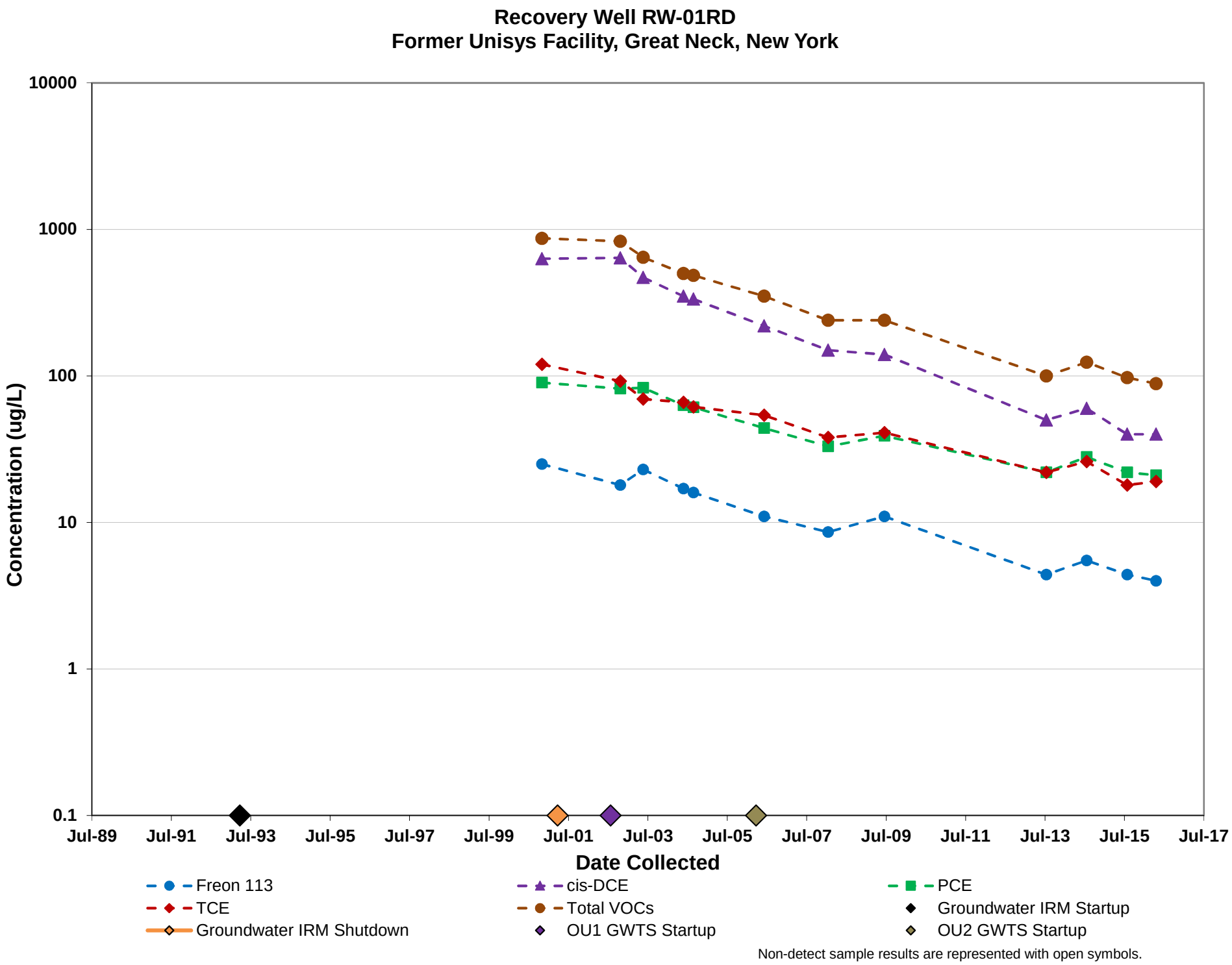
Recovery Well RW-01RD
Former Unisys Facility, Great Neck, New York
Concentration (ug/L)
10000
1000
100
10
1
0.1
Jul-89
Jul-91
Jul-93
Jul-95
Jul-97
Jul-99
Jul-01
Jul-03
Jul-05
Jul-07
Jul-09
Jul-11
Jul-13
Jul-15
Jul-17
Date Collected
Freon 113
cis-DCE
PCE
TCE
Total VOCs
Groundwater IRM Startup
Groundwater IRM Shutdown
OU1 GWTS Startup
OU2 GWTS Startup
Non-detect sample results are represented with open symbols.

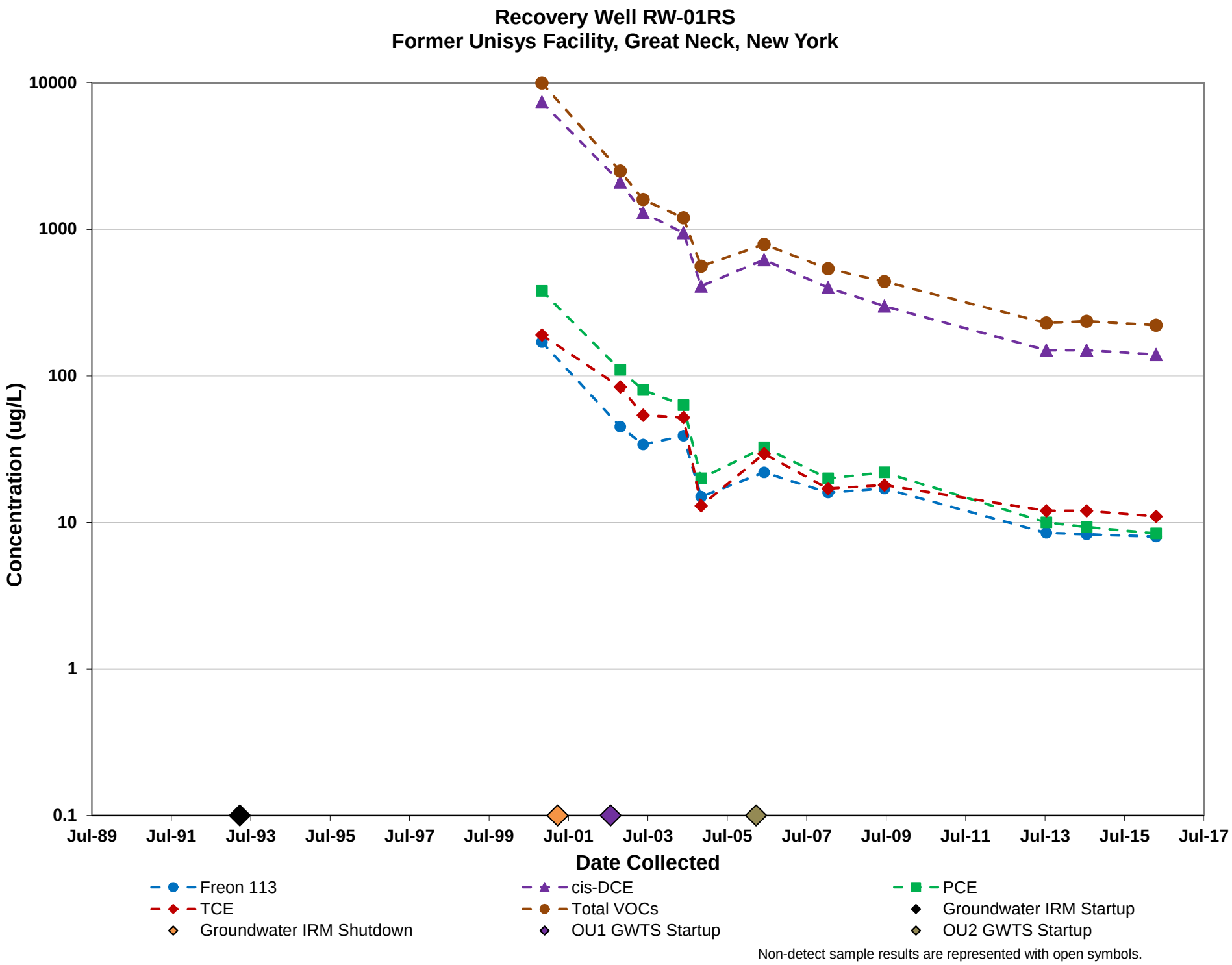
Recovery Well RW-01RS
Former Unisys Facility, Great Neck, New York
Concentration (ug/L)
10000
1000
100
10
1
0.1
Jul-89
Jul-91
Jul-93
Jul-95
Jul-97
Jul-99
Jul-01
Jul-03
Jul-05
Jul-07
Jul-09
Jul-11
Jul-13
Jul-15
Jul-17
Date Collected
Freon 113
cis-DCE
PCE
TCE
Total VOCs
Groundwater IRM Startup
Groundwater IRM Shutdown
OU1 GWTS Startup
OU2 GWTS Startup
Non-detect sample results are represented with open symbols.

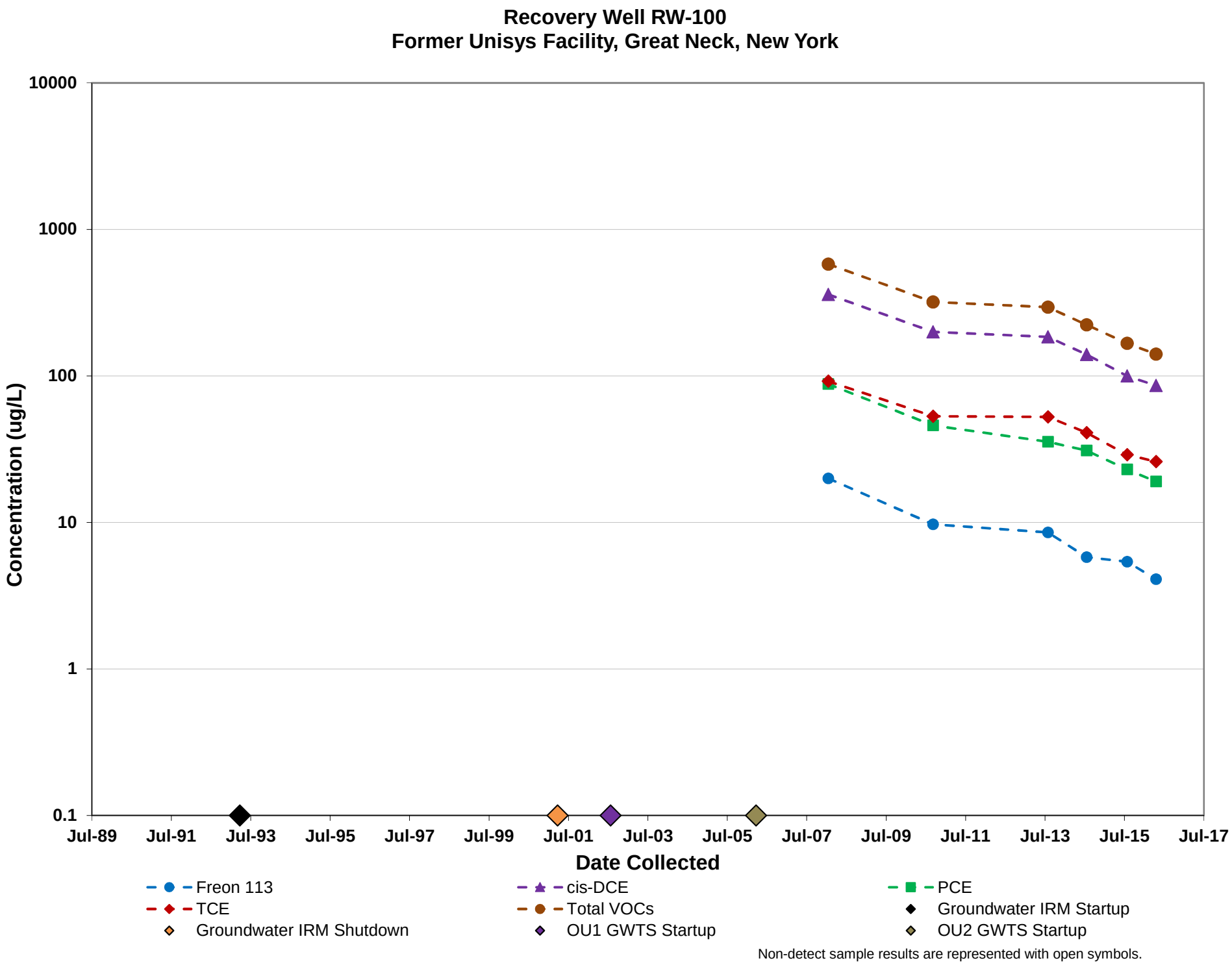
Recovery Well RW-100
Former Unisys Facility, Great Neck, New York
10000
1000
100
10
1
0.1
Concentration (ug/L)
Jul-89
Jul-91
Jul-93
Jul-95
Jul-97
Jul-99
Jul-01
Jul-03
Jul-05
Jul-07
Jul-09
Jul-11
Jul-13
Jul-15
Jul-17
Date Collected
Freon 113
cis-DCE
PCE
TCE
Total VOCs
Groundwater IRM Startup
Groundwater IRM Shutdown
OU1 GWTS Startup
OU2 GWTS Startup
Non-detect sample results are represented with open symbols.