SOIL VAPOR MONITORING REPORT 2019

Former Unisys Facility – Great Neck
1111 Marcus Avenue
Lake Success, New York 11020
NYSDEC Site ID# 130045

Prepared for:
Lockheed Martin Corporation

Prepared by:
Wood
214-25 42nd Avenue, Suite 3R
Bayside, NY 11361

June 2019

Submitted To:
Division of Environmental Remediation
New York State Department of Environmental Conservation, Region 1
SUNY Stony Brook
50 Circle Road
Stony Brook, New York 11790

William Weber, PE – Project Manager

Eric Weinstock, PG – Task Manager

TABLE OF CONTENTS

Section **Page**

Acronyms and Abbreviations ..... **iii**

Section 1 INTRODUCTION **1-1**

Section 2 SITE DESCRIPTION AND SITE HISTORY **2-1**

2.1 Site History 2-1

2.2 Background 2-2

Section 3 SAMPLING METHODOLOGY **3-1**

3.1 Soil Vapor Sampling 3-1

Section 4 SOIL VAPOR RESULTS **4-1**

Section 5 CONCLUSIONS AND RECOMMENDATIONS **5-1**

5.1 Soil Vapor Sampling Conclusions 5-1

5.2 Recommendations 5-1

Section 6 REFERENCES **6-1**

LIST OF FIGURES

Figure 1 Site Location Map
Figure 2 Nested Soil Vapor Sampling Locations – Main Building
Figure 3 Nested Well Vapor Sampling Results (2011 to 2019)
Figure 4 Cross-Section Location Map
Figure 5 Cross-Section A-A' with PCE Soil Vapor Concentrations (µg/m^3)
Figure 6 Cross-Section A-A' with TCE Soil Vapor Concentrations (µg/m^3)
Figure 7 Cross-Section B-B' with PCE Soil Vapor Concentrations (µg/m^3)
Figure 8 Cross-Section B-B' with TCE Soil Vapor Concentrations (µg/m^3)

LIST OF TABLES

Table 1 Summary of 2019 Soil Vapor Samples from Existing Nested Wells
Table 2 Nested Well Soil Vapor Analytical Results

TABLE OF CONTENTS (CONTINUED)

APPENDICES

Appendix A— Soil Vapor Monitoring Work Plan 2019, Former Unisys Facility – Great Neck, Lake Success, New York
Appendix B— Nested Well Soil Vapor Analytical Laboratory Reports and Data Validation Forms
Appendix C— Nested Well Soil Vapor Sample Collection Logs

ACRONYMS AND ABBREVIATIONS

$\mu g/m^3$	micrograms per cubic meter
AMEC	AMEC E&E PC
dec.	decrease in concentration
DUSR	Data Usability Summary Report
ft. bgs	feet below ground surface
HASP	Health and Safety Plan
IA	indoor air
inc.	increase in concentration
in. WC	inches of water column
Lockheed Martin	Lockheed Martin Corporation
Loral	Loral Corporation
NYSDEC	New York State Department of Environmental Conservation
NYSDOH	New York State Department of Health
PCE	tetrachloroethene
RAA	Remedial Alternatives Analysis
Site	former Unisys Facility, 1111 Marcus Avenue, Village of Lake Success, New York
SOP	standard operating procedure
Sperry	Sperry Gyroscope Company
SSDS	Sub-Slab Depressurization System
SSV	sub-slab vapor
TCE	trichloroethene
TestAmerica	TestAmerica, Inc.
Tetra Tech	Tetra Tech, Inc.
USEPA	United States Environmental Protection Agency
VI	vapor intrusion
VOCs	volatile organic compounds
yr.	year compared to previous year

SECTION 1
INTRODUCTION

On behalf of Lockheed Martin Corporation (Lockheed Martin), AMEC E&E, PC (AMEC) has prepared this 2019 Soil Vapor Monitoring Report for the main building at the former Unisys Facility ("the site", Site No.130045) located at 1111 Marcus Avenue, Village of Lake Success, New York (Figure 1). This report presents data collected during the 2019 annual soil vapor monitoring event. A revised *Soil Vapor Monitoring Work Plan 2019, Former Unisys Facility – Great Neck, Lake Success, New York*, detailing the nested well sampling, was submitted to the New York State Department of Environmental Conservation (NYSDEC) and New York State of Department of Health (NYSDOH) on January 2, 2019 and was approved on February 13, 2019. This work plan is included as Appendix A of this report.

The purpose of sampling the nested wells is to: (1) evaluate changes in volatile organic compound (VOC) concentrations in soil vapor at various depths; and (2) assess the levels of soil vapor contamination that may continue to exist beneath and outside the main building.

In accordance with the approved Work Plan, soil vapor samples were collected from nested wells located beneath and adjacent to the main building. The soil vapor data from these nested points represent conditions at various depths, corresponding to the screened intervals of the nested wells. This report presents a brief summary of site background, sampling methodology, sampling results, and an evaluation of the 2019 soil vapor from nested points under and around the main building.

SECTION 2
SITE DESCRIPTION AND SITE HISTORY

2.1 SITE HISTORY

The former Unisys Facility was an active manufacturing facility from its startup in 1941 until approximately 1995, when most manufacturing activities ceased. Some activities, including limited assembly, integration, prototype development and testing, and/or engineering and administrative duties continued at the site through early 1999. The former Unisys Facility was originally designed and built by the United States government and was operated under a contract with the Sperry Gyroscope Company (Sperry) from 1941 to 1951. In 1951, the property was sold to Sperry, which merged with Burroughs in 1986 to form the Unisys Corporation. In 1995, Loral Corporation (Loral) acquired the assets of Unisys Defense Systems, a division of Unisys Corporation. In early 1996, Loral's electronics and systems integration businesses were purchased by Lockheed Martin. The property was sold by Lockheed Martin in early 2000 and the buildings were converted to commercial rental space.

The former Unisys Facility occupies 90.5 acres and includes the main building and three smaller buildings (LA Fitness, Powerhouse, and the garage building) located south of the main building. The main building and the LA Fitness building house several tenants that use the lease space for office areas, a small cafeteria, an outpatient hospital, distribution centers, maintenance spaces, and a fitness center. The site previously included 3.5 acres that were sold to the Town of North Hempstead and are now used as soccer fields. The Powerhouse continues to serve as the power distribution center. The majority of the garage building has been converted into the active Sub-Slab Depressurization System (SSDS) process facility, which houses the process equipment for the SSDS that serves the main building and the garage. The remaining portions of the property consist of paved areas (parking lots), transformer stations, and three storm water recharge basins. A general layout of the site, including major tenants occupying the first floor of the main building as of June 2018, is shown on Figure 2.

In the past, the facility was used to manufacture a wide range of defense-related products including navigational systems for United States Navy nuclear submarines (Trident Program), navigational sonar equipment, radar tracking systems (North Warning System), and weather radar systems (NEXRAD). Past manufacturing processes included the following: metal casting, chemical etching, degreasing, plating, painting, metal finishing, machining, electronic circuit board manufacturing, and assembly. Chemicals used during manufacturing at the plant included halogenated and non-halogenated hydrocarbon solvents, cutting oils, paints, fuel oils, acids, caustics, and inorganic plating compounds. On May 1, 1991, NYSDEC designated the former Unisys Facility as a Class 2 site (No. 130045) in the registry of Inactive Hazardous Waste Disposal Sites in New York State.

2.2 BACKGROUND

In response to NYSDOH's Final Vapor Intrusion (VI) Guidance (NYSDOH, 2006), Lockheed Martin conducted an initial indoor air and sub-slab vapor investigation in 2007 (ARCADIS, 2008). In March 2008, a temporary SSDS, referred to as the eastern SSDS, was installed as an interim measure in the northeast corner of the main building to address trichloroethene (TCE) concentrations above the NYSDOH indoor air guidance levels and elevated levels of other VOCs in the sub-slab vapor. In November 2008, another temporary SSDS, referred to as the central SSDS, was installed in the south-central portion of the main building (currently Antech space) to address carbon tetrachloride concentrations above NYSDOH indoor air guidance levels and other elevated VOCs in the sub-slab vapor. Subsequent to these temporary SSDS installations, sub-slab vapor and indoor air sampling events conducted between 2009 and 2013 demonstrated that VOC concentrations in indoor air were reduced to below the NYSDOH indoor air guidance levels, and carbon tetrachloride, tetrachloroethene (PCE), and TCE concentrations in sub-slab vapor were either decreasing or remained constant.

To eliminate potential preferential pathways for sub-slab VOC migration into indoor air across the entire main building and the garage, Lockheed Martin prepared a Vapor Mitigation Conceptual Design (ARCADIS, 2010) to construct an active SSDS covering the entire footprint of both these buildings in October 2010. Subsequent to NYSDEC approval of this design, the SSDS was constructed between August 2011 and June 2013. The temporary central and eastern SSDSs were connected to the SSDS covering the main building and garage, and the SSDS has been in

continuous operation since September 2013. The design goal of the SSDS is to maintain a minimum of -0.004 inches of water column (in. WC) differential pressure between the sub-slab and the indoor air. The design goal of the soil vapor extraction (SVE) wells within the Resource Conservation and Recovery Act Area of Concern Number 9 (Area 9) former plating vaults located beneath the slab near the center of the building is to maintain a minimum of -0.10 in. WC differential pressure between the sub-slab and the indoor air. The step tests conducted on selected SSDS extraction points and the annual nested well sampling results indicated that the SSDS extraction wells influence up to approximately 25 feet below ground surface (ft bgs).

SECTION 3
SAMPLING METHODOLOGY

This report presents the details of the 2019 soil vapor sampling event in and around the main building. All sample locations and sampling methodologies are presented in the sections below. Field work for the 2019 sampling event was completed between February 13 through 19, 2019. All field activities were conducted in accordance with the approved *Soil Vapor Monitoring Work Plan 2019, Former Unisys Facility – Great Neck, Lake Success, New York* (AMEC, 2019a) and the *Site-Wide Health and Safety Plan* (HASP) (AMEC, 2019b).

3.1 SOIL VAPOR SAMPLING

Between February 13 and 19, 2019, a total of 98 soil vapor and 11 duplicate samples were collected from 22 nested wells, located inside and outside of the main building (Figure 2). All samples were collected in accordance with the standard operating procedure (SOP) included in the approved Work Plan. Table 1 presents a summary of the soil vapor samples collected from nested wells. Each nested well contains two to eight distinct sampling intervals located at varying depths. Each sampling interval is constructed of a 1-inch diameter, 6-inch long vapor screen connected to a piece of Teflon tubing that extends vertically to grade. A sand pack fills the annular space around the sampling intervals and a bentonite plug creates a seal between the sampling intervals and the surface. Field duplicate samples were collected at a frequency of greater than 10 percent, for a total of 11 samples. The primary and duplicate samples were obtained simultaneously using a "T" connection. Sample collection dates were contingent on access from individual tenants for nested wells located inside the main building. At the request of Northwell Health, nested wells within Northwell Health spaces were sampled over the weekend (February 16, 2019).

Vapor samples were collected using 6-liter, batch-certified stainless-steel Summa canisters equipped with 4-hour flow controllers, in-line particulate filters, and vacuum gauges. The samples were shipped with completed chain-of-custody forms to ALS Environmental in Simi Valley, California. The samples were analyzed for VOCs by modified United States Environmental Protection Agency (USEPA) Method TO-15 on a standard turn-around basis. Analysis for Freon

22 and Freon 115 were added to the standard TO-15 list, consistent with previous sampling events. Sample results are discussed in Section 4.

SECTION 4
SOIL VAPOR RESULTS

The analytical results for the nested well soil vapor samples collected in 2019 are provided in Table 2. All laboratory data generated during the soil vapor sampling event were reviewed and validated by AMEC in accordance with NYSDEC guidance for Data Usability Summary Reports (DUSR) (NYSDEC, 2010) and USEPA guidelines. Holding times, blank contamination, gas chromatography/mass spectrometry performance check (Tuning) summaries, internal standard area performance, initial and continuing calibration results, matrix duplicate/laboratory control samples and target compound identification, and quantitation were reviewed during this process. The quality assurance/quality control review did not result in the rejection or alteration of any sampling results, although some data are qualified as "estimated," and data qualifiers were added to the data when necessary. Overall, the data were found to be acceptable when used with the appropriate qualifiers. The complete set of analytical results and data validation forms is included in Appendix B. Sample collection logs completed during the sampling events are included in Appendix C.

Out of the 109 soil vapor samples (including duplicate samples) collected during the 2019 sampling event, PCE and TCE were detected in 94 and 96 samples, respectively. PCE concentrations ranged from non-detect to 100,000 micrograms per cubic meter ($\mu g/m^3$), while TCE concentrations ranged from non-detect to 340,000 $\mu g/m^3$. Six sample intervals, (VP 105-32; VP 106-28; VP 106-56; VP 1-5; VP 5-5; VP 2-5) were unable to be sampled in 2019 due to the presence of water in the line. Several attempts to remove water from the lines were not successful.

The annual soil vapor sampling results for PCE and TCE concentrations detected from 2011 to 2019 are shown on Figure 4. The 2014 to 2019 results represent soil vapor concentrations measured after operation of the SSDS covering the main building and garage began in September 2013, with the SSDS operating at the time of sampling events. The lowest concentrations of PCE and TCE detected in soil vapor in 2019 were collected from sample locations outside of the main building, and beneath the main building, west of column 6.

Data Evaluation

To present the results of the sample analysis in a manner where upon the reader can readily assess the data in a usable format, the sampling points were divided into the following categories:

- Sampling Points located within a depth of 0 to 25 feet and Located within the Building Footprint
- Sampling Points located within a depth of 25 to 84 feet and Located within the Building Footprint
- Sampling Points locatedOutside the Building Footprint

For the points located within the building footprint, the locations are separated as being either in the western or eastern portion of the building. The number 8 column was used to establish the west/east dividing line (see Figure 2). Column line 8 was chosen as historically the highest concentrations of VOCs have been observed east of this line, while concentrations west of this line have historically been comparatively lower. All of the PCE and TCE results (which are the most useful indicator compounds) are presented in detail on the tables and figures included in this report. The NYSDOH has guidance in the form of matrices for sub slab vapor (i.e.: the vapor just below the building slab). For evaluation purposes, the results of the samples collected in the upper 25 feet were applied to these guidance values.

In May 2017 updated decision matrices of the NYSDOH Vapor Intrusion Guidance lowered the mitigation threshold for TCE in sub-slab soil vapors from 250 $\mu g/m^3$ to 60 ug/m^3. The mitigation threshold for PCE in sub-slab soil vapor remained at 1,000 $\mu g/m^3$. Analytical results from samples collected from the following locations exceeded these criteria as shown below:

Sampling Points Situated within a depth of 0 to 25 feet and Located within the Building Footprint

Western Points	TCE (Guidance – 60 ug/m^3)	PCE (Guidance – 1,000 ug/m^3)	Comments
VP-102	Less than Guidance value	Less than Guidance value	Similar to last year
VP-103	Sample at 20 feet slightly exceeded guidance value	Less than Guidance value	Similar to last year
VP-104	Sample at 19 feet slightly exceeded guidance value	Less than Guidance value	TCE inc. at 19 feet PCE dec. at 19 feet

Eastern Points	TCE (Guidance - 60 ug/m^3)	PCE (Guidance – 1,000 ug/m^3)	Comments
VP-107	Sample at 20 feet exceeded guidance value significantly	Sample at 20 feet exceeded guidance value	Both 20 ft. samples increased since last yr.
LIJ-VP-7	Sample at 20 feet exceeded guidance value significantly	Sample at 20 feet exceeded guidance value	Both 20 ft. samples increased since last yr.
VP-8 & VP-8D	Less than Guidance value	Less than Guidance value	Similar to last year
VP-NYS DEC-5	Sample at 20 feet exceeded guidance value	Less than Guidance value	Both 20 ft. samples increased since last yr.
VP-9	Sample at 20 feet slightly exceeded guidance value	Less than Guidance value	Similar to last year
VP-105	Less than Guidance value	Less than Guidance value	Similar to last year
FPM-20	Less than Guidance value	Less than Guidance value	Similar to last year

In the upper 25 feet below the building footprint, there were two exceedances of the NYSDOH Vapor Intrusion Guidance at the points located in the western portion of the building, both located at depths of 19 feet or greater. Below the eastern portion of the building, there were no exceedances of NYSDOH Vapor Intrusion Guidance in the upper 10 feet and only four exceedances in the upper 25 feet. Highest concentrations were observed near the center of the building (VP-107 and LIJ-VP-7).

Sampling Points Situated within a depth of 25 to 84 feet and Located within the Building Footprint

Points located at depths greater than 25 feet are beyond the expected range of influence of the SSDS. Therefore, for evaluation purposes those points were assigned one of the following criteria: less than 1,000 ug/m^3; greater than 1,000 ug/m^3; greater than 10,000 ug/m^3; and greater than 100,000 ug/m^3 as shown below.

Western Points	Depth (ft.)	TCE ug/m^3	PCE ug/m^3	Comments
VP-102	51	Less than 1,000	Less than 1,000	Similar to last year
	58	Less than 1,000	Less than 1,000	Similar to last year
	61	Less than 1,000	Less than 1,000	Similar to last year
	74	Less than 1,000	Less than 1,000	Similar to last year
VP-103	30	Less than 1,000	Less than 1,000	Similar to last year
	40	Less than 1,000	Less than 1,000	Similar to last year
	50	Less than 1,000	Less than 1,000	Similar to last year
	62	Less than 1,000	Less than 1,000	Similar to last year
	75	Less than 1,000	Less than 1,000	Similar to last year
VP-104	30	Less than 1,000	Less than 1,000	Similar to last year
	40	Less than 1,000	Less than 1,000	Similar to last year
	50	Less than 1,000	Less than 1,000	Similar to last year
	62	Less than 1,000	Less than 1,000	Similar to last year
	73	Less than 1,000	Less than 1,000	Similar to last year

Eastern Points	Depth (ft.)	TCE ug/m^3	PCE ug/m^3	Comments
VP-107	33	Greater than 100,000	Greater than 1,000	Decreased from last yr
	44	Greater than 10,000	Less than 1,000	Decreased from last yr
	60	Greater than 1,000	Less than 1,000	Decreased from last yr
	74	Greater than 1,000	Less than 1,000	Decreased from last yr
LIJ-VP-7	30	Greater than 100,000	Greater than 10,000	Decreased from last yr
	40	Greater than 1,000	Greater than 1,000	Decreased from last yr
	50	Greater than 1,000	Greater than 1,000	Decreased from last yr

Eastern Points	Depth (ft.)	TCE ug/m^3	PCE ug/m^3	Comments
VP-8 &	53	Greater than 10,000	Less than 1,000	Decreased from last yr
VP-8D	62	Greater than 10,000	Less than 1,000	Similar to last yr
	72	Greater than 10,000	Less than 1,000	TCE inc., PCE dec.

VP-NYS DEC 5	30	Greater than 10,000	Greater than 1,000	Increased from last yr
	40	Greater than 100,000	Greater than 1,000	Decreased from last yr
	50	Greater than 100,000	Greater than 1,000	Increased from last yr
VP-9	30	Greater than 1,000	Greater than 1,000	Similar to last yr
	40	Greater than 100,000	Greater than 10,000	Similar to last yr
	50	Greater than 10,000	Greater than 1,000	Increased from last yr
	60	Greater than 10,000	Greater than 1,000	Similar to last yr
VP-105	32	Not Sampled	Not Sampled	
	50	Greater than 1,000	Greater than 1,000	Decreased from last yr
	60	Greater than 1,000	Less than 1,000	TCE dec., PCE similar
	72	Greater than 1,000	Greater than 1,000	TCE dec., PCE inc.

Below the western portion of the building, there were no detections above 1,000 ug/m^3 in the soils greater than 25 feet below the building slab. Below the eastern portion of the building the readings displayed numerous detections greater than 10,000 ug/m^3 and 100,000 ug/m^3 with the highest detections at the 30 to 40-foot depth range.

Sampling Points Situated Outside the Building Footprint

For evaluation purposes, points located outside the footprint of the building were assigned one of the following criteria: less than 10 ug/m^3, less than 100 ug/m^3, less than 1,000 ug/m^3; greater than 1,000 ug/m^3; greater than 10,000 ug/m^3; and greater than 100,000 ug/m^3 as shown below.

VP-1	5	Not Sampled	Not Sampled	
	10	Less than 10	Less than 10	Similar to last year
	20	Less than 10	Less than 10	Similar to last year
	30	Less than 100	Less than 100	Similar to last year
VP-2	5	Not Sampled	Not Sampled	
	10	Less than 1,000	Less than 1,000	Similar to last year
	20	Less than 1,000	Less than 1,000	Similar to last year
	30	Less than 1,000	Less than 1,000	Similar to last year
VP-3 & 3D	5	Less than 10	Less than 10	Similar to last year
	10	Less than 10	Less than 100	Similar to last year
	20	Less than 100	Less than 1,000	Similar to last year
	30	Less than 100	Less than 1,000	Similar to last year
	40	Less than 100	Less than 1,000	Similar to last year
	51	Less than 1,000	Less than 1,000	Similar to last year
	61	Less than 1,000	Less than 1,000	Similar to last year
	73	Less than 100	Less than 100	Similar to last year

VP-4	5	Less than 10	Less than 10	Similar to last year
	10	Less than 10	Less than 10	Similar to last year
	20	Less than 10	Less than 10	Similar to last year
	30	Less than 100	Less than 100	Similar to last year
VP-5	5	Not Sampled	Not Sampled	
	10	Less than 10	Less than 10	Similar to last year
	20	Less than 100	Less than 100	Similar to last year
	30	Less than 1,000	Less than 1,000	Similar to last year
VP-6	5	Not Sampled	Not Sampled	
	10	Not Sampled	Not Sampled	
	20	Not Sampled	Not Sampled	
	30	Not Sampled	Not Sampled	
VP-101	5	Less than 10	Less than 10	Similar to last year
	15	Less than 10	Less than 10	Similar to last year
	27	Less than 100	Less than 100	Similar to last year
VP-106	5	Less than 10	Less than 10	Similar to last year
	11	Less than 10	Less than 10	Similar to last year
	19.5	Less than 10	Less than 100	Similar to last year
	28	Not Sampled	Not Sampled	
	56	Not Sampled	Not Sampled	
	72	Less than 10	Less than 10	TCE/PCE decreased
	84	Greater than 1,000	Less than 1,000	Similar to 2017
VP-108 & 108D	5	Less than 10	Less than 10	
	10	Less than 10	Less than 10	Similar to last year
	20	Less than 100	Less than 1,000	Similar to last year
	29.5	Greater than 1,000	Greater than 100,000	TCE/PCE decreased
	50.5	Less than 1,000	Less than 1,000	Similar to last year
	60	Less than 1,000	Less than 100	Similar to last year
	70	Less than 1,000	Less than 100	Similar to last year

The soil vapor detections at almost all of the points located outside of the building footprint were less than 1,000 ug/m^3. The exceptions were point VP-108 at 30 feet (which is located near the initial release and groundwater monitoring well MW-35) and point VP-106 at 84 feet (which is just above the water table along the northern side of the building).

SECTION 5
CONCLUSIONS AND RECOMMENDATIONS

5.1 SOIL VAPOR SAMPLING CONCLUSIONS

- In the upper 25 feet below the building footprint, there were two exceedances of the NYSDOH Vapor Intrusion Guidance at the points located in the western portion of the building, both at depths of 20 feet or greater. Below the eastern portion of the building, there were no exceedances of NYSDOH Vapor Intrusion Guidance in the upper 10 feet and only four exceedances in the upper 25 feet, at these locations: VP-107, VP-NYSDEC-5 and LIJ-VP-7. Highest concentrations were observed near the center of the building (VP-107 and LIJ-VP-7).

- Below the western portion of the building, there were no detections above 1,000 ug/m3 in the soil vapors greater than 25 feet below the building slab. Below the eastern portion of the building the readings displayed numerous detections greater than 10,000 ug/m3 and 100,000 ug/m3 with the highest detections at the 30 to 40-foot depth range.

- The soil vapor detections at almost all of the points located outside of the building footprint were less than 1,000 ug/m3. The exceptions were point VP-108 at 30 feet (which is located near the initial release and groundwater monitoring well MW-35) and point VP-106 at 84 feet (which is just above the water table along the northern side of the building).

5.2 RECOMMENDATIONS

- We recommend that a subsurface investigation using a Geoprobe equipped with a Membrane Interface Probe (MIP) be performed in the area around VP-108 and 108D to develop information, especially at the 30 to 40-foot depth interval, to be used to modify the existing SVE system.

- Monitoring at location VP-6 was discontinued in 2017. We recommend that sampling at locations VP-1, VP-4, VP-5, & VP-101 also be discontinued based on their distance from known contamination and a review of the historical data.

- The SSDS should continue to remain in operation with soil vapor sampling performed again next year in accordance with the Soil Vapor Monitoring Work Plan.

- In next year's report, Figure 3 should be divided into two figures with TCE results provided on one and PCE results provided on the other.

SECTION 6
REFERENCES

ARCADIS (2008). *Vapor Intrusion Sampling Report and Sampling Work Plan*. December.

ARCADIS (2010). *Vapor Mitigation Conceptual Design*. August.

ARCADIS (2011). *Draft Supplemental Perched Water Investigation Report, Former Unisys Corporation Site, Great Neck, New York.* October.

Amec (2019), *Soil Vapor Monitoring Work Plan 2019 Former Unisys Facility, Lake Success, New York. January.*

CDM Smith (2014). *Vadose Zone Model Documentation Report*. May.

New York State Department of Environmental Conservation (NYSDEC) (2010). *DER-10, Technical Guidance for Site Investigation and Remediation*, Appendix 2B, "Guidance for Data Deliverables and Development of Data Usability Summary Report." Division of Environmental Remediation. May.

New York State Department of Health (NYSDOH) (2006). *Guidance for Evaluating Soil Vapor Intrusion in the State of New York*. With updated set of Soil Vapor/Indoor Air Decision Matrices, 2017.

TetraTech (2017b). *Soil Vapor Monitoring Report 2017, Former Unisys Facility, Lake Success, New York*. July.

TetraTech (2018a) *Soil Vapor and Vapor Intrusion Monitoring Work Plan 2018, Former Unisys Facility – Great Neck, Lake Success, New York*. January.

TetraTech (2018b). *Project Specific Health and Safety Plan, Former Unisys Facility, Lake Success, New York*. March.

TetraTech (2018) *Soil Vapor and Indoor Air Monitoring Report 2018 Unisys Facility, Lake Success, New York. August*

URS Corporation (2015b). *Soil Vapor Monitoring Report 2015, Former Unisys Facility, Lake Success, New York*. July.

FIGURES

Figure 1 Site Location Map
Figure 2 Nested Soil Vapor Sampling Locations – Main Building
Figure 3 Nested Well Vapor Sampling Results (2011 to 2019)
Figure 4 Cross-Section Location Map
Figure 5 Cross-Section A-A' with PCE Soil Vapor Concentrations (µg/m^3)
Figure 6 Cross-Section A-A' with TCE Soil Vapor Concentrations (µg/m^3)
Figure 7 Cross-Section B-B' with PCE Soil Vapor Concentrations (µg/m^3)
Figure 8 Cross-Section B-B' with TCE Soil Vapor Concentrations (µg/m^3)

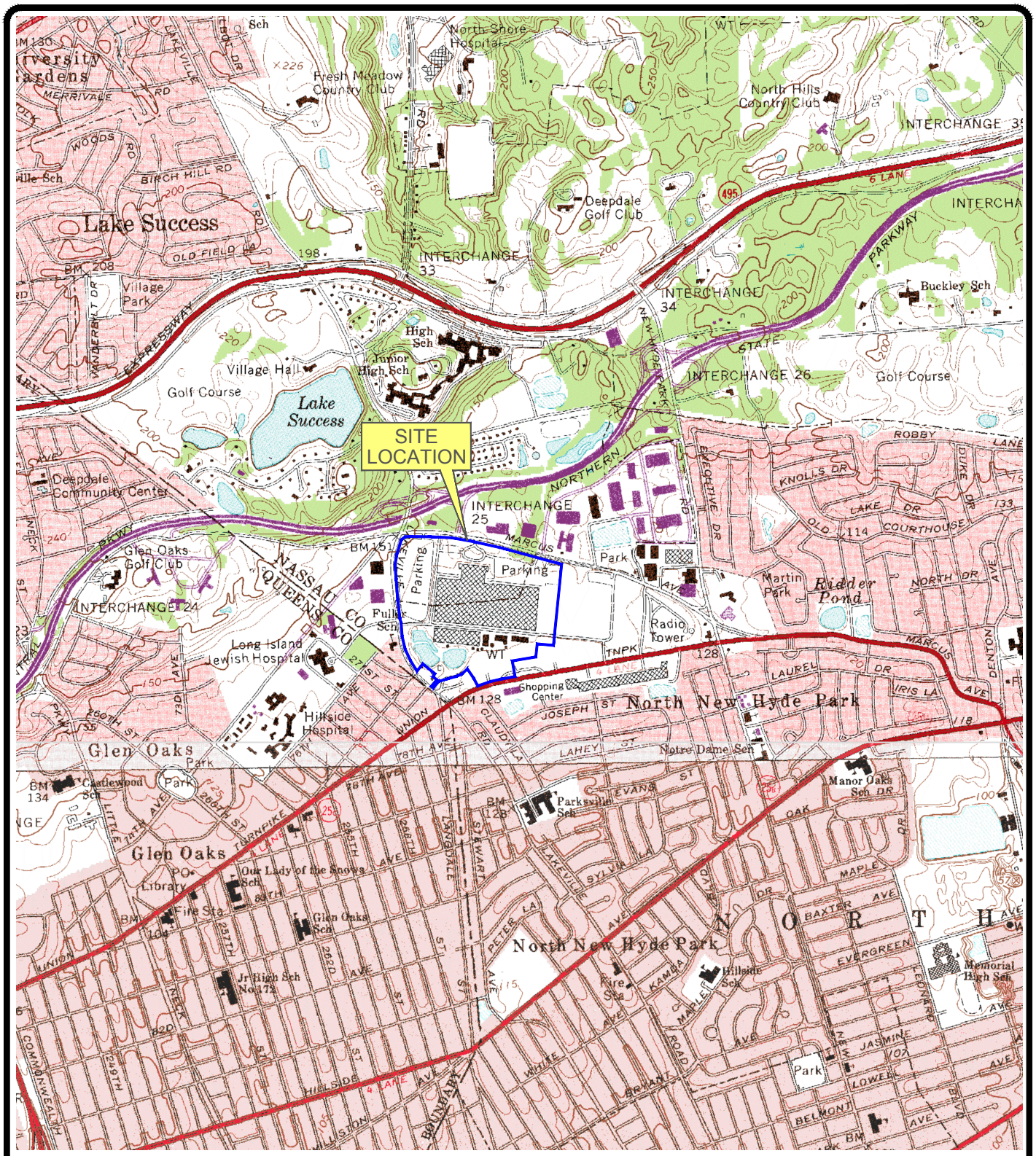

SOURCES: U.S.G.S TOPOGRAPHIC SERIES (NY)
SEA CLIFF, DATED 1968, PHOTOREVISED 1979
HORIZONTAL DATUM: NAD1927, VERTICAL DATUM: NGVD1929
LATITUDE: 040° 45' 22.07"N, LONGITUDE: 073° 41' 53.55"W

0 2000 4000
SCALE IN FEET

PROJECT:	Lockheed Martin Corporation Former Unisys Facility
LOCATION:	Lake Success, New York
TITLE:	SITE LOCATION MAP

amec

APPROVED	EW	FIGURE
DRAFTED	BH	1
PROJECT#	3617187442	
DATE	9-28-18	

P:\ACAD\0507-642-LOCK\0507642020A.DWG

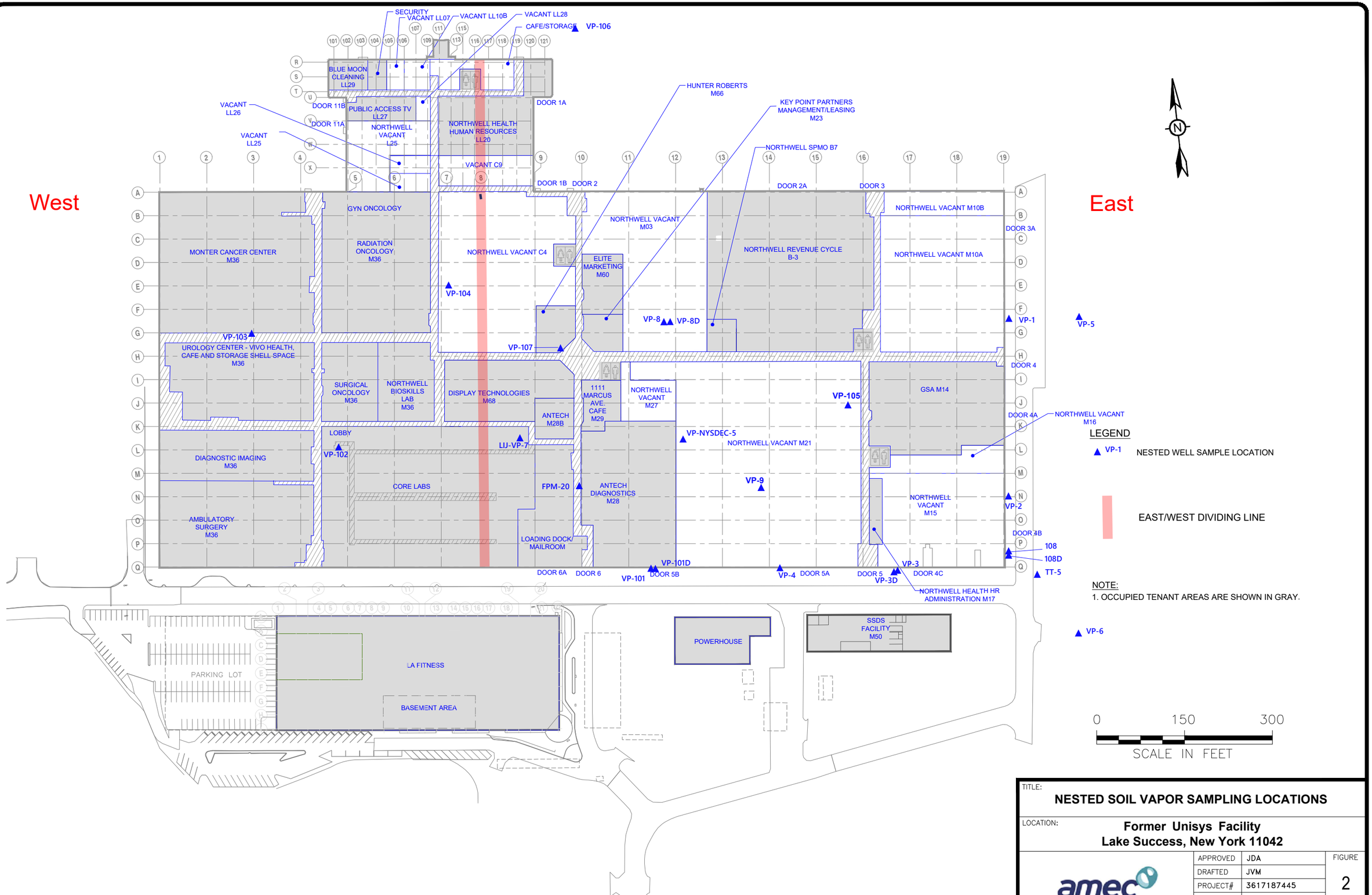

TITLE:
NESTED SOIL VAPOR SAMPLING LOCATIONS

LOCATION:
Former Unisys Facility
Lake Success, New York 11042

amec

APPROVED	JDA	FIGURE
DRAFTED	JVM	2
PROJECT#	3617187445	
DATE	04/30/19	

C:\USERS\ERIK.VOSBURGH\DROPBOX\PROJECTS\PROJECTS\3617 - LOCKHEED OMM\187442 - SVI MONITORING\2019 SOIL VAPOR SAMPLING REPORT\2019 CAD FILES\FIG 2.DWG

VP-107	TCE									PCE								
	Pre-SSDS			Post-SSDS						Pre-SSDS			Post-SSDS					
Depth	2011	2012	2013	2014	2015	2016	2017	2018	2019	2011	2012	2013	2014	2015	2016	2017	2018	2019
5	32,000	26,000	1,800	3.8	0.77	ND	184	1.5	0.61	180	170	10	1	3.7	ND	114	ND	0.29 J
10	26,000	12,000	11,000	110	320	2,700	53	28	2.9	1,400	1,300	850	4	4.1	32.9	ND	1.6	0.41 J
20	13,000	8,600	17,000	6,700	92,000	6,650	307,000	1,200	310,000	1,000	2,000	1,400	63	ND	2,410	568	6	1,800
33	31,000	15,000	88,000	35,000	160,000	5,630	535,000	970,000	210,000*	1,900	2,100	1,600	1	1,200	1,840	1,360	9,400	1,400*
44	37,000	25,000	110,000	170,000	44,000	6,730	7,100	100,000	25,000*	1,600	2,100	2,200	1	1,000	1,190	1,530	1,600	930*
60	11,000	12,000	29,000	8,000	5,200	2,910	20,400	11,000	5,300	1,400	2,000	2,500	1,300	1,300	919	1,390	900	920
74	4,000	6,600	16,000	8,000	2,200	2,070	5,840	2,700	2,000	830	1,600	2,100	1,400	790	762	1,090	720	760

VP-106	TCE									PCE								
	Pre-SSDS			Post-SSDS						Pre-SSDS			Post-SSDS					
Depth	2011	2012	2013	2014	2015	2016	2017	2018	2019	2011	2012	2013	2014	2015	2016	2017	2018	2019
5	120	1	NA	0.22	ND	ND	ND	0.19	0.38	8.7	7.4	NA	3.8	2.0	3	3.9	20*	2.8
11	7	5	NA	1.9	0.36	0.79	1.50	0.70	4.6	19	15	NA	7.1	3.7	4.3	8.4	3.8	7.2
20	23	14	NA	8.7	5.6	11.2	8.0	NS	7.0	43	25	NA	18	13	22.5	19.9	NS	16
28	17	15	NA	10	10	13.7	6.6	5.0	NS	36	31	NA	29	30	32.4	26.7	16.0	NS
56	1,900	1,800	NA	1,200	820	686	1020	1000	NS	550	480	NA	300	140	275	305	230	NS
72	2,600	2,200	NA	2,600	1,000	1650*	2,230	810	4.2	680	560	NA	640	160	355*	617	210	3.1
84	2,500	2,300	NA	2,400	950	2,370	1,330	NS	1,700	590	500	NA	560	210	580	552	NS	400

VP-104	TCE									PCE								
	Pre-SSDS			Post-SSDS						Pre-SSDS			Post-SSDS					
Depth	2011	2012	2013	2014	2015	2016	2017	2018	2019	2011	2012	2013	2014	2015	2016	2017	2018	2019
5	250	67	NA	0.27	ND	3.3	ND	0.19	0.59	500	110	NA	0.82	ND	ND	ND	ND	0.59 J
10	760	690	620	0.8	ND	5.7	ND	1.1	0.47	1,300	890	920	2.0	1.4	3	1.9	ND	1.1
19	1,300	1,700	1,200	960	49	74.2	56	85	150	1,700	1,100	1,000	400	28	41.9	36.8	43.0	6.4
30	1,600	1,900	1,300	2,000	100	280	139	350	800	1,500	1,100	960	870	51	145	92.3	170.0	420
40	1,500	2,000	1,500	2,100	140	323	194	130	780	1,600	1,100	1,200	880	68	172	118	9	390
50	2,200	2,000	2,200	2,100	1,300	1,370	1,260	860	890	1,200	970	990	860	600	661	638	400	470
62	2,100	1,800	2,100	2,000	340	711	456	860	910	1,000	820	960	880	150	845	212	390	480
73	1,900	1,800	2,100	650	930	1,140	1,170	750	820	890	830	930	270	370	466	611	340	430

VP-8 & 8D	TCE									PCE								
	Pre-SSDS			Post-SSDS						Pre-SSDS			Post-SSDS					
Depth	2011	2012	2013	2014	2015	2016	2017	2018	2019	2011	2012	2013	2014	2015	2016	2017	2018	2019
5	92	7	33	0.2	ND	5.6	ND	0.19	0.25	21	1	8	1	ND	ND	ND	ND	1.4
10	150	53	56	1	0.56	12.80	0.76	6.50	5.2	48	18	18	1	ND	ND	ND	ND	11
20	350	260	240	21	17	21.1	18.3	0.2	0.12 J	260	200	200	2	0.73	2.6	2.3	ND	0.42 J
53	120,000	68,000	73,000	45,000	28,000	97,900	78,900	72,000	47,000*	2,100	1,500	1,700	1,200	780	2,230	1,980	2,300	930*
62	88,000	45,000	48,000	42,000	24,000	65,700	32,800	25,000	25,000*	2,100	1,300	1,400	1,600	1,100	2,680	1,460	870	970*
72	64,000	42,000	57,000	28,000	12,000	23,800	13,200	1,500	12,000	1,700	1,500	1,700	1,500	910	1,690	998	830	790

LU-VP-7	TCE									PCE								
	Pre-SSDS			Post-SSDS						Pre-SSDS			Post-SSDS					
Depth	2011	2012	2013	2014	2015	2016	2017	2018	2019	2011	2012	2013	2014	2015	2016	2017	2018	2019
5	240	160	NA	1	0.44	2.0*	ND	0.89	0.98	8,700	4,900	NA	2	1.1	1.8*	ND	ND	0.64 J
10	380	300	260	4	15	28.6	ND	2.3	2.5	7,300	9,300	8,900	43	33	47	1	240	87
20	4,700	2,800	3,100	5,500	3,400	4,510	3,320	4,600	11,000	39,000	20,000	21,000	7,600	4,100	5,170	4,570	5,000	9,500
30	39,000	30,000	32,000	60,000	91,000	2,100	650,000*	120,000	100,000*	41,000	37,000	40,000	40,000	53,000	1,360	430,000*	72,000	51,000*
40	53,000	45,000	53,000	22,000	15,000	11,800	180,000	9,500	5,600	50,000	31,000	38,000	12,000	8,900	7,500	13,400	6,400	3,900
50	5,400	3,200	4,900	2,700	2,400	28.2	2,440.0	2,000	2,200	3,100	1,500	2,600	1,700	1,400	28.3	2,150	1,600	1,600

VP-105	TCE									PCE								
	Pre-SSDS			Post-SSDS						Pre-SSDS			Post-SSDS					
Depth	2011	2012	2013	2014	2015	2016	2017	2018	2019	2011	2012	2013	2014	2015	2016	2017	2018	2019
5	470	170	NA	1.8	1.2	2.1	49.9	3.5	18	1,500	610	NA	6.1	2.4	1.7	10.2	3.8	1.9
10	560	290	240	230	120	133	5	33	14	2,100	1,200	1,200	130	53	68	9	10	3.2
20	650	410	490	310	160	127	170	31.0	27	2,400	1,600	2,800	120	62	73.6	103.0	41.0	15
32	890	NA	NA	4,000	8.7	NS	NS	NS	NS	880	NA	NA	670	9.0	NS	NS	NS	NS
50	80,000	43,000	73,000	33,000	13,000	37,200	34,500	17,000	4,800*	3,000	2,500	3,400	1,200	1,500	4,590	1,880	1,500	1,100
60	52,000	39,000	60,000	30,000	3.6	40,500	30,100	8,600	4,000*	2,400	2,500	3,000	2,000	1.1	4,800	1,730	890	910
72	33,000	20,000	30,000	14,000	7,300	5,960	12,200	4,100	1,600	2,400	2,100	2,300	1,400	1,500	1,520	1,400	680	1,000

VP-1	TCE									PCE								
	Pre-SSDS			Post-SSDS						Pre-SSDS			Post-SSDS					
Depth	2011	2012	2013	2014	2015	2016	2017	2018	2019	2011	2012	2013	2014	2015	2016	2017	2018	2019
5	10	11	NA	5	4.0	8.9	3.9	4.9	NS	1	1	NA	1	ND	ND	ND	ND	NS
10	12	9	NA	4	2.1	3.9	4.0	2.7	2.1	1	1	NA	1	ND	ND	ND	ND	0.32 J
20	270	110	NA	31	33	52.5	26.0	13.0	0.81	24	18	NA	5	5.2	9.1	4.0	2.3	ND
30	650	540	NA	140	190	ND	176	140	120	39	32	NA	14	18	ND	22.6	14.0	15

VP-5	TCE									PCE								
	Pre-SSDS			Post-SSDS						Pre-SSDS			Post-SSDS					
Depth	2011	2012	2013	2014	2015	2016	2017	2018	2019	2011	2012	2013	2014	2015	2016	2017	2018	2019
5	0.76	NA	NA	0.76	ND	NS	-	NS	NS	130	NA	NA	13	ND	NS	-	NS	NS
10	0.15	0.16	NA	0.70	ND	ND	-	0.19	ND	84	0.81	NA	24	37	66.4	-	ND	ND
20	100	66	NA	82	93	91.2	-	15	91	150	0.80	NA	77	82	103	-	2	77
30	120	48	NA	120	160	70.9	-	120	140	190	19	NA	120	150	77.1	-	90	120

VP-2	TCE									PCE								
	Pre-SSDS			Post-SSDS						Pre-SSDS			Post-SSDS					
Depth	2011	2012	2013	2014	2015	2016	2017	2018	2019	2011	2012	2013	2014	2015	2016	2017	2018	2019
5	86	110	NA	10	6.5	11.2	21.7	1.4	NS	2,300	2,200	NA	180	160	179	339	17	NS
10	360	730	NA	310	120	166	269	89	150	3,500	5,500	NA	2,100	530	1,520	1,930	380	600
20	82	57	NA	160	50	78.4	151.0	350.0	120	240	120	NA	87	73	170	179	160	120
30	460	270	NA	260	200	148	288	360	350	530	300	NA	240	220	178	391	270	310

VP-103	TCE									PCE								
	Pre-SSDS			Post-SSDS						Pre-SSDS			Post-SSDS					
Depth	2011	2012	2013	2014	2015	2016	2017	2018	2019	2011	2012	2013	2014	2015	2016	2017	2018	2019
5	52	37	NA	0.18	0.45	ND	1.00	0.19	0.93	18	13	NA	0.83	ND	ND	ND	ND	0.28 J
10	69	54	NA	5.9	2.4	4.0	3.4	1.1	1.7	23	18	NA	3.2	1.6	2.9	1.8	ND	0.88 J
20	150	98	86	170	170	48.7	ND	100	160	57	36	30	60	39	15.7	ND	38.0	68
30	400	270	200	470	340	264	135	230	310	170	95	64	160	100	97	68	110	150
40	580	600	410	590	350	395	334	240	310	220	210	110	200	130	125	227	120	180
50	650	660	750	540	410	222	352	100	320	240	240	240	190	150	91	229	55	180
62	610	640	670	540	430	305	194	250	280	230	230	220	190	140	180	126	140	170
75	610	630	660	460	350	333	66.4	220	270	230	230	920	160	120	201	44.1	120.0	160

VP-102	TCE									PCE								
	Pre-SSDS			Post-SSDS						Pre-SSDS			Post-SSDS					
Depth	2011	2012	2013	2014	2015	2016	2017	2018	2019	2011	2012	2013	2014	2015	2016	2017	2018	2019
5	86	54	NA	0.25	ND	ND	113	1.9	1.7	290	170	NA	0.92	ND	ND	88.3	ND	2.1 J
9	120	77	NA	0.45	0.44	ND	ND	0.19	1.40	300	200	NA	1.0	0.76	ND	0.56	ND	2.0 J
20	620	360	120	2.4	1.4	5.2	1.9	0.5	0.48 J	500	390	190	3.7	2.4	1.8	3.1	1.5	1.5 J
51	1,200	1,000	1,200	960	630	370	427	390	360	680	450	520	470	330	198	332	250	240
58	1,200	890	1,300	890	650	432	927	NS	350	610	390	560	410	350	246	363	NS	240
61	1,300	190	1,300	920	650	349	467	340	350	620	450	540	450	350	194	368	240	240
74	1,100	980	1,100	890	500	453	0.82	150	300	660	440	470	450	320	280	1.2	110.0	210

VP-108 &10BD	TCE									PCE								
	Pre-SSDS			Post-SSDS						Pre-SSDS			Post-SSDS					
Depth	2011	2012	2013	2014	2015	2016	2017	2018	2019	2011	2012	2013	2014	2015	2016	2017	2018	2019
5	3	2	NA	2	2.0	ND	ND	1.2	0.36	3	2	NA	3	2.7	ND	0.78	ND	0.60 J
10	7	4	NA	3	2.5	3.4	5.4	3	2.6	12	9	NA	4	3.5	13.6	7.7	5.1	3.7
20	65	41	NA	8	9.2	26.9	69.4	34.0	15	170	100	NA	13	28	161	958	45	100
30	5,200	3,700	NA	12,000	2,600	32,800	13,800	10,000	4,700*	7,000	4,600	NA	18,000	17,000	403,000	209,000	180,000	100,000*
50	6,000	3,200	NA	1,500	630	393*	23	260	210	3,400	4,600	NA	9,500	930	719*	34	320	190
60	2,200	3,900	NA	2,500	1,500	ND	127	430	120	400	640	NA	3,600	6,600	ND	100	1,500	78
70	1,000	2,000	NA	2,100	610	30.9	309.0	8.1	21	270	520	NA	4,300	1,400	128	118	24	44

VP-NYSDEC 5	TCE									PCE								
	Pre-SSDS			Post-SSDS						Pre-SSDS			Post-SSDS					
Depth	2011	2012	2013	2014	2015	2016	2017	2018	2019	2011	2012	2013	2014	2015	2016	2017	2018	2019
5	210	44	250	130	8.4	39.4	1.2	19	150.0	11	9	12	4	6.2	2.5	4.7	ND	ND
10	420	220	260	8	1.2	12.9	9.6	40	43.0	61	23	28	2	1.4	2.1	1.8	ND	0.88 J
20	31,000	16,000	19,000	1,800	1,000	808	1,720	720	1,600	2,700	1,600	1,700	160	59	72.5	98.1	46.0	110
30	59,000	35,000	43,000	4	92,000	189,000	100,000	27,000	43,000	2,500	2,600	3,100	6	6,000	12,100	8,450	2,100	3,700
40	72,000	50,000	84,000	170,000	96,000	328,000	564,000	160,000	120,000*	8,600	6,500	8,700	11,000	6,500	35,000	59,300	14,000	9,600*
50	230,000	150,000	210,000	400,000	160,000	344,000	848,000	110,000	340,000	2,200	1,100	2,000	1	830	3,850	6,860	660	1,100 J

FPM-20	TCE									PCE								
	Pre-SSDS			Post-SSDS						Pre-SSDS			Post-SSDS					
Depth	2011	2012	2013	2014	2015	2016	2017	2018	2019	2011	2012	2013	2014	2015	2016	2017	2018	2019
5	0.51	0.53	52	0.62	ND	1.9	ND	0.94	ND	1.2	1.3	660	0.83	ND	ND	ND	ND	ND
9	54	55	260	0.65	0.83	5.2	1.0	1.0	2.1	440	570	8,900	1.9	2.0	2.4	3.0	2.7*	2.3 J

VP-6	TCE									PCE								
	Pre-SSDS			Post-SSDS						Pre-SSDS			Post-SSDS					
Depth	2011	2012	2013	2014	2015	2016	2017	2018	2019	2011	2012	2013	2014	2015	2016	2017	2018	2019
5	0.92	0.89	NA	0.6	0.38	1.2	NS	NS	NS	27	25	NA	14	13	14.6	NS	NS	NS
10	0	0.16	NA	ND	ND	ND	NS	NS	NS	36	22	NA	7	6.0	14	NS	NS	NS
20	14	9.2	NA	4	2.8	5.2	NS	NS	NS	110	63	NA	33	25	67.2	NS	NS	NS
30	57	33	NA	12	14	22.5	NS	NS	NS	210	91	NA	44	53	95	NS	NS	NS

VP-9	TCE									PCE								
	Pre-SSDS			Post-SSDS						Pre-SSDS			Post-SSDS					
Depth	2011	2012	2013	2014	2015	2016	2017	2018	2019	2011	2012	2013	2014	2015	2016	2017	2018	2019
10	5,100	3,300	4,000	62	14	20.1*	108	48	35	1,100	730	940	17	5.4	6.7	13	6	5.1
20	35,000	24,000	24,000	7,300	1,800	905	638	350	320	4,500	3,200	3,600	1,100	420	377	340	180	150
30	120,000	100,000	85,000	47,000	18,000	14,800	15,300	7,900	6,900*	11,000	9,600	8,400	4,500	1,900	1,870	2,380	1,000	1,200*
40	330,000	270,000	470,000	390,000	390,000	647,000	1,310,000	400,000	290,000*	19,000	24,000	49,000	41,000	42,000	126,000	183,000	42,000	37,000*
50	17,000	10,000	45,000	30,000	11,000	33,400	26,400	120	17,000	1,800	1,000	5,000	3,500	1,300	3,990	3,870	12	1,800
60	34,000	29,000	48,000	28,000	12,000	40,000	26,000	1,600	16,000	4,300	3,300	5,400	3,800	1,700	5,840	4,410	2,200	1,800

VP-101	TCE									PCE								
	Pre-SSDS			Post-SSDS						Pre-SSDS			Post-SSDS					
Depth	2011	2012	2013	2014	2015	2016	2017	2018	2019	2011	2012	2013	2014	2015	2016	2017	2018	2019
5	1.9	0.79	NA	0.17	0.32	1.3	-	0.28	0.19	1.4	1.5	NA	0.85	1.7	1.8	-	ND	0.99
15	2.6	3.3	NA	1.4	5.7	2.9	-	1.6	1.2	3.1	3.4	NA	1.8	12	5.1	-	2.5*	2.5
27	7.5	63	NA	49	40	68.5	-	29	42	4.3	49	NA	45	31	53.5	-	27.0	34

VP-4	TCE									PCE								
	Pre-SSDS			Post-SSDS						Pre-SSDS			Post-SSDS					
Depth	2011	2012	2013	2014	2015	2016	2017	2018	2019	2011	2012	2013	2014	2015	2016	2017	2018	2019
5	25	30	NA	2.4	0.91	2.2	1.9	1.5	1.1	50	60	NA	13	3.0	5.2	1.3	5.1	2.9
10	51	44	NA	1.9	1.4	4.0	5.4	1.6	3.1	71	60	NA	5.4	3.0	5.5	5.6	4.0	4.6
20	170	93	NA	3.1	5.6	5.9	6.0	NS	5.0	170	20	NA	3.1	5.6	5.8	6.3	NS	4.5
30	650	510	NA	110	97	63.7	59.3	NS	49	810	540	NA	130	96	70.2	71.9	NS	49

VP-3& 3D	TCE									PCE								
	Pre-SSDS			Post-SSDS						Pre-SSDS			Post-SSDS					
Depth	2011	2012	2013	2014	2015	2016	2017	2018	2019	2011	2012	2013	2014	2015	2016	2017	2018	2019
5	2	3	NA	1	ND	3.1	1.7	0.91	1.2	37	40	NA	12	ND	10	13.8	4.4	6.7
10	30	21	NA	6	6.8	154	10	7	5.9	190	130	NA	29	26	514	36	28	20
20	170	140	NA	120	87	ND	46	52	59	730	620	NA	270	210	ND	127	120	120
30	230	180	NA	120	ND	152	83.4	78	69	770	610	NA	250	ND	494	172	140	110
40	250	220	NA	110	140	161	33	76	73	870	660	NA	280	380	558	70	150	140
51	490	370	NA	240	110	193	139	34	230	1,300	870	NA	600	270	640	372	250*	500
61	530	550	NA	390	300	165	242	0	130	1,400	1,100	NA	970	700	702	611	ND	310
73	330	360	NA	240	380	106	186	180	29	770	670	NA	540	610	472	461	420	40

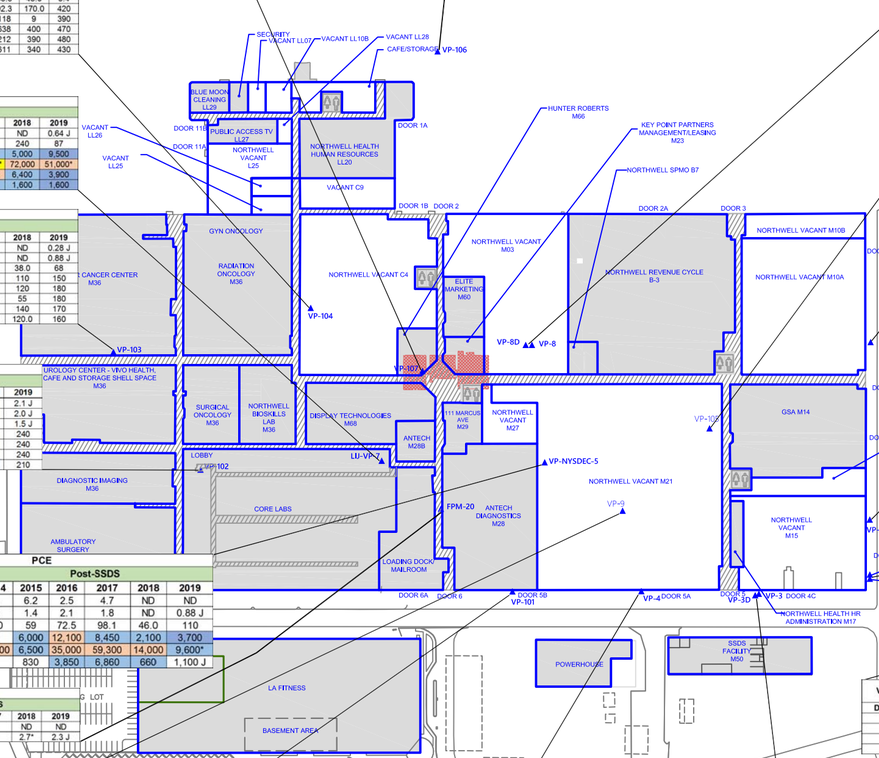

LEGEND

- ▲ VP-107 — EXISTING VAPOR MONITORING POINTS
- CORRIDORS/HALLWAYS
- OCCUPIED TENANT SPACE
- AREA 9 EXTENTS

NOTES:

- * RESULTS FROM DUPLICATE SAMPLE
- NS NOT SAMPLED DUE TO WATER IN SAMPLE LINE
- ND NOT DETECTED ABOVE THE REPORTING LIMIT

LOCATION NAMES AND APPROXIMATE FOOTPRINTS PROVIDED BY KEYPOINT PARTNERS.

- PCE/TCE above 1,000 ug/m3
- PCE/TCE above 10,000 ug/m3
- PCE/TCE above 100,000 ug/m3

0 200 400
SCALE IN FEET

PROJECT:
2019 ANNUAL SOIL VAPOR MONITORING- MAIN BUILDING

LOCATION:
Former Unisys Facility
Lake Success, New York

TITLE:
NESTED WELL VAPOR SAMPLING RESULTS (2011-2019)

amec

APPROVED	EW
DRAFTED	KD
PROJECT#	3617187442
DATE	05-14-2019

FIGURE 3

PA (CAD) 0507-641-LOCK 05076410514.DWG

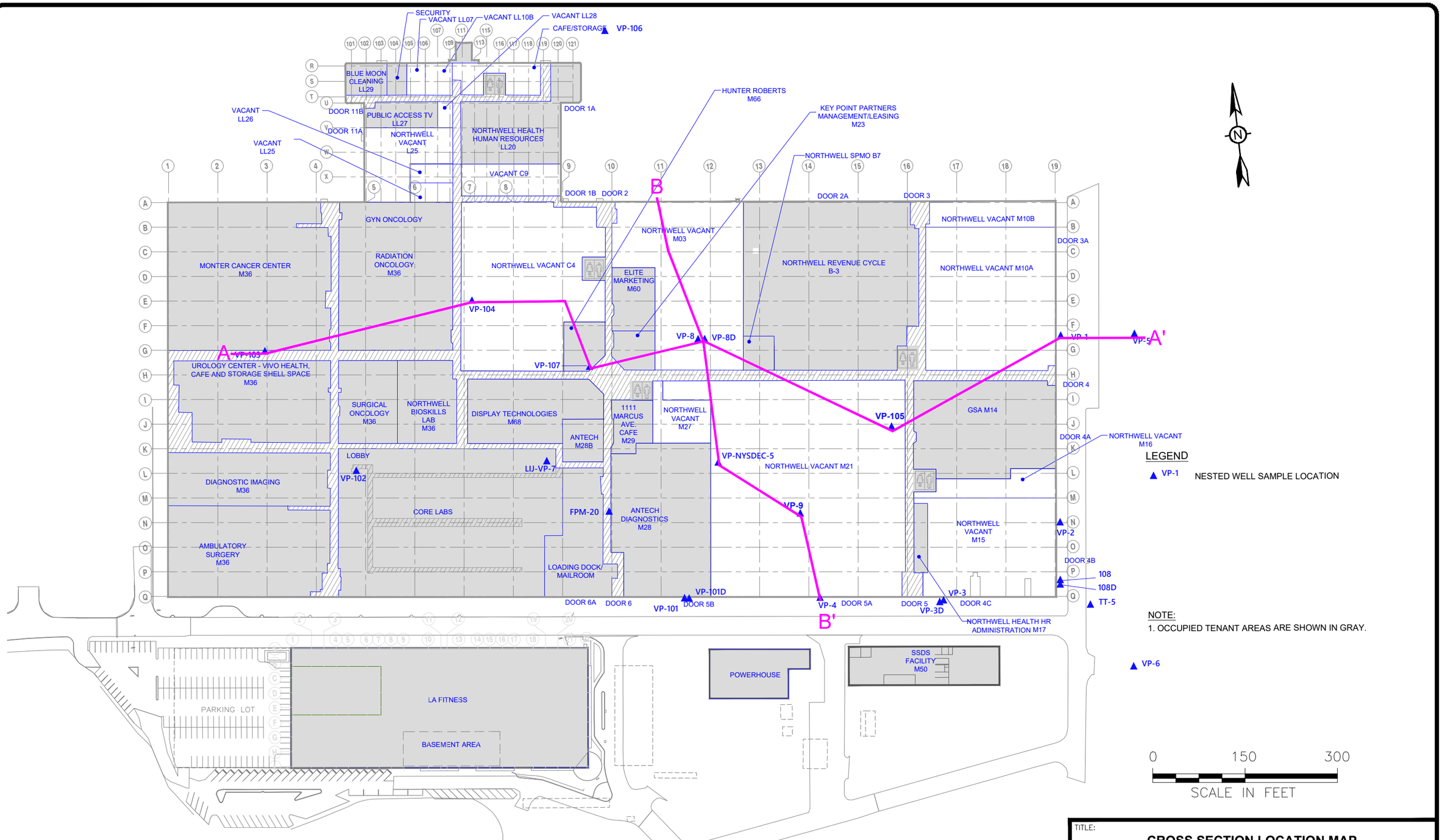

LEGEND

VP-107 / FPM-20 — NESTED WELL SAMPLE LOCATIONS

A—A' — CROSS SECTION LOCATION

NOTES:

1. OCCUPIED TENANT AREAS ARE SHOWN IN GRAY.
2. MSW-ARS IS LOCATED ON THE MEZZANINE LEVEL OF THE IPARK BUILDING, ABOVE ELITE MARKETING AND UNOCCUPIED B2.
3. HAINE CELESTIAL OCCUPIES THE SECOND FLOOR OF THE NORTHERN OFFICE BUILDING.

TITLE: **CROSS SECTION LOCATION MAP**

LOCATION: **Former Unisys Facility**
Lake Success, New York 11042

amec

APPROVED	JDA	FIGURE
DRAFTED	JVM	4
PROJECT#	3617187445	
DATE	04/30/19	

C:\USERS\ERIK.VOSBURGH\DROPBOX\PROJECTS\PROJECTS\3617 - LOCKHEED OMM\187442 - SVI MONITORING\2019 SOIL VAPOR SAMPLING\2019 SOIL VAPOR SAMPLING REPORT\2019 CAD FILES\FIG_4.DWG

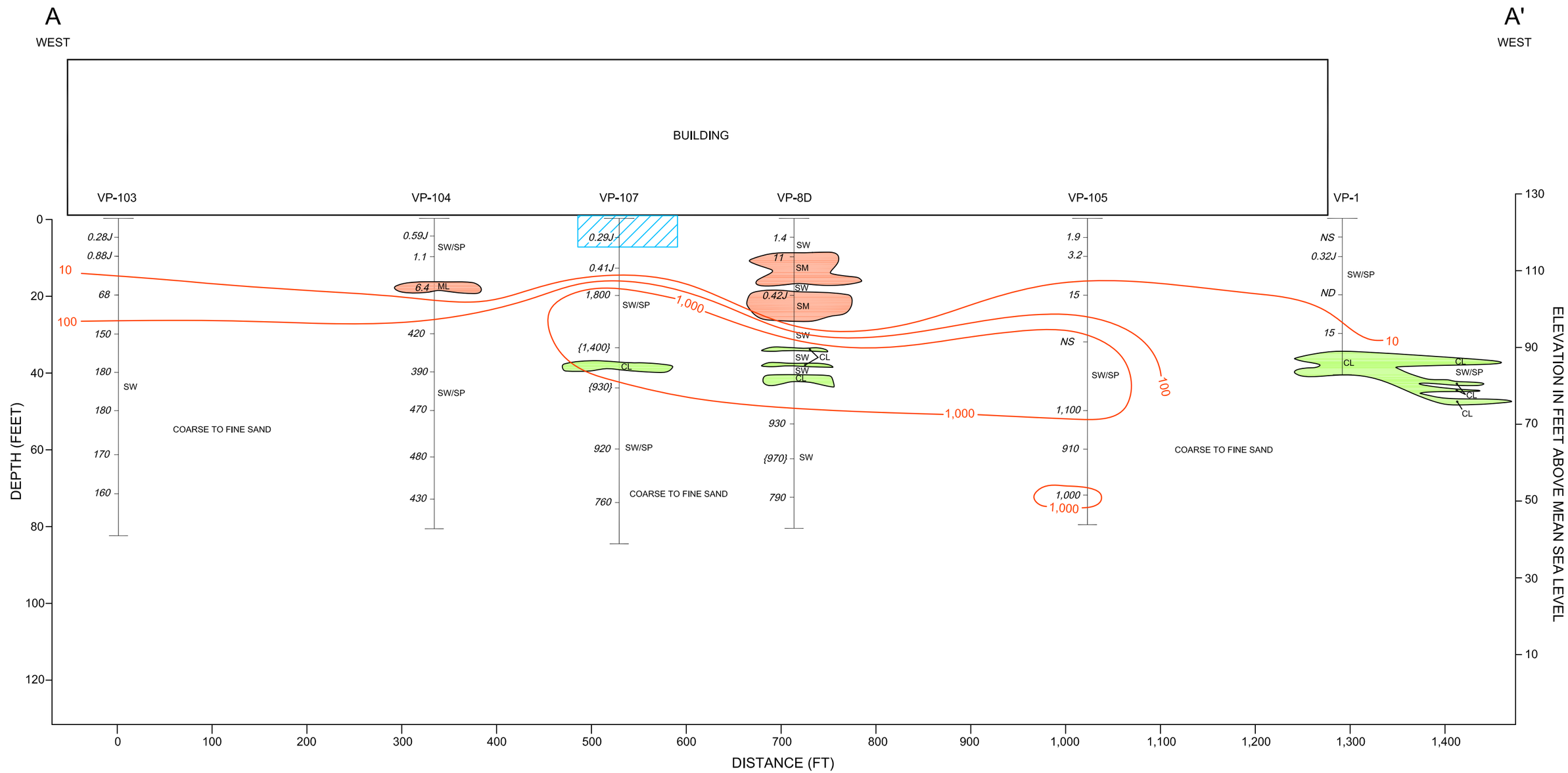

VERTICAL EXAGGERATION X5

20

0 100

HORIZONTAL SCALE IN FEET

LEGEND

VP-1 ← WELL ID

15.7 ← PCE SOIL VAPOR CONCENTRATION IN MICROGRAMS PER CUBIC METER (ug/m^3)

100 ← INFERRED PCE SOIL VAPOR CONCENTRATION CONTOUR IN MICROGRAMS PER CUBIC METER (ug/m^3)

SW ← USCS SOIL CLASSIFICATION

← BORING

NOTES:

1. J = ESTIMATED VALUE
2. ND = COMPOUND NOT DETECTED ABOVE METHOD DETECTION LIMIT.
3. NS = NOT SAMPLED
4. DUPLICATE VALUES ARE REPRESENTED IN BRACKETS.
5. SEE ASSOCIATED DATA TABLES FOR NUMERICAL SUMMARY OF THE SOIL VAPOR RESULTS.
6. LITHOLOGIC DESCRIPTIONS OF SOIL ARE FROM DRAFT SUPPLEMENTAL PERCHED WATER INVESTIGATION REPORT DATED OCTOBER, 2011 PREPARED BY ARCADIS.

PCE	TETRACHLOROETHENE
SW	WELL GRADED SANDS
SP	POORLY GRADED SANDS
	CLAY, CLAY & SAND, SILTY CLAY (CL)
	SAND & SILT (SM)
	FORMER PLATING PIT

PROJECT: 2019 ANNUAL SOIL VAPOR MONITORING

LOCATION: Former Unisys Facility
Lake Success, New York

TITLE: CROSS SECTION A-A'
WITH PCE SOIL VAPOR CONCENTRATIONS

amec

APPROVED	EW
DRAFTED	KD
PROJECT#	3617187442
DATE	05-03-2019

FIGURE 5

P:\ACAD\0507-644-LOCK\0507644055A.DWG

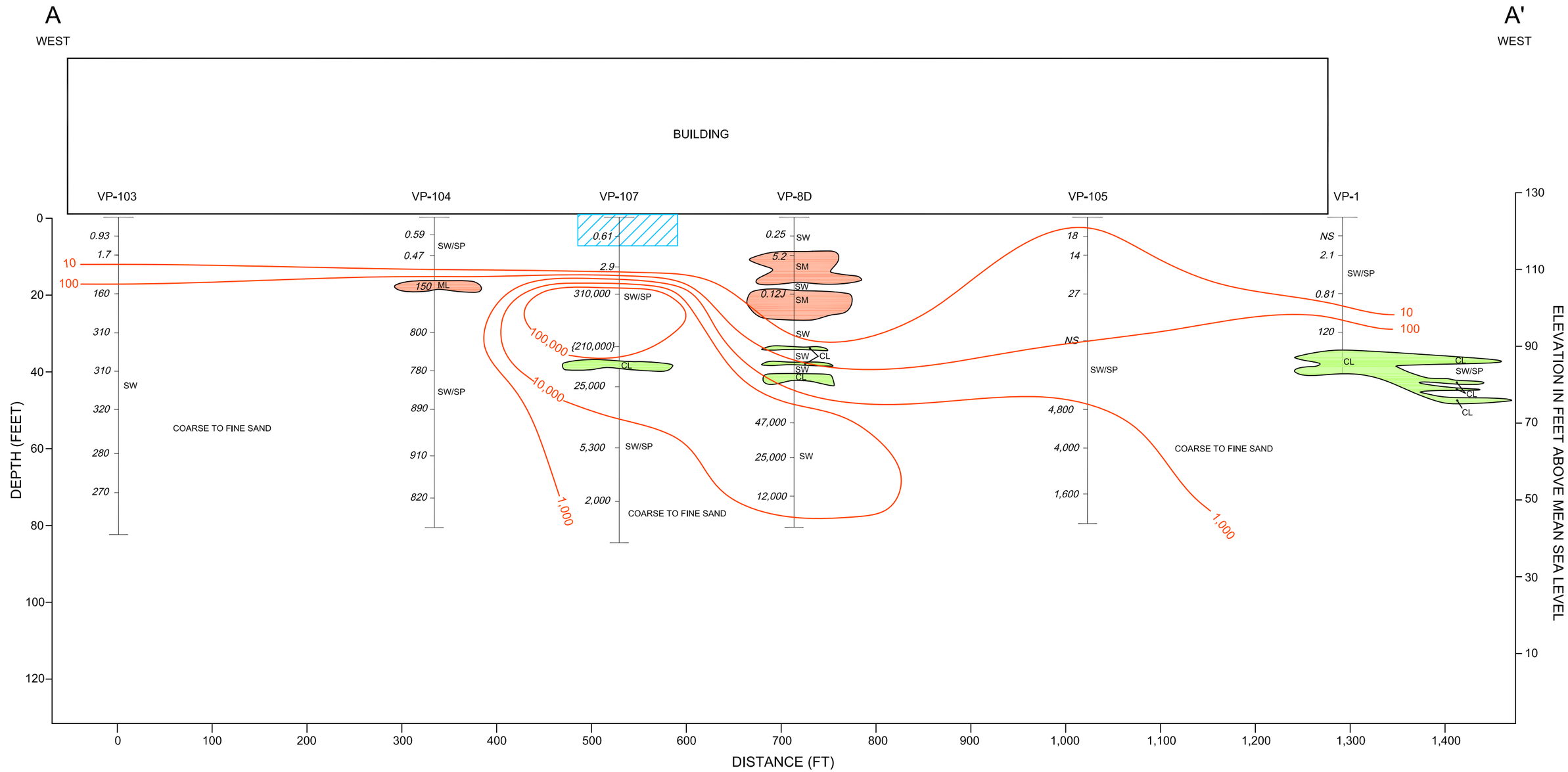

VERTICAL EXAGGERATION X5

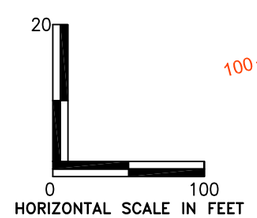

LEGEND

VP-1 ← WELL ID

15.7 ← TCE SOIL VAPOR CONCENTRATION IN MICROGRAMS PER CUBIC METER (ug/m^3)

100 ← INFERRED PCE SOIL VAPOR CONCENTRATION CONTOUR IN MICROGRAMS PER CUBIC METER (ug/m^3)

SW ← USCS SOIL CLASSIFICATION

← BORING

NOTES:

1. J = ESTIMATED VALUE
2. ND = COMPOUND NOT DETECTED ABOVE METHOD DETECTION LIMIT.
3. NS = NOT SAMPLED
4. DUPLICATE VALUES ARE REPRESENTED IN BRACKETS.
5. SEE ASSOCIATED DATA TABLES FOR NUMERICAL SUMMARY OF THE SOIL VAPOR RESULTS.
6. LITHOLOGIC DESCRIPTIONS OF SOIL ARE FROM DRAFT SUPPLEMENTAL PERCHED WATER INVESTIGATION REPORT DATED OCTOBER, 2011 PREPARED BY ARCADIS.

TCE	TRICHLOROETHENE
SW	WELL GRADED SANDS
SP	POORLY GRADED SANDS
	CLAY, CLAY & SAND, SILTY CLAY (CL)
	SAND & SILT (SM)
	FORMER PLATING PIT

PROJECT: **2019 ANNUAL SOIL VAPOR MONITORING**

LOCATION: **Former Unisys Facility Lake Success, New York**

TITLE: **CROSS SECTION A-A' WITH TCE SOIL VAPOR CONCENTRATIONS**

amec

APPROVED	EW
DRAFTED	KD
PROJECT#	3617187442
DATE	05-03-2019

FIGURE 6

P:\ACAD\0507-644-LOCK\0507644056A.DWG

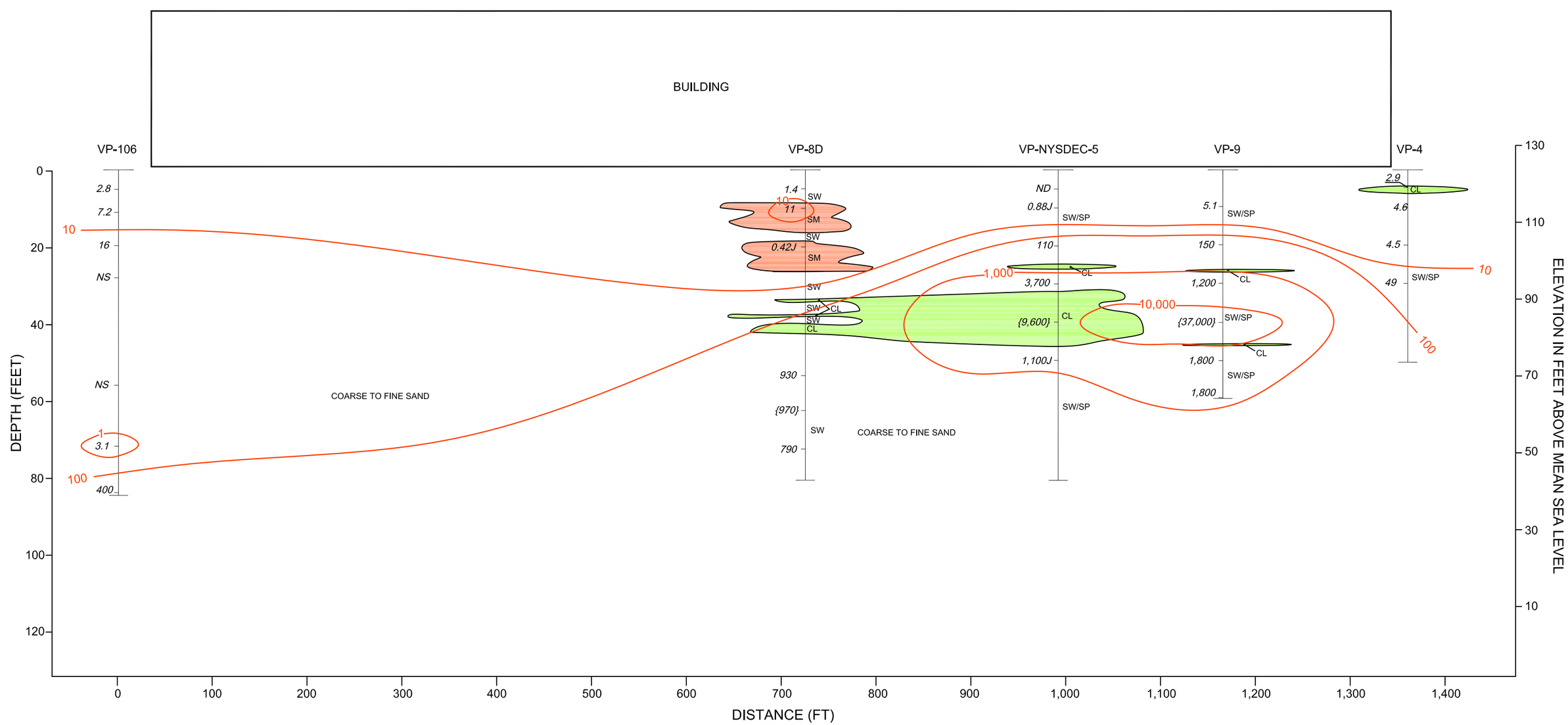

VERTICAL EXAGGERATION X5

20

0 100

HORIZONTAL SCALE IN FEET

LEGEND

VP-1 ← WELL ID

15.7 ← PCE SOIL VAPOR CONCENTRATION IN MICROGRAMS PER CUBIC METER (ug/m^3)

100 ← INFERRED PCE SOIL VAPOR CONCENTRATION CONTOUR IN MICROGRAMS PER CUBIC METER (ug/m^3)

SW ← USCS SOIL CLASSIFICATION

← BORING

NOTES:

1. J = ESTIMATED VALUE
2. ND = COMPOUND NOT DETECTED ABOVE METHOD DETECTION LIMIT.
3. NS = NOT SAMPLED
4. DUPLICATE VALUES ARE REPRESENTED IN BRACKETS.
5. SEE ASSOCIATED DATA TABLES FOR NUMERICAL SUMMARY OF THE SOIL VAPOR RESULTS.
6. LITHOLOGIC DESCRIPTIONS OF SOIL ARE FROM DRAFT SUPPLEMENTAL PERCHED WATER INVESTIGATION REPORT DATED OCTOBER, 2011 PREPARED BY ARCADIS.

PCE	TETRACHLOROETHENE
SW	WELL GRADED SANDS
SP	POORLY GRADED SANDS
	CLAY, CLAY & SAND, SILTY CLAY (CL)
	SAND & SILT (SM)
	FORMER PLATING PIT

PROJECT: **2019 ANNUAL SOIL VAPOR MONITORING**

LOCATION: **Former Unisys Facility Lake Success, New York**

TITLE: **CROSS SECTION B-B' WITH PCE SOIL VAPOR CONCENTRATIONS**

amec

APPROVED	EW	FIGURE 7
DRAFTED	KD	
PROJECT#	3617187442	
DATE	05-03-2019	

P:\ACAD\0507-644-LOCK\0507644057A.DWG

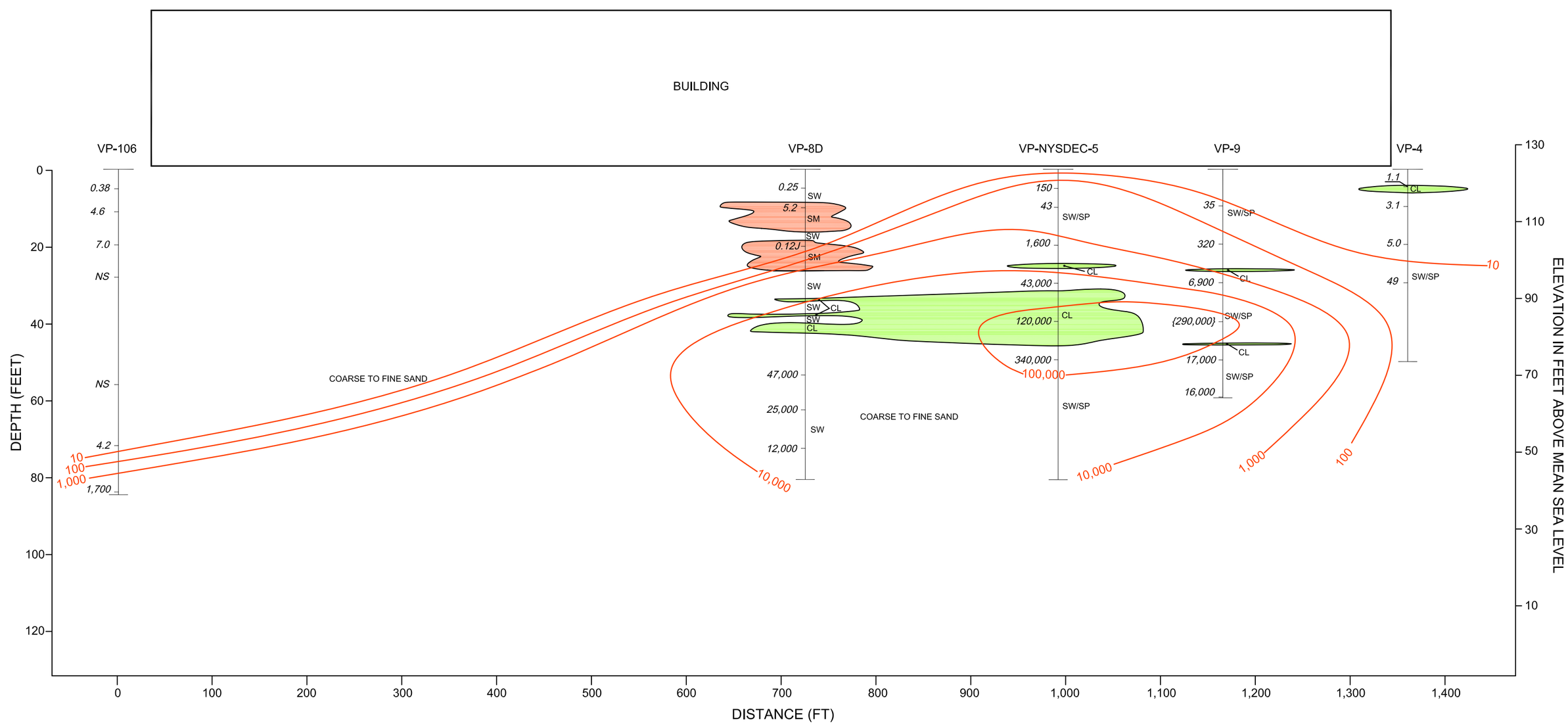

LEGEND

VP-1 ← WELL ID

15.7 ← TCE SOIL VAPOR CONCENTRATION IN MICROGRAMS PER CUBIC METER (ug/m^3)

100 ← INFERRED PCE SOIL VAPOR CONCENTRATION CONTOUR IN MICROGRAMS PER CUBIC METER (ug/m^3)

SW ← USCS SOIL CLASSIFICATION

← BORING

VERTICAL EXAGGERATION X5

20

0 100

HORIZONTAL SCALE IN FEET

NOTES:

1. J = ESTIMATED VALUE
2. ND = COMPOUND NOT DETECTED ABOVE METHOD DETECTION LIMIT.
3. NS = NOT SAMPLED
4. DUPLICATE VALUES ARE REPRESENTED IN BRACKETS.
5. SEE ASSOCIATED DATA TABLES FOR NUMERICAL SUMMARY OF THE SOIL VAPOR RESULTS.
6. LITHOLOGIC DESCRIPTIONS OF SOIL ARE FROM DRAFT SUPPLEMENTAL PERCHED WATER INVESTIGATION REPORT DATED OCTOBER, 2011 PREPARED BY ARCADIS.

TCE	TRICHLOROETHENE
SW	WELL GRADED SANDS
SP	POORLY GRADED SANDS
	CLAY, CLAY & SAND, SILTY CLAY (CL)
	SAND & SILT (SM)
	FORMER PLATING PIT

PROJECT: **2019 ANNUAL SOIL VAPOR MONITORING**

LOCATION: **Former Unisys Facility Lake Success, New York**

TITLE: **CROSS SECTION B-B' WITH TCE SOIL VAPOR CONCENTRATIONS**

amec

APPROVED	EW	FIGURE 8
DRAFTED	KD	
PROJECT#	3617187442	
DATE	05-03-2019	

P:\ACAD\0507-644-LOCK\0507644058A.DWG

TABLES

Table 1 Summary of 2019 Soil Vapor Samples from Existing Nested Wells
Table 2 Nested Well Soil Vapor Analytical Results

TABLE 1
Summary of 2019 Soil Vapor Samples from Existing Nested Wells
Former Unisys Facility, Lake Sucess, New York

Tenant	Location	Date	Nested Well	Soil Vapor Sample ID	Duplicate Sample ID
Northwell Core Labs	Interior	2/16/19	VP-102	VP-102-4.5	-
				VP-102-8.5	
				VP102-19.5	
				VP-102-51.5	
				VP-102-57.5	
				VP-102-61.5	
				VP-102-73.5	
Northwell Cancer Center 2 (Hallway)	Interior	2/16/19	VP-103	VP-103-5	-
				VP-103-10	
				VP-103-20	
				VP-103-30	
				VP-103-40	
				VP-103-50	
				VP-103-61.5	
				VP-103-74.5	
Unoccupied Space C4	Interior	2/15/19	VP-104	VP-104-5	-
				VP-104-10	
				VP-104-19	
				VP-104-30	
				VP-104-40	
				VP-104-50	
				VP-104-62	
				VP-104-73	
Hunter Roberts Office (Former Dealertrack)	Interior	2/15/19	VP-107	VP-107-5	-
				VP-107-13	
				VP-107-20	
				VP-107-33.5	VP-107-100
				VP-107-44	VP-107-200
				VP-107-60	-
				VP-10-74	
Northwell Core Labs	Interior	2/16/19	LIJ-VP-7	LIJ-VP-7-5	-
				LIJ-VP-7-10	
				LIJ-VP-7-20	
				LIJ-VP-7-30	LIJ-VP-7-100
				LIJ-VP-7-40	-
				LIJ-VP-7-50	
Hallway adjacent to Antech	Interior	2/16/19	FPM-20	FPM-20-5	-
				FPM-20-9.4	
Unoccupied Space B2	Interior	2/15/19	VP-8	VP-8-5	-
				VP-8-10	
				VP-8-20	
Unoccupied Space B2	Interior	2/15/19	VP-8D	VP-8D-53.5	VP-8D-100
				VP-8D-62.5	VP-8D-200
				VP-8D-72.5	-
Northwell Vacant M21	Interior	2/13/19	VP-NYSDEC-5	VP-NYSDEC-5-5	-
				VP-NYSDEC-5-10	
				VP-NYSDEC-5-20	
				VP-NYSDEC-5-30	
				VP-NYSDEC-5-40	VP-NYSDEC-5-100
				VP-NYSDEC-5-50	-
Northwell Vacant M21	Interior	2/13/19	VP-9	VP-9-10	-
				VP-9-20	
				VP-9-30	VP-9-100
				VP-9-40	VP-9-200
				VP-9-50	-
				VP-9-60	
Northwell Vacant M21	Interior	2/13/19	VP-105	VP-105-5	-
				VP-105-10	
				VP-9-20	
				VP-105-32**	
				VP-105-50	VP-105-100
				VP-105-60	VP-105-200
				VP-105-72	-

TABLE 1

Summary of 2019 Soil Vapor Samples from Existing Nested Wells

Former Unisys Facility, Lake Sucess, New York

Tenant	Location	Date	Nested Well	Soil Vapor Sample ID	Duplicate Sample ID
Outside - East of Main Bldg.	Exterior	2/14/19	VP-1	VP-1-5**	-
				VP-1-10	
				VP-1-20	
				VP-1-30	
Outside - East of Main Bldg.	Exterior	2/14/19	VP-2	VP-2-5**	-
				VP-2-10	
				VP-2-20	
				VP-2-30	
Outside - South of Main Bldg.	Exterior	2/19/19	VP-3	VP-3-5	-
				VP-3-10	
				VP-3-20	
				VP-3-30	
Outside - South of Main Bldg.	Exterior	2/19/19	VP-3D	VP-3D-40	-
				VP-3D-51	
				VP-3D-61	
				VP-3D-73	
Outside - South of Main Bldg.	Exterior	2/16/19	VP-4	VP-4-5	-
				VP-4-10	
				VP-4-20	
				VP-4-30	
Outside - East of Main Bldg.	Exterior	2/14/19	VP-5	VP-5-5**	-
				VP-5-10	
				VP-5-20	
				VP-5-30	
Outside - North of Main Bldg.	Exterior	2/14/19	VP-106	VP-106-5	-
				VP-106-11	
				VP-106-19.5	
				VP-106-28**	
				VP-106-56**	
				VP-106-72	
				VP-106-84	
Outside - East of Main Bldg.	Exterior	3/20/18	VP-108	VP-108-5	-
				VP-108-10	
				VP-108-20	
				VP-108_29.5_2010320	VP-108-100
			VP-108D	VP-108D-50.5	-
				VP-108D-60	
				VP-108D-70	
Outside - East of Main Bldg.	Exterior	2/19/19	VP-101	VP-101-5	-
				VP-101-15	
				VP-108-27	

** Unable to sample due to water in line

Table 2
Nested Well Soil Vapor Analytical Results
Former Unisys Facility, Lake Success, New York

Location	FPM-20-5		FPM-20-9.4		VP-1-10		VP-1-20		VP-101-5		VP-1-30		VP-101-15		VP-101-27		VP-102-4.5		VP-102-8.5		VP-102-19.5	
Sample Date	2/16/2019		2/16/2019		2/14/2019		2/14/2019		2/19/2019		2/14/2019		2/19/2019		2/19/2019		2/16/2019		2/16/2019		2/16/2019	
Sample ID	FPM-20-5		FPM-20-9.4		VP-1-10		VP-1-20		VP-101-5		VP-1-30		VP-101-15		VP-101-27		VP-102-4.5		VP-102-8.5		VP-102-19.5	
Lab Sample ID	P1900856-052		P1900856-053		P1900838-029		P1900838-030		P1900912-009		P1900838-031		P1900912-010		P1900912-011		P1900856-045		P1900856-046		P1900856-047	
QC Code	FS		FS		FS		FS		FS		FS		FS		FS		FS		FS		FS	
Matrix	AIR		AIR		AIR		AIR		AIR		AIR		AIR		AIR		AIR		AIR		AIR	
Units	UG/M3		UG/M3		UG/M3		UG/M3		UG/M3		UG/M3		UG/M3		UG/M3		UG/M3		UG/M3		UG/M3	
Duplicate																						
OV (UG/M3)	Result	MRL	Result	MRL	Result	MRL	Result	MRL	Result	MRL	Result	MRL	Result	MRL	Result	MRL	Result	MRL	Result	MRL	Result	MRL
1,1,1-Trichloroethane	ND	4.2	ND	4.4	ND	0.86	ND	2.1	ND	0.78	0.25 J	0.83	ND	0.84	1.1	0.8	ND	2.7	ND	2.7	ND	2.7
1,1,2,2-Tetrachloroethane	ND	4.1	ND	4.3	ND	0.85	ND	2.1	ND	0.77	ND	0.81	ND	0.82	ND	0.79	ND	2.7	ND	2.7	ND	2.6
1,1,2-Trichloro-1,2,2-Trifluoroethane	ND	4.1	ND	4.3	0.53 J	0.85	0.5 J	2.1	0.61 J	0.77	4	0.81	13	0.82	150	0.79	0.55 J	2.7	0.6 J	2.7	0.65 J	2.6
1,1,2-Trichloroethane	ND	4.2	ND	4.4	ND	0.86	ND	2.1	ND	0.78	ND	0.83	ND	0.84	ND	0.8	ND	2.7	ND	2.7	ND	2.7
1,1-Dichloroethane	ND	4.1	ND	4.3	ND	0.83	ND	2	ND	0.75	ND	0.8	ND	0.81	ND	0.77	ND	2.6	ND	2.6	ND	2.6
1,1-Dichloroethene	ND	4.2	ND	4.4	ND	0.86	ND	2.1	ND	0.78	ND	0.83	ND	0.84	ND	0.8	ND	2.7	ND	2.7	ND	2.7
1,2,4-Trichlorobenzene	ND	4.1	ND	4.3	ND	0.85	ND	2.1	ND	0.77	ND	0.81	ND	0.82	ND	0.79	ND	2.7	ND	2.7	ND	2.6
1,2,4-Trimethylbenzene	2.1 J	4.1	1.4 J	4.3	0.86	0.85	1 J	2.1	0.36 J	0.77	0.55 J	0.81	0.26 J	0.82	0.37 J	0.79	1.3 J	2.7	1.2 J	2.7	1.1 J	2.6
1,2-Dibromo-3-chloropropane	ND	4.1	ND	4.3	ND	0.83	ND	2	ND	0.75	ND	0.8	ND	0.81	ND	0.77	ND	2.6	ND	2.6	ND	2.6
1,2-Dibromoethane	ND	4.2	ND	4.4	ND	0.86	ND	2.1	ND	0.78	ND	0.83	ND	0.84	ND	0.8	ND	2.7	ND	2.7	ND	2.7
1,2-Dichloro-1,1,2,2-tetrafluoroethane	ND	4	ND	4.2	ND	0.82	ND	2	ND	0.74	ND	0.78	ND	0.79	ND	0.76	ND	2.6	ND	2.6	ND	2.5
1,2-Dichlorobenzene	ND	4.2	ND	4.4	ND	0.86	ND	2.1	ND	0.78	ND	0.83	ND	0.84	ND	0.8	ND	2.7	ND	2.7	ND	2.7
1,2-Dichloroethane	ND	4.1	ND	4.3	ND	0.85	ND	2.1	ND	0.77	ND	0.81	ND	0.82	ND	0.79	ND	2.7	ND	2.7	ND	2.6
1,2-Dichloroethene (total)	ND	4.1	ND	4.3	ND	0.85	ND	2.1	ND	0.77	ND	0.81	ND	0.82	0.21	0.79	ND	2.7	ND	2.7	ND	2.6
1,2-Dichloropropane	ND	4.2	ND	4.4	ND	0.86	ND	2.1	ND	0.78	ND	0.83	ND	0.84	ND	0.8	ND	2.7	ND	2.7	ND	2.7
1,3,5-Trimethylbenzene	0.66 J	4.1	ND	4.3	0.22 J	0.85	ND	2.1	ND	0.77	0.13 J	0.81	ND	0.82	ND	0.79	ND	2.7	ND	2.7	ND	2.6
1,3-Butadiene	ND	4.1	ND	4.3	0.23 J	0.83	0.37 J	2	ND	0.75	0.25 J	0.8	ND	0.81	ND	0.77	ND	2.6	ND	2.6	ND	2.6
1,3-Dichlorobenzene	ND	4.2	ND	4.4	ND	0.86	ND	2.1	ND	0.78	ND	0.83	ND	0.84	ND	0.8	ND	2.7	ND	2.7	ND	2.7
1,4-Dichlorobenzene	ND	4.2	ND	4.4	ND	0.86	ND	2.1	ND	0.78	ND	0.83	ND	0.84	ND	0.8	ND	2.7	ND	2.7	ND	2.7
1,4-Dioxane	ND	4.1	ND	4.3	ND	0.85	ND	2.1	ND	0.77	ND	0.81	ND	0.82	ND	0.79	ND	2.7	ND	2.7	ND	2.6
2-Butanone	ND	7.8	ND	8.2	1.6 J	1.6	6.7	3.9	ND	1.5	1.8	1.5	ND	1.6	0.38 J	1.5	1.4 J	5	2.1 J	5	1.5 J	5
2-Hexanone	ND	4.2	ND	4.4	0.33 J	0.86	1.2 J	2.1	ND	0.78	0.34 J	0.83	ND	0.84	ND	0.8	ND	2.7	0.44 J	2.7	ND	2.7
2-Propanol	45	16	ND	17	1.1 J	3.4	ND	8.2	ND	3	ND	3.2	ND	3.3	ND	3.1	62	11	ND	11	99	10
4-Ethyltoluene	ND	4.1	ND	4.3	0.21 J	0.85	ND	2.1	ND	0.77	0.14 J	0.81	ND	0.82	ND	0.79	ND	2.7	ND	2.7	ND	2.6
4-Methyl-2-pentanone	0.94 J	4.1	3.1 J	4.3	0.38 J	0.85	0.44 J	2.1	0.38 J	0.77	0.19 J	0.81	ND	0.82	0.22 J	0.79	ND	2.7	ND	2.7	0.98 J	2.6
Acetic acid, methyl ester	ND	3.9	ND	4.1	0.84	0.8	ND	2	ND	0.73	ND	0.77	ND	0.78	ND	0.75	ND	2.5	ND	2.5	ND	2.5
Acetone	32 J	42	27 J	44	140	8.6	220	21	34	7.8	130	8.3	49	8.4	88	8	33	27	8.6 J	27	12 J	27
Allyl chloride	ND	4.1	ND	4.3	ND	0.85	ND	2.1	ND	0.77	ND	0.81	ND	0.82	ND	0.79	ND	2.7	ND	2.7	ND	2.6
Benzene	0.75 J	4.1	ND	4.3	ND	0.83	0.77 J	2	0.13 J	0.75	0.2 J	0.8	ND	0.81	ND	0.77	0.46 J	2.6	ND	2.6	0.56 J	2.6
Bromodichloromethane	ND	4.1	ND	4.3	ND	0.85	ND	2.1	ND	0.77	ND	0.81	ND	0.82	ND	0.79	ND	2.7	ND	2.7	ND	2.6
Bromoform	ND	4.1	ND	4.3	ND	0.85	ND	2.1	ND	0.77	ND	0.81	ND	0.82	ND	0.79	ND	2.7	ND	2.7	ND	2.6
Bromomethane	ND	3.9	ND	4.1	ND	0.8	ND	2	ND	0.73	ND	0.77	ND	0.78	ND	0.75	ND	2.5	ND	2.5	ND	2.5
Carbon disulfide	ND	8.6	ND	9	ND	1.8	ND	4.3	ND	1.6	ND	1.7	ND	1.7	ND	1.6	ND	5.5	ND	5.5	ND	5.5
Carbon tetrachloride	ND	0.78	ND	0.82	0.3	0.16	0.4	0.39	0.31	0.15	0.3	0.15	0.29	0.16	0.57	0.15	0.4 J	0.5	0.4 J	0.5	0.41 J	0.5
Chlorobenzene	ND	4.1	ND	4.3	ND	0.85	ND	2.1	ND	0.77	ND	0.81	ND	0.82	ND	0.79	ND	2.7	ND	2.7	ND	2.6
Chlorodifluoromethane	2.4 J	3.9	ND	4.1	0.63 J	0.8	ND	2	0.66 J	0.73	0.47 J	0.77	ND	0.78	ND	0.75	2.8	2.5	2.6	2.5	2 J	2.5
Chloroethane	ND	4	ND	4.2	ND	0.82	ND	2	ND	0.74	ND	0.78	ND	0.79	ND	0.76	ND	2.6	ND	2.6	ND	2.5
Chloroform	ND	4.2	2.3 J	4.4	0.28 J	0.86	ND	2.1	0.54 J	0.78	0.5 J	0.83	0.32 J	0.84	0.73 J	0.8	ND	2.7	ND	2.7	ND	2.7
Chloromethane	1 J	3.9	ND	4.1	ND	0.8	0.84 J	2	ND	0.73	ND	0.77	ND	0.78	ND	0.75	0.88 J	2.5	0.51 J	2.5	0.49 J	2.5
cis-1,2-Dichloroethene	ND	4.1	ND	4.3	ND	0.85	ND	2.1	ND	0.77	ND	0.81	ND	0.82	0.21 J	0.79	ND	2.7	ND	2.7	ND	2.6
cis-1,3-Dichloropropene	ND	4.4	ND	4.6	ND	0.9	ND	2.2	ND	0.81	ND	0.86	ND	0.87	ND	0.83	ND	2.8	ND	2.8	ND	2.8
Cyclohexane	ND	7.8	ND	8.2	ND	1.6	ND	3.9	ND	1.5	ND	1.5	ND	1.6	ND	1.5	ND	5	ND	5	ND	5
Dibromochloromethane	ND	4.2	ND	4.4	ND	0.86	ND	2.1	ND	0.78	ND	0.83	ND	0.84	ND	0.8	ND	2.7	ND	2.7	ND	2.7
Dichlorodifluoromethane	2.2 J	4.1	2.1 J	4.3	2.2	0.83	2.1	2	2.6	0.75	3.3	0.8	2.2	0.81	3.2	0.77	2.2 J	2.6	2.1 J	2.6	2 J	2.6
Difluoroethane	ND	3.9	25	4.1	ND	0.8	ND	2	ND	0.73	ND	0.77	ND	0.78	ND	0.75	ND	2.5	ND	2.5	20	2.5
Ethylbenzene	2.3 J	4.1	ND	4.3	0.22 J	0.83	0.36 J	2	ND	0.75	0.21 J	0.8	ND	0.81	ND	0.77	0.64 J	2.6	ND	2.6	ND	2.6
Freon 115	ND	3.9	ND	4.1	ND	0.8	ND	2	ND	0.73	ND	0.77	ND	0.78	ND	0.75	ND	2.5	ND	2.5	ND	2.5
Freon 123	ND	3.9	ND	4.1	ND	0.8	ND	2	ND	0.73	ND	0.77	ND	0.78	ND	0.75	ND	2.5	ND	2.5	ND	2.5
Hexachlorobutadiene	ND	4.1	ND	4.3	ND	0.85	ND	2.1	ND	0.77	ND	0.81	ND	0.82	ND	0.79	ND	2.7	ND	2.7	ND	2.6
Hexane	ND	4.2	ND	4.4	ND	0.86	0.53 J	2.1	ND	0.78	ND	0.83	ND	0.84	ND	0.8	ND	2.7	ND	2.7	ND	2.7
Isopropylbenzene	ND	4.1	ND	4.3	ND	0.85	ND	2.1	ND	0.77	ND	0.81	ND	0.82	ND	0.79	ND	2.7	ND	2.7	ND	2.6
Methyl cyclohexane	ND	3.9	ND	4.1	ND	0.8	ND	2	ND	0.73	ND	0.77	ND	0.78	ND	0.75	ND	2.5	ND	2.5	ND	2.5
Methyl Tertbutyl Ether	ND	4.2	ND	4.4	ND	0.86	ND	2.1	ND	0.78	ND	0.83	ND	0.84	ND	0.8	ND	2.7	ND	2.7	ND	2.7
Methylene chloride	ND	4.2	ND	4.4	ND	0.86	ND	2.1	ND	0.78	ND	0.83	ND	0.84	ND	0.8	ND	2.7	ND	2.7	1.4 J	2.7
Styrene	ND	4.1	ND	4.3	0.25 J	0.85	ND	2.1	ND	0.77	0.64 J	0.81	ND	0.82	ND	0.79	ND	2.7	ND	2.7	ND	2.6
Tetrachloroethene	ND	4.1	2.3 J	4.3	0.32 J	0.85	ND	2.1	0.99	0.77	15	0.81	2.5	0.82	34	0.79	2.1 J	2.7	2 J	2.7	1.5 J	2.6
Toluene	2.4 J	4.1	0.98 J	4.3	1.3	0.85	2.1	2.1	0.16 J	0.77	1.6	0.81	0.24 J	0.82	0.24 J	0.79	1.4 J	2.7	0.6 J	2.7	2.4 J	2.6
trans-1,2-Dichloroethene	ND	4.1	ND	4.3	ND	0.85	ND	2.1	ND	0.77	ND	0.81	ND	0.82	ND	0.79	ND	2.7	ND	2.7	ND	2.6
trans-1,3-Dichloropropene	ND	4.1	ND	4.3	ND	0.85	ND	2.1	ND	0.77	ND	0.81	ND	0.82	ND	0.79	ND	2.7	ND	2.7	ND	2.6
Trichloroethene	ND	0.86	2.1	0.9	2.1	0.18	0.81	0.43	0.19	0.16	120	0.17	1.2	0.17	42	0.16	1.7	0.55	1.4	0.55	0.48 J	0.55
Trichlorofluoromethane	1.2 J	4.1	1.2 J	4.3	1.2	0.85	1.2 J	2.1	1.4	0.77	2.1	0.81	1.1	0.82	4.2	0.79	1.1 J	2.7	1.1 J	2.7	1.1 J	2.6
Vinyl chloride	ND	0.86	ND	0.9	ND	0.18	ND	0.43	ND	0.16	ND	0.17	ND	0.17	ND	0.16	ND	0.55	ND	0.55	ND	0.55
Xylene, o	2.5 J	4.1	0.64 J	4.3	0.39 J	0.85	0.58 J	2.1	0.14 J	0.77	0.29 J	0.81	ND	0.82	0.17 J	0.79	0.9 J	2.7	0.43 J	2.7	0.6 J	2.6
Xylenes (m&p)	9	8.6	1.6 J	9	0.94 J	1.8	1.4 J	4.3	0.3 J	1.6	0.79 J	1.7	0.24 J	1.7	0.45 J	1.6	2.7 J	5.5	0.99 J	5.5	1.5 J	5.5

Prepared By: BCG
Checked By: EAW

Table 2
Nested Well Soil Vapor Analytical Results
Former Unisys Facility, Lake Success, New York

Location	VP-102-51.5		VP-102-57.5		VP-102-61.5		VP-102-73.5		VP-103-5		VP-103-10		VP-103-20		VP-103-30		VP-103-40		VP-103-50		VP-103-61.5	
Sample Date	2/16/2019		2/16/2019		2/16/2019		2/16/2019		2/16/2019		2/16/2019		2/16/2019		2/16/2019		2/16/2019		2/16/2019		2/16/2019	
Sample ID	VP-102-51.5		VP-102-57.5		VP-102-61.5		VP-102-73.5		VP-103-5		VP-103-10		VP-103-20		VP-103-30		VP-103-40		VP-103-50		VP-103-61.5	
Lab Sample ID	P1900856-048		P1900856-049		P1900856-050		P1900856-051		P1900856-030		P1900856-031		P1900856-032		P1900856-033		P1900856-034		P1900856-035		P1900856-036	
QC Code	FS		FS		FS		FS		FS		FS		FS		FS		FS		FS		FS	
Matrix	AIR		AIR		AIR		AIR		AIR		AIR		AIR		AIR		AIR		AIR		AIR	
Units	UG/M3		UG/M3		UG/M3		UG/M3		UG/M3		UG/M3		UG/M3		UG/M3		UG/M3		UG/M3		UG/M3	
Duplicate																						
OV (UG/M3)	Result	MRL	Result	MRL	Result	MRL	Result	MRL	Result	MRL	Result	MRL	Result	MRL	Result	MRL	Result	MRL	Result	MRL	Result	MRL
1,1,1-Trichloroethane	0.78 J	2.3	0.87 J	1.7	0.95 J	2.6	0.91 J	2.7	ND	1.7	ND	2.4	ND	2.1	0.41 J	2.8	0.46 J	1.7	0.5 J	1.8	0.46 J	1.7
1,1,2,2-Tetrachloroethane	ND	2.2	ND	1.7	ND	2.6	ND	2.6	ND	1.7	ND	2.3	ND	2.1	ND	2.8	ND	1.7	ND	1.7	ND	1.7
1,1,2-Trichloro-1,2,2-Trifluoroethane	8.6	2.2	9.3	1.7	8.8	2.6	7.2	2.6	0.53 J	1.7	0.55 J	2.3	3	2.1	8.6	2.8	5.4	1.7	4.2	1.7	3.8	1.7
1,1,2-Trichloroethane	ND	2.3	ND	1.7	ND	2.6	ND	2.7	ND	1.7	ND	2.4	ND	2.1	ND	2.8	ND	1.7	ND	1.8	ND	1.7
1,1-Dichloroethane	ND	2.2	ND	1.6	ND	2.5	ND	2.6	ND	1.7	ND	2.3	ND	2	ND	2.7	ND	1.7	ND	1.7	ND	1.6
1,1-Dichloroethene	ND	2.3	ND	1.7	ND	2.6	ND	2.7	ND	1.7	ND	2.4	ND	2.1	ND	2.8	ND	1.7	ND	1.8	ND	1.7
1,2,4-Trichlorobenzene	ND	2.2	ND	1.7	ND	2.6	ND	2.6	ND	1.7	ND	2.3	ND	2.1	ND	2.8	ND	1.7	ND	1.7	ND	1.7
1,2,4-Trimethylbenzene	1.2 J	2.2	1.2 J	1.7	1 J	2.6	0.98 J	2.6	1.7 J	1.7	1.3 J	2.3	1.8 J	2.1	1.7 J	2.8	1.2 J	1.7	1.6 J	1.7	1.4 J	1.7
1,2-Dibromo-3-chloropropane	ND	2.2	ND	1.6	ND	2.5	ND	2.6	ND	1.7	ND	2.3	ND	2	ND	2.7	ND	1.7	ND	1.7	ND	1.6
1,2-Dibromoethane	ND	2.3	ND	1.7	ND	2.6	ND	2.7	ND	1.7	ND	2.4	ND	2.1	ND	2.8	ND	1.7	ND	1.8	ND	1.7
1,2-Dichloro-1,1,2,2-tetrafluoroethane	ND	2.1	ND	1.6	ND	2.5	ND	2.5	ND	1.6	ND	2.2	ND	2	ND	2.7	ND	1.6	ND	1.7	ND	1.6
1,2-Dichlorobenzene	ND	2.3	ND	1.7	ND	2.6	ND	2.7	ND	1.7	ND	2.4	ND	2.1	ND	2.8	ND	1.7	ND	1.8	ND	1.7
1,2-Dichloroethane	ND	2.2	ND	1.7	ND	2.6	ND	2.6	ND	1.7	ND	2.3	ND	2.1	ND	2.8	ND	1.7	ND	1.7	ND	1.7
1,2-Dichloroethene (total)	4.8	2.2	4.1	1.7	3.7	2.6	2.6	2.6	ND	1.7	ND	2.3	0.41	2.1	2.3	2.8	2.5	1.7	2.7	1.7	2.3	1.7
1,2-Dichloropropane	ND	2.3	ND	1.7	ND	2.6	ND	2.7	ND	1.7	ND	2.4	ND	2.1	ND	2.8	ND	1.7	ND	1.8	ND	1.7
1,3,5-Trimethylbenzene	ND	2.2	0.3 J	1.7	ND	2.6	ND	2.6	0.44 J	1.7	ND	2.3	0.43 J	2.1	0.41 J	2.8	0.29 J	1.7	0.39 J	1.7	0.34 J	1.7
1,3-Butadiene	ND	2.2	ND	1.6	ND	2.5	ND	2.6	ND	1.7	ND	2.3	ND	2	ND	2.7	ND	1.7	ND	1.7	ND	1.6
1,3-Dichlorobenzene	ND	2.3	ND	1.7	ND	2.6	ND	2.7	ND	1.7	ND	2.4	ND	2.1	ND	2.8	ND	1.7	ND	1.8	ND	1.7
1,4-Dichlorobenzene	ND	2.3	ND	1.7	ND	2.6	ND	2.7	ND	1.7	ND	2.4	ND	2.1	ND	2.8	ND	1.7	ND	1.8	ND	1.7
1,4-Dioxane	ND	2.2	ND	1.7	ND	2.6	ND	2.6	ND	1.7	ND	2.3	ND	2.1	ND	2.8	ND	1.7	ND	1.7	ND	1.7
2-Butanone	1.3 J	4.2	0.79 J	3.1	0.67 J	4.9	1.2 J	4.9	1.2 J	3.2	1.7 J	4.4	0.73 J	3.9	0.96 J	5.3	0.95 J	3.2	0.89 J	3.3	2.6 J	3.1
2-Hexanone	ND	2.3	ND	1.7	ND	2.6	ND	2.7	0.25 J	1.7	0.31 J	2.4	ND	2.1	ND	2.8	ND	1.7	ND	1.8	0.45 J	1.7
2-Propanol	24	8.8	28	6.6	20	10	13	10	69	6.8	ND	9.2	2 J	8.2	1.7 J	11	ND	6.7	ND	6.9	1.9 J	6.6
4-Ethyltoluene	ND	2.2	0.27 J	1.7	ND	2.6	ND	2.6	0.37 J	1.7	ND	2.3	0.38 J	2.1	ND	2.8	ND	1.7	0.34 J	1.7	0.3 J	1.7
4-Methyl-2-pentanone	1.3 J	2.2	1.7	1.7	1.9 J	2.6	3	2.6	0.48 J	1.7	0.53 J	2.3	0.5 J	2.1	0.38 J	2.8	0.38 J	1.7	0.58 J	1.7	0.43 J	1.7
Acetic acid, methyl ester	ND	2.1	ND	1.6	ND	2.4	ND	2.5	ND	1.6	ND	2.2	ND	2	ND	2.6	ND	1.6	ND	1.7	2.5	1.6
Acetone	11 J	23	11 J	17	8.2 J	26	6.9 J	27	22	17	ND	24	7.6 J	21	ND	28	ND	17	4.7 J	18	ND	17
Allyl chloride	ND	2.2	ND	1.7	ND	2.6	ND	2.6	ND	1.7	ND	2.3	ND	2.1	ND	2.8	ND	1.7	ND	1.7	ND	1.7
Benzene	ND	2.2	0.31 J	1.6	ND	2.5	ND	2.6	0.48 J	1.7	ND	2.3	0.47 J	2	ND	2.7	ND	1.7	ND	1.7	0.41 J	1.6
Bromodichloromethane	ND	2.2	0.35 J	1.7	ND	2.6	ND	2.6	ND	1.7	ND	2.3	ND	2.1	ND	2.8	0.37 J	1.7	0.4 J	1.7	0.36 J	1.7
Bromoform	ND	2.2	ND	1.7	ND	2.6	ND	2.6	ND	1.7	ND	2.3	ND	2.1	ND	2.8	ND	1.7	ND	1.7	ND	1.7
Bromomethane	ND	2.1	ND	1.6	ND	2.4	ND	2.5	ND	1.6	ND	2.2	ND	2	ND	2.6	ND	1.6	ND	1.7	ND	1.6
Carbon disulfide	ND	4.6	ND	3.5	ND	5.4	ND	5.4	ND	3.5	ND	4.8	0.92 J	4.3	4 J	5.8	ND	3.5	ND	3.6	ND	3.5
Carbon tetrachloride	0.48	0.42	0.48	0.31	0.46 J	0.49	0.43 J	0.49	0.41	0.32	0.43 J	0.44	3.3	0.39	7.5	0.53	4.2	0.32	2.2	0.33	1.8	0.31
Chlorobenzene	ND	2.2	ND	1.7	ND	2.6	ND	2.6	ND	1.7	ND	2.3	ND	2.1	ND	2.8	ND	1.7	ND	1.7	ND	1.7
Chlorodifluoromethane	1.5 J	2.1	ND	1.6	ND	2.4	ND	2.5	13	1.6	1.5 J	2.2	5.3	2	10	2.6	8.1	1.6	7.5	1.7	6.6	1.6
Chloroethane	ND	2.1	ND	1.6	ND	2.5	ND	2.5	ND	1.6	ND	2.2	ND	2	ND	2.7	ND	1.6	ND	1.7	ND	1.6
Chloroform	3.2	2.3	2.1	1.7	2.1 J	2.6	2.1 J	2.7	ND	1.7	1.3 J	2.4	5	2.1	5.3	2.8	4.6	1.7	4	1.8	3.7	1.7
Chloromethane	ND	2.1	ND	1.6	ND	2.4	ND	2.5	0.64 J	1.6	ND	2.2	ND	2	ND	2.6	ND	1.6	ND	1.7	ND	1.6
cis-1,2-Dichloroethene	4.8	2.2	4.1	1.7	3.7	2.6	2.6	2.6	ND	1.7	ND	2.3	0.41 J	2.1	2.3 J	2.8	2.5	1.7	2.7	1.7	2.3	1.7
cis-1,3-Dichloropropene	ND	2.4	ND	1.8	ND	2.7	ND	2.8	ND	1.8	ND	2.5	ND	2.2	ND	2.9	ND	1.8	ND	1.8	ND	1.8
Cyclohexane	ND	4.2	ND	3.1	ND	4.9	ND	4.9	ND	3.2	ND	4.4	ND	3.9	ND	5.3	ND	3.2	ND	3.3	ND	3.1
Dibromochloromethane	ND	2.3	ND	1.7	ND	2.6	ND	2.7	ND	1.7	ND	2.4	ND	2.1	ND	2.8	0.24 J	1.7	0.29 J	1.8	0.28 J	1.7
Dichlorodifluoromethane	2.2	2.2	2.2	1.6	2.2 J	2.5	2.2 J	2.6	2.2	1.7	2.1 J	2.3	2.1	2	2.1 J	2.7	2.1	1.7	2.1	1.7	2.1	1.6
Difluoroethane	ND	2.1	ND	1.6	ND	2.4	ND	2.5	ND	1.6	9.8	2.2	1.9 J	2	ND	2.6	ND	1.6	ND	1.7	ND	1.6
Ethylbenzene	ND	2.2	0.29 J	1.6	ND	2.5	ND	2.6	0.34 J	1.7	ND	2.3	0.36 J	2	ND	2.7	ND	1.7	0.29 J	1.7	0.32 J	1.6
Freon 115	ND	2.1	ND	1.6	ND	2.4	ND	2.5	ND	1.6	ND	2.2	ND	2	ND	2.6	ND	1.6	ND	1.7	ND	1.6
Freon 123	ND	2.1	ND	1.6	ND	2.4	ND	2.5	ND	1.6	ND	2.2	ND	2	ND	2.6	ND	1.6	ND	1.7	ND	1.6
Hexachlorobutadiene	ND	2.2	ND	1.7	ND	2.6	ND	2.6	ND	1.7	ND	2.3	ND	2.1	ND	2.8	ND	1.7	ND	1.7	ND	1.7
Hexane	ND	2.3	ND	1.7	ND	2.6	ND	2.7	ND	1.7	ND	2.4	2.2	2.1	ND	2.8	ND	1.7	ND	1.8	0.35 J	1.7
Isopropylbenzene	ND	2.2	ND	1.7	ND	2.6	ND	2.6	ND	1.7	ND	2.3	ND	2.1	ND	2.8	ND	1.7	ND	1.7	ND	1.7
Methyl cyclohexane	ND	2.1	ND	1.6	ND	2.4	ND	2.5	ND	1.6	ND	2.2	ND	2	ND	2.6	ND	1.6	ND	1.7	ND	1.6
Methyl Tertbutyl Ether	ND	2.3	ND	1.7	ND	2.6	ND	2.7	ND	1.7	ND	2.4	ND	2.1	ND	2.8	ND	1.7	ND	1.8	ND	1.7
Methylene chloride	ND	2.3	ND	1.7	ND	2.6	ND	2.7	ND	1.7	ND	2.4	ND	2.1	ND	2.8	ND	1.7	ND	1.8	ND	1.7
Styrene	ND	2.2	ND	1.7	ND	2.6	ND	2.6	0.31 J	1.7	ND	2.3	0.36 J	2.1	ND	2.8	ND	1.7	ND	1.7	0.41 J	1.7
Tetrachloroethene	240	2.2	240	1.7	240	2.6	210	2.6	0.28 J	1.7	0.88 J	2.3	68	2.1	150	2.8	180	1.7	180	1.7	170	1.7
Toluene	0.87 J	2.2	2.3	1.7	2 J	2.6	0.79 J	2.6	0.92 J	1.7	0.55 J	2.3	4.2	2.1	0.89 J	2.8	0.55 J	1.7	0.76 J	1.7	2.9	1.7
trans-1,2-Dichloroethene	ND	2.2	ND	1.7	ND	2.6	ND	2.6	ND	1.7	ND	2.3	ND	2.1	ND	2.8	ND	1.7	ND	1.7	ND	1.7
trans-1,3-Dichloropropene	ND	2.2	ND	1.7	ND	2.6	ND	2.6	ND	1.7	ND	2.3	ND	2.1	ND	2.8	ND	1.7	ND	1.7	ND	1.7
Trichloroethene	360	0.46	350	1.7	350	0.54	300	0.54	0.93	0.35	1.7	0.48	160	0.43	310	0.58	310	0.35	320	0.36	280	0.35
Trichlorofluoromethane	1.9 J	2.2	2.4	1.7	2.3 J	2.6	1.9 J	2.6	1.2 J	1.7	1.2 J	2.3	1.8 J	2.1	2.5 J	2.8	2.5	1.7	2.3	1.7	2.1	1.7
Vinyl chloride	ND	0.46	ND	0.35	ND	0.54	ND	0.54	ND	0.35	ND	0.48	ND	0.43	ND	0.58	ND	0.35	ND	0.36	ND	0.35
Xylene, o	0.48 J	2.2	0.52 J	1.7	0.46 J	2.6	0.39 J	2.6	0.63 J	1.7	0.47 J	2.3	0.66 J	2.1	0.62 J	2.8	0.41 J	1.7	0.57 J	1.7	0.58 J	1.7
Xylenes (m&p)	1.2 J	4.6	1.2 J	3.5	1.1 J	5.4	0.97 J	5.4	1.5 J	3.5	1.1 J	4.8	1.5 J	4.3	1.4 J	5.8	0.95 J	3.5	1.3 J	3.6	1.3 J	3.5

Prepared By: BCG
Checked By: EAW

Table 2
Nested Well Soil Vapor Analytical Results
Former Unisys Facility, Lake Success, New York

Location	VP-103-74.5		VP-104-5		VP-104-10		VP-104-19		VP-104-30		VP-104-40		VP-104-50		VP-104-62		VP-104-73		VP-105-5		VP-105-10	
Sample Date	2/16/2019		2/15/2019		2/15/2019		2/15/2019		2/15/2019		2/15/2019		2/15/2019		2/15/2019		2/15/2019		2/13/2019		2/13/2019	
Sample ID	VP-103-74.5		VP-104-5		VP-104-10		VP-104-19		VP-104-30		VP-104-40		VP-104-50		VP-104-62		VP-104-73		VP-105-5		VP-105-10	
Lab Sample ID	P1900856-037		P1900856-018		P1900856-019		P1900856-020		P1900856-021		P1900856-022		P1900856-023		P1900856-024		P1900856-025		P1900838-016		P1900838-017	
QC Code	FS		FS		FS		FS		FS		FS		FS		FS		FS		FS		FS	
Matrix	AIR		AIR		AIR		AIR		AIR		AIR		AIR		AIR		AIR		AIR		AIR	
Units	UG/M3		UG/M3		UG/M3		UG/M3		UG/M3		UG/M3		UG/M3		UG/M3		UG/M3		UG/M3		UG/M3	
Duplicate																						
OV (UG/M3)	Result	MRL	Result	MRL	Result	MRL	Result	MRL	Result	MRL	Result	MRL	Result	MRL	Result	MRL	Result	MRL	Result	MRL	Result	MRL
1,1,1-Trichloroethane	0.46 J	1.3	ND	0.85	ND	0.85	0.42 J	0.86	0.81 J	5.1	0.8 J	5.7	1 J	4.9	1.1 J	5.3	1.3 J	5.2	ND	1.6	ND	2.5
1,1,2,2-Tetrachloroethane	ND	1.3	ND	0.83	ND	0.84	ND	0.85	ND	5	ND	5.5	ND	4.8	ND	5.2	ND	5.1	ND	1.6	ND	2.5
1,1,2-Trichloro-1,2,2-Trifluoroethane	3.6	1.3	0.74 J	0.83	0.77 J	0.84	45	0.85	62	5	58	5.5	62	4.8	61	5.2	61	5.1	0.74 J	1.6	0.99 J	2.5
1,1,2-Trichloroethane	ND	1.3	ND	0.85	ND	0.85	ND	0.86	ND	5.1	ND	5.7	ND	4.9	ND	5.3	ND	5.2	ND	1.6	ND	2.5
1,1-Dichloroethane	ND	1.2	ND	0.82	ND	0.82	ND	0.83	ND	4.9	ND	5.4	ND	4.7	ND	5.1	ND	5	ND	1.6	ND	2.4
1,1-Dichloroethene	ND	1.3	ND	0.85	ND	0.85	0.21 J	0.86	ND	5.1	ND	5.7	ND	4.9	ND	5.3	ND	5.2	ND	1.6	ND	2.5
1,2,4-Trichlorobenzene	ND	1.3	ND	0.83	0.22 J	0.84	ND	0.85	ND	5	ND	5.5	ND	4.8	ND	5.2	ND	5.1	ND	1.6	ND	2.5
1,2,4-Trimethylbenzene	1.1 J	1.3	1.6	0.83	0.87	0.84	ND	0.85	0.72 J	5	ND	5.5	ND	4.8	0.98 J	5.2	ND	5.1	1.3 J	1.6	1.4 J	2.5
1,2-Dibromo-3-chloropropane	ND	1.2	ND	0.82	ND	0.82	ND	0.83	ND	4.9	ND	5.4	ND	4.7	ND	5.1	ND	5	ND	1.6	ND	2.4
1,2-Dibromoethane	ND	1.3	ND	0.85	ND	0.85	ND	0.86	ND	5.1	ND	5.7	ND	4.9	ND	5.3	ND	5.2	ND	1.6	ND	2.5
1,2-Dichloro-1,1,2,2-tetrafluoroethane	ND	1.2	ND	0.8	ND	0.81	ND	0.82	ND	4.8	ND	5.3	ND	4.6	ND	5	ND	4.9	ND	1.6	ND	2.4
1,2-Dichlorobenzene	ND	1.3	ND	0.85	ND	0.85	ND	0.86	ND	5.1	ND	5.7	ND	4.9	ND	5.3	ND	5.2	ND	1.6	ND	2.5
1,2-Dichloroethane	ND	1.3	0.12 J	0.83	ND	0.84	ND	0.85	ND	5	ND	5.5	ND	4.8	ND	5.2	ND	5.1	ND	1.6	ND	2.5
1,2-Dichloroethene (total)	1.8	1.3	ND	0.83	ND	0.84	83	0.85	120	5	120	5.5	130	4.8	110	5.2	77	5.1	1.3	1.6	ND	2.5
1,2-Dichloropropane	ND	1.3	ND	0.85	ND	0.85	ND	0.86	ND	5.1	ND	5.7	ND	4.9	ND	5.3	ND	5.2	ND	1.6	ND	2.5
1,3,5-Trimethylbenzene	0.29 J	1.3	0.45 J	0.83	0.22 J	0.84	ND	0.85	ND	5	ND	5.5	ND	4.8	ND	5.2	ND	5.1	0.34 J	1.6	0.37 J	2.5
1,3-Butadiene	ND	1.2	ND	0.82	ND	0.82	ND	0.83	ND	4.9	ND	5.4	ND	4.7	ND	5.1	ND	5	ND	1.6	ND	2.4
1,3-Dichlorobenzene	ND	1.3	ND	0.85	ND	0.85	ND	0.86	ND	5.1	ND	5.7	ND	4.9	ND	5.3	ND	5.2	ND	1.6	ND	2.5
1,4-Dichlorobenzene	ND	1.3	0.13 J	0.85	0.24 J	0.85	ND	0.86	ND	5.1	ND	5.7	ND	4.9	0.97 J	5.3	ND	5.2	ND	1.6	ND	2.5
1,4-Dioxane	ND	1.3	ND	0.83	ND	0.84	ND	0.85	ND	5	ND	5.5	ND	4.8	ND	5.2	ND	5.1	ND	1.6	ND	2.5
2-Butanone	0.92 J	2.4	1.4 J	1.6	0.76 J	1.6	0.4 J	1.6	4.2 J	9.5	ND	10	ND	9.1	1.5 J	9.9	ND	9.6	0.46 J	3	1.1 J	4.6
2-Hexanone	ND	1.3	ND	0.85	0.16 J	0.85	ND	0.86	0.77 J	5.1	ND	5.7	ND	4.9	ND	5.3	ND	5.2	ND	1.6	ND	2.5
2-Propanol	0.97 J	5	5.8	3.3	4.6	3.3	0.68 J	3.4	ND	20	ND	22	ND	19	ND	21	ND	20	3.8 J	6.4	1.4 J	9.7
4-Ethyltoluene	0.24 J	1.3	0.38 J	0.83	0.22 J	0.84	ND	0.85	ND	5	ND	5.5	ND	4.8	ND	5.2	ND	5.1	0.35 J	1.6	ND	2.5
4-Methyl-2-pentanone	0.68 J	1.3	0.27 J	0.83	0.33 J	0.84	ND	0.85	ND	5	ND	5.5	ND	4.8	ND	5.2	ND	5.1	0.73 J	1.6	0.39 J	2.5
Acetic acid, methyl ester	ND	1.2	ND	0.79	ND	0.79	ND	0.8	ND	4.8	ND	5.2	ND	4.5	ND	4.9	ND	4.8	ND	1.5	ND	2.3
Acetone	3.6 J	13	11	8.5	24	8.5	4.5 J	8.6	ND	51	ND	57	ND	49	ND	53	ND	52	ND	16	ND	25
Allyl chloride	ND	1.3	ND	0.83	ND	0.84	ND	0.85	ND	5	ND	5.5	ND	4.8	ND	5.2	ND	5.1	ND	1.6	ND	2.5
Benzene	0.19 J	1.2	0.55 J	0.82	0.35 J	0.82	0.17 J	0.83	ND	4.9	ND	5.4	ND	4.7	ND	5.1	ND	5	0.81 J	1.6	0.38 J	2.4
Bromodichloromethane	0.35 J	1.3	ND	0.83	ND	0.84	ND	0.85	ND	5	ND	5.5	ND	4.8	ND	5.2	ND	5.1	ND	1.6	ND	2.5
Bromoform	ND	1.3	ND	0.83	ND	0.84	ND	0.85	ND	5	ND	5.5	ND	4.8	ND	5.2	ND	5.1	ND	1.6	ND	2.5
Bromomethane	ND	1.2	ND	0.79	ND	0.79	ND	0.8	ND	4.8	ND	5.2	ND	4.5	ND	4.9	ND	4.8	ND	1.5	ND	2.3
Carbon disulfide	ND	2.6	0.67 J	1.7	0.33 J	1.7	ND	1.8	ND	10	ND	12	ND	10	ND	11	ND	11	ND	3.3	ND	5.1
Carbon tetrachloride	1.6	0.24	0.43	0.16	0.41	0.16	0.31	0.16	ND	0.95	ND	1	ND	0.91	ND	0.99	ND	0.96	0.43	0.3	0.41 J	0.46
Chlorobenzene	ND	1.3	ND	0.83	ND	0.84	ND	0.85	ND	5	ND	5.5	ND	4.8	ND	5.2	ND	5.1	ND	1.6	ND	2.5
Chlorodifluoromethane	6.2	1.2	2.1	0.79	2	0.79	68	0.8	120	4.8	110	5.2	130	4.5	130	4.9	140	4.8	1 J	1.5	ND	2.3
Chloroethane	ND	1.2	ND	0.8	ND	0.81	ND	0.82	ND	4.8	ND	5.3	ND	4.6	ND	5	ND	4.9	ND	1.6	ND	2.4
Chloroform	3.8	1.3	0.12 J	0.85	0.12 J	0.85	18	0.86	26	5.1	25	5.7	31	4.9	34	5.3	36	5.2	ND	1.6	ND	2.5
Chloromethane	ND	1.2	0.38 J	0.79	0.17 J	0.79	ND	0.8	ND	4.8	ND	5.2	ND	4.5	ND	4.9	ND	4.8	0.66 J	1.5	ND	2.3
cis-1,2-Dichloroethene	1.8	1.3	ND	0.83	ND	0.84	81	0.85	120	5	110	5.5	130	4.8	110	5.2	76	5.1	1.3 J	1.6	ND	2.5
cis-1,3-Dichloropropene	ND	1.3	ND	0.88	ND	0.88	ND	0.9	ND	5.3	ND	5.9	ND	5.1	ND	5.5	ND	5.4	ND	1.7	ND	2.6
Cyclohexane	ND	2.4	0.26 J	1.6	ND	1.6	ND	1.6	ND	9.5	ND	10	ND	9.1	ND	9.9	ND	9.6	0.54 J	3	ND	4.6
Dibromochloromethane	0.22 J	1.3	ND	0.85	ND	0.85	ND	0.86	ND	5.1	ND	5.7	ND	4.9	ND	5.3	ND	5.2	ND	1.6	ND	2.5
Dichlorodifluoromethane	2.2	1.2	2.2	0.82	2.2	0.82	2.3	0.83	2.6 J	4.9	2.4 J	5.4	2.4 J	4.7	2.5 J	5.1	2.5 J	5	2.2	1.6	2.1 J	2.4
Difluoroethane	ND	1.2	120	0.79	78	0.79	12	0.8	15	4.8	13	5.2	5.5	4.5	ND	4.9	ND	4.8	110	1.5	100	2.3
Ethylbenzene	0.26 J	1.2	0.56 J	0.82	0.36 J	0.82	ND	0.83	ND	4.9	ND	5.4	ND	4.7	ND	5.1	ND	5	0.69 J	1.6	0.37 J	2.4
Freon 115	ND	1.2	ND	0.79	ND	0.79	ND	0.8	ND	4.8	ND	5.2	ND	4.5	ND	4.9	ND	4.8	ND	1.5	ND	2.3
Freon 123	ND	1.2	ND	0.79	ND	0.79	ND	0.8	ND	4.8	ND	5.2	ND	4.5	ND	4.9	ND	4.8	ND	1.5	ND	2.3
Hexachlorobutadiene	ND	1.3	ND	0.83	ND	0.84	ND	0.85	ND	5	ND	5.5	ND	4.8	ND	5.2	ND	5.1	ND	1.6	ND	2.5
Hexane	ND	1.3	0.4 J	0.85	0.19 J	0.85	0.3 J	0.86	ND	5.1	ND	5.7	ND	4.9	ND	5.3	ND	5.2	0.88 J	1.6	1.9 J	2.5
Isopropylbenzene	ND	1.3	ND	0.83	ND	0.84	ND	0.85	ND	5	ND	5.5	ND	4.8	ND	5.2	ND	5.1	ND	1.6	ND	2.5
Methyl cyclohexane	ND	1.2	ND	0.79	ND	0.79	ND	0.8	ND	4.8	ND	5.2	ND	4.5	ND	4.9	ND	4.8	ND	1.5	ND	2.3
Methyl Tertbutyl Ether	ND	1.3	ND	0.85	ND	0.85	ND	0.86	ND	5.1	ND	5.7	ND	4.9	ND	5.3	ND	5.2	ND	1.6	ND	2.5
Methylene chloride	ND	1.3	0.57 J	0.85	0.47 J	0.85	0.36 J	0.86	ND	5.1	ND	5.7	ND	4.9	ND	5.3	ND	5.2	0.63 J	1.6	ND	2.5
Styrene	0.25 J	1.3	0.35 J	0.83	0.57 J	0.84	ND	0.85	ND	5	ND	5.5	ND	4.8	ND	5.2	ND	5.1	0.43 J	1.6	ND	2.5
Tetrachloroethene	160	1.3	0.59 J	0.83	1.1	0.84	6.4	0.85	420	5	390	5.5	470	4.8	480	5.2	430	5.1	1.9	1.6	3.2	2.5
Toluene	0.89 J	1.3	2.5	0.83	1.2	0.84	0.11 J	0.85	1.1 J	5	0.84 J	5.5	1 J	4.8	1.1 J	5.2	0.76 J	5.1	2.4	1.6	4.3	2.5
trans-1,2-Dichloroethene	ND	1.3	ND	0.83	ND	0.84	1.6	0.85	2.2 J	5	2 J	5.5	2.2 J	4.8	1.6 J	5.2	1.1 J	5.1	ND	1.6	ND	2.5
trans-1,3-Dichloropropene	ND	1.3	ND	0.83	ND	0.84	ND	0.85	ND	5	ND	5.5	ND	4.8	ND	5.2	ND	5.1	ND	1.6	ND	2.5
Trichloroethene	270	1.3	0.59	0.17	0.47	0.17	150	0.18	800	1	780	1.2	890	1	910	1.1	820	1.1	18	0.33	14	0.51
Trichlorofluoromethane	2.1	1.3	1.2	0.83	1.2	0.84	9.3	0.85	10	5	9.7	5.5	11	4.8	12	5.2	12	5.1	1.4 J	1.6	1.4 J	2.5
Vinyl chloride	ND	0.26	ND	0.17	ND	0.17	ND	0.18	ND	1	ND	1.2	ND	1	ND	1.1	ND	1.1	ND	0.33	ND	0.51
Xylene, o	0.45 J	1.3	0.71 J	0.83	0.47 J	0.84	ND	0.85	ND	5	ND	5.5	ND	4.8	ND	5.2	ND	5.1	0.96 J	1.6	0.69 J	2.5
Xylenes (m&p)	1.1 J	2.6	2	1.7	1.5 J	1.7	ND	1.8	ND	10	ND	12	ND	10	ND	11	ND	11	2.5 J	3.3	1.6 J	5.1

Prepared By: BCG
Checked By: EAW

Table 2
Nested Well Soil Vapor Analytical Results
Former Unisys Facility, Lake Success, New York

Location	VP-105-20		VP-105-50		VP-105-50		VP-105-60		VP-105-60		VP-105-72		VP-106-5		VP-106-11		VP-106-19.5		VP-106-72		VP-106-84	
Sample Date	2/13/2019		2/13/2019		2/13/2019		2/13/2019		2/13/2019		2/13/2019		2/14/2019		2/14/2019		2/14/2019		2/14/2019		2/14/2019	
Sample ID	VP-105-20		VP-105-50		VP-105-100		VP-105-60		VP-105-200		VP-105-72		VP-106-5		VP-106-11		VP-106-19.5		VP-106-72		VP-106-84	
Lab Sample ID	P1900838-018		P1900838-019		P1900838-022		P1900838-020		P1900838-023		P1900838-021		P1900838-028		P1900838-024		P1900838-025		P1900838-026		P1900838-027	
QC Code	FS		FS		FD		FS		FD		FS		FS		FS		FS		FS		FS	
Matrix	AIR		AIR		AIR		AIR		AIR		AIR		AIR		AIR		AIR		AIR		AIR	
Units	UG/M3		UG/M3		UG/M3		UG/M3		UG/M3		UG/M3		UG/M3		UG/M3		UG/M3		UG/M3		UG/M3	
Duplicate			VP-105-100				VP-105-200															
OV (UG/M3)	Result	MRL	Result	MRL	Result	MRL	Result	MRL	Result	MRL	Result	MRL	Result	MRL	Result	MRL	Result	MRL	Result	MRL	Result	MRL
1,1,1-Trichloroethane	ND	2.1	ND	35	ND	29	ND	25	ND	23	2.3 J	8.9	ND	0.88	ND	0.81	ND	0.83	ND	0.83	ND	10
1,1,2,2-Tetrachloroethane	ND	2.1	ND	34	ND	29	ND	25	ND	23	ND	8.7	ND	0.86	ND	0.8	ND	0.82	ND	0.82	ND	10
1,1,2-Trichloro-1,2,2-Trifluoroethane	0.73 J	2.1	2000	34	1800	29	110	25	96	23	140	8.7	0.63 J	0.86	0.75 J	0.8	0.87	0.82	0.54 J	0.82	27	10
1,1,2-Trichloroethane	ND	2.1	ND	35	ND	29	ND	25	ND	23	ND	8.9	ND	0.88	ND	0.81	ND	0.83	ND	0.83	ND	10
1,1-Dichloroethane	ND	2	ND	33	ND	28	ND	24	ND	22	ND	8.5	ND	0.85	ND	0.78	ND	0.8	ND	0.8	ND	9.9
1,1-Dichloroethene	ND	2.1	ND	35	ND	29	ND	25	ND	23	ND	8.9	ND	0.88	ND	0.81	ND	0.83	ND	0.83	ND	10
1,2,4-Trichlorobenzene	ND	2.1	ND	34	ND	29	ND	25	ND	23	ND	8.7	ND	0.86	ND	0.8	ND	0.82	ND	0.82	ND	10
1,2,4-Trimethylbenzene	1.3 J	2.1	ND	34	ND	29	ND	25	ND	23	1.5 J	8.7	0.34 J	0.86	0.65 J	0.8	0.34 J	0.82	0.81 J	0.82	ND	10
1,2-Dibromo-3-chloropropane	ND	2	ND	33	ND	28	ND	24	ND	22	ND	8.5	ND	0.85	ND	0.78	ND	0.8	ND	0.8	ND	9.9
1,2-Dibromoethane	ND	2.1	ND	35	ND	29	ND	25	ND	23	ND	8.9	ND	0.88	ND	0.81	ND	0.83	ND	0.83	ND	10
1,2-Dichloro-1,1,2,2-tetrafluoroethane	ND	2	ND	33	ND	28	ND	24	ND	22	ND	8.4	ND	0.83	ND	0.77	ND	0.79	ND	0.79	ND	9.8
1,2-Dichlorobenzene	ND	2.1	ND	35	ND	29	ND	25	ND	23	ND	8.9	ND	0.88	ND	0.81	ND	0.83	ND	0.83	ND	10
1,2-Dichloroethane	ND	2.1	ND	34	ND	29	ND	25	ND	23	ND	8.7	ND	0.86	ND	0.8	ND	0.82	ND	0.82	ND	10
1,2-Dichloroethene (total)	ND	2.1	1300	34	1100	29	430	25	350	23	120	8.7	ND	0.86	0.75	0.8	ND	0.82	ND	0.82	55	10
1,2-Dichloropropane	ND	2.1	ND	35	ND	29	ND	25	ND	23	ND	8.9	ND	0.88	ND	0.81	ND	0.83	ND	0.83	ND	10
1,3,5-Trimethylbenzene	0.32 J	2.1	ND	34	ND	29	ND	25	ND	23	ND	8.7	ND	0.86	0.16 J	0.8	ND	0.82	0.21 J	0.82	ND	10
1,3-Butadiene	ND	2	ND	33	ND	28	ND	24	ND	22	ND	8.5	ND	0.85	0.28 J	0.78	0.15 J	0.8	0.38 J	0.8	ND	9.9
1,3-Dichlorobenzene	ND	2.1	ND	35	ND	29	ND	25	ND	23	ND	8.9	ND	0.88	ND	0.81	ND	0.83	ND	0.83	ND	10
1,4-Dichlorobenzene	ND	2.1	ND	35	ND	29	ND	25	ND	23	2 J	8.9	ND	0.88	ND	0.81	ND	0.83	ND	0.83	ND	10
1,4-Dioxane	ND	2.1	ND	34	ND	29	ND	25	ND	23	ND	8.7	ND	0.86	ND	0.8	ND	0.82	ND	0.82	ND	10
2-Butanone	0.64 J	3.9	ND	64	ND	54	ND	46	ND	43	ND	16	1.6 J	1.6	2.5	1.5	1.7	1.5	3	1.5	ND	19
2-Hexanone	ND	2.1	ND	35	ND	29	ND	25	ND	23	ND	8.9	0.23 J	0.88	0.44 J	0.81	0.21 J	0.83	0.71 J	0.83	ND	10
2-Propanol	ND	8.2	ND	140	ND	110	ND	97	ND	89	ND	34	0.6 J	3.4	ND	3.2	ND	3.2	0.86 J	3.2	ND	40
4-Ethyltoluene	ND	2.1	ND	34	ND	29	ND	25	ND	23	ND	8.7	ND	0.86	0.16 J	0.8	ND	0.82	0.2 J	0.82	ND	10
4-Methyl-2-pentanone	0.32 J	2.1	ND	34	ND	29	ND	25	ND	23	ND	8.7	0.8 J	0.86	1.2	0.8	8.1	0.82	0.54 J	0.82	ND	10
Acetic acid, methyl ester	ND	2	ND	32	ND	27	ND	23	ND	21	ND	8.2	ND	0.82	ND	0.75	ND	0.77	1.2	0.77	ND	9.6
Acetone	ND	21	ND	350	ND	290	ND	250	ND	230	ND	89	88	8.8	170	8.1	89	8.3	230	8.3	ND	100
Allyl chloride	ND	2.1	ND	34	ND	29	ND	25	ND	23	ND	8.7	ND	0.86	ND	0.8	ND	0.82	ND	0.82	ND	10
Benzene	ND	2	5.2 J	33	4.4 J	28	ND	24	ND	22	1.3 J	8.5	ND	0.85	0.16 J	0.78	0.3 J	0.8	0.58 J	0.8	ND	9.9
Bromodichloromethane	ND	2.1	ND	34	ND	29	ND	25	ND	23	ND	8.7	ND	0.86	ND	0.8	ND	0.82	ND	0.82	ND	10
Bromoform	ND	2.1	ND	34	ND	29	ND	25	ND	23	ND	8.7	ND	0.86	ND	0.8	ND	0.82	ND	0.82	ND	10
Bromomethane	ND	2	ND	32	ND	27	ND	23	ND	21	ND	8.2	ND	0.82	ND	0.75	ND	0.77	ND	0.77	ND	9.6
Carbon disulfide	ND	4.3	ND	71	ND	60	ND	51	ND	47	ND	18	ND	1.8	ND	1.7	0.25 J	1.7	ND	1.7	ND	21
Carbon tetrachloride	0.39	0.39	ND	6.4	ND	5.4	ND	4.6	ND	4.3	ND	1.6	ND	0.16	ND	0.15	0.14 J	0.15	0.41	0.15	ND	1.9
Chlorobenzene	ND	2.1	ND	34	ND	29	ND	25	ND	23	ND	8.7	ND	0.86	ND	0.8	0.13 J	0.82	ND	0.82	ND	10
Chlorodifluoromethane	1.3 J	2	160	32	150	27	150	23	130	21	170	8.2	0.57 J	0.82	0.51 J	0.75	ND	0.77	0.72 J	0.77	13	9.6
Chloroethane	ND	2	ND	33	ND	28	ND	24	ND	22	ND	8.4	ND	0.83	ND	0.77	ND	0.79	ND	0.79	ND	9.8
Chloroform	0.4 J	2.1	14 J	35	12 J	29	11 J	25	9.9 J	23	4.9 J	8.9	0.75 J	0.88	0.67 J	0.81	1	0.83	ND	0.83	4.2 J	10
Chloromethane	ND	2	ND	32	ND	27	ND	23	ND	21	ND	8.2	ND	0.82	0.33 J	0.75	ND	0.77	0.37 J	0.77	ND	9.6
cis-1,2-Dichloroethene	ND	2.1	1300	34	1000	29	420	25	340	23	120	8.7	ND	0.86	0.75 J	0.8	ND	0.82	ND	0.82	53	10
cis-1,3-Dichloropropene	ND	2.2	ND	36	ND	30	ND	26	ND	24	ND	9.2	ND	0.91	ND	0.84	ND	0.86	ND	0.86	ND	11
Cyclohexane	ND	3.9	ND	64	ND	54	ND	46	ND	43	ND	16	ND	1.6	ND	1.5	ND	1.5	0.39 J	1.5	ND	19
Dibromochloromethane	ND	2.1	ND	35	ND	29	ND	25	ND	23	ND	8.9	ND	0.88	ND	0.81	ND	0.83	ND	0.83	ND	10
Dichlorodifluoromethane	2.2	2	ND	33	4.9 J	28	ND	24	ND	22	3.1 J	8.5	2.3	0.85	2.3	0.78	2.1	0.8	2.1	0.8	2.5 J	9.9
Difluoroethane	19	2	25 J	32	21 J	27	32	23	27	21	ND	8.2	ND	0.82	ND	0.75	ND	0.77	ND	0.77	ND	9.6
Ethylbenzene	0.3 J	2	ND	33	ND	28	ND	24	ND	22	ND	8.5	ND	0.85	0.16 J	0.78	0.26 J	0.8	0.3 J	0.8	ND	9.9
Freon 115	ND	2	ND	32	ND	27	ND	23	ND	21	ND	8.2	ND	0.82	ND	0.75	ND	0.77	ND	0.77	ND	9.6
Freon 123	ND	2	ND	32	ND	27	ND	23	ND	21	ND	8.2	ND	0.82	ND	0.75	ND	0.77	ND	0.77	ND	9.6
Hexachlorobutadiene	ND	2.1	ND	34	ND	29	ND	25	ND	23	ND	8.7	ND	0.86	ND	0.8	ND	0.82	ND	0.82	ND	10
Hexane	ND	2.1	ND	35	ND	29	ND	25	ND	23	ND	8.9	ND	0.88	ND	0.81	0.2 J	0.83	0.4 J	0.83	ND	10
Isopropylbenzene	ND	2.1	ND	34	ND	29	ND	25	ND	23	ND	8.7	ND	0.86	ND	0.8	ND	0.82	ND	0.82	ND	10
Methyl cyclohexane	ND	2	ND	32	ND	27	ND	23	ND	21	ND	8.2	ND	0.82	ND	0.75	ND	0.77	ND	0.77	ND	9.6
Methyl Tertbutyl Ether	ND	2.1	ND	35	ND	29	ND	25	ND	23	ND	8.9	ND	0.88	ND	0.81	ND	0.83	ND	0.83	ND	10
Methylene chloride	ND	2.1	ND	35	ND	29	ND	25	ND	23	ND	8.9	ND	0.88	ND	0.81	0.33 J	0.83	0.94	0.83	ND	10
Styrene	ND	2.1	ND	34	ND	29	ND	25	ND	23	ND	8.7	ND	0.86	0.15 J	0.8	0.15 J	0.82	0.26 J	0.82	ND	10
Tetrachloroethene	15	2.1	1100	34	970	29	910	25	810	23	1000	8.7	2.8	0.86	7.2	0.8	16	0.82	3.1	0.82	400	10
Toluene	1.2 J	2.1	ND	34	ND	29	ND	25	3.6 J	23	1.8 J	8.7	0.24 J	0.86	0.47 J	0.8	0.79 J	0.82	1.6	0.82	1.9 J	10
trans-1,2-Dichloroethene	ND	2.1	9.3 J	34	7.9 J	29	5.2 J	25	4.2 J	23	3.6 J	8.7	ND	0.86	ND	0.8	ND	0.82	ND	0.82	2 J	10
trans-1,3-Dichloropropene	ND	2.1	ND	34	ND	29	ND	25	ND	23	ND	8.7	ND	0.86	ND	0.8	ND	0.82	ND	0.82	ND	10
Trichloroethene	27	0.43	4800	7.1	4200	6	4000	5.1	3400	4.7	1600	1.8	0.38	0.18	4.6	0.17	7	0.17	4.2	0.17	1700	2.1
Trichlorofluoromethane	1.4 J	2.1	18 J	34	17 J	29	17 J	25	15 J	23	23	8.7	1.3	0.86	1.3	0.8	1.5	0.82	1.2	0.82	5.8 J	10
Vinyl chloride	ND	0.43	ND	7.1	ND	6	ND	5.1	ND	4.7	ND	1.8	ND	0.18	ND	0.17	ND	0.17	ND	0.17	ND	2.1
Xylene, o	0.55 J	2.1	ND	34	ND	29	ND	25	ND	23	ND	8.7	0.19 J	0.86	0.27 J	0.8	0.51 J	0.82	0.48 J	0.82	ND	10
Xylenes (m&p)	1.3 J	4.3	ND	71	ND	60	ND	51	ND	47	ND	18	0.44 J	1.8	0.66 J	1.7	1.1 J	1.7	1.2 J	1.7	ND	21

Prepared By: BCG
Checked By: EAW

Table 2
Nested Well Soil Vapor Analytical Results
Former Unisys Facility, Lake Success, New York

Location	VP-107-5		VP-107-13		VP-107-20		VP-107-33.5		VP-107-33.5		VP-107-44		VP-107-44		VP-107-60		VP-107-74		VP-108-5		VP-108-10	
Sample Date	2/15/2019		2/15/2019		2/15/2019		2/15/2019		2/15/2019		2/15/2019		2/15/2019		2/15/2019		2/15/2019		2/19/2019		2/19/2019	
Sample ID	VP-107-5		VP-107-13		VP-107-20		VP-107-33.5		VP-107-100		VP-107-44		VP-107-200		VP-107-60		VP-107-74		VP-108-5		VP-108-10	
Lab Sample ID	P1900856-009		P1900856-010		P1900856-011		P1900856-012		P1900856-016		P1900856-013		P1900856-017		P1900856-014		P1900856-015		P1900912-012		P1900912-013	
QC Code	FS		FS		FS		FS		FD		FS		FD		FS		FS		FS		FS	
Matrix	AIR		AIR		AIR		AIR		AIR		AIR		AIR		AIR		AIR		AIR		AIR	
Units	UG/M3		UG/M3		UG/M3		UG/M3		UG/M3		UG/M3		UG/M3		UG/M3		UG/M3		UG/M3		UG/M3	
Duplicate							VP-107-100				VP-107-200											
OV (UG/M3)	Result	MRL	Result	MRL	Result	MRL	Result	MRL	Result	MRL	Result	MRL	Result	MRL	Result	MRL	Result	MRL	Result	MRL	Result	MRL
1,1,1-Trichloroethane	ND	1.2	ND	1.2	ND	1700	ND	1100	ND	1300	ND	160	ND	150	ND	29	ND	12	ND	0.83	ND	0.87
1,1,2,2-Tetrachloroethane	ND	1.2	ND	1.2	ND	1700	ND	1100	ND	1300	ND	160	ND	140	ND	28	ND	12	ND	0.82	ND	0.86
1,1,2-Trichloro-1,2,2-Trifluoroethane	0.54 J	1.2	0.55 J	1.2	4600	1700	1300	1100	1300	1300	160	160	160	140	97	28	100	12	0.53 J	0.82	0.54 J	0.86
1,1,2-Trichloroethane	ND	1.2	ND	1.2	ND	1700	ND	1100	ND	1300	ND	160	ND	150	4.1 J	29	1.7 J	12	ND	0.83	ND	0.87
1,1-Dichloroethane	ND	1.2	ND	1.2	ND	1700	ND	1100	ND	1200	ND	160	ND	140	ND	27	ND	12	ND	0.8	ND	0.84
1,1-Dichloroethene	ND	1.2	ND	1.2	ND	1700	ND	1100	ND	1300	ND	160	ND	150	ND	29	ND	12	ND	0.83	ND	0.87
1,2,4-Trichlorobenzene	ND	1.2	ND	1.2	ND	1700	ND	1100	ND	1300	ND	160	ND	140	ND	28	ND	12	ND	0.82	ND	0.86
1,2,4-Trimethylbenzene	1.3	1.2	1.2	1.2	ND	1700	ND	1100	ND	1300	ND	160	ND	140	ND	28	ND	12	0.22 J	0.82	0.2 J	0.86
1,2-Dibromo-3-chloropropane	ND	1.2	ND	1.2	ND	1700	ND	1100	ND	1200	ND	160	ND	140	ND	27	ND	12	ND	0.8	ND	0.84
1,2-Dibromoethane	ND	1.2	ND	1.2	ND	1700	ND	1100	ND	1300	ND	160	ND	150	ND	29	ND	12	ND	0.83	ND	0.87
1,2-Dichloro-1,1,2,2-tetrafluoroethane	ND	1.2	ND	1.1	ND	1600	ND	1100	ND	1200	ND	150	ND	140	ND	27	ND	12	ND	0.79	ND	0.83
1,2-Dichlorobenzene	ND	1.2	ND	1.2	ND	1700	ND	1100	ND	1300	ND	160	ND	150	ND	29	ND	12	ND	0.83	ND	0.87
1,2-Dichloroethane	ND	1.2	ND	1.2	ND	1700	ND	1100	ND	1300	ND	160	ND	140	ND	28	ND	12	ND	0.82	ND	0.86
1,2-Dichloroethene (total)	ND	1.2	ND	1.2	820	1700	560	1100	620	1300	290	160	280	140	240	28	190	12	ND	0.82	ND	0.86
1,2-Dichloropropane	ND	1.2	ND	1.2	ND	1700	ND	1100	ND	1300	ND	160	ND	150	ND	29	ND	12	ND	0.83	ND	0.87
1,3,5-Trimethylbenzene	0.33 J	1.2	0.3 J	1.2	ND	1700	ND	1100	ND	1300	ND	160	ND	140	ND	28	ND	12	ND	0.82	ND	0.86
1,3-Butadiene	ND	1.2	ND	1.2	ND	1700	ND	1100	ND	1200	ND	160	ND	140	ND	27	ND	12	ND	0.8	ND	0.84
1,3-Dichlorobenzene	ND	1.2	ND	1.2	ND	1700	ND	1100	ND	1300	ND	160	ND	150	ND	29	ND	12	ND	0.83	ND	0.87
1,4-Dichlorobenzene	ND	1.2	ND	1.2	ND	1700	ND	1100	ND	1300	ND	160	ND	150	ND	29	ND	12	ND	0.83	ND	0.87
1,4-Dioxane	ND	1.2	ND	1.2	ND	1700	ND	1100	ND	1300	ND	160	ND	140	ND	28	ND	12	ND	0.82	ND	0.86
2-Butanone	2 J	2.3	1 J	2.2	ND	3200	ND	2100	ND	2400	ND	300	ND	270	ND	53	ND	23	0.53 J	1.5	ND	1.6
2-Hexanone	ND	1.2	0.16 J	1.2	ND	1700	ND	1100	ND	1300	ND	160	ND	150	ND	29	ND	12	ND	0.83	ND	0.87
2-Propanol	4.8	4.8	1.7 J	4.6	ND	6700	ND	4300	ND	5000	ND	630	ND	570	ND	110	ND	48	ND	3.2	ND	3.4
4-Ethyltoluene	0.27 J	1.2	0.33 J	1.2	ND	1700	ND	1100	ND	1300	ND	160	ND	140	ND	28	ND	12	ND	0.82	ND	0.86
4-Methyl-2-pentanone	0.19 J	1.2	ND	1.2	ND	1700	ND	1100	ND	1300	ND	160	ND	140	ND	28	ND	12	ND	0.82	0.41 J	0.86
Acetic acid, methyl ester	0.91 J	1.1	ND	1.1	ND	1600	ND	1000	ND	1200	ND	150	ND	140	ND	26	ND	11	ND	0.77	ND	0.81
Acetone	15	12	7.1 J	12	ND	17000	ND	11000	ND	13000	ND	1600	ND	1500	ND	290	ND	120	66	8.3	54	8.7
Allyl chloride	ND	1.2	ND	1.2	ND	1700	ND	1100	ND	1300	ND	160	ND	140	ND	28	ND	12	ND	0.82	ND	0.86
Benzene	0.42 J	1.2	0.48 J	1.2	ND	1700	ND	1100	ND	1200	ND	160	ND	140	ND	27	ND	12	ND	0.8	0.13 J	0.84
Bromodichloromethane	ND	1.2	ND	1.2	ND	1700	ND	1100	ND	1300	ND	160	ND	140	ND	28	ND	12	ND	0.82	ND	0.86
Bromoform	ND	1.2	ND	1.2	ND	1700	ND	1100	ND	1300	ND	160	ND	140	ND	28	ND	12	ND	0.82	ND	0.86
Bromomethane	ND	1.1	ND	1.1	ND	1600	ND	1000	ND	1200	ND	150	ND	140	ND	26	ND	11	ND	0.77	ND	0.81
Carbon disulfide	ND	2.5	ND	2.4	ND	3500	ND	2300	ND	2600	ND	330	ND	300	ND	58	ND	25	ND	1.7	ND	1.8
Carbon tetrachloride	0.42	0.23	0.42	0.22	ND	320	ND	210	ND	240	ND	30	ND	27	ND	5.3	ND	2.3	0.4	0.15	0.43	0.16
Chlorobenzene	ND	1.2	ND	1.2	ND	1700	ND	1100	ND	1300	ND	160	ND	140	ND	28	ND	12	ND	0.82	ND	0.86
Chlorodifluoromethane	0.76 J	1.1	0.79 J	1.1	ND	1600	ND	1000	ND	1200	130 J	150	120 J	140	140	26	150	11	0.65 J	0.77	ND	0.81
Chloroethane	ND	1.2	ND	1.1	ND	1600	ND	1100	ND	1200	ND	150	ND	140	ND	27	ND	12	ND	0.79	ND	0.83
Chloroform	ND	1.2	ND	1.2	ND	1700	ND	1100	ND	1300	47 J	160	45 J	150	41	29	38	12	ND	0.83	0.17 J	0.87
Chloromethane	0.46 J	1.1	0.47 J	1.1	ND	1600	ND	1000	ND	1200	ND	150	ND	140	ND	26	ND	11	ND	0.77	ND	0.81
cis-1,2-Dichloroethene	ND	1.2	ND	1.2	820 J	1700	560 J	1100	620 J	1300	290	160	280	140	240	28	190	12	ND	0.82	ND	0.86
cis-1,3-Dichloropropene	ND	1.3	ND	1.2	ND	1800	ND	1200	ND	1300	ND	170	ND	150	ND	30	ND	13	ND	0.86	ND	0.91
Cyclohexane	ND	2.3	ND	2.2	ND	3200	ND	2100	ND	2400	ND	300	ND	270	ND	53	ND	23	ND	1.5	ND	1.6
Dibromochloromethane	ND	1.2	ND	1.2	ND	1700	ND	1100	ND	1300	ND	160	ND	150	ND	29	ND	12	ND	0.83	ND	0.87
Dichlorodifluoromethane	2.3	1.2	2.3	1.2	ND	1700	ND	1100	ND	1200	ND	160	ND	140	ND	27	2.4 J	12	2.6	0.8	2.6	0.84
Difluoroethane	1.9	1.1	1.8	1.1	ND	1600	ND	1000	ND	1200	ND	150	ND	140	ND	26	ND	11	ND	0.77	ND	0.81
Ethylbenzene	0.44 J	1.2	0.44 J	1.2	ND	1700	ND	1100	ND	1200	ND	160	ND	140	ND	27	ND	12	ND	0.8	ND	0.84
Freon 115	ND	1.1	ND	1.1	ND	1600	ND	1000	ND	1200	ND	150	ND	140	ND	26	ND	11	ND	0.77	ND	0.81
Freon 123	ND	1.1	ND	1.1	ND	1600	ND	1000	ND	1200	ND	150	ND	140	ND	26	ND	11	ND	0.77	ND	0.81
Hexachlorobutadiene	ND	1.2	ND	1.2	ND	1700	ND	1100	ND	1300	ND	160	ND	140	ND	28	ND	12	ND	0.82	ND	0.86
Hexane	0.27 J	1.2	0.29 J	1.2	ND	1700	ND	1100	ND	1300	ND	160	ND	150	ND	29	ND	12	ND	0.83	ND	0.87
Isopropylbenzene	ND	1.2	ND	1.2	ND	1700	ND	1100	ND	1300	ND	160	ND	140	ND	28	ND	12	ND	0.82	ND	0.86
Methyl cyclohexane	ND	1.1	ND	1.1	ND	1600	ND	1000	ND	1200	ND	150	ND	140	ND	26	ND	11	ND	0.77	ND	0.81
Methyl Tertbutyl Ether	ND	1.2	ND	1.2	ND	1700	ND	1100	ND	1300	ND	160	ND	150	ND	29	ND	12	ND	0.83	ND	0.87
Methylene chloride	ND	1.2	0.36 J	1.2	ND	1700	ND	1100	ND	1300	ND	160	ND	150	ND	29	ND	12	ND	0.83	ND	0.87
Styrene	0.26 J	1.2	0.36 J	1.2	ND	1700	ND	1100	ND	1300	ND	160	ND	140	ND	28	ND	12	ND	0.82	ND	0.86
Tetrachloroethene	0.29 J	1.2	0.41 J	1.2	1800	1700	1300	1100	1400	1300	920	160	930	140	920	28	760	12	0.6 J	0.82	3.7	0.86
Toluene	1.4	1.2	1.7	1.2	ND	1700	ND	1100	ND	1300	ND	160	ND	140	ND	28	ND	12	0.12 J	0.82	0.12 J	0.86
trans-1,2-Dichloroethene	ND	1.2	ND	1.2	ND	1700	ND	1100	ND	1300	ND	160	ND	140	ND	28	2.5 J	12	ND	0.82	ND	0.86
trans-1,3-Dichloropropene	ND	1.2	ND	1.2	ND	1700	ND	1100	ND	1300	ND	160	ND	140	ND	28	ND	12	ND	0.82	ND	0.86
Trichloroethene	0.61	0.25	2.9	0.24	310000	350	190000	230	210000	260	25000	33	24000	30	5300	5.8	2000	2.5	0.36	0.17	2.6	0.18
Trichlorofluoromethane	1.1 J	1.2	1.2	1.2	290 J	1700	ND	1100	ND	1300	ND	160	ND	140	13 J	28	13	12	1.4	0.82	1.4	0.86
Vinyl chloride	ND	0.25	ND	0.24	ND	350	ND	230	ND	260	ND	33	ND	30	ND	5.8	ND	2.5	ND	0.17	ND	0.18
Xylene, o	0.63 J	1.2	0.64 J	1.2	ND	1700	ND	1100	ND	1300	ND	160	ND	140	ND	28	ND	12	ND	0.82	ND	0.86
Xylenes (m&p)	1.8 J	2.5	1.8 J	2.4	ND	3500	ND	2300	ND	2600	ND	330	ND	300	ND	58	ND	25	0.23 J	1.7	ND	1.8

Prepared By: BCG
Checked By: EAW

Table 2
Nested Well Soil Vapor Analytical Results
Former Unisys Facility, Lake Success, New York

Location	VP-108-20		VP-108-29.5		VP-108-29.5		VP-108D-50.5		VP-108D-60		VP-108D-70		VP-2-10		VP-2-20		VP-2-30		VP-3-5		VP-3
Sample Date	2/19/2019		2/19/2019		2/19/2019		2/19/2019		2/19/2019		2/19/2019		2/14/2019		2/14/2019		2/14/2019		2/19/2019		2/19/
Sample ID	VP-108-20		VP-108-29.5		VP-108-100		VP-108D-50.5		VP-108D-60		VP-108D-70		VP-2-10		VP-2-20		VP-2-30		VP-3-5		VP-3
Lab Sample ID	P1900912-014		P1900912-015		P1900912-019		P1900912-016		P1900912-017		P1900912-018		P1900838-035		P1900838-036		P1900838-037		P1900912-001		P19009
QC Code	FS		FS		FD		FS		FS		FS		FS		FS		FS		FS		F
Matrix	AIR		AIR		AIR		AIR		AIR		AIR		AIR		AIR		AIR		AIR		A
Units	UG/M3		UG/M3		UG/M3		UG/M3		UG/M3		UG/M3		UG/M3		UG/M3		UG/M3		UG/M3		UG/
Duplicate			VP-108-100																		
OV (UG/M3)	Result	MRL	Result	MRL	Result	MRL	Result	MRL	Result	MRL	Result	MRL	Result	MRL	Result	MRL	Result	MRL	Result	MRL	Result
1,1,1-Trichloroethane	ND	0.77	ND	630	ND	600	ND	7.9	5.7	0.78	0.43 J	0.79	3.6 J	4.4	3.2	1.7	2.5	2.4	ND	0.78	ND
1,1,2,2-Tetrachloroethane	ND	0.76	ND	610	ND	590	ND	7.7	ND	0.77	ND	0.77	ND	4.3	ND	1.7	ND	2.4	ND	0.77	ND
1,1,2-Trichloro-1,2,2-Trifluoroethane	0.91	0.76	2500	610	2500	590	47	7.7	530	15	11	0.77	0.79 J	4.3	2.3	1.7	45	2.4	1	0.77	1.4
1,1,2-Trichloroethane	ND	0.77	ND	630	ND	600	ND	7.9	ND	0.78	ND	0.79	ND	4.4	ND	1.7	ND	2.4	ND	0.78	ND
1,1-Dichloroethane	ND	0.74	ND	600	ND	570	ND	7.6	0.89	0.75	ND	0.76	3.7 J	4.2	1.1 J	1.6	0.41 J	2.3	ND	0.75	ND
1,1-Dichloroethene	ND	0.77	ND	630	ND	600	11	7.9	23	0.78	3	0.79	2.7 J	4.4	0.24 J	1.7	0.43 J	2.4	ND	0.78	ND
1,2,4-Trichlorobenzene	ND	0.76	ND	610	ND	590	ND	7.7	ND	0.77	ND	0.77	ND	4.3	ND	1.7	ND	2.4	ND	0.77	ND
1,2,4-Trimethylbenzene	0.32 J	0.76	ND	610	ND	590	4.3 J	7.7	1	0.77	1	0.77	0.85 J	4.3	0.49 J	1.7	0.79 J	2.4	0.25 J	0.77	0.28 J
1,2-Dibromo-3-chloropropane	ND	0.74	ND	600	ND	570	ND	7.6	ND	0.75	ND	0.76	ND	4.2	ND	1.6	ND	2.3	ND	0.75	ND
1,2-Dibromoethane	ND	0.77	ND	630	ND	600	ND	7.9	ND	0.78	ND	0.79	ND	4.4	ND	1.7	ND	2.4	ND	0.78	ND
1,2-Dichloro-1,1,2,2-tetrafluoroethane	ND	0.73	ND	590	ND	560	ND	7.4	0.47 J	0.74	ND	0.74	ND	4.2	ND	1.6	ND	2.3	ND	0.74	ND
1,2-Dichlorobenzene	ND	0.77	ND	630	ND	600	ND	7.9	1	0.78	0.38 J	0.79	ND	4.4	ND	1.7	ND	2.4	ND	0.78	ND
1,2-Dichloroethane	ND	0.76	ND	610	ND	590	ND	7.7	ND	0.77	ND	0.77	ND	4.3	ND	1.7	ND	2.4	ND	0.77	ND
1,2-Dichloroethene (total)	14	0.76	11000	610	11000	590	2800	7.7	2100	0.77	330	0.77	1100	4.3	85	1.7	150	2.4	ND	0.77	0.2
1,2-Dichloropropane	ND	0.77	ND	630	ND	600	ND	7.9	ND	0.78	ND	0.79	ND	4.4	ND	1.7	ND	2.4	ND	0.78	ND
1,3,5-Trimethylbenzene	ND	0.76	ND	610	ND	590	1.4 J	7.7	0.17 J	0.77	0.18 J	0.77	ND	4.3	ND	1.7	ND	2.4	ND	0.77	ND
1,3-Butadiene	ND	0.74	ND	600	ND	570	ND	7.6	0.33 J	0.75	0.28 J	0.76	ND	4.2	ND	1.6	ND	2.3	ND	0.75	ND
1,3-Dichlorobenzene	ND	0.77	ND	630	ND	600	ND	7.9	ND	0.78	ND	0.79	ND	4.4	ND	1.7	ND	2.4	ND	0.78	ND
1,4-Dichlorobenzene	ND	0.77	ND	630	ND	600	ND	7.9	0.36 J	0.78	0.16 J	0.79	ND	4.4	ND	1.7	ND	2.4	ND	0.78	ND
1,4-Dioxane	ND	0.76	ND	610	ND	590	ND	7.7	ND	0.77	ND	0.77	ND	4.3	ND	1.7	ND	2.4	ND	0.77	ND
2-Butanone	0.85 J	1.4	ND	1200	ND	1100	ND	15	3.2	1.5	1.6	1.5	ND	8.2	0.99 J	3.1	1.6 J	4.5	ND	1.5	0.7 J
2-Hexanone	0.22 J	0.77	ND	630	ND	600	ND	7.9	0.62 J	0.78	0.37 J	0.79	ND	4.4	0.21 J	1.7	ND	2.4	ND	0.78	ND
2-Propanol	ND	3	ND	2400	ND	2300	ND	31	0.51 J	3	ND	3.1	ND	17	ND	6.6	ND	9.4	ND	3	ND
4-Ethyltoluene	ND	0.76	ND	610	ND	590	2.1 J	7.7	0.7 J	0.77	0.65 J	0.77	ND	4.3	ND	1.7	ND	2.4	ND	0.77	ND
4-Methyl-2-pentanone	0.22 J	0.76	ND	610	ND	590	ND	7.7	0.16 J	0.77	0.19 J	0.77	ND	4.3	0.24 J	1.7	ND	2.4	0.38 J	0.77	0.15 J
Acetic acid, methyl ester	ND	0.72	ND	580	ND	550	ND	7.3	ND	0.73	ND	0.73	ND	4.1	ND	1.6	ND	2.2	ND	0.73	ND
Acetone	120	7.7	ND	6300	ND	6000	170	79	160	7.8	200	7.9	110	44	54	17	92	24	44	7.8	52
Allyl chloride	ND	0.76	ND	610	ND	590	ND	7.7	ND	0.77	ND	0.77	ND	4.3	ND	1.7	ND	2.4	ND	0.77	ND
Benzene	0.13 J	0.74	ND	600	ND	570	ND	7.6	0.83	0.75	ND	0.76	ND	4.2	ND	1.6	0.42 J	2.3	ND	0.75	0.2 J
Bromodichloromethane	ND	0.76	ND	610	ND	590	ND	7.7	ND	0.77	ND	0.77	ND	4.3	ND	1.7	ND	2.4	ND	0.77	ND
Bromoform	ND	0.76	ND	610	ND	590	ND	7.7	ND	0.77	ND	0.77	ND	4.3	ND	1.7	ND	2.4	ND	0.77	ND
Bromomethane	ND	0.72	ND	580	ND	550	ND	7.3	ND	0.73	ND	0.73	ND	4.1	ND	1.6	ND	2.2	ND	0.73	ND
Carbon disulfide	ND	1.6	ND	1300	ND	1200	ND	16	0.5 J	1.6	0.83 J	1.6	ND	9	ND	3.5	ND	4.9	ND	1.6	ND
Carbon tetrachloride	0.4	0.14	ND	120	ND	110	ND	1.5	0.35	0.15	0.38	0.15	ND	0.82	ND	0.31	ND	0.45	ND	0.15	0.16
Chlorobenzene	ND	0.76	ND	610	ND	590	ND	7.7	ND	0.77	ND	0.77	ND	4.3	ND	1.7	ND	2.4	ND	0.77	ND
Chlorodifluoromethane	ND	0.72	ND	580	ND	550	ND	7.3	6.1	0.73	ND	0.73	ND	4.1	0.81 J	1.6	ND	2.2	0.78	0.73	0.87
Chloroethane	ND	0.73	ND	590	ND	560	ND	7.4	ND	0.74	ND	0.74	ND	4.2	ND	1.6	ND	2.3	ND	0.74	ND
Chloroform	0.4 J	0.77	ND	630	ND	600	ND	7.9	0.92	0.78	0.51 J	0.79	0.8 J	4.4	0.73 J	1.7	1 J	2.4	5.3	0.78	1
Chloromethane	ND	0.72	ND	580	ND	550	ND	7.3	ND	0.73	ND	0.73	ND	4.1	ND	1.6	ND	2.2	ND	0.73	ND
cis-1,2-Dichloroethene	14	0.76	11000	610	11000	590	2800	19	2100	15	320	7.7	1100	43	85	1.7	150	2.4	ND	0.77	0.2 J
cis-1,3-Dichloropropene	ND	0.8	ND	650	ND	620	ND	8.2	ND	0.81	ND	0.82	ND	4.6	ND	1.8	ND	2.5	ND	0.81	ND
Cyclohexane	ND	1.4	ND	1200	ND	1100	ND	15	ND	1.5	ND	1.5	ND	8.2	ND	3.1	ND	4.5	ND	1.5	ND
Dibromochloromethane	ND	0.77	ND	630	ND	600	ND	7.9	ND	0.78	ND	0.79	ND	4.4	ND	1.7	ND	2.4	ND	0.78	ND
Dichlorodifluoromethane	2.5	0.74	ND	600	ND	570	2.2 J	7.6	8.7	0.75	6.5	0.76	2.1 J	4.2	2.1	1.6	2.2 J	2.3	2.6	0.75	2.7
Difluoroethane	ND	0.72	ND	580	ND	550	ND	7.3	ND	0.73	ND	0.73	ND	4.1	ND	1.6	ND	2.2	ND	0.73	ND
Ethylbenzene	ND	0.74	ND	600	ND	570	13	7.6	4.9	0.75	4.2	0.76	ND	4.2	ND	1.6	0.35 J	2.3	ND	0.75	0.12 J
Freon 115	ND	0.72	ND	580	ND	550	ND	7.3	ND	0.73	ND	0.73	ND	4.1	ND	1.6	ND	2.2	ND	0.73	ND
Freon 123	ND	0.72	ND	580	ND	550	ND	7.3	6.3	0.73	1.2	0.73	ND	4.1	ND	1.6	ND	2.2	ND	0.73	ND
Hexachlorobutadiene	ND	0.76	ND	610	ND	590	ND	7.7	ND	0.77	ND	0.77	ND	4.3	ND	1.7	ND	2.4	ND	0.77	ND
Hexane	ND	0.77	ND	630	ND	600	ND	7.9	0.86	0.78	0.54 J	0.79	ND	4.4	ND	1.7	ND	2.4	ND	0.78	0.36 J
Isopropylbenzene	ND	0.76	ND	610	ND	590	ND	7.7	ND	0.77	ND	0.77	ND	4.3	ND	1.7	ND	2.4	ND	0.77	ND
Methyl cyclohexane	ND	0.72	ND	580	ND	550	ND	7.3	ND	0.73	ND	0.73	ND	4.1	ND	1.6	ND	2.2	ND	0.73	ND
Methyl Tertbutyl Ether	ND	0.77	ND	630	ND	600	ND	7.9	ND	0.78	ND	0.79	ND	4.4	ND	1.7	ND	2.4	ND	0.78	ND
Methylene chloride	ND	0.77	ND	630	ND	600	ND	7.9	0.27 J	0.78	0.27 J	0.79	ND	4.4	ND	1.7	ND	2.4	0.35 J	0.78	6.2
Styrene	ND	0.76	ND	610	ND	590	ND	7.7	ND	0.77	ND	0.77	ND	4.3	ND	1.7	ND	2.4	ND	0.77	ND
Tetrachloroethene	100	0.76	100000	610	99000	590	190	7.7	78	0.77	44	0.77	600	4.3	120	1.7	310	2.4	6.7	0.77	20
Toluene	0.19 J	0.76	ND	610	ND	590	120	7.7	81	0.77	57	0.77	1.3 J	4.3	1.4 J	1.7	1.8 J	2.4	0.19 J	0.77	1.7
trans-1,2-Dichloroethene	ND	0.76	ND	610	ND	590	2.7 J	7.7	6.9	0.77	1.3	0.77	1.4 J	4.3	0.4 J	1.7	1 J	2.4	ND	0.77	ND
trans-1,3-Dichloropropene	ND	0.76	ND	610	ND	590	ND	7.7	ND	0.77	ND	0.77	ND	4.3	ND	1.7	ND	2.4	ND	0.77	ND
Trichloroethene	15	0.16	4700	130	4500	120	210	1.6	120	0.16	21	0.16	150	0.9	120	0.35	350	0.49	1.2	0.16	5.9
Trichlorofluoromethane	1.4	0.76	ND	610	ND	590	ND	7.7	15	0.77	4.2	0.77	1.2 J	4.3	1.1 J	1.7	1.4 J	2.4	1.4	0.77	1.4
Vinyl chloride	ND	0.16	ND	130	ND	120	ND	1.6	0.54	0.16	0.24	0.16	6.9	0.9	1.1	0.35	1.2	0.49	ND	0.16	ND
Xylene, o	0.13 J	0.76	ND	610	ND	590	8.5	7.7	2.1	0.77	1.9	0.77	ND	4.3	0.24 J	1.7	0.54 J	2.4	ND	0.77	0.18 J
Xylenes (m&p)	0.34 J	1.6	ND	1300	ND	1200	67	16	31	1.6	25	1.6	ND	9	0.6 J	3.5	1.1 J	4.9	0.21 J	1.6	0.44 J

Prepared By: BCG
Checked By: EAW

Table 2
Nested Well Soil Vapor Analytical Results
Former Unisys Facility, Lake Success, New York

Location	3-10	VP-3-20		VP-3-30		VP-3D-40		VP-3D-51		VP-3D-61		VP-3D-73		VP-4-5		VP-4-10		VP-4-20		VP-4-30		VP-5
Sample Date	2019	2/19/2019		2/19/2019		2/19/2019		2/19/2019		2/19/2019		2/19/2019		2/16/2019		2/16/2019		2/16/2019		2/16/2019		2/14/
Sample ID	3-10	VP-3-20		VP-3-30		VP-3D-40		VP-3D-51-61A		VP-3D-51-61B		VP-3D-73		VP-4-5		VP-4-10		VP-4-20		VP-4-30		VP-5
Lab Sample ID	12-002	P1900912-003		P1900912-004		P1900912-005		P1900912-006		P1900912-007		P1900912-008		P1900856-026		P1900856-027		P1900856-028		P1900856-029		P19008
QC Code	S	FS		FS		FS		FS		FS		FS		FS		FS		FS		FS		F
Matrix	R	AIR		AIR		AIR		AIR		AIR		AIR		AIR		AIR		AIR		AIR		A
Units	M3	UG/M3		UG/M3		UG/M3		UG/M3		UG/M3		UG/M3		UG/M3		UG/M3		UG/M3		UG/M3		UG/
Duplicate																						
OV (UG/M3)	MRL	Result	MRL	Result	MRL	Result	MRL	Result	MRL	Result	MRL	Result	MRL	Result	MRL	Result	MRL	Result	MRL	Result	MRL	Result
1,1,1-Trichloroethane	0.73	ND	0.83	ND	0.83	ND	0.85	5.2	0.84	0.15 J	0.82	1.4	0.8	ND	0.97	ND	0.89	ND	0.89	ND	0.87	ND
1,1,2,2-Tetrachloroethane	0.72	ND	0.81	ND	0.81	ND	0.83	ND	0.83	ND	0.81	ND	0.79	ND	0.95	ND	0.87	ND	0.87	ND	0.86	ND
1,1,2-Trichloro-1,2,2-Trifluoroethane	0.72	2.3	0.81	3.1	0.81	5.8	0.83	22	0.83	11	0.81	2.8	0.79	0.82 J	0.95	1.3	0.87	1.7	0.87	4.8	0.86	ND
1,1,2-Trichloroethane	0.73	ND	0.83	ND	0.83	ND	0.85	ND	0.84	ND	0.82	ND	0.8	ND	0.97	ND	0.89	ND	0.89	ND	0.87	ND
1,1-Dichloroethane	0.71	ND	0.8	ND	0.8	ND	0.82	0.32 J	0.81	0.2 J	0.79	ND	0.77	ND	0.94	ND	0.86	ND	0.86	ND	0.84	ND
1,1-Dichloroethene	0.73	ND	0.83	ND	0.83	ND	0.85	0.2 J	0.84	ND	0.82	ND	0.8	ND	0.97	ND	0.89	ND	0.89	ND	0.87	ND
1,2,4-Trichlorobenzene	0.72	ND	0.81	ND	0.81	ND	0.83	ND	0.83	ND	0.81	ND	0.79	ND	0.95	ND	0.87	ND	0.87	ND	0.86	ND
1,2,4-Trimethylbenzene	0.72	0.25 J	0.81	0.19 J	0.81	0.27 J	0.83	0.25 J	0.83	0.23 J	0.81	0.3 J	0.79	0.45 J	0.95	0.47 J	0.87	0.44 J	0.87	0.5 J	0.86	ND
1,2-Dibromo-3-chloropropane	0.71	ND	0.8	ND	0.8	ND	0.82	ND	0.81	ND	0.79	ND	0.77	ND	0.94	ND	0.86	ND	0.86	ND	0.84	ND
1,2-Dibromoethane	0.73	ND	0.83	ND	0.83	ND	0.85	ND	0.84	ND	0.82	ND	0.8	ND	0.97	ND	0.89	ND	0.89	ND	0.87	ND
1,2-Dichloro-1,1,2,2-tetrafluoroethane	0.69	ND	0.78	ND	0.78	ND	0.8	1.1	0.8	ND	0.78	0.38 J	0.76	ND	0.92	ND	0.84	ND	0.84	ND	0.83	ND
1,2-Dichlorobenzene	0.73	ND	0.83	ND	0.83	ND	0.85	ND	0.84	ND	0.82	ND	0.8	ND	0.97	ND	0.89	ND	0.89	ND	0.87	ND
1,2-Dichloroethane	0.72	ND	0.81	ND	0.81	ND	0.83	ND	0.83	ND	0.81	ND	0.79	ND	0.95	ND	0.87	ND	0.87	ND	0.86	ND
1,2-Dichloroethene (total)	0.72	13	0.81	27	0.81	31	0.83	120	0.83	130	0.81	2.8	0.79	ND	0.95	0.21	0.87	0.33	0.87	1.6	0.86	ND
1,2-Dichloropropane	0.73	ND	0.83	ND	0.83	ND	0.85	ND	0.84	ND	0.82	ND	0.8	ND	0.97	ND	0.89	ND	0.89	ND	0.87	ND
1,3,5-Trimethylbenzene	0.72	ND	0.81	ND	0.81	ND	0.83	ND	0.83	ND	0.81	ND	0.79	ND	0.95	ND	0.87	ND	0.87	ND	0.86	ND
1,3-Butadiene	0.71	ND	0.8	ND	0.8	ND	0.82	ND	0.81	ND	0.79	ND	0.77	0.17 J	0.94	ND	0.86	ND	0.86	ND	0.84	ND
1,3-Dichlorobenzene	0.73	ND	0.83	ND	0.83	ND	0.85	ND	0.84	ND	0.82	ND	0.8	ND	0.97	ND	0.89	ND	0.89	ND	0.87	ND
1,4-Dichlorobenzene	0.73	ND	0.83	ND	0.83	0.33 J	0.85	ND	0.84	ND	0.82	ND	0.8	ND	0.97	ND	0.89	ND	0.89	ND	0.87	ND
1,4-Dioxane	0.72	ND	0.81	ND	0.81	ND	0.83	ND	0.83	ND	0.81	ND	0.79	ND	0.95	ND	0.87	ND	0.87	ND	0.86	ND
2-Butanone	1.4	0.97 J	1.5	ND	1.5	0.63 J	1.6	ND	1.6	5.3	1.5	0.55 J	1.5	4.3	1.8	3	1.7	0.85 J	1.7	1.1 J	1.6	ND
2-Hexanone	0.73	ND	0.83	ND	0.83	ND	0.85	ND	0.84	0.83	0.82	ND	0.8	0.66 J	0.97	0.42 J	0.89	0.15 J	0.89	0.21 J	0.87	ND
2-Propanol	2.9	ND	3.2	ND	3.2	2.4 J	3.3	0.36 J	3.3	0.7 J	3.2	1.2 J	3.1	0.59 J	3.8	0.38 J	3.5	ND	3.5	ND	3.4	ND
4-Ethyltoluene	0.72	ND	0.81	ND	0.81	ND	0.83	ND	0.83	ND	0.81	ND	0.79	ND	0.95	ND	0.87	ND	0.87	ND	0.86	ND
4-Methyl-2-pentanone	0.72	0.53 J	0.81	0.39 J	0.81	0.37 J	0.83	0.32 J	0.83	0.66 J	0.81	0.45 J	0.79	0.66 J	0.95	0.37 J	0.87	0.14 J	0.87	0.18 J	0.86	ND
Acetic acid, methyl ester	0.68	ND	0.77	ND	0.77	ND	0.79	ND	0.78	ND	0.76	ND	0.75	ND	0.9	ND	0.83	ND	0.83	ND	0.81	ND
Acetone	7.3	62	8.3	56	8.3	48	8.5	72	8.4	120	8.2	55	8	110	9.7	66	8.9	41	8.9	44	8.7	14
Allyl chloride	0.72	ND	0.81	ND	0.81	ND	0.83	ND	0.83	ND	0.81	ND	0.79	ND	0.95	ND	0.87	ND	0.87	ND	0.86	ND
Benzene	0.71	0.16 J	0.8	0.16 J	0.8	0.21 J	0.82	0.21 J	0.81	0.16 J	0.79	0.56 J	0.77	0.26 J	0.94	ND	0.86	ND	0.86	0.15 J	0.84	ND
Bromodichloromethane	0.72	ND	0.81	ND	0.81	ND	0.83	0.2 J	0.83	0.13 J	0.81	ND	0.79	ND	0.95	ND	0.87	ND	0.87	ND	0.86	ND
Bromoform	0.72	ND	0.81	ND	0.81	ND	0.83	0.22 J	0.83	ND	0.81	ND	0.79	ND	0.95	ND	0.87	ND	0.87	ND	0.86	ND
Bromomethane	0.68	ND	0.77	ND	0.77	ND	0.79	ND	0.78	ND	0.76	ND	0.75	ND	0.9	ND	0.83	ND	0.83	ND	0.81	ND
Carbon disulfide	1.5	ND	1.7	0.42 J	1.7	1.2 J	1.7	ND	1.7	ND	1.7	ND	1.6	0.52 J	2	0.64 J	1.8	ND	1.8	ND	1.8	ND
Carbon tetrachloride	0.14	0.14 J	0.15	0.34	0.15	0.39	0.16	0.75	0.16	0.39	0.15	0.51	0.15	0.35	0.18	0.34	0.17	0.37	0.17	0.39	0.16	ND
Chlorobenzene	0.72	ND	0.81	ND	0.81	ND	0.83	ND	0.83	ND	0.81	ND	0.79	ND	0.95	ND	0.87	ND	0.87	ND	0.86	ND
Chlorodifluoromethane	0.68	0.72 J	0.77	ND	0.77	ND	0.79	4.4	0.78	ND	0.76	1.7	0.75	0.72 J	0.9	0.58 J	0.83	0.7 J	0.83	0.76 J	0.81	ND
Chloroethane	0.69	ND	0.78	ND	0.78	ND	0.8	ND	0.8	ND	0.78	ND	0.76	ND	0.92	ND	0.84	ND	0.84	ND	0.83	ND
Chloroform	0.73	1.5	0.83	1.1	0.83	1.2	0.85	3.2	0.84	3.1	0.82	1.1	0.8	0.25 J	0.97	0.45 J	0.89	0.3 J	0.89	0.79 J	0.87	ND
Chloromethane	0.68	ND	0.77	ND	0.77	ND	0.79	ND	0.78	ND	0.76	0.45 J	0.75	0.18 J	0.9	ND	0.83	ND	0.83	ND	0.81	ND
cis-1,2-Dichloroethene	0.72	12	0.81	26	0.81	30	0.83	120	0.83	120	0.81	2.8	0.79	ND	0.95	0.21 J	0.87	0.33 J	0.87	1.6	0.86	ND
cis-1,3-Dichloropropene	0.76	ND	0.86	ND	0.86	ND	0.88	ND	0.87	ND	0.85	ND	0.83	ND	1	ND	0.92	ND	0.92	ND	0.91	ND
Cyclohexane	1.4	ND	1.5	ND	1.5	ND	1.6	ND	1.6	ND	1.5	ND	1.5	ND	1.8	ND	1.7	ND	1.7	ND	1.6	ND
Dibromochloromethane	0.73	ND	0.83	ND	0.83	ND	0.85	0.18 J	0.84	ND	0.82	ND	0.8	ND	0.97	ND	0.89	ND	0.89	ND	0.87	ND
Dichlorodifluoromethane	0.71	2.6	0.8	2.5	0.8	2.6	0.82	5.3	0.81	2.6	0.79	3.1	0.77	2.2	0.94	2.2	0.86	2.2	0.86	2.2	0.84	3.2
Difluoroethane	0.68	ND	0.77	ND	0.77	ND	0.79	ND	0.78	ND	0.76	0.77	0.75	0.6 J	0.9	ND	0.83	ND	0.83	ND	0.81	ND
Ethylbenzene	0.71	ND	0.8	ND	0.8	ND	0.82	ND	0.81	ND	0.79	0.37 J	0.77	0.22 J	0.94	ND	0.86	ND	0.86	0.15 J	0.84	ND
Freon 115	0.68	ND	0.77	ND	0.77	ND	0.79	ND	0.78	ND	0.76	ND	0.75	ND	0.9	ND	0.83	ND	0.83	ND	0.81	ND
Freon 123	0.68	ND	0.77	ND	0.77	ND	0.79	ND	0.78	ND	0.76	ND	0.75	ND	0.9	ND	0.83	ND	0.83	ND	0.81	ND
Hexachlorobutadiene	0.72	ND	0.81	ND	0.81	ND	0.83	ND	0.83	ND	0.81	ND	0.79	ND	0.95	ND	0.87	ND	0.87	ND	0.86	ND
Hexane	0.73	ND	0.83	ND	0.83	ND	0.85	ND	0.84	ND	0.82	0.26 J	0.8	2.6	0.97	ND	0.89	ND	0.89	0.22 J	0.87	ND
Isopropylbenzene	0.72	ND	0.81	ND	0.81	ND	0.83	ND	0.83	ND	0.81	ND	0.79	ND	0.95	ND	0.87	ND	0.87	ND	0.86	ND
Methyl cyclohexane	0.68	ND	0.77	ND	0.77	ND	0.79	ND	0.78	ND	0.76	ND	0.75	ND	0.9	ND	0.83	ND	0.83	ND	0.81	ND
Methyl Tertbutyl Ether	0.73	ND	0.83	ND	0.83	ND	0.85	0.57 J	0.84	ND	0.82	ND	0.8	ND	0.97	ND	0.89	ND	0.89	ND	0.87	ND
Methylene chloride	0.73	ND	0.83	ND	0.83	ND	0.85	ND	0.84	ND	0.82	0.4 J	0.8	1.1	0.97	ND	0.89	ND	0.89	ND	0.87	0.35 J
Styrene	0.72	ND	0.81	ND	0.81	ND	0.83	ND	0.83	ND	0.81	ND	0.79	0.21 J	0.95	ND	0.87	ND	0.87	ND	0.86	ND
Tetrachloroethene	0.72	120	0.81	110	0.81	140	0.83	500	8.3	310	8.1	40	0.79	2.9	0.95	4.6	0.87	4.5	0.87	49	0.86	ND
Toluene	0.72	0.15 J	0.81	0.14 J	0.81	0.38 J	0.83	0.16 J	0.83	0.15 J	0.81	0.65 J	0.79	1.4	0.95	0.3 J	0.87	0.29 J	0.87	0.41 J	0.86	ND
trans-1,2-Dichloroethene	0.72	0.9	0.81	0.94	0.81	0.8 J	0.83	0.95	0.83	0.98	0.81	ND	0.79	ND	0.95	ND	0.87	ND	0.87	ND	0.86	ND
trans-1,3-Dichloropropene	0.72	ND	0.81	ND	0.81	ND	0.83	ND	0.83	ND	0.81	ND	0.79	ND	0.95	ND	0.87	ND	0.87	ND	0.86	ND
Trichloroethene	0.15	59	0.17	69	0.17	73	0.17	230	1.7	130	0.17	29	0.16	1.1	0.2	3.1	0.18	5	0.18	49	0.18	ND
Trichlorofluoromethane	0.72	1.3	0.81	1.3	0.81	1.4	0.83	2.9	0.83	1.4	0.81	1.6	0.79	1.2	0.95	1.2	0.87	1.2	0.87	1.2	0.86	0.33 J
Vinyl chloride	0.15	ND	0.17	ND	0.17	ND	0.17	ND	0.17	ND	0.17	ND	0.16	ND	0.2	ND	0.18	ND	0.18	ND	0.18	ND
Xylene, o	0.72	ND	0.81	ND	0.81	0.12 J	0.83	ND	0.83	ND	0.81	0.41 J	0.79	0.33 J	0.95	0.2 J	0.87	0.21 J	0.87	0.25 J	0.86	ND
Xylenes (m&p)	1.5	0.24 J	1.7	0.21 J	1.7	0.34 J	1.7	0.29 J	1.7	0.29 J	1.7	1.4 J	1.6	0.78 J	2	0.48 J	1.8	0.49 J	1.8	0.6 J	1.8	ND

Prepared By: BCG
Checked By: EAW

Table 2
Nested Well Soil Vapor Analytical Results
Former Unisys Facility, Lake Success, New York

Location	5-10	VP-5-20		VP-5-30		VP-7-5		VP-7-10		VP-7-20		VP-7-30		VP-7-30		VP-7-40		VP-7-50		VP-8-5		VP-
Sample Date	2019	2/14/2019		2/14/2019		2/16/2019		2/16/2019		2/16/2019		2/16/2019		2/16/2019		2/16/2019		2/16/2019		2/15/2019		2/15/
Sample ID	5-10	VP-5-20		VP-5-30		LIJ-VP-7-5		LIJ-VP-7-10		LIJ-VP-7-20		LIJ-VP-7-100		LIJ-VP-7-30		LIJ-VP-7-40		LIJ-VP-7-50		VP-8-5		VP-
Lab Sample ID	38-032	P1900838-033		P1900838-034		P1900856-039		P1900856-040		P1900856-041		P1900856-043		P1900856-042		P1900856-044		P1900856-038		P1900856-001		P19008
QC Code	S	FS		FS		FS		FS		FS		FD		FS		FS		FS		FS		F
Matrix	R	AIR		AIR		AIR		AIR		AIR		AIR		AIR		AIR		AIR		AIR		A
Units	M3	UG/M3		UG/M3		UG/M3		UG/M3		UG/M3		UG/M3		UG/M3		UG/M3		UG/M3		UG/M3		UG/
Duplicate														LIJ-VP-7-100								
OV (UG/M3)	MRL	Result	MRL	Result	MRL	Result	MRL	Result	MRL	Result	MRL	Result	MRL	Result	MRL	Result	MRL	Result	MRL	Result	MRL	Result
1,1,1-Trichloroethane	0.84	0.45 J	0.81	0.66 J	0.8	ND	1.8	ND	2.1	ND	72	ND	640	ND	570	ND	36	ND	12	ND	0.92	ND
1,1,2,2-Tetrachloroethane	0.82	ND	0.8	ND	0.78	ND	1.8	ND	2.1	ND	71	ND	630	ND	560	ND	36	ND	12	ND	0.9	ND
1,1,2-Trichloro-1,2,2-Trifluoroethane	0.82	1.9	0.8	2.4	0.78	0.52 J	1.8	0.57 J	2.1	330	71	350 J	630	370 J	560	15 J	36	13	12	0.54 J	0.9	0.84 J
1,1,2-Trichloroethane	0.84	ND	0.81	ND	0.8	ND	1.8	ND	2.1	ND	72	ND	640	ND	570	8.3 J	36	ND	12	ND	0.92	ND
1,1-Dichloroethane	0.81	ND	0.78	ND	0.77	ND	1.8	ND	2.1	ND	69	ND	620	ND	550	ND	35	ND	12	ND	0.88	ND
1,1-Dichloroethene	0.84	ND	0.81	ND	0.8	ND	1.8	ND	2.1	ND	72	ND	640	ND	570	ND	36	ND	12	ND	0.92	ND
1,2,4-Trichlorobenzene	0.82	ND	0.8	ND	0.78	ND	1.8	ND	2.1	ND	71	ND	630	ND	560	ND	36	ND	12	ND	0.9	ND
1,2,4-Trimethylbenzene	0.82	0.82	0.8	0.87	0.78	1 J	1.8	1.1 J	2.1	ND	71	ND	630	ND	560	ND	36	ND	12	0.59 J	0.9	1.1
1,2-Dibromo-3-chloropropane	0.81	ND	0.78	ND	0.77	ND	1.8	ND	2.1	ND	69	ND	620	ND	550	ND	35	ND	12	ND	0.88	ND
1,2-Dibromoethane	0.84	ND	0.81	ND	0.8	ND	1.8	ND	2.1	ND	72	ND	640	ND	570	ND	36	ND	12	ND	0.92	ND
1,2-Dichloro-1,1,2,2-tetrafluoroethane	0.79	ND	0.77	ND	0.75	ND	1.7	ND	2	ND	68	ND	610	ND	540	ND	34	ND	12	ND	0.87	ND
1,2-Dichlorobenzene	0.84	ND	0.81	ND	0.8	ND	1.8	ND	2.1	ND	72	ND	640	ND	570	ND	36	ND	12	ND	0.92	ND
1,2-Dichloroethane	0.82	ND	0.8	ND	0.78	ND	1.8	ND	2.1	ND	71	ND	630	ND	560	ND	36	ND	12	0.1 J	0.9	ND
1,2-Dichloroethene (total)	0.82	0.5	0.8	0.82	0.78	ND	1.8	ND	2.1	430	71	9300	630	9900	560	1400	36	160	12	0.15	0.9	0.27
1,2-Dichloropropane	0.84	ND	0.81	ND	0.8	ND	1.8	ND	2.1	ND	72	ND	640	ND	570	ND	36	ND	12	ND	0.92	ND
1,3,5-Trimethylbenzene	0.82	0.2 J	0.8	0.22 J	0.78	0.27 J	1.8	ND	2.1	ND	71	ND	630	ND	560	ND	36	ND	12	0.19 J	0.9	0.28 J
1,3-Butadiene	0.81	0.31 J	0.78	0.4 J	0.77	ND	1.8	ND	2.1	ND	69	ND	620	ND	550	ND	35	ND	12	ND	0.88	ND
1,3-Dichlorobenzene	0.84	ND	0.81	ND	0.8	ND	1.8	ND	2.1	ND	72	ND	640	ND	570	ND	36	ND	12	ND	0.92	ND
1,4-Dichlorobenzene	0.84	ND	0.81	ND	0.8	ND	1.8	ND	2.1	ND	72	ND	640	ND	570	ND	36	ND	12	ND	0.92	ND
1,4-Dioxane	0.82	ND	0.8	ND	0.78	ND	1.8	ND	2.1	ND	71	ND	630	ND	560	ND	36	ND	12	ND	0.9	ND
2-Butanone	1.6	2.9	1.5	3.9	1.5	ND	3.4	0.57 J	4	ND	130	ND	1200	ND	1100	ND	67	ND	23	0.55 J	1.7	0.44 J
2-Hexanone	0.84	0.46 J	0.81	0.74 J	0.8	ND	1.8	ND	2.1	ND	72	ND	640	ND	570	ND	36	ND	12	ND	0.92	ND
2-Propanol	3.3	0.54 J	3.2	0.83 J	3.1	11	7.1	3.3 J	8.3	ND	280	ND	2500	ND	2200	ND	140	37 J	47	7.1	3.6	ND
4-Ethyltoluene	0.82	0.2 J	0.8	0.22 J	0.78	ND	1.8	ND	2.1	ND	71	ND	630	ND	560	ND	36	ND	12	0.19 J	0.9	0.23 J
4-Methyl-2-pentanone	0.82	0.17 J	0.8	0.48 J	0.78	1.1 J	1.8	2 J	2.1	ND	71	ND	630	ND	560	ND	36	2.9 J	12	ND	0.9	0.42 J
Acetic acid, methyl ester	0.78	1.3	0.75	2.2	0.74	ND	1.7	ND	2	ND	67	ND	600	ND	530	ND	34	ND	11	0.53 J	0.85	ND
Acetone	8.4	210	8.1	240	8	6.1 J	18	6 J	21	ND	720	ND	6400	ND	5700	ND	360	ND	120	7.9 J	9.2	ND
Allyl chloride	0.82	ND	0.8	ND	0.78	ND	1.8	ND	2.1	ND	71	ND	630	ND	560	ND	36	ND	12	ND	0.9	ND
Benzene	0.81	0.14 J	0.78	0.26 J	0.77	0.6 J	1.8	ND	2.1	ND	69	ND	620	ND	550	ND	35	ND	12	0.49 J	0.88	0.2 J
Bromodichloromethane	0.82	ND	0.8	ND	0.78	ND	1.8	ND	2.1	ND	71	ND	630	ND	560	ND	36	ND	12	ND	0.9	ND
Bromoform	0.82	ND	0.8	ND	0.78	ND	1.8	ND	2.1	ND	71	ND	630	ND	560	ND	36	ND	12	ND	0.9	ND
Bromomethane	0.78	ND	0.75	ND	0.74	ND	1.7	ND	2	ND	67	ND	600	ND	530	ND	34	ND	11	ND	0.85	ND
Carbon disulfide	1.7	ND	1.7	0.42 J	1.6	ND	3.7	ND	4.4	ND	150	ND	1300	ND	1200	ND	74	ND	25	ND	1.9	ND
Carbon tetrachloride	0.16	ND	0.15	ND	0.15	0.41	0.34	0.41	0.4	ND	13	ND	120	ND	110	ND	6.7	ND	2.3	0.41	0.17	0.41
Chlorobenzene	0.82	ND	0.8	ND	0.78	ND	1.8	ND	2.1	ND	71	ND	630	ND	560	ND	36	ND	12	ND	0.9	ND
Chlorodifluoromethane	0.78	0.38 J	0.75	0.41 J	0.74	1.3 J	1.7	1.5 J	2	ND	67	ND	600	ND	530	ND	34	18	11	0.93	0.85	0.77 J
Chloroethane	0.79	ND	0.77	ND	0.75	ND	1.7	ND	2	ND	68	ND	610	ND	540	ND	34	ND	12	ND	0.87	0.17 J
Chloroform	0.84	1.7	0.81	2	0.8	ND	1.8	ND	2.1	27 J	72	340 J	640	360 J	570	53	36	8.6 J	12	0.19 J	0.92	0.21 J
Chloromethane	0.78	ND	0.75	ND	0.74	0.73 J	1.7	ND	2	ND	67	ND	600	ND	530	ND	34	ND	11	0.38 J	0.85	ND
cis-1,2-Dichloroethene	0.82	0.38 J	0.8	0.65 J	0.78	ND	1.8	ND	2.1	430	71	9200	630	9700	560	1400	36	160	12	0.15 J	0.9	0.27 J
cis-1,3-Dichloropropene	0.87	ND	0.84	ND	0.83	ND	1.9	ND	2.2	ND	75	ND	670	ND	590	ND	38	ND	13	ND	0.95	ND
Cyclohexane	1.6	ND	1.5	ND	1.5	ND	3.4	ND	4	ND	130	ND	1200	ND	1100	ND	67	ND	23	0.31 J	1.7	ND
Dibromochloromethane	0.84	ND	0.81	ND	0.8	ND	1.8	ND	2.1	ND	72	ND	640	ND	570	ND	36	ND	12	ND	0.92	ND
Dichlorodifluoromethane	0.81	11	0.78	12	0.77	2.2	1.8	2.1	2.1	ND	69	ND	620	ND	550	ND	35	2.1 J	12	2.2	0.88	2.1
Difluoroethane	0.78	ND	0.75	ND	0.74	ND	1.7	17	2	84	67	ND	600	ND	530	ND	34	ND	11	35	0.85	32
Ethylbenzene	0.81	0.2 J	0.78	0.29 J	0.77	1.1 J	1.8	ND	2.1	ND	69	ND	620	ND	550	ND	35	ND	12	0.47 J	0.88	0.21 J
Freon 115	0.78	ND	0.75	ND	0.74	ND	1.7	ND	2	ND	67	ND	600	ND	530	ND	34	ND	11	ND	0.85	ND
Freon 123	0.78	17	0.75	30	0.74	ND	1.7	ND	2	ND	67	ND	600	ND	530	ND	34	ND	11	ND	0.85	ND
Hexachlorobutadiene	0.82	ND	0.8	ND	0.78	ND	1.8	ND	2.1	ND	71	ND	630	ND	560	ND	36	ND	12	ND	0.9	ND
Hexane	0.84	ND	0.81	0.22 J	0.8	ND	1.8	ND	2.1	ND	72	ND	640	ND	570	ND	36	ND	12	0.41 J	0.92	ND
Isopropylbenzene	0.82	ND	0.8	ND	0.78	ND	1.8	ND	2.1	ND	71	ND	630	ND	560	ND	36	ND	12	ND	0.9	ND
Methyl cyclohexane	0.78	ND	0.75	ND	0.74	ND	1.7	ND	2	ND	67	ND	600	ND	530	ND	34	ND	11	ND	0.85	ND
Methyl Tertbutyl Ether	0.84	ND	0.81	ND	0.8	ND	1.8	ND	2.1	ND	72	ND	640	ND	570	ND	36	ND	12	ND	0.92	ND
Methylene chloride	0.84	ND	0.81	ND	0.8	1.1 J	1.8	1 J	2.1	ND	72	ND	640	ND	570	ND	36	ND	12	0.4 J	0.92	0.33 J
Styrene	0.82	0.3 J	0.8	0.32 J	0.78	ND	1.8	ND	2.1	ND	71	ND	630	ND	560	ND	36	ND	12	0.26 J	0.9	0.16 J
Tetrachloroethene	0.82	77	0.8	120	0.78	0.64 J	1.8	87	2.1	9500	71	48000	630	51000	560	3900	36	1600	12	1.4	0.9	11
Toluene	0.82	0.54 J	0.8	1.6	0.78	2.5	1.8	0.8 J	2.1	ND	71	ND	630	ND	560	ND	36	ND	12	2.4	0.9	0.54 J
trans-1,2-Dichloroethene	0.82	0.12 J	0.8	0.17 J	0.78	ND	1.8	ND	2.1	ND	71	100 J	630	110 J	560	14 J	36	2.4 J	12	ND	0.9	ND
trans-1,3-Dichloropropene	0.82	ND	0.8	ND	0.78	ND	1.8	ND	2.1	ND	71	ND	630	ND	560	ND	36	ND	12	ND	0.9	ND
Trichloroethene	0.17	91	0.17	140	0.16	0.98	0.37	2.5	0.44	11000	15	100000	130	100000	120	5600	7.4	2200	2.5	0.25	0.19	5.2
Trichlorofluoromethane	0.82	1.9	0.8	2.1	0.78	1.1 J	1.8	1.2 J	2.1	ND	71	ND	630	ND	560	ND	36	3 J	12	1.2	0.9	1.2
Vinyl chloride	0.17	ND	0.17	ND	0.16	ND	0.37	ND	0.44	ND	15	ND	130	ND	120	ND	7.4	ND	2.5	ND	0.19	ND
Xylene, o	0.82	0.35 J	0.8	0.48 J	0.78	1.3 J	1.8	0.43 J	2.1	ND	71	ND	630	ND	560	ND	36	ND	12	0.55 J	0.9	0.42 J
Xylenes (m&p)	1.7	0.84 J	1.7	1.2 J	1.6	4	3.7	1 J	4.4	ND	150	ND	1300	ND	1200	ND	74	ND	25	1.5 J	1.9	0.99 J

Prepared By: BCG
Checked By: EAW

Table 2
Nested Well Soil Vapor Analytical Results
Former Unisys Facility, Lake Success, New York

Location	3-10	VP-8-20		VP-8D-53.5		VP-8D-53.5		VP-8D-62.5		VP-8D-62.5		VP-8D-72.5		VP-9-10		VP-9-20		VP-9-30		VP-9-30	
Sample Date	/2019	2/15/2019		2/15/2019		2/15/2019		2/15/2019		2/15/2019		2/15/2019		2/13/2019		2/13/2019		2/13/2019		2/13/2019	
Sample ID	3-10	VP-8-20		VP-8D-53.5		VP-8D-100		VP-8D-62.5		VP-8D-200		VP-8D-72.5		VP-9-10		VP-9-20		VP-9-30		VP-9-100	
Lab Sample ID	56-002	P1900856-003		P1900856-004		P1900856-007		P1900856-005		P1900856-008		P1900856-006		P1900838-008		P1900838-009		P1900838-010		P1900838-014	
QC Code	S	FS		FS		FD		FS		FD		FS		FS		FS		FS		FD	
Matrix	IR	AIR		AIR		AIR		AIR		AIR		AIR		AIR		AIR		AIR		AIR	
Units	/M3	UG/M3		UG/M3		UG/M3		UG/M3		UG/M3		UG/M3		UG/M3		UG/M3		UG/M3		UG/M3	
Duplicate				VP-8D-100				VP-8D-200										VP-9-100			
OV (UG/M3)	MRL	Result	MRL	Result	MRL	Result	MRL	Result	MRL	Result	MRL	Result	MRL	Result	MRL	Result	MRL	Result	MRL	Result	MRL
1,1,1-Trichloroethane	0.91	ND	0.86	ND	300	ND	300	ND	180	ND	34	ND	77	0.61 J	3	1.9 J	2.3	ND	43	ND	44
1,1,2,2-Tetrachloroethane	0.89	ND	0.85	ND	300	ND	290	ND	180	ND	34	ND	76	ND	3	ND	2.3	ND	43	ND	43
1,1,2-Trichloro-1,2,2-Trifluoroethane	0.89	0.51 J	0.85	320	300	330	290	320	180	350	34	310	76	0.65 J	3	8.9	2.3	120	43	130	43
1,1,2-Trichloroethane	0.91	ND	0.86	ND	300	ND	300	ND	180	15 J	34	8.1 J	77	ND	3	3.9	2.3	26 J	43	25 J	44
1,1-Dichloroethane	0.87	ND	0.83	ND	290	ND	290	ND	180	ND	33	ND	74	ND	2.9	ND	2.3	ND	42	ND	43
1,1-Dichloroethene	0.91	ND	0.86	ND	300	ND	300	ND	180	8.9 J	34	ND	77	ND	3	ND	2.3	ND	43	ND	44
1,2,4-Trichlorobenzene	0.89	ND	0.85	ND	300	ND	290	ND	180	ND	34	ND	76	ND	3	ND	2.3	ND	43	ND	43
1,2,4-Trimethylbenzene	0.89	0.89	0.85	ND	300	ND	290	ND	180	ND	34	ND	76	1.8 J	3	1.8 J	2.3	ND	43	ND	43
1,2-Dibromo-3-chloropropane	0.87	ND	0.83	ND	290	ND	290	ND	180	ND	33	ND	74	ND	2.9	ND	2.3	ND	42	ND	43
1,2-Dibromoethane	0.91	ND	0.86	ND	300	ND	300	ND	180	ND	34	ND	77	ND	3	ND	2.3	ND	43	ND	44
1,2-Dichloro-1,1,2,2-tetrafluoroethane	0.86	ND	0.82	ND	280	ND	280	ND	170	ND	32	ND	73	ND	2.9	ND	2.2	ND	41	ND	42
1,2-Dichlorobenzene	0.91	ND	0.86	ND	300	ND	300	ND	180	ND	34	ND	77	ND	3	ND	2.3	ND	43	ND	44
1,2-Dichloroethane	0.89	0.098 J	0.85	ND	300	ND	290	ND	180	ND	34	ND	76	ND	3	ND	2.3	ND	43	ND	43
1,2-Dichloroethene (total)	0.89	ND	0.85	570	300	560	290	480	180	540	34	390	76	ND	3	25	2.3	590	43	590	43
1,2-Dichloropropane	0.91	ND	0.86	ND	300	ND	300	ND	180	ND	34	ND	77	ND	3	ND	2.3	ND	43	ND	44
1,3,5-Trimethylbenzene	0.89	0.26 J	0.85	ND	300	ND	290	ND	180	ND	34	ND	76	0.48 J	3	0.49 J	2.3	ND	43	ND	43
1,3-Butadiene	0.87	ND	0.83	ND	290	ND	290	ND	180	ND	33	ND	74	ND	2.9	ND	2.3	ND	42	ND	43
1,3-Dichlorobenzene	0.91	ND	0.86	ND	300	ND	300	ND	180	ND	34	ND	77	ND	3	ND	2.3	ND	43	ND	44
1,4-Dichlorobenzene	0.91	ND	0.86	ND	300	ND	300	ND	180	ND	34	ND	77	ND	3	ND	2.3	ND	43	ND	44
1,4-Dioxane	0.89	ND	0.85	ND	300	ND	290	ND	180	ND	34	ND	76	ND	3	ND	2.3	ND	43	ND	43
2-Butanone	1.7	1.7	1.6	ND	560	ND	550	ND	340	ND	64	ND	140	ND	5.6	ND	4.4	ND	81	ND	82
2-Hexanone	0.91	0.22 J	0.86	ND	300	ND	300	ND	180	ND	34	ND	77	ND	3	ND	2.3	ND	43	ND	44
2-Propanol	3.5	11	3.4	ND	1200	ND	1200	ND	710	ND	130	ND	300	2.7 J	12	1.8 J	9.1	ND	170	ND	170
4-Ethyltoluene	0.89	0.2 J	0.85	ND	300	ND	290	ND	180	ND	34	ND	76	ND	3	0.43 J	2.3	ND	43	ND	43
4-Methyl-2-pentanone	0.89	0.23 J	0.85	ND	300	ND	290	ND	180	ND	34	ND	76	0.74 J	3	0.46 J	2.3	ND	43	ND	43
Acetic acid, methyl ester	0.84	1.7	0.8	ND	280	ND	280	ND	170	ND	32	ND	71	ND	2.8	ND	2.2	ND	40	ND	41
Acetone	9.1	16	8.6	ND	3000	ND	3000	ND	1800	ND	340	ND	770	ND	30	ND	23	ND	430	ND	440
Allyl chloride	0.89	ND	0.85	ND	300	ND	290	ND	180	ND	34	ND	76	ND	3	ND	2.3	ND	43	ND	43
Benzene	0.87	0.47 J	0.83	ND	290	ND	290	ND	180	ND	33	ND	74	0.5 J	2.9	0.77 J	2.3	ND	42	ND	43
Bromodichloromethane	0.89	ND	0.85	ND	300	ND	290	ND	180	ND	34	ND	76	ND	3	ND	2.3	ND	43	ND	43
Bromoform	0.89	ND	0.85	ND	300	ND	290	ND	180	ND	34	ND	76	ND	3	ND	2.3	ND	43	ND	43
Bromomethane	0.84	ND	0.8	ND	280	ND	280	ND	170	ND	32	ND	71	ND	2.8	ND	2.2	ND	40	ND	41
Carbon disulfide	1.8	ND	1.8	ND	610	ND	610	ND	370	ND	70	ND	160	ND	6.2	ND	4.8	ND	89	ND	90
Carbon tetrachloride	0.17	0.42	0.16	ND	56	ND	55	ND	34	ND	6.4	ND	14	ND	0.56	0.47	0.44	ND	8.1	ND	8.2
Chlorobenzene	0.89	ND	0.85	ND	300	ND	290	ND	180	ND	34	ND	76	ND	3	ND	2.3	ND	43	ND	43
Chlorodifluoromethane	0.84	0.86	0.8	ND	280	180 J	280	170 J	170	180	32	170	71	ND	2.8	2.4	2.2	ND	40	ND	41
Chloroethane	0.86	ND	0.82	ND	280	ND	280	ND	170	ND	32	ND	73	ND	2.9	ND	2.2	ND	41	ND	42
Chloroform	0.91	0.18 J	0.86	48 J	300	48 J	300	47 J	180	52	34	43 J	77	ND	3	5.7	2.3	69	43	71	44
Chloromethane	0.84	0.34 J	0.8	ND	280	ND	280	ND	170	ND	32	ND	71	ND	2.8	0.66 J	2.2	ND	40	ND	41
cis-1,2-Dichloroethene	0.89	ND	0.85	570	300	560	290	480	180	530	34	390	76	ND	3	25	2.3	590	43	590	43
cis-1,3-Dichloropropene	0.94	ND	0.9	ND	310	ND	310	ND	190	ND	36	ND	80	ND	3.2	ND	2.4	ND	45	ND	46
Cyclohexane	1.7	0.31 J	1.6	ND	560	ND	550	ND	340	ND	64	ND	140	ND	5.6	ND	4.4	ND	81	ND	82
Dibromochloromethane	0.91	ND	0.86	ND	300	ND	300	ND	180	ND	34	ND	77	ND	3	ND	2.3	ND	43	ND	44
Dichlorodifluoromethane	0.87	2	0.83	ND	290	ND	290	ND	180	ND	33	ND	74	2.2 J	2.9	2.1 J	2.3	ND	42	ND	43
Difluoroethane	0.84	32	0.8	ND	280	ND	280	ND	170	ND	32	ND	71	33	2.8	65	2.2	ND	40	ND	41
Ethylbenzene	0.87	0.65 J	0.83	ND	290	ND	290	ND	180	ND	33	ND	74	ND	2.9	0.47 J	2.3	ND	42	ND	43
Freon 115	0.84	ND	0.8	ND	280	ND	280	ND	170	ND	32	ND	71	ND	2.8	ND	2.2	ND	40	ND	41
Freon 123	0.84	ND	0.8	ND	280	ND	280	ND	170	ND	32	ND	71	ND	2.8	ND	2.2	ND	40	ND	41
Hexachlorobutadiene	0.89	ND	0.85	ND	300	ND	290	ND	180	ND	34	ND	76	ND	3	ND	2.3	ND	43	ND	43
Hexane	0.91	0.4 J	0.86	ND	300	ND	300	ND	180	ND	34	ND	77	ND	3	ND	2.3	ND	43	ND	44
Isopropylbenzene	0.89	ND	0.85	ND	300	ND	290	ND	180	ND	34	ND	76	ND	3	ND	2.3	ND	43	ND	43
Methyl cyclohexane	0.84	ND	0.8	ND	280	ND	280	ND	170	ND	32	ND	71	ND	2.8	ND	2.2	ND	40	ND	41
Methyl Tertbutyl Ether	0.91	ND	0.86	ND	300	ND	300	ND	180	ND	34	ND	77	ND	3	1.6 J	2.3	7.1 J	43	7 J	44
Methylene chloride	0.91	0.43 J	0.86	ND	300	ND	300	ND	180	ND	34	ND	77	ND	3	ND	2.3	ND	43	ND	44
Styrene	0.89	0.47 J	0.85	ND	300	ND	290	ND	180	ND	34	ND	76	ND	3	0.4 J	2.3	ND	43	ND	43
Tetrachloroethene	0.89	0.42 J	0.85	930	300	920	290	920	180	970	34	790	76	5.1	3	150	2.3	1200	43	1200	43
Toluene	0.89	2.3	0.85	ND	300	ND	290	ND	180	ND	34	ND	76	1.2 J	3	1.6 J	2.3	ND	43	ND	43
trans-1,2-Dichloroethene	0.89	ND	0.85	ND	300	ND	290	ND	180	11 J	34	ND	76	ND	3	ND	2.3	ND	43	ND	43
trans-1,3-Dichloropropene	0.89	ND	0.85	ND	300	ND	290	ND	180	ND	34	ND	76	ND	3	ND	2.3	ND	43	ND	43
Trichloroethene	0.18	0.12 J	0.18	47000	61	47000	61	25000	37	25000	70	12000	16	35	0.62	320	0.48	6900	8.9	6900	9
Trichlorofluoromethane	0.89	1.1	0.85	ND	300	ND	290	ND	180	17 J	34	15 J	76	1.4 J	3	1.3 J	2.3	ND	43	ND	43
Vinyl chloride	0.18	ND	0.18	ND	61	ND	61	ND	37	8.6	7	9.7 J	16	ND	0.62	ND	0.48	ND	8.9	ND	9
Xylene, o	0.89	0.73 J	0.85	ND	300	ND	290	ND	180	ND	34	ND	76	0.69 J	3	0.8 J	2.3	ND	43	ND	43
Xylenes (m&p)	1.8	2.2	1.8	ND	610	ND	610	ND	370	ND	70	ND	160	1.7 J	6.2	2 J	4.8	ND	89	ND	90

Prepared By: BCG
Checked By: EAW

Table 2
Nested Well Soil Vapor Analytical Results
Former Unisys Facility, Lake Success, New York

Location	VP-9-40		VP-9-40		VP-9-50		VP-9-60		VP-NYSDEC-5-5		VP-NYSDEC-5-10		VP-NYSDEC-5-20		VP-NYSDEC-5-30		VP-NYSDEC-5-40		VP-NYSDEC-5-40		VP-NYSDEC-5-50	
Sample Date	2/13/2019		2/13/2019		2/13/2019		2/13/2019		2/13/2019		2/13/2019		2/13/2019		2/13/2019		2/13/2019		2/13/2019		2/13/2019	
Sample ID	VP-9-40		VP-9-200		VP-9-50		VP-9-60		VP-NYSDEC-5-5		VP-NYSDEC-5-10		VP-NYSDEC-5-20		VP-NYSDEC-5-30		VP-NYSDEC-5-100		VP-NYSDEC-5-40		VP-NYSDEC-5-50	
Lab Sample ID	P1900838-011		P1900838-015		P1900838-012		P1900838-013		P1900838-001		P1900838-002		P1900838-003		P1900838-004		P1900838-007		P1900838-005		P1900838-006	
QC Code	FS		FD		FS		FS		FS		FS		FS		FS		FD		FS		FS	
Matrix	AIR		AIR		AIR		AIR		AIR		AIR		AIR		AIR		AIR		AIR		AIR	
Units	UG/M3		UG/M3		UG/M3		UG/M3		UG/M3		UG/M3		UG/M3		UG/M3		UG/M3		UG/M3		UG/M3	
Duplicate	VP-9-200																		VP-NYSDEC-5-100			
OV (UG/M3)	Result	MRL	Result	MRL	Result	MRL	Result	MRL	Result	MRL	Result	MRL	Result	MRL	Result	MRL	Result	MRL	Result	MRL	Result	MRL
1,1,1-Trichloroethane	ND	1700	ND	1800	ND	43	ND	43	ND	2.3	ND	4	ND	8.6	ND	250	ND	840	ND	870	ND	2200
1,1,2,2-Tetrachloroethane	ND	1700	ND	1800	ND	42	ND	42	ND	2.3	ND	4	ND	8.4	ND	240	ND	820	ND	850	ND	2200
1,1,2-Trichloro-1,2,2-Trifluoroethane	110000	1700	130000	1800	230	42	160	42	0.6 J	2.3	1.3 J	4	88	8.4	21000	240	10000	820	10000	850	ND	2200
1,1,2-Trichloroethane	ND	1700	ND	1800	ND	43	4.7 J	43	ND	2.3	ND	4	ND	8.6	ND	250	ND	840	ND	870	ND	2200
1,1-Dichloroethane	ND	1600	ND	1700	ND	41	ND	41	ND	2.2	ND	3.9	ND	8.3	ND	240	ND	810	ND	840	ND	2100
1,1-Dichloroethene	520 J	1700	640 J	1800	8.9 J	43	10 J	43	ND	2.3	ND	4	ND	8.6	ND	250	ND	840	ND	870	ND	2200
1,2,4-Trichlorobenzene	ND	1700	ND	1800	ND	42	ND	42	ND	2.3	ND	4	ND	8.4	ND	240	ND	820	ND	850	ND	2200
1,2,4-Trimethylbenzene	ND	1700	ND	1800	ND	42	ND	42	1.6 J	2.3	1.7 J	4	1.8 J	8.4	ND	240	ND	820	ND	850	ND	2200
1,2-Dibromo-3-chloropropane	ND	1600	ND	1700	ND	41	ND	41	ND	2.2	ND	3.9	ND	8.3	ND	240	ND	810	ND	840	ND	2100
1,2-Dibromoethane	ND	1700	ND	1800	ND	43	ND	43	ND	2.3	ND	4	ND	8.6	ND	250	ND	840	ND	870	ND	2200
1,2-Dichloro-1,1,2,2-tetrafluoroethane	ND	1600	ND	1700	ND	41	ND	40	ND	2.2	ND	3.8	ND	8.1	ND	230	ND	790	ND	820	ND	2100
1,2-Dichlorobenzene	ND	1700	ND	1800	ND	43	ND	43	ND	2.3	ND	4	ND	8.6	ND	250	ND	840	ND	870	ND	2200
1,2-Dichloroethane	ND	1700	ND	1800	ND	42	ND	42	ND	2.3	ND	4	ND	8.4	ND	240	ND	820	ND	850	ND	2200
1,2-Dichloroethene (total)	49000	1700	64000	1800	760	42	440	42	ND	2.3	ND	4	20	8.4	260	240	2300	820	2300	850	450	2200
1,2-Dichloropropane	ND	1700	ND	1800	ND	43	ND	43	ND	2.3	ND	4	ND	8.6	ND	250	ND	840	ND	870	ND	2200
1,3,5-Trimethylbenzene	340 J	1700	ND	1800	ND	42	ND	42	0.51 J	2.3	ND	4	ND	8.4	ND	240	ND	820	ND	850	ND	2200
1,3-Butadiene	ND	1600	ND	1700	ND	41	ND	41	ND	2.2	ND	3.9	ND	8.3	ND	240	ND	810	ND	840	ND	2100
1,3-Dichlorobenzene	ND	1700	ND	1800	ND	43	ND	43	ND	2.3	ND	4	ND	8.6	ND	250	ND	840	ND	870	ND	2200
1,4-Dichlorobenzene	ND	1700	ND	1800	ND	43	ND	43	ND	2.3	ND	4	ND	8.6	ND	250	ND	840	ND	870	ND	2200
1,4-Dioxane	ND	1700	ND	1800	ND	42	ND	42	ND	2.3	ND	4	ND	8.4	ND	240	ND	820	ND	850	ND	2200
2-Butanone	ND	3200	ND	3300	ND	80	ND	79	0.71 J	4.3	1.1 J	7.5	ND	16	ND	460	ND	1600	ND	1600	ND	4100
2-Hexanone	ND	1700	ND	1800	ND	43	ND	43	ND	2.3	ND	4	ND	8.6	ND	250	ND	840	ND	870	ND	2200
2-Propanol	ND	6600	ND	7000	ND	170	ND	170	7.8 J	9	ND	16	ND	33	ND	970	ND	3300	ND	3400	ND	8700
4-Ethyltoluene	350 J	1700	ND	1800	ND	42	ND	42	0.57 J	2.3	ND	4	ND	8.4	ND	240	ND	820	ND	850	ND	2200
4-Methyl-2-pentanone	ND	1700	ND	1800	ND	42	ND	42	0.47 J	2.3	0.92 J	4	ND	8.4	ND	240	ND	820	ND	850	ND	2200
Acetic acid, methyl ester	ND	1600	ND	1700	ND	40	ND	40	ND	2.1	ND	3.7	ND	8	ND	230	ND	780	ND	810	ND	2100
Acetone	ND	17000	ND	18000	ND	430	ND	430	12 J	23	ND	40	ND	86	ND	2500	ND	8400	ND	8700	ND	22000
Allyl chloride	ND	1700	ND	1800	ND	42	ND	42	ND	2.3	ND	4	ND	8.4	ND	240	ND	820	ND	850	ND	2200
Benzene	ND	1600	ND	1700	ND	41	ND	41	0.81 J	2.2	0.64 J	3.9	ND	8.3	ND	240	ND	810	ND	840	ND	2100
Bromodichloromethane	ND	1700	ND	1800	ND	42	ND	42	ND	2.3	ND	4	ND	8.4	ND	240	ND	820	ND	850	ND	2200
Bromoform	ND	1700	ND	1800	ND	42	ND	42	ND	2.3	ND	4	ND	8.4	ND	240	ND	820	ND	850	ND	2200
Bromomethane	ND	1600	ND	1700	ND	40	ND	40	ND	2.1	ND	3.7	ND	8	ND	230	ND	780	ND	810	ND	2100
Carbon disulfide	ND	3500	ND	3700	ND	87	ND	87	ND	4.7	ND	8.2	ND	17	ND	510	ND	1700	ND	1800	ND	4500
Carbon tetrachloride	ND	320	ND	330	ND	8	ND	7.9	0.41 J	0.43	ND	0.75	4.1	1.6	ND	46	ND	160	ND	160	ND	410
Chlorobenzene	ND	1700	ND	1800	ND	42	ND	42	ND	2.3	ND	4	ND	8.4	ND	240	ND	820	ND	850	ND	2200
Chlorodifluoromethane	ND	1600	ND	1700	ND	40	ND	40	1.2 J	2.1	ND	3.7	17	8	ND	230	ND	780	ND	810	ND	2100
Chloroethane	ND	1600	ND	1700	ND	41	ND	40	ND	2.2	ND	3.8	ND	8.1	ND	230	ND	790	ND	820	ND	2100
Chloroform	500 J	1700	650 J	1800	22 J	43	24 J	43	ND	2.3	2.8 J	4	9	8.6	190 J	250	ND	840	ND	870	ND	2200
Chloromethane	ND	1600	ND	1700	ND	40	ND	40	0.82 J	2.1	ND	3.7	ND	8	ND	230	ND	780	ND	810	ND	2100
cis-1,2-Dichloroethene	49000	1700	64000	1800	750	42	430	42	ND	2.3	ND	4	20	8.4	260	240	2300	820	2300	850	450 J	2200
cis-1,3-Dichloropropene	ND	1800	ND	1900	ND	45	ND	44	ND	2.4	ND	4.2	ND	8.9	ND	260	ND	870	ND	900	ND	2300
Cyclohexane	ND	3200	ND	3300	ND	80	ND	79	ND	4.3	ND	7.5	ND	16	ND	460	ND	1600	ND	1600	ND	4100
Dibromochloromethane	ND	1700	ND	1800	ND	43	ND	43	ND	2.3	ND	4	ND	8.6	ND	250	ND	840	ND	870	ND	2200
Dichlorodifluoromethane	ND	1600	ND	1700	ND	41	ND	41	2.3	2.2	2.1 J	3.9	2.2 J	8.3	ND	240	ND	810	ND	840	ND	2100
Difluoroethane	ND	1600	ND	1700	69	40	26 J	40	160	2.1	62	3.7	120	8	ND	230	ND	780	ND	810	ND	2100
Ethylbenzene	ND	1600	ND	1700	ND	41	ND	41	0.41 J	2.2	ND	3.9	ND	8.3	ND	240	ND	810	ND	840	ND	2100
Freon 115	ND	1600	ND	1700	ND	40	ND	40	ND	2.1	ND	3.7	ND	8	ND	230	ND	780	ND	810	ND	2100
Freon 123	ND	1600	ND	1700	ND	40	ND	40	ND	2.1	ND	3.7	ND	8	ND	230	ND	780	ND	810	ND	2100
Hexachlorobutadiene	ND	1700	ND	1800	ND	42	ND	42	ND	2.3	ND	4	ND	8.4	ND	240	ND	820	ND	850	ND	2200
Hexane	390 J	1700	ND	1800	ND	43	ND	43	0.88 J	2.3	ND	4	ND	8.6	ND	250	ND	840	ND	870	ND	2200
Isopropylbenzene	350 J	1700	ND	1800	ND	42	ND	42	ND	2.3	ND	4	ND	8.4	ND	240	ND	820	ND	850	ND	2200
Methyl cyclohexane	ND	1600	ND	1700	ND	40	ND	40	ND	2.1	ND	3.7	ND	8	ND	230	ND	780	ND	810	ND	2100
Methyl Tertbutyl Ether	ND	1700	ND	1800	ND	43	ND	43	ND	2.3	ND	4	ND	8.6	ND	250	ND	840	ND	870	ND	2200
Methylene chloride	ND	1700	ND	1800	ND	43	ND	43	ND	2.3	ND	4	ND	8.6	ND	250	ND	840	ND	870	ND	2200
Styrene	ND	1700	ND	1800	ND	42	ND	42	ND	2.3	ND	4	ND	8.4	ND	240	ND	820	ND	850	ND	2200
Tetrachloroethene	25000	1700	37000	1800	1800	42	1800	42	ND	2.3	0.88 J	4	110	8.4	3700	240	9600	820	8500	850	1100 J	2200
Toluene	ND	1700	ND	1800	ND	42	ND	42	1.8 J	2.3	1.6 J	4	1.5 J	8.4	ND	240	ND	820	ND	850	ND	2200
trans-1,2-Dichloroethene	240 J	1700	330 J	1800	9.5 J	42	8.5 J	42	ND	2.3	ND	4	ND	8.4	ND	240	ND	820	ND	850	ND	2200
trans-1,3-Dichloropropene	ND	1700	ND	1800	ND	42	ND	42	ND	2.3	ND	4	ND	8.4	ND	240	ND	820	ND	850	ND	2200
Trichloroethene	220000	350	290000	370	17000	35	16000	35	150	0.47	43	0.82	1600	1.7	43000	51	120000	170	120000	180	340000	450
Trichlorofluoromethane	ND	1700	ND	1800	ND	42	ND	42	1.5 J	2.3	1.5 J	4	2.1 J	8.4	43 J	240	ND	820	ND	850	ND	2200
Vinyl chloride	ND	350	ND	370	ND	8.7	ND	8.7	ND	0.47	ND	0.82	ND	1.7	ND	51	ND	170	ND	180	ND	450
Xylene, o	ND	1700	ND	1800	ND	42	ND	42	0.67 J	2.3	0.79 J	4	ND	8.4	ND	240	ND	820	ND	850	ND	2200
Xylenes (m&p)	ND	3500	ND	3700	ND	87	ND	87	1.7 J	4.7	2 J	8.2	2.3 J	17	ND	510	ND	1700	ND	1800	ND	4500

Prepared By: BCG
Checked By: EAW

Acronyms:
ug/m3: Micrograms per cubic meter
ND: Indicates the analyte was analyzed for but not detected.
J: Concentration is estimated
FS: Field Sample
FD: Field Duplicate

Prepared By: BCG
Checked By: EAW

APPENDICES

APPENDIX A
SOIL VAPOR MONITORING WORK PLAN 2019,
FORMER UNISYS FACILITY
GREAT NECK, LAKE SUCCESS, NEW YORK

SOIL VAPOR MONITORING WORK PLAN 2019

Former Unisys Facility – Great Neck
Lake Success, New York

NYSDEC Site ID# 130045

Prepared for:
Lockheed Martin Corporation

Prepared by:
Amec E&E, P.C.

Submitted To:
Division of Environmental Remediation
New York State Department of Environmental Conservation, Region 1
SUNY Stony Brook, 50 Circle Road
Stony Brook, New York 11790

February 2019

Submitted to:
Division of Environmental Remediation, NYSDEC Region 1

Revision: 02

William Weber, PE – Project Manager

Eric Weinstock, PG – Task Manager

TABLE OF CONTENTS

Section **Page**

SECTION 1 INTRODUCTION **1-1**

SECTION 2 SITE DESCRIPTION AND SITE HISTORY **2-1**

2.1 SITE DESCRIPTION 2-1

2.2 SITE HISTORY 2-1

2.3 REGULATORY BACKGROUND 2-2

2.4 PREVIOUS VAPOR INTRUSION SAMPLING 2-3

SECTION 3 SAMPLING OBJECTIVES AND METHODOLOGIES **3-1**

3.1 SOIL VAPOR SAMPLING (MAIN BUILDING) 3-1

3.2 SAMPLE COLLECTION 3-1

SECTION 4 LABORATORY ANALYSIS AND DATA VALIDATION **4-1**

SECTION 5 REPORTING **5-1**

5.1 UPDATED SAMPLING RESULTS TABLES 5-1

5.2 ANNUAL MONITORING REPORT 5-1

5.3 DATA PRESENTATION 5-2

SECTION 6 DATA ANALYSIS AND RECOMMENDATIONS **6-1**

SECTION 7 REFERENCES **7-1**

TABLE OF CONTENTS (CONTINUED)

LIST OF FIGURES

Figure 1 Site Location Map
Figure 2 Nested Soil Vapor Sampling Locations - Main Building

LIST OF TABLES

Table 1 Summary of Soil Vapor Samples from Existing Nested Wells
Table 2 Summary of Soil Vapor Chemicals of Concern to be Analyzed by Modified United States Environmental Protection Agency TO-15 Methods

APPENDICES

Appendix A—Lockheed Martin Corporation Standard Operating Procedures (SOP) - SOP SSDS-28 – Soil Vapor Sampling

LOCKHEED MARTIN FORMER UNISYS FACILITY

SOIL VAPOR MONITORING WORK PLAN

GREAT NECK, NEW YORK

I certify that I am currently a NYS registered professional engineer and that this Monitoring Plan was prepared in accordance with all applicable statues and regulations and in substantial conformance with the DER Technical Guidance for Site Investigation and Remediation (DER-10)

Name	Signature	Date
William J. Weber		1/7/2019
Engineer of Record		

ACRONYMS AND ABBREVIATIONS

AMEC	AMEC E&E, PC
COCs	chemicals of concern
DUSR	Data Usability Summary Reports
EP	extraction point
ft. bgs	feet below ground surface
IA	indoor air
in. WC	inches of water column
LIPA	Long Island Power Authority
Lockheed Martin	Lockheed Martin Corporation
MLE	multiple lines of evidence
NYSDEC	New York State Department of Environmental Conservation
NYSDOH	New York State Department of Health
OU	Operable Unit
PCE	tetrachloroethene
PID	photoionization detector
Site	1111 Marcus Avenue in Lake Success, New York
SOP	standard operating procedure
SSDS	sub-slab depressurization system
SSV	sub-slab vapor
SV	soil vapor
SVE	soil vapor extraction system
TCE	trichloroethene
Unisys	The Unisys Corporation
USEPA	United States Environmental Protection Agency
VI	Vapor Intrusion
VOCs	volatile organic compounds

SECTION 1
INTRODUCTION

On behalf of Lockheed Martin Corporation (Lockheed Martin), AMEC E&E, PC (AMEC) has prepared this Soil Vapor Monitoring Work Plan for the 2019 soil vapor (SV) monitoring program for the former Unisys Facility (Operable Unit 1[OU1]) located at 1111 Marcus Avenue in Lake Success, New York (the Site). The work plan defines the scope of work proposed for the 2018 - 2019 heating season and details the proposed sampling locations, sampling methodologies, standard operating procedures, sample analysis, and reporting requirements.

The scope of work detailed in this plan includes collection of SV samples from nested wells located inside and around the main building. The purpose of sampling the nested wells is to: 1) evaluate changes in volatile organic compound (VOC) concentrations in soil vapor at various depths; and 2) assess the lateral and vertical distribution of soil vapor contamination that may continue to exist beneath and outside the main building. The data will be used to assess the historic and current effectiveness of the Area 9 Soil Vapor Extraction (SVE) system and the OU1 SVE system.

SECTION 2
SITE DESCRIPTION AND SITE HISTORY

2.1 SITE DESCRIPTION

The Site location is shown on Figure 1. The former Unisys Facility occupies 90.5 acres that includes the main former_manufacturing building and attached office building and three smaller buildings including the former foundry converted to a fitness center (the LA Fitness building), Powerhouse, and the former maintenance garage (now the SSDS facility) located south of the main building. The main building houses several tenants that use the lease space for office areas, a small cafeteria, an outpatient hospital, distribution centers, and maintenance spaces. Although the majority of the former maintenance garage has been converted into the active SSDS process building, the remainder is leased for vehicle storage. The remaining portions of the property consist of paved areas (parking lots), transformer stations, and three storm water recharge basins. A general layout of the Site, including major tenants occupying the first floor of the main building is shown on Figure 2.

2.2 SITE HISTORY

The Site was an active manufacturing facility from its startup in 1941 until approximately 1998 when all manufacturing activities ceased. The facility was originally designed and built by the United States Government and was operated under a contract to Sperry Gyroscope Company from 1941 to 1951. In 1951, the property was sold to Sperry Gyroscope Company, which merged with Burroughs in 1986 to form the Unisys Corporation (Unisys). In 1995, Loral Corporation acquired assets of Unisys Defense Systems, a division of Unisys. In early 1996, Lockheed Martin purchased the electronics and systems integration businesses of Loral Corporation. Lockheed Martin then sold the property in early 2000 and the buildings were converted to commercial rental space. The current owners of the property are: WRD Marcus Avenue A, LLC c/o Waterstone Development, LLC and 1111 Marcus Avenue, Unit 2 Owner, LLC. The Site manager is now KeyPoint Partners.

In addition to the 90.5 acres that comprise the Site, the property also originally included an additional 3.5 acres where the Town of North Hempstead has its soccer fields (southeast corner)

and 55 acres immediately to the east of the present property on which a large manufacturing building was located. This building was demolished, and the property was sold to a developer in the 1970s, who constructed the present-day Triad Business Park. Property containing electrical substations, located south of the Site, was formerly owned by Unisys; however, the equipment was always owned and operated by the Long Island Power Authority (LIPA), formerly known as the Long Island Lighting Company. The LIPA leased the land from Unisys until 1992, when LIPA purchased the property from Unisys. The LIPA property is not part of the 90.5-acre Site.

2.3 REGULATORY BACKGROUND

In response to the New York State Department of Health's (NYSDOH's) final VI Guidance (NYSDOH, 2006, revised 2017), Lockheed Martin conducted an initial indoor air (IA) and sub-slab vapor investigation in 2007 (ARCADIS, 2008). In March 2008, a temporary SSDS (referred to as the eastern SSDS) consisting of two extraction points (now referred to as Extraction Point EP-E17 and EP-E18 in the site-wide SSDS) was installed as an interim measure to address trichloroethene (TCE) concentrations above the NYSDOH IA guidance levels and elevated levels of other VOCs in the sub-slab vapor. This temporary treatment system was in the former Allstate space located in the northeast corner of the main building. In November 2008, a second temporary SSDS (referred to as the central SSDS) consisting of two extraction points (now referred to as EP-O11 and EP-K11 in the site-wide SSDS) was installed in the south-central portion of the main building (currently Antech space). This temporary central treatment system addressed carbon tetrachloride concentrations above NYSDOH IA guidance levels and other elevated VOCs in the sub-slab vapor. Subsequent to these temporary SSDS installations, sub-slab vapor and IA sampling events conducted between 2009 and 2013 demonstrated that VOC concentrations in IA were reduced to below the NYSDOH indoor guidance levels, and concentrations of carbon tetrachloride, tetrachloroethene (PCE), and TCE in sub-slab vapor (SSV) were either decreasing or remained constant.

To mitigate potential pathways for sub-slab VOC migration into IA across the main building and the garage, Lockheed Martin prepared the *Vapor Mitigation Conceptual Design* (ARCADIS, 2010) to construct an SSDS across both building footprints. Subsequent to New York State Department of Environmental Conservation (NYSDEC) approval of the Vapor Mitigation Conceptual Design, the SSDS was constructed between August 2011 and June 2013. The

temporary central and eastern SSDSs were connected to the SSDS during construction, and the SSDS has been in continuous operation since September 2013. The design goal of the SSDS is to maintain a minimum of -0.004 inches of water column (in. WC) differential pressure between the sub-slab and the IA. The remediation target for Resource Conservation Recovery Act Area of Concern Number 9 (Area 9) has a differential pressure goal of at least negative 0.1 (-0.1) in. WC based upon the remedial goals for this area. The step tests conducted on selected SSDS extraction points and the annual nested well sampling results indicated that the SSDS extraction wells influence up to approximately 25 feet below ground surface (ft. bgs) (CDM Smith, 2014). Subsequent sampling events and operational data confirm the 25 ft. bgs influence.

2.4 PREVIOUS VAPOR INTRUSION SAMPLING

Lockheed Martin has performed multiple vapor sampling events in the main building between 2007 and 2018 since the publication of NYSDOH Final VI Guidance (NYSDOH, 2006). Results from vapor sampling events have been presented to NYSDEC and NYSDOH. A summary of these sampling events and vapor intrusion (VI) reports is presented below.

- March 2007: 19 SSV samples, 27 IA samples, and four ambient air samples were collected, and the results were presented in the *Vapor Intrusion Sampling Report and Sampling Work Plan* (ARCADIS, 2008).
- October 2007: Four SSV samples were collected and the results were included in the *Vapor Intrusion Sampling Report and Sampling Work Plan* (ARCADIS, 2008).
- December 2007: Twenty-five SSV samples, 33 IA samples, and four ambient air samples were collected and the results were included in the *Vapor Intrusion Sampling Report and Sampling Work Plan* (ARCADIS, 2008).
- January 2008: Thirteen IA samples were collected and the results were presented in the *Vapor Intrusion Sampling Report* (ARCADIS, 2009a).
- March 2008: Forty-two SSV samples and 13 IA samples were collected and the results were included in the *Vapor Intrusion Sampling Report* (ARCADIS, 2009a).
- September – November 2008: Fifty-two SSV samples and 24 IA samples were collected and the results were included in the *Vapor Intrusion Sampling Report* (ARCADIS, 2009a).

- January 2009: Forty-six SSV samples, 38 IA samples, six ambient air samples, and seven duplicate samples were collected.

- March 2009: Twenty-two SSV samples, 28 IA samples, six ambient air samples, and four duplicate samples were collected. The results from January and March 2009 were presented in the *Perched Water and Vapor Intrusion Source Investigation* (ARCADIS, 2009b).

- December 2009 – January 2010: Eighty-five SSV samples, 89 IA samples, 17 ambient air samples, and 18 duplicate samples were collected.

- March 2010: Twelve SSV, 18 IA samples, four ambient air samples, and three duplicate samples were collected. The results for the December 2009 to January 2010 and for the March 2010 events were presented in the *Vapor Intrusion Sampling Report* (ARCADIS, 2011a).

- March 2011: Sixty-eight SSV samples, 68 IA samples, eight ambient air samples, and 16 duplicate samples were collected, and the results were presented in the *Vapor Intrusion Sampling Report* (ARCADIS, 2011b).

- February – March 2012: Seventy-six SSV samples, 95 IA samples, 13 ambient air samples, and 18 duplicate samples were collected, and the results were summarized in *Vapor Intrusion Sampling Report* (ARCADIS, 2012).

- February – March 2013: Seventy-nine SSV samples, 98 IA samples, 20 ambient air samples, and 19 duplicate samples were collected, and the results were summarized in the *Vapor Intrusion Sampling Report* (ARCADIS, 2013). The site-wide SSDS began operation in September 2013.

- February – March 2014: Sixty-one SSV samples, 97 IA samples, 13 ambient air samples, and 18 duplicate samples were collected, and the results were presented in the *2014 Soil Vapor/Vapor Intrusion Report* (URS, 2014).

- February 11 - March 31, 2015: A total of 108 SV samples were collected from 19 nested wells located inside and outside of the main building and the results were presented in the *Soil Vapor Monitoring Report 2015* (URS, 2015).

- February 2 - February 28, 2016: A total of 108 SV samples were collected from 19 nested wells, located inside and outside of the main building and the results were presented in the *2016 Soil Vapor Monitoring Report* (Tetra Tech, 2016b).

- February 15th – March 7th, 2017: A total of 107 SV samples were collected from 19 nested wells, located inside and outside of the main building. Results were presented in the *2017 Soil Vapor/Vapor Intrusion Report* (Tetra Tech, 2017a).

- February 12 – March 28, 2018: A total of 109 SV samples were collected from 19 nested wells, located inside and outside of the main building. Results were presented in the *2018 Soil Vapor/Vapor Intrusion Report* (Tetra Tech, 2018).

SECTION 3
SAMPLING OBJECTIVES AND METHODOLOGIES

This work plan presents the details of the proposed SV sampling event in and around the main building. All sample locations and sampling methodologies are presented in the sections below.

3.1 SOIL VAPOR SAMPLING (MAIN BUILDING)

The primary intent of the 2019 SV sampling plan is to assess the lateral and vertical distribution of contaminants of concern (COCs) beneath and outside the existing buildings at the former Unisys Facility. The data will be used to assess the current effectiveness of the SVE systems and to substantiate recommendations for future optimization.

The SV sampling will entail sampling SV from 104 nested SV points (with 11 duplicate samples representing approximately 10 percent) at 16 locations both inside and outside the main building. The event will sample and analyze SV to assess the vertical and lateral distribution of COCs in SV under and surrounding the main building down to a depth of 84 feet (VP-106) at or just above the water table through the network of existing nested multi-level SV sampling points. The SV locations with their nested sampling depths are provided in Table 1. These sampling locations and depths are consistent with those sampled as part of the 2018 SV monitoring program (Tetra Tech 2018). The locations of the nested SV points are presented in Figure 2. SV sampling from nested SV points will be in accordance with Standard Operating Procedure (SOP) SSDS-28 "Lockheed Martin Corporation SOP for SSDS – Soil Vapor Sampling from Nested Well Sampling Ports" included in Appendix A**.** The sampling methods and will be consistent with previously used methods. The samples per nested wells are summarized in Table 1 and displayed on Figure 2.

3.2 SAMPLE COLLECTION

Samples will be collected in accordance with SOP SSDS-28, which is included in Appendix A of this Work Plan. All SV samples inside the building will be collected while the SSDS is operational, in batch-certified 6-liter stainless steel SUMMA canisters equipped with a flow controller. SV

samples will be collected over at least a four-hour period. The procedure for SV sample collection is detailed in SOP-28, included in Appendix A.

Additional specifications that will be met before, during, and after sample collection include the following:

- Canisters with initial vacuum less than 25 inches of mercury recorded at the time of sampling will be rejected.
- Samples will be drawn at the rate specified for the prescribed sampling duration.
- Sample collection will be complete when the remaining vacuum is less than 10 inches of mercury; a target of at least 6 inches of mercury will be used and the termination point for sample collection.
- Duplicates will be sampled concurrently through a split flow connector to ensure both canisters receive the same extracted vapor.

The canister and flow controller numbers will be recorded as will final helium concentrations (shroud and sampling train) from the leak test (if conducted). Also, temperature and pressure will be measured using a portable weather gauge accompanying the sampling crew at the beginning and end of the sampling event. Outdoor conditions will also be recorded. AMEC will generate site-specific field logs for each sample; an example of the Sample Collection Log is provided as in the SOPs included in Appendix A.

Information documented at the start and end of the sampling event includes canister pressures, date and time that sampling began and ended, and any observations pertinent to the sampling event. AMEC will have a dedicated photoionization detector (PID) during the sampling event, which will be calibrated daily to manufacturer's specifications. The PID will be periodically used to monitor IA conditions. The PID sampling locations will be photo-documented at the time of sampling and will include photos of the sampling train (including duplicate set-ups if required). SV samples will be collected using batch-certified 6-litre stainless steel Summa canisters equipped with 4-hour flow controls, in-line particulate filters, and vacuum gauges.

SECTION 4
LABORATORY ANALYSIS AND DATA VALIDATION

The sample canisters will be picked up by the laboratory for analysis at the end of the sampling day. Samples will be submitted to a New York State accredited laboratory for analysis using United States Environmental Protection Agency (USEPA) Method TO-15 (modified) and will include analyses for Freon 22 and Freon 115. A list of analytical parameters is provided in Table 2; this list is consistent with prior sampling events.

AMEC will maintain custody of the canisters during the sampling event. A chain of custody will be created following the completion of each sample. Sample results will be validated by AMEC for the quality assurance/quality control parameters in accordance with New York State Analytical Services Protocol Category B/USEPA Level IV data deliverables. The objective of this data validation is to identify any questionable or invalid laboratory measurements. The Data Usability Summary Report (DUSR) will be prepared using the applicable State and site-specific documents for this project. One DUSR will be prepared for each sample data package or group issued by the designated laboratory for the vapor intrusion sampling event. The sample validation will be completed within four weeks of receipt of sample results from the laboratory. Once validated, AMEC will submit the data to NYSDEC in an electronic data deliverable in the NYSDEC-required format.

SECTION 5
REPORTING

Following the completion of field work and the receipt of all validated analytical data, AMEC will generate updates to all sampling results tables, letters to the property owners and tenants and an Annual Monitoring Report.

5.1 UPDATED SAMPLING RESULTS TABLES

AMEC will update historical data tables from past sampling events with data from the 2019 event. The historical data are to include all nested SV data. Data will be integrated into a database and will include the results for the 2019 sampling event once the data has been validated. The database will be parsed to generate tables for the report that present the results of past and current sampling events for the main and northern office buildings. In addition, the data will be parsed by tenant space to generate tables to accompany owner and tenant letters as applicable. Similarly, site figures that were included in the previous Vapor Intrusion Report will be updated (Tetra Tech, 2018).

5.2 ANNUAL MONITORING REPORT

The Annual Monitoring Report will present and discuss the results of the 2018-2019 SV sampling event. Results of the nested SV sampling will be compared with previous sampling events. (NYSDOH, 2007, 2017).

A detailed description of the sampling event will be provided within separate sections of the report. Each section will summarize the requirements of the approved SV Monitoring Work Plan and discuss the activities conducted during the sampling event. The section will highlight the sampling activities, field observations, SVE operations, and any other information pertinent to establishing the multiple lines of evidence (MLE) necessary to interpreting the results.

A description of the sampling location and its environs including the condition of the sampling port and any pertinent observations from the leak test (if conducted for that location) can help identify any issues that may affect the result. A field log will be prepared to provide a detailed

record of the parameters of importance from the sampling event, and observations will be summarized and included in the report if there are any significant issues. The canister and flow controller numbers will be recorded. Also noted will be temperature and pressure readings measured by a portable weather gauge at the beginning and end of the sampling event.

5.3 DATA PRESENTATION

Once all the sampling data have been received and validated, site figures will be generated that show all the nested SV sampling locations and their results. Along with the current sampling data, historical SV data will be included in the report and presented in the accompanying figures. For simplicity, the results presented in the figures will be limited to TCE and PCE, which are the primary COCs; the tables will include all parameters listed in Table 2. The details of the database have been discussed above and these will be used to generate the figures and tables for the report. Tables in the report will present the nested SV sampling results from previous and current sampling events, and will also be plotted in plan-view on a map.

SECTION 6
DATA ANALYSIS AND RECOMMENDATIONS

A comparative analysis of the results of the 2019 sampling events and data from past sampling events will be conducted and included in an annual report to NYSDEC and NYSDOH. The intent is to assess changes in the lateral and vertical distribution of COCs beneath and outside the existing buildings at the former Unisys Facility. The data will be used to assess the effectiveness of the SVE systems and to provide data and analyses to substantiate recommendations for future optimization.

All available data will be analyzed to perform the following:

1. Present both lateral and vertical extent of the primary COC concentrations under and adjacent to the former Unisys Facility. The extents will be compared with historical data to evaluate potential changes.
2. Assess temporal trends for the primary COCs by sampling location, along with the historical data. This assessment may include the use of statistical analysis, assuming that there are sufficient data to be statistically relevant.

In addition to the presentation of data, an assessment of trends (if the sample sizes are viable) will be conducted using available data from all past sampling events to better understand changes.

SECTION 7
REFERENCES

ARCADIS, 2008. Vapor Intrusion Sampling Report and Sampling Work Plan, Former Unisys Corporation Site, Great Neck, New York. December.

ARCADIS, 2009a. Vapor Intrusion Sampling Report, Former Unisys Corporation Site, Great Neck, New York. August.

ARCADIS, 2009b. Perched Water and Vapor Intrusion Source Investigation, Former Unisys Corporation Site, Great Neck, New York. November.

ARCADIS, 2010. Vapor Mitigation Conceptual Design, Former Unisys Corporation Site, Great Neck, New York. August.

ARCADIS, 2011a. Vapor Intrusion Sampling Report, Former Unisys Corporation Site, Great Neck, New York. May.

ARCADIS, 2011b. Vapor Intrusion Sampling Report, Former Unisys Corporation Site, Great Neck, New York. June.

ARCADIS, 2012. Vapor Intrusion Sampling Report, Former Unisys Corporation Site, Great Neck, New York. September.

ARCADIS, 2013. Vapor Intrusion Sampling Report, Former Unisys Corporation Site, Great Neck, New York. July.

CDM Smith, 2014. Vadose Zone Model Documentation Report, Former Unisys Corporation Site, Great Neck, New York. May.

New York State Department of Environmental Conservation (NYSDEC), 2010. DER-10, Technical Guidance for Site Investigation and Remediation, Division of Environmental Remediation. May.

New York State Department of Health (NYSDOH), 2006. Final Guidance for Evaluating Soil Vapor Intrusion in the State of New York. October.

New York State Department of Health (NYSDOH), 2017. Updates to Soil Vapor/Indoor Air Decision Matrices. May.

Tetra Tech, 2018. Sub-Slab Depressurization System Operation, Maintenance and Monitoring Manual. September 2018.

Tetra Tech, 2016b. 2016 Soil Vapor Monitoring Report, Former Unisys Facility, Lake Success, New York. July.

Tetra Tech, 2017a. 2017 Soil Vapor/Vapor Intrusion Report, Former Unisys Facility, Lake Success, New York. August.

Tetra Tech, 2018. 2018 Soil Vapor/Vapor Intrusion Report, Former Unisys Facility, Lake Success, New York. January

URS Corporation, 2014. Soil Vapor/Vapor Intrusion Report, Former Unisys Facility, Lake Success, New York. August.

URS Corporation, 2015. Soil Vapor Monitoring Report 2015, Former Unisys Facility, Lake Success, New York. July.

FIGURES

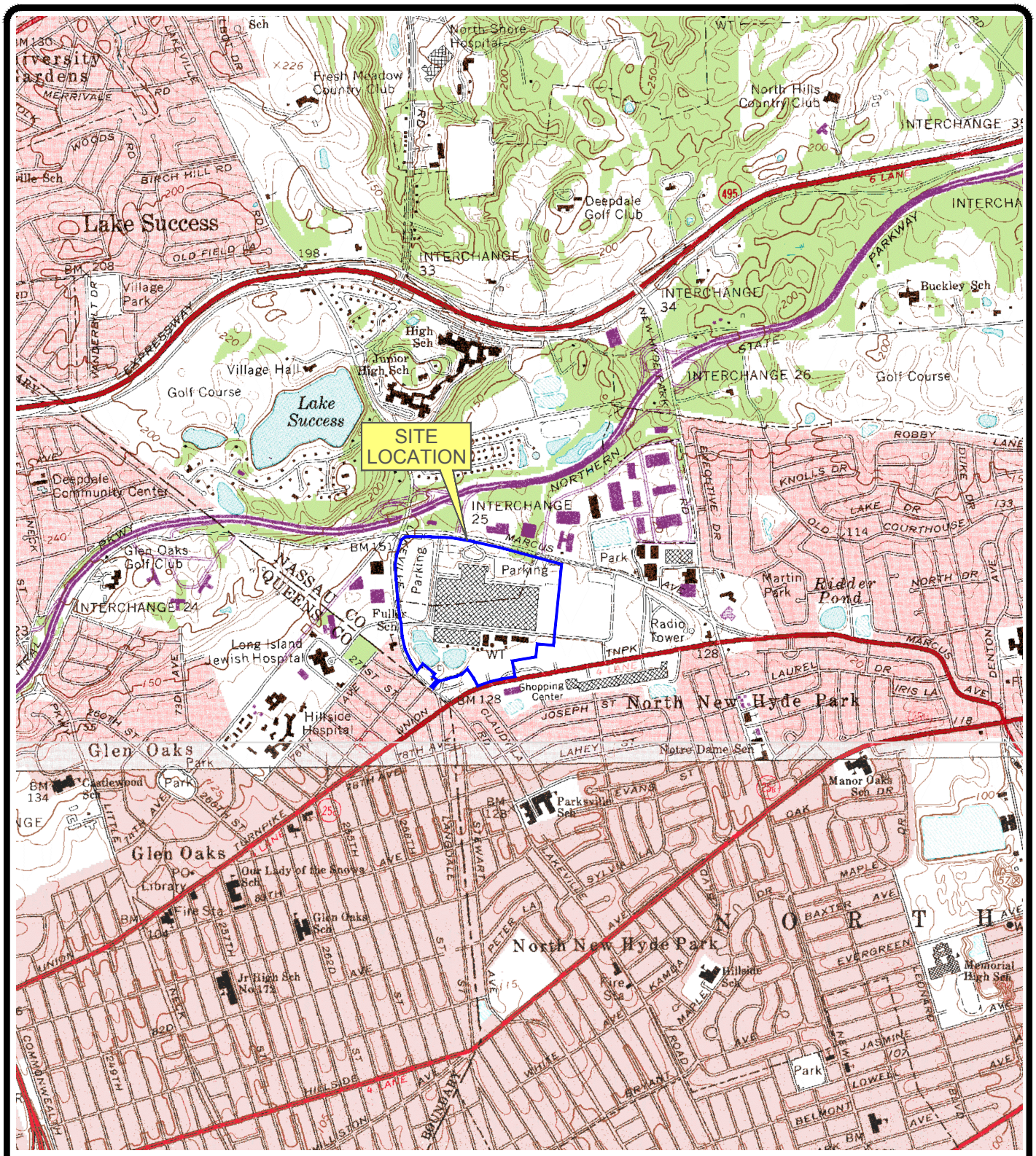

SOURCES: U.S.G.S TOPOGRAPHIC SERIES (NY)
SEA CLIFF, DATED 1968, PHOTOREVISED 1979
HORIZONTAL DATUM: NAD1927, VERTICAL DATUM: NGVD1929
LATITUDE: 040° 45' 22.07"N, LONGITUDE: 073° 41' 53.55"W

0 2000 4000
SCALE IN FEET

PROJECT:	Lockheed Martin Corporation Former Unisys Facility
LOCATION:	Lake Success, New York
TITLE:	SITE LOCATION MAP

amec

APPROVED	EW	FIGURE
DRAFTED	BH	1
PROJECT#	3617187442	
DATE	9-28-18	

P:\ACAD\0507-642-LOCK\0507642020A.DWG

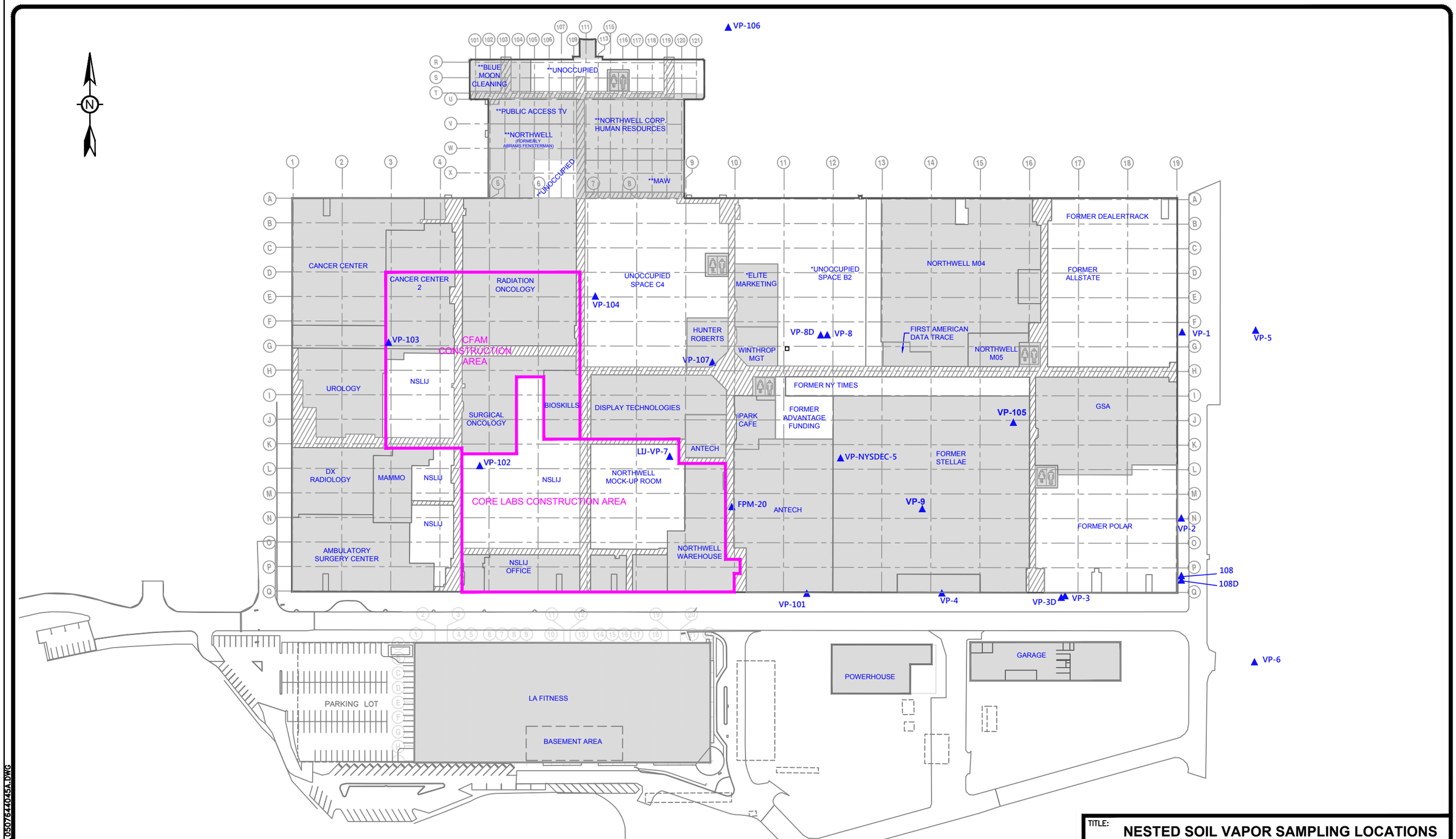

LEGEND

▲ VP-107
▲ FPM-20

NESTED WELL SAMPLE LOCATIONS

NOTES:

1. OCCUPIED TENANT AREAS ARE SHOWN IN GRAY.
2. *MSW-ARS IS LOCATED ON THE MEZZANINE LEVEL OF THE MAIN BUILDING, ABOVE ELITE MARKETING AND UNOCCUPIED B2.
3. **HAINE CELESTIAL OCCUPIES THE SECOND FLOOR OF THE NORTHERN OFFICE BUILDING.

TITLE: **NESTED SOIL VAPOR SAMPLING LOCATIONS MAIN BUILDING**

LOCATION: **Former Unisys Facility Lake Success, New York**

amec

APPROVED	EW	FIGURE
DRAFTED	BH	2
PROJECT#	3617187442	
DATE	9–28–18	

P:\ACAD\0507-644-LOCK\0507644045A.DWG

TABLES

TABLE 1
Summary of Soil Vapor Samples from Existing Nested Wells
Former Unisys Facility, Lake Sucess, New York

Tenant[1]	Location	Nested Well	Sample Depths (Feet)	Proposed for 2018-2019 Sampling Event
Northwell Core Labs (Saturday)	Interior	VP-102	4.5	YES
			8.5	YES
			19.5	YES
			51.5	YES
			57.5	YES
			61.5	YES
			73.5	YES
Northwell Cancer Center 2 [Hallway] (Friday)	Interior	VP-103	5	YES
			10	YES
			20	YES
			30	YES
			40	YES
			50	YES
			61.5	YES
			74.5	YES
Unoccupied Space C4 (Friday)	Interior	VP-104	5	YES
			10	YES
			19	YES
			30	YES
			40	YES
			50	YES
			62	YES
			73	YES
Former Dealertrack [Hunter Roberts] (Friday)	Interior	VP-107	5	YES
			13	YES
			20	YES
			33.5	YES + Duplicate
			44	YES + Duplicate
			60	YES
			74	YES
Northwell Core Labs (Saturday)	Interior	LIJ-VP-7	5	YES
			10	YES
			20	YES
			30	YES + Duplicate
			40	YES
			50	YES
Hallway adjacent to Antech Thursday)	Interior	FPM-20	5	YES
			9.4	YES
Unoccupied Space B2 (Friday)	Interior	VP-8	5	YES
			10	YES
			20	YES
Unoccupied Space B2 (Friday)	Interior	VP-8D	53.5	YES + Duplicate
			62.5	YES + Duplicate
			72.5	YES
Former Stellae [M21] (Wednesday)	Interior	VP-NYSDEC-5	5	YES
			10	YES
			20	YES
			30	YES
			40	YES + Duplicate
			50	YES
Former Stellae [M21] (Wednesday)	Interior	VP-9	10	YES
			20	YES
			30	YES + Duplicate
			40	YES + Duplicate
			50	YES
			60	YES
Former Stellae [M21] (Wednesday)	Interior	VP-105	5	YES
			10	YES
			20	YES
			32	YES
			50	YES + Duplicate
			60	YES + Duplicate
			72	YES

TABLE 1

Summary of Soil Vapor Samples from Existing Nested Wells

Former Unisys Facility, Lake Sucess, New York

Tenant[1]	Location	Nested Well	Sample Depths (Feet)	Proposed for 2018-2019 Sampling Event
Outside - East of Main Bldg.	Exterior	VP-1	5	YES
			10	YES
			20	YES
			30	YES
Outside - East of Main Bldg.	Exterior	VP-2	5	YES
			10	YES
			20	YES
			30	YES
Outside - South of Main Bldg.	Exterior	VP-3	5	YES
			10	YES
			20	YES
			30	YES
Outside - South of Main Bldg.	Exterior	VP-3D	40	YES
			51	YES
			61	YES
			73	YES
Outside - South of Main Bldg.	Exterior	VP-4	5	YES
			10	YES
			20	YES
			30	YES
Outside - East of Main Bldg.	Exterior	VP-5	5	YES
			10	YES
			20	YES
			30	YES
Outside - Southeast of Main Bldg.	Exterior	VP-6	5	NO
			10	NO
			20	NO
			30	NO
Outside - South of Main Bldg.	Exterior	VP-101	5	YES
			15	YES
			27	YES
Outside - North of Main Bldg.	Exterior	VP-106	5	YES
			11	YES
			19.5	YES
			28	YES
			56	YES
			72	YES
			84	YES
Outside - East of Main Bldg.	Exterior	VP-108	5	YES
			10	YES
			20	YES
			29.5	YES + Duplicate
		VP-108D	50.5	YES
			60	YES
			70	YES
			SAMPLING LOCATIONS	**104**
			NUMBER OF DUPLICATES	**11**
			TOTAL SAMPLES	**115**

NOTE

1 Tenants identified from 2017 Vapor Intrusion Report and current interaction with site management.

2 Per sampling plan, 11 duplicates are planned to be collected.

TABLE 2

Summary of Soil Vapor Chemicals of Concern to be Analyzed by Modified USEPA TO-15 Methods

Former Unisys Facility, Lake Sucess, New York

CAS	Compound
71-55-6	1,1,1-Trichloroethane**
79-34-5	1,1,2,2-Tetrachloroethane
79-00-5	1,1,2-Trichloroethane
75-34-3	1,1-Dichloroethane
75-35-4	1,1-Dichloroethene*
75-37-6	1,1-Difluoroethane
120-82-1	1,2,4-Trichlorobenzene
95-63-6	1,2,4-Trimethylbenzene
96-12-8	1,2-Dibromo-3-chloropropane
106-93-4	1,2-Dibromoethane
76-14-2	1,2-Dichloro-1,1,2,2-tetrafluoroethane (Freon 114)
95-50-1	1,2-Dichlorobenzene
107-06-2	1,2-Dichloroethane
540-59-0	1,2-Dichloroethene, Total
78-87-5	1,2-Dichloropropane
108-67-8	1,3,5-Trimethylbenzene
106-99-0	1,3-Butadiene
541-73-1	1,3-Dichlorobenzene
106-46-7	1,4-Dichlorobenzene
123-91-1	1,4-Dioxane
306-83-2	2,2-Dichloro-1,1,1-trifluoroethane (Freon 123)
78-93-3	2-Butanone (MEK)
591-78-6	2-Hexanone
67-63-0	2-Propanol (Isoproppyl Alcohol)
107-05-1	3-Chloro-1-propene (Allyl Chloride)
622-96-8	4-Ethyltoluene
108-10-1	4-Methyl-2-pentanone
67-64-1	Acetone
71-43-2	Benzene
75-27-4	Bromodichloromethane
75-25-2	Bromoform
74-83-9	Bromomethane
75-15-0	Carbon Disulfide
56-23-5	Carbon Tetrachloride*
108-90-7	Chlorobenzene
75-45-6	Chlorodifluoromethane (Freon 22)
75-00-3	Chloroethane
67-66-3	Chloroform
74-87-3	Chloromethane
76-15-3	Chloropentafluoroethane
156-59-2	cis-1,2-Dichloroethene*
10061-01-5	cis-1,3-Dichloropropene

TABLE 2

Summary of Soil Vapor Chemicals of Concern to be Analyzed by Modified USEPA TO-15 Methods
Former Unisys Facility, Lake Sucess, New York

CAS	Compound
98-82-8	Cumene
110-82-7	Cyclohexane
124-48-1	Dibromochloromethane
75-71-8	Dichlorodifluoromethane (Freon 120
100-41-4	Ethylbenzene
87-68-3	Hexachlorobutadiene
179601-23-	m,p-Xylenes
79-20-9	Methyl Acetate
1634-04-4	Methyl tert-Butyl Ether
108-87-2	Methylcyclohexane
75-09-2	Methylene Chloride**
110-54-3	n-Hexane
95-47-6	o-Xylene
100-42-5	Styrene
127-18-4	Tetrachloroethene**
108-88-3	Toluene
156-60-5	trans-1,2-Dichloroethene
10061-02-6	trans-1,3-Dichloropropene
79-01-6	Trichloroethene*
75-69-4	Trichlorofluoromethane
76-13-1	Trichlorotrifluoroethane (Freon 113)
75-01-4	Vinyl Chloride***
Additional Compound	
76-15-3	Chloropentafluoroethane (Freon 115)

Legends:

$\mu g/m^3$:	micrograms per cubic meter
*:	Compounds listed in soil vapor/indoor air matrix A; minimum reporting limit will be 0.20 µg/m3 for indoor air and 1 µg/m3 for sub-slab soil vapor
**:	Compounds listed in soil vapor/indoor air matrix B; minimum reporting limit will be 1 µg/m3 for indoor air and 1 µg/m3 for sub-slab soil vapor
***:	Compounds listed in soil vapor/indoor air matrix C; minimum reporting limit will be 0.20 µg/m3 for indoor air and 1 µg/m3 for sub-slab soil vapor

Appendix A---Lockheed Martin Corporation Standard Operating Procedures

SOP SSDS-28 – Soil Vapor Sampling

Lockheed Martin Corporation
SOP SSDS-28 – Soil Vapor Sampling from Nested Well

SOP Owner:	AMEC E&E, PC
SOP No.:	SSDS-28
Revision Date:	10/06/18
Revision By:	ATH
Approved By:	EW

Description

Procedure for collecting soil vapor samples from nested wells.

Abbreviations

SSDS	Sub-Slab Depressurization System
SOP	Standard Operating Procedure
HASP	Health and Safety Plan
PPE	Personal Protective Equipment
PID	Photoionization Detector
VOC	Volatile Organic Compound
COC	Chain of Custody
SS	Sub-Slab
NYSDOH	New York State Department of Health

Required Tools/Equipment

- Level D PPE
- Summa Canisters
- Flexible Tubing (1/4-inch)
- Stainless Steel "T" Fitting
- Portable Vacuum Pump (100 to 200 mL/min)
- Tracer Gas (Helium)
- Adjustable Wrench
- Portable Weather Meter
- Chain of Custody Forms/Sample Collection Log

NOTE: ACCESS TO BUILDING TENANT SPACES MUST BE COORDINATED WITH THE BUILDING MANAGEMENT VIA THE 30-DAY LOOKAHEAD PRIOR TO COMPLETING THE PRESSURE MONITORING.

Soil Vapor Sampling

1. SV samples are collected from nested points within building footprint and in the immediate vicinity of the building to determine the distribution of VOCs on an annual basis.

2. The locations SV samples to be collected are presented in Table 1 and Figure 1.

3. The SV samples will be collected in 6-liter batch certified, passivated stainless Summa canisters. The samples will be collected through 4-hour flow controllers with in-line particulate filters and vacuum gauges.

4. All Summa canisters shall have an initial vacuum of 29 inches of mercury prior to sample collection.

5. Sampling shall be complete when the canister vacuum is less than 10 inches of mercury and no canister shall be shipped to the laboratory unless it has a vacuum of at least 6 inches of mercury.

6. Sampling personnel should not handle hazardous substances (such as gasoline), permanent marking pens, wear/apply fragrances, or smoke cigarettes before and/or during the sampling event.

Initiation of Sample Collection

1. Record the following information on the sample log, if appropriate (contact the local airport or other suitable information source [e.g., site-specific measurements using the portable weather meter to obtain the information): wind speed and direction, ambient temperature, barometric pressure and relative humidity.

2. Connect "T" fitting and needle valve to allow for isolation of purge pump.

3. Remove the brass plug from the Summa canister and connect the flow controller with in-line particulate filter and vacuum gauge to the Summa canister. Do not open the valve on the Summa canister. Record on the sample log and COC form the flow controller number with the appropriate Summa canister number.

    a. Perform a leak-down test by replacing the nut which secures sample tubing with the cap from the canister. This will create a closed system. Open the canister valve and quickly close it; the vacuum should increase approaching 30" Hg. If there are no leaks in the system this vacuum should be held. If vacuum holds proceed with sample collection; if not attempt to rectify the situation by tightening fittings.

4. Connect the Teflon sample collection tubing to the flow controller. Leave the Summa canister valve closed at this point.

5. Connect a portable vacuum pump to the purge leg of sample tubing. Purge 3 volumes of air from the vapor probe and sampling line using a portable pump [purge volume = 1.5 Pi r2h] at a rate of approximately 100 mL/min. Excessive vacuums should be avoided.

6. If low-flow conditions are encountered (when air flow rate is less than 10 mL/min or when vacuum is greater than 10" mercury), notify the RTO representative to discuss the option of installing a new vapor point.

7. If necessary, check the seal established around the soil vapor probe by using a tracer gas (e.g., helium) or other method established in the state guidance documents. [Refer to the Administering Helium Tracer Gas SOP, adapted from NYSDOH 2006].

8. At completion of purge, close the needle valve to isolate sample canister.

9. Open the Summa canister valves. Record on the sample log the time sampling began and the canister pressure. If the initial vacuum pressure registers less than -25 inches of Hg or greater, then the Summa canister is not appropriate for use and another canister should be used.

10. Take photographs of the Summa canister and surrounding area, as appropriate.

11. Check the Summa canister approximately half way through the sample duration and note progress on sample logs.

12. Steps 2-11 should be repeated for each of the nested soil vapor points; samples can be collected concurrently.

Termination of Sample Collection

1. Arrive at the Summa canister location at least 30 minutes prior to the end of the sampling interval.

2. Stop collecting the sample when the canister vacuum reaches approximately 6 inches of Hg (leaving some vacuum in the canister provides a way to verify if the canister leaks before it reaches the laboratory) or when the desired sample time has elapsed, whichever occurs first.

3. Record the final vacuum reading. Stop collecting the sample by closing the Summa® canister valve. Record the date and local time (24-hour basis) of valve closing in the field notebook, sample collection log, and COC form. Additionally, record the parameters outlined in step 1 of the Initial Sample Collection Section.

4. Close the valve on the sampling port tubing and secure the well cover (if applicable).

5. Once all nested samples have been collected, properly re-install and secure the well cover.

6. Remove the particulate filter and flow controller from the Summa canister, re-install brass plug on canister fitting, and tighten with wrench.

7. Package the canister and flow controller in the shipping container supplied by the laboratory for return shipment to the laboratory. The Summa® canister does not require preservation with ice or refrigeration during shipment.

8. Complete the appropriate forms and sample labels as directed by the laboratory (e.g., affix card with string).

9. Complete COC form and place requisite copies in shipping container. Close shipping container and affix custody seal to container closure. Ship to laboratory via overnight carrier (e.g., Federal Express) for analysis.

Safety Considerations

- This system removes contaminated soil vapor and, once treated, discharges treated vapor to the atmosphere.
- Follow all associated procedures as outlined in the Health and Safety Plan.

Associated SOPs

- SOP SSDS-27 – Helium Tracer Gas Leak
- SOP SSDS-29 – Sub-Slab Vapor Sampling from Extraction Well

		Soil Vapor Sample Collection Log	
		Sample ID:	
Client:		Sampling Depth:	
Project:		Time and Date of Installation:	
Location:		Miscellaneous Equipment:	
Project #:		Moisture Content:	
Samplers:			

Instrument Readings

Date	Time	Canister Vacuum (a) (inches of Hg)	Temperature (°F)	Relative Humidity (%)	Air Speed (mph)	Barometric Pressure (inches of Hg)	PID (ppb)

(a) Record canister information at a minimum at the beginning and end of sampling

Summa Canister Information:

Size (circle one):	1 L 6 L
Canister ID:	
Flow Controller ID:	
Notes:	

Leak Test Information (if applicable):

General Observations/Notes:

APPENDIX B
NESTED WELL SOIL VAPOR ANALYTICAL LABORATORY REPORTS AND DATA VALIDATION FORMS

DATA USABILITY SUMMARY REPORT
SVI MONITORING – FEBRUARY 2019
LOCKHEED MARTIN CORPORATION
FORMER UNISYS FACILITY -- GREAT NECK
LAKE SUCCESS, NEW YORK

1.0 INTRODUCTION

Vapor samples were collected at the Lockheed Martin Corporation Former Unisys Facility -- Great Neck Site in February 2019 and submitted to ALS Environmental located in Simi Valley, California (ALS) for analysis. Samples were analyzed by the following method:

- Volatile Organic Compounds (VOCs) by USEPA Method TO-15

A Data Usability Summary Report (DUSR) review was completed based on the New York State Department of Environmental Conservation (NYSDEC) Division of Environmental Remediation guidance (NYSDEC, 2010). Sample event information included in this DUSR is presented in the following Tables:

- Table 1 – Summary of Samples and Analytical Method
- Table 2 – Summary of Analytical Results

Laboratory deliverables included:

- Category B deliverables as defined in the NYSDEC Analytical Services Protocols (NYSDEC, 2005).

The DUSR review included the following evaluations as applicable. A table of the project control limits is presented in Attachment A. Applicable laboratory QC summary forms are included in Attachment B to document QC outliers associated with qualification actions.

- Lab Report Narrative Review
- Data Package Completeness and COC records (Table 1 verification)
- Sample Preservation and Holding Times
- Instrument Calibration (report narrative/lab-qualifier evaluation)
- QC Blanks
- Laboratory Control Samples (LCS)
- Surrogate Spikes (if applicable)
- Field Duplicates
- Target Analyte Identification and Quantitation
- Raw Data (chromatograms), Calculation Checks and Transcription Verifications
- Reporting Limits
- Electronic Data Qualification and Verification

Data qualification actions are applied when necessary based on general procedures in USEPA validation guidelines (USEPA, 2006) and the judgment of the project chemist. The following laboratory qualifiers are used in the final data presentation:

U = target analyte is not detected above the reported detection limit
J = concentration is estimated

Results are interpreted to be usable as reported by the laboratory.

2.0 POTENTIAL DATA LIMITATIONS

Based on the DUSR review the data meet the data quality objectives. The results of all associated quality control measurements were within control limits or had no impact on reported sample results. Results are interpreted to be usable as reported by the laboratory.

3.0 ADDITIONAL QC EXCEEDANCES AND OBSERVATIONS

A field duplicate was performed on sample VP-8D-62.5. The field duplicate, VP-8D-200, reported a detection of vinyl chloride above the reporting limit while sample VP-8D-62.5 reported vinyl chloride as not detected. Review of the results indicated that the reporting limit was elevated in sample VP-8D-62.5 due to the analysis volume. Based on professional judgment, no qualifications were made.

There were no other additional observations or quality control exceedances not specifically addressed above (Section 2.0).

Reference:

New York State Department of Environmental Conservation (NYSDEC), 2005. "Analytical Services Protocols"; June 2005.

NYSDEC, 2010. "Technical Guidance for Site Investigation and Remediation-Appendix 2B"; DER-10; Division of Environmental Remediation; May 2010.

USEPA Region 2, 2006. “Validating Volatile Organic Analysis of Ambient Air in Canister by Method TO-15”; SOP # HW-31, Revision 4, Hazardous Waste Support Branch; October 2006.

Data Validator: Bradley B. LaForest, NRCC-EAC March 12, 2019

Data Validator: Julie Ricardi March 15, 2019

TABLE 1
DATA USABILITY SUMMARY REPORT
SVI MONITORING – FEBRUARY 2019
LOCKHEED MARTIN CORPORATION
FORMER UNISYS FACILITY -- GREAT NECK
LAKE SUCCESS, NEW YORK

						Method Class	VOCs
						Analysis Method	TO-15
						Fraction	Total
SDG	**Location**	**Field Sample ID**	**Sample Date**	**Media**	**Lab Sample ID**	**QC Code**	Count
P1900838	VP-1-10	VP-1-10	2/14/2019	SV	P1900838-029	FS	64
P1900838	VP-1-20	VP-1-20	2/14/2019	SV	P1900838-030	FS	64
P1900838	VP-1-30	VP-1-30	2/14/2019	SV	P1900838-031	FS	64
P1900838	VP-105-10	VP-105-10	2/13/2019	SV	P1900838-017	FS	64
P1900838	VP-105-20	VP-105-20	2/13/2019	SV	P1900838-018	FS	64
P1900838	VP-105-5	VP-105-5	2/13/2019	SV	P1900838-016	FS	64
P1900838	VP-105-50	VP-105-100	2/13/2019	SV	P1900838-022	FD	64
P1900838	VP-105-50	VP-105-50	2/13/2019	SV	P1900838-019	FS	64
P1900838	VP-105-60	VP-105-200	2/13/2019	SV	P1900838-023	FD	64
P1900838	VP-105-60	VP-105-60	2/13/2019	SV	P1900838-020	FS	64
P1900838	VP-105-72	VP-105-72	2/13/2019	SV	P1900838-021	FS	64
P1900838	VP-106-11	VP-106-11	2/14/2019	SV	P1900838-024	FS	64
P1900838	VP-106-19.5	VP-106-19.5	2/14/2019	SV	P1900838-025	FS	64
P1900838	VP-106-5	VP-106-5	2/14/2019	SV	P1900838-028	FS	64
P1900838	VP-106-72	VP-106-72	2/14/2019	SV	P1900838-026	FS	64
P1900838	VP-106-84	VP-106-84	2/14/2019	SV	P1900838-027	FS	64
P1900838	VP-2-10	VP-2-10	2/14/2019	SV	P1900838-035	FS	64
P1900838	VP-2-20	VP-2-20	2/14/2019	SV	P1900838-036	FS	64
P1900838	VP-2-30	VP-2-30	2/14/2019	SV	P1900838-037	FS	64
P1900838	VP-5-10	VP-5-10	2/14/2019	SV	P1900838-032	FS	64
P1900838	VP-5-20	VP-5-20	2/14/2019	SV	P1900838-033	FS	64
P1900838	VP-5-30	VP-5-30	2/14/2019	SV	P1900838-034	FS	64
P1900838	VP-9-10	VP-9-10	2/13/2019	SV	P1900838-008	FS	64
P1900838	VP-9-20	VP-9-20	2/13/2019	SV	P1900838-009	FS	64
P1900838	VP-9-30	VP-9-100	2/13/2019	SV	P1900838-014	FD	64
P1900838	VP-9-30	VP-9-30	2/13/2019	SV	P1900838-010	FS	64
P1900838	VP-9-40	VP-9-200	2/13/2019	SV	P1900838-015	FD	64
P1900838	VP-9-40	VP-9-40	2/13/2019	SV	P1900838-011	FS	64
P1900838	VP-9-50	VP-9-50	2/13/2019	SV	P1900838-012	FS	64
P1900838	VP-9-60	VP-9-60	2/13/2019	SV	P1900838-013	FS	64
P1900838	VP-NYSDEC-5-10	VP-NYSDEC-5-10	2/13/2019	SV	P1900838-002	FS	64
P1900838	VP-NYSDEC-5-20	VP-NYSDEC-5-20	2/13/2019	SV	P1900838-003	FS	64
P1900838	VP-NYSDEC-5-30	VP-NYSDEC-5-30	2/13/2019	SV	P1900838-004	FS	64
P1900838	VP-NYSDEC-5-40	VP-NYSDEC-5-100	2/13/2019	SV	P1900838-007	FD	64
P1900838	VP-NYSDEC-5-40	VP-NYSDEC-5-40	2/13/2019	SV	P1900838-005	FS	64
P1900838	VP-NYSDEC-5-5	VP-NYSDEC-5-5	2/13/2019	SV	P1900838-001	FS	64
P1900838	VP-NYSDEC-5-50	VP-NYSDEC-5-50	2/13/2019	SV	P1900838-006	FS	64
P1900856	FPM-20-5	FPM-20-5	2/16/2019	SV	P1900856-052	FS	64
P1900856	FPM-20-9.4	FPM-20-9.4	2/16/2019	SV	P1900856-053	FS	64
P1900856	VP-102-19.5	VP-102-19.5	2/16/2019	SV	P1900856-047	FS	64
P1900856	VP-102-4.5	VP-102-4.5	2/16/2019	SV	P1900856-045	FS	64

TABLE 1
DATA USABILITY SUMMARY REPORT
SVI MONITORING – FEBRUARY 2019
LOCKHEED MARTIN CORPORATION
FORMER UNISYS FACILITY -- GREAT NECK
LAKE SUCCESS, NEW YORK

						Method Class	VOCs
						Analysis Method	TO-15
						Fraction	Total
SDG	**Location**	**Field Sample ID**	**Sample Date**	**Media**	**Lab Sample ID**	**QC Code**	Count
P1900856	VP-102-51.5	VP-102-51.5	2/16/2019	SV	P1900856-048	FS	64
P1900856	VP-102-57.5	VP-102-57.5	2/16/2019	SV	P1900856-049	FS	64
P1900856	VP-102-61.5	VP-102-61.5	2/16/2019	SV	P1900856-050	FS	64
P1900856	VP-102-73.5	VP-102-73.5	2/16/2019	SV	P1900856-051	FS	64
P1900856	VP-102-8.5	VP-102-8.5	2/16/2019	SV	P1900856-046	FS	64
P1900856	VP-103-10	VP-103-10	2/16/2019	SV	P1900856-031	FS	64
P1900856	VP-103-20	VP-103-20	2/16/2019	SV	P1900856-032	FS	64
P1900856	VP-103-30	VP-103-30	2/16/2019	SV	P1900856-033	FS	64
P1900856	VP-103-40	VP-103-40	2/16/2019	SV	P1900856-034	FS	64
P1900856	VP-103-5	VP-103-5	2/16/2019	SV	P1900856-030	FS	64
P1900856	VP-103-50	VP-103-50	2/16/2019	SV	P1900856-035	FS	64
P1900856	VP-103-61.5	VP-103-61.5	2/16/2019	SV	P1900856-036	FS	64
P1900856	VP-103-74.5	VP-103-74.5	2/16/2019	SV	P1900856-037	FS	64
P1900856	VP-104-10	VP-104-10	2/15/2019	SV	P1900856-019	FS	64
P1900856	VP-104-19	VP-104-19	2/15/2019	SV	P1900856-020	FS	64
P1900856	VP-104-30	VP-104-30	2/15/2019	SV	P1900856-021	FS	64
P1900856	VP-104-40	VP-104-40	2/15/2019	SV	P1900856-022	FS	64
P1900856	VP-104-5	VP-104-5	2/15/2019	SV	P1900856-018	FS	64
P1900856	VP-104-50	VP-104-50	2/15/2019	SV	P1900856-023	FS	64
P1900856	VP-104-62	VP-104-62	2/15/2019	SV	P1900856-024	FS	64
P1900856	VP-104-73	VP-104-73	2/15/2019	SV	P1900856-025	FS	64
P1900856	VP-107-13	VP-107-13	2/15/2019	SV	P1900856-010	FS	64
P1900856	VP-107-20	VP-107-20	2/15/2019	SV	P1900856-011	FS	64
P1900856	VP-107-33.5	VP-107-100	2/15/2019	SV	P1900856-016	FD	64
P1900856	VP-107-33.5	VP-107-33.5	2/15/2019	SV	P1900856-012	FS	64
P1900856	VP-107-44	VP-107-200	2/15/2019	SV	P1900856-017	FD	64
P1900856	VP-107-44	VP-107-44	2/15/2019	SV	P1900856-013	FS	64
P1900856	VP-107-5	VP-107-5	2/15/2019	SV	P1900856-009	FS	64
P1900856	VP-107-60	VP-107-60	2/15/2019	SV	P1900856-014	FS	64
P1900856	VP-107-74	VP-107-74	2/15/2019	SV	P1900856-015	FS	64
P1900856	VP-4-10	VP-4-10	2/16/2019	SV	P1900856-027	FS	64
P1900856	VP-4-20	VP-4-20	2/16/2019	SV	P1900856-028	FS	64
P1900856	VP-4-30	VP-4-30	2/16/2019	SV	P1900856-029	FS	64
P1900856	VP-4-5	VP-4-5	2/16/2019	SV	P1900856-026	FS	64
P1900856	VP-7-10	LIJ-VP-7-10	2/16/2019	SV	P1900856-040	FS	64
P1900856	VP-7-20	LIJ-VP-7-20	2/16/2019	SV	P1900856-041	FS	64
P1900856	VP-7-30	LIJ-VP-7-100	2/16/2019	SV	P1900856-043	FD	64
P1900856	VP-7-30	LIJ-VP-7-30	2/16/2019	SV	P1900856-042	FS	64
P1900856	VP-7-40	LIJ-VP-7-40	2/16/2019	SV	P1900856-044	FS	64
P1900856	VP-7-5	LIJ-VP-7-5	2/16/2019	SV	P1900856-039	FS	64
P1900856	VP-7-50	LIJ-VP-7-50	2/16/2019	SV	P1900856-038	FS	64

TABLE 1
DATA USABILITY SUMMARY REPORT
SVI MONITORING – FEBRUARY 2019
LOCKHEED MARTIN CORPORATION
FORMER UNISYS FACILITY -- GREAT NECK
LAKE SUCCESS, NEW YORK

						Method Class	VOCs
						Analysis Method	TO-15
						Fraction	Total
SDG	**Location**	**Field Sample ID**	**Sample Date**	**Media**	**Lab Sample ID**	**QC Code**	Count
P1900856	VP-8-10	VP-8-10	2/15/2019	SV	P1900856-002	FS	64
P1900856	VP-8-20	VP-8-20	2/15/2019	SV	P1900856-003	FS	64
P1900856	VP-8-5	VP-8-5	2/15/2019	SV	P1900856-001	FS	64
P1900856	VP-8D-53.5	VP-8D-100	2/15/2019	SV	P1900856-007	FD	64
P1900856	VP-8D-53.5	VP-8D-53.5	2/15/2019	SV	P1900856-004	FS	64
P1900856	VP-8D-62.5	VP-8D-200	2/15/2019	SV	P1900856-008	FD	64
P1900856	VP-8D-62.5	VP-8D-62.5	2/15/2019	SV	P1900856-005	FS	64
P1900856	VP-8D-72.5	VP-8D-72.5	2/15/2019	SV	P1900856-006	FS	64
P1900912	VP-101-15	VP-101-15	2/19/2019	SV	P1900912-010	FS	64
P1900912	VP-101-27	VP-101-27	2/19/2019	SV	P1900912-011	FS	64
P1900912	VP-101-5	VP-101-5	2/19/2019	SV	P1900912-009	FS	64
P1900912	VP-108-10	VP-108-10	2/19/2019	SV	P1900912-013	FS	64
P1900912	VP-108-20	VP-108-20	2/19/2019	SV	P1900912-014	FS	64
P1900912	VP-108-29.5	VP-108-100	2/19/2019	SV	P1900912-019	FD	64
P1900912	VP-108-29.5	VP-108-29.5	2/19/2019	SV	P1900912-015	FS	64
P1900912	VP-108-5	VP-108-5	2/19/2019	SV	P1900912-012	FS	64
P1900912	VP-108D-50.5	VP-108D-50.5	2/19/2019	SV	P1900912-016	FS	64
P1900912	VP-108D-60	VP-108D-60	2/19/2019	SV	P1900912-017	FS	64
P1900912	VP-108D-70	VP-108D-70	2/19/2019	SV	P1900912-018	FS	64
P1900912	VP-3-10	VP-3-10	2/19/2019	SV	P1900912-002	FS	64
P1900912	VP-3-20	VP-3-20	2/19/2019	SV	P1900912-003	FS	64
P1900912	VP-3-30	VP-3-30	2/19/2019	SV	P1900912-004	FS	64
P1900912	VP-3-5	VP-3-5	2/19/2019	SV	P1900912-001	FS	64
P1900912	VP-3D-40	VP-3D-40	2/19/2019	SV	P1900912-005	FS	64
P1900912	VP-3D-51	VP-3D-51-61A	2/19/2019	SV	P1900912-006	FS	64
P1900912	VP-3D-61	VP-3D-51-61B	2/19/2019	SV	P1900912-007	FS	64
P1900912	VP-3D-73	VP-3D-73	2/19/2019	SV	P1900912-008	FS	64

Notes:
FD = Field Duplicate
FS = Field Sample
QC = Quality Control
SDG = Sample Delivery Group
VOC = Volatile Organic Compound

Prepared by:WCG 3/11/19
Checked by:BBL 3/12/19

TABLE 2
DATA USABILITY SUMMARY REPORT
SVI MONITORING – FEBRUARY 2019
LOCKHEED MARTIN CORPORATION
FORMER UNISYS FACILITY -- GREAT NECK
LAKE SUCCESS, NEW YORK

		SDG	P1900838		P1900838		P1900838		P1900838		P1900838	
		Location	VP-1-10		VP-1-20		VP-1-30		VP-105-10		VP-105-20	
		Sample Date	2/14/2019		2/14/2019		2/14/2019		2/13/2019		2/13/2019	
		Sample ID	VP-1-10		VP-1-20		VP-1-30		VP-105-10		VP-105-20	
		QC Code	FS		FS		FS		FS		FS	
Method	**Parameter**	**Unit**	Result	Qualifier	Result	Qualifier	Result	Qualifier	Result	Qualifier	Result	Qualifier
TO-15	1,1,1-Trichloroethane	UG/M3	0.86	U	2.1	U	0.25	J	2.5	U	2.1	U
TO-15	1,1,2,2-Tetrachloroethane	UG/M3	0.85	U	2.1	U	0.81	U	2.5	U	2.1	U
TO-15	1,1,2-Trichloro-1,2,2-Trifluoroethane	UG/M3	0.53	J	0.5	J	4		0.99	J	0.73	J
TO-15	1,1,2-Trichloroethane	UG/M3	0.86	U	2.1	U	0.83	U	2.5	U	2.1	U
TO-15	1,1-Dichloroethane	UG/M3	0.83	U	2	U	0.8	U	2.4	U	2	U
TO-15	1,1-Dichloroethene	UG/M3	0.86	U	2.1	U	0.83	U	2.5	U	2.1	U
TO-15	1,2,4-Trichlorobenzene	UG/M3	0.85	U	2.1	U	0.81	U	2.5	U	2.1	U
TO-15	1,2,4-Trimethylbenzene	UG/M3	0.86		1	J	0.55	J	1.4	J	1.3	J
TO-15	1,2-Dibromo-3-chloropropane	UG/M3	0.83	U	2	U	0.8	U	2.4	U	2	U
TO-15	1,2-Dibromoethane	UG/M3	0.86	U	2.1	U	0.83	U	2.5	U	2.1	U
TO-15	1,2-Dichloro-1,1,2,2-tetrafluoroethane	UG/M3	0.82	U	2	U	0.78	U	2.4	U	2	U
TO-15	1,2-Dichlorobenzene	UG/M3	0.86	U	2.1	U	0.83	U	2.5	U	2.1	U
TO-15	1,2-Dichloroethane	UG/M3	0.85	U	2.1	U	0.81	U	2.5	U	2.1	U
TO-15	1,2-Dichloroethene (total)	UG/M3	0.85	U	2.1	U	0.81	U	2.5	U	2.1	U
TO-15	1,2-Dichloropropane	UG/M3	0.86	U	2.1	U	0.83	U	2.5	U	2.1	U
TO-15	1,3,5-Trimethylbenzene	UG/M3	0.22	J	2.1	U	0.13	J	0.37	J	0.32	J
TO-15	1,3-Butadiene	UG/M3	0.23	J	0.37	J	0.25	J	2.4	U	2	U
TO-15	1,3-Dichlorobenzene	UG/M3	0.86	U	2.1	U	0.83	U	2.5	U	2.1	U
TO-15	1,4-Dichlorobenzene	UG/M3	0.86	U	2.1	U	0.83	U	2.5	U	2.1	U
TO-15	1,4-Dioxane	UG/M3	0.85	U	2.1	U	0.81	U	2.5	U	2.1	U
TO-15	2-Butanone	UG/M3	1.6	J	6.7		1.8		1.1	J	0.64	J
TO-15	2-Hexanone	UG/M3	0.33	J	1.2	J	0.34	J	2.5	U	2.1	U
TO-15	2-Propanol	UG/M3	1.1	J	8.2	U	3.2	U	1.4	J	8.2	U
TO-15	4-Ethyltoluene	UG/M3	0.21	J	2.1	U	0.14	J	2.5	U	2.1	U

Prepared by: WCG 3/12/19
Checked by:BBL 3/13/19

TABLE 2
DATA USABILITY SUMMARY REPORT
SVI MONITORING – FEBRUARY 2019
LOCKHEED MARTIN CORPORATION
FORMER UNISYS FACILITY -- GREAT NECK
LAKE SUCCESS, NEW YORK

		SDG	P1900838		P1900838		P1900838		P1900838		P1900838	
		Location	VP-1-10		VP-1-20		VP-1-30		VP-105-10		VP-105-20	
		Sample Date	2/14/2019		2/14/2019		2/14/2019		2/13/2019		2/13/2019	
		Sample ID	VP-1-10		VP-1-20		VP-1-30		VP-105-10		VP-105-20	
		QC Code	FS		FS		FS		FS		FS	
Method	**Parameter**	**Unit**	Result	Qualifier	Result	Qualifier	Result	Qualifier	Result	Qualifier	Result	Qualifier
TO-15	4-Methyl-2-pentanone	UG/M3	0.38	J	0.44	J	0.19	J	0.39	J	0.32	J
TO-15	Acetic acid, methyl ester	UG/M3	0.84		2	U	0.77	U	2.3	U	2	U
TO-15	Acetone	UG/M3	140		220		130		25	U	21	U
TO-15	Allyl chloride	UG/M3	0.85	U	2.1	U	0.81	U	2.5	U	2.1	U
TO-15	Benzene	UG/M3	0.83	U	0.77	J	0.2	J	0.38	J	2	U
TO-15	Bromodichloromethane	UG/M3	0.85	U	2.1	U	0.81	U	2.5	U	2.1	U
TO-15	Bromoform	UG/M3	0.85	U	2.1	U	0.81	U	2.5	U	2.1	U
TO-15	Bromomethane	UG/M3	0.8	U	2	U	0.77	U	2.3	U	2	U
TO-15	Carbon disulfide	UG/M3	1.8	U	4.3	U	1.7	U	5.1	U	4.3	U
TO-15	Carbon tetrachloride	UG/M3	0.3		0.4		0.3		0.41	J	0.39	
TO-15	Chlorobenzene	UG/M3	0.85	U	2.1	U	0.81	U	2.5	U	2.1	U
TO-15	Chlorodifluoromethane	UG/M3	0.63	J	2	U	0.47	J	2.3	U	1.3	J
TO-15	Chloroethane	UG/M3	0.82	U	2	U	0.78	U	2.4	U	2	U
TO-15	Chloroform	UG/M3	0.28	J	2.1	U	0.5	J	2.5	U	0.4	J
TO-15	Chloromethane	UG/M3	0.8	U	0.84	J	0.77	U	2.3	U	2	U
TO-15	cis-1,2-Dichloroethene	UG/M3	0.85	U	2.1	U	0.81	U	2.5	U	2.1	U
TO-15	cis-1,3-Dichloropropene	UG/M3	0.9	U	2.2	U	0.86	U	2.6	U	2.2	U
TO-15	Cyclohexane	UG/M3	1.6	U	3.9	U	1.5	U	4.6	U	3.9	U
TO-15	Dibromochloromethane	UG/M3	0.86	U	2.1	U	0.83	U	2.5	U	2.1	U
TO-15	Dichlorodifluoromethane	UG/M3	2.2		2.1		3.3		2.1	J	2.2	
TO-15	Difluoroethane	UG/M3	0.8	U	2	U	0.77	U	100		19	
TO-15	Ethylbenzene	UG/M3	0.22	J	0.36	J	0.21	J	0.37	J	0.3	J
TO-15	Freon 115	UG/M3	0.8	U	2	U	0.77	U	2.3	U	2	U
TO-15	Freon 123	UG/M3	0.8	U	2	U	0.77	U	2.3	U	2	U

TABLE 2
DATA USABILITY SUMMARY REPORT
SVI MONITORING – FEBRUARY 2019
LOCKHEED MARTIN CORPORATION
FORMER UNISYS FACILITY -- GREAT NECK
LAKE SUCCESS, NEW YORK

		SDG	P1900838		P1900838		P1900838		P1900838		P1900838	
		Location	VP-1-10		VP-1-20		VP-1-30		VP-105-10		VP-105-20	
		Sample Date	2/14/2019		2/14/2019		2/14/2019		2/13/2019		2/13/2019	
		Sample ID	VP-1-10		VP-1-20		VP-1-30		VP-105-10		VP-105-20	
		QC Code	FS		FS		FS		FS		FS	
Method	**Parameter**	**Unit**	Result	Qualifier	Result	Qualifier	Result	Qualifier	Result	Qualifier	Result	Qualifier
TO-15	Hexachlorobutadiene	UG/M3	0.85	U	2.1	U	0.81	U	2.5	U	2.1	U
TO-15	Hexane	UG/M3	0.86	U	0.53	J	0.83	U	1.9	J	2.1	U
TO-15	Isopropylbenzene	UG/M3	0.85	U	2.1	U	0.81	U	2.5	U	2.1	U
TO-15	Methyl cyclohexane	UG/M3	0.8	U	2	U	0.77	U	2.3	U	2	U
TO-15	Methyl Tertbutyl Ether	UG/M3	0.86	U	2.1	U	0.83	U	2.5	U	2.1	U
TO-15	Methylene chloride	UG/M3	0.86	U	2.1	U	0.83	U	2.5	U	2.1	U
TO-15	Styrene	UG/M3	0.25	J	2.1	U	0.64	J	2.5	U	2.1	U
TO-15	Tetrachloroethene	UG/M3	0.32	J	2.1	U	15		3.2		15	
TO-15	Toluene	UG/M3	1.3		2.1		1.6		4.3		1.2	J
TO-15	trans-1,2-Dichloroethene	UG/M3	0.85	U	2.1	U	0.81	U	2.5	U	2.1	U
TO-15	trans-1,3-Dichloropropene	UG/M3	0.85	U	2.1	U	0.81	U	2.5	U	2.1	U
TO-15	Trichloroethene	UG/M3	2.1		0.81		120		14		27	
TO-15	Trichlorofluoromethane	UG/M3	1.2		1.2	J	2.1		1.4	J	1.4	J
TO-15	Vinyl chloride	UG/M3	0.18	U	0.43	U	0.17	U	0.51	U	0.43	U
TO-15	Xylene, o	UG/M3	0.39	J	0.58	J	0.29	J	0.69	J	0.55	J
TO-15	Xylenes (m&p)	UG/M3	0.94	J	1.4	J	0.79	J	1.6	J	1.3	J

Notes:
FS = Field Sample
FD = Field Duplicate
UG/M3 = micrograms per cubic meter of air
U = Not detected J = Value is estimated

TABLE 2
DATA USABILITY SUMMARY REPORT
SVI MONITORING – FEBRUARY 2019
LOCKHEED MARTIN CORPORATION
FORMER UNISYS FACILITY -- GREAT NECK
LAKE SUCCESS, NEW YORK

		SDG	P1900838		P1900838		P1900838		P1900838		P1900838	
		Location	VP-105-5		VP-105-50		VP-105-50		VP-105-60		VP-105-60	
		Sample Date	2/13/2019		2/13/2019		2/13/2019		2/13/2019		2/13/2019	
		Sample ID	VP-105-5		VP-105-100		VP-105-50		VP-105-60		VP-105-200	
		QC Code	FS		FD		FS		FS		FD	
Method	**Parameter**	**Unit**	Result	Qualifier	Result	Qualifier	Result	Qualifier	Result	Qualifier	Result	Qualifier
TO-15	1,1,1-Trichloroethane	UG/M3	1.6	U	29	U	35	U	25	U	23	U
TO-15	1,1,2,2-Tetrachloroethane	UG/M3	1.6	U	29	U	34	U	25	U	23	U
TO-15	1,1,2-Trichloro-1,2,2-Trifluoroethane	UG/M3	0.74	J	1800		2000		110		96	
TO-15	1,1,2-Trichloroethane	UG/M3	1.6	U	29	U	35	U	25	U	23	U
TO-15	1,1-Dichloroethane	UG/M3	1.6	U	28	U	33	U	24	U	22	U
TO-15	1,1-Dichloroethene	UG/M3	1.6	U	29	U	35	U	25	U	23	U
TO-15	1,2,4-Trichlorobenzene	UG/M3	1.6	U	29	U	34	U	25	U	23	U
TO-15	1,2,4-Trimethylbenzene	UG/M3	1.3	J	29	U	34	U	25	U	23	U
TO-15	1,2-Dibromo-3-chloropropane	UG/M3	1.6	U	28	U	33	U	24	U	22	U
TO-15	1,2-Dibromoethane	UG/M3	1.6	U	29	U	35	U	25	U	23	U
TO-15	1,2-Dichloro-1,1,2,2-tetrafluoroethane	UG/M3	1.6	U	28	U	33	U	24	U	22	U
TO-15	1,2-Dichlorobenzene	UG/M3	1.6	U	29	U	35	U	25	U	23	U
TO-15	1,2-Dichloroethane	UG/M3	1.6	U	29	U	34	U	25	U	23	U
TO-15	1,2-Dichloroethene (total)	UG/M3	1.3		1100		1300		430		350	
TO-15	1,2-Dichloropropane	UG/M3	1.6	U	29	U	35	U	25	U	23	U
TO-15	1,3,5-Trimethylbenzene	UG/M3	0.34	J	29	U	34	U	25	U	23	U
TO-15	1,3-Butadiene	UG/M3	1.6	U	28	U	33	U	24	U	22	U
TO-15	1,3-Dichlorobenzene	UG/M3	1.6	U	29	U	35	U	25	U	23	U
TO-15	1,4-Dichlorobenzene	UG/M3	1.6	U	29	U	35	U	25	U	23	U
TO-15	1,4-Dioxane	UG/M3	1.6	U	29	U	34	U	25	U	23	U
TO-15	2-Butanone	UG/M3	0.46	J	54	U	64	U	46	U	43	U
TO-15	2-Hexanone	UG/M3	1.6	U	29	U	35	U	25	U	23	U
TO-15	2-Propanol	UG/M3	3.8	J	110	U	140	U	97	U	89	U
TO-15	4-Ethyltoluene	UG/M3	0.35	J	29	U	34	U	25	U	23	U

TABLE 2
DATA USABILITY SUMMARY REPORT
SVI MONITORING – FEBRUARY 2019
LOCKHEED MARTIN CORPORATION
FORMER UNISYS FACILITY -- GREAT NECK
LAKE SUCCESS, NEW YORK

		SDG	P1900838		P1900838		P1900838		P1900838		P1900838	
		Location	VP-105-5		VP-105-50		VP-105-50		VP-105-60		VP-105-60	
		Sample Date	2/13/2019		2/13/2019		2/13/2019		2/13/2019		2/13/2019	
		Sample ID	VP-105-5		VP-105-100		VP-105-50		VP-105-60		VP-105-200	
		QC Code	FS		FD		FS		FS		FD	
Method	**Parameter**	**Unit**	Result	Qualifier	Result	Qualifier	Result	Qualifier	Result	Qualifier	Result	Qualifier
TO-15	4-Methyl-2-pentanone	UG/M3	0.73	J	29	U	34	U	25	U	23	U
TO-15	Acetic acid, methyl ester	UG/M3	1.5	U	27	U	32	U	23	U	21	U
TO-15	Acetone	UG/M3	16	U	290	U	350	U	250	U	230	U
TO-15	Allyl chloride	UG/M3	1.6	U	29	U	34	U	25	U	23	U
TO-15	Benzene	UG/M3	0.81	J	4.4	J	5.2	J	24	U	22	U
TO-15	Bromodichloromethane	UG/M3	1.6	U	29	U	34	U	25	U	23	U
TO-15	Bromoform	UG/M3	1.6	U	29	U	34	U	25	U	23	U
TO-15	Bromomethane	UG/M3	1.5	U	27	U	32	U	23	U	21	U
TO-15	Carbon disulfide	UG/M3	3.3	U	60	U	71	U	51	U	47	U
TO-15	Carbon tetrachloride	UG/M3	0.43		5.4	U	6.4	U	4.6	U	4.3	U
TO-15	Chlorobenzene	UG/M3	1.6	U	29	U	34	U	25	U	23	U
TO-15	Chlorodifluoromethane	UG/M3	1	J	150		160		150		130	
TO-15	Chloroethane	UG/M3	1.6	U	28	U	33	U	24	U	22	U
TO-15	Chloroform	UG/M3	1.6	U	12	J	14	J	11	J	9.9	J
TO-15	Chloromethane	UG/M3	0.66	J	27	U	32	U	23	U	21	U
TO-15	cis-1,2-Dichloroethene	UG/M3	1.3	J	1000		1300		420		340	
TO-15	cis-1,3-Dichloropropene	UG/M3	1.7	U	30	U	36	U	26	U	24	U
TO-15	Cyclohexane	UG/M3	0.54	J	54	U	64	U	46	U	43	U
TO-15	Dibromochloromethane	UG/M3	1.6	U	29	U	35	U	25	U	23	U
TO-15	Dichlorodifluoromethane	UG/M3	2.2		4.9	J	33	U	24	U	22	U
TO-15	Difluoroethane	UG/M3	110		21	J	25	J	32		27	
TO-15	Ethylbenzene	UG/M3	0.69	J	28	U	33	U	24	U	22	U
TO-15	Freon 115	UG/M3	1.5	U	27	U	32	U	23	U	21	U
TO-15	Freon 123	UG/M3	1.5	U	27	U	32	U	23	U	21	U

TABLE 2
DATA USABILITY SUMMARY REPORT
SVI MONITORING – FEBRUARY 2019
LOCKHEED MARTIN CORPORATION
FORMER UNISYS FACILITY -- GREAT NECK
LAKE SUCCESS, NEW YORK

		SDG	P1900838		P1900838		P1900838		P1900838		P1900838	
		Location	VP-105-5		VP-105-50		VP-105-50		VP-105-60		VP-105-60	
		Sample Date	2/13/2019		2/13/2019		2/13/2019		2/13/2019		2/13/2019	
		Sample ID	VP-105-5		VP-105-100		VP-105-50		VP-105-60		VP-105-200	
		QC Code	FS		FD		FS		FS		FD	
Method	**Parameter**	**Unit**	Result	Qualifier	Result	Qualifier	Result	Qualifier	Result	Qualifier	Result	Qualifier
TO-15	Hexachlorobutadiene	UG/M3	1.6	U	29	U	34	U	25	U	23	U
TO-15	Hexane	UG/M3	0.88	J	29	U	35	U	25	U	23	U
TO-15	Isopropylbenzene	UG/M3	1.6	U	29	U	34	U	25	U	23	U
TO-15	Methyl cyclohexane	UG/M3	1.5	U	27	U	32	U	23	U	21	U
TO-15	Methyl Tertbutyl Ether	UG/M3	1.6	U	29	U	35	U	25	U	23	U
TO-15	Methylene chloride	UG/M3	0.63	J	29	U	35	U	25	U	23	U
TO-15	Styrene	UG/M3	0.43	J	29	U	34	U	25	U	23	U
TO-15	Tetrachloroethene	UG/M3	1.9		970		1100		910		810	
TO-15	Toluene	UG/M3	2.4		29	U	34	U	25	U	3.6	J
TO-15	trans-1,2-Dichloroethene	UG/M3	1.6	U	7.9	J	9.3	J	5.2	J	4.2	J
TO-15	trans-1,3-Dichloropropene	UG/M3	1.6	U	29	U	34	U	25	U	23	U
TO-15	Trichloroethene	UG/M3	18		4200		4800		4000		3400	
TO-15	Trichlorofluoromethane	UG/M3	1.4	J	17	J	18	J	17	J	15	J
TO-15	Vinyl chloride	UG/M3	0.33	U	6	U	7.1	U	5.1	U	4.7	U
TO-15	Xylene, o	UG/M3	0.96	J	29	U	34	U	25	U	23	U
TO-15	Xylenes (m&p)	UG/M3	2.5	J	60	U	71	U	51	U	47	U

Notes:
FS = Field Sample
FD = Field Duplicate
UG/M3 = micrograms per cubic meter of air
U = Not detected J = Value is estimated

TABLE 2
DATA USABILITY SUMMARY REPORT
SVI MONITORING – FEBRUARY 2019
LOCKHEED MARTIN CORPORATION
FORMER UNISYS FACILITY -- GREAT NECK
LAKE SUCCESS, NEW YORK

		SDG	P1900838		P1900838		P1900838		P1900838		P1900838	
		Location	VP-105-72		VP-106-11		VP-106-19.5		VP-106-5		VP-106-72	
		Sample Date	2/13/2019		2/14/2019		2/14/2019		2/14/2019		2/14/2019	
		Sample ID	VP-105-72		VP-106-11		VP-106-19.5		VP-106-5		VP-106-72	
		QC Code	FS		FS		FS		FS		FS	
Method	**Parameter**	**Unit**	Result	Qualifier	Result	Qualifier	Result	Qualifier	Result	Qualifier	Result	Qualifier
TO-15	1,1,1-Trichloroethane	UG/M3	2.3	J	0.81	U	0.83	U	0.88	U	0.83	U
TO-15	1,1,2,2-Tetrachloroethane	UG/M3	8.7	U	0.8	U	0.82	U	0.86	U	0.82	U
TO-15	1,1,2-Trichloro-1,2,2-Trifluoroethane	UG/M3	140		0.75	J	0.87		0.63	J	0.54	J
TO-15	1,1,2-Trichloroethane	UG/M3	8.9	U	0.81	U	0.83	U	0.88	U	0.83	U
TO-15	1,1-Dichloroethane	UG/M3	8.5	U	0.78	U	0.8	U	0.85	U	0.8	U
TO-15	1,1-Dichloroethene	UG/M3	8.9	U	0.81	U	0.83	U	0.88	U	0.83	U
TO-15	1,2,4-Trichlorobenzene	UG/M3	8.7	U	0.8	U	0.82	U	0.86	U	0.82	U
TO-15	1,2,4-Trimethylbenzene	UG/M3	1.5	J	0.65	J	0.34	J	0.34	J	0.81	J
TO-15	1,2-Dibromo-3-chloropropane	UG/M3	8.5	U	0.78	U	0.8	U	0.85	U	0.8	U
TO-15	1,2-Dibromoethane	UG/M3	8.9	U	0.81	U	0.83	U	0.88	U	0.83	U
TO-15	1,2-Dichloro-1,1,2,2-tetrafluoroethane	UG/M3	8.4	U	0.77	U	0.79	U	0.83	U	0.79	U
TO-15	1,2-Dichlorobenzene	UG/M3	8.9	U	0.81	U	0.83	U	0.88	U	0.83	U
TO-15	1,2-Dichloroethane	UG/M3	8.7	U	0.8	U	0.82	U	0.86	U	0.82	U
TO-15	1,2-Dichloroethene (total)	UG/M3	120		0.75		0.82	U	0.86	U	0.82	U
TO-15	1,2-Dichloropropane	UG/M3	8.9	U	0.81	U	0.83	U	0.88	U	0.83	U
TO-15	1,3,5-Trimethylbenzene	UG/M3	8.7	U	0.16	J	0.82	U	0.86	U	0.21	J
TO-15	1,3-Butadiene	UG/M3	8.5	U	0.28	J	0.15	J	0.85	U	0.38	J
TO-15	1,3-Dichlorobenzene	UG/M3	8.9	U	0.81	U	0.83	U	0.88	U	0.83	U
TO-15	1,4-Dichlorobenzene	UG/M3	2	J	0.81	U	0.83	U	0.88	U	0.83	U
TO-15	1,4-Dioxane	UG/M3	8.7	U	0.8	U	0.82	U	0.86	U	0.82	U
TO-15	2-Butanone	UG/M3	16	U	2.5		1.7		1.6	J	3	
TO-15	2-Hexanone	UG/M3	8.9	U	0.44	J	0.21	J	0.23	J	0.71	J
TO-15	2-Propanol	UG/M3	34	U	3.2	U	3.2	U	0.6	J	0.86	J
TO-15	4-Ethyltoluene	UG/M3	8.7	U	0.16	J	0.82	U	0.86	U	0.2	J

TABLE 2
DATA USABILITY SUMMARY REPORT
SVI MONITORING – FEBRUARY 2019
LOCKHEED MARTIN CORPORATION
FORMER UNISYS FACILITY -- GREAT NECK
LAKE SUCCESS, NEW YORK

		SDG	P1900838		P1900838		P1900838		P1900838		P1900838	
		Location	VP-105-72		VP-106-11		VP-106-19.5		VP-106-5		VP-106-72	
		Sample Date	2/13/2019		2/14/2019		2/14/2019		2/14/2019		2/14/2019	
		Sample ID	VP-105-72		VP-106-11		VP-106-19.5		VP-106-5		VP-106-72	
		QC Code	FS		FS		FS		FS		FS	
Method	**Parameter**	**Unit**	Result	Qualifier	Result	Qualifier	Result	Qualifier	Result	Qualifier	Result	Qualifier
TO-15	4-Methyl-2-pentanone	UG/M3	8.7	U	1.2		8.1		0.8	J	0.54	J
TO-15	Acetic acid, methyl ester	UG/M3	8.2	U	0.75	U	0.77	U	0.82	U	1.2	
TO-15	Acetone	UG/M3	89	U	170		89		88		230	
TO-15	Allyl chloride	UG/M3	8.7	U	0.8	U	0.82	U	0.86	U	0.82	U
TO-15	Benzene	UG/M3	1.3	J	0.16	J	0.3	J	0.85	U	0.58	J
TO-15	Bromodichloromethane	UG/M3	8.7	U	0.8	U	0.82	U	0.86	U	0.82	U
TO-15	Bromoform	UG/M3	8.7	U	0.8	U	0.82	U	0.86	U	0.82	U
TO-15	Bromomethane	UG/M3	8.2	U	0.75	U	0.77	U	0.82	U	0.77	U
TO-15	Carbon disulfide	UG/M3	18	U	1.7	U	0.25	J	1.8	U	1.7	U
TO-15	Carbon tetrachloride	UG/M3	1.6	U	0.15	U	0.14	J	0.16	U	0.41	
TO-15	Chlorobenzene	UG/M3	8.7	U	0.8	U	0.13	J	0.86	U	0.82	U
TO-15	Chlorodifluoromethane	UG/M3	170		0.51	J	0.77	U	0.57	J	0.72	J
TO-15	Chloroethane	UG/M3	8.4	U	0.77	U	0.79	U	0.83	U	0.79	U
TO-15	Chloroform	UG/M3	4.9	J	0.67	J	1		0.75	J	0.83	U
TO-15	Chloromethane	UG/M3	8.2	U	0.33	J	0.77	U	0.82	U	0.37	J
TO-15	cis-1,2-Dichloroethene	UG/M3	120		0.75	J	0.82	U	0.86	U	0.82	U
TO-15	cis-1,3-Dichloropropene	UG/M3	9.2	U	0.84	U	0.86	U	0.91	U	0.86	U
TO-15	Cyclohexane	UG/M3	16	U	1.5	U	1.5	U	1.6	U	0.39	J
TO-15	Dibromochloromethane	UG/M3	8.9	U	0.81	U	0.83	U	0.88	U	0.83	U
TO-15	Dichlorodifluoromethane	UG/M3	3.1	J	2.3		2.1		2.3		2.1	
TO-15	Difluoroethane	UG/M3	8.2	U	0.75	U	0.77	U	0.82	U	0.77	U
TO-15	Ethylbenzene	UG/M3	8.5	U	0.16	J	0.26	J	0.85	U	0.3	J
TO-15	Freon 115	UG/M3	8.2	U	0.75	U	0.77	U	0.82	U	0.77	U
TO-15	Freon 123	UG/M3	8.2	U	0.75	U	0.77	U	0.82	U	0.77	U

TABLE 2
DATA USABILITY SUMMARY REPORT
SVI MONITORING – FEBRUARY 2019
LOCKHEED MARTIN CORPORATION
FORMER UNISYS FACILITY -- GREAT NECK
LAKE SUCCESS, NEW YORK

		SDG	P1900838		P1900838		P1900838		P1900838		P1900838	
		Location	VP-105-72		VP-106-11		VP-106-19.5		VP-106-5		VP-106-72	
		Sample Date	2/13/2019		2/14/2019		2/14/2019		2/14/2019		2/14/2019	
		Sample ID	VP-105-72		VP-106-11		VP-106-19.5		VP-106-5		VP-106-72	
		QC Code	FS		FS		FS		FS		FS	
Method	**Parameter**	**Unit**	Result	Qualifier	Result	Qualifier	Result	Qualifier	Result	Qualifier	Result	Qualifier
TO-15	Hexachlorobutadiene	UG/M3	8.7	U	0.8	U	0.82	U	0.86	U	0.82	U
TO-15	Hexane	UG/M3	8.9	U	0.81	U	0.2	J	0.88	U	0.4	J
TO-15	Isopropylbenzene	UG/M3	8.7	U	0.8	U	0.82	U	0.86	U	0.82	U
TO-15	Methyl cyclohexane	UG/M3	8.2	U	0.75	U	0.77	U	0.82	U	0.77	U
TO-15	Methyl Tertbutyl Ether	UG/M3	8.9	U	0.81	U	0.83	U	0.88	U	0.83	U
TO-15	Methylene chloride	UG/M3	8.9	U	0.81	U	0.33	J	0.88	U	0.94	
TO-15	Styrene	UG/M3	8.7	U	0.15	J	0.15	J	0.86	U	0.26	J
TO-15	Tetrachloroethene	UG/M3	1000		7.2		16		2.8		3.1	
TO-15	Toluene	UG/M3	1.8	J	0.47	J	0.79	J	0.24	J	1.6	
TO-15	trans-1,2-Dichloroethene	UG/M3	3.6	J	0.8	U	0.82	U	0.86	U	0.82	U
TO-15	trans-1,3-Dichloropropene	UG/M3	8.7	U	0.8	U	0.82	U	0.86	U	0.82	U
TO-15	Trichloroethene	UG/M3	1600		4.6		7		0.38		4.2	
TO-15	Trichlorofluoromethane	UG/M3	23		1.3		1.5		1.3		1.2	
TO-15	Vinyl chloride	UG/M3	1.8	U	0.17	U	0.17	U	0.18	U	0.17	U
TO-15	Xylene, o	UG/M3	8.7	U	0.27	J	0.51	J	0.19	J	0.48	J
TO-15	Xylenes (m&p)	UG/M3	18	U	0.66	J	1.1	J	0.44	J	1.2	J

Notes:
FS = Field Sample
FD = Field Duplicate
UG/M3 = micrograms per cubic meter of air
U = Not detected J = Value is estimated

TABLE 2
DATA USABILITY SUMMARY REPORT
SVI MONITORING – FEBRUARY 2019
LOCKHEED MARTIN CORPORATION
FORMER UNISYS FACILITY -- GREAT NECK
LAKE SUCCESS, NEW YORK

		SDG	P1900838		P1900838		P1900838		P1900838		P1900838	
		Location	VP-106-84		VP-2-10		VP-2-20		VP-2-30		VP-5-10	
		Sample Date	2/14/2019		2/14/2019		2/14/2019		2/14/2019		2/14/2019	
		Sample ID	VP-106-84		VP-2-10		VP-2-20		VP-2-30		VP-5-10	
		QC Code	FS		FS		FS		FS		FS	
Method	**Parameter**	**Unit**	Result	Qualifier	Result	Qualifier	Result	Qualifier	Result	Qualifier	Result	Qualifier
TO-15	1,1,1-Trichloroethane	UG/M3	10	U	3.6	J	3.2		2.5		0.84	U
TO-15	1,1,2,2-Tetrachloroethane	UG/M3	10	U	4.3	U	1.7	U	2.4	U	0.82	U
TO-15	1,1,2-Trichloro-1,2,2-Trifluoroethane	UG/M3	27		0.79	J	2.3		45		0.82	U
TO-15	1,1,2-Trichloroethane	UG/M3	10	U	4.4	U	1.7	U	2.4	U	0.84	U
TO-15	1,1-Dichloroethane	UG/M3	9.9	U	3.7	J	1.1	J	0.41	J	0.81	U
TO-15	1,1-Dichloroethene	UG/M3	10	U	2.7	J	0.24	J	0.43	J	0.84	U
TO-15	1,2,4-Trichlorobenzene	UG/M3	10	U	4.3	U	1.7	U	2.4	U	0.82	U
TO-15	1,2,4-Trimethylbenzene	UG/M3	10	U	0.85	J	0.49	J	0.79	J	0.82	U
TO-15	1,2-Dibromo-3-chloropropane	UG/M3	9.9	U	4.2	U	1.6	U	2.3	U	0.81	U
TO-15	1,2-Dibromoethane	UG/M3	10	U	4.4	U	1.7	U	2.4	U	0.84	U
TO-15	1,2-Dichloro-1,1,2,2-tetrafluoroethane	UG/M3	9.8	U	4.2	U	1.6	U	2.3	U	0.79	U
TO-15	1,2-Dichlorobenzene	UG/M3	10	U	4.4	U	1.7	U	2.4	U	0.84	U
TO-15	1,2-Dichloroethane	UG/M3	10	U	4.3	U	1.7	U	2.4	U	0.82	U
TO-15	1,2-Dichloroethene (total)	UG/M3	55		1100		85		150		0.82	U
TO-15	1,2-Dichloropropane	UG/M3	10	U	4.4	U	1.7	U	2.4	U	0.84	U
TO-15	1,3,5-Trimethylbenzene	UG/M3	10	U	4.3	U	1.7	U	2.4	U	0.82	U
TO-15	1,3-Butadiene	UG/M3	9.9	U	4.2	U	1.6	U	2.3	U	0.81	U
TO-15	1,3-Dichlorobenzene	UG/M3	10	U	4.4	U	1.7	U	2.4	U	0.84	U
TO-15	1,4-Dichlorobenzene	UG/M3	10	U	4.4	U	1.7	U	2.4	U	0.84	U
TO-15	1,4-Dioxane	UG/M3	10	U	4.3	U	1.7	U	2.4	U	0.82	U
TO-15	2-Butanone	UG/M3	19	U	8.2	U	0.99	J	1.6	J	1.6	U
TO-15	2-Hexanone	UG/M3	10	U	4.4	U	0.21	J	2.4	U	0.84	U
TO-15	2-Propanol	UG/M3	40	U	17	U	6.6	U	9.4	U	3.3	U
TO-15	4-Ethyltoluene	UG/M3	10	U	4.3	U	1.7	U	2.4	U	0.82	U

TABLE 2
DATA USABILITY SUMMARY REPORT
SVI MONITORING – FEBRUARY 2019
LOCKHEED MARTIN CORPORATION
FORMER UNISYS FACILITY -- GREAT NECK
LAKE SUCCESS, NEW YORK

		SDG	P1900838		P1900838		P1900838		P1900838		P1900838	
		Location	VP-106-84		VP-2-10		VP-2-20		VP-2-30		VP-5-10	
		Sample Date	2/14/2019		2/14/2019		2/14/2019		2/14/2019		2/14/2019	
		Sample ID	VP-106-84		VP-2-10		VP-2-20		VP-2-30		VP-5-10	
		QC Code	FS		FS		FS		FS		FS	
Method	**Parameter**	**Unit**	Result	Qualifier	Result	Qualifier	Result	Qualifier	Result	Qualifier	Result	Qualifier
TO-15	4-Methyl-2-pentanone	UG/M3	10	U	4.3	U	0.24	J	2.4	U	0.82	U
TO-15	Acetic acid, methyl ester	UG/M3	9.6	U	4.1	U	1.6	U	2.2	U	0.78	U
TO-15	Acetone	UG/M3	100	U	110		54		92		14	
TO-15	Allyl chloride	UG/M3	10	U	4.3	U	1.7	U	2.4	U	0.82	U
TO-15	Benzene	UG/M3	9.9	U	4.2	U	1.6	U	0.42	J	0.81	U
TO-15	Bromodichloromethane	UG/M3	10	U	4.3	U	1.7	U	2.4	U	0.82	U
TO-15	Bromoform	UG/M3	10	U	4.3	U	1.7	U	2.4	U	0.82	U
TO-15	Bromomethane	UG/M3	9.6	U	4.1	U	1.6	U	2.2	U	0.78	U
TO-15	Carbon disulfide	UG/M3	21	U	9	U	3.5	U	4.9	U	1.7	U
TO-15	Carbon tetrachloride	UG/M3	1.9	U	0.82	U	0.31	U	0.45	U	0.16	U
TO-15	Chlorobenzene	UG/M3	10	U	4.3	U	1.7	U	2.4	U	0.82	U
TO-15	Chlorodifluoromethane	UG/M3	13		4.1	U	0.81	J	2.2	U	0.78	U
TO-15	Chloroethane	UG/M3	9.8	U	4.2	U	1.6	U	2.3	U	0.79	U
TO-15	Chloroform	UG/M3	4.2	J	0.8	J	0.73	J	1	J	0.84	U
TO-15	Chloromethane	UG/M3	9.6	U	4.1	U	1.6	U	2.2	U	0.78	U
TO-15	cis-1,2-Dichloroethene	UG/M3	53		1100		85		150		0.82	U
TO-15	cis-1,3-Dichloropropene	UG/M3	11	U	4.6	U	1.8	U	2.5	U	0.87	U
TO-15	Cyclohexane	UG/M3	19	U	8.2	U	3.1	U	4.5	U	1.6	U
TO-15	Dibromochloromethane	UG/M3	10	U	4.4	U	1.7	U	2.4	U	0.84	U
TO-15	Dichlorodifluoromethane	UG/M3	2.5	J	2.1	J	2.1		2.2	J	3.2	
TO-15	Difluoroethane	UG/M3	9.6	U	4.1	U	1.6	U	2.2	U	0.78	U
TO-15	Ethylbenzene	UG/M3	9.9	U	4.2	U	1.6	U	0.35	J	0.81	U
TO-15	Freon 115	UG/M3	9.6	U	4.1	U	1.6	U	2.2	U	0.78	U
TO-15	Freon 123	UG/M3	9.6	U	4.1	U	1.6	U	2.2	U	0.78	U

Prepared by: WCG 3/12/19
Checked by:BBL 3/13/19

TABLE 2
DATA USABILITY SUMMARY REPORT
SVI MONITORING – FEBRUARY 2019
LOCKHEED MARTIN CORPORATION
FORMER UNISYS FACILITY -- GREAT NECK
LAKE SUCCESS, NEW YORK

		SDG	P1900838		P1900838		P1900838		P1900838		P1900838	
		Location	VP-106-84		VP-2-10		VP-2-20		VP-2-30		VP-5-10	
		Sample Date	2/14/2019		2/14/2019		2/14/2019		2/14/2019		2/14/2019	
		Sample ID	VP-106-84		VP-2-10		VP-2-20		VP-2-30		VP-5-10	
		QC Code	FS		FS		FS		FS		FS	
Method	**Parameter**	**Unit**	Result	Qualifier	Result	Qualifier	Result	Qualifier	Result	Qualifier	Result	Qualifier
TO-15	Hexachlorobutadiene	UG/M3	10	U	4.3	U	1.7	U	2.4	U	0.82	U
TO-15	Hexane	UG/M3	10	U	4.4	U	1.7	U	2.4	U	0.84	U
TO-15	Isopropylbenzene	UG/M3	10	U	4.3	U	1.7	U	2.4	U	0.82	U
TO-15	Methyl cyclohexane	UG/M3	9.6	U	4.1	U	1.6	U	2.2	U	0.78	U
TO-15	Methyl Tertbutyl Ether	UG/M3	10	U	4.4	U	1.7	U	2.4	U	0.84	U
TO-15	Methylene chloride	UG/M3	10	U	4.4	U	1.7	U	2.4	U	0.35	J
TO-15	Styrene	UG/M3	10	U	4.3	U	1.7	U	2.4	U	0.82	U
TO-15	Tetrachloroethene	UG/M3	400		600		120		310		0.82	U
TO-15	Toluene	UG/M3	1.9	J	1.3	J	1.4	J	1.8	J	0.82	U
TO-15	trans-1,2-Dichloroethene	UG/M3	2	J	1.4	J	0.4	J	1	J	0.82	U
TO-15	trans-1,3-Dichloropropene	UG/M3	10	U	4.3	U	1.7	U	2.4	U	0.82	U
TO-15	Trichloroethene	UG/M3	1700		150		120		350		0.17	U
TO-15	Trichlorofluoromethane	UG/M3	5.8	J	1.2	J	1.1	J	1.4	J	0.33	J
TO-15	Vinyl chloride	UG/M3	2.1	U	6.9		1.1		1.2		0.17	U
TO-15	Xylene, o	UG/M3	10	U	4.3	U	0.24	J	0.54	J	0.82	U
TO-15	Xylenes (m&p)	UG/M3	21	U	9	U	0.6	J	1.1	J	1.7	U

Notes:
FS = Field Sample
FD = Field Duplicate
UG/M3 = micrograms per cubic meter of air
U = Not detected J = Value is estimated

TABLE 2
DATA USABILITY SUMMARY REPORT
SVI MONITORING – FEBRUARY 2019
LOCKHEED MARTIN CORPORATION
FORMER UNISYS FACILITY -- GREAT NECK
LAKE SUCCESS, NEW YORK

		SDG	P1900838		P1900838		P1900838		P1900838		P1900838	
		Location	VP-5-20		VP-5-30		VP-9-10		VP-9-20		VP-9-30	
		Sample Date	2/14/2019		2/14/2019		2/13/2019		2/13/2019		2/13/2019	
		Sample ID	VP-5-20		VP-5-30		VP-9-10		VP-9-20		VP-9-30	
		QC Code	FS		FS		FS		FS		FS	
Method	**Parameter**	**Unit**	Result	Qualifier	Result	Qualifier	Result	Qualifier	Result	Qualifier	Result	Qualifier
TO-15	1,1,1-Trichloroethane	UG/M3	0.45	J	0.66	J	0.61	J	1.9	J	43	U
TO-15	1,1,2,2-Tetrachloroethane	UG/M3	0.8	U	0.78	U	3	U	2.3	U	43	U
TO-15	1,1,2-Trichloro-1,2,2-Trifluoroethane	UG/M3	1.9		2.4		0.65	J	8.9		120	
TO-15	1,1,2-Trichloroethane	UG/M3	0.81	U	0.8	U	3	U	3.9		26	J
TO-15	1,1-Dichloroethane	UG/M3	0.78	U	0.77	U	2.9	U	2.3	U	42	U
TO-15	1,1-Dichloroethene	UG/M3	0.81	U	0.8	U	3	U	2.3	U	43	U
TO-15	1,2,4-Trichlorobenzene	UG/M3	0.8	U	0.78	U	3	U	2.3	U	43	U
TO-15	1,2,4-Trimethylbenzene	UG/M3	0.82		0.87		1.8	J	1.8	J	43	U
TO-15	1,2-Dibromo-3-chloropropane	UG/M3	0.78	U	0.77	U	2.9	U	2.3	U	42	U
TO-15	1,2-Dibromoethane	UG/M3	0.81	U	0.8	U	3	U	2.3	U	43	U
TO-15	1,2-Dichloro-1,1,2,2-tetrafluoroethane	UG/M3	0.77	U	0.75	U	2.9	U	2.2	U	41	U
TO-15	1,2-Dichlorobenzene	UG/M3	0.81	U	0.8	U	3	U	2.3	U	43	U
TO-15	1,2-Dichloroethane	UG/M3	0.8	U	0.78	U	3	U	2.3	U	43	U
TO-15	1,2-Dichloroethene (total)	UG/M3	0.5		0.82		3	U	25		590	
TO-15	1,2-Dichloropropane	UG/M3	0.81	U	0.8	U	3	U	2.3	U	43	U
TO-15	1,3,5-Trimethylbenzene	UG/M3	0.2	J	0.22	J	0.48	J	0.49	J	43	U
TO-15	1,3-Butadiene	UG/M3	0.31	J	0.4	J	2.9	U	2.3	U	42	U
TO-15	1,3-Dichlorobenzene	UG/M3	0.81	U	0.8	U	3	U	2.3	U	43	U
TO-15	1,4-Dichlorobenzene	UG/M3	0.81	U	0.8	U	3	U	2.3	U	43	U
TO-15	1,4-Dioxane	UG/M3	0.8	U	0.78	U	3	U	2.3	U	43	U
TO-15	2-Butanone	UG/M3	2.9		3.9		5.6	U	4.4	U	81	U
TO-15	2-Hexanone	UG/M3	0.46	J	0.74	J	3	U	2.3	U	43	U
TO-15	2-Propanol	UG/M3	0.54	J	0.83	J	2.7	J	1.8	J	170	U
TO-15	4-Ethyltoluene	UG/M3	0.2	J	0.22	J	3	U	0.43	J	43	U

TABLE 2
DATA USABILITY SUMMARY REPORT
SVI MONITORING – FEBRUARY 2019
LOCKHEED MARTIN CORPORATION
FORMER UNISYS FACILITY -- GREAT NECK
LAKE SUCCESS, NEW YORK

		SDG	P1900838		P1900838		P1900838		P1900838		P1900838	
		Location	VP-5-20		VP-5-30		VP-9-10		VP-9-20		VP-9-30	
		Sample Date	2/14/2019		2/14/2019		2/13/2019		2/13/2019		2/13/2019	
		Sample ID	VP-5-20		VP-5-30		VP-9-10		VP-9-20		VP-9-30	
		QC Code	FS		FS		FS		FS		FS	
Method	**Parameter**	**Unit**	Result	Qualifier	Result	Qualifier	Result	Qualifier	Result	Qualifier	Result	Qualifier
TO-15	4-Methyl-2-pentanone	UG/M3	0.17	J	0.48	J	0.74	J	0.46	J	43	U
TO-15	Acetic acid, methyl ester	UG/M3	1.3		2.2		2.8	U	2.2	U	40	U
TO-15	Acetone	UG/M3	210		240		30	U	23	U	430	U
TO-15	Allyl chloride	UG/M3	0.8	U	0.78	U	3	U	2.3	U	43	U
TO-15	Benzene	UG/M3	0.14	J	0.26	J	0.5	J	0.77	J	42	U
TO-15	Bromodichloromethane	UG/M3	0.8	U	0.78	U	3	U	2.3	U	43	U
TO-15	Bromoform	UG/M3	0.8	U	0.78	U	3	U	2.3	U	43	U
TO-15	Bromomethane	UG/M3	0.75	U	0.74	U	2.8	U	2.2	U	40	U
TO-15	Carbon disulfide	UG/M3	1.7	U	0.42	J	6.2	U	4.8	U	89	U
TO-15	Carbon tetrachloride	UG/M3	0.15	U	0.15	U	0.56	U	0.47		8.1	U
TO-15	Chlorobenzene	UG/M3	0.8	U	0.78	U	3	U	2.3	U	43	U
TO-15	Chlorodifluoromethane	UG/M3	0.38	J	0.41	J	2.8	U	2.4		40	U
TO-15	Chloroethane	UG/M3	0.77	U	0.75	U	2.9	U	2.2	U	41	U
TO-15	Chloroform	UG/M3	1.7		2		3	U	5.7		69	
TO-15	Chloromethane	UG/M3	0.75	U	0.74	U	2.8	U	0.66	J	40	U
TO-15	cis-1,2-Dichloroethene	UG/M3	0.38	J	0.65	J	3	U	25		590	
TO-15	cis-1,3-Dichloropropene	UG/M3	0.84	U	0.83	U	3.2	U	2.4	U	45	U
TO-15	Cyclohexane	UG/M3	1.5	U	1.5	U	5.6	U	4.4	U	81	U
TO-15	Dibromochloromethane	UG/M3	0.81	U	0.8	U	3	U	2.3	U	43	U
TO-15	Dichlorodifluoromethane	UG/M3	11		12		2.2	J	2.1	J	42	U
TO-15	Difluoroethane	UG/M3	0.75	U	0.74	U	33		65		40	U
TO-15	Ethylbenzene	UG/M3	0.2	J	0.29	J	2.9	U	0.47	J	42	U
TO-15	Freon 115	UG/M3	0.75	U	0.74	U	2.8	U	2.2	U	40	U
TO-15	Freon 123	UG/M3	17		30		2.8	U	2.2	U	40	U

TABLE 2
DATA USABILITY SUMMARY REPORT
SVI MONITORING – FEBRUARY 2019
LOCKHEED MARTIN CORPORATION
FORMER UNISYS FACILITY -- GREAT NECK
LAKE SUCCESS, NEW YORK

		SDG	P1900838		P1900838		P1900838		P1900838		P1900838	
		Location	VP-5-20		VP-5-30		VP-9-10		VP-9-20		VP-9-30	
		Sample Date	2/14/2019		2/14/2019		2/13/2019		2/13/2019		2/13/2019	
		Sample ID	VP-5-20		VP-5-30		VP-9-10		VP-9-20		VP-9-30	
		QC Code	FS		FS		FS		FS		FS	
Method	**Parameter**	**Unit**	Result	Qualifier	Result	Qualifier	Result	Qualifier	Result	Qualifier	Result	Qualifier
TO-15	Hexachlorobutadiene	UG/M3	0.8	U	0.78	U	3	U	2.3	U	43	U
TO-15	Hexane	UG/M3	0.81	U	0.22	J	3	U	2.3	U	43	U
TO-15	Isopropylbenzene	UG/M3	0.8	U	0.78	U	3	U	2.3	U	43	U
TO-15	Methyl cyclohexane	UG/M3	0.75	U	0.74	U	2.8	U	2.2	U	40	U
TO-15	Methyl Tertbutyl Ether	UG/M3	0.81	U	0.8	U	3	U	1.6	J	7.1	J
TO-15	Methylene chloride	UG/M3	0.81	U	0.8	U	3	U	2.3	U	43	U
TO-15	Styrene	UG/M3	0.3	J	0.32	J	3	U	0.4	J	43	U
TO-15	Tetrachloroethene	UG/M3	77		120		5.1		150		1200	
TO-15	Toluene	UG/M3	0.54	J	1.6		1.2	J	1.6	J	43	U
TO-15	trans-1,2-Dichloroethene	UG/M3	0.12	J	0.17	J	3	U	2.3	U	43	U
TO-15	trans-1,3-Dichloropropene	UG/M3	0.8	U	0.78	U	3	U	2.3	U	43	U
TO-15	Trichloroethene	UG/M3	91		140		35		320		6900	
TO-15	Trichlorofluoromethane	UG/M3	1.9		2.1		1.4	J	1.3	J	43	U
TO-15	Vinyl chloride	UG/M3	0.17	U	0.16	U	0.62	U	0.48	U	8.9	U
TO-15	Xylene, o	UG/M3	0.35	J	0.48	J	0.69	J	0.8	J	43	U
TO-15	Xylenes (m&p)	UG/M3	0.84	J	1.2	J	1.7	J	2	J	89	U

Notes:
FS = Field Sample
FD = Field Duplicate
UG/M3 = micrograms per cubic meter of air
U = Not detected J = Value is estimated

TABLE 2
DATA USABILITY SUMMARY REPORT
SVI MONITORING – FEBRUARY 2019
LOCKHEED MARTIN CORPORATION
FORMER UNISYS FACILITY -- GREAT NECK
LAKE SUCCESS, NEW YORK

		SDG	P1900838		P1900838		P1900838		P1900838		P1900838	
		Location	VP-9-30		VP-9-40		VP-9-40		VP-9-50		VP-9-60	
		Sample Date	2/13/2019		2/13/2019		2/13/2019		2/13/2019		2/13/2019	
		Sample ID	VP-9-100		VP-9-40		VP-9-200		VP-9-50		VP-9-60	
		QC Code	FD		FS		FD		FS		FS	
Method	**Parameter**	**Unit**	Result	Qualifier	Result	Qualifier	Result	Qualifier	Result	Qualifier	Result	Qualifier
TO-15	1,1,1-Trichloroethane	UG/M3	44	U	1700	U	1800	U	43	U	43	U
TO-15	1,1,2,2-Tetrachloroethane	UG/M3	43	U	1700	U	1800	U	42	U	42	U
TO-15	1,1,2-Trichloro-1,2,2-Trifluoroethane	UG/M3	130		110000		130000		230		160	
TO-15	1,1,2-Trichloroethane	UG/M3	25	J	1700	U	1800	U	43	U	4.7	J
TO-15	1,1-Dichloroethane	UG/M3	43	U	1600	U	1700	U	41	U	41	U
TO-15	1,1-Dichloroethene	UG/M3	44	U	520	J	640	J	8.9	J	10	J
TO-15	1,2,4-Trichlorobenzene	UG/M3	43	U	1700	U	1800	U	42	U	42	U
TO-15	1,2,4-Trimethylbenzene	UG/M3	43	U	1700	U	1800	U	42	U	42	U
TO-15	1,2-Dibromo-3-chloropropane	UG/M3	43	U	1600	U	1700	U	41	U	41	U
TO-15	1,2-Dibromoethane	UG/M3	44	U	1700	U	1800	U	43	U	43	U
TO-15	1,2-Dichloro-1,1,2,2-tetrafluoroethane	UG/M3	42	U	1600	U	1700	U	41	U	40	U
TO-15	1,2-Dichlorobenzene	UG/M3	44	U	1700	U	1800	U	43	U	43	U
TO-15	1,2-Dichloroethane	UG/M3	43	U	1700	U	1800	U	42	U	42	U
TO-15	1,2-Dichloroethene (total)	UG/M3	590		49000		64000		760		440	
TO-15	1,2-Dichloropropane	UG/M3	44	U	1700	U	1800	U	43	U	43	U
TO-15	1,3,5-Trimethylbenzene	UG/M3	43	U	340	J	1800	U	42	U	42	U
TO-15	1,3-Butadiene	UG/M3	43	U	1600	U	1700	U	41	U	41	U
TO-15	1,3-Dichlorobenzene	UG/M3	44	U	1700	U	1800	U	43	U	43	U
TO-15	1,4-Dichlorobenzene	UG/M3	44	U	1700	U	1800	U	43	U	43	U
TO-15	1,4-Dioxane	UG/M3	43	U	1700	U	1800	U	42	U	42	U
TO-15	2-Butanone	UG/M3	82	U	3200	U	3300	U	80	U	79	U
TO-15	2-Hexanone	UG/M3	44	U	1700	U	1800	U	43	U	43	U
TO-15	2-Propanol	UG/M3	170	U	6600	U	7000	U	170	U	170	U
TO-15	4-Ethyltoluene	UG/M3	43	U	350	J	1800	U	42	U	42	U

TABLE 2
DATA USABILITY SUMMARY REPORT
SVI MONITORING – FEBRUARY 2019
LOCKHEED MARTIN CORPORATION
FORMER UNISYS FACILITY -- GREAT NECK
LAKE SUCCESS, NEW YORK

		SDG	P1900838		P1900838		P1900838		P1900838		P1900838	
		Location	VP-9-30		VP-9-40		VP-9-40		VP-9-50		VP-9-60	
		Sample Date	2/13/2019		2/13/2019		2/13/2019		2/13/2019		2/13/2019	
		Sample ID	VP-9-100		VP-9-40		VP-9-200		VP-9-50		VP-9-60	
		QC Code	FD		FS		FD		FS		FS	
Method	**Parameter**	**Unit**	Result	Qualifier	Result	Qualifier	Result	Qualifier	Result	Qualifier	Result	Qualifier
TO-15	4-Methyl-2-pentanone	UG/M3	43	U	1700	U	1800	U	42	U	42	U
TO-15	Acetic acid, methyl ester	UG/M3	41	U	1600	U	1700	U	40	U	40	U
TO-15	Acetone	UG/M3	440	U	17000	U	18000	U	430	U	430	U
TO-15	Allyl chloride	UG/M3	43	U	1700	U	1800	U	42	U	42	U
TO-15	Benzene	UG/M3	43	U	1600	U	1700	U	41	U	41	U
TO-15	Bromodichloromethane	UG/M3	43	U	1700	U	1800	U	42	U	42	U
TO-15	Bromoform	UG/M3	43	U	1700	U	1800	U	42	U	42	U
TO-15	Bromomethane	UG/M3	41	U	1600	U	1700	U	40	U	40	U
TO-15	Carbon disulfide	UG/M3	90	U	3500	U	3700	U	87	U	87	U
TO-15	Carbon tetrachloride	UG/M3	8.2	U	320	U	330	U	8	U	7.9	U
TO-15	Chlorobenzene	UG/M3	43	U	1700	U	1800	U	42	U	42	U
TO-15	Chlorodifluoromethane	UG/M3	41	U	1600	U	1700	U	40	U	40	U
TO-15	Chloroethane	UG/M3	42	U	1600	U	1700	U	41	U	40	U
TO-15	Chloroform	UG/M3	71		500	J	650	J	22	J	24	J
TO-15	Chloromethane	UG/M3	41	U	1600	U	1700	U	40	U	40	U
TO-15	cis-1,2-Dichloroethene	UG/M3	590		49000		64000		750		430	
TO-15	cis-1,3-Dichloropropene	UG/M3	46	U	1800	U	1900	U	45	U	44	U
TO-15	Cyclohexane	UG/M3	82	U	3200	U	3300	U	80	U	79	U
TO-15	Dibromochloromethane	UG/M3	44	U	1700	U	1800	U	43	U	43	U
TO-15	Dichlorodifluoromethane	UG/M3	43	U	1600	U	1700	U	41	U	41	U
TO-15	Difluoroethane	UG/M3	41	U	1600	U	1700	U	69		26	J
TO-15	Ethylbenzene	UG/M3	43	U	1600	U	1700	U	41	U	41	U
TO-15	Freon 115	UG/M3	41	U	1600	U	1700	U	40	U	40	U
TO-15	Freon 123	UG/M3	41	U	1600	U	1700	U	40	U	40	U

TABLE 2
DATA USABILITY SUMMARY REPORT
SVI MONITORING – FEBRUARY 2019
LOCKHEED MARTIN CORPORATION
FORMER UNISYS FACILITY -- GREAT NECK
LAKE SUCCESS, NEW YORK

		SDG	P1900838		P1900838		P1900838		P1900838		P1900838	
		Location	VP-9-30		VP-9-40		VP-9-40		VP-9-50		VP-9-60	
		Sample Date	2/13/2019		2/13/2019		2/13/2019		2/13/2019		2/13/2019	
		Sample ID	VP-9-100		VP-9-40		VP-9-200		VP-9-50		VP-9-60	
		QC Code	FD		FS		FD		FS		FS	
Method	**Parameter**	**Unit**	Result	Qualifier	Result	Qualifier	Result	Qualifier	Result	Qualifier	Result	Qualifier
TO-15	Hexachlorobutadiene	UG/M3	43	U	1700	U	1800	U	42	U	42	U
TO-15	Hexane	UG/M3	44	U	390	J	1800	U	43	U	43	U
TO-15	Isopropylbenzene	UG/M3	43	U	350	J	1800	U	42	U	42	U
TO-15	Methyl cyclohexane	UG/M3	41	U	1600	U	1700	U	40	U	40	U
TO-15	Methyl Tertbutyl Ether	UG/M3	7	J	1700	U	1800	U	43	U	43	U
TO-15	Methylene chloride	UG/M3	44	U	1700	U	1800	U	43	U	43	U
TO-15	Styrene	UG/M3	43	U	1700	U	1800	U	42	U	42	U
TO-15	Tetrachloroethene	UG/M3	1200		25000		37000		1800		1800	
TO-15	Toluene	UG/M3	43	U	1700	U	1800	U	42	U	42	U
TO-15	trans-1,2-Dichloroethene	UG/M3	43	U	240	J	330	J	9.5	J	8.5	J
TO-15	trans-1,3-Dichloropropene	UG/M3	43	U	1700	U	1800	U	42	U	42	U
TO-15	Trichloroethene	UG/M3	6900		220000		290000		17000		16000	
TO-15	Trichlorofluoromethane	UG/M3	43	U	1700	U	1800	U	42	U	42	U
TO-15	Vinyl chloride	UG/M3	9	U	350	U	370	U	8.7	U	8.7	U
TO-15	Xylene, o	UG/M3	43	U	1700	U	1800	U	42	U	42	U
TO-15	Xylenes (m&p)	UG/M3	90	U	3500	U	3700	U	87	U	87	U

Notes:
FS = Field Sample
FD = Field Duplicate
UG/M3 = micrograms per cubic meter of air
U = Not detected J = Value is estimated

TABLE 2
DATA USABILITY SUMMARY REPORT
SVI MONITORING – FEBRUARY 2019
LOCKHEED MARTIN CORPORATION
FORMER UNISYS FACILITY -- GREAT NECK
LAKE SUCCESS, NEW YORK

		SDG	P1900838		P1900838		P1900838		P1900838		P1900838	
		Location	VP-NYSDEC-5-10		VP-NYSDEC-5-20		VP-NYSDEC-5-30		VP-NYSDEC-5-40		VP-NYSDEC-5-40	
		Sample Date	2/13/2019		2/13/2019		2/13/2019		2/13/2019		2/13/2019	
		Sample ID	VP-NYSDEC-5-10		VP-NYSDEC-5-20		VP-NYSDEC-5-30		VP-NYSDEC-5-100		VP-NYSDEC-5-40	
		QC Code	FS		FS		FS		FD		FS	
Method	**Parameter**	**Unit**	Result	Qualifier	Result	Qualifier	Result	Qualifier	Result	Qualifier	Result	Qualifier
TO-15	1,1,1-Trichloroethane	UG/M3	4	U	8.6	U	250	U	840	U	870	U
TO-15	1,1,2,2-Tetrachloroethane	UG/M3	4	U	8.4	U	240	U	820	U	850	U
TO-15	1,1,2-Trichloro-1,2,2-Trifluoroethane	UG/M3	1.3	J	88		21000		10000		10000	
TO-15	1,1,2-Trichloroethane	UG/M3	4	U	8.6	U	250	U	840	U	870	U
TO-15	1,1-Dichloroethane	UG/M3	3.9	U	8.3	U	240	U	810	U	840	U
TO-15	1,1-Dichloroethene	UG/M3	4	U	8.6	U	250	U	840	U	870	U
TO-15	1,2,4-Trichlorobenzene	UG/M3	4	U	8.4	U	240	U	820	U	850	U
TO-15	1,2,4-Trimethylbenzene	UG/M3	1.7	J	1.8	J	240	U	820	U	850	U
TO-15	1,2-Dibromo-3-chloropropane	UG/M3	3.9	U	8.3	U	240	U	810	U	840	U
TO-15	1,2-Dibromoethane	UG/M3	4	U	8.6	U	250	U	840	U	870	U
TO-15	1,2-Dichloro-1,1,2,2-tetrafluoroethane	UG/M3	3.8	U	8.1	U	230	U	790	U	820	U
TO-15	1,2-Dichlorobenzene	UG/M3	4	U	8.6	U	250	U	840	U	870	U
TO-15	1,2-Dichloroethane	UG/M3	4	U	8.4	U	240	U	820	U	850	U
TO-15	1,2-Dichloroethene (total)	UG/M3	4	U	20		260		2300		2300	
TO-15	1,2-Dichloropropane	UG/M3	4	U	8.6	U	250	U	840	U	870	U
TO-15	1,3,5-Trimethylbenzene	UG/M3	4	U	8.4	U	240	U	820	U	850	U
TO-15	1,3-Butadiene	UG/M3	3.9	U	8.3	U	240	U	810	U	840	U
TO-15	1,3-Dichlorobenzene	UG/M3	4	U	8.6	U	250	U	840	U	870	U
TO-15	1,4-Dichlorobenzene	UG/M3	4	U	8.6	U	250	U	840	U	870	U
TO-15	1,4-Dioxane	UG/M3	4	U	8.4	U	240	U	820	U	850	U
TO-15	2-Butanone	UG/M3	1.1	J	16	U	460	U	1600	U	1600	U
TO-15	2-Hexanone	UG/M3	4	U	8.6	U	250	U	840	U	870	U
TO-15	2-Propanol	UG/M3	16	U	33	U	970	U	3300	U	3400	U
TO-15	4-Ethyltoluene	UG/M3	4	U	8.4	U	240	U	820	U	850	U

TABLE 2
DATA USABILITY SUMMARY REPORT
SVI MONITORING – FEBRUARY 2019
LOCKHEED MARTIN CORPORATION
FORMER UNISYS FACILITY -- GREAT NECK
LAKE SUCCESS, NEW YORK

		SDG	P1900838		P1900838		P1900838		P1900838		P1900838	
		Location	VP-NYSDEC-5-10		VP-NYSDEC-5-20		VP-NYSDEC-5-30		VP-NYSDEC-5-40		VP-NYSDEC-5-40	
		Sample Date	2/13/2019		2/13/2019		2/13/2019		2/13/2019		2/13/2019	
		Sample ID	VP-NYSDEC-5-10		VP-NYSDEC-5-20		VP-NYSDEC-5-30		VP-NYSDEC-5-100		VP-NYSDEC-5-40	
		QC Code	FS		FS		FS		FD		FS	
Method	**Parameter**	**Unit**	Result	Qualifier	Result	Qualifier	Result	Qualifier	Result	Qualifier	Result	Qualifier
TO-15	4-Methyl-2-pentanone	UG/M3	0.92	J	8.4	U	240	U	820	U	850	U
TO-15	Acetic acid, methyl ester	UG/M3	3.7	U	8	U	230	U	780	U	810	U
TO-15	Acetone	UG/M3	40	U	86	U	2500	U	8400	U	8700	U
TO-15	Allyl chloride	UG/M3	4	U	8.4	U	240	U	820	U	850	U
TO-15	Benzene	UG/M3	0.64	J	8.3	U	240	U	810	U	840	U
TO-15	Bromodichloromethane	UG/M3	4	U	8.4	U	240	U	820	U	850	U
TO-15	Bromoform	UG/M3	4	U	8.4	U	240	U	820	U	850	U
TO-15	Bromomethane	UG/M3	3.7	U	8	U	230	U	780	U	810	U
TO-15	Carbon disulfide	UG/M3	8.2	U	17	U	510	U	1700	U	1800	U
TO-15	Carbon tetrachloride	UG/M3	0.75	U	4.1		46	U	160	U	160	U
TO-15	Chlorobenzene	UG/M3	4	U	8.4	U	240	U	820	U	850	U
TO-15	Chlorodifluoromethane	UG/M3	3.7	U	17		230	U	780	U	810	U
TO-15	Chloroethane	UG/M3	3.8	U	8.1	U	230	U	790	U	820	U
TO-15	Chloroform	UG/M3	2.8	J	9		190	J	840	U	870	U
TO-15	Chloromethane	UG/M3	3.7	U	8	U	230	U	780	U	810	U
TO-15	cis-1,2-Dichloroethene	UG/M3	4	U	20		260		2300		2300	
TO-15	cis-1,3-Dichloropropene	UG/M3	4.2	U	8.9	U	260	U	870	U	900	U
TO-15	Cyclohexane	UG/M3	7.5	U	16	U	460	U	1600	U	1600	U
TO-15	Dibromochloromethane	UG/M3	4	U	8.6	U	250	U	840	U	870	U
TO-15	Dichlorodifluoromethane	UG/M3	2.1	J	2.2	J	240	U	810	U	840	U
TO-15	Difluoroethane	UG/M3	62		120		230	U	780	U	810	U
TO-15	Ethylbenzene	UG/M3	3.9	U	8.3	U	240	U	810	U	840	U
TO-15	Freon 115	UG/M3	3.7	U	8	U	230	U	780	U	810	U
TO-15	Freon 123	UG/M3	3.7	U	8	U	230	U	780	U	810	U

TABLE 2
DATA USABILITY SUMMARY REPORT
SVI MONITORING – FEBRUARY 2019
LOCKHEED MARTIN CORPORATION
FORMER UNISYS FACILITY -- GREAT NECK
LAKE SUCCESS, NEW YORK

		SDG	P1900838		P1900838		P1900838		P1900838		P1900838	
		Location	VP-NYSDEC-5-10		VP-NYSDEC-5-20		VP-NYSDEC-5-30		VP-NYSDEC-5-40		VP-NYSDEC-5-40	
		Sample Date	2/13/2019		2/13/2019		2/13/2019		2/13/2019		2/13/2019	
		Sample ID	VP-NYSDEC-5-10		VP-NYSDEC-5-20		VP-NYSDEC-5-30		VP-NYSDEC-5-100		VP-NYSDEC-5-40	
		QC Code	FS		FS		FS		FD		FS	
Method	**Parameter**	**Unit**	Result	Qualifier	Result	Qualifier	Result	Qualifier	Result	Qualifier	Result	Qualifier
TO-15	Hexachlorobutadiene	UG/M3	4	U	8.4	U	240	U	820	U	850	U
TO-15	Hexane	UG/M3	4	U	8.6	U	250	U	840	U	870	U
TO-15	Isopropylbenzene	UG/M3	4	U	8.4	U	240	U	820	U	850	U
TO-15	Methyl cyclohexane	UG/M3	3.7	U	8	U	230	U	780	U	810	U
TO-15	Methyl Tertbutyl Ether	UG/M3	4	U	8.6	U	250	U	840	U	870	U
TO-15	Methylene chloride	UG/M3	4	U	8.6	U	250	U	840	U	870	U
TO-15	Styrene	UG/M3	4	U	8.4	U	240	U	820	U	850	U
TO-15	Tetrachloroethene	UG/M3	0.88	J	110		3700		9600		8500	
TO-15	Toluene	UG/M3	1.6	J	1.5	J	240	U	820	U	850	U
TO-15	trans-1,2-Dichloroethene	UG/M3	4	U	8.4	U	240	U	820	U	850	U
TO-15	trans-1,3-Dichloropropene	UG/M3	4	U	8.4	U	240	U	820	U	850	U
TO-15	Trichloroethene	UG/M3	43		1600		43000		120000		120000	
TO-15	Trichlorofluoromethane	UG/M3	1.5	J	2.1	J	43	J	820	U	850	U
TO-15	Vinyl chloride	UG/M3	0.82	U	1.7	U	51	U	170	U	180	U
TO-15	Xylene, o	UG/M3	0.79	J	8.4	U	240	U	820	U	850	U
TO-15	Xylenes (m&p)	UG/M3	2	J	2.3	J	510	U	1700	U	1800	U

Notes:
FS = Field Sample
FD = Field Duplicate
UG/M3 = micrograms per cubic meter of air
U = Not detected J = Value is estimated

TABLE 2
DATA USABILITY SUMMARY REPORT
SVI MONITORING – FEBRUARY 2019
LOCKHEED MARTIN CORPORATION
FORMER UNISYS FACILITY -- GREAT NECK
LAKE SUCCESS, NEW YORK

		SDG	P1900838		P1900838		P1900856		P1900856		P1900856	
		Location	VP-NYSDEC-5-5		VP-NYSDEC-5-50		FPM-20-5		FPM-20-9.4		VP-102-19.5	
		Sample Date	2/13/2019		2/13/2019		2/16/2019		2/16/2019		2/16/2019	
		Sample ID	VP-NYSDEC-5-5		VP-NYSDEC-5-50		FPM-20-5		FPM-20-9.4		VP-102-19.5	
		QC Code	FS		FS		FS		FS		FS	
Method	**Parameter**	**Unit**	Result	Qualifier	Result	Qualifier	Result	Qualifier	Result	Qualifier	Result	Qualifier
TO-15	1,1,1-Trichloroethane	UG/M3	2.3	U	2200	U	4.2	U	4.4	U	2.7	U
TO-15	1,1,2,2-Tetrachloroethane	UG/M3	2.3	U	2200	U	4.1	U	4.3	U	2.6	U
TO-15	1,1,2-Trichloro-1,2,2-Trifluoroethane	UG/M3	0.6	J	2200	U	4.1	U	4.3	U	0.65	J
TO-15	1,1,2-Trichloroethane	UG/M3	2.3	U	2200	U	4.2	U	4.4	U	2.7	U
TO-15	1,1-Dichloroethane	UG/M3	2.2	U	2100	U	4.1	U	4.3	U	2.6	U
TO-15	1,1-Dichloroethene	UG/M3	2.3	U	2200	U	4.2	U	4.4	U	2.7	U
TO-15	1,2,4-Trichlorobenzene	UG/M3	2.3	U	2200	U	4.1	U	4.3	U	2.6	U
TO-15	1,2,4-Trimethylbenzene	UG/M3	1.6	J	2200	U	2.1	J	1.4	J	1.1	J
TO-15	1,2-Dibromo-3-chloropropane	UG/M3	2.2	U	2100	U	4.1	U	4.3	U	2.6	U
TO-15	1,2-Dibromoethane	UG/M3	2.3	U	2200	U	4.2	U	4.4	U	2.7	U
TO-15	1,2-Dichloro-1,1,2,2-tetrafluoroethane	UG/M3	2.2	U	2100	U	4	U	4.2	U	2.5	U
TO-15	1,2-Dichlorobenzene	UG/M3	2.3	U	2200	U	4.2	U	4.4	U	2.7	U
TO-15	1,2-Dichloroethane	UG/M3	2.3	U	2200	U	4.1	U	4.3	U	2.6	U
TO-15	1,2-Dichloroethene (total)	UG/M3	2.3	U	450		4.1	U	4.3	U	2.6	U
TO-15	1,2-Dichloropropane	UG/M3	2.3	U	2200	U	4.2	U	4.4	U	2.7	U
TO-15	1,3,5-Trimethylbenzene	UG/M3	0.51	J	2200	U	0.66	J	4.3	U	2.6	U
TO-15	1,3-Butadiene	UG/M3	2.2	U	2100	U	4.1	U	4.3	U	2.6	U
TO-15	1,3-Dichlorobenzene	UG/M3	2.3	U	2200	U	4.2	U	4.4	U	2.7	U
TO-15	1,4-Dichlorobenzene	UG/M3	2.3	U	2200	U	4.2	U	4.4	U	2.7	U
TO-15	1,4-Dioxane	UG/M3	2.3	U	2200	U	4.1	U	4.3	U	2.6	U
TO-15	2-Butanone	UG/M3	0.71	J	4100	U	7.8	U	8.2	U	1.5	J
TO-15	2-Hexanone	UG/M3	2.3	U	2200	U	4.2	U	4.4	U	2.7	U
TO-15	2-Propanol	UG/M3	7.8	J	8700	U	45		17	U	99	
TO-15	4-Ethyltoluene	UG/M3	0.57	J	2200	U	4.1	U	4.3	U	2.6	U

TABLE 2
DATA USABILITY SUMMARY REPORT
SVI MONITORING – FEBRUARY 2019
LOCKHEED MARTIN CORPORATION
FORMER UNISYS FACILITY -- GREAT NECK
LAKE SUCCESS, NEW YORK

		SDG	P1900838		P1900838		P1900856		P1900856		P1900856	
		Location	VP-NYSDEC-5-5		VP-NYSDEC-5-50		FPM-20-5		FPM-20-9.4		VP-102-19.5	
		Sample Date	2/13/2019		2/13/2019		2/16/2019		2/16/2019		2/16/2019	
		Sample ID	VP-NYSDEC-5-5		VP-NYSDEC-5-50		FPM-20-5		FPM-20-9.4		VP-102-19.5	
		QC Code	FS		FS		FS		FS		FS	
Method	**Parameter**	**Unit**	Result	Qualifier	Result	Qualifier	Result	Qualifier	Result	Qualifier	Result	Qualifier
TO-15	4-Methyl-2-pentanone	UG/M3	0.47	J	2200	U	0.94	J	3.1	J	0.98	J
TO-15	Acetic acid, methyl ester	UG/M3	2.1	U	2100	U	3.9	U	4.1	U	2.5	U
TO-15	Acetone	UG/M3	12	J	22000	U	32	J	27	J	12	J
TO-15	Allyl chloride	UG/M3	2.3	U	2200	U	4.1	U	4.3	U	2.6	U
TO-15	Benzene	UG/M3	0.81	J	2100	U	0.75	J	4.3	U	0.56	J
TO-15	Bromodichloromethane	UG/M3	2.3	U	2200	U	4.1	U	4.3	U	2.6	U
TO-15	Bromoform	UG/M3	2.3	U	2200	U	4.1	U	4.3	U	2.6	U
TO-15	Bromomethane	UG/M3	2.1	U	2100	U	3.9	U	4.1	U	2.5	U
TO-15	Carbon disulfide	UG/M3	4.7	U	4500	U	8.6	U	9	U	5.5	U
TO-15	Carbon tetrachloride	UG/M3	0.41	J	410	U	0.78	U	0.82	U	0.41	J
TO-15	Chlorobenzene	UG/M3	2.3	U	2200	U	4.1	U	4.3	U	2.6	U
TO-15	Chlorodifluoromethane	UG/M3	1.2	J	2100	U	2.4	J	4.1	U	2	J
TO-15	Chloroethane	UG/M3	2.2	U	2100	U	4	U	4.2	U	2.5	U
TO-15	Chloroform	UG/M3	2.3	U	2200	U	4.2	U	2.3	J	2.7	U
TO-15	Chloromethane	UG/M3	0.82	J	2100	U	1	J	4.1	U	0.49	J
TO-15	cis-1,2-Dichloroethene	UG/M3	2.3	U	450	J	4.1	U	4.3	U	2.6	U
TO-15	cis-1,3-Dichloropropene	UG/M3	2.4	U	2300	U	4.4	U	4.6	U	2.8	U
TO-15	Cyclohexane	UG/M3	4.3	U	4100	U	7.8	U	8.2	U	5	U
TO-15	Dibromochloromethane	UG/M3	2.3	U	2200	U	4.2	U	4.4	U	2.7	U
TO-15	Dichlorodifluoromethane	UG/M3	2.3		2100	U	2.2	J	2.1	J	2	J
TO-15	Difluoroethane	UG/M3	160		2100	U	3.9	U	25		20	
TO-15	Ethylbenzene	UG/M3	0.41	J	2100	U	2.3	J	4.3	U	2.6	U
TO-15	Freon 115	UG/M3	2.1	U	2100	U	3.9	U	4.1	U	2.5	U
TO-15	Freon 123	UG/M3	2.1	U	2100	U	3.9	U	4.1	U	2.5	U

TABLE 2
DATA USABILITY SUMMARY REPORT
SVI MONITORING – FEBRUARY 2019
LOCKHEED MARTIN CORPORATION
FORMER UNISYS FACILITY -- GREAT NECK
LAKE SUCCESS, NEW YORK

		SDG	P1900838		P1900838		P1900856		P1900856		P1900856	
		Location	VP-NYSDEC-5-5		VP-NYSDEC-5-50		FPM-20-5		FPM-20-9.4		VP-102-19.5	
		Sample Date	2/13/2019		2/13/2019		2/16/2019		2/16/2019		2/16/2019	
		Sample ID	VP-NYSDEC-5-5		VP-NYSDEC-5-50		FPM-20-5		FPM-20-9.4		VP-102-19.5	
		QC Code	FS		FS		FS		FS		FS	
Method	**Parameter**	**Unit**	Result	Qualifier	Result	Qualifier	Result	Qualifier	Result	Qualifier	Result	Qualifier
TO-15	Hexachlorobutadiene	UG/M3	2.3	U	2200	U	4.1	U	4.3	U	2.6	U
TO-15	Hexane	UG/M3	0.88	J	2200	U	4.2	U	4.4	U	2.7	U
TO-15	Isopropylbenzene	UG/M3	2.3	U	2200	U	4.1	U	4.3	U	2.6	U
TO-15	Methyl cyclohexane	UG/M3	2.1	U	2100	U	3.9	U	4.1	U	2.5	U
TO-15	Methyl Tertbutyl Ether	UG/M3	2.3	U	2200	U	4.2	U	4.4	U	2.7	U
TO-15	Methylene chloride	UG/M3	2.3	U	2200	U	4.2	U	4.4	U	1.4	J
TO-15	Styrene	UG/M3	2.3	U	2200	U	4.1	U	4.3	U	2.6	U
TO-15	Tetrachloroethene	UG/M3	2.3	U	1100	J	4.1	U	2.3	J	1.5	J
TO-15	Toluene	UG/M3	1.8	J	2200	U	2.4	J	0.98	J	2.4	J
TO-15	trans-1,2-Dichloroethene	UG/M3	2.3	U	2200	U	4.1	U	4.3	U	2.6	U
TO-15	trans-1,3-Dichloropropene	UG/M3	2.3	U	2200	U	4.1	U	4.3	U	2.6	U
TO-15	Trichloroethene	UG/M3	150		340000		0.86	U	2.1		0.48	J
TO-15	Trichlorofluoromethane	UG/M3	1.5	J	2200	U	1.2	J	1.2	J	1.1	J
TO-15	Vinyl chloride	UG/M3	0.47	U	450	U	0.86	U	0.9	U	0.55	U
TO-15	Xylene, o	UG/M3	0.67	J	2200	U	2.5	J	0.64	J	0.6	J
TO-15	Xylenes (m&p)	UG/M3	1.7	J	4500	U	9		1.6	J	1.5	J

Notes:
FS = Field Sample
FD = Field Duplicate
UG/M3 = micrograms per cubic meter of air
U = Not detected J = Value is estimated

TABLE 2
DATA USABILITY SUMMARY REPORT
SVI MONITORING – FEBRUARY 2019
LOCKHEED MARTIN CORPORATION
FORMER UNISYS FACILITY -- GREAT NECK
LAKE SUCCESS, NEW YORK

		SDG	P1900856		P1900856		P1900856		P1900856		P1900856	
		Location	VP-102-4.5		VP-102-51.5		VP-102-57.5		VP-102-61.5		VP-102-73.5	
		Sample Date	2/16/2019		2/16/2019		2/16/2019		2/16/2019		2/16/2019	
		Sample ID	VP-102-4.5		VP-102-51.5		VP-102-57.5		VP-102-61.5		VP-102-73.5	
		QC Code	FS		FS		FS		FS		FS	
Method	**Parameter**	**Unit**	Result	Qualifier	Result	Qualifier	Result	Qualifier	Result	Qualifier	Result	Qualifier
TO-15	1,1,1-Trichloroethane	UG/M3	2.7	U	0.78	J	0.87	J	0.95	J	0.91	J
TO-15	1,1,2,2-Tetrachloroethane	UG/M3	2.7	U	2.2	U	1.7	U	2.6	U	2.6	U
TO-15	1,1,2-Trichloro-1,2,2-Trifluoroethane	UG/M3	0.55	J	8.6		9.3		8.8		7.2	
TO-15	1,1,2-Trichloroethane	UG/M3	2.7	U	2.3	U	1.7	U	2.6	U	2.7	U
TO-15	1,1-Dichloroethane	UG/M3	2.6	U	2.2	U	1.6	U	2.5	U	2.6	U
TO-15	1,1-Dichloroethene	UG/M3	2.7	U	2.3	U	1.7	U	2.6	U	2.7	U
TO-15	1,2,4-Trichlorobenzene	UG/M3	2.7	U	2.2	U	1.7	U	2.6	U	2.6	U
TO-15	1,2,4-Trimethylbenzene	UG/M3	1.3	J	1.2	J	1.2	J	1	J	0.98	J
TO-15	1,2-Dibromo-3-chloropropane	UG/M3	2.6	U	2.2	U	1.6	U	2.5	U	2.6	U
TO-15	1,2-Dibromoethane	UG/M3	2.7	U	2.3	U	1.7	U	2.6	U	2.7	U
TO-15	1,2-Dichloro-1,1,2,2-tetrafluoroethane	UG/M3	2.6	U	2.1	U	1.6	U	2.5	U	2.5	U
TO-15	1,2-Dichlorobenzene	UG/M3	2.7	U	2.3	U	1.7	U	2.6	U	2.7	U
TO-15	1,2-Dichloroethane	UG/M3	2.7	U	2.2	U	1.7	U	2.6	U	2.6	U
TO-15	1,2-Dichloroethene (total)	UG/M3	2.7	U	4.8		4.1		3.7		2.6	
TO-15	1,2-Dichloropropane	UG/M3	2.7	U	2.3	U	1.7	U	2.6	U	2.7	U
TO-15	1,3,5-Trimethylbenzene	UG/M3	2.7	U	2.2	U	0.3	J	2.6	U	2.6	U
TO-15	1,3-Butadiene	UG/M3	2.6	U	2.2	U	1.6	U	2.5	U	2.6	U
TO-15	1,3-Dichlorobenzene	UG/M3	2.7	U	2.3	U	1.7	U	2.6	U	2.7	U
TO-15	1,4-Dichlorobenzene	UG/M3	2.7	U	2.3	U	1.7	U	2.6	U	2.7	U
TO-15	1,4-Dioxane	UG/M3	2.7	U	2.2	U	1.7	U	2.6	U	2.6	U
TO-15	2-Butanone	UG/M3	1.4	J	1.3	J	0.79	J	0.67	J	1.2	J
TO-15	2-Hexanone	UG/M3	2.7	U	2.3	U	1.7	U	2.6	U	2.7	U
TO-15	2-Propanol	UG/M3	62		24		28		20		13	
TO-15	4-Ethyltoluene	UG/M3	2.7	U	2.2	U	0.27	J	2.6	U	2.6	U

Prepared by: WCG 3/12/19
Checked by:BBL 3/13/19

TABLE 2
DATA USABILITY SUMMARY REPORT
SVI MONITORING – FEBRUARY 2019
LOCKHEED MARTIN CORPORATION
FORMER UNISYS FACILITY -- GREAT NECK
LAKE SUCCESS, NEW YORK

		SDG	P1900856		P1900856		P1900856		P1900856		P1900856	
		Location	VP-102-4.5		VP-102-51.5		VP-102-57.5		VP-102-61.5		VP-102-73.5	
		Sample Date	2/16/2019		2/16/2019		2/16/2019		2/16/2019		2/16/2019	
		Sample ID	VP-102-4.5		VP-102-51.5		VP-102-57.5		VP-102-61.5		VP-102-73.5	
		QC Code	FS		FS		FS		FS		FS	
Method	**Parameter**	**Unit**	Result	Qualifier	Result	Qualifier	Result	Qualifier	Result	Qualifier	Result	Qualifier
TO-15	4-Methyl-2-pentanone	UG/M3	2.7	U	1.3	J	1.7		1.9	J	3	
TO-15	Acetic acid, methyl ester	UG/M3	2.5	U	2.1	U	1.6	U	2.4	U	2.5	U
TO-15	Acetone	UG/M3	33		11	J	11	J	8.2	J	6.9	J
TO-15	Allyl chloride	UG/M3	2.7	U	2.2	U	1.7	U	2.6	U	2.6	U
TO-15	Benzene	UG/M3	0.46	J	2.2	U	0.31	J	2.5	U	2.6	U
TO-15	Bromodichloromethane	UG/M3	2.7	U	2.2	U	0.35	J	2.6	U	2.6	U
TO-15	Bromoform	UG/M3	2.7	U	2.2	U	1.7	U	2.6	U	2.6	U
TO-15	Bromomethane	UG/M3	2.5	U	2.1	U	1.6	U	2.4	U	2.5	U
TO-15	Carbon disulfide	UG/M3	5.5	U	4.6	U	3.5	U	5.4	U	5.4	U
TO-15	Carbon tetrachloride	UG/M3	0.4	J	0.48		0.48		0.46	J	0.43	J
TO-15	Chlorobenzene	UG/M3	2.7	U	2.2	U	1.7	U	2.6	U	2.6	U
TO-15	Chlorodifluoromethane	UG/M3	2.8		1.5	J	1.6	U	2.4	U	2.5	U
TO-15	Chloroethane	UG/M3	2.6	U	2.1	U	1.6	U	2.5	U	2.5	U
TO-15	Chloroform	UG/M3	2.7	U	3.2		2.1		2.1	J	2.1	J
TO-15	Chloromethane	UG/M3	0.88	J	2.1	U	1.6	U	2.4	U	2.5	U
TO-15	cis-1,2-Dichloroethene	UG/M3	2.7	U	4.8		4.1		3.7		2.6	
TO-15	cis-1,3-Dichloropropene	UG/M3	2.8	U	2.4	U	1.8	U	2.7	U	2.8	U
TO-15	Cyclohexane	UG/M3	5	U	4.2	U	3.1	U	4.9	U	4.9	U
TO-15	Dibromochloromethane	UG/M3	2.7	U	2.3	U	1.7	U	2.6	U	2.7	U
TO-15	Dichlorodifluoromethane	UG/M3	2.2	J	2.2		2.2		2.2	J	2.2	J
TO-15	Difluoroethane	UG/M3	2.5	U	2.1	U	1.6	U	2.4	U	2.5	U
TO-15	Ethylbenzene	UG/M3	0.64	J	2.2	U	0.29	J	2.5	U	2.6	U
TO-15	Freon 115	UG/M3	2.5	U	2.1	U	1.6	U	2.4	U	2.5	U
TO-15	Freon 123	UG/M3	2.5	U	2.1	U	1.6	U	2.4	U	2.5	U

TABLE 2
DATA USABILITY SUMMARY REPORT
SVI MONITORING – FEBRUARY 2019
LOCKHEED MARTIN CORPORATION
FORMER UNISYS FACILITY -- GREAT NECK
LAKE SUCCESS, NEW YORK

		SDG	P1900856		P1900856		P1900856		P1900856		P1900856	
		Location	VP-102-4.5		VP-102-51.5		VP-102-57.5		VP-102-61.5		VP-102-73.5	
		Sample Date	2/16/2019		2/16/2019		2/16/2019		2/16/2019		2/16/2019	
		Sample ID	VP-102-4.5		VP-102-51.5		VP-102-57.5		VP-102-61.5		VP-102-73.5	
		QC Code	FS		FS		FS		FS		FS	
Method	**Parameter**	**Unit**	Result	Qualifier	Result	Qualifier	Result	Qualifier	Result	Qualifier	Result	Qualifier
TO-15	Hexachlorobutadiene	UG/M3	2.7	U	2.2	U	1.7	U	2.6	U	2.6	U
TO-15	Hexane	UG/M3	2.7	U	2.3	U	1.7	U	2.6	U	2.7	U
TO-15	Isopropylbenzene	UG/M3	2.7	U	2.2	U	1.7	U	2.6	U	2.6	U
TO-15	Methyl cyclohexane	UG/M3	2.5	U	2.1	U	1.6	U	2.4	U	2.5	U
TO-15	Methyl Tertbutyl Ether	UG/M3	2.7	U	2.3	U	1.7	U	2.6	U	2.7	U
TO-15	Methylene chloride	UG/M3	2.7	U	2.3	U	1.7	U	2.6	U	2.7	U
TO-15	Styrene	UG/M3	2.7	U	2.2	U	1.7	U	2.6	U	2.6	U
TO-15	Tetrachloroethene	UG/M3	2.1	J	240		240		240		210	
TO-15	Toluene	UG/M3	1.4	J	0.87	J	2.3		2	J	0.79	J
TO-15	trans-1,2-Dichloroethene	UG/M3	2.7	U	2.2	U	1.7	U	2.6	U	2.6	U
TO-15	trans-1,3-Dichloropropene	UG/M3	2.7	U	2.2	U	1.7	U	2.6	U	2.6	U
TO-15	Trichloroethene	UG/M3	1.7		360		350		350		300	
TO-15	Trichlorofluoromethane	UG/M3	1.1	J	1.9	J	2.4		2.3	J	1.9	J
TO-15	Vinyl chloride	UG/M3	0.55	U	0.46	U	0.35	U	0.54	U	0.54	U
TO-15	Xylene, o	UG/M3	0.9	J	0.48	J	0.52	J	0.46	J	0.39	J
TO-15	Xylenes (m&p)	UG/M3	2.7	J	1.2	J	1.2	J	1.1	J	0.97	J

Notes:
FS = Field Sample
FD = Field Duplicate
UG/M3 = micrograms per cubic meter of air
U = Not detected J = Value is estimated

TABLE 2
DATA USABILITY SUMMARY REPORT
SVI MONITORING – FEBRUARY 2019
LOCKHEED MARTIN CORPORATION
FORMER UNISYS FACILITY -- GREAT NECK
LAKE SUCCESS, NEW YORK

		SDG	P1900856		P1900856		P1900856		P1900856		P1900856	
		Location	VP-102-8.5		VP-103-10		VP-103-20		VP-103-30		VP-103-40	
		Sample Date	2/16/2019		2/16/2019		2/16/2019		2/16/2019		2/16/2019	
		Sample ID	VP-102-8.5		VP-103-10		VP-103-20		VP-103-30		VP-103-40	
		QC Code	FS		FS		FS		FS		FS	
Method	**Parameter**	**Unit**	Result	Qualifier	Result	Qualifier	Result	Qualifier	Result	Qualifier	Result	Qualifier
TO-15	1,1,1-Trichloroethane	UG/M3	2.7	U	2.4	U	2.1	U	0.41	J	0.46	J
TO-15	1,1,2,2-Tetrachloroethane	UG/M3	2.7	U	2.3	U	2.1	U	2.8	U	1.7	U
TO-15	1,1,2-Trichloro-1,2,2-Trifluoroethane	UG/M3	0.6	J	0.55	J	3		8.6		5.4	
TO-15	1,1,2-Trichloroethane	UG/M3	2.7	U	2.4	U	2.1	U	2.8	U	1.7	U
TO-15	1,1-Dichloroethane	UG/M3	2.6	U	2.3	U	2	U	2.7	U	1.7	U
TO-15	1,1-Dichloroethene	UG/M3	2.7	U	2.4	U	2.1	U	2.8	U	1.7	U
TO-15	1,2,4-Trichlorobenzene	UG/M3	2.7	U	2.3	U	2.1	U	2.8	U	1.7	U
TO-15	1,2,4-Trimethylbenzene	UG/M3	1.2	J	1.3	J	1.8	J	1.7	J	1.2	J
TO-15	1,2-Dibromo-3-chloropropane	UG/M3	2.6	U	2.3	U	2	U	2.7	U	1.7	U
TO-15	1,2-Dibromoethane	UG/M3	2.7	U	2.4	U	2.1	U	2.8	U	1.7	U
TO-15	1,2-Dichloro-1,1,2,2-tetrafluoroethane	UG/M3	2.6	U	2.2	U	2	U	2.7	U	1.6	U
TO-15	1,2-Dichlorobenzene	UG/M3	2.7	U	2.4	U	2.1	U	2.8	U	1.7	U
TO-15	1,2-Dichloroethane	UG/M3	2.7	U	2.3	U	2.1	U	2.8	U	1.7	U
TO-15	1,2-Dichloroethene (total)	UG/M3	2.7	U	2.3	U	0.41		2.3		2.5	
TO-15	1,2-Dichloropropane	UG/M3	2.7	U	2.4	U	2.1	U	2.8	U	1.7	U
TO-15	1,3,5-Trimethylbenzene	UG/M3	2.7	U	2.3	U	0.43	J	0.41	J	0.29	J
TO-15	1,3-Butadiene	UG/M3	2.6	U	2.3	U	2	U	2.7	U	1.7	U
TO-15	1,3-Dichlorobenzene	UG/M3	2.7	U	2.4	U	2.1	U	2.8	U	1.7	U
TO-15	1,4-Dichlorobenzene	UG/M3	2.7	U	2.4	U	2.1	U	2.8	U	1.7	U
TO-15	1,4-Dioxane	UG/M3	2.7	U	2.3	U	2.1	U	2.8	U	1.7	U
TO-15	2-Butanone	UG/M3	2.1	J	1.7	J	0.73	J	0.96	J	0.95	J
TO-15	2-Hexanone	UG/M3	0.44	J	0.31	J	2.1	U	2.8	U	1.7	U
TO-15	2-Propanol	UG/M3	11	U	9.2	U	2	J	1.7	J	6.7	U
TO-15	4-Ethyltoluene	UG/M3	2.7	U	2.3	U	0.38	J	2.8	U	1.7	U

TABLE 2
DATA USABILITY SUMMARY REPORT
SVI MONITORING – FEBRUARY 2019
LOCKHEED MARTIN CORPORATION
FORMER UNISYS FACILITY -- GREAT NECK
LAKE SUCCESS, NEW YORK

		SDG	P1900856		P1900856		P1900856		P1900856		P1900856	
		Location	VP-102-8.5		VP-103-10		VP-103-20		VP-103-30		VP-103-40	
		Sample Date	2/16/2019		2/16/2019		2/16/2019		2/16/2019		2/16/2019	
		Sample ID	VP-102-8.5		VP-103-10		VP-103-20		VP-103-30		VP-103-40	
		QC Code	FS		FS		FS		FS		FS	
Method	**Parameter**	**Unit**	Result	Qualifier	Result	Qualifier	Result	Qualifier	Result	Qualifier	Result	Qualifier
TO-15	4-Methyl-2-pentanone	UG/M3	2.7	U	0.53	J	0.5	J	0.38	J	0.38	J
TO-15	Acetic acid, methyl ester	UG/M3	2.5	U	2.2	U	2	U	2.6	U	1.6	U
TO-15	Acetone	UG/M3	8.6	J	24	U	7.6	J	28	U	17	U
TO-15	Allyl chloride	UG/M3	2.7	U	2.3	U	2.1	U	2.8	U	1.7	U
TO-15	Benzene	UG/M3	2.6	U	2.3	U	0.47	J	2.7	U	1.7	U
TO-15	Bromodichloromethane	UG/M3	2.7	U	2.3	U	2.1	U	2.8	U	0.37	J
TO-15	Bromoform	UG/M3	2.7	U	2.3	U	2.1	U	2.8	U	1.7	U
TO-15	Bromomethane	UG/M3	2.5	U	2.2	U	2	U	2.6	U	1.6	U
TO-15	Carbon disulfide	UG/M3	5.5	U	4.8	U	0.92	J	4	J	3.5	U
TO-15	Carbon tetrachloride	UG/M3	0.4	J	0.43	J	3.3		7.5		4.2	
TO-15	Chlorobenzene	UG/M3	2.7	U	2.3	U	2.1	U	2.8	U	1.7	U
TO-15	Chlorodifluoromethane	UG/M3	2.6		1.5	J	5.3		10		8.1	
TO-15	Chloroethane	UG/M3	2.6	U	2.2	U	2	U	2.7	U	1.6	U
TO-15	Chloroform	UG/M3	2.7	U	1.3	J	5		5.3		4.6	
TO-15	Chloromethane	UG/M3	0.51	J	2.2	U	2	U	2.6	U	1.6	U
TO-15	cis-1,2-Dichloroethene	UG/M3	2.7	U	2.3	U	0.41	J	2.3	J	2.5	
TO-15	cis-1,3-Dichloropropene	UG/M3	2.8	U	2.5	U	2.2	U	2.9	U	1.8	U
TO-15	Cyclohexane	UG/M3	5	U	4.4	U	3.9	U	5.3	U	3.2	U
TO-15	Dibromochloromethane	UG/M3	2.7	U	2.4	U	2.1	U	2.8	U	0.24	J
TO-15	Dichlorodifluoromethane	UG/M3	2.1	J	2.1	J	2.1		2.1	J	2.1	
TO-15	Difluoroethane	UG/M3	2.5	U	9.8		1.9	J	2.6	U	1.6	U
TO-15	Ethylbenzene	UG/M3	2.6	U	2.3	U	0.36	J	2.7	U	1.7	U
TO-15	Freon 115	UG/M3	2.5	U	2.2	U	2	U	2.6	U	1.6	U
TO-15	Freon 123	UG/M3	2.5	U	2.2	U	2	U	2.6	U	1.6	U

TABLE 2
DATA USABILITY SUMMARY REPORT
SVI MONITORING – FEBRUARY 2019
LOCKHEED MARTIN CORPORATION
FORMER UNISYS FACILITY -- GREAT NECK
LAKE SUCCESS, NEW YORK

		SDG	P1900856		P1900856		P1900856		P1900856		P1900856	
		Location	VP-102-8.5		VP-103-10		VP-103-20		VP-103-30		VP-103-40	
		Sample Date	2/16/2019		2/16/2019		2/16/2019		2/16/2019		2/16/2019	
		Sample ID	VP-102-8.5		VP-103-10		VP-103-20		VP-103-30		VP-103-40	
		QC Code	FS		FS		FS		FS		FS	
Method	**Parameter**	**Unit**	Result	Qualifier	Result	Qualifier	Result	Qualifier	Result	Qualifier	Result	Qualifier
TO-15	Hexachlorobutadiene	UG/M3	2.7	U	2.3	U	2.1	U	2.8	U	1.7	U
TO-15	Hexane	UG/M3	2.7	U	2.4	U	2.2		2.8	U	1.7	U
TO-15	Isopropylbenzene	UG/M3	2.7	U	2.3	U	2.1	U	2.8	U	1.7	U
TO-15	Methyl cyclohexane	UG/M3	2.5	U	2.2	U	2	U	2.6	U	1.6	U
TO-15	Methyl Tertbutyl Ether	UG/M3	2.7	U	2.4	U	2.1	U	2.8	U	1.7	U
TO-15	Methylene chloride	UG/M3	2.7	U	2.4	U	2.1	U	2.8	U	1.7	U
TO-15	Styrene	UG/M3	2.7	U	2.3	U	0.36	J	2.8	U	1.7	U
TO-15	Tetrachloroethene	UG/M3	2	J	0.88	J	68		150		180	
TO-15	Toluene	UG/M3	0.6	J	0.55	J	4.2		0.89	J	0.55	J
TO-15	trans-1,2-Dichloroethene	UG/M3	2.7	U	2.3	U	2.1	U	2.8	U	1.7	U
TO-15	trans-1,3-Dichloropropene	UG/M3	2.7	U	2.3	U	2.1	U	2.8	U	1.7	U
TO-15	Trichloroethene	UG/M3	1.4		1.7		160		310		310	
TO-15	Trichlorofluoromethane	UG/M3	1.1	J	1.2	J	1.8	J	2.5	J	2.5	
TO-15	Vinyl chloride	UG/M3	0.55	U	0.48	U	0.43	U	0.58	U	0.35	U
TO-15	Xylene, o	UG/M3	0.43	J	0.47	J	0.66	J	0.62	J	0.41	J
TO-15	Xylenes (m&p)	UG/M3	0.99	J	1.1	J	1.5	J	1.4	J	0.95	J

Notes:
FS = Field Sample
FD = Field Duplicate
UG/M3 = micrograms per cubic meter of air
U = Not detected J = Value is estimated

TABLE 2
DATA USABILITY SUMMARY REPORT
SVI MONITORING – FEBRUARY 2019
LOCKHEED MARTIN CORPORATION
FORMER UNISYS FACILITY -- GREAT NECK
LAKE SUCCESS, NEW YORK

		SDG	P1900856		P1900856		P1900856		P1900856		P1900856	
		Location	VP-103-5		VP-103-50		VP-103-61.5		VP-103-74.5		VP-104-10	
		Sample Date	2/16/2019		2/16/2019		2/16/2019		2/16/2019		2/15/2019	
		Sample ID	VP-103-5		VP-103-50		VP-103-61.5		VP-103-74.5		VP-104-10	
		QC Code	FS		FS		FS		FS		FS	
Method	**Parameter**	**Unit**	Result	Qualifier	Result	Qualifier	Result	Qualifier	Result	Qualifier	Result	Qualifier
TO-15	1,1,1-Trichloroethane	UG/M3	1.7	U	0.5	J	0.46	J	0.46	J	0.85	U
TO-15	1,1,2,2-Tetrachloroethane	UG/M3	1.7	U	1.7	U	1.7	U	1.3	U	0.84	U
TO-15	1,1,2-Trichloro-1,2,2-Trifluoroethane	UG/M3	0.53	J	4.2		3.8		3.6		0.77	J
TO-15	1,1,2-Trichloroethane	UG/M3	1.7	U	1.8	U	1.7	U	1.3	U	0.85	U
TO-15	1,1-Dichloroethane	UG/M3	1.7	U	1.7	U	1.6	U	1.2	U	0.82	U
TO-15	1,1-Dichloroethene	UG/M3	1.7	U	1.8	U	1.7	U	1.3	U	0.85	U
TO-15	1,2,4-Trichlorobenzene	UG/M3	1.7	U	1.7	U	1.7	U	1.3	U	0.22	J
TO-15	1,2,4-Trimethylbenzene	UG/M3	1.7	J	1.6	J	1.4	J	1.1	J	0.87	
TO-15	1,2-Dibromo-3-chloropropane	UG/M3	1.7	U	1.7	U	1.6	U	1.2	U	0.82	U
TO-15	1,2-Dibromoethane	UG/M3	1.7	U	1.8	U	1.7	U	1.3	U	0.85	U
TO-15	1,2-Dichloro-1,1,2,2-tetrafluoroethane	UG/M3	1.6	U	1.7	U	1.6	U	1.2	U	0.81	U
TO-15	1,2-Dichlorobenzene	UG/M3	1.7	U	1.8	U	1.7	U	1.3	U	0.85	U
TO-15	1,2-Dichloroethane	UG/M3	1.7	U	1.7	U	1.7	U	1.3	U	0.84	U
TO-15	1,2-Dichloroethene (total)	UG/M3	1.7	U	2.7		2.3		1.8		0.84	U
TO-15	1,2-Dichloropropane	UG/M3	1.7	U	1.8	U	1.7	U	1.3	U	0.85	U
TO-15	1,3,5-Trimethylbenzene	UG/M3	0.44	J	0.39	J	0.34	J	0.29	J	0.22	J
TO-15	1,3-Butadiene	UG/M3	1.7	U	1.7	U	1.6	U	1.2	U	0.82	U
TO-15	1,3-Dichlorobenzene	UG/M3	1.7	U	1.8	U	1.7	U	1.3	U	0.85	U
TO-15	1,4-Dichlorobenzene	UG/M3	1.7	U	1.8	U	1.7	U	1.3	U	0.24	J
TO-15	1,4-Dioxane	UG/M3	1.7	U	1.7	U	1.7	U	1.3	U	0.84	U
TO-15	2-Butanone	UG/M3	1.2	J	0.89	J	2.6	J	0.92	J	0.76	J
TO-15	2-Hexanone	UG/M3	0.25	J	1.8	U	0.45	J	1.3	U	0.16	J
TO-15	2-Propanol	UG/M3	69		6.9	U	1.9	J	0.97	J	4.6	
TO-15	4-Ethyltoluene	UG/M3	0.37	J	0.34	J	0.3	J	0.24	J	0.22	J

TABLE 2
DATA USABILITY SUMMARY REPORT
SVI MONITORING – FEBRUARY 2019
LOCKHEED MARTIN CORPORATION
FORMER UNISYS FACILITY -- GREAT NECK
LAKE SUCCESS, NEW YORK

		SDG	P1900856		P1900856		P1900856		P1900856		P1900856	
		Location	VP-103-5		VP-103-50		VP-103-61.5		VP-103-74.5		VP-104-10	
		Sample Date	2/16/2019		2/16/2019		2/16/2019		2/16/2019		2/15/2019	
		Sample ID	VP-103-5		VP-103-50		VP-103-61.5		VP-103-74.5		VP-104-10	
		QC Code	FS		FS		FS		FS		FS	
Method	**Parameter**	**Unit**	Result	Qualifier	Result	Qualifier	Result	Qualifier	Result	Qualifier	Result	Qualifier
TO-15	4-Methyl-2-pentanone	UG/M3	0.48	J	0.58	J	0.43	J	0.68	J	0.33	J
TO-15	Acetic acid, methyl ester	UG/M3	1.6	U	1.7	U	2.5		1.2	U	0.79	U
TO-15	Acetone	UG/M3	22		4.7	J	17	U	3.6	J	24	
TO-15	Allyl chloride	UG/M3	1.7	U	1.7	U	1.7	U	1.3	U	0.84	U
TO-15	Benzene	UG/M3	0.48	J	1.7	U	0.41	J	0.19	J	0.35	J
TO-15	Bromodichloromethane	UG/M3	1.7	U	0.4	J	0.36	J	0.35	J	0.84	U
TO-15	Bromoform	UG/M3	1.7	U	1.7	U	1.7	U	1.3	U	0.84	U
TO-15	Bromomethane	UG/M3	1.6	U	1.7	U	1.6	U	1.2	U	0.79	U
TO-15	Carbon disulfide	UG/M3	3.5	U	3.6	U	3.5	U	2.6	U	0.33	J
TO-15	Carbon tetrachloride	UG/M3	0.41		2.2		1.8		1.6		0.41	
TO-15	Chlorobenzene	UG/M3	1.7	U	1.7	U	1.7	U	1.3	U	0.84	U
TO-15	Chlorodifluoromethane	UG/M3	13		7.5		6.6		6.2		2	
TO-15	Chloroethane	UG/M3	1.6	U	1.7	U	1.6	U	1.2	U	0.81	U
TO-15	Chloroform	UG/M3	1.7	U	4		3.7		3.8		0.12	J
TO-15	Chloromethane	UG/M3	0.64	J	1.7	U	1.6	U	1.2	U	0.17	J
TO-15	cis-1,2-Dichloroethene	UG/M3	1.7	U	2.7		2.3		1.8		0.84	U
TO-15	cis-1,3-Dichloropropene	UG/M3	1.8	U	1.8	U	1.8	U	1.3	U	0.88	U
TO-15	Cyclohexane	UG/M3	3.2	U	3.3	U	3.1	U	2.4	U	1.6	U
TO-15	Dibromochloromethane	UG/M3	1.7	U	0.29	J	0.28	J	0.22	J	0.85	U
TO-15	Dichlorodifluoromethane	UG/M3	2.2		2.1		2.1		2.2		2.2	
TO-15	Difluoroethane	UG/M3	1.6	U	1.7	U	1.6	U	1.2	U	78	
TO-15	Ethylbenzene	UG/M3	0.34	J	0.29	J	0.32	J	0.26	J	0.36	J
TO-15	Freon 115	UG/M3	1.6	U	1.7	U	1.6	U	1.2	U	0.79	U
TO-15	Freon 123	UG/M3	1.6	U	1.7	U	1.6	U	1.2	U	0.79	U

TABLE 2
DATA USABILITY SUMMARY REPORT
SVI MONITORING – FEBRUARY 2019
LOCKHEED MARTIN CORPORATION
FORMER UNISYS FACILITY -- GREAT NECK
LAKE SUCCESS, NEW YORK

		SDG	P1900856		P1900856		P1900856		P1900856		P1900856	
		Location	VP-103-5		VP-103-50		VP-103-61.5		VP-103-74.5		VP-104-10	
		Sample Date	2/16/2019		2/16/2019		2/16/2019		2/16/2019		2/15/2019	
		Sample ID	VP-103-5		VP-103-50		VP-103-61.5		VP-103-74.5		VP-104-10	
		QC Code	FS		FS		FS		FS		FS	
Method	**Parameter**	**Unit**	Result	Qualifier	Result	Qualifier	Result	Qualifier	Result	Qualifier	Result	Qualifier
TO-15	Hexachlorobutadiene	UG/M3	1.7	U	1.7	U	1.7	U	1.3	U	0.84	U
TO-15	Hexane	UG/M3	1.7	U	1.8	U	0.35	J	1.3	U	0.19	J
TO-15	Isopropylbenzene	UG/M3	1.7	U	1.7	U	1.7	U	1.3	U	0.84	U
TO-15	Methyl cyclohexane	UG/M3	1.6	U	1.7	U	1.6	U	1.2	U	0.79	U
TO-15	Methyl Tertbutyl Ether	UG/M3	1.7	U	1.8	U	1.7	U	1.3	U	0.85	U
TO-15	Methylene chloride	UG/M3	1.7	U	1.8	U	1.7	U	1.3	U	0.47	J
TO-15	Styrene	UG/M3	0.31	J	1.7	U	0.41	J	0.25	J	0.57	J
TO-15	Tetrachloroethene	UG/M3	0.28	J	180		170		160		1.1	
TO-15	Toluene	UG/M3	0.92	J	0.76	J	2.9		0.89	J	1.2	
TO-15	trans-1,2-Dichloroethene	UG/M3	1.7	U	1.7	U	1.7	U	1.3	U	0.84	U
TO-15	trans-1,3-Dichloropropene	UG/M3	1.7	U	1.7	U	1.7	U	1.3	U	0.84	U
TO-15	Trichloroethene	UG/M3	0.93		320		280		270		0.47	
TO-15	Trichlorofluoromethane	UG/M3	1.2	J	2.3		2.1		2.1		1.2	
TO-15	Vinyl chloride	UG/M3	0.35	U	0.36	U	0.35	U	0.26	U	0.17	U
TO-15	Xylene, o	UG/M3	0.63	J	0.57	J	0.58	J	0.45	J	0.47	J
TO-15	Xylenes (m&p)	UG/M3	1.5	J	1.3	J	1.3	J	1.1	J	1.5	J

Notes:
FS = Field Sample
FD = Field Duplicate
UG/M3 = micrograms per cubic meter of air
U = Not detected J = Value is estimated

TABLE 2
DATA USABILITY SUMMARY REPORT
SVI MONITORING – FEBRUARY 2019
LOCKHEED MARTIN CORPORATION
FORMER UNISYS FACILITY -- GREAT NECK
LAKE SUCCESS, NEW YORK

		SDG	P1900856		P1900856		P1900856		P1900856		P1900856	
		Location	VP-104-19		VP-104-30		VP-104-40		VP-104-5		VP-104-50	
		Sample Date	2/15/2019		2/15/2019		2/15/2019		2/15/2019		2/15/2019	
		Sample ID	VP-104-19		VP-104-30		VP-104-40		VP-104-5		VP-104-50	
		QC Code	FS		FS		FS		FS		FS	
Method	**Parameter**	**Unit**	Result	Qualifier	Result	Qualifier	Result	Qualifier	Result	Qualifier	Result	Qualifier
TO-15	1,1,1-Trichloroethane	UG/M3	0.42	J	0.81	J	0.8	J	0.85	U	1	J
TO-15	1,1,2,2-Tetrachloroethane	UG/M3	0.85	U	5	U	5.5	U	0.83	U	4.8	U
TO-15	1,1,2-Trichloro-1,2,2-Trifluoroethane	UG/M3	45		62		58		0.74	J	62	
TO-15	1,1,2-Trichloroethane	UG/M3	0.86	U	5.1	U	5.7	U	0.85	U	4.9	U
TO-15	1,1-Dichloroethane	UG/M3	0.83	U	4.9	U	5.4	U	0.82	U	4.7	U
TO-15	1,1-Dichloroethene	UG/M3	0.21	J	5.1	U	5.7	U	0.85	U	4.9	U
TO-15	1,2,4-Trichlorobenzene	UG/M3	0.85	U	5	U	5.5	U	0.83	U	4.8	U
TO-15	1,2,4-Trimethylbenzene	UG/M3	0.85	U	0.72	J	5.5	U	1.6		4.8	U
TO-15	1,2-Dibromo-3-chloropropane	UG/M3	0.83	U	4.9	U	5.4	U	0.82	U	4.7	U
TO-15	1,2-Dibromoethane	UG/M3	0.86	U	5.1	U	5.7	U	0.85	U	4.9	U
TO-15	1,2-Dichloro-1,1,2,2-tetrafluoroethane	UG/M3	0.82	U	4.8	U	5.3	U	0.8	U	4.6	U
TO-15	1,2-Dichlorobenzene	UG/M3	0.86	U	5.1	U	5.7	U	0.85	U	4.9	U
TO-15	1,2-Dichloroethane	UG/M3	0.85	U	5	U	5.5	U	0.12	J	4.8	U
TO-15	1,2-Dichloroethene (total)	UG/M3	83		120		120		0.83	U	130	
TO-15	1,2-Dichloropropane	UG/M3	0.86	U	5.1	U	5.7	U	0.85	U	4.9	U
TO-15	1,3,5-Trimethylbenzene	UG/M3	0.85	U	5	U	5.5	U	0.45	J	4.8	U
TO-15	1,3-Butadiene	UG/M3	0.83	U	4.9	U	5.4	U	0.82	U	4.7	U
TO-15	1,3-Dichlorobenzene	UG/M3	0.86	U	5.1	U	5.7	U	0.85	U	4.9	U
TO-15	1,4-Dichlorobenzene	UG/M3	0.86	U	5.1	U	5.7	U	0.13	J	4.9	U
TO-15	1,4-Dioxane	UG/M3	0.85	U	5	U	5.5	U	0.83	U	4.8	U
TO-15	2-Butanone	UG/M3	0.4	J	4.2	J	10	U	1.4	J	9.1	U
TO-15	2-Hexanone	UG/M3	0.86	U	0.77	J	5.7	U	0.85	U	4.9	U
TO-15	2-Propanol	UG/M3	0.68	J	20	U	22	U	5.8		19	U
TO-15	4-Ethyltoluene	UG/M3	0.85	U	5	U	5.5	U	0.38	J	4.8	U

TABLE 2
DATA USABILITY SUMMARY REPORT
SVI MONITORING – FEBRUARY 2019
LOCKHEED MARTIN CORPORATION
FORMER UNISYS FACILITY -- GREAT NECK
LAKE SUCCESS, NEW YORK

		SDG	P1900856		P1900856		P1900856		P1900856		P1900856	
		Location	VP-104-19		VP-104-30		VP-104-40		VP-104-5		VP-104-50	
		Sample Date	2/15/2019		2/15/2019		2/15/2019		2/15/2019		2/15/2019	
		Sample ID	VP-104-19		VP-104-30		VP-104-40		VP-104-5		VP-104-50	
		QC Code	FS		FS		FS		FS		FS	
Method	**Parameter**	**Unit**	Result	Qualifier	Result	Qualifier	Result	Qualifier	Result	Qualifier	Result	Qualifier
TO-15	4-Methyl-2-pentanone	UG/M3	0.85	U	5	U	5.5	U	0.27	J	4.8	U
TO-15	Acetic acid, methyl ester	UG/M3	0.8	U	4.8	U	5.2	U	0.79	U	4.5	U
TO-15	Acetone	UG/M3	4.5	J	51	U	57	U	11		49	U
TO-15	Allyl chloride	UG/M3	0.85	U	5	U	5.5	U	0.83	U	4.8	U
TO-15	Benzene	UG/M3	0.17	J	4.9	U	5.4	U	0.55	J	4.7	U
TO-15	Bromodichloromethane	UG/M3	0.85	U	5	U	5.5	U	0.83	U	4.8	U
TO-15	Bromoform	UG/M3	0.85	U	5	U	5.5	U	0.83	U	4.8	U
TO-15	Bromomethane	UG/M3	0.8	U	4.8	U	5.2	U	0.79	U	4.5	U
TO-15	Carbon disulfide	UG/M3	1.8	U	10	U	12	U	0.67	J	10	U
TO-15	Carbon tetrachloride	UG/M3	0.31		0.95	U	1	U	0.43		0.91	U
TO-15	Chlorobenzene	UG/M3	0.85	U	5	U	5.5	U	0.83	U	4.8	U
TO-15	Chlorodifluoromethane	UG/M3	68		120		110		2.1		130	
TO-15	Chloroethane	UG/M3	0.82	U	4.8	U	5.3	U	0.8	U	4.6	U
TO-15	Chloroform	UG/M3	18		26		25		0.12	J	31	
TO-15	Chloromethane	UG/M3	0.8	U	4.8	U	5.2	U	0.38	J	4.5	U
TO-15	cis-1,2-Dichloroethene	UG/M3	81		120		110		0.83	U	130	
TO-15	cis-1,3-Dichloropropene	UG/M3	0.9	U	5.3	U	5.9	U	0.88	U	5.1	U
TO-15	Cyclohexane	UG/M3	1.6	U	9.5	U	10	U	0.26	J	9.1	U
TO-15	Dibromochloromethane	UG/M3	0.86	U	5.1	U	5.7	U	0.85	U	4.9	U
TO-15	Dichlorodifluoromethane	UG/M3	2.3		2.6	J	2.4	J	2.2		2.4	J
TO-15	Difluoroethane	UG/M3	12		15		13		120		5.5	
TO-15	Ethylbenzene	UG/M3	0.83	U	4.9	U	5.4	U	0.56	J	4.7	U
TO-15	Freon 115	UG/M3	0.8	U	4.8	U	5.2	U	0.79	U	4.5	U
TO-15	Freon 123	UG/M3	0.8	U	4.8	U	5.2	U	0.79	U	4.5	U

TABLE 2
DATA USABILITY SUMMARY REPORT
SVI MONITORING – FEBRUARY 2019
LOCKHEED MARTIN CORPORATION
FORMER UNISYS FACILITY -- GREAT NECK
LAKE SUCCESS, NEW YORK

		SDG	P1900856		P1900856		P1900856		P1900856		P1900856	
		Location	VP-104-19		VP-104-30		VP-104-40		VP-104-5		VP-104-50	
		Sample Date	2/15/2019		2/15/2019		2/15/2019		2/15/2019		2/15/2019	
		Sample ID	VP-104-19		VP-104-30		VP-104-40		VP-104-5		VP-104-50	
		QC Code	FS		FS		FS		FS		FS	
Method	**Parameter**	**Unit**	Result	Qualifier	Result	Qualifier	Result	Qualifier	Result	Qualifier	Result	Qualifier
TO-15	Hexachlorobutadiene	UG/M3	0.85	U	5	U	5.5	U	0.83	U	4.8	U
TO-15	Hexane	UG/M3	0.3	J	5.1	U	5.7	U	0.4	J	4.9	U
TO-15	Isopropylbenzene	UG/M3	0.85	U	5	U	5.5	U	0.83	U	4.8	U
TO-15	Methyl cyclohexane	UG/M3	0.8	U	4.8	U	5.2	U	0.79	U	4.5	U
TO-15	Methyl Tertbutyl Ether	UG/M3	0.86	U	5.1	U	5.7	U	0.85	U	4.9	U
TO-15	Methylene chloride	UG/M3	0.36	J	5.1	U	5.7	U	0.57	J	4.9	U
TO-15	Styrene	UG/M3	0.85	U	5	U	5.5	U	0.35	J	4.8	U
TO-15	Tetrachloroethene	UG/M3	6.4		420		390		0.59	J	470	
TO-15	Toluene	UG/M3	0.11	J	1.1	J	0.84	J	2.5		1	J
TO-15	trans-1,2-Dichloroethene	UG/M3	1.6		2.2	J	2	J	0.83	U	2.2	J
TO-15	trans-1,3-Dichloropropene	UG/M3	0.85	U	5	U	5.5	U	0.83	U	4.8	U
TO-15	Trichloroethene	UG/M3	150		800		780		0.59		890	
TO-15	Trichlorofluoromethane	UG/M3	9.3		10		9.7		1.2		11	
TO-15	Vinyl chloride	UG/M3	0.18	U	1	U	1.2	U	0.17	U	1	U
TO-15	Xylene, o	UG/M3	0.85	U	5	U	5.5	U	0.71	J	4.8	U
TO-15	Xylenes (m&p)	UG/M3	1.8	U	10	U	12	U	2		10	U

Notes:
FS = Field Sample
FD = Field Duplicate
UG/M3 = micrograms per cubic meter of air
U = Not detected J = Value is estimated

TABLE 2
DATA USABILITY SUMMARY REPORT
SVI MONITORING – FEBRUARY 2019
LOCKHEED MARTIN CORPORATION
FORMER UNISYS FACILITY -- GREAT NECK
LAKE SUCCESS, NEW YORK

		SDG	P1900856		P1900856		P1900856		P1900856		P1900856	
		Location	VP-104-62		VP-104-73		VP-107-13		VP-107-20		VP-107-33.5	
		Sample Date	2/15/2019		2/15/2019		2/15/2019		2/15/2019		2/15/2019	
		Sample ID	VP-104-62		VP-104-73		VP-107-13		VP-107-20		VP-107-33.5	
		QC Code	FS		FS		FS		FS		FS	
Method	**Parameter**	**Unit**	Result	Qualifier	Result	Qualifier	Result	Qualifier	Result	Qualifier	Result	Qualifier
TO-15	1,1,1-Trichloroethane	UG/M3	1.1	J	1.3	J	1.2	U	1700	U	1100	U
TO-15	1,1,2,2-Tetrachloroethane	UG/M3	5.2	U	5.1	U	1.2	U	1700	U	1100	U
TO-15	1,1,2-Trichloro-1,2,2-Trifluoroethane	UG/M3	61		61		0.55	J	4600		1300	
TO-15	1,1,2-Trichloroethane	UG/M3	5.3	U	5.2	U	1.2	U	1700	U	1100	U
TO-15	1,1-Dichloroethane	UG/M3	5.1	U	5	U	1.2	U	1700	U	1100	U
TO-15	1,1-Dichloroethene	UG/M3	5.3	U	5.2	U	1.2	U	1700	U	1100	U
TO-15	1,2,4-Trichlorobenzene	UG/M3	5.2	U	5.1	U	1.2	U	1700	U	1100	U
TO-15	1,2,4-Trimethylbenzene	UG/M3	0.98	J	5.1	U	1.2		1700	U	1100	U
TO-15	1,2-Dibromo-3-chloropropane	UG/M3	5.1	U	5	U	1.2	U	1700	U	1100	U
TO-15	1,2-Dibromoethane	UG/M3	5.3	U	5.2	U	1.2	U	1700	U	1100	U
TO-15	1,2-Dichloro-1,1,2,2-tetrafluoroethane	UG/M3	5	U	4.9	U	1.1	U	1600	U	1100	U
TO-15	1,2-Dichlorobenzene	UG/M3	5.3	U	5.2	U	1.2	U	1700	U	1100	U
TO-15	1,2-Dichloroethane	UG/M3	5.2	U	5.1	U	1.2	U	1700	U	1100	U
TO-15	1,2-Dichloroethene (total)	UG/M3	110		77		1.2	U	820		560	
TO-15	1,2-Dichloropropane	UG/M3	5.3	U	5.2	U	1.2	U	1700	U	1100	U
TO-15	1,3,5-Trimethylbenzene	UG/M3	5.2	U	5.1	U	0.3	J	1700	U	1100	U
TO-15	1,3-Butadiene	UG/M3	5.1	U	5	U	1.2	U	1700	U	1100	U
TO-15	1,3-Dichlorobenzene	UG/M3	5.3	U	5.2	U	1.2	U	1700	U	1100	U
TO-15	1,4-Dichlorobenzene	UG/M3	0.97	J	5.2	U	1.2	U	1700	U	1100	U
TO-15	1,4-Dioxane	UG/M3	5.2	U	5.1	U	1.2	U	1700	U	1100	U
TO-15	2-Butanone	UG/M3	1.5	J	9.6	U	1	J	3200	U	2100	U
TO-15	2-Hexanone	UG/M3	5.3	U	5.2	U	0.16	J	1700	U	1100	U
TO-15	2-Propanol	UG/M3	21	U	20	U	1.7	J	6700	U	4300	U
TO-15	4-Ethyltoluene	UG/M3	5.2	U	5.1	U	0.33	J	1700	U	1100	U

TABLE 2
DATA USABILITY SUMMARY REPORT
SVI MONITORING – FEBRUARY 2019
LOCKHEED MARTIN CORPORATION
FORMER UNISYS FACILITY -- GREAT NECK
LAKE SUCCESS, NEW YORK

		SDG	P1900856		P1900856		P1900856		P1900856		P1900856	
		Location	VP-104-62		VP-104-73		VP-107-13		VP-107-20		VP-107-33.5	
		Sample Date	2/15/2019		2/15/2019		2/15/2019		2/15/2019		2/15/2019	
		Sample ID	VP-104-62		VP-104-73		VP-107-13		VP-107-20		VP-107-33.5	
		QC Code	FS		FS		FS		FS		FS	
Method	**Parameter**	**Unit**	Result	Qualifier	Result	Qualifier	Result	Qualifier	Result	Qualifier	Result	Qualifier
TO-15	4-Methyl-2-pentanone	UG/M3	5.2	U	5.1	U	1.2	U	1700	U	1100	U
TO-15	Acetic acid, methyl ester	UG/M3	4.9	U	4.8	U	1.1	U	1600	U	1000	U
TO-15	Acetone	UG/M3	53	U	52	U	7.1	J	17000	U	11000	U
TO-15	Allyl chloride	UG/M3	5.2	U	5.1	U	1.2	U	1700	U	1100	U
TO-15	Benzene	UG/M3	5.1	U	5	U	0.48	J	1700	U	1100	U
TO-15	Bromodichloromethane	UG/M3	5.2	U	5.1	U	1.2	U	1700	U	1100	U
TO-15	Bromoform	UG/M3	5.2	U	5.1	U	1.2	U	1700	U	1100	U
TO-15	Bromomethane	UG/M3	4.9	U	4.8	U	1.1	U	1600	U	1000	U
TO-15	Carbon disulfide	UG/M3	11	U	11	U	2.4	U	3500	U	2300	U
TO-15	Carbon tetrachloride	UG/M3	0.99	U	0.96	U	0.42		320	U	210	U
TO-15	Chlorobenzene	UG/M3	5.2	U	5.1	U	1.2	U	1700	U	1100	U
TO-15	Chlorodifluoromethane	UG/M3	130		140		0.79	J	1600	U	1000	U
TO-15	Chloroethane	UG/M3	5	U	4.9	U	1.1	U	1600	U	1100	U
TO-15	Chloroform	UG/M3	34		36		1.2	U	1700	U	1100	U
TO-15	Chloromethane	UG/M3	4.9	U	4.8	U	0.47	J	1600	U	1000	U
TO-15	cis-1,2-Dichloroethene	UG/M3	110		76		1.2	U	820	J	560	J
TO-15	cis-1,3-Dichloropropene	UG/M3	5.5	U	5.4	U	1.2	U	1800	U	1200	U
TO-15	Cyclohexane	UG/M3	9.9	U	9.6	U	2.2	U	3200	U	2100	U
TO-15	Dibromochloromethane	UG/M3	5.3	U	5.2	U	1.2	U	1700	U	1100	U
TO-15	Dichlorodifluoromethane	UG/M3	2.5	J	2.5	J	2.3		1700	U	1100	U
TO-15	Difluoroethane	UG/M3	4.9	U	4.8	U	1.8		1600	U	1000	U
TO-15	Ethylbenzene	UG/M3	5.1	U	5	U	0.44	J	1700	U	1100	U
TO-15	Freon 115	UG/M3	4.9	U	4.8	U	1.1	U	1600	U	1000	U
TO-15	Freon 123	UG/M3	4.9	U	4.8	U	1.1	U	1600	U	1000	U

TABLE 2
DATA USABILITY SUMMARY REPORT
SVI MONITORING – FEBRUARY 2019
LOCKHEED MARTIN CORPORATION
FORMER UNISYS FACILITY -- GREAT NECK
LAKE SUCCESS, NEW YORK

		SDG	P1900856		P1900856		P1900856		P1900856		P1900856	
		Location	VP-104-62		VP-104-73		VP-107-13		VP-107-20		VP-107-33.5	
		Sample Date	2/15/2019		2/15/2019		2/15/2019		2/15/2019		2/15/2019	
		Sample ID	VP-104-62		VP-104-73		VP-107-13		VP-107-20		VP-107-33.5	
		QC Code	FS		FS		FS		FS		FS	
Method	**Parameter**	**Unit**	Result	Qualifier	Result	Qualifier	Result	Qualifier	Result	Qualifier	Result	Qualifier
TO-15	Hexachlorobutadiene	UG/M3	5.2	U	5.1	U	1.2	U	1700	U	1100	U
TO-15	Hexane	UG/M3	5.3	U	5.2	U	0.29	J	1700	U	1100	U
TO-15	Isopropylbenzene	UG/M3	5.2	U	5.1	U	1.2	U	1700	U	1100	U
TO-15	Methyl cyclohexane	UG/M3	4.9	U	4.8	U	1.1	U	1600	U	1000	U
TO-15	Methyl Tertbutyl Ether	UG/M3	5.3	U	5.2	U	1.2	U	1700	U	1100	U
TO-15	Methylene chloride	UG/M3	5.3	U	5.2	U	0.36	J	1700	U	1100	U
TO-15	Styrene	UG/M3	5.2	U	5.1	U	0.36	J	1700	U	1100	U
TO-15	Tetrachloroethene	UG/M3	480		430		0.41	J	1800		1300	
TO-15	Toluene	UG/M3	1.1	J	0.76	J	1.7		1700	U	1100	U
TO-15	trans-1,2-Dichloroethene	UG/M3	1.6	J	1.1	J	1.2	U	1700	U	1100	U
TO-15	trans-1,3-Dichloropropene	UG/M3	5.2	U	5.1	U	1.2	U	1700	U	1100	U
TO-15	Trichloroethene	UG/M3	910		820		2.9		310000		190000	
TO-15	Trichlorofluoromethane	UG/M3	12		12		1.2		290	J	1100	U
TO-15	Vinyl chloride	UG/M3	1.1	U	1.1	U	0.24	U	350	U	230	U
TO-15	Xylene, o	UG/M3	5.2	U	5.1	U	0.64	J	1700	U	1100	U
TO-15	Xylenes (m&p)	UG/M3	11	U	11	U	1.8	J	3500	U	2300	U

Notes:
FS = Field Sample
FD = Field Duplicate
UG/M3 = micrograms per cubic meter of air
U = Not detected J = Value is estimated

TABLE 2
DATA USABILITY SUMMARY REPORT
SVI MONITORING – FEBRUARY 2019
LOCKHEED MARTIN CORPORATION
FORMER UNISYS FACILITY -- GREAT NECK
LAKE SUCCESS, NEW YORK

		SDG	P1900856		P1900856		P1900856		P1900856		P1900856	
		Location	VP-107-33.5		VP-107-44		VP-107-44		VP-107-5		VP-107-60	
		Sample Date	2/15/2019		2/15/2019		2/15/2019		2/15/2019		2/15/2019	
		Sample ID	VP-107-100		VP-107-44		VP-107-200		VP-107-5		VP-107-60	
		QC Code	FD		FS		FD		FS		FS	
Method	**Parameter**	**Unit**	Result	Qualifier	Result	Qualifier	Result	Qualifier	Result	Qualifier	Result	Qualifier
TO-15	1,1,1-Trichloroethane	UG/M3	1300	U	160	U	150	U	1.2	U	29	U
TO-15	1,1,2,2-Tetrachloroethane	UG/M3	1300	U	160	U	140	U	1.2	U	28	U
TO-15	1,1,2-Trichloro-1,2,2-Trifluoroethane	UG/M3	1300		160		160		0.54	J	97	
TO-15	1,1,2-Trichloroethane	UG/M3	1300	U	160	U	150	U	1.2	U	4.1	J
TO-15	1,1-Dichloroethane	UG/M3	1200	U	160	U	140	U	1.2	U	27	U
TO-15	1,1-Dichloroethene	UG/M3	1300	U	160	U	150	U	1.2	U	29	U
TO-15	1,2,4-Trichlorobenzene	UG/M3	1300	U	160	U	140	U	1.2	U	28	U
TO-15	1,2,4-Trimethylbenzene	UG/M3	1300	U	160	U	140	U	1.3		28	U
TO-15	1,2-Dibromo-3-chloropropane	UG/M3	1200	U	160	U	140	U	1.2	U	27	U
TO-15	1,2-Dibromoethane	UG/M3	1300	U	160	U	150	U	1.2	U	29	U
TO-15	1,2-Dichloro-1,1,2,2-tetrafluoroethane	UG/M3	1200	U	150	U	140	U	1.2	U	27	U
TO-15	1,2-Dichlorobenzene	UG/M3	1300	U	160	U	150	U	1.2	U	29	U
TO-15	1,2-Dichloroethane	UG/M3	1300	U	160	U	140	U	1.2	U	28	U
TO-15	1,2-Dichloroethene (total)	UG/M3	620		290		280		1.2	U	240	
TO-15	1,2-Dichloropropane	UG/M3	1300	U	160	U	150	U	1.2	U	29	U
TO-15	1,3,5-Trimethylbenzene	UG/M3	1300	U	160	U	140	U	0.33	J	28	U
TO-15	1,3-Butadiene	UG/M3	1200	U	160	U	140	U	1.2	U	27	U
TO-15	1,3-Dichlorobenzene	UG/M3	1300	U	160	U	150	U	1.2	U	29	U
TO-15	1,4-Dichlorobenzene	UG/M3	1300	U	160	U	150	U	1.2	U	29	U
TO-15	1,4-Dioxane	UG/M3	1300	U	160	U	140	U	1.2	U	28	U
TO-15	2-Butanone	UG/M3	2400	U	300	U	270	U	2	J	53	U
TO-15	2-Hexanone	UG/M3	1300	U	160	U	150	U	1.2	U	29	U
TO-15	2-Propanol	UG/M3	5000	U	630	U	570	U	4.8		110	U
TO-15	4-Ethyltoluene	UG/M3	1300	U	160	U	140	U	0.27	J	28	U

Prepared by: WCG 3/12/19
Checked by:BBL 3/13/19

TABLE 2
DATA USABILITY SUMMARY REPORT
SVI MONITORING – FEBRUARY 2019
LOCKHEED MARTIN CORPORATION
FORMER UNISYS FACILITY -- GREAT NECK
LAKE SUCCESS, NEW YORK

		SDG	P1900856		P1900856		P1900856		P1900856		P1900856	
		Location	VP-107-33.5		VP-107-44		VP-107-44		VP-107-5		VP-107-60	
		Sample Date	2/15/2019		2/15/2019		2/15/2019		2/15/2019		2/15/2019	
		Sample ID	VP-107-100		VP-107-44		VP-107-200		VP-107-5		VP-107-60	
		QC Code	FD		FS		FD		FS		FS	
Method	**Parameter**	**Unit**	Result	Qualifier	Result	Qualifier	Result	Qualifier	Result	Qualifier	Result	Qualifier
TO-15	4-Methyl-2-pentanone	UG/M3	1300	U	160	U	140	U	0.19	J	28	U
TO-15	Acetic acid, methyl ester	UG/M3	1200	U	150	U	140	U	0.91	J	26	U
TO-15	Acetone	UG/M3	13000	U	1600	U	1500	U	15		290	U
TO-15	Allyl chloride	UG/M3	1300	U	160	U	140	U	1.2	U	28	U
TO-15	Benzene	UG/M3	1200	U	160	U	140	U	0.42	J	27	U
TO-15	Bromodichloromethane	UG/M3	1300	U	160	U	140	U	1.2	U	28	U
TO-15	Bromoform	UG/M3	1300	U	160	U	140	U	1.2	U	28	U
TO-15	Bromomethane	UG/M3	1200	U	150	U	140	U	1.1	U	26	U
TO-15	Carbon disulfide	UG/M3	2600	U	330	U	300	U	2.5	U	58	U
TO-15	Carbon tetrachloride	UG/M3	240	U	30	U	27	U	0.42		5.3	U
TO-15	Chlorobenzene	UG/M3	1300	U	160	U	140	U	1.2	U	28	U
TO-15	Chlorodifluoromethane	UG/M3	1200	U	130	J	120	J	0.76	J	140	
TO-15	Chloroethane	UG/M3	1200	U	150	U	140	U	1.2	U	27	U
TO-15	Chloroform	UG/M3	1300	U	47	J	45	J	1.2	U	41	
TO-15	Chloromethane	UG/M3	1200	U	150	U	140	U	0.46	J	26	U
TO-15	cis-1,2-Dichloroethene	UG/M3	620	J	290		280		1.2	U	240	
TO-15	cis-1,3-Dichloropropene	UG/M3	1300	U	170	U	150	U	1.3	U	30	U
TO-15	Cyclohexane	UG/M3	2400	U	300	U	270	U	2.3	U	53	U
TO-15	Dibromochloromethane	UG/M3	1300	U	160	U	150	U	1.2	U	29	U
TO-15	Dichlorodifluoromethane	UG/M3	1200	U	160	U	140	U	2.3		27	U
TO-15	Difluoroethane	UG/M3	1200	U	150	U	140	U	1.9		26	U
TO-15	Ethylbenzene	UG/M3	1200	U	160	U	140	U	0.44	J	27	U
TO-15	Freon 115	UG/M3	1200	U	150	U	140	U	1.1	U	26	U
TO-15	Freon 123	UG/M3	1200	U	150	U	140	U	1.1	U	26	U

TABLE 2
DATA USABILITY SUMMARY REPORT
SVI MONITORING – FEBRUARY 2019
LOCKHEED MARTIN CORPORATION
FORMER UNISYS FACILITY -- GREAT NECK
LAKE SUCCESS, NEW YORK

		SDG	P1900856		P1900856		P1900856		P1900856		P1900856	
		Location	VP-107-33.5		VP-107-44		VP-107-44		VP-107-5		VP-107-60	
		Sample Date	2/15/2019		2/15/2019		2/15/2019		2/15/2019		2/15/2019	
		Sample ID	VP-107-100		VP-107-44		VP-107-200		VP-107-5		VP-107-60	
		QC Code	FD		FS		FD		FS		FS	
Method	**Parameter**	**Unit**	Result	Qualifier	Result	Qualifier	Result	Qualifier	Result	Qualifier	Result	Qualifier
TO-15	Hexachlorobutadiene	UG/M3	1300	U	160	U	140	U	1.2	U	28	U
TO-15	Hexane	UG/M3	1300	U	160	U	150	U	0.27	J	29	U
TO-15	Isopropylbenzene	UG/M3	1300	U	160	U	140	U	1.2	U	28	U
TO-15	Methyl cyclohexane	UG/M3	1200	U	150	U	140	U	1.1	U	26	U
TO-15	Methyl Tertbutyl Ether	UG/M3	1300	U	160	U	150	U	1.2	U	29	U
TO-15	Methylene chloride	UG/M3	1300	U	160	U	150	U	1.2	U	29	U
TO-15	Styrene	UG/M3	1300	U	160	U	140	U	0.26	J	28	U
TO-15	Tetrachloroethene	UG/M3	1400		920		930		0.29	J	920	
TO-15	Toluene	UG/M3	1300	U	160	U	140	U	1.4		28	U
TO-15	trans-1,2-Dichloroethene	UG/M3	1300	U	160	U	140	U	1.2	U	28	U
TO-15	trans-1,3-Dichloropropene	UG/M3	1300	U	160	U	140	U	1.2	U	28	U
TO-15	Trichloroethene	UG/M3	210000		25000		24000		0.61		5300	
TO-15	Trichlorofluoromethane	UG/M3	1300	U	160	U	140	U	1.1	J	13	J
TO-15	Vinyl chloride	UG/M3	260	U	33	U	30	U	0.25	U	5.8	U
TO-15	Xylene, o	UG/M3	1300	U	160	U	140	U	0.63	J	28	U
TO-15	Xylenes (m&p)	UG/M3	2600	U	330	U	300	U	1.8	J	58	U

Notes:
FS = Field Sample
FD = Field Duplicate
UG/M3 = micrograms per cubic meter of air
U = Not detected J = Value is estimated

TABLE 2
DATA USABILITY SUMMARY REPORT
SVI MONITORING – FEBRUARY 2019
LOCKHEED MARTIN CORPORATION
FORMER UNISYS FACILITY -- GREAT NECK
LAKE SUCCESS, NEW YORK

		SDG	P1900856		P1900856		P1900856		P1900856		P1900856	
		Location	VP-107-74		VP-4-10		VP-4-20		VP-4-30		VP-4-5	
		Sample Date	2/15/2019		2/16/2019		2/16/2019		2/16/2019		2/16/2019	
		Sample ID	VP-107-74		VP-4-10		VP-4-20		VP-4-30		VP-4-5	
		QC Code	FS		FS		FS		FS		FS	
Method	**Parameter**	**Unit**	Result	Qualifier	Result	Qualifier	Result	Qualifier	Result	Qualifier	Result	Qualifier
TO-15	1,1,1-Trichloroethane	UG/M3	12	U	0.89	U	0.89	U	0.87	U	0.97	U
TO-15	1,1,2,2-Tetrachloroethane	UG/M3	12	U	0.87	U	0.87	U	0.86	U	0.95	U
TO-15	1,1,2-Trichloro-1,2,2-Trifluoroethane	UG/M3	100		1.3		1.7		4.8		0.82	J
TO-15	1,1,2-Trichloroethane	UG/M3	1.7	J	0.89	U	0.89	U	0.87	U	0.97	U
TO-15	1,1-Dichloroethane	UG/M3	12	U	0.86	U	0.86	U	0.84	U	0.94	U
TO-15	1,1-Dichloroethene	UG/M3	12	U	0.89	U	0.89	U	0.87	U	0.97	U
TO-15	1,2,4-Trichlorobenzene	UG/M3	12	U	0.87	U	0.87	U	0.86	U	0.95	U
TO-15	1,2,4-Trimethylbenzene	UG/M3	12	U	0.47	J	0.44	J	0.5	J	0.45	J
TO-15	1,2-Dibromo-3-chloropropane	UG/M3	12	U	0.86	U	0.86	U	0.84	U	0.94	U
TO-15	1,2-Dibromoethane	UG/M3	12	U	0.89	U	0.89	U	0.87	U	0.97	U
TO-15	1,2-Dichloro-1,1,2,2-tetrafluoroethane	UG/M3	12	U	0.84	U	0.84	U	0.83	U	0.92	U
TO-15	1,2-Dichlorobenzene	UG/M3	12	U	0.89	U	0.89	U	0.87	U	0.97	U
TO-15	1,2-Dichloroethane	UG/M3	12	U	0.87	U	0.87	U	0.86	U	0.95	U
TO-15	1,2-Dichloroethene (total)	UG/M3	190		0.21		0.33		1.6		0.95	U
TO-15	1,2-Dichloropropane	UG/M3	12	U	0.89	U	0.89	U	0.87	U	0.97	U
TO-15	1,3,5-Trimethylbenzene	UG/M3	12	U	0.87	U	0.87	U	0.86	U	0.95	U
TO-15	1,3-Butadiene	UG/M3	12	U	0.86	U	0.86	U	0.84	U	0.17	J
TO-15	1,3-Dichlorobenzene	UG/M3	12	U	0.89	U	0.89	U	0.87	U	0.97	U
TO-15	1,4-Dichlorobenzene	UG/M3	12	U	0.89	U	0.89	U	0.87	U	0.97	U
TO-15	1,4-Dioxane	UG/M3	12	U	0.87	U	0.87	U	0.86	U	0.95	U
TO-15	2-Butanone	UG/M3	23	U	3		0.85	J	1.1	J	4.3	
TO-15	2-Hexanone	UG/M3	12	U	0.42	J	0.15	J	0.21	J	0.66	J
TO-15	2-Propanol	UG/M3	48	U	0.38	J	3.5	U	3.4	U	0.59	J
TO-15	4-Ethyltoluene	UG/M3	12	U	0.87	U	0.87	U	0.86	U	0.95	U

TABLE 2
DATA USABILITY SUMMARY REPORT
SVI MONITORING – FEBRUARY 2019
LOCKHEED MARTIN CORPORATION
FORMER UNISYS FACILITY -- GREAT NECK
LAKE SUCCESS, NEW YORK

		SDG	P1900856		P1900856		P1900856		P1900856		P1900856	
		Location	VP-107-74		VP-4-10		VP-4-20		VP-4-30		VP-4-5	
		Sample Date	2/15/2019		2/16/2019		2/16/2019		2/16/2019		2/16/2019	
		Sample ID	VP-107-74		VP-4-10		VP-4-20		VP-4-30		VP-4-5	
		QC Code	FS		FS		FS		FS		FS	
Method	**Parameter**	**Unit**	Result	Qualifier	Result	Qualifier	Result	Qualifier	Result	Qualifier	Result	Qualifier
TO-15	4-Methyl-2-pentanone	UG/M3	12	U	0.37	J	0.14	J	0.18	J	0.66	J
TO-15	Acetic acid, methyl ester	UG/M3	11	U	0.83	U	0.83	U	0.81	U	0.9	U
TO-15	Acetone	UG/M3	120	U	66		41		44		110	
TO-15	Allyl chloride	UG/M3	12	U	0.87	U	0.87	U	0.86	U	0.95	U
TO-15	Benzene	UG/M3	12	U	0.86	U	0.86	U	0.15	J	0.26	J
TO-15	Bromodichloromethane	UG/M3	12	U	0.87	U	0.87	U	0.86	U	0.95	U
TO-15	Bromoform	UG/M3	12	U	0.87	U	0.87	U	0.86	U	0.95	U
TO-15	Bromomethane	UG/M3	11	U	0.83	U	0.83	U	0.81	U	0.9	U
TO-15	Carbon disulfide	UG/M3	25	U	0.64	J	1.8	U	1.8	U	0.52	J
TO-15	Carbon tetrachloride	UG/M3	2.3	U	0.34		0.37		0.39		0.35	
TO-15	Chlorobenzene	UG/M3	12	U	0.87	U	0.87	U	0.86	U	0.95	U
TO-15	Chlorodifluoromethane	UG/M3	150		0.58	J	0.7	J	0.76	J	0.72	J
TO-15	Chloroethane	UG/M3	12	U	0.84	U	0.84	U	0.83	U	0.92	U
TO-15	Chloroform	UG/M3	38		0.45	J	0.3	J	0.79	J	0.25	J
TO-15	Chloromethane	UG/M3	11	U	0.83	U	0.83	U	0.81	U	0.18	J
TO-15	cis-1,2-Dichloroethene	UG/M3	190		0.21	J	0.33	J	1.6		0.95	U
TO-15	cis-1,3-Dichloropropene	UG/M3	13	U	0.92	U	0.92	U	0.91	U	1	U
TO-15	Cyclohexane	UG/M3	23	U	1.7	U	1.7	U	1.6	U	1.8	U
TO-15	Dibromochloromethane	UG/M3	12	U	0.89	U	0.89	U	0.87	U	0.97	U
TO-15	Dichlorodifluoromethane	UG/M3	2.4	J	2.2		2.2		2.2		2.2	
TO-15	Difluoroethane	UG/M3	11	U	0.83	U	0.83	U	0.81	U	0.6	J
TO-15	Ethylbenzene	UG/M3	12	U	0.86	U	0.86	U	0.15	J	0.22	J
TO-15	Freon 115	UG/M3	11	U	0.83	U	0.83	U	0.81	U	0.9	U
TO-15	Freon 123	UG/M3	11	U	0.83	U	0.83	U	0.81	U	0.9	U

TABLE 2
DATA USABILITY SUMMARY REPORT
SVI MONITORING – FEBRUARY 2019
LOCKHEED MARTIN CORPORATION
FORMER UNISYS FACILITY -- GREAT NECK
LAKE SUCCESS, NEW YORK

		SDG	P1900856		P1900856		P1900856		P1900856		P1900856	
		Location	VP-107-74		VP-4-10		VP-4-20		VP-4-30		VP-4-5	
		Sample Date	2/15/2019		2/16/2019		2/16/2019		2/16/2019		2/16/2019	
		Sample ID	VP-107-74		VP-4-10		VP-4-20		VP-4-30		VP-4-5	
		QC Code	FS		FS		FS		FS		FS	
Method	**Parameter**	**Unit**	Result	Qualifier	Result	Qualifier	Result	Qualifier	Result	Qualifier	Result	Qualifier
TO-15	Hexachlorobutadiene	UG/M3	12	U	0.87	U	0.87	U	0.86	U	0.95	U
TO-15	Hexane	UG/M3	12	U	0.89	U	0.89	U	0.22	J	2.6	
TO-15	Isopropylbenzene	UG/M3	12	U	0.87	U	0.87	U	0.86	U	0.95	U
TO-15	Methyl cyclohexane	UG/M3	11	U	0.83	U	0.83	U	0.81	U	0.9	U
TO-15	Methyl Tertbutyl Ether	UG/M3	12	U	0.89	U	0.89	U	0.87	U	0.97	U
TO-15	Methylene chloride	UG/M3	12	U	0.89	U	0.89	U	0.87	U	1.1	
TO-15	Styrene	UG/M3	12	U	0.87	U	0.87	U	0.86	U	0.21	J
TO-15	Tetrachloroethene	UG/M3	760		4.6		4.5		49		2.9	
TO-15	Toluene	UG/M3	12	U	0.3	J	0.29	J	0.41	J	1.4	
TO-15	trans-1,2-Dichloroethene	UG/M3	2.5	J	0.87	U	0.87	U	0.86	U	0.95	U
TO-15	trans-1,3-Dichloropropene	UG/M3	12	U	0.87	U	0.87	U	0.86	U	0.95	U
TO-15	Trichloroethene	UG/M3	2000		3.1		5		49		1.1	
TO-15	Trichlorofluoromethane	UG/M3	13		1.2		1.2		1.2		1.2	
TO-15	Vinyl chloride	UG/M3	2.5	U	0.18	U	0.18	U	0.18	U	0.2	U
TO-15	Xylene, o	UG/M3	12	U	0.2	J	0.21	J	0.25	J	0.33	J
TO-15	Xylenes (m&p)	UG/M3	25	U	0.48	J	0.49	J	0.6	J	0.78	J

Notes:
FS = Field Sample
FD = Field Duplicate
UG/M3 = micrograms per cubic meter of air
U = Not detected J = Value is estimated

TABLE 2
DATA USABILITY SUMMARY REPORT
SVI MONITORING – FEBRUARY 2019
LOCKHEED MARTIN CORPORATION
FORMER UNISYS FACILITY -- GREAT NECK
LAKE SUCCESS, NEW YORK

		SDG	P1900856		P1900856		P1900856		P1900856		P1900856	
		Location	VP-7-10		VP-7-20		VP-7-30		VP-7-30		VP-7-40	
		Sample Date	2/16/2019		2/16/2019		2/16/2019		2/16/2019		2/16/2019	
		Sample ID	LIJ-VP-7-10		LIJ-VP-7-20		LIJ-VP-7-100		LIJ-VP-7-30		LIJ-VP-7-40	
		QC Code	FS		FS		FD		FS		FS	
Method	**Parameter**	**Unit**	Result	Qualifier	Result	Qualifier	Result	Qualifier	Result	Qualifier	Result	Qualifier
TO-15	1,1,1-Trichloroethane	UG/M3	2.1	U	72	U	640	U	570	U	36	U
TO-15	1,1,2,2-Tetrachloroethane	UG/M3	2.1	U	71	U	630	U	560	U	36	U
TO-15	1,1,2-Trichloro-1,2,2-Trifluoroethane	UG/M3	0.57	J	330		350	J	370	J	15	J
TO-15	1,1,2-Trichloroethane	UG/M3	2.1	U	72	U	640	U	570	U	8.3	J
TO-15	1,1-Dichloroethane	UG/M3	2.1	U	69	U	620	U	550	U	35	U
TO-15	1,1-Dichloroethene	UG/M3	2.1	U	72	U	640	U	570	U	36	U
TO-15	1,2,4-Trichlorobenzene	UG/M3	2.1	U	71	U	630	U	560	U	36	U
TO-15	1,2,4-Trimethylbenzene	UG/M3	1.1	J	71	U	630	U	560	U	36	U
TO-15	1,2-Dibromo-3-chloropropane	UG/M3	2.1	U	69	U	620	U	550	U	35	U
TO-15	1,2-Dibromoethane	UG/M3	2.1	U	72	U	640	U	570	U	36	U
TO-15	1,2-Dichloro-1,1,2,2-tetrafluoroethane	UG/M3	2	U	68	U	610	U	540	U	34	U
TO-15	1,2-Dichlorobenzene	UG/M3	2.1	U	72	U	640	U	570	U	36	U
TO-15	1,2-Dichloroethane	UG/M3	2.1	U	71	U	630	U	560	U	36	U
TO-15	1,2-Dichloroethene (total)	UG/M3	2.1	U	430		9300		9900		1400	
TO-15	1,2-Dichloropropane	UG/M3	2.1	U	72	U	640	U	570	U	36	U
TO-15	1,3,5-Trimethylbenzene	UG/M3	2.1	U	71	U	630	U	560	U	36	U
TO-15	1,3-Butadiene	UG/M3	2.1	U	69	U	620	U	550	U	35	U
TO-15	1,3-Dichlorobenzene	UG/M3	2.1	U	72	U	640	U	570	U	36	U
TO-15	1,4-Dichlorobenzene	UG/M3	2.1	U	72	U	640	U	570	U	36	U
TO-15	1,4-Dioxane	UG/M3	2.1	U	71	U	630	U	560	U	36	U
TO-15	2-Butanone	UG/M3	0.57	J	130	U	1200	U	1100	U	67	U
TO-15	2-Hexanone	UG/M3	2.1	U	72	U	640	U	570	U	36	U
TO-15	2-Propanol	UG/M3	3.3	J	280	U	2500	U	2200	U	140	U
TO-15	4-Ethyltoluene	UG/M3	2.1	U	71	U	630	U	560	U	36	U

TABLE 2
DATA USABILITY SUMMARY REPORT
SVI MONITORING – FEBRUARY 2019
LOCKHEED MARTIN CORPORATION
FORMER UNISYS FACILITY -- GREAT NECK
LAKE SUCCESS, NEW YORK

		SDG	P1900856		P1900856		P1900856		P1900856		P1900856	
		Location	VP-7-10		VP-7-20		VP-7-30		VP-7-30		VP-7-40	
		Sample Date	2/16/2019		2/16/2019		2/16/2019		2/16/2019		2/16/2019	
		Sample ID	LIJ-VP-7-10		LIJ-VP-7-20		LIJ-VP-7-100		LIJ-VP-7-30		LIJ-VP-7-40	
		QC Code	FS		FS		FD		FS		FS	
Method	**Parameter**	**Unit**	Result	Qualifier	Result	Qualifier	Result	Qualifier	Result	Qualifier	Result	Qualifier
TO-15	4-Methyl-2-pentanone	UG/M3	2	J	71	U	630	U	560	U	36	U
TO-15	Acetic acid, methyl ester	UG/M3	2	U	67	U	600	U	530	U	34	U
TO-15	Acetone	UG/M3	6	J	720	U	6400	U	5700	U	360	U
TO-15	Allyl chloride	UG/M3	2.1	U	71	U	630	U	560	U	36	U
TO-15	Benzene	UG/M3	2.1	U	69	U	620	U	550	U	35	U
TO-15	Bromodichloromethane	UG/M3	2.1	U	71	U	630	U	560	U	36	U
TO-15	Bromoform	UG/M3	2.1	U	71	U	630	U	560	U	36	U
TO-15	Bromomethane	UG/M3	2	U	67	U	600	U	530	U	34	U
TO-15	Carbon disulfide	UG/M3	4.4	U	150	U	1300	U	1200	U	74	U
TO-15	Carbon tetrachloride	UG/M3	0.41		13	U	120	U	110	U	6.7	U
TO-15	Chlorobenzene	UG/M3	2.1	U	71	U	630	U	560	U	36	U
TO-15	Chlorodifluoromethane	UG/M3	1.5	J	67	U	600	U	530	U	34	U
TO-15	Chloroethane	UG/M3	2	U	68	U	610	U	540	U	34	U
TO-15	Chloroform	UG/M3	2.1	U	27	J	340	J	360	J	53	
TO-15	Chloromethane	UG/M3	2	U	67	U	600	U	530	U	34	U
TO-15	cis-1,2-Dichloroethene	UG/M3	2.1	U	430		9200		9700		1400	
TO-15	cis-1,3-Dichloropropene	UG/M3	2.2	U	75	U	670	U	590	U	38	U
TO-15	Cyclohexane	UG/M3	4	U	130	U	1200	U	1100	U	67	U
TO-15	Dibromochloromethane	UG/M3	2.1	U	72	U	640	U	570	U	36	U
TO-15	Dichlorodifluoromethane	UG/M3	2.1		69	U	620	U	550	U	35	U
TO-15	Difluoroethane	UG/M3	17		84		600	U	530	U	34	U
TO-15	Ethylbenzene	UG/M3	2.1	U	69	U	620	U	550	U	35	U
TO-15	Freon 115	UG/M3	2	U	67	U	600	U	530	U	34	U
TO-15	Freon 123	UG/M3	2	U	67	U	600	U	530	U	34	U

TABLE 2
DATA USABILITY SUMMARY REPORT
SVI MONITORING – FEBRUARY 2019
LOCKHEED MARTIN CORPORATION
FORMER UNISYS FACILITY -- GREAT NECK
LAKE SUCCESS, NEW YORK

		SDG	P1900856		P1900856		P1900856		P1900856		P1900856	
		Location	VP-7-10		VP-7-20		VP-7-30		VP-7-30		VP-7-40	
		Sample Date	2/16/2019		2/16/2019		2/16/2019		2/16/2019		2/16/2019	
		Sample ID	LIJ-VP-7-10		LIJ-VP-7-20		LIJ-VP-7-100		LIJ-VP-7-30		LIJ-VP-7-40	
		QC Code	FS		FS		FD		FS		FS	
Method	**Parameter**	**Unit**	Result	Qualifier	Result	Qualifier	Result	Qualifier	Result	Qualifier	Result	Qualifier
TO-15	Hexachlorobutadiene	UG/M3	2.1	U	71	U	630	U	560	U	36	U
TO-15	Hexane	UG/M3	2.1	U	72	U	640	U	570	U	36	U
TO-15	Isopropylbenzene	UG/M3	2.1	U	71	U	630	U	560	U	36	U
TO-15	Methyl cyclohexane	UG/M3	2	U	67	U	600	U	530	U	34	U
TO-15	Methyl Tertbutyl Ether	UG/M3	2.1	U	72	U	640	U	570	U	36	U
TO-15	Methylene chloride	UG/M3	1	J	72	U	640	U	570	U	36	U
TO-15	Styrene	UG/M3	2.1	U	71	U	630	U	560	U	36	U
TO-15	Tetrachloroethene	UG/M3	87		9500		48000		51000		3900	
TO-15	Toluene	UG/M3	0.8	J	71	U	630	U	560	U	36	U
TO-15	trans-1,2-Dichloroethene	UG/M3	2.1	U	71	U	100	J	110	J	14	J
TO-15	trans-1,3-Dichloropropene	UG/M3	2.1	U	71	U	630	U	560	U	36	U
TO-15	Trichloroethene	UG/M3	2.5		11000		100000		100000		5600	
TO-15	Trichlorofluoromethane	UG/M3	1.2	J	71	U	630	U	560	U	36	U
TO-15	Vinyl chloride	UG/M3	0.44	U	15	U	130	U	120	U	7.4	U
TO-15	Xylene, o	UG/M3	0.43	J	71	U	630	U	560	U	36	U
TO-15	Xylenes (m&p)	UG/M3	1	J	150	U	1300	U	1200	U	74	U

Notes:
FS = Field Sample
FD = Field Duplicate
UG/M3 = micrograms per cubic meter of air
U = Not detected J = Value is estimated

TABLE 2
DATA USABILITY SUMMARY REPORT
SVI MONITORING – FEBRUARY 2019
LOCKHEED MARTIN CORPORATION
FORMER UNISYS FACILITY -- GREAT NECK
LAKE SUCCESS, NEW YORK

		SDG	P1900856		P1900856		P1900856		P1900856		P1900856	
		Location	VP-7-5		VP-7-50		VP-8-10		VP-8-20		VP-8-5	
		Sample Date	2/16/2019		2/16/2019		2/15/2019		2/15/2019		2/15/2019	
		Sample ID	LIJ-VP-7-5		LIJ-VP-7-50		VP-8-10		VP-8-20		VP-8-5	
		QC Code	FS		FS		FS		FS		FS	
Method	**Parameter**	**Unit**	Result	Qualifier	Result	Qualifier	Result	Qualifier	Result	Qualifier	Result	Qualifier
TO-15	1,1,1-Trichloroethane	UG/M3	1.8	U	12	U	0.91	U	0.86	U	0.92	U
TO-15	1,1,2,2-Tetrachloroethane	UG/M3	1.8	U	12	U	0.89	U	0.85	U	0.9	U
TO-15	1,1,2-Trichloro-1,2,2-Trifluoroethane	UG/M3	0.52	J	13		0.84	J	0.51	J	0.54	J
TO-15	1,1,2-Trichloroethane	UG/M3	1.8	U	12	U	0.91	U	0.86	U	0.92	U
TO-15	1,1-Dichloroethane	UG/M3	1.8	U	12	U	0.87	U	0.83	U	0.88	U
TO-15	1,1-Dichloroethene	UG/M3	1.8	U	12	U	0.91	U	0.86	U	0.92	U
TO-15	1,2,4-Trichlorobenzene	UG/M3	1.8	U	12	U	0.89	U	0.85	U	0.9	U
TO-15	1,2,4-Trimethylbenzene	UG/M3	1	J	12	U	1.1		0.89		0.59	J
TO-15	1,2-Dibromo-3-chloropropane	UG/M3	1.8	U	12	U	0.87	U	0.83	U	0.88	U
TO-15	1,2-Dibromoethane	UG/M3	1.8	U	12	U	0.91	U	0.86	U	0.92	U
TO-15	1,2-Dichloro-1,1,2,2-tetrafluoroethane	UG/M3	1.7	U	12	U	0.86	U	0.82	U	0.87	U
TO-15	1,2-Dichlorobenzene	UG/M3	1.8	U	12	U	0.91	U	0.86	U	0.92	U
TO-15	1,2-Dichloroethane	UG/M3	1.8	U	12	U	0.89	U	0.098	J	0.1	J
TO-15	1,2-Dichloroethene (total)	UG/M3	1.8	U	160		0.27		0.85	U	0.15	
TO-15	1,2-Dichloropropane	UG/M3	1.8	U	12	U	0.91	U	0.86	U	0.92	U
TO-15	1,3,5-Trimethylbenzene	UG/M3	0.27	J	12	U	0.28	J	0.26	J	0.19	J
TO-15	1,3-Butadiene	UG/M3	1.8	U	12	U	0.87	U	0.83	U	0.88	U
TO-15	1,3-Dichlorobenzene	UG/M3	1.8	U	12	U	0.91	U	0.86	U	0.92	U
TO-15	1,4-Dichlorobenzene	UG/M3	1.8	U	12	U	0.91	U	0.86	U	0.92	U
TO-15	1,4-Dioxane	UG/M3	1.8	U	12	U	0.89	U	0.85	U	0.9	U
TO-15	2-Butanone	UG/M3	3.4	U	23	U	0.44	J	1.7		0.55	J
TO-15	2-Hexanone	UG/M3	1.8	U	12	U	0.91	U	0.22	J	0.92	U
TO-15	2-Propanol	UG/M3	11		37	J	3.5	U	11		7.1	
TO-15	4-Ethyltoluene	UG/M3	1.8	U	12	U	0.23	J	0.2	J	0.19	J

TABLE 2
DATA USABILITY SUMMARY REPORT
SVI MONITORING – FEBRUARY 2019
LOCKHEED MARTIN CORPORATION
FORMER UNISYS FACILITY -- GREAT NECK
LAKE SUCCESS, NEW YORK

		SDG	P1900856		P1900856		P1900856		P1900856		P1900856	
		Location	VP-7-5		VP-7-50		VP-8-10		VP-8-20		VP-8-5	
		Sample Date	2/16/2019		2/16/2019		2/15/2019		2/15/2019		2/15/2019	
		Sample ID	LIJ-VP-7-5		LIJ-VP-7-50		VP-8-10		VP-8-20		VP-8-5	
		QC Code	FS		FS		FS		FS		FS	
Method	**Parameter**	**Unit**	Result	Qualifier	Result	Qualifier	Result	Qualifier	Result	Qualifier	Result	Qualifier
TO-15	4-Methyl-2-pentanone	UG/M3	1.1	J	2.9	J	0.42	J	0.23	J	0.9	U
TO-15	Acetic acid, methyl ester	UG/M3	1.7	U	11	U	0.84	U	1.7		0.53	J
TO-15	Acetone	UG/M3	6.1	J	120	U	9.1	U	16		7.9	J
TO-15	Allyl chloride	UG/M3	1.8	U	12	U	0.89	U	0.85	U	0.9	U
TO-15	Benzene	UG/M3	0.6	J	12	U	0.2	J	0.47	J	0.49	J
TO-15	Bromodichloromethane	UG/M3	1.8	U	12	U	0.89	U	0.85	U	0.9	U
TO-15	Bromoform	UG/M3	1.8	U	12	U	0.89	U	0.85	U	0.9	U
TO-15	Bromomethane	UG/M3	1.7	U	11	U	0.84	U	0.8	U	0.85	U
TO-15	Carbon disulfide	UG/M3	3.7	U	25	U	1.8	U	1.8	U	1.9	U
TO-15	Carbon tetrachloride	UG/M3	0.41		2.3	U	0.41		0.42		0.41	
TO-15	Chlorobenzene	UG/M3	1.8	U	12	U	0.89	U	0.85	U	0.9	U
TO-15	Chlorodifluoromethane	UG/M3	1.3	J	18		0.77	J	0.86		0.93	
TO-15	Chloroethane	UG/M3	1.7	U	12	U	0.17	J	0.82	U	0.87	U
TO-15	Chloroform	UG/M3	1.8	U	8.6	J	0.21	J	0.18	J	0.19	J
TO-15	Chloromethane	UG/M3	0.73	J	11	U	0.84	U	0.34	J	0.38	J
TO-15	cis-1,2-Dichloroethene	UG/M3	1.8	U	160		0.27	J	0.85	U	0.15	J
TO-15	cis-1,3-Dichloropropene	UG/M3	1.9	U	13	U	0.94	U	0.9	U	0.95	U
TO-15	Cyclohexane	UG/M3	3.4	U	23	U	1.7	U	0.31	J	0.31	J
TO-15	Dibromochloromethane	UG/M3	1.8	U	12	U	0.91	U	0.86	U	0.92	U
TO-15	Dichlorodifluoromethane	UG/M3	2.2		2.1	J	2.1		2		2.2	
TO-15	Difluoroethane	UG/M3	1.7	U	11	U	32		32		35	
TO-15	Ethylbenzene	UG/M3	1.1	J	12	U	0.21	J	0.65	J	0.47	J
TO-15	Freon 115	UG/M3	1.7	U	11	U	0.84	U	0.8	U	0.85	U
TO-15	Freon 123	UG/M3	1.7	U	11	U	0.84	U	0.8	U	0.85	U

TABLE 2
DATA USABILITY SUMMARY REPORT
SVI MONITORING – FEBRUARY 2019
LOCKHEED MARTIN CORPORATION
FORMER UNISYS FACILITY -- GREAT NECK
LAKE SUCCESS, NEW YORK

		SDG	P1900856		P1900856		P1900856		P1900856		P1900856	
		Location	VP-7-5		VP-7-50		VP-8-10		VP-8-20		VP-8-5	
		Sample Date	2/16/2019		2/16/2019		2/15/2019		2/15/2019		2/15/2019	
		Sample ID	LIJ-VP-7-5		LIJ-VP-7-50		VP-8-10		VP-8-20		VP-8-5	
		QC Code	FS		FS		FS		FS		FS	
Method	**Parameter**	**Unit**	Result	Qualifier	Result	Qualifier	Result	Qualifier	Result	Qualifier	Result	Qualifier
TO-15	Hexachlorobutadiene	UG/M3	1.8	U	12	U	0.89	U	0.85	U	0.9	U
TO-15	Hexane	UG/M3	1.8	U	12	U	0.91	U	0.4	J	0.41	J
TO-15	Isopropylbenzene	UG/M3	1.8	U	12	U	0.89	U	0.85	U	0.9	U
TO-15	Methyl cyclohexane	UG/M3	1.7	U	11	U	0.84	U	0.8	U	0.85	U
TO-15	Methyl Tertbutyl Ether	UG/M3	1.8	U	12	U	0.91	U	0.86	U	0.92	U
TO-15	Methylene chloride	UG/M3	1.1	J	12	U	0.33	J	0.43	J	0.4	J
TO-15	Styrene	UG/M3	1.8	U	12	U	0.16	J	0.47	J	0.26	J
TO-15	Tetrachloroethene	UG/M3	0.64	J	1600		11		0.42	J	1.4	
TO-15	Toluene	UG/M3	2.5		12	U	0.54	J	2.3		2.4	
TO-15	trans-1,2-Dichloroethene	UG/M3	1.8	U	2.4	J	0.89	U	0.85	U	0.9	U
TO-15	trans-1,3-Dichloropropene	UG/M3	1.8	U	12	U	0.89	U	0.85	U	0.9	U
TO-15	Trichloroethene	UG/M3	0.98		2200		5.2		0.12	J	0.25	
TO-15	Trichlorofluoromethane	UG/M3	1.1	J	3	J	1.2		1.1		1.2	
TO-15	Vinyl chloride	UG/M3	0.37	U	2.5	U	0.18	U	0.18	U	0.19	U
TO-15	Xylene, o	UG/M3	1.3	J	12	U	0.42	J	0.73	J	0.55	J
TO-15	Xylenes (m&p)	UG/M3	4		25	U	0.99	J	2.2		1.5	J

Notes:
FS = Field Sample
FD = Field Duplicate
UG/M3 = micrograms per cubic meter of air
U = Not detected J = Value is estimated

TABLE 2
DATA USABILITY SUMMARY REPORT
SVI MONITORING – FEBRUARY 2019
LOCKHEED MARTIN CORPORATION
FORMER UNISYS FACILITY -- GREAT NECK
LAKE SUCCESS, NEW YORK

		SDG	P1900856		P1900856		P1900856		P1900856		P1900856	
		Location	VP-8D-53.5		VP-8D-53.5		VP-8D-62.5		VP-8D-62.5		VP-8D-72.5	
		Sample Date	2/15/2019		2/15/2019		2/15/2019		2/15/2019		2/15/2019	
		Sample ID	VP-8D-53.5		VP-8D-100		VP-8D-62.5		VP-8D-200		VP-8D-72.5	
		QC Code	FS		FD		FS		FD		FS	
Method	**Parameter**	**Unit**	Result	Qualifier	Result	Qualifier	Result	Qualifier	Result	Qualifier	Result	Qualifier
TO-15	1,1,1-Trichloroethane	UG/M3	300	U	300	U	180	U	34	U	77	U
TO-15	1,1,2,2-Tetrachloroethane	UG/M3	300	U	290	U	180	U	34	U	76	U
TO-15	1,1,2-Trichloro-1,2,2-Trifluoroethane	UG/M3	320		330		320		350		310	
TO-15	1,1,2-Trichloroethane	UG/M3	300	U	300	U	180	U	15	J	8.1	J
TO-15	1,1-Dichloroethane	UG/M3	290	U	290	U	180	U	33	U	74	U
TO-15	1,1-Dichloroethene	UG/M3	300	U	300	U	180	U	8.9	J	77	U
TO-15	1,2,4-Trichlorobenzene	UG/M3	300	U	290	U	180	U	34	U	76	U
TO-15	1,2,4-Trimethylbenzene	UG/M3	300	U	290	U	180	U	34	U	76	U
TO-15	1,2-Dibromo-3-chloropropane	UG/M3	290	U	290	U	180	U	33	U	74	U
TO-15	1,2-Dibromoethane	UG/M3	300	U	300	U	180	U	34	U	77	U
TO-15	1,2-Dichloro-1,1,2,2-tetrafluoroethane	UG/M3	280	U	280	U	170	U	32	U	73	U
TO-15	1,2-Dichlorobenzene	UG/M3	300	U	300	U	180	U	34	U	77	U
TO-15	1,2-Dichloroethane	UG/M3	300	U	290	U	180	U	34	U	76	U
TO-15	1,2-Dichloroethene (total)	UG/M3	570		560		480		540		390	
TO-15	1,2-Dichloropropane	UG/M3	300	U	300	U	180	U	34	U	77	U
TO-15	1,3,5-Trimethylbenzene	UG/M3	300	U	290	U	180	U	34	U	76	U
TO-15	1,3-Butadiene	UG/M3	290	U	290	U	180	U	33	U	74	U
TO-15	1,3-Dichlorobenzene	UG/M3	300	U	300	U	180	U	34	U	77	U
TO-15	1,4-Dichlorobenzene	UG/M3	300	U	300	U	180	U	34	U	77	U
TO-15	1,4-Dioxane	UG/M3	300	U	290	U	180	U	34	U	76	U
TO-15	2-Butanone	UG/M3	560	U	550	U	340	U	64	U	140	U
TO-15	2-Hexanone	UG/M3	300	U	300	U	180	U	34	U	77	U
TO-15	2-Propanol	UG/M3	1200	U	1200	U	710	U	130	U	300	U
TO-15	4-Ethyltoluene	UG/M3	300	U	290	U	180	U	34	U	76	U

TABLE 2
DATA USABILITY SUMMARY REPORT
SVI MONITORING – FEBRUARY 2019
LOCKHEED MARTIN CORPORATION
FORMER UNISYS FACILITY -- GREAT NECK
LAKE SUCCESS, NEW YORK

		SDG	P1900856		P1900856		P1900856		P1900856		P1900856	
		Location	VP-8D-53.5		VP-8D-53.5		VP-8D-62.5		VP-8D-62.5		VP-8D-72.5	
		Sample Date	2/15/2019		2/15/2019		2/15/2019		2/15/2019		2/15/2019	
		Sample ID	VP-8D-53.5		VP-8D-100		VP-8D-62.5		VP-8D-200		VP-8D-72.5	
		QC Code	FS		FD		FS		FD		FS	
Method	**Parameter**	**Unit**	Result	Qualifier	Result	Qualifier	Result	Qualifier	Result	Qualifier	Result	Qualifier
TO-15	4-Methyl-2-pentanone	UG/M3	300	U	290	U	180	U	34	U	76	U
TO-15	Acetic acid, methyl ester	UG/M3	280	U	280	U	170	U	32	U	71	U
TO-15	Acetone	UG/M3	3000	U	3000	U	1800	U	340	U	770	U
TO-15	Allyl chloride	UG/M3	300	U	290	U	180	U	34	U	76	U
TO-15	Benzene	UG/M3	290	U	290	U	180	U	33	U	74	U
TO-15	Bromodichloromethane	UG/M3	300	U	290	U	180	U	34	U	76	U
TO-15	Bromoform	UG/M3	300	U	290	U	180	U	34	U	76	U
TO-15	Bromomethane	UG/M3	280	U	280	U	170	U	32	U	71	U
TO-15	Carbon disulfide	UG/M3	610	U	610	U	370	U	70	U	160	U
TO-15	Carbon tetrachloride	UG/M3	56	U	55	U	34	U	6.4	U	14	U
TO-15	Chlorobenzene	UG/M3	300	U	290	U	180	U	34	U	76	U
TO-15	Chlorodifluoromethane	UG/M3	280	U	180	J	170	J	180		170	
TO-15	Chloroethane	UG/M3	280	U	280	U	170	U	32	U	73	U
TO-15	Chloroform	UG/M3	48	J	48	J	47	J	52		43	J
TO-15	Chloromethane	UG/M3	280	U	280	U	170	U	32	U	71	U
TO-15	cis-1,2-Dichloroethene	UG/M3	570		560		480		530		390	
TO-15	cis-1,3-Dichloropropene	UG/M3	310	U	310	U	190	U	36	U	80	U
TO-15	Cyclohexane	UG/M3	560	U	550	U	340	U	64	U	140	U
TO-15	Dibromochloromethane	UG/M3	300	U	300	U	180	U	34	U	77	U
TO-15	Dichlorodifluoromethane	UG/M3	290	U	290	U	180	U	33	U	74	U
TO-15	Difluoroethane	UG/M3	280	U	280	U	170	U	32	U	71	U
TO-15	Ethylbenzene	UG/M3	290	U	290	U	180	U	33	U	74	U
TO-15	Freon 115	UG/M3	280	U	280	U	170	U	32	U	71	U
TO-15	Freon 123	UG/M3	280	U	280	U	170	U	32	U	71	U

TABLE 2
DATA USABILITY SUMMARY REPORT
SVI MONITORING – FEBRUARY 2019
LOCKHEED MARTIN CORPORATION
FORMER UNISYS FACILITY -- GREAT NECK
LAKE SUCCESS, NEW YORK

		SDG	P1900856		P1900856		P1900856		P1900856		P1900856	
		Location	VP-8D-53.5		VP-8D-53.5		VP-8D-62.5		VP-8D-62.5		VP-8D-72.5	
		Sample Date	2/15/2019		2/15/2019		2/15/2019		2/15/2019		2/15/2019	
		Sample ID	VP-8D-53.5		VP-8D-100		VP-8D-62.5		VP-8D-200		VP-8D-72.5	
		QC Code	FS		FD		FS		FD		FS	
Method	**Parameter**	**Unit**	Result	Qualifier	Result	Qualifier	Result	Qualifier	Result	Qualifier	Result	Qualifier
TO-15	Hexachlorobutadiene	UG/M3	300	U	290	U	180	U	34	U	76	U
TO-15	Hexane	UG/M3	300	U	300	U	180	U	34	U	77	U
TO-15	Isopropylbenzene	UG/M3	300	U	290	U	180	U	34	U	76	U
TO-15	Methyl cyclohexane	UG/M3	280	U	280	U	170	U	32	U	71	U
TO-15	Methyl Tertbutyl Ether	UG/M3	300	U	300	U	180	U	34	U	77	U
TO-15	Methylene chloride	UG/M3	300	U	300	U	180	U	34	U	77	U
TO-15	Styrene	UG/M3	300	U	290	U	180	U	34	U	76	U
TO-15	Tetrachloroethene	UG/M3	930		920		920		970		790	
TO-15	Toluene	UG/M3	300	U	290	U	180	U	34	U	76	U
TO-15	trans-1,2-Dichloroethene	UG/M3	300	U	290	U	180	U	11	J	76	U
TO-15	trans-1,3-Dichloropropene	UG/M3	300	U	290	U	180	U	34	U	76	U
TO-15	Trichloroethene	UG/M3	47000		47000		25000		25000		12000	
TO-15	Trichlorofluoromethane	UG/M3	300	U	290	U	180	U	17	J	15	J
TO-15	Vinyl chloride	UG/M3	61	U	61	U	37	U	8.6		9.7	J
TO-15	Xylene, o	UG/M3	300	U	290	U	180	U	34	U	76	U
TO-15	Xylenes (m&p)	UG/M3	610	U	610	U	370	U	70	U	160	U

Notes:
FS = Field Sample
FD = Field Duplicate
UG/M3 = micrograms per cubic meter of air
U = Not detected J = Value is estimated

TABLE 2
DATA USABILITY SUMMARY REPORT
SVI MONITORING – FEBRUARY 2019
LOCKHEED MARTIN CORPORATION
FORMER UNISYS FACILITY -- GREAT NECK
LAKE SUCCESS, NEW YORK

		SDG	P1900912		P1900912		P1900912		P1900912		P1900912	
		Location	VP-101-15		VP-101-27		VP-101-5		VP-108-10		VP-108-20	
		Sample Date	2/19/2019		2/19/2019		2/19/2019		2/19/2019		2/19/2019	
		Sample ID	VP-101-15		VP-101-27		VP-101-5		VP-108-10		VP-108-20	
		QC Code	FS		FS		FS		FS		FS	
Method	**Parameter**	**Unit**	Result	Qualifier	Result	Qualifier	Result	Qualifier	Result	Qualifier	Result	Qualifier
TO-15	1,1,1-Trichloroethane	UG/M3	0.84	U	1.1		0.78	U	0.87	U	0.77	U
TO-15	1,1,2,2-Tetrachloroethane	UG/M3	0.82	U	0.79	U	0.77	U	0.86	U	0.76	U
TO-15	1,1,2-Trichloro-1,2,2-Trifluoroethane	UG/M3	13		150		0.61	J	0.54	J	0.91	
TO-15	1,1,2-Trichloroethane	UG/M3	0.84	U	0.8	U	0.78	U	0.87	U	0.77	U
TO-15	1,1-Dichloroethane	UG/M3	0.81	U	0.77	U	0.75	U	0.84	U	0.74	U
TO-15	1,1-Dichloroethene	UG/M3	0.84	U	0.8	U	0.78	U	0.87	U	0.77	U
TO-15	1,2,4-Trichlorobenzene	UG/M3	0.82	U	0.79	U	0.77	U	0.86	U	0.76	U
TO-15	1,2,4-Trimethylbenzene	UG/M3	0.26	J	0.37	J	0.36	J	0.2	J	0.32	J
TO-15	1,2-Dibromo-3-chloropropane	UG/M3	0.81	U	0.77	U	0.75	U	0.84	U	0.74	U
TO-15	1,2-Dibromoethane	UG/M3	0.84	U	0.8	U	0.78	U	0.87	U	0.77	U
TO-15	1,2-Dichloro-1,1,2,2-tetrafluoroethane	UG/M3	0.79	U	0.76	U	0.74	U	0.83	U	0.73	U
TO-15	1,2-Dichlorobenzene	UG/M3	0.84	U	0.8	U	0.78	U	0.87	U	0.77	U
TO-15	1,2-Dichloroethane	UG/M3	0.82	U	0.79	U	0.77	U	0.86	U	0.76	U
TO-15	1,2-Dichloroethene (total)	UG/M3	0.82	U	0.21		0.77	U	0.86	U	14	
TO-15	1,2-Dichloropropane	UG/M3	0.84	U	0.8	U	0.78	U	0.87	U	0.77	U
TO-15	1,3,5-Trimethylbenzene	UG/M3	0.82	U	0.79	U	0.77	U	0.86	U	0.76	U
TO-15	1,3-Butadiene	UG/M3	0.81	U	0.77	U	0.75	U	0.84	U	0.74	U
TO-15	1,3-Dichlorobenzene	UG/M3	0.84	U	0.8	U	0.78	U	0.87	U	0.77	U
TO-15	1,4-Dichlorobenzene	UG/M3	0.84	U	0.8	U	0.78	U	0.87	U	0.77	U
TO-15	1,4-Dioxane	UG/M3	0.82	U	0.79	U	0.77	U	0.86	U	0.76	U
TO-15	2-Butanone	UG/M3	1.6	U	0.38	J	1.5	U	1.6	U	0.85	J
TO-15	2-Hexanone	UG/M3	0.84	U	0.8	U	0.78	U	0.87	U	0.22	J
TO-15	2-Propanol	UG/M3	3.3	U	3.1	U	3	U	3.4	U	3	U
TO-15	4-Ethyltoluene	UG/M3	0.82	U	0.79	U	0.77	U	0.86	U	0.76	U

TABLE 2
DATA USABILITY SUMMARY REPORT
SVI MONITORING – FEBRUARY 2019
LOCKHEED MARTIN CORPORATION
FORMER UNISYS FACILITY -- GREAT NECK
LAKE SUCCESS, NEW YORK

		SDG	P1900912		P1900912		P1900912		P1900912		P1900912	
		Location	VP-101-15		VP-101-27		VP-101-5		VP-108-10		VP-108-20	
		Sample Date	2/19/2019		2/19/2019		2/19/2019		2/19/2019		2/19/2019	
		Sample ID	VP-101-15		VP-101-27		VP-101-5		VP-108-10		VP-108-20	
		QC Code	FS		FS		FS		FS		FS	
Method	**Parameter**	**Unit**	Result	Qualifier	Result	Qualifier	Result	Qualifier	Result	Qualifier	Result	Qualifier
TO-15	4-Methyl-2-pentanone	UG/M3	0.82	U	0.22	J	0.38	J	0.41	J	0.22	J
TO-15	Acetic acid, methyl ester	UG/M3	0.78	U	0.75	U	0.73	U	0.81	U	0.72	U
TO-15	Acetone	UG/M3	49		88		34		54		120	
TO-15	Allyl chloride	UG/M3	0.82	U	0.79	U	0.77	U	0.86	U	0.76	U
TO-15	Benzene	UG/M3	0.81	U	0.77	U	0.13	J	0.13	J	0.13	J
TO-15	Bromodichloromethane	UG/M3	0.82	U	0.79	U	0.77	U	0.86	U	0.76	U
TO-15	Bromoform	UG/M3	0.82	U	0.79	U	0.77	U	0.86	U	0.76	U
TO-15	Bromomethane	UG/M3	0.78	U	0.75	U	0.73	U	0.81	U	0.72	U
TO-15	Carbon disulfide	UG/M3	1.7	U	1.6	U	1.6	U	1.8	U	1.6	U
TO-15	Carbon tetrachloride	UG/M3	0.29		0.57		0.31		0.43		0.4	
TO-15	Chlorobenzene	UG/M3	0.82	U	0.79	U	0.77	U	0.86	U	0.76	U
TO-15	Chlorodifluoromethane	UG/M3	0.78	U	0.75	U	0.66	J	0.81	U	0.72	U
TO-15	Chloroethane	UG/M3	0.79	U	0.76	U	0.74	U	0.83	U	0.73	U
TO-15	Chloroform	UG/M3	0.32	J	0.73	J	0.54	J	0.17	J	0.4	J
TO-15	Chloromethane	UG/M3	0.78	U	0.75	U	0.73	U	0.81	U	0.72	U
TO-15	cis-1,2-Dichloroethene	UG/M3	0.82	U	0.21	J	0.77	U	0.86	U	14	
TO-15	cis-1,3-Dichloropropene	UG/M3	0.87	U	0.83	U	0.81	U	0.91	U	0.8	U
TO-15	Cyclohexane	UG/M3	1.6	U	1.5	U	1.5	U	1.6	U	1.4	U
TO-15	Dibromochloromethane	UG/M3	0.84	U	0.8	U	0.78	U	0.87	U	0.77	U
TO-15	Dichlorodifluoromethane	UG/M3	2.2		3.2		2.6		2.6		2.5	
TO-15	Difluoroethane	UG/M3	0.78	U	0.75	U	0.73	U	0.81	U	0.72	U
TO-15	Ethylbenzene	UG/M3	0.81	U	0.77	U	0.75	U	0.84	U	0.74	U
TO-15	Freon 115	UG/M3	0.78	U	0.75	U	0.73	U	0.81	U	0.72	U
TO-15	Freon 123	UG/M3	0.78	U	0.75	U	0.73	U	0.81	U	0.72	U

TABLE 2
DATA USABILITY SUMMARY REPORT
SVI MONITORING – FEBRUARY 2019
LOCKHEED MARTIN CORPORATION
FORMER UNISYS FACILITY -- GREAT NECK
LAKE SUCCESS, NEW YORK

		SDG	P1900912		P1900912		P1900912		P1900912		P1900912	
		Location	VP-101-15		VP-101-27		VP-101-5		VP-108-10		VP-108-20	
		Sample Date	2/19/2019		2/19/2019		2/19/2019		2/19/2019		2/19/2019	
		Sample ID	VP-101-15		VP-101-27		VP-101-5		VP-108-10		VP-108-20	
		QC Code	FS		FS		FS		FS		FS	
Method	**Parameter**	**Unit**	Result	Qualifier	Result	Qualifier	Result	Qualifier	Result	Qualifier	Result	Qualifier
TO-15	Hexachlorobutadiene	UG/M3	0.82	U	0.79	U	0.77	U	0.86	U	0.76	U
TO-15	Hexane	UG/M3	0.84	U	0.8	U	0.78	U	0.87	U	0.77	U
TO-15	Isopropylbenzene	UG/M3	0.82	U	0.79	U	0.77	U	0.86	U	0.76	U
TO-15	Methyl cyclohexane	UG/M3	0.78	U	0.75	U	0.73	U	0.81	U	0.72	U
TO-15	Methyl Tertbutyl Ether	UG/M3	0.84	U	0.8	U	0.78	U	0.87	U	0.77	U
TO-15	Methylene chloride	UG/M3	0.84	U	0.8	U	0.78	U	0.87	U	0.77	U
TO-15	Styrene	UG/M3	0.82	U	0.79	U	0.77	U	0.86	U	0.76	U
TO-15	Tetrachloroethene	UG/M3	2.5		34		0.99		3.7		100	
TO-15	Toluene	UG/M3	0.24	J	0.24	J	0.16	J	0.12	J	0.19	J
TO-15	trans-1,2-Dichloroethene	UG/M3	0.82	U	0.79	U	0.77	U	0.86	U	0.76	U
TO-15	trans-1,3-Dichloropropene	UG/M3	0.82	U	0.79	U	0.77	U	0.86	U	0.76	U
TO-15	Trichloroethene	UG/M3	1.2		42		0.19		2.6		15	
TO-15	Trichlorofluoromethane	UG/M3	1.1		4.2		1.4		1.4		1.4	
TO-15	Vinyl chloride	UG/M3	0.17	U	0.16	U	0.16	U	0.18	U	0.16	U
TO-15	Xylene, o	UG/M3	0.82	U	0.17	J	0.14	J	0.86	U	0.13	J
TO-15	Xylenes (m&p)	UG/M3	0.24	J	0.45	J	0.3	J	1.8	U	0.34	J

Notes:
FS = Field Sample
FD = Field Duplicate
UG/M3 = micrograms per cubic meter of air
U = Not detected J = Value is estimated

TABLE 2
DATA USABILITY SUMMARY REPORT
SVI MONITORING – FEBRUARY 2019
LOCKHEED MARTIN CORPORATION
FORMER UNISYS FACILITY -- GREAT NECK
LAKE SUCCESS, NEW YORK

		SDG	P1900912		P1900912		P1900912		P1900912		P1900912	
		Location	VP-108-29.5		VP-108-29.5		VP-108-5		VP-108D-50.5		VP-108D-60	
		Sample Date	2/19/2019		2/19/2019		2/19/2019		2/19/2019		2/19/2019	
		Sample ID	VP-108-100		VP-108-29.5		VP-108-5		VP-108D-50.5		VP-108D-60	
		QC Code	FD		FS		FS		FS		FS	
Method	**Parameter**	**Unit**	Result	Qualifier	Result	Qualifier	Result	Qualifier	Result	Qualifier	Result	Qualifier
TO-15	1,1,1-Trichloroethane	UG/M3	600	U	630	U	0.83	U	7.9	U	5.7	
TO-15	1,1,2,2-Tetrachloroethane	UG/M3	590	U	610	U	0.82	U	7.7	U	0.77	U
TO-15	1,1,2-Trichloro-1,2,2-Trifluoroethane	UG/M3	2500		2500		0.53	J	47		530	
TO-15	1,1,2-Trichloroethane	UG/M3	600	U	630	U	0.83	U	7.9	U	0.78	U
TO-15	1,1-Dichloroethane	UG/M3	570	U	600	U	0.8	U	7.6	U	0.89	
TO-15	1,1-Dichloroethene	UG/M3	600	U	630	U	0.83	U	11		23	
TO-15	1,2,4-Trichlorobenzene	UG/M3	590	U	610	U	0.82	U	7.7	U	0.77	U
TO-15	1,2,4-Trimethylbenzene	UG/M3	590	U	610	U	0.22	J	4.3	J	1	
TO-15	1,2-Dibromo-3-chloropropane	UG/M3	570	U	600	U	0.8	U	7.6	U	0.75	U
TO-15	1,2-Dibromoethane	UG/M3	600	U	630	U	0.83	U	7.9	U	0.78	U
TO-15	1,2-Dichloro-1,1,2,2-tetrafluoroethane	UG/M3	560	U	590	U	0.79	U	7.4	U	0.47	J
TO-15	1,2-Dichlorobenzene	UG/M3	600	U	630	U	0.83	U	7.9	U	1	
TO-15	1,2-Dichloroethane	UG/M3	590	U	610	U	0.82	U	7.7	U	0.77	U
TO-15	1,2-Dichloroethene (total)	UG/M3	11000		11000		0.82	U	2800		2100	
TO-15	1,2-Dichloropropane	UG/M3	600	U	630	U	0.83	U	7.9	U	0.78	U
TO-15	1,3,5-Trimethylbenzene	UG/M3	590	U	610	U	0.82	U	1.4	J	0.17	J
TO-15	1,3-Butadiene	UG/M3	570	U	600	U	0.8	U	7.6	U	0.33	J
TO-15	1,3-Dichlorobenzene	UG/M3	600	U	630	U	0.83	U	7.9	U	0.78	U
TO-15	1,4-Dichlorobenzene	UG/M3	600	U	630	U	0.83	U	7.9	U	0.36	J
TO-15	1,4-Dioxane	UG/M3	590	U	610	U	0.82	U	7.7	U	0.77	U
TO-15	2-Butanone	UG/M3	1100	U	1200	U	0.53	J	15	U	3.2	
TO-15	2-Hexanone	UG/M3	600	U	630	U	0.83	U	7.9	U	0.62	J
TO-15	2-Propanol	UG/M3	2300	U	2400	U	3.2	U	31	U	0.51	J
TO-15	4-Ethyltoluene	UG/M3	590	U	610	U	0.82	U	2.1	J	0.7	J

TABLE 2
DATA USABILITY SUMMARY REPORT
SVI MONITORING – FEBRUARY 2019
LOCKHEED MARTIN CORPORATION
FORMER UNISYS FACILITY -- GREAT NECK
LAKE SUCCESS, NEW YORK

		SDG	P1900912		P1900912		P1900912		P1900912		P1900912	
		Location	VP-108-29.5		VP-108-29.5		VP-108-5		VP-108D-50.5		VP-108D-60	
		Sample Date	2/19/2019		2/19/2019		2/19/2019		2/19/2019		2/19/2019	
		Sample ID	VP-108-100		VP-108-29.5		VP-108-5		VP-108D-50.5		VP-108D-60	
		QC Code	FD		FS		FS		FS		FS	
Method	**Parameter**	**Unit**	Result	Qualifier	Result	Qualifier	Result	Qualifier	Result	Qualifier	Result	Qualifier
TO-15	4-Methyl-2-pentanone	UG/M3	590	U	610	U	0.82	U	7.7	U	0.16	J
TO-15	Acetic acid, methyl ester	UG/M3	550	U	580	U	0.77	U	7.3	U	0.73	U
TO-15	Acetone	UG/M3	6000	U	6300	U	66		170		160	
TO-15	Allyl chloride	UG/M3	590	U	610	U	0.82	U	7.7	U	0.77	U
TO-15	Benzene	UG/M3	570	U	600	U	0.8	U	7.6	U	0.83	
TO-15	Bromodichloromethane	UG/M3	590	U	610	U	0.82	U	7.7	U	0.77	U
TO-15	Bromoform	UG/M3	590	U	610	U	0.82	U	7.7	U	0.77	U
TO-15	Bromomethane	UG/M3	550	U	580	U	0.77	U	7.3	U	0.73	U
TO-15	Carbon disulfide	UG/M3	1200	U	1300	U	1.7	U	16	U	0.5	J
TO-15	Carbon tetrachloride	UG/M3	110	U	120	U	0.4		1.5	U	0.35	
TO-15	Chlorobenzene	UG/M3	590	U	610	U	0.82	U	7.7	U	0.77	U
TO-15	Chlorodifluoromethane	UG/M3	550	U	580	U	0.65	J	7.3	U	6.1	
TO-15	Chloroethane	UG/M3	560	U	590	U	0.79	U	7.4	U	0.74	U
TO-15	Chloroform	UG/M3	600	U	630	U	0.83	U	7.9	U	0.92	
TO-15	Chloromethane	UG/M3	550	U	580	U	0.77	U	7.3	U	0.73	U
TO-15	cis-1,2-Dichloroethene	UG/M3	11000		11000		0.82	U	2800		2100	
TO-15	cis-1,3-Dichloropropene	UG/M3	620	U	650	U	0.86	U	8.2	U	0.81	U
TO-15	Cyclohexane	UG/M3	1100	U	1200	U	1.5	U	15	U	1.5	U
TO-15	Dibromochloromethane	UG/M3	600	U	630	U	0.83	U	7.9	U	0.78	U
TO-15	Dichlorodifluoromethane	UG/M3	570	U	600	U	2.6		2.2	J	8.7	
TO-15	Difluoroethane	UG/M3	550	U	580	U	0.77	U	7.3	U	0.73	U
TO-15	Ethylbenzene	UG/M3	570	U	600	U	0.8	U	13		4.9	
TO-15	Freon 115	UG/M3	550	U	580	U	0.77	U	7.3	U	0.73	U
TO-15	Freon 123	UG/M3	550	U	580	U	0.77	U	7.3	U	6.3	

TABLE 2
DATA USABILITY SUMMARY REPORT
SVI MONITORING – FEBRUARY 2019
LOCKHEED MARTIN CORPORATION
FORMER UNISYS FACILITY -- GREAT NECK
LAKE SUCCESS, NEW YORK

		SDG	P1900912		P1900912		P1900912		P1900912		P1900912	
		Location	VP-108-29.5		VP-108-29.5		VP-108-5		VP-108D-50.5		VP-108D-60	
		Sample Date	2/19/2019		2/19/2019		2/19/2019		2/19/2019		2/19/2019	
		Sample ID	VP-108-100		VP-108-29.5		VP-108-5		VP-108D-50.5		VP-108D-60	
		QC Code	FD		FS		FS		FS		FS	
Method	**Parameter**	**Unit**	Result	Qualifier	Result	Qualifier	Result	Qualifier	Result	Qualifier	Result	Qualifier
TO-15	Hexachlorobutadiene	UG/M3	590	U	610	U	0.82	U	7.7	U	0.77	U
TO-15	Hexane	UG/M3	600	U	630	U	0.83	U	7.9	U	0.86	
TO-15	Isopropylbenzene	UG/M3	590	U	610	U	0.82	U	7.7	U	0.77	U
TO-15	Methyl cyclohexane	UG/M3	550	U	580	U	0.77	U	7.3	U	0.73	U
TO-15	Methyl Tertbutyl Ether	UG/M3	600	U	630	U	0.83	U	7.9	U	0.78	U
TO-15	Methylene chloride	UG/M3	600	U	630	U	0.83	U	7.9	U	0.27	J
TO-15	Styrene	UG/M3	590	U	610	U	0.82	U	7.7	U	0.77	U
TO-15	Tetrachloroethene	UG/M3	99000		100000		0.6	J	190		78	
TO-15	Toluene	UG/M3	590	U	610	U	0.12	J	120		81	
TO-15	trans-1,2-Dichloroethene	UG/M3	590	U	610	U	0.82	U	2.7	J	6.9	
TO-15	trans-1,3-Dichloropropene	UG/M3	590	U	610	U	0.82	U	7.7	U	0.77	U
TO-15	Trichloroethene	UG/M3	4500		4700		0.36		210		120	
TO-15	Trichlorofluoromethane	UG/M3	590	U	610	U	1.4		7.7	U	15	
TO-15	Vinyl chloride	UG/M3	120	U	130	U	0.17	U	1.6	U	0.54	
TO-15	Xylene, o	UG/M3	590	U	610	U	0.82	U	8.5		2.1	
TO-15	Xylenes (m&p)	UG/M3	1200	U	1300	U	0.23	J	67		31	

Notes:
FS = Field Sample
FD = Field Duplicate
UG/M3 = micrograms per cubic meter of air
U = Not detected J = Value is estimated

TABLE 2
DATA USABILITY SUMMARY REPORT
SVI MONITORING – FEBRUARY 2019
LOCKHEED MARTIN CORPORATION
FORMER UNISYS FACILITY -- GREAT NECK
LAKE SUCCESS, NEW YORK

		SDG	P1900912		P1900912		P1900912		P1900912		P1900912	
		Location	VP-108D-70		VP-3-10		VP-3-20		VP-3-30		VP-3-5	
		Sample Date	2/19/2019		2/19/2019		2/19/2019		2/19/2019		2/19/2019	
		Sample ID	VP-108D-70		VP-3-10		VP-3-20		VP-3-30		VP-3-5	
		QC Code	FS		FS		FS		FS		FS	
Method	**Parameter**	**Unit**	Result	Qualifier	Result	Qualifier	Result	Qualifier	Result	Qualifier	Result	Qualifier
TO-15	1,1,1-Trichloroethane	UG/M3	0.43	J	0.73	U	0.83	U	0.83	U	0.78	U
TO-15	1,1,2,2-Tetrachloroethane	UG/M3	0.77	U	0.72	U	0.81	U	0.81	U	0.77	U
TO-15	1,1,2-Trichloro-1,2,2-Trifluoroethane	UG/M3	11		1.4		2.3		3.1		1	
TO-15	1,1,2-Trichloroethane	UG/M3	0.79	U	0.73	U	0.83	U	0.83	U	0.78	U
TO-15	1,1-Dichloroethane	UG/M3	0.76	U	0.71	U	0.8	U	0.8	U	0.75	U
TO-15	1,1-Dichloroethene	UG/M3	3		0.73	U	0.83	U	0.83	U	0.78	U
TO-15	1,2,4-Trichlorobenzene	UG/M3	0.77	U	0.72	U	0.81	U	0.81	U	0.77	U
TO-15	1,2,4-Trimethylbenzene	UG/M3	1		0.28	J	0.25	J	0.19	J	0.25	J
TO-15	1,2-Dibromo-3-chloropropane	UG/M3	0.76	U	0.71	U	0.8	U	0.8	U	0.75	U
TO-15	1,2-Dibromoethane	UG/M3	0.79	U	0.73	U	0.83	U	0.83	U	0.78	U
TO-15	1,2-Dichloro-1,1,2,2-tetrafluoroethane	UG/M3	0.74	U	0.69	U	0.78	U	0.78	U	0.74	U
TO-15	1,2-Dichlorobenzene	UG/M3	0.38	J	0.73	U	0.83	U	0.83	U	0.78	U
TO-15	1,2-Dichloroethane	UG/M3	0.77	U	0.72	U	0.81	U	0.81	U	0.77	U
TO-15	1,2-Dichloroethene (total)	UG/M3	330		0.2		13		27		0.77	U
TO-15	1,2-Dichloropropane	UG/M3	0.79	U	0.73	U	0.83	U	0.83	U	0.78	U
TO-15	1,3,5-Trimethylbenzene	UG/M3	0.18	J	0.72	U	0.81	U	0.81	U	0.77	U
TO-15	1,3-Butadiene	UG/M3	0.28	J	0.71	U	0.8	U	0.8	U	0.75	U
TO-15	1,3-Dichlorobenzene	UG/M3	0.79	U	0.73	U	0.83	U	0.83	U	0.78	U
TO-15	1,4-Dichlorobenzene	UG/M3	0.16	J	0.73	U	0.83	U	0.83	U	0.78	U
TO-15	1,4-Dioxane	UG/M3	0.77	U	0.72	U	0.81	U	0.81	U	0.77	U
TO-15	2-Butanone	UG/M3	1.6		0.7	J	0.97	J	1.5	U	1.5	U
TO-15	2-Hexanone	UG/M3	0.37	J	0.73	U	0.83	U	0.83	U	0.78	U
TO-15	2-Propanol	UG/M3	3.1	U	2.9	U	3.2	U	3.2	U	3	U
TO-15	4-Ethyltoluene	UG/M3	0.65	J	0.72	U	0.81	U	0.81	U	0.77	U

TABLE 2
DATA USABILITY SUMMARY REPORT
SVI MONITORING – FEBRUARY 2019
LOCKHEED MARTIN CORPORATION
FORMER UNISYS FACILITY -- GREAT NECK
LAKE SUCCESS, NEW YORK

		SDG	P1900912		P1900912		P1900912		P1900912		P1900912	
		Location	VP-108D-70		VP-3-10		VP-3-20		VP-3-30		VP-3-5	
		Sample Date	2/19/2019		2/19/2019		2/19/2019		2/19/2019		2/19/2019	
		Sample ID	VP-108D-70		VP-3-10		VP-3-20		VP-3-30		VP-3-5	
		QC Code	FS		FS		FS		FS		FS	
Method	**Parameter**	**Unit**	Result	Qualifier	Result	Qualifier	Result	Qualifier	Result	Qualifier	Result	Qualifier
TO-15	4-Methyl-2-pentanone	UG/M3	0.19	J	0.15	J	0.53	J	0.39	J	0.38	J
TO-15	Acetic acid, methyl ester	UG/M3	0.73	U	0.68	U	0.77	U	0.77	U	0.73	U
TO-15	Acetone	UG/M3	200		52		62		56		44	
TO-15	Allyl chloride	UG/M3	0.77	U	0.72	U	0.81	U	0.81	U	0.77	U
TO-15	Benzene	UG/M3	0.76	U	0.2	J	0.16	J	0.16	J	0.75	U
TO-15	Bromodichloromethane	UG/M3	0.77	U	0.72	U	0.81	U	0.81	U	0.77	U
TO-15	Bromoform	UG/M3	0.77	U	0.72	U	0.81	U	0.81	U	0.77	U
TO-15	Bromomethane	UG/M3	0.73	U	0.68	U	0.77	U	0.77	U	0.73	U
TO-15	Carbon disulfide	UG/M3	0.83	J	1.5	U	1.7	U	0.42	J	1.6	U
TO-15	Carbon tetrachloride	UG/M3	0.38		0.16		0.14	J	0.34		0.15	U
TO-15	Chlorobenzene	UG/M3	0.77	U	0.72	U	0.81	U	0.81	U	0.77	U
TO-15	Chlorodifluoromethane	UG/M3	0.73	U	0.87		0.72	J	0.77	U	0.78	
TO-15	Chloroethane	UG/M3	0.74	U	0.69	U	0.78	U	0.78	U	0.74	U
TO-15	Chloroform	UG/M3	0.51	J	1		1.5		1.1		5.3	
TO-15	Chloromethane	UG/M3	0.73	U	0.68	U	0.77	U	0.77	U	0.73	U
TO-15	cis-1,2-Dichloroethene	UG/M3	320		0.2	J	12		26		0.77	U
TO-15	cis-1,3-Dichloropropene	UG/M3	0.82	U	0.76	U	0.86	U	0.86	U	0.81	U
TO-15	Cyclohexane	UG/M3	1.5	U	1.4	U	1.5	U	1.5	U	1.5	U
TO-15	Dibromochloromethane	UG/M3	0.79	U	0.73	U	0.83	U	0.83	U	0.78	U
TO-15	Dichlorodifluoromethane	UG/M3	6.5		2.7		2.6		2.5		2.6	
TO-15	Difluoroethane	UG/M3	0.73	U	0.68	U	0.77	U	0.77	U	0.73	U
TO-15	Ethylbenzene	UG/M3	4.2		0.12	J	0.8	U	0.8	U	0.75	U
TO-15	Freon 115	UG/M3	0.73	U	0.68	U	0.77	U	0.77	U	0.73	U
TO-15	Freon 123	UG/M3	1.2		0.68	U	0.77	U	0.77	U	0.73	U

TABLE 2
DATA USABILITY SUMMARY REPORT
SVI MONITORING – FEBRUARY 2019
LOCKHEED MARTIN CORPORATION
FORMER UNISYS FACILITY -- GREAT NECK
LAKE SUCCESS, NEW YORK

		SDG	P1900912		P1900912		P1900912		P1900912		P1900912	
		Location	VP-108D-70		VP-3-10		VP-3-20		VP-3-30		VP-3-5	
		Sample Date	2/19/2019		2/19/2019		2/19/2019		2/19/2019		2/19/2019	
		Sample ID	VP-108D-70		VP-3-10		VP-3-20		VP-3-30		VP-3-5	
		QC Code	FS		FS		FS		FS		FS	
Method	**Parameter**	**Unit**	Result	Qualifier	Result	Qualifier	Result	Qualifier	Result	Qualifier	Result	Qualifier
TO-15	Hexachlorobutadiene	UG/M3	0.77	U	0.72	U	0.81	U	0.81	U	0.77	U
TO-15	Hexane	UG/M3	0.54	J	0.36	J	0.83	U	0.83	U	0.78	U
TO-15	Isopropylbenzene	UG/M3	0.77	U	0.72	U	0.81	U	0.81	U	0.77	U
TO-15	Methyl cyclohexane	UG/M3	0.73	U	0.68	U	0.77	U	0.77	U	0.73	U
TO-15	Methyl Tertbutyl Ether	UG/M3	0.79	U	0.73	U	0.83	U	0.83	U	0.78	U
TO-15	Methylene chloride	UG/M3	0.27	J	6.2		0.83	U	0.83	U	0.35	J
TO-15	Styrene	UG/M3	0.77	U	0.72	U	0.81	U	0.81	U	0.77	U
TO-15	Tetrachloroethene	UG/M3	44		20		120		110		6.7	
TO-15	Toluene	UG/M3	57		1.7		0.15	J	0.14	J	0.19	J
TO-15	trans-1,2-Dichloroethene	UG/M3	1.3		0.72	U	0.9		0.94		0.77	U
TO-15	trans-1,3-Dichloropropene	UG/M3	0.77	U	0.72	U	0.81	U	0.81	U	0.77	U
TO-15	Trichloroethene	UG/M3	21		5.9		59		69		1.2	
TO-15	Trichlorofluoromethane	UG/M3	4.2		1.4		1.3		1.3		1.4	
TO-15	Vinyl chloride	UG/M3	0.24		0.15	U	0.17	U	0.17	U	0.16	U
TO-15	Xylene, o	UG/M3	1.9		0.18	J	0.81	U	0.81	U	0.77	U
TO-15	Xylenes (m&p)	UG/M3	25		0.44	J	0.24	J	0.21	J	0.21	J

Notes:
FS = Field Sample
FD = Field Duplicate
UG/M3 = micrograms per cubic meter of air
U = Not detected J = Value is estimated

TABLE 2
DATA USABILITY SUMMARY REPORT
SVI MONITORING – FEBRUARY 2019
LOCKHEED MARTIN CORPORATION
FORMER UNISYS FACILITY -- GREAT NECK
LAKE SUCCESS, NEW YORK

		SDG	P1900912		P1900912		P1900912		P1900912	
		Location	VP-3D-40		VP-3D-51		VP-3D-61		VP-3D-73	
		Sample Date	2/19/2019		2/19/2019		2/19/2019		2/19/2019	
		Sample ID	VP-3D-40		VP-3D-51-61A		VP-3D-51-61B		VP-3D-73	
		QC Code	FS		FS		FS		FS	
Method	**Parameter**	**Unit**	Result	Qualifier	Result	Qualifier	Result	Qualifier	Result	Qualifier
TO-15	1,1,1-Trichloroethane	UG/M3	0.85	U	5.2		0.15	J	1.4	
TO-15	1,1,2,2-Tetrachloroethane	UG/M3	0.83	U	0.83	U	0.81	U	0.79	U
TO-15	1,1,2-Trichloro-1,2,2-Trifluoroethane	UG/M3	5.8		22		11		2.8	
TO-15	1,1,2-Trichloroethane	UG/M3	0.85	U	0.84	U	0.82	U	0.8	U
TO-15	1,1-Dichloroethane	UG/M3	0.82	U	0.32	J	0.2	J	0.77	U
TO-15	1,1-Dichloroethene	UG/M3	0.85	U	0.2	J	0.82	U	0.8	U
TO-15	1,2,4-Trichlorobenzene	UG/M3	0.83	U	0.83	U	0.81	U	0.79	U
TO-15	1,2,4-Trimethylbenzene	UG/M3	0.27	J	0.25	J	0.23	J	0.3	J
TO-15	1,2-Dibromo-3-chloropropane	UG/M3	0.82	U	0.81	U	0.79	U	0.77	U
TO-15	1,2-Dibromoethane	UG/M3	0.85	U	0.84	U	0.82	U	0.8	U
TO-15	1,2-Dichloro-1,1,2,2-tetrafluoroethane	UG/M3	0.8	U	1.1		0.78	U	0.38	J
TO-15	1,2-Dichlorobenzene	UG/M3	0.85	U	0.84	U	0.82	U	0.8	U
TO-15	1,2-Dichloroethane	UG/M3	0.83	U	0.83	U	0.81	U	0.79	U
TO-15	1,2-Dichloroethene (total)	UG/M3	31		120		130		2.8	
TO-15	1,2-Dichloropropane	UG/M3	0.85	U	0.84	U	0.82	U	0.8	U
TO-15	1,3,5-Trimethylbenzene	UG/M3	0.83	U	0.83	U	0.81	U	0.79	U
TO-15	1,3-Butadiene	UG/M3	0.82	U	0.81	U	0.79	U	0.77	U
TO-15	1,3-Dichlorobenzene	UG/M3	0.85	U	0.84	U	0.82	U	0.8	U
TO-15	1,4-Dichlorobenzene	UG/M3	0.33	J	0.84	U	0.82	U	0.8	U
TO-15	1,4-Dioxane	UG/M3	0.83	U	0.83	U	0.81	U	0.79	U
TO-15	2-Butanone	UG/M3	0.63	J	1.6	U	5.3		0.55	J
TO-15	2-Hexanone	UG/M3	0.85	U	0.84	U	0.83		0.8	U
TO-15	2-Propanol	UG/M3	2.4	J	0.36	J	0.7	J	1.2	J
TO-15	4-Ethyltoluene	UG/M3	0.83	U	0.83	U	0.81	U	0.79	U

TABLE 2
DATA USABILITY SUMMARY REPORT
SVI MONITORING – FEBRUARY 2019
LOCKHEED MARTIN CORPORATION
FORMER UNISYS FACILITY -- GREAT NECK
LAKE SUCCESS, NEW YORK

		SDG	P1900912		P1900912		P1900912		P1900912	
		Location	VP-3D-40		VP-3D-51		VP-3D-61		VP-3D-73	
		Sample Date	2/19/2019		2/19/2019		2/19/2019		2/19/2019	
		Sample ID	VP-3D-40		VP-3D-51-61A		VP-3D-51-61B		VP-3D-73	
		QC Code	FS		FS		FS		FS	
Method	**Parameter**	**Unit**	Result	Qualifier	Result	Qualifier	Result	Qualifier	Result	Qualifier
TO-15	4-Methyl-2-pentanone	UG/M3	0.37	J	0.32	J	0.66	J	0.45	J
TO-15	Acetic acid, methyl ester	UG/M3	0.79	U	0.78	U	0.76	U	0.75	U
TO-15	Acetone	UG/M3	48		72		120		55	
TO-15	Allyl chloride	UG/M3	0.83	U	0.83	U	0.81	U	0.79	U
TO-15	Benzene	UG/M3	0.21	J	0.21	J	0.16	J	0.56	J
TO-15	Bromodichloromethane	UG/M3	0.83	U	0.2	J	0.13	J	0.79	U
TO-15	Bromoform	UG/M3	0.83	U	0.22	J	0.81	U	0.79	U
TO-15	Bromomethane	UG/M3	0.79	U	0.78	U	0.76	U	0.75	U
TO-15	Carbon disulfide	UG/M3	1.2	J	1.7	U	1.7	U	1.6	U
TO-15	Carbon tetrachloride	UG/M3	0.39		0.75		0.39		0.51	
TO-15	Chlorobenzene	UG/M3	0.83	U	0.83	U	0.81	U	0.79	U
TO-15	Chlorodifluoromethane	UG/M3	0.79	U	4.4		0.76	U	1.7	
TO-15	Chloroethane	UG/M3	0.8	U	0.8	U	0.78	U	0.76	U
TO-15	Chloroform	UG/M3	1.2		3.2		3.1		1.1	
TO-15	Chloromethane	UG/M3	0.79	U	0.78	U	0.76	U	0.45	J
TO-15	cis-1,2-Dichloroethene	UG/M3	30		120		120		2.8	
TO-15	cis-1,3-Dichloropropene	UG/M3	0.88	U	0.87	U	0.85	U	0.83	U
TO-15	Cyclohexane	UG/M3	1.6	U	1.6	U	1.5	U	1.5	U
TO-15	Dibromochloromethane	UG/M3	0.85	U	0.18	J	0.82	U	0.8	U
TO-15	Dichlorodifluoromethane	UG/M3	2.6		5.3		2.6		3.1	
TO-15	Difluoroethane	UG/M3	0.79	U	0.78	U	0.76	U	0.77	
TO-15	Ethylbenzene	UG/M3	0.82	U	0.81	U	0.79	U	0.37	J
TO-15	Freon 115	UG/M3	0.79	U	0.78	U	0.76	U	0.75	U
TO-15	Freon 123	UG/M3	0.79	U	0.78	U	0.76	U	0.75	U

TABLE 2
DATA USABILITY SUMMARY REPORT
SVI MONITORING – FEBRUARY 2019
LOCKHEED MARTIN CORPORATION
FORMER UNISYS FACILITY -- GREAT NECK
LAKE SUCCESS, NEW YORK

		SDG	P1900912		P1900912		P1900912		P1900912	
		Location	VP-3D-40		VP-3D-51		VP-3D-61		VP-3D-73	
		Sample Date	2/19/2019		2/19/2019		2/19/2019		2/19/2019	
		Sample ID	VP-3D-40		VP-3D-51-61A		VP-3D-51-61B		VP-3D-73	
		QC Code	FS		FS		FS		FS	
Method	**Parameter**	**Unit**	Result	Qualifier	Result	Qualifier	Result	Qualifier	Result	Qualifier
TO-15	Hexachlorobutadiene	UG/M3	0.83	U	0.83	U	0.81	U	0.79	U
TO-15	Hexane	UG/M3	0.85	U	0.84	U	0.82	U	0.26	J
TO-15	Isopropylbenzene	UG/M3	0.83	U	0.83	U	0.81	U	0.79	U
TO-15	Methyl cyclohexane	UG/M3	0.79	U	0.78	U	0.76	U	0.75	U
TO-15	Methyl Tertbutyl Ether	UG/M3	0.85	U	0.57	J	0.82	U	0.8	U
TO-15	Methylene chloride	UG/M3	0.85	U	0.84	U	0.82	U	0.4	J
TO-15	Styrene	UG/M3	0.83	U	0.83	U	0.81	U	0.79	U
TO-15	Tetrachloroethene	UG/M3	140		500		310		40	
TO-15	Toluene	UG/M3	0.38	J	0.16	J	0.15	J	0.65	J
TO-15	trans-1,2-Dichloroethene	UG/M3	0.8	J	0.95		0.98		0.79	U
TO-15	trans-1,3-Dichloropropene	UG/M3	0.83	U	0.83	U	0.81	U	0.79	U
TO-15	Trichloroethene	UG/M3	73		230		130		29	
TO-15	Trichlorofluoromethane	UG/M3	1.4		2.9		1.4		1.6	
TO-15	Vinyl chloride	UG/M3	0.17	U	0.17	U	0.17	U	0.16	U
TO-15	Xylene, o	UG/M3	0.12	J	0.83	U	0.81	U	0.41	J
TO-15	Xylenes (m&p)	UG/M3	0.34	J	0.29	J	0.29	J	1.4	J

Notes:
FS = Field Sample
FD = Field Duplicate
UG/M3 = micrograms per cubic meter of air
U = Not detected J = Value is estimated

ATTACHMENT A
SUMMARY OF VALIDATION QC LIMITS FOR SURROGATES, SPIKES, AND DUPLICATES
BASED ON THE REGION 2 VALIDATION GUIDELINES

PARAMETER	QC TEST	ANALYTE	AIR (%R)	AIR (RPD)
Volatiles TO-15	Surrogate	All Surrogate Compounds	Lab Limits	
	LCS	All Target Compounds	70 - 130	
	Field Duplicate	All Target Compounds		50

Notes:
LCS - Laboratory Control Sample
RPD = Relative percent difference
%R = percent recovery
QC Limits are based on USEPA Region II Data Validation Guidelines and Project QA/QC Objectives
Surrogates for air samples are not specified in the Region II Data Validation Guidelines (2016)

DATA USABILITY SUMMARY REPORT
SVI MONITORING – FEBRUARY 2019
LOCKHEED MARTIN CORPORATION
FORMER UNISYS FACILITY -- GREAT NECK
LAKE SUCCESS, NEW YORK

ATTACHMENT B

VOCs in Air

NYSDEC DUSR PROJECT CHEMIST REVIEW RECORD
Project: LOUCHEZO MARTIN SVI
Method : TO-15
Laboratory and SDG(s): ALS **SDG#** P1900838, P1900856, P1900912
Date: 3/12/19
Reviewer: BRADLEY R. LAFOREST, NRCL REAL
Review Level [X] NYSDEC DUSR USEPA Region II Guideline

Control limits are from EPA Region 2 - SOP# HW-31, October 2006.

1. ☑ **Case Narrative Review and Data Package Completeness** COMMENTS
   Were problems noted? NO
   Are Field Sample IDs and Locations assigned correctly? YES NO (circle one)
   Were all the samples on the COC analyzed for the requested analyses? YES NO (circle one)

2. ☑ **Holding time and Sample Collection**
   Were samples analyzed within the 30 day holding time? YES NO (circle one)

3. ☑ **QC Blanks** (use 5x rule for calculating action levels)
   Are method blanks free of contamination? YES NO (circle one) SEE ATTACHED

4. ☑ **Instrument Tuning – Data Package Narrative Review**
   Did the laboratory narrative identify any results that were not within method criteria? YES NO (circle one)
   If yes, use professional judgment to evaluate data and qualify results if needed

5. ☑ **Instrument Calibration - Data Package Narrative Review**
   Did the laboratory narrative identify compounds that were not within method criteria (%RSD ≤30; %D ≤30) in the initial calibration and/or continuing calibration standards? YES NO

   Did the laboratory qualify results based on initial or continuing calibration exceedances? YES NO NA
   If yes to above, use professional judgment to evaluate data and qualify results if needed

6. ☑ **Internal Standards – Data Package Narrative Review**
   (Area Limits = +40% to -40%, RTs within 20 seconds of daily CCAL standard (or ICAL mid-point if samples follow ICAL))
   Did the laboratory narrative identify any sample internal standards that were not within criteria? YES NO (circle one)

   Did the laboratory qualify results based on internal standard exceedances? YES NO NA
   If yes to above, use professional judgment to evaluate data and qualify results if needed

7. ☑ **Surrogate Recovery**

   Were all results within laboratory limits? YES NO (circle one)

8. ☑ **Field Duplicates**
   Were Field Duplicates submitted/analyzed? YES NO SEE ATTACHED

   Were all results were within criteria (Field Dup RPD goal = 50). YES NO NA (circle one)

9. ☑ **Laboratory Control Sample Results** (limits 70-130%)

   Were all results within limits? YES NO (circle one)

10. ☑ **Raw Data Review and Calculation Checks**
    SEE ATTACHED

11. ☑ **Electronic Data Review and Edits**

Does the EDD match the Form Is? (YES) NO (circle one)

12. ☑ **Tables Review**

Table 1 (Samples and Analytical Methods)
Table 2 (Analytical Results)
Table 3 (Qualification Actions)
Were all tables produced and reviewed? (YES) NO (circle one)

Table 4 (TICs) Did lab report TICs? YES (NO) (circle one)

TO-15	VP-NYSDEC-5-40	VP-NYSDEC-5-100		
parameter	result	result	RPD (<50)	action
Trichlorotrifluoromethane	10000	10000	0	
cis-1,2-Dichloroethene	2300	2300	0	
Trichloroethene	120000	120000	0	
Tetrachloroethene	8500	9600	12	
1,2-Dichloroethene (total)	2300	2300	0	

TO-15	VP-9-30	VP-9-100		
parameter	result	result	RPD (<50)	action
Trichlorotrifluoromethane	120	130	8	
Methyl ter-Butyl Ether	7.1	7	1	
cis-1,2-Dichloroethene	590	590	0	
Chloroform	69	71	3	
Trichloroethene	6900	6900	0	
1,1,2-Trichloroethane	26	25	4	
Tetrachloroethene	1200	1200	0	
1,2-Dichloroethene (total)	590	590	0	

TO-15	VP-9-40	VP-9-200		
parameter	result	result	RPD (<50)	action
1,1-Dichloroethene	520	640	21	
Trichlorotrifluoromethane	110000	130000	17	
trans-1,2-Dichloroethene	240	330	32	
cis-1,2-Dichloroethene	49000	64000	27	
n-Hexane	390		200	not evaluated - both < RL
Chloroform	500	650	26	
Trichloroethene	220000	290000	27	
Tetrachloroethene	25000	37000	39	
Cumene	350		200	not evaluated - both < RL
4-Ethyltoluene	350		200	not evaluated - both < RL
1,3,5-Trimethylbenzene	340		200	not evaluated - both < RL
1,2-Dichloroethene (total)	49000	64000	27	

TO-15	VP-105-50	VP-105-100		
parameter	result	result	RPD (<50)	action
CFC 12		4.9	200	not evaluated - both < RL
Trichlorofluoromethane	18	17	6	
Trichlorotrifluoromethane	2000	1800	11	
trans-1,2-Dichloroethene	9.3	7.9	16	
cis-1,2-Dichloroethene	1300	1000	26	
Chlorform	14	12	15	
Benzene	5.2	4.4	17	
Trichloroethene	4800	4200	13	
Tetrachloroethene	1100	970	13	
1,1-Difluoroethane	25	21	17	
CCF 22	160	150	6	
1,2-Dichloroethene (total)	1300	1100	17	

TO-15	VP-105-60	VP-105-200		
parameter	result	result	RPD (<50)	action
Trichlorofluoromethane	17	15	13	
Trichlorotrifluoromethane	110	96	14	
trans-1,2-Dichloroethene	5.2	4.2	21	
cis-1,2-Dichloroethene	420	340	21	
Chlorform	11	9.9	11	
Trichloroethene	4000	3400	16	
Toluene		3.6	200	not evaluated - both < RL
Tetrachloroethene	910	810	12	
1,1-Difluoroethane	32	27	17	
CCF 22	150	130	14	
1,2-Dichloroethene (total)	430	350	21	

TO-15	VP-107-33.5	VP-107-100		
parameter	result	result	RPD (<50)	action
Trichlorotrifluoromethane	1300	1300	0	
cis-1,2-Dichloroethene	560	620	10	
Trichloroethene	190000	210000	10	
Tetrachloroethene	1300	1400	7	
1,2-Dichloroethene (total)	560	620	10	

TO-15	VP-107-44	VP-107-200		
parameter	result	result	RPD (<50)	action
Trichlorotrifluoromethane	160	160	0	
cis-1,2-Dichloroethene	290	280	4	
Chloroform	47	45	4	
Trichloroethene	25000	24000	4	
Tetrachloroethene	920	930	1	
CFC 22	130	120	8	
1,2-Dichloroethene (total)	290	280	4	

TO-15	LIJ-VP-7-30	LIJ-VP-7-100		
parameter	result	result	RPD (<50)	action
Trichlorotrifluoromethane	370	350	6	
trans-1,2-Dichloroethene	110	100	10	
cis-1,2-Dichloroethene	9700	9200	5	
Chlorform	360	340	6	
Trichloroethene	100000	100000	0	
Tetrachloroethene	51000	48000	6	
1,2-Dichloroethene (total)	9900	9300	6	

TO-15	VP-8D-53.5	VP-8D-100		
parameter	result	result	RPD (<50)	action
Trichlorotrifluoromethane	320	330	3	
cis-1,2-Dichloroethene	570	560	2	
Chloroform	48	48	0	
Trichloroethene	47000	47000	0	
Tetrachloroethene	930	920	1	
CFC 22		180	200	not evaluated - both < RL
1,2-Dichloroethene (total)	570	560	2	

TO-15	VP-8D-62.5	VP-8D-200		
parameter	result	result	RPD (<50)	action
Vinyl Chloride		8.6	200	not evaluated RL 37/MRL 8
Trichlorofluoromethane		17	200	not evaluated - both < RL
1,1-Dichloroethene		8.9	200	not evaluated - both < RL
Trichlorotrifluoromethane	320	350	9	
trans-1,2-Dichloroethene		11	200	not evaluated - both < RL
cis-1,2-Dichloroethene	480	530	10	
Chloroform	47	52	10	
Trichloroethene	25000	25000	0	
1,1,2-Trichloroethane		15	200	not evaluated - both < RL
Tetrachloroethene	920	970	5	
CFC 22	170	180	6	
1,2-Dichloroethene (total)	480	540	12	

TO-15	VP-108-29.5	VP-108-100		
parameter	result	result	RPD (<50)	action
Trichlorotrifluoromethane	2500	2500	0	
cis-1,2-Dichloroethene	11000	11000	0	
Trichloroethene	4700	4500	4	
Tetrachloroethene	100000	99000	1	
1,2-Dichloroethene (total)	11000	11000	0	

ALS ENVIRONMENTAL

LABORATORY DUPLICATE SUMMARY RESULTS

Client: **Wood**
Client Sample ID: **VP-104-19**
Client Project ID: **Former Unisys SV Sampling / 3617187442**

ALS Project ID: P1900856
ALS Sample ID: P1900856-020DUP

Test Code: EPA TO-15
Instrument ID: Tekmar AUTOCAN/Agilent 5975Cinert/6890N/MS16
Analyst: Lusine Hakobyan
Sampling Media: 6.0 L Summa Canister
Test Notes:
Container ID: AC02002

Date Collected: 2/15/19
Date Received: 2/19/19
Date Analyzed: 2/27/19
Volume(s) Analyzed: 1.00 Liter(s)

Initial Pressure (psig): -3.26 Final Pressure (psig): 3.57

Container Dilution Factor: 1.60

Compound	Sample Result µg/m³	Sample Result ppbV	Duplicate Sample Result µg/m³	Duplicate Sample Result ppbV	Average µg/m³	% RPD	RPD Limit	Data Qualifier
Dichlorodifluoromethane (CFC 12)	2.32	0.469	2.46	0.497	2.39	**6**	25	
Chloromethane	ND	ND	ND	ND	-	-	25	
1,2-Dichloro-1,1,2,2-tetrafluoroethane (CFC 114)	ND	ND	ND	ND	-	-	25	
Vinyl Chloride	ND	ND	ND	ND	-	-	25	
1,3-Butadiene	ND	ND	ND	ND	-	-	25	
Bromomethane	ND	ND	ND	ND	-	-	25	
Chloroethane	ND	ND	ND	ND	-	-	25	
Acetone	4.52	1.90	4.65	1.96	4.585	**3**	25	**J**
Trichlorofluoromethane	9.26	1.65	9.26	1.65	9.26	**0**	25	
2-Propanol (Isopropyl Alcohol)	0.680	0.277	0.662	0.270	0.671	**3**	25	**J**
1,1-Dichloroethene	0.206	0.0521	0.198	0.0501	0.202	**4**	25	**J**
Methylene Chloride	0.365	0.105	0.370	0.106	0.3675	**1**	25	**J**
3-Chloro-1-propene (Allyl Chloride)	ND	ND	ND	ND	-	-	25	
Trichlorotrifluoroethane	45.4	5.93	42.7	5.58	44.05	**6**	25	
Carbon Disulfide	ND	ND	ND	ND	-	-	25	
trans-1,2-Dichloroethene	1.62	0.408	1.57	0.396	1.595	**3**	25	
1,1-Dichloroethane	ND	ND	ND	ND	-	-	25	
Methyl tert-Butyl Ether	ND	ND	ND	ND	-	-	25	
2-Butanone (MEK)	0.398	0.135	0.347	0.118	0.3725	**14**	25	**J**
cis-1,2-Dichloroethene	81.2	20.5	77.6	19.6	79.4	**5**	25	
n-Hexane	0.296	0.0840	0.219	0.0622	0.2575	**30**	25	**J, R1**

8

ND = Compound was analyzed for, but not detected above the laboratory detection limit.
J = The result is an estimated concentration that is less than the MRL but greater than or equal to the MDL.
R1 = Duplicate precision not within the specified limits; however, the results are below the MRL and considered estimated.

<LRL
NO EVALUATED
OK

ALS ENVIRONMENTAL

RESULTS OF ANALYSIS

Client: **Wood**
Client Project ID: **Former Unisys SV Sampling / 3617187442**

ALS Project ID: P1900838

Method Blank Summary

Test Code: EPA TO-15
Instrument ID: Tekmar AUTOCAN/Agilent 5975Cinert/6890N/MS16
Analyst: Lusine Hakobyan
Sampling Media: 6.0 L Silonite Canister(s)
Test Notes:

Lab File ID: 02221904.D
Date Analyzed: 2/22/19
Time Analyzed: 19:06

Client Sample ID	2-PROP	TCE	ALS Sample ID	Lab File ID	Time Analyzed
Lab Control Sample			P190222-LCS	02221905.D	19:38
VP-NYSDEC-5-20	ND	1600	P1900838-003	02221909.D	21:50
VP-NYSDEC-5-20 (Lab Duplicate)			P1900838-003DUP	02221910.D	22:22
VP-9-30	ND	6900	P1900838-010	02221913.D	00:01
VP-9-50	ND	17000	P1900838-012	02221914.D	00:34
VP-9-60	ND	16000	P1900838-013	02221915.D	01:07
VP-9-100	ND	6900	P1900838-014	02221916.D	01:40
VP-105-72	ND	1600	P1900838-021	02221918.D	02:46
VP-105-100	ND	4200	P1900838-022	02221919.D	03:19
VP-105-200	ND	3400	P1900838-023	02221920.D	03:52

OK
NO QUALS

ALS ENVIRONMENTAL

RESULTS OF ANALYSIS

Client: **Wood**
Client Sample ID: **Method Blank**
Client Project ID: **Former Unisys SV Sampling / 3617187442**

ALS Project ID: P1900838
ALS Sample ID: P190222-MB

Test Code: EPA TO-15
Instrument ID: Tekmar AUTOCAN/Agilent 5975Cinert/6890N/MS16
Analyst: Lusine Hakobyan
Sampling Media: 6.0 L Silonite Canister
Test Notes:

Date Collected: NA
Date Received: NA
Date Analyzed: 2/22/19
Volume(s) Analyzed: 1.00 Liter(s)

Container Dilution Factor: 1.00

CAS #	Compound	Result µg/m³	MRL µg/m³	MDL µg/m³	Result ppbV	MRL ppbV	MDL ppbV	Data Qualifier
75-71-8	Dichlorodifluoromethane (CFC 12)	ND	0.52	0.087	ND	0.11	0.018	
74-87-3	Chloromethane	ND	0.50	0.086	ND	0.24	0.042	
76-14-2	1,2-Dichloro-1,1,2,2-tetrafluoroethane (CFC 114)	ND	0.51	0.084	ND	0.073	0.012	
75-01-4	Vinyl Chloride	ND	0.11	0.057	ND	0.043	0.022	
106-99-0	1,3-Butadiene	ND	0.52	0.088	ND	0.24	0.040	
74-83-9	Bromomethane	ND	0.50	0.074	ND	0.13	0.019	
75-00-3	Chloroethane	ND	0.51	0.066	ND	0.19	0.025	
67-64-1	Acetone	ND	5.4	1.2	ND	2.3	0.51	
75-69-4	Trichlorofluoromethane	ND	0.53	0.081	ND	0.094	0.014	
67-63-0	2-Propanol (Isopropyl Alcohol)	**0.22**	2.1	0.22	**0.091**	0.85	0.090	J
75-35-4	1,1-Dichloroethene	ND	0.54	0.074	ND	0.14	0.019	
75-09-2	Methylene Chloride	ND	0.54	0.15	ND	0.16	0.043	
107-05-1	3-Chloro-1-propene (Allyl Chloride)	ND	0.53	0.072	ND	0.17	0.023	
76-13-1	Trichlorotrifluoroethane	ND	0.53	0.076	ND	0.069	0.0099	
75-15-0	Carbon Disulfide	ND	1.1	0.16	ND	0.35	0.051	
156-60-5	trans-1,2-Dichloroethene	ND	0.53	0.074	ND	0.13	0.019	
75-34-3	1,1-Dichloroethane	ND	0.52	0.078	ND	0.13	0.019	
1634-04-4	Methyl tert-Butyl Ether	ND	0.54	0.063	ND	0.15	0.017	
78-93-3	2-Butanone (MEK)	ND	1.0	0.11	ND	0.34	0.037	
156-59-2	cis-1,2-Dichloroethene	ND	0.53	0.075	ND	0.13	0.019	
110-54-3	n-Hexane	ND	0.54	0.11	ND	0.15	0.031	

ND = Compound was analyzed for, but not detected above the laboratory detection limit.
MRL = Method Reporting Limit - The minimum quantity of a target analyte that can be confidently determined by the referenced method.
J = The result is an estimated concentration that is less than the MRL but greater than or equal to the MDL.

NO QUALS
All ND

ALS ENVIRONMENTAL

RESULTS OF ANALYSIS

Client: **Wood**
Client Sample ID: **Method Blank**
Client Project ID: **Former Unisys SV Sampling / 3617187442**

ALS Project ID: P1900838
ALS Sample ID: P190222-MB

Test Code: EPA TO-15
Instrument ID: Tekmar AUTOCAN/Agilent 5975Cinert/6890N/MS16
Analyst: Lusine Hakobyan
Sampling Media: 6.0 L Silonite Canister
Test Notes:

Date Collected: NA
Date Received: NA
Date Analyzed: 2/22/19
Volume(s) Analyzed: 1.00 Liter(s)

Container Dilution Factor: 1.00

CAS #	Compound	Result µg/m³	MRL µg/m³	MDL µg/m³	Result ppbV	MRL ppbV	MDL ppbV	Data Qualifier
67-66-3	Chloroform	ND	0.54	0.071	ND	0.11	0.015	
107-06-2	1,2-Dichloroethane	ND	0.53	0.059	ND	0.13	0.015	
71-55-6	1,1,1-Trichloroethane	ND	0.54	0.066	ND	0.099	0.012	
71-43-2	Benzene	ND	0.52	0.077	ND	0.16	0.024	
56-23-5	Carbon Tetrachloride	ND	0.10	0.074	ND	0.016	0.012	
110-82-7	Cyclohexane	ND	1.0	0.15	ND	0.29	0.044	
78-87-5	1,2-Dichloropropane	ND	0.54	0.066	ND	0.12	0.014	
75-27-4	Bromodichloromethane	ND	0.53	0.077	ND	0.079	0.011	
79-01-6	Trichloroethene	**0.11**	0.11	0.072	**0.020**	0.020	0.013	J
123-91-1	1,4-Dioxane	ND	0.53	0.063	ND	0.15	0.017	
10061-01-5	cis-1,3-Dichloropropene	ND	0.56	0.083	ND	0.12	0.018	
108-10-1	4-Methyl-2-pentanone	ND	0.53	0.073	ND	0.13	0.018	
10061-02-6	trans-1,3-Dichloropropene	ND	0.53	0.11	ND	0.12	0.024	
79-00-5	1,1,2-Trichloroethane	ND	0.54	0.054	ND	0.099	0.0099	
108-88-3	Toluene	ND	0.53	0.065	ND	0.14	0.017	
591-78-6	2-Hexanone	ND	0.54	0.066	ND	0.13	0.016	
124-48-1	Dibromochloromethane	ND	0.54	0.070	ND	0.063	0.0082	
106-93-4	1,2-Dibromoethane	ND	0.54	0.062	ND	0.070	0.0081	
127-18-4	Tetrachloroethene	ND	0.53	0.069	ND	0.078	0.010	
108-90-7	Chlorobenzene	ND	0.53	0.071	ND	0.12	0.015	
100-41-4	Ethylbenzene	ND	0.52	0.075	ND	0.12	0.017	
179601-23-1	m,p-Xylenes	ND	1.1	0.14	ND	0.25	0.032	

ND = Compound was analyzed for, but not detected above the laboratory detection limit.
MRL = Method Reporting Limit - The minimum quantity of a target analyte that can be confidently determined by the referenced method.
J = The result is an estimated concentration that is less than the MRL but greater than or equal to the MDL.

NO QUALS
All > 10X blank conc

ALS ENVIRONMENTAL

RESULTS OF ANALYSIS

Client: **Wood**
Client Sample ID: **VP-105-100**
Client Project ID: **Former Unisys SV Sampling / 3617187442**

ALS Project ID: P1900838
ALS Sample ID: P1900838-022

Test Code: EPA TO-15
Instrument ID: Tekmar AUTOCAN/Agilent 5975Cinert/6890N/MS16
Analyst: Lusine Hakobyan
Sampling Media: 6.0 L Silonite Canister
Test Notes:
Container ID: AS00418

Date Collected: 2/13/19
Date Received: 2/18/19
Date Analyzed: 2/23/19
Volume(s) Analyzed: 0.030 Liter(s)

Initial Pressure (psig): -3.22 Final Pressure (psig): 4.00

Container Dilution Factor: 1.63

CAS #	Compound	Result µg/m³	MRL µg/m³	MDL µg/m³	Result ppbV	MRL ppbV	MDL ppbV	Data Qualifier
67-66-3	Chloroform	**12**	29	3.9	**2.4**	6.0	0.79	**J**
107-06-2	1,2-Dichloroethane	ND	29	3.2	ND	7.1	0.79	
71-55-6	1,1,1-Trichloroethane	ND	29	3.6	ND	5.4	0.66	
71-43-2	Benzene	**4.4**	28	4.2	**1.4**	8.8	1.3	**J**
56-23-5	Carbon Tetrachloride	ND	5.4	4.0	ND	0.86	0.64	
110-82-7	Cyclohexane	ND	54	8.2	ND	16	2.4	
78-87-5	1,2-Dichloropropane	ND	29	3.6	ND	6.4	0.78	
75-27-4	Bromodichloromethane	ND	29	4.2	ND	4.3	0.62	
79-01-6	Trichloroethene	**4,200**	6.0	3.9	**780**	1.1	0.73	**B**
123-91-1	1,4-Dioxane	ND	29	3.4	ND	8.0	0.95	
10061-01-5	cis-1,3-Dichloropropene	ND	30	4.5	ND	6.7	0.99	
108-10-1	4-Methyl-2-pentanone	ND	29	4.0	ND	7.0	0.97	
10061-02-6	trans-1,3-Dichloropropene	ND	29	6.0	ND	6.3	1.3	
79-00-5	1,1,2-Trichloroethane	ND	29	2.9	ND	5.4	0.54	
108-88-3	Toluene	ND	29	3.5	ND	7.6	0.94	
591-78-6	2-Hexanone	ND	29	3.6	ND	7.2	0.88	
124-48-1	Dibromochloromethane	ND	29	3.8	ND	3.4	0.45	
106-93-4	1,2-Dibromoethane	ND	29	3.4	ND	3.8	0.44	
127-18-4	Tetrachloroethene	**970**	29	3.7	**140**	4.2	0.55	
108-90-7	Chlorobenzene	ND	29	3.9	ND	6.3	0.84	
100-41-4	Ethylbenzene	ND	28	4.1	ND	6.5	0.94	
179601-23-1	m,p-Xylenes	ND	60	7.6	ND	14	1.8	

ND = Compound was analyzed for, but not detected above the laboratory detection limit.
MRL = Method Reporting Limit - The minimum quantity of a target analyte that can be confidently determined by the referenced method.
J = The result is an estimated concentration that is less than the MRL but greater than or equal to the MDL.
B = Analyte detecte in both the sample and the associated method blank.

$$\frac{(4200)(24.46)}{131.4} = 782$$

$$\frac{4.00 + 14.7}{-3.22 + 14.7} = \frac{18.70}{11.48} = 1.63$$

Quantitation Report (QT Reviewed)

Data File: I:\MS16\DATA\2019 02\22\02221919.D
Acq On : 23 Feb 2019 [illegible] Operator: LH
Sample : P1900838-022 (30mL)
Misc : S31-02111911
ALS Vial : 7 Sample Multiplier: 1

Quant Time: Feb 27 17:53:35 2019
Quant Method : I:\MS16\METHODS\R16010419.M
Quant Title : EPA TO-15 per SOP VOA-TO15 (CASS TO-15/GC-MS)
QLast Update : Sun Feb 17 08:46:36 2019
Response via : Initial Calibration
DataAcq Meth:TO15.M

LH 2/27/19

Internal Standards	R.T.	QIon	Response	Conc Units	Dev(Min)
1) Bromochloromethane (IS1)	11.32	130	234761	12.500 ng	-0.01
37) 1,4-Difluorobenzene (IS2)	13.43	114	967126	12.500 ng	0.00
56) Chlorobenzene-d5 (IS3)	17.72	82	395736	12.500 ng	0.00
System Monitoring Compounds					
33) 1,2-Dichloroethane-d4(...	12.17	65	285057	11.092 ng	-0.01
Spiked Amount 12.500	Range 70 - 130		Recovery = 88.72%		
57) Toluene-d8 (SS2)	15.87	98	933143	15.730 ng	0.00
Spiked Amount 12.500	Range 70 - 130		Recovery = 125.84%		
73) Bromofluorobenzene (SS3)	19.09	174	355572	14.390 ng	0.00
Spiked Amount 12.500	Range 70 - 130		Recovery = 115.12%		

Target Compounds					Qvalue
2) Propene	4.08	42	810	N.D.	
3) Dichlorodifluoromethan...	4.23	85	4030	0.091 ng #	90
4) Chloromethane	0.00	50	0	N.D.	
5) 1,2-Dichloro-1,1,2,2-t...	0.00	135	0	N.D.	
6) Vinyl Chloride	0.00	62	0	N.D.	
7) 1,3-Butadiene	0.00	54	0	N.D.	
8) Bromomethane	0.00	94	0	N.D.	
9) Chloroethane	0.00	64	0	N.D.	
10) Ethanol	6.51	45	1995	0.109 ng	68
11) Acetonitrile	0.00	41	0	N.D.	
12) Acrolein	0.00	56	0	N.D.	
13) Acetone	7.21	58	1559	0.079 ng	96
14) Trichlorofluoromethane	7.36	101	11663	0.305 ng	99
15) 2-Propanol (Isopropanol)	7.75	45	871	N.D.	
16) Acrylonitrile	0.00	53	0	N.D.	
17) 1,1-Dichloroethene	8.35	96	1157	0.051 ng	98
18) 2-Methyl-2-Propanol (t...	0.00	59	0	N.D. d	
19) Methylene Chloride	0.00	84	0	N.D.	
20) 3-Chloro-1-propene (Al...	8.62	41	298	N.D.	
21) Trichlorotrifluoroethane	8.99	151	701924	33.157 ng	93
22) Carbon Disulfide	8.88	76	1038	N.D.	
23) trans-1,2-Dichloroethene	9.88	61	4930	0.146 ng	98
24) 1,1-Dichloroethane	10.12	63	656	N.D.	
25) Methyl tert-Butyl Ether	0.00	73	0	N.D.	
26) Vinyl Acetate	0.00	86	0	N.D.	
27) 2-Butanone (MEK)	0.00	72	0	N.D.	
28) cis-1,2-Dichloroethene	11.14	61	631341	19.319 ng	92
29) Diisopropyl Ether	11.48	87	818	N.D.	
30) Ethyl Acetate	11.42	61	110	N.D.	
31) n-Hexane	0.00	57	0	N.D.	
32) Chloroform	11.49	83	8574	0.217 ng	99
34) Tetrahydrofuran (THF)	0.00	72	0	N.D.	
35) Ethyl tert-Butyl Ether	0.00	87	0	N.D.	
36) 1,2-Dichloroethane	0.00	62	0	N.D.	
38) 1,1,1-Trichloroethane	12.56	97	908	N.D.	
39) Isopropyl Acetate	0.00	61	0	N.D.	
40) 1-Butanol	0.00	56	0	N.D.	
41) Benzene	13.04	78	8051	0.081 ng	99
42) Carbon Tetrachloride	13.20	117	411	N.D.	
43) Cyclohexane	13.42	84	376	N.D.	
44) tert-Amyl Methyl Ether	0.00	73	0	N.D.	
45) 1,2-Dichloropropane	13.91	63	384	N.D.	
46) Bromodichloromethane	0.00	83	0	N.D. d	
47) Trichloroethene	14.13	130	1868922	76.732 ng	100
48) 1,4-Dioxane	0.00	88	0	N.D.	
49) 2,2,4-Trimethylpentane...	14.19	57	413	N.D.	

$\frac{(1868922)(12.5)}{(967126)(0.315)} =$

$\frac{23361525}{304644.69} = 76.68$

$\frac{(76.68)(1.63)}{0.03L} =$

$= 4166.28$

$= 4200$

Quantitation Report (QT Reviewed)

Data File: I:\MS16\DATA\2019 02\22\02221919.D
Acq On : 23 Feb 2019 3:19 Operator: LH
Sample : P1900838-022 (30mL)
Misc : S31-02111911
ALS Vial : 7 Sample Multiplier: 1

Quant Time: Feb 27 17:53:35 2019
Quant Method : I:\MS16\METHODS\R16010419.M
Quant Title : EPA TO-15 per SOP VOA-TO15 (CASS TO-15/GC-MS)
QLast Update : Sun Feb 17 08:46:36 2019
Response via : Initial Calibration
DataAcq Meth:TO15.M



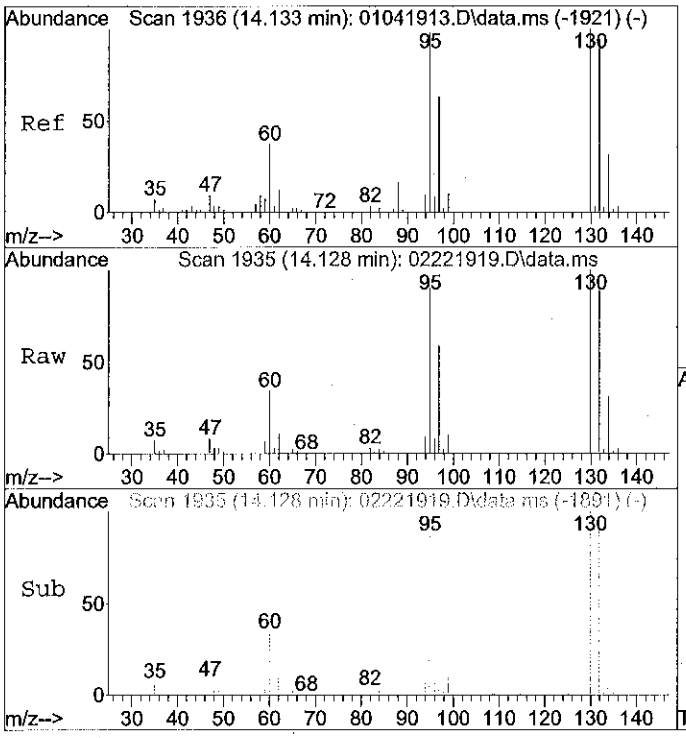

#47
Trichloroethene
Concen: 76.73 ng
RT: 14.13 min Scan# 1935
Delta R.T. -0.005 min
Lab File: 02221919.D
Acq: 23 Feb 2019 3:19

Tgt Ion:130 Resp: 1868922

Ion	Ratio	Lower	Upper
130	100		
132	96.1	75.8	115.8

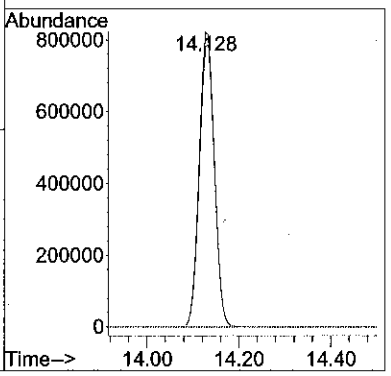

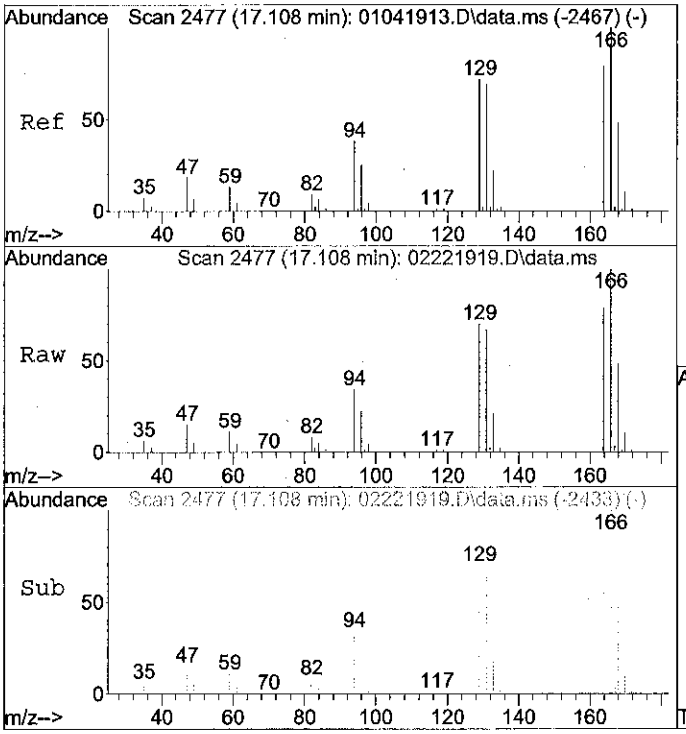

#64
Tetrachloroethene
Concen: 17.87 ng
RT: 17.11 min Scan# 2477
Delta R.T. -0.005 min
Lab File: 02221919.D
Acq: 23 Feb 2019 3:19

Tgt Ion:166 Resp: 442114

Ion	Ratio	Lower	Upper
166	100		
164	77.9	58.7	98.7

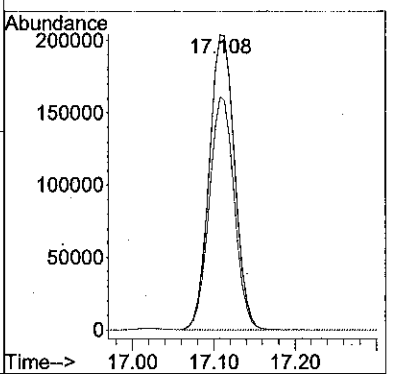

Response Factor Report GCMS-16

Method Path : I:\MS16\METHODS\
Method File : R16010419.M
Title : EPA TO-15 per SOP VOA-TO15 (CASS TO-15/GC-MS)
Last Update : Mon Jan 07 09:35:58 2019
Response Via : Initial Calibration

LH 1/7/19

Calibration Files
0.1 =01041908.D 0.2 =01041909.D 0.5 =01041910.D 1.0 =01041911.D 5.0 =01041912.D 25 =01041
100 =01041915.D

		Compound	0.1	0.2	0.5	1.0	5.0	25	50	100	Avg	%RSD
1)	IR	Bromochloromethane...	----------ISTD----------									
2)	T	Propene	1.722	1.415	1.245	1.239	1.184	1.202	1.155	1.341	1.313	14.17
3)	T	Dichlorodifluo...	2.820	2.475	2.499	2.450	2.327	2.281	2.125	1.984	2.370	10.77
4)	T	Chloromethane	2.506	2.151	2.023	1.807	1.880	1.872	1.646	1.185	1.884	20.35
5)	T	1,2-Dichloro-1...	1.491	1.321	1.379	1.332	1.260	1.230	1.174	1.090	1.285	9.70
6)	T	Vinyl Chloride	2.266	1.978	1.986	1.988	1.914	1.867	1.756	1.631	1.923	9.74
7)	T	1,3-Butadiene	1.788	1.536	1.365	1.274	1.349	1.325	1.234	1.127	1.375	14.84
8)	T	Bromomethane	1.330	1.162	1.196	1.145	1.127	1.150	1.110	1.038	1.157	7.23
9)	T	Chloroethane	1.088	0.950	0.987	0.953	0.924	0.932	0.902	0.855	0.949	7.19
10)	T	Ethanol	1.348	1.095	0.924	0.835	1.131	0.888	0.815	0.736	0.971	20.97
11)	T	Acetonitrile			2.718	2.559	2.683	2.367	2.259	2.174	2.460	9.22
12)	T	Acrolein	1.349	0.966	0.837	0.802	0.778	0.770	0.743	0.710	0.869	24.02
13)	T	Acetone	1.547	1.238	1.114	1.046	1.000	0.922	0.813	0.693	1.047	25.27
14)	T	Trichlorofluor...	2.407	2.147	2.150	2.091	1.985	1.922	1.834	1.730	2.033	10.45
15)	T	2-Propanol (Is...	3.602	3.247	3.229	3.052	3.279	3.172	2.868	2.071	3.065	14.76
16)	T	Acrylonitrile	1.947	1.772	1.731	1.737	1.765	1.752	1.670	1.590	1.745	5.81
17)	T	1,1-Dichloroet...	1.390	1.264	1.234	1.205	1.177	1.192	1.147	1.080	1.211	7.53
18)	T	2-Methyl-2-Pro...	3.482	3.111	3.206	3.135	3.005	3.117	2.909	2.367	3.041	10.50
19)	T	Methylene Chlo...	1.787	1.434	1.380	1.322	1.258	1.259	1.196	1.109	1.343	15.37
20)	T	3-Chloro-1-pro...	1.968	1.779	1.749	1.707	1.662	1.692	1.603	1.485	1.706	8.22
21)	T	Trichlorotrifl...	1.297	1.210	1.188	1.140	1.084	1.074	1.037	0.987	1.127	9.01
22)	T	Carbon Disulfide		5.320	4.992	4.647	4.542	4.599	4.343	4.006	4.635	9.19
23)	T	trans-1,2-Dich...	2.077	1.844	1.874	1.805	1.741	1.765	1.696	1.602	1.800	7.82
24)	T	1,1-Dichloroet...	2.583	2.279	2.279	2.243	2.153	2.151	2.062	1.942	2.212	8.55
25)	T	Methyl tert-Bu...	4.150	3.631	3.707	3.628	3.447	3.389	3.272	3.073	3.537	9.17
26)	T	Vinyl Acetate	0.290	0.269	0.263	0.250	0.283	0.278	0.255	0.216	0.263	8.97
27)	T	2-Butanone (MEK)	0.937	0.847	0.931	0.903	0.900	0.874	0.842	0.792	0.878	5.60
28)	T	cis-1,2-Dichlo...	2.071	1.786	1.798	1.765	1.690	1.690	1.609	1.511	1.740	9.48
29)	T	Diisopropyl Ether	1.407	1.217	1.042	1.022	0.950	0.915	0.847	0.716	1.015	21.29
30)	T	Ethyl Acetate	0.475	0.454	0.479	0.480	0.474	0.460	0.415	0.341	0.447	10.77
31)	T	n-Hexane		2.184	2.233	2.155	1.947	1.791	1.680	1.430	1.917	15.61
32)	T	Chloroform	2.486	2.193	2.259	2.159	2.058	2.021	1.900	1.762	2.105	10.60
33)	S	1,2-Dichloroet...	1.389	1.378	1.399	1.397	1.382	1.345	1.341	1.315	1.368	2.25
34)	T	Tetrahydrofura...	1.028	0.885	0.876	0.883	0.845	0.848	0.817	0.772	0.869	8.58
35)	T	Ethyl tert-But...	1.644	1.463	1.495	1.475	1.396	1.387	1.349	1.260	1.434	7.98
36)	T	1,2-Dichloroet...	1.818	1.533	1.552	1.516	1.415	1.401	1.342	1.267	1.480	11.37
37)	IR	1,4-Difluorobenzen...	----------ISTD----------									
38)	T	1,1,1-Trichlor...	0.469	0.420	0.416	0.406	0.394	0.401	0.379	0.361	0.406	7.86
39)	T	Isopropyl Acetate	0.218	0.194	0.199	0.195	0.191	0.192	0.178	0.156	0.190	9.36
40)	T	1-Butanol	0.335	0.302	0.309	0.311	0.331	0.338	0.311	0.257	0.312	8.27
41)	T	Benzene	1.865	1.505	1.368	1.267	1.158	1.145	1.056	0.883	1.281	23.65
42)	T	Carbon Tetrach...	0.396	0.363	0.365	0.359	0.352	0.367	0.353	0.339	0.362	4.62
43)	T	Cyclohexane	0.519	0.471	0.471	0.451	0.435	0.433	0.398	0.342	0.440	12.08
44)	T	tert-Amyl Meth...	0.899	0.810	0.813	0.790	0.771	0.787	0.754	0.699	0.790	7.24
45)	T	1,2-Dichloropr...	0.338	0.305	0.307	0.293	0.282	0.286	0.276	0.260	0.293	8.10
46)	T	Bromodichlorom...	0.419	0.366	0.369	0.364	0.364	0.377	0.358	0.330	0.368	6.67
47)	T	Trichloroethene	0.383	0.324	0.328	0.314	0.302	0.305	0.293	0.268	0.315	10.64
48)	T	1,4-Dioxane	0.296	0.268	0.275	0.257	0.249	0.256	0.240	0.216	0.257	9.31
49)	T	2,2,4-Trimethy...	1.545	1.339	1.298	1.233	1.170	1.166	1.090	0.966	1.226	14.20
50)	T	Methyl Methacr...	0.116	0.108	0.115	0.114	0.112	0.116	0.110	0.099	0.111	5.09
51)	T	n-Heptane	0.339	0.307	0.297	0.284	0.263	0.257	0.247	0.229	0.278	12.92
52)	T	cis-1,3-Dichlo...	0.489	0.424	0.437	0.430	0.468	0.472	0.455	0.420	0.447	5.30
53)	T	4-Methyl-2-pen...	0.285	0.267	0.283	0.285	0.269	0.284	0.267	0.240	0.273	5.66
54)	T	trans-1,3-Dich...	0.402	0.367	0.377	0.379	0.376	0.430	0.417	0.398	0.393	5.70

APPENDIX C

NESTED WELL SOIL VAPOR SAMPLE COLLECTION LOGS

Lockheed Martin Corporation
SOP SSDS-28 – Soil Vapor Sampling from Nested Well

SOP Owner:	Amec E&E, PC
SOP No.:	SSDS-28
Revision No.	02
Revision Date:	1/23/2018
Revision By:	EAW
Approved By:	LMC | DNY

Soil Vapor Sample Collection Log

		Sample ID:	VP-105-5
Client:	Lockheed Martin Corporation	Sampling Depth:	5'
Project:	Former Unisys Facility	Time and Date of Installation:	2/13/19
Location:	Lake Success, NY	Miscellaneous Equipment:	Low Flow Pump
Project #:	3617187442	Moisture Content:	DNY
Samplers:	EW | EV | JL		

Instrument Readings

Date	Time	Canister Vacuum (a) (inches of Hg)	Temperature (°F)	Relative Humidity (%)	Air Speed (mph)	Barometric Pressure (inches of Hg)	PID (ppb)
2/13/19	1436	-30	-37	90	20	-29.38	0.3
2/13/19	1816	-8.0					

(a) Record canister information at a minimum at the beginning and end of sampling

Summa Canister Information:

Size (circle one):	1 L 6 L
Canister ID:	AC01919
Flow Controller ID:	OAC052
Notes:	

Leak Test Information (if applicable):

Leak-Down Test Good

General Observations/Notes:

Lockheed Martin Corporation
SOP SSDS-28 – Soil Vapor Sampling from Nested Well

SOP Owner:	Amec E&E, PC
SOP No.:	SSDS-28
Revision No.	02
Revision Date:	1/23/2018
Revision By:	EAW
Approved By:	CDM/LM

Soil Vapor Sample Collection Log

		Sample ID:	VP-105-10
Client:	Lockheed Martin Corporation	Sampling Depth:	10'
Project:	Former Unisys Facility	Time and Date of Installation:	2/13/19
Location:	Lake Success, NY	Miscellaneous Equipment:	Low Flow Pump
Project #:	3617187442	Moisture Content:	Dry
Samplers:	EW/EV/DL		

Instrument Readings

Date	Time	Canister Vacuum (a) (inches of Hg)	Temperature (°F)	Relative Humidity (%)	Air Speed (mph)	Barometric Pressure (inches of Hg)	PID ~~(ppb)~~ ppm
2/13/19	1439	-30	-37	90	20	-29.38 in	10
2/13/19	1813	-8.0					

(a) Record canister information at a minimum at the beginning and end of sampling

Summa Canister Information:

Size (circle one):	1 L (6 L)
Canister ID:	AS01332
Flow Controller ID:	OA00078
Notes:	

Leak Test Information (if applicable):

Leak down test good

General Observations/Notes:

Soil Vapor Sample Collection Log

		Sample ID:	VP-105-20
Client:	Lockheed Martin Corporation	Sampling Depth:	20'
Project:	Former Unisys Facility	Time and Date of Installation:	2/13/19
Location:	Lake Success, NY	Miscellaneous Equipment:	Low Flow Pump
Project #:	3617187442	Moisture Content:	Dry
Samplers:	EW/EV/JL		

Instrument Readings

Date	Time	Canister Vacuum (a) (inches of Hg)	Temperature (°F)	Relative Humidity (%)	Air Speed (mph)	Barometric Pressure (inches of Hg)	PID ~~(ppb)~~
2/13/19	1423	-30	37	90	20	29.35	~~-60~~ ppm 61.7
2/13/19	1811	-8.0					

(a) Record canister information at a minimum at the beginning and end of sampling

Summa Canister Information:

Size (circle one):	1 L (6 L)
Canister ID:	A501315
Flow Controller ID:	OA00238
Notes:	

Leak Test Information (if applicable):

Leak Down Test Passed

General Observations/Notes:

Lockheed Martin Corporation
SOP SSDS-28 – Soil Vapor Sampling from Nested Well

SOP Owner:	Amec E&E, PC
SOP No.:	SSDS-28
Revision No.	02
Revision Date:	1/23/2018
Revision By:	EAW
Approved By:	umc/km

Soil Vapor Sample Collection Log

		Sample ID:	VP-105-50
Client:	Lockheed Martin Corporation	Sampling Depth:	50'
Project:	Former Unisys Facility	Time and Date of Installation:	2/13/19
Location:	Lake Success, NY	Miscellaneous Equipment:	Low Flow Pump
Project #:	3617187442	Moisture Content:	Dry
Samplers:	EW/EV/DL		

Instrument Readings

Date	Time	Canister Vacuum (a) (inches of Hg)	Temperature (°F)	Relative Humidity (%)	Air Speed (mph)	Barometric Pressure (inches of Hg)	PID (ppb)
2/13/19	1459	-29	37	90	20	-29.357	3550
2/13/19	1810	-8.0					

(a) Record canister information at a minimum at the beginning and end of sampling

Summa Canister Information:

Size (circle one):	1 L 6 L
Canister ID:	AC02147
Flow Controller ID:	OA01912
Notes:	

Leak Test Information (if applicable):

Leak Down Test Passed

General Observations/Notes:

Lockheed Martin Corporation
SOP SSDS-28 – Soil Vapor Sampling from Nested Well

SOP Owner:	Amec E&E, PC
SOP No.:	SSDS-28
Revision No.	02
Revision Date:	1/23/2018
Revision By:	EAW
Approved By:	cpm / lm

Soil Vapor Sample Collection Log

		Sample ID:	VP-105-100
Client:	Lockheed Martin Corporation	Sampling Depth:	50'
Project:	Former Unisys Facility	Time and Date of Installation:	2/13/19
Location:	Lake Success, NY	Miscellaneous Equipment:	Low flow pump
Project #:	3617187442	Moisture Content:	Dry
Samplers:			

Instrument Readings

Date	Time	Canister Vacuum (a) (inches of Hg)	Temperature (°F)	Relative Humidity (%)	Air Speed (mph)	Barometric Pressure (inches of Hg)	PID (ppb)
2/13/19	1459	-28	37	90	20	-29.38↑	3550
2/13/19	1807	-8.0					

(a) Record canister information at a minimum at the beginning and end of sampling

Summa Canister Information:

Size (circle one):	1 L 6 L
Canister ID:	A500418
Flow Controller ID:	OA00801
Notes:	

Leak Test Information (if applicable):

leak down test good

General Observations/Notes:

Soil Vapor Sample Collection Log

		Sample ID:	VP-105-60
Client:	Lockheed Martin Corporation	Sampling Depth:	60'
Project:	Former Unisys Facility	Time and Date of Installation:	2/13/19
Location:	Lake Success, NY	Miscellaneous Equipment:	Low Flow pump
Project #:	3617187442	Moisture Content:	Dry
Samplers:	EW/EVJ JC		

Instrument Readings

Date	Time	Canister Vacuum (a) (inches of Hg)	Temperature (°F)	Relative Humidity (%)	Air Speed (mph)	Barometric Pressure (inches of Hg)	PID (ppb)
2/13/19	1514	-29	-37	90	20	-29.38	3220
	1834	-8.0					

(a) Record canister information at a minimum at the beginning and end of sampling

Summa Canister Information:

Size (circle one):	1 L 6 L
Canister ID:	AS01348
Flow Controller ID:	OA01458
Notes:	

Leak Test Information (if applicable):

leak down test good

General Observations/Notes:

Soil Vapor Sample Collection Log

		Sample ID:	VP-105-72
Client:	Lockheed Martin Corporation	Sampling Depth:	72
Project:	Former Unisys Facility	Time and Date of Installation:	2/13/19
Location:	Lake Success, NY	Miscellaneous Equipment:	Low flow Pump
Project #:	3617187442	Moisture Content:	Dry
Samplers:			

Instrument Readings

Date	Time	Canister Vacuum (a) (inches of Hg)	Temperature (°F)	Relative Humidity (%)	Air Speed (mph)	Barometric Pressure (inches of Hg)	PID (ppb)
2/13/19	1508	-30	-37	90	20	-29.35↑	3060
	1841	-9.0					

(a) Record canister information at a minimum at the beginning and end of sampling

Summa Canister Information:

Size (circle one):	1 L 6 L
Canister ID:	AS01376
Flow Controller ID:	0AD0888
Notes:	

Leak Test Information (if applicable):

Leak down Test Pass

General Observations/Notes:

Soil Vapor Sample Collection Log

		Sample ID:	VP-105-200
Client:	Lockheed Martin Corporation	Sampling Depth:	60
Project:	Former Unisys Facility	Time and Date of Installation:	2/13/19
Location:	Lake Success, NY	Miscellaneous Equipment:	Low Flow Pump
Project #:	3617187442	Moisture Content:	Dry
Samplers:	DL + EV		

Instrument Readings

Date	Time	Canister Vacuum (a) (inches of Hg)	Temperature (°F)	Relative Humidity (%)	Air Speed (mph)	Barometric Pressure (inches of Hg)	PID (ppb)
2/13/19	15 14	-30	37	90	20	29.8 A	0
	~~18 35~~						
	18 40	-8.5					

(a) Record canister information at a minimum at the beginning and end of sampling

Summa Canister Information:

Size (circle one):	1 L (6 L)
Canister ID:	AC02318
Flow Controller ID:	OA01752
Notes:	

Leak Test Information (if applicable):

Leak Down Test Passed

General Observations/Notes:

Lockheed Martin Corporation
SOP SSDS-28 – Soil Vapor Sampling from Nested Well

SOP Owner:	Amec E&E, PC
SOP No.:	SSDS-28
Revision No.	02
Revision Date:	1/23/2018
Revision By:	EAW
Approved By:	lmc/cpm

Soil Vapor Sample Collection Log

		Sample ID:	VP-105-32
Client:	Lockheed Martin Corporation	Sampling Depth:	32'
Project:	Former Unisys Facility	Time and Date of Installation:	2/13/19
Location:	Lake Success, NY	Miscellaneous Equipment:	Low Flow Pump
Project #:	3617187442	Moisture Content:	Moist
Samplers:	EW/EV/JR		

Instrument Readings

Date	Time	Canister Vacuum (a) (inches of Hg)	Temperature (°F)	Relative Humidity (%)	Air Speed (mph)	Barometric Pressure (inches of Hg)	PID (ppb)
2/13/19	1450	-30	37	90	20	29.35	1800

(a) Record canister information at a minimum at the beginning and end of sampling

Summa Canister Information:

Size (circle one):	1 L 6 L
Canister ID:	AS01025
Flow Controller ID:	OA00646
Notes:	

Leak Test Information (if applicable):

LD Test Passed

General Observations/Notes:

Lockheed Martin Corporation
SOP SSDS-28 – Soil Vapor Sampling from Nested Well

SOP Owner:	Amec E&E, PC
SOP No.:	SSDS-28
Revision No.	02
Revision Date:	1/23/2018
Revision By:	EAW
Approved By:	LMC / CDM

Soil Vapor Sample Collection Log

		Sample ID:	VP-NYSDEC-5-5
Client:	Lockheed Martin Corporation	Sampling Depth:	5'
Project:	Former Unisys Facility	Time and Date of Installation:	2/13/19
Location:	Lake Success, NY	Miscellaneous Equipment:	Low flow Pump
Project #:	3617187442	Moisture Content:	Dry
Samplers:	Eric Weinstock + Jazmin Lopez		

Instrument Readings

Date	Time	Canister Vacuum (a) (inches of Hg)	Temperature (°F)	Relative Humidity (%)	Air Speed (mph)	Barometric Pressure (inches of Hg)	PID (ppb)
2/13/19	1045	-30	37	90	20	29.38 in	300
2/13/19	1347	-8.5					closed

(a) Record canister information at a minimum at the beginning and end of sampling

Summa Canister Information:

Size (circle one):	1 L / 6 L
Canister ID:	AS 01250
Flow Controller ID:	401407
Notes:	

Leak Test Information (if applicable):

- Passed ~~shutin~~ EW Leak down Test
- Purged

General Observations/Notes:

Soil Vapor Sample Collection Log

		Sample ID:	VP-NYSDEC-5-10
Client:	Lockheed Martin Corporation	Sampling Depth:	10
Project:	Former Unisys Facility	Time and Date of Installation:	2/13/19
Location:	Lake Success, NY	Miscellaneous Equipment:	Low flow Pump
Project #:	3617187442	Moisture Content:	Dry
Samplers:	JL, EW, EV		

Instrument Readings

Date	Time	Canister Vacuum (a) (inches of Hg)	Temperature (°F)	Relative Humidity (%)	Air Speed (mph)	Barometric Pressure (inches of Hg)	PID (ppb)
2/13/19	~~1050~~ 1053	-28	-37	90	20	-29.38 in	31 ppm
2/13/19	1348	-7 closed					

(a) Record canister information at a minimum at the beginning and end of sampling

Summa Canister Information:

Size (circle one):	1 L 6 L
Canister ID:	A501364
Flow Controller ID:	AVG05046
Notes:	

Leak Test Information (if applicable):

Passed leak-down test

General Observations/Notes:

Lockheed Martin Corporation
SOP SSDS-28 – Soil Vapor Sampling from Nested Well

SOP Owner:	Amec E&E, PC
SOP No.:	SSDS-28
Revision No.	02
Revision Date:	1/23/2018
Revision By:	EAW
Approved By:	LMC / CDM

Soil Vapor Sample Collection Log

		Sample ID:	NP-NYSDEC-5-20
Client:	Lockheed Martin Corporation	Sampling Depth:	20
Project:	Former Unisys Facility	Time and Date of Installation:	2/13/19
Location:	Lake Success, NY	Miscellaneous Equipment:	Low Flow Pump
Project #:	3617187442	Moisture Content:	Dry
Samplers:	EW / DL / EV		

Instrument Readings

Date	Time	Canister Vacuum (a) (inches of Hg)	Temperature (°F)	Relative Humidity (%)	Air Speed (mph)	Barometric Pressure (inches of Hg)	PID (ppb)
2/13/19	1056	-30	-37	90	20	-29.38M	40.7 ppm
2/13/19	1446	-7					

(a) Record canister information at a minimum at the beginning and end of sampling

Summa Canister Information:

Size (circle one):	1 L 6 L
Canister ID:	AS008458
Flow Controller ID:	AVG04047
Notes:	

Leak Test Information (if applicable):

Leak Down Test passed

General Observations/Notes:

Lockheed Martin Corporation
SOP SSDS-28 – Soil Vapor Sampling from Nested Well

SOP Owner:	Amec E&E, PC
SOP No.:	SSDS-28
Revision No.	02
Revision Date:	1/23/2018
Revision By:	EAW
Approved By:	UMC/CMM

Soil Vapor Sample Collection Log

		Sample ID:	VP-NYSDEC-5-30
Client:	Lockheed Martin Corporation	Sampling Depth:	30
Project:	Former Unisys Facility	Time and Date of Installation:	2/13/19
Location:	Lake Success, NY	Miscellaneous Equipment:	Low Flow Pump
Project #:	3617187442	Moisture Content:	Dry
Samplers:	JL/EW/EV		

Instrument Readings

Date	Time	Canister Vacuum (a) (inches of Hg)	Temperature (°F)	Relative Humidity (%)	Air Speed (mph)	Barometric Pressure (inches of Hg)	PID (ppb) ppm
2/13/19	1059	-27.5	37	90	20	-29.38	-35
2/13/19	1350	-9					

(a) Record canister information at a minimum at the beginning and end of sampling

Summa Canister Information:

Size (circle one):	1 L / 6 L (6 L circled)
Canister ID:	0A01118
Flow Controller ID:	A500675
Notes:	

switch

Leak Test Information (if applicable):

Passed leak down test at -27.5

General Observations/Notes:

Lockheed Martin Corporation
SOP SSDS-28 – Soil Vapor Sampling from Nested Well

SOP Owner:	Amec E&E, PC
SOP No.:	SSDS-28
Revision No.	02
Revision Date:	1/23/2018
Revision By:	EAW
Approved By:	CDM/LM

Soil Vapor Sample Collection Log

		Sample ID:	VP-NYSDEC-5-40
Client:	Lockheed Martin Corporation	Sampling Depth:	40
Project:	Former Unisys Facility	Time and Date of Installation:	2/13/19
Location:	Lake Success, NY	Miscellaneous Equipment:	Low flow Pump
Project #:	3617187442	Moisture Content:	Dry
Samplers:	EV and DL		

Instrument Readings

Date	Time	Canister Vacuum (a) (inches of Hg)	Temperature (°F)	Relative Humidity (%)	Air Speed (mph)	Barometric Pressure (inches of Hg)	PID ~~(ppb)~~ ppm
2/13/19	1106	-29	-37	90	20	-29.30	54.8
2/13/19	1447	-7.5					

(a) Record canister information at a minimum at the beginning and end of sampling

Summa Canister Information:

Size (circle one):	1 L 6 L
Canister ID:	AS00745
Flow Controller ID:	DA0091
Notes:	

Leak Test Information (if applicable):

Passed leak-down test at -30

Duplicate Here

General Observations/Notes:

Soil Vapor Sample Collection Log

		Sample ID:	VP- NYSDEC -100
Client:	Lockheed Martin Corporation	Sampling Depth:	~~VP-NYSDEC- 100~~ 40
Project:	Former Unisys Facility	Time and Date of Installation:	2/13/19
Location:	Lake Success, NY	Miscellaneous Equipment:	Low flow pump
Project #:	3617187442	Moisture Content:	Dry
Samplers:	EV and JL		

Instrument Readings

Date	Time	Canister Vacuum (a) (inches of Hg)	Temperature (°F)	Relative Humidity (%)	Air Speed (mph)	Barometric Pressure (inches of Hg)	PID ~~(ppb)~~ ppm
2/13/19	1106	-30	37	90	20	-29.38 ↑	54.8
2/13/19	1447	-7.5					

(a) Record canister information at a minimum at the beginning and end of sampling

Summa Canister Information:

Size (circle one):	1 L 6 L
Canister ID:	AC 2176
Flow Controller ID:	OA01005
Notes:	

Leak Test Information (if applicable):

Passed leak down test

General Observations/Notes:

Duplicate to NYSDEC-40

Soil Vapor Sample Collection Log

		Sample ID:	VP-NYSDEC-5-50
Client:	Lockheed Martin Corporation	Sampling Depth:	50
Project:	Former Unisys Facility	Time and Date of Installation:	2/13/19
Location:	Lake Success, NY	Miscellaneous Equipment:	Low flow pump
Project #:	3617187442	Moisture Content:	Dry
Samplers:			

Instrument Readings

Date	Time	Canister Vacuum (a) (inches of Hg)	Temperature (°F)	Relative Humidity (%)	Air Speed (mph)	Barometric Pressure (inches of Hg)	PID ~~(ppb)~~ ppm
2/13/19	1114	-30	37	90	20	-29.38	124
2/13/19	1449	-7					

(a) Record canister information at a minimum at the beginning and end of sampling

Summa Canister Information:

Size (circle one):	1 L 6 L
Canister ID:	AS01036
Flow Controller ID:	OA00871
Notes:	

Leak Test Information (if applicable):

Passed leak down test

General Observations/Notes:

Lockheed Martin Corporation
SOP SSDS-28 – Soil Vapor Sampling from Nested Well

SOP Owner:	AMEC E&E, PC
SOP No.:	SSDS-28
Revision Date:	10/05/18
Revision By:	ATH
Approved By:	EW

Soil Vapor Sample Collection Log

		Sample ID:	VP-9-10
Client:	Lockheed Martin	Sampling Depth:	10
Project:	SV sampling	Time and Date of Installation:	2/13/19
Location:	former Unisys	Miscellaneous Equipment:	low flow
Project #:	36171874 42	Moisture Content:	Dry
Samplers:	JL / EW / EU		

Instrument Readings

Date	Time	Canister Vacuum (a) (inches of Hg)	Temperature (°F)	Relative Humidity (%)	Air Speed (mph)	Barometric Pressure (inches of Hg)	PID ~~(ppb)~~ ppm
2/13/19	1229	-29	37	90	20	-29.38 in	-33
2/13/19	1538	-7.5					

(a) Record canister information at a minimum at the beginning and end of sampling

Summa Canister Information:

Size (circle one):	1 L / 6 L
Canister ID:	AC01220
Flow Controller ID:	OA00079
Notes:	

Leak Test Information (if applicable):

Leak down Test Good

General Observations/Notes:

Lockheed Martin Corporation
SOP SSDS-28 – Soil Vapor Sampling from Nested Well

SOP Owner:	Amec E&E, PC
SOP No.:	SSDS-28
Revision No.	02
Revision Date:	1/23/2018
Revision By:	EAW
Approved By:	LMC/CDM

Soil Vapor Sample Collection Log

		Sample ID:	~~3~~ VP-9-20
Client:	Lockheed Martin Corporation	Sampling Depth:	20
Project:	Former Unisys Facility	Time and Date of Installation:	2/13/19
Location:	Lake Success, NY	Miscellaneous Equipment:	Low flow RMD
Project #:	3617187442	Moisture Content:	Dry
Samplers:			

Instrument Readings

Date	Time	Canister Vacuum (a) (inches of Hg)	Temperature (°F)	Relative Humidity (%)	Air Speed (mph)	Barometric Pressure (inches of Hg)	PID ~~(ppb)~~ ppm
2/13/19	1232	-28	37	90	20	-29.35	15.1
2/13/19	1557	-8.0					

(a) Record canister information at a minimum at the beginning and end of sampling

Summa Canister Information:

Size (circle one):	1 L 6 L
Canister ID:	AS00709
Flow Controller ID:	OA00355
Notes:	

Leak Test Information (if applicable):

Leak-Down Test Good

General Observations/Notes:

Lockheed Martin Corporation
SOP SSDS-28 – Soil Vapor Sampling from Nested Well

SOP Owner:	Amec E&E, PC
SOP No.:	SSDS-28
Revision No.	02
Revision Date:	1/23/2018
Revision By:	EAW
Approved By:	umc | cnm

Soil Vapor Sample Collection Log

		Sample ID:	VP-9-30
Client:	Lockheed Martin Corporation	Sampling Depth:	30
Project:	Former Unisys Facility	Time and Date of Installation:	2/13/19
Location:	Lake Success, NY	Miscellaneous Equipment:	Low flow Pump PID
Project #:	3617187442	Moisture Content:	Dry
Samplers:	DL | EW | EV		

Instrument Readings

Date	Time	Canister Vacuum (a) (inches of Hg)	Temperature (°F)	Relative Humidity (%)	Air Speed (mph)	Barometric Pressure (inches of Hg)	PID (ppb)
2/13/4	1235	-30	-37	90	20	-29.38↑	26.9
2/13/4	1555	-7.0					

(a) Record canister information at a minimum at the beginning and end of sampling

Summa Canister Information:

Size (circle one):	1 L (6 L)
Canister ID:	AS01295
Flow Controller ID:	OA00782
Notes:	

Leak Test Information (if applicable):

Leak Down Test Okay

General Observations/Notes:

Duplicate here
VP-9-100

Soil Vapor Sample Collection Log

		Sample ID:	VP-9-100
Client:	Lockheed Martin Corporation	Sampling Depth:	30
Project:	Former Unisys Facility	Time and Date of Installation:	2/13/19
Location:	Lake Success, NY	Miscellaneous Equipment:	Low Flow Pump
Project #:	3617187442	Moisture Content:	Dry
Samplers:			

Instrument Readings

Date	Time	Canister Vacuum (a) (inches of Hg)	Temperature (°F)	Relative Humidity (%)	Air Speed (mph)	Barometric Pressure (inches of Hg)	PID (ppb)
2/13/19	1235	-30	37	90	20	-29.35	
2/13/19	1559	-8.0					

(a) Record canister information at a minimum at the beginning and end of sampling

Summa Canister Information:

Size (circle one):	1 L (6 L)
Canister ID:	A500387
Flow Controller ID:	O A01901
Notes:	

Leak Test Information (if applicable):

Leak-down test good

General Observations/Notes:

Soil Vapor Sample Collection Log

		Sample ID:	VP-9-40
Client:	Lockheed Martin Corporation	Sampling Depth:	40
Project:	Former Unisys Facility	Time and Date of Installation:	2/13/19
Location:	Lake Success, NY	Miscellaneous Equipment:	Low flow pump
Project #:	3617187442	Moisture Content:	Dry
Samplers:	JL/ EW/ EV		

Instrument Readings

Date	Time	Canister Vacuum (a) (inches of Hg)	Temperature (°F)	Relative Humidity (%)	Air Speed (mph)	Barometric Pressure (inches of Hg)	PID ~~(ppb)~~ ppm
2/13/19	1240	-27.5	37	90	20	-29.38↑	155
2/13/19	1548	-7.0					

(a) Record canister information at a minimum at the beginning and end of sampling

Summa Canister Information:

Size (circle one):	1 L 6 L
Canister ID:	AS00901
Flow Controller ID:	~~OA01950~~ OA02131
Notes:	

Leak Test Information (if applicable):

Leak-down test Good

General Observations/Notes:

Lockheed Martin Corporation
SOP SSDS-28 – Soil Vapor Sampling from Nested Well

SOP Owner:	Amec E&E, PC
SOP No.:	SSDS-28
Revision No.	02
Revision Date:	1/23/2018
Revision By:	EAW
Approved By:	LMC/CDM

Soil Vapor Sample Collection Log

		Sample ID:	VP-9-200
Client:	Lockheed Martin Corporation	Sampling Depth:	40
Project:	Former Unisys Facility	Time and Date of Installation:	2/13/19
Location:	Lake Success, NY	Miscellaneous Equipment:	Low Flow Pump
Project #:	3617187442	Moisture Content:	Dry
Samplers:	EW / EV / DL		

Instrument Readings

Date	Time	Canister Vacuum (a) (inches of Hg)	Temperature (°F)	Relative Humidity (%)	Air Speed (mph)	Barometric Pressure (inches of Hg)	PID ~~(ppb)~~ ppm
2/13/19	1240	-30	-37	90	20	29.38	158
2/13/19	1550	-7.5					

(a) Record canister information at a minimum at the beginning and end of sampling

Summa Canister Information:

Size (circle one):	1 L / 6 L
Canister ID:	A500505
Flow Controller ID:	0A00568
Notes:	

Leak Test Information (if applicable):

Leak-down test Good

General Observations/Notes:

Soil Vapor Sample Collection Log

		Sample ID:	VP-9-10-50
Client:	Lockheed Martin Corporation	Sampling Depth:	50
Project:	Former Unisys Facility	Time and Date of Installation:	2/13/19
Location:	Lake Success, NY	Miscellaneous Equipment:	Low flow pump
Project #:	3617187442	Moisture Content:	Dry
Samplers:	EW/EV/OL		

Instrument Readings

Date	Time	Canister Vacuum (a) (inches of Hg)	Temperature (°F)	Relative Humidity (%)	Air Speed (mph)	Barometric Pressure (inches of Hg)	PID (ppb)
2/13/19	1243	-29.5	37	90	20	29.38↑	12.8
2/13/19	1621	-7.8					

(a) Record canister information at a minimum at the beginning and end of sampling

Summa Canister Information:

Size (circle one):	1 L (6 L)
Canister ID:	AC01460
Flow Controller ID:	OA01761
Notes:	

Leak Test Information (if applicable):

Leak-down test good

General Observations/Notes:

Lockheed Martin Corporation
SOP SSDS-28 – Soil Vapor Sampling from Nested Well

SOP Owner:	Amec E&E, PC
SOP No.:	SSDS-28
Revision No.	02
Revision Date:	1/23/2018
Revision By:	EAW
Approved By:	UMC/CPM

Soil Vapor Sample Collection Log

		Sample ID:	VP-9-60
Client:	Lockheed Martin Corporation	Sampling Depth:	60
Project:	Former Unisys Facility	Time and Date of Installation:	2/13/19
Location:	Lake Success, NY	Miscellaneous Equipment:	Low Flow Pump
Project #:	3617187442	Moisture Content:	Dry
Samplers:	EW/EV/JL		

Instrument Readings

Date	Time	Canister Vacuum (a) (inches of Hg)	Temperature (°F)	Relative Humidity (%)	Air Speed (mph)	Barometric Pressure (inches of Hg)	PID (ppb)
2/13/19	1248	-30	-37	90	20	29.38	13.5
2/13/19	1622	-7.8					

(a) Record canister information at a minimum at the beginning and end of sampling

Summa Canister Information:

Size (circle one):	1 L 6 L
Canister ID:	AS00550
Flow Controller ID:	OA01062
Notes:	

Leak Test Information (if applicable):

Leak Test Good

General Observations/Notes:

Soil Vapor Sample Collection Log

		Sample ID:	VP-1-5
Client:	Lockheed Martin Corporation	Sampling Depth:	5'
Project:	Former Unisys Facility	Time and Date of Installation:	2/14/19
Location:	Lake Success, NY	Miscellaneous Equipment:	Low flow pump
Project #:	3617187442	Moisture Content:	Moist
Samplers:			

Instrument Readings

Date	Time	Canister Vacuum (a) (inches of Hg)	Temperature (°F)	Relative Humidity (%)	Air Speed (mph)	Barometric Pressure (inches of Hg)	PID (ppb)
2/14/19	1'		42	39	16	29.595	1400

(a) Record canister information at a minimum at the beginning and end of sampling

Summa Canister Information:

Size (circle one):	1 L (6 L)
Canister ID:	AS00942
Flow Controller ID:	OA00758
Notes:	

Leak Test Information (if applicable):

Leak Down Test Passed

General Observations/Notes:

Soil Vapor Sample Collection Log

		Sample ID:	VP-1-10
Client:	Lockheed Martin Corporation	Sampling Depth:	10'
Project:	Former Unisys Facility	Time and Date of Installation:	2/14/19
Location:	Lake Success, NY	Miscellaneous Equipment:	Low flow Pump
Project #:	3617187442	Moisture Content:	Dry
Samplers:			

Instrument Readings

Date	Time	Canister Vacuum (a) (inches of Hg)	Temperature (°F)	Relative Humidity (%)	Air Speed (mph)	Barometric Pressure (inches of Hg)	PID (ppb)
2/14/19	1142	29.95	42	39	1.6	29.597	1400
	1525	-5.0					

(a) Record canister information at a minimum at the beginning and end of sampling

Summa Canister Information:

Size (circle one):	1 L 6 L
Canister ID:	AC02388
Flow Controller ID:	0A01830
Notes:	

Leak Test Information (if applicable):

Leak Down Test Pass

General Observations/Notes:

Lockheed Martin Corporation
SOP SSDS-28 – Soil Vapor Sampling from Nested Well

SOP Owner:	Amec E&E, PC
SOP No.:	SSDS-28
Revision No.	02
Revision Date:	1/23/2018
Revision By:	EAW
Approved By:	cpm/um

Soil Vapor Sample Collection Log

		Sample ID:	VP-1-20'
Client:	Lockheed Martin Corporation	Sampling Depth:	20'
Project:	Former Unisys Facility	Time and Date of Installation:	2/14/19
Location:	Lake Success, NY	Miscellaneous Equipment:	low flow pump
Project #:	3617187442	Moisture Content:	Moist
Samplers:	EW / JL		

Instrument Readings

Date	Time	Canister Vacuum (a) (inches of Hg)	Temperature (°F)	Relative Humidity (%)	Air Speed (mph)	Barometric Pressure (inches of Hg)	PID (ppb)
2/14/19	1141	-29.5	45	35	10	29.55	1000
2/14/19	1526	-7.0					

(a) Record canister information at a minimum at the beginning and end of sampling

Summa Canister Information:

Size (circle one):	1 L / 6 L
Canister ID:	AC02136
Flow Controller ID:	OA01386
Notes:	

Leak Test Information (if applicable):

leak down test passed

General Observations/Notes:

Soil Vapor Sample Collection Log

		Sample ID:	VP-1-30
Client:	Lockheed Martin Corporation	Sampling Depth:	30
Project:	Former Unisys Facility	Time and Date of Installation:	2/14/19
Location:	Lake Success, NY	Miscellaneous Equipment:	Low flow pump
Project #:	3617187442	Moisture Content:	Moist in vault
Samplers:	EW/EVI JL		

Instrument Readings

Date	Time	Canister Vacuum (a) (inches of Hg)	Temperature (°F)	Relative Humidity (%)	Air Speed (mph)	Barometric Pressure (inches of Hg)	PID (ppb)
2/14/19	1144	-28.5	45	38	10	29.88 V	500
	1524	-7.5					

(a) Record canister information at a minimum at the beginning and end of sampling

Summa Canister Information:

Size (circle one):	1 L 6 L
Canister ID:	AS00376
Flow Controller ID:	0 A00612
Notes:	

Leak Test Information (if applicable):

Leak Down Test Passed

General Observations/Notes:

Soil Vapor Sample Collection Log

		Sample ID:	VP-5-5
Client:	Lockheed Martin Corporation	Sampling Depth:	5'
Project:	Former Unisys Facility	Time and Date of Installation:	2/14/19
Location:	Lake Success, NY	Miscellaneous Equipment:	
Project #:	3617187442	Moisture Content:	tubing wet needle valve was closed
Samplers:	EW/EV/JL		

Instrument Readings

Date	Time	Canister Vacuum (a) (inches of Hg)	Temperature (°F)	Relative Humidity (%)	Air Speed (mph)	Barometric Pressure (inches of Hg)	PID (ppb)
		-28.5	45	38	10	29.88	

(a) Record canister information at a minimum at the beginning and end of sampling

Summa Canister Information:

Size (circle one):	1 L (6 L)
Canister ID:	AC01082
Flow Controller ID:	OA00793
Notes:	

Leak Test Information (if applicable):

Leak Test Passed

General Observations/Notes:

Lockheed Martin Corporation
SOP SSDS-28 – Soil Vapor Sampling from Nested Well

SOP Owner:	Amec E&E, PC
SOP No.:	SSDS-28
Revision No.	02
Revision Date:	1/23/2018
Revision By:	EAW
Approved By:	imc/cm

Soil Vapor Sample Collection Log

		Sample ID:	VP-5-10
Client:	Lockheed Martin Corporation	Sampling Depth:	10'
Project:	Former Unisys Facility	Time and Date of Installation:	2/14/19
Location:	Lake Success, NY	Miscellaneous Equipment:	low flow pump
Project #:	3617187442	Moisture Content:	Dry
Samplers:			

Instrument Readings

Date	Time	Canister Vacuum (a) (inches of Hg)	Temperature (°F)	Relative Humidity (%)	Air Speed (mph)	Barometric Pressure (inches of Hg)	PID (ppb)
2/14/19	1202	-30	45	35	10	29.85 ↓	206
	1542	-6.0					

(a) Record canister information at a minimum at the beginning and end of sampling

Summa Canister Information:

Size (circle one):	1 L (6 L)
Canister ID:	ACO 2089
Flow Controller ID:	OA00348
Notes:	

Leak Test Information (if applicable):

Leak Down Test Passed

General Observations/Notes:

Soil Vapor Sample Collection Log

		Sample ID:	VP-5-20
Client:	Lockheed Martin Corporation	Sampling Depth:	20'
Project:	Former Unisys Facility	Time and Date of Installation:	2/14/19
Location:	Lake Success, NY	Miscellaneous Equipment:	Low Flow Pump
Project #:	3617187442	Moisture Content:	Dry
Samplers:			

Instrument Readings

Date	Time	Canister Vacuum (a) (inches of Hg)	Temperature (°F)	Relative Humidity (%)	Air Speed (mph)	Barometric Pressure (inches of Hg)	PID (ppb)
2/14/19	1203	-29.5	45	35	10	29.85 V	615
	1544	-6					

(a) Record canister information at a minimum at the beginning and end of sampling

Summa Canister Information:

Size (circle one):	1 L 6 L
Canister ID:	AS01060
Flow Controller ID:	OA01232
Notes:	

Leak Test Information (if applicable):

General Observations/Notes:

Soil Vapor Sample Collection Log

		Sample ID:	~~SV~~ VP-5-30
Client:	Lockheed Martin Corporation	Sampling Depth:	30
Project:	Former Unisys Facility	Time and Date of Installation:	2/14/19
Location:	Lake Success, NY	Miscellaneous Equipment:	Low flow Pump
Project #:	3617187442	Moisture Content:	Moist in vault
Samplers:	EW/EV/DL		

Instrument Readings

Date	Time	Canister Vacuum (a) (inches of Hg)	Temperature (°F)	Relative Humidity (%)	Air Speed (mph)	Barometric Pressure (inches of Hg)	PID (ppb)
2/14/19	1206	-30	45	35	10	29.88 ↓	660
	1543	-6					

(a) Record canister information at a minimum at the beginning and end of sampling

Summa Canister Information:

Size (circle one):	1 L (6 L)
Canister ID:	AC01281
Flow Controller ID:	OA00333
Notes:	

Leak Test Information (if applicable):

Leak Down Test Passed

General Observations/Notes:

Lockheed Martin Corporation
SOP SSDS-28 – Soil Vapor Sampling from Nested Well

SOP Owner:	Amec E&E, PC
SOP No.:	SSDS-28
Revision No.	02
Revision Date:	1/23/2018
Revision By:	EAW
Approved By:	LMC/DDM

Soil Vapor Sample Collection Log

		Sample ID:	VP-2-5
Client:	Lockheed Martin Corporation	Sampling Depth:	5
Project:	Former Unisys Facility	Time and Date of Installation:	2/14/19
Location:	Lake Success, NY	Miscellaneous Equipment:	
Project #:	3617187442	Moisture Content:	water in tubing NV was closed
Samplers:	EV JV		

Instrument Readings

Date	Time	Canister Vacuum (a) (inches of Hg)	Temperature (°F)	Relative Humidity (%)	Air Speed (mph)	Barometric Pressure (inches of Hg)	PID (ppb)
2/14/19			45	38	10	29.88 ↓	

(a) Record canister information at a minimum at the beginning and end of sampling

Summa Canister Information:

Size (circle one):	1 L (6 L)
Canister ID:	AC02205
Flow Controller ID:	OA00750
Notes:	

Leak Test Information (if applicable):

Leak Down Test passed

General Observations/Notes:

Soil Vapor Sample Collection Log

		Sample ID:	VP-2-10
Client:	Lockheed Martin Corporation	Sampling Depth:	10
Project:	Former Unisys Facility	Time and Date of Installation:	2/14/19
Location:	Lake Success, NY	Miscellaneous Equipment:	Low Flow Pump
Project #:	3617187442	Moisture Content:	Dry
Samplers:	EV | JL		

Instrument Readings

Date	Time	Canister Vacuum (a) (inches of Hg)	Temperature (°F)	Relative Humidity (%)	Air Speed (mph)	Barometric Pressure (inches of Hg)	PID (ppb)
2/14/19	1302	-30	45	38	10	29.88	2350
2/14/19	~~1623~~	~~-8~~					
	1624	-8					

(a) Record canister information at a minimum at the beginning and end of sampling

Summa Canister Information:

Size (circle one):	1 L 6 L
Canister ID:	AS00502
Flow Controller ID:	OA00970
Notes:	

Leak Test Information (if applicable):

Leak Down Test passed

General Observations/Notes:

Soil Vapor Sample Collection Log

		Sample ID:	VP-2-20
Client:	Lockheed Martin Corporation	Sampling Depth:	20
Project:	Former Unisys Facility	Time and Date of Installation:	2/14/19
Location:	Lake Success, NY	Miscellaneous Equipment:	Low Flow Pump
Project #:	3617187442	Moisture Content:	Dry
Samplers:	EV and JL		

Instrument Readings

Date	Time	Canister Vacuum (a) (inches of Hg)	Temperature (°F)	Relative Humidity (%)	Air Speed (mph)	Barometric Pressure (inches of Hg)	PID (ppb)
2/14/19	1106	-30	45	38	10	29.88	470
	1623	5					

(a) Record canister information at a minimum at the beginning and end of sampling

Summa Canister Information:

Size (circle one):	1 L 6 L
Canister ID:	AS01292
Flow Controller ID:	OA01814
Notes:	

Leak Test Information (if applicable):

Leak Down Test Passed

General Observations/Notes:

Soil Vapor Sample Collection Log

		Sample ID:	VP-2-30
Client:	Lockheed Martin Corporation	Sampling Depth:	30
Project:	Former Unisys Facility	Time and Date of Installation:	2/14/19
Location:	Lake Success, NY	Miscellaneous Equipment:	low flow pump
Project #:	3617187442	Moisture Content:	
Samplers:			

Instrument Readings

Date	Time	Canister Vacuum (a) (inches of Hg)	Temperature (°F)	Relative Humidity (%)	Air Speed (mph)	Barometric Pressure (inches of Hg)	PID (ppb)
2/14/19	1312	-29.5	45	38	6	29.88 ↓	2900
	1622	-7.0					

(a) Record canister information at a minimum at the beginning and end of sampling

Summa Canister Information:

Size (circle one):	1 L 6 L
Canister ID:	AS 00958
Flow Controller ID:	OA00622
Notes:	

Leak Test Information (if applicable):

Leak Down Test passed

General Observations/Notes:

Lockheed Martin Corporation
SOP SSDS-28 – Soil Vapor Sampling from Nested Well

SOP Owner:	Amec E&E, PC
SOP No.:	SSDS-28
Revision No.	02
Revision Date:	1/23/2018
Revision By:	EAW
Approved By:	UMC/CDM

Soil Vapor Sample Collection Log

		Sample ID:	VP-106-5
Client:	Lockheed Martin Corporation	Sampling Depth:	5'
Project:	Former Unisys Facility	Time and Date of Installation:	2/13/19
Location:	Lake Success, NY	Miscellaneous Equipment:	~~Mois~~ low flow pump
Project #:	3617187442	Moisture Content:	Moist
Samplers:	EW/EV/DL		

Instrument Readings

Date	Time	Canister Vacuum (a) (inches of Hg)	Temperature (°F)	Relative Humidity (%)	Air Speed (mph)	Barometric Pressure (inches of Hg)	PID (ppb)
2/14/19	~~1009~~	~~-30~~	45	38	10	29.882	707
	1010	-27					
	1316	-5					

(a) Record canister information at a minimum at the beginning and end of sampling

Summa Canister Information:

Size (circle one):	1 L 6 L
Canister ID:	AS01073
Flow Controller ID:	OA00822
Notes:	

Leak Test Information (if applicable):

Leak dunked passed

General Observations/Notes:

Soil Vapor Sample Collection Log

		Sample ID:	VP-106-11
Client:	Lockheed Martin Corporation	Sampling Depth:	11'
Project:	Former Unisys Facility	Time and Date of Installation:	2/14/19
Location:	Lake Success, NY	Miscellaneous Equipment:	low flow Pump
Project #:	3617187442	Moisture Content:	Dry
Samplers:	EW/EV/JL		

Instrument Readings

Date	Time	Canister Vacuum (a) (inches of Hg)	Temperature (°F)	Relative Humidity (%)	Air Speed (mph)	Barometric Pressure (inches of Hg)	PID (ppb)
2/14/19	1009	-30	45	38	10	29.88 ↓	30 ↓
	1356	-6.5					

(a) Record canister information at a minimum at the beginning and end of sampling

Summa Canister Information:

Size (circle one):	1 L 6 L
Canister ID:	AS 00684
Flow Controller ID:	OA 00074
Notes:	

Leak Test Information (if applicable):

Leak down test pass

General Observations/Notes:

Soil Vapor Sample Collection Log

		Sample ID:	VP-106- 19.5
Client:	Lockheed Martin Corporation	Sampling Depth:	19.5'
Project:	Former Unisys Facility	Time and Date of Installation:	2/14/19
Location:	Lake Success, NY	Miscellaneous Equipment:	low flow Pump
Project #:	3617187442	Moisture Content:	Dry
Samplers:	EW/EV/JL		

Instrument Readings

Date	Time	Canister Vacuum (a) (inches of Hg)	Temperature (°F)	Relative Humidity (%)	Air Speed (mph)	Barometric Pressure (inches of Hg)	PID (ppb)
2/14/19	1016	-27	45	38	10	29.88 V	710
2/14/19	1357	-6					

(a) Record canister information at a minimum at the beginning and end of sampling

Summa Canister Information:

Size (circle one):	1 L 6 L
Canister ID:	AS00845
Flow Controller ID:	OA00515
Notes:	

Leak Test Information (if applicable):

Leakdown test pass

General Observations/Notes:

Soil Vapor Sample Collection Log

		Sample ID:	VP-106-28'
Client:	Lockheed Martin Corporation	Sampling Depth:	28'
Project:	Former Unisys Facility	Time and Date of Installation:	2/14/19
Location:	Lake Success, NY	Miscellaneous Equipment:	Low flow pump
Project #:	3617187442	Moisture Content:	Dry
Samplers:	EW/EV/JL		

Instrument Readings

Date	Time	Canister Vacuum (a) (inches of Hg)	Temperature (°F)	Relative Humidity (%)	Air Speed (mph)	Barometric Pressure (inches of Hg)	PID (ppb)
2/14/19	1018	-30	45	38	10	29.88	160

(a) Record canister information at a minimum at the beginning and end of sampling

Summa Canister Information:

Size (circle one):	1 L (6 L)
Canister ID:	AS01012
Flow Controller ID:	OA00813
Notes:	

Leak Test Information (if applicable):

Leak down test passed

General Observations/Notes:

Soil Vapor Sample Collection Log

		Sample ID:	VP-106-56
Client:	Lockheed Martin Corporation	Sampling Depth:	56
Project:	Former Unisys Facility	Time and Date of Installation:	2/14/19
Location:	Lake Success, NY	Miscellaneous Equipment:	Low flow Pump
Project #:	3617187442	Moisture Content:	~~Dry~~ Moist
Samplers:	EW/EV/JL		

Instrument Readings

Date	Time	Canister Vacuum (a) (inches of Hg)	Temperature (°F)	Relative Humidity (%)	Air Speed (mph)	Barometric Pressure (inches of Hg)	PID (ppb)

(a) Record canister information at a minimum at the beginning and end of sampling

Summa Canister Information:

Size (circle one):	1 L 6 L
Canister ID:	AC02336
Flow Controller ID:	OA00948
Notes:	

Leak Test Information (if applicable):

Leak Down Test Passed

General Observations/Notes:

Soil Vapor Sample Collection Log

		Sample ID:	VP-106-72
Client:	Lockheed Martin Corporation	Sampling Depth:	72'
Project:	Former Unisys Facility	Time and Date of Installation:	2/14/19
Location:	Lake Success, NY	Miscellaneous Equipment:	low flow pump
Project #:	3617187442	Moisture Content:	Dry
Samplers:			

Instrument Readings

Date	Time	Canister Vacuum (a) (inches of Hg)	Temperature (°F)	Relative Humidity (%)	Air Speed (mph)	Barometric Pressure (inches of Hg)	PID (ppb)
11/4/19	10:~~43~~	-30	45	38	10	29.88	0
	1355	-7.5					

(a) Record canister information at a minimum at the beginning and end of sampling

Summa Canister Information:

Size (circle one):	1 L 6 L
Canister ID:	AS00808
Flow Controller ID:	OA00164
Notes:	

Leak Test Information (if applicable):

Leak Down Test Passed

General Observations/Notes:

Soil Vapor Sample Collection Log

		Sample ID:	VP-106-84
Client:	Lockheed Martin Corporation	Sampling Depth:	84
Project:	Former Unisys Facility	Time and Date of Installation:	2/14/19
Location:	Lake Success, NY	Miscellaneous Equipment:	Low flow pump
Project #:	3617187442	Moisture Content:	Dry
Samplers:			

Instrument Readings

Date	Time	Canister Vacuum (a) (inches of Hg)	Temperature (°F)	Relative Humidity (%)	Air Speed (mph)	Barometric Pressure (inches of Hg)	PID (ppb)
2/14/19	1030	-30	45	38	10	29.88 V	0
2/14/19	1354	-7.0					

(a) Record canister information at a minimum at the beginning and end of sampling

Summa Canister Information:

Size (circle one):	1 L (6 L)
Canister ID:	AS01322
Flow Controller ID:	OA00043
Notes:	

Leak Test Information (if applicable):

Leak Down Test Pass

General Observations/Notes:

Lockheed Martin Corporation
SOP SSDS-28 – Soil Vapor Sampling from Nested Well

SOP Owner:	Amec E&E, PC
SOP No.:	SSDS-28
Revision No.	02
Revision Date:	1/23/2018
Revision By:	EAW
Approved By:	UMC JCM

Soil Vapor Sample Collection Log

		Sample ID:	VP-105-32
Client:	Lockheed Martin Corporation	Sampling Depth:	32'
Project:	Former Unisys Facility	Time and Date of Installation:	2/14/19
Location:	Lake Success, NY	Miscellaneous Equipment:	Low flow pump
Project #:	3617187442	Moisture Content:	Moist
Samplers:	EW / EV / JL		

*175

Instrument Readings

Date	Time	Canister Vacuum (a) (inches of Hg)	Temperature (°F)	Relative Humidity (%)	Air Speed (mph)	Barometric Pressure (inches of Hg)	PID (ppb)
2/14/19	0810	-29	45	38	10	29.88	300

(a) Record canister information at a minimum at the beginning and end of sampling

Summa Canister Information:

Size (circle one):	1 L / 6 L
Canister ID:	AS01025
Flow Controller ID:	OA00472
Notes:	

Leak Test Information (if applicable):

Leak Down Test Passed

General Observations/Notes:

Lockheed Martin Corporation
SOP SSDS-28 – Soil Vapor Sampling from Nested Well

SOP Owner:	Amec E&E, PC
SOP No.:	SSDS-28
Revision No.	02
Revision Date:	1/23/2018
Revision By:	EAW
Approved By:	umc | cbm

Soil Vapor Sample Collection Log

		Sample ID:	VP-8-5
Client:	Lockheed Martin Corporation	Sampling Depth:	5'
Project:	Former Unisys Facility	Time and Date of Installation:	2/15/19 1300
Location:	Lake Success, NY	Miscellaneous Equipment:	Low Flow Pump
Project #:	3617187442	Moisture Content:	Dry
Samplers:	EV & JL		

Instrument Readings

Date	Time	Canister Vacuum (a) (inches of Hg)	Temperature (°F)	Relative Humidity (%)	Air Speed (mph)	Barometric Pressure (inches of Hg)	PID (ppb)
2/15/19	1306	-30	50	55	10	29.33 ↑	0
2/15/19	1604	-8.0					

(a) Record canister information at a minimum at the beginning and end of sampling

Summa Canister Information:

Size (circle one):	1 L 6 L
Canister ID:	AS01278
Flow Controller ID:	OA00433
Notes:	

Leak Test Information (if applicable):

Passed leak down test

General Observations/Notes:

Lockheed Martin Corporation
SOP SSDS-28 – Soil Vapor Sampling from Nested Well

SOP Owner:	Amec E&E, PC
SOP No.:	SSDS-28
Revision No.	02
Revision Date:	1/23/2018
Revision By:	EAW
Approved By:	LMC/CDM

Soil Vapor Sample Collection Log

		Sample ID:	~~VP-107-10~~ VP-8-10
Client:	Lockheed Martin Corporation	Sampling Depth:	10
Project:	Former Unisys Facility	Time and Date of Installation:	2/15/19 1300
Location:	Lake Success, NY	Miscellaneous Equipment:	Low Flow pump
Project #:	3617187442	Moisture Content:	Dry
Samplers:	Ev & JL		

Instrument Readings

Date	Time	Canister Vacuum (a) (inches of Hg)	Temperature (°F)	Relative Humidity (%)	Air Speed (mph)	Barometric Pressure (inches of Hg)	PID (ppb)
2/15/19	1307	-30	50	55	10	29.33↑	0
2/15/19	1606	-8.0					

(a) Record canister information at a minimum at the beginning and end of sampling

Summa Canister Information:

Size (circle one):	1 L 6 L
Canister ID:	~~AS006601~~ AS01272
Flow Controller ID:	~~OA00784~~ OA00568
Notes:	

Leak Test Information (if applicable):

Passed leak down test

General Observations/Notes:

Lockheed Martin Corporation
SOP SSDS-28 – Soil Vapor Sampling from Nested Well

SOP Owner:	Amec E&E, PC
SOP No.:	SSDS-28
Revision No.	02
Revision Date:	1/23/2018
Revision By:	EAW
Approved By:	LMC/CM

Soil Vapor Sample Collection Log

		Sample ID:	VP-8-20
Client:	Lockheed Martin Corporation	Sampling Depth:	20
Project:	Former Unisys Facility	Time and Date of Installation:	2/15/19 1300
Location:	Lake Success, NY	Miscellaneous Equipment:	Low flow Pump
Project #:	3617187442	Moisture Content:	Dry
Samplers:	EV + JC		

Instrument Readings

Date	Time	Canister Vacuum (a) (inches of Hg)	Temperature (°F)	Relative Humidity (%)	Air Speed (mph)	Barometric Pressure (inches of Hg)	PID (ppb)
2/15/19	1309	-30	50	55	10	29.33↑	0
2/15/19	1653	-8.0					

(a) Record canister information at a minimum at the beginning and end of sampling

Summa Canister Information:

Size (circle one):	1 L 6 L
Canister ID:	A500927
Flow Controller ID:	OA01770
Notes:	

Leak Test Information (if applicable):

Passed leak down test

General Observations/Notes:

Lockheed Martin Corporation
SOP SSDS-28 – Soil Vapor Sampling from Nested Well

SOP Owner:	Amec E&E, PC
SOP No.:	SSDS-28
Revision No.	02
Revision Date:	1/23/2018
Revision By:	EAW
Approved By:	Lockheed/LMC

Soil Vapor Sample Collection Log

		Sample ID:	VP-SD 53.5
Client:	Lockheed Martin Corporation	Sampling Depth:	53.5
Project:	Former Unisys Facility	Time and Date of Installation:	2/15/19 1300
Location:	Lake Success, NY	Miscellaneous Equipment:	Low flow Pump
Project #:	3617187442	Moisture Content:	Dry
Samplers:			

Instrument Readings

Date	Time	Canister Vacuum (a) (inches of Hg)	Temperature (°F)	Relative Humidity (%)	Air Speed (mph)	Barometric Pressure (inches of Hg)	PID (ppb)
2/15/19	1311	-30	50	55	10	29.33A	20ppm
2/15/19	1611	-8.0					

(a) Record canister information at a minimum at the beginning and end of sampling

Summa Canister Information:

Size (circle one):	1 L 6 L
Canister ID:	AS01385
Flow Controller ID:	OA02193
Notes:	

Leak Test Information (if applicable):

Passed leak down test

General Observations/Notes:

Lockheed Martin Corporation
SOP SSDS-28 – Soil Vapor Sampling from Nested Well

SOP Owner:	Amec E&E, PC
SOP No.:	SSDS-28
Revision No.	02
Revision Date:	1/23/2018
Revision By:	EAW
Approved By:	UMC/COM

Soil Vapor Sample Collection Log

		Sample ID:	VP-8-100
Client:	Lockheed Martin Corporation	Sampling Depth:	53.5'
Project:	Former Unisys Facility	Time and Date of Installation:	2/15/19 1300
Location:	Lake Success, NY	Miscellaneous Equipment:	Low flow pump
Project #:	3617187442	Moisture Content:	Dry
Samplers:	EV & JL		

Instrument Readings

Date	Time	Canister Vacuum (a) (inches of Hg)	Temperature (°F)	Relative Humidity (%)	Air Speed (mph)	Barometric Pressure (inches of Hg)	PID (ppb)
2/15/19	1311	-30	50	55	10	29.33↑	20 ppm
2/15/19	1617	-8.0					

(a) Record canister information at a minimum at the beginning and end of sampling

Summa Canister Information:

Size (circle one):	1 L 6 L
Canister ID:	AS 00911
Flow Controller ID:	0A00588
Notes:	

Leak Test Information (if applicable):

Passed leak down test

General Observations/Notes:

Lockheed Martin Corporation
SOP SSDS-28 – Soil Vapor Sampling from Nested Well

SOP Owner:	Amec E&E, PC
SOP No.:	SSDS-28
Revision No.	02
Revision Date:	1/23/2018
Revision By:	EAW
Approved By:	UMC/CPM

Soil Vapor Sample Collection Log

		Sample ID:	VP-SD 62.5
Client:	Lockheed Martin Corporation	Sampling Depth:	62.5
Project:	Former Unisys Facility	Time and Date of Installation:	2/15/19 1300
Location:	Lake Success, NY	Miscellaneous Equipment:	Low Flow Pump
Project #:	3617187442	Moisture Content:	Dry
Samplers:			

Instrument Readings

Date	Time	Canister Vacuum (a) (inches of Hg)	Temperature (°F)	Relative Humidity (%)	Air Speed (mph)	Barometric Pressure (inches of Hg)	PID (ppb)
2/15/19	1313	-29	50	55	10	29.33	9400
2/15/19	1616	-8.0					

(a) Record canister information at a minimum at the beginning and end of sampling

Summa Canister Information:

Size (circle one):	1 L 6 L
Canister ID:	~~AS01198~~ AS00797
Flow Controller ID:	~~OA00888~~ OA00612
Notes:	

Leak Test Information (if applicable):

2

General Observations/Notes:

Lockheed Martin Corporation
SOP SSDS-28 – Soil Vapor Sampling from Nested Well

SOP Owner:	Amec E&E, PC
SOP No.:	SSDS-28
Revision No.	02
Revision Date:	1/23/2018
Revision By:	EAW
Approved By:	LMC / CDM

Soil Vapor Sample Collection Log

		Sample ID:	VP-8D-200
Client:	Lockheed Martin Corporation	Sampling Depth:	62.5
Project:	Former Unisys Facility	Time and Date of Installation:	2/15/19 1300
Location:	Lake Success, NY	Miscellaneous Equipment:	Low flow pump
Project #:	3617187442	Moisture Content:	Dry
Samplers:	EV & JL		

Instrument Readings

Date	Time	Canister Vacuum (a) (inches of Hg)	Temperature (°F)	Relative Humidity (%)	Air Speed (mph)	Barometric Pressure (inches of Hg)	PID (ppb)
2/15/19	1313	-30	50	55	10	29.33	
2/15/19	1645	-7.0					

(a) Record canister information at a minimum at the beginning and end of sampling

Summa Canister Information:

Size (circle one):	1 L 6 L
Canister ID:	AC02292
Flow Controller ID:	OA00079
Notes:	

Leak Test Information (if applicable):

General Observations/Notes:

Soil Vapor Sample Collection Log

		Sample ID:	VP-8D-72.5
Client:	Lockheed Martin Corporation	Sampling Depth:	72.5
Project:	Former Unisys Facility	Time and Date of Installation:	2/15/19 1300
Location:	Lake Success, NY	Miscellaneous Equipment:	low flow Pump
Project #:	3617187442	Moisture Content:	Dry
Samplers:			

Instrument Readings

Date	Time	Canister Vacuum (a) (inches of Hg)	Temperature (°F)	Relative Humidity (%)	Air Speed (mph)	Barometric Pressure (inches of Hg)	PID (ppb)
2/15/19	1315	-3	50	55	10	29.35↑	7196
2/15/19	1646	-8.0					

(a) Record canister information at a minimum at the beginning and end of sampling

Summa Canister Information:

Size (circle one):	1 L 6 L
Canister ID:	AC02282
Flow Controller ID:	OA00078
Notes:	

Leak Test Information (if applicable):

General Observations/Notes:

Lockheed Martin Corporation
SOP SSDS-28 – Soil Vapor Sampling from Nested Well

SOP Owner:	Amec E&E, PC
SOP No.:	SSDS-28
Revision No.	02
Revision Date:	1/23/2018
Revision By:	EAW
Approved By:	LMC | ODM

Soil Vapor Sample Collection Log

		Sample ID:	VP-107 - 5
Client:	Lockheed Martin Corporation	Sampling Depth:	5
Project:	Former Unisys Facility	Time and Date of Installation:	2/15/19 1130 ~~1300~~
Location:	Lake Success, NY	Miscellaneous Equipment:	Low flow pump
Project #:	3617187442	Moisture Content:	Dry
Samplers:	EV & JC		

Instrument Readings

Date	Time	Canister Vacuum (a) (inches of Hg)	Temperature (°F)	Relative Humidity (%)	Air Speed (mph)	Barometric Pressure (inches of Hg)	PID (ppb)
2/15/19	1149	-30	50	55	10	29.33	20
2/15/19	1443	-8.0					

(a) Record canister information at a minimum at the beginning and end of sampling

Summa Canister Information:

Size (circle one):	1 L 6 L
Canister ID:	AS00241
Flow Controller ID:	OA01933
Notes:	

Leak Test Information (if applicable):

Passed leak down test

General Observations/Notes:

Lockheed Martin Corporation
SOP SSDS-28 – Soil Vapor Sampling from Nested Well

SOP Owner:	Amec E&E, PC
SOP No.:	SSDS-28
Revision No.	02
Revision Date:	1/23/2018
Revision By:	EAW
Approved By:	umc/cbm

Soil Vapor Sample Collection Log

		Sample ID:	VP-107-13
Client:	Lockheed Martin Corporation	Sampling Depth:	13'
Project:	Former Unisys Facility	Time and Date of Installation:	2/15/19 ~~1300~~ 1130
Location:	Lake Success, NY	Miscellaneous Equipment:	low flow pump
Project #:	3617187442	Moisture Content:	Dry
Samplers:	EV + JC		

Instrument Readings

Date	Time	Canister Vacuum (a) (inches of Hg)	Temperature (°F)	Relative Humidity (%)	Air Speed (mph)	Barometric Pressure (inches of Hg)	PID (ppb)
2/13/19	1134	-3.0	50	55	10	29.33↑	0
2/15/19	1452	-8.0					

(a) Record canister information at a minimum at the beginning and end of sampling

Summa Canister Information:

Size (circle one):	1 L / 6 L (circled)
Canister ID:	~~AS00863~~ AS00601
Flow Controller ID:	~~0A01295~~ 0A00784
Notes:	

Leak Test Information (if applicable):

Passed leak down test

General Observations/Notes:

Lockheed Martin Corporation
SOP SSDS-28 – Soil Vapor Sampling from Nested Well

SOP Owner:	Amec E&E, PC
SOP No.:	SSDS-28
Revision No.	02
Revision Date:	1/23/2018
Revision By:	EAW
Approved By:	imc | cpm

Soil Vapor Sample Collection Log

		Sample ID:	VP-107-20
Client:	Lockheed Martin Corporation	Sampling Depth:	20
Project:	Former Unisys Facility	Time and Date of Installation:	2/15/19 1130
Location:	Lake Success, NY	Miscellaneous Equipment:	low flow pump
Project #:	3617187442	Moisture Content:	Dry
Samplers:	EV JJL		

Instrument Readings

Date	Time	Canister Vacuum (a) (inches of Hg)	Temperature (°F)	Relative Humidity (%)	Air Speed (mph)	Barometric Pressure (inches of Hg)	PID (ppb)
2/15/19	1135	-30	50	55	10	29.33	92 ppm
2/15/19	1445	-7.5					

(a) Record canister information at a minimum at the beginning and end of sampling

Summa Canister Information:

Size (circle one):	1 L 6 L
Canister ID:	AS01059
Flow Controller ID:	OA00014
Notes:	

Leak Test Information (if applicable):

Passed leak down test

General Observations/Notes:

Lockheed Martin Corporation
SOP SSDS-28 – Soil Vapor Sampling from Nested Well

SOP Owner:	Amec E&E, PC
SOP No.:	SSDS-28
Revision No.	02
Revision Date:	1/23/2018
Revision By:	EAW
Approved By:	UMC/CDM

Soil Vapor Sample Collection Log

		Sample ID:	VP-107-33.5
Client:	Lockheed Martin Corporation	Sampling Depth:	33.5
Project:	Former Unisys Facility	Time and Date of Installation:	2/15/19 1130
Location:	Lake Success, NY	Miscellaneous Equipment:	Low Flow Pump
Project #:	3617187442	Moisture Content:	Dry
Samplers:	EV + JL		

Instrument Readings

Date	Time	Canister Vacuum (a) (inches of Hg)	Temperature (°F)	Relative Humidity (%)	Air Speed (mph)	Barometric Pressure (inches of Hg)	PID (ppb)
2/15/19	1138	-3.0	50	55	10	29.33	91 ppm
2/15/19	1506	-8.0					
~~2/~~	~~1507~~						

(a) Record canister information at a minimum at the beginning and end of sampling

Summa Canister Information:

Size (circle one):	1 L / 6 L
Canister ID:	AS01346
Flow Controller ID:	OA00999
Notes:	

Leak Test Information (if applicable):

Passed leak down test

General Observations/Notes:

Lockheed Martin Corporation
SOP SSDS-28 – Soil Vapor Sampling from Nested Well

SOP Owner:	Amec E&E, PC
SOP No.:	SSDS-28
Revision No.	02
Revision Date:	1/23/2018
Revision By:	EAW
Approved By:	UMC | CDM

Soil Vapor Sample Collection Log

		Sample ID:	VP-107-100
Client:	Lockheed Martin Corporation	Sampling Depth:	33.5
Project:	Former Unisys Facility	Time and Date of Installation:	2/15/19 1130
Location:	Lake Success, NY	Miscellaneous Equipment:	Low flow Pump
Project #:	3617187442	Moisture Content:	Dry
Samplers:	EV + JC		

Instrument Readings

Date	Time	Canister Vacuum (a) (inches of Hg)	Temperature (°F)	Relative Humidity (%)	Air Speed (mph)	Barometric Pressure (inches of Hg)	PID (ppb)
2/15/19	1135	-30	50	55	10	29.33	91 ppm
2/15/19	1510	-8.0					

(a) Record canister information at a minimum at the beginning and end of sampling

Summa Canister Information:

Size (circle one):	1 L 6 L
Canister ID:	AS01175
Flow Controller ID:	0A00979
Notes:	

Leak Test Information (if applicable):

Passed Leak down test

General Observations/Notes:

Lockheed Martin Corporation
SOP SSDS-28 – Soil Vapor Sampling from Nested Well

SOP Owner:	Amec E&E, PC
SOP No.:	SSDS-28
Revision No.	02
Revision Date:	1/23/2018
Revision By:	EAW
Approved By:	umc/cbm

Soil Vapor Sample Collection Log

		Sample ID:	VP-107-44
Client:	Lockheed Martin Corporation	Sampling Depth:	44
Project:	Former Unisys Facility	Time and Date of Installation:	2/15/19
Location:	Lake Success, NY	Miscellaneous Equipment:	Low Flow Pump
Project #:	3617187442	Moisture Content:	Dry
Samplers:	EV & JL		

Instrument Readings

Date	Time	Canister Vacuum (a) (inches of Hg)	Temperature (°F)	Relative Humidity (%)	Air Speed (mph)	Barometric Pressure (inches of Hg)	PID (ppb)
2/15/19	12:00	-29.5	50	55	10	29.33	14 ppm
2/15/19	1507	-8.0					

(a) Record canister information at a minimum at the beginning and end of sampling

Summa Canister Information:

Size (circle one):	1 L 6 L
Canister ID:	AS00322
Flow Controller ID:	0A01230
Notes:	

Leak Test Information (if applicable):

Passed leak down test

General Observations/Notes:

Lockheed Martin Corporation
SOP SSDS-28 – Soil Vapor Sampling from Nested Well

SOP Owner:	Amec E&E, PC
SOP No.:	SSDS-28
Revision No.	02
Revision Date:	1/23/2018
Revision By:	EAW
Approved By:	LMC/CNM

Soil Vapor Sample Collection Log

		Sample ID:	VP-107-200
Client:	Lockheed Martin Corporation	Sampling Depth:	44'
Project:	Former Unisys Facility	Time and Date of Installation:	2/15/19
Location:	Lake Success, NY	Miscellaneous Equipment:	Low Flow pump
Project #:	3617187442	Moisture Content:	Dry
Samplers:			

Instrument Readings

Date	Time	Canister Vacuum (a) (inches of Hg)	Temperature (°F)	Relative Humidity (%)	Air Speed (mph)	Barometric Pressure (inches of Hg)	PID (ppb)
2/15/19	1200	-30.0	50	55	10	29.35	
2/15/19	1529	-8.0					

(a) Record canister information at a minimum at the beginning and end of sampling

Summa Canister Information:

Size (circle one):	1 L 6 L
Canister ID:	AS01198
Flow Controller ID:	OA00888
Notes:	

Leak Test Information (if applicable):

Passed leak down test

General Observations/Notes:

Lockheed Martin Corporation
SOP SSDS-28 – Soil Vapor Sampling from Nested Well

SOP Owner:	Amec E&E, PC
SOP No.:	SSDS-28
Revision No.	02
Revision Date:	1/23/2018
Revision By:	EAW
Approved By:	umc/dm

Soil Vapor Sample Collection Log

		Sample ID:	VP-107-60
Client:	Lockheed Martin Corporation	Sampling Depth:	60
Project:	Former Unisys Facility	Time and Date of Installation:	2/15/19
Location:	Lake Success, NY	Miscellaneous Equipment:	Low flow Pump
Project #:	3617187442	Moisture Content:	Dry
Samplers:	EV & DL		

Instrument Readings

Date	Time	Canister Vacuum (a) (inches of Hg)	Temperature (°F)	Relative Humidity (%)	Air Speed (mph)	Barometric Pressure (inches of Hg)	PID (ppb)
2/15/19	1144	-28	50	55	0	29.33↑	1700
2/15/19	1447	-8.0					

(a) Record canister information at a minimum at the beginning and end of sampling

Summa Canister Information:

Size (circle one):	1 L 6 L
Canister ID:	AS01368
Flow Controller ID:	OA01007
Notes:	

Leak Test Information (if applicable):

Passed leak down test

General Observations/Notes:

Soil Vapor Sample Collection Log

		Sample ID:	VP-107-74
Client:	Lockheed Martin Corporation	Sampling Depth:	74
Project:	Former Unisys Facility	Time and Date of Installation:	2/15/19
Location:	Lake Success, NY	Miscellaneous Equipment:	Low flow pump
Project #:	3617187442	Moisture Content:	Dry
Samplers:	EV + JL		

Instrument Readings

Date	Time	Canister Vacuum (a) (inches of Hg)	Temperature (°F)	Relative Humidity (%)	Air Speed (mph)	Barometric Pressure (inches of Hg)	PID (ppb)
2/15/19	1145	-30	50	55	10	29.33	900
2/15/19	1448	-8.0					

(a) Record canister information at a minimum at the beginning and end of sampling

Summa Canister Information:

Size (circle one):	1 L 6 L
Canister ID:	AS00017
Flow Controller ID:	OA01254
Notes:	

Leak Test Information (if applicable):

Passed leak down test

General Observations/Notes:

Soil Vapor Sample Collection Log

		Sample ID:	VP-104-5
Client:	Lockheed Martin Corporation	Sampling Depth:	5'
Project:	Former Unisys Facility	Time and Date of Installation:	2/15/19
Location:	Lake Success, NY	Miscellaneous Equipment:	Low Flow Pump
Project #:	3617187442	Moisture Content:	Dry
Samplers:	EV + JL		

Instrument Readings

Date	Time	Canister Vacuum (a) (inches of Hg)	Temperature (°F)	Relative Humidity (%)	Air Speed (mph)	Barometric Pressure (inches of Hg)	PID (ppb)
2/15/19	0925	-30	50	55	10	29.33	0
	1250	7.5					

(a) Record canister information at a minimum at the beginning and end of sampling

Summa Canister Information:

Size (circle one):	1 L 6 L
Canister ID:	AS01049
Flow Controller ID:	OA0118 1
Notes:	

Leak Test Information (if applicable):

Passed Leak Down Test

General Observations/Notes:

Lockheed Martin Corporation
SOP SSDS-28 – Soil Vapor Sampling from Nested Well

SOP Owner:	Amec E&E, PC
SOP No.:	SSDS-28
Revision No.	02
Revision Date:	1/23/2018
Revision By:	EAW
Approved By:	LMC/COM

Soil Vapor Sample Collection Log

		Sample ID:	VP-104-10
Client:	Lockheed Martin Corporation	Sampling Depth:	10
Project:	Former Unisys Facility	Time and Date of Installation:	2/15/19
Location:	Lake Success, NY	Miscellaneous Equipment:	Low flow Pump
Project #:	3617187442	Moisture Content:	Dry
Samplers:	EV + JL		

Instrument Readings

Date	Time	Canister Vacuum (a) (inches of Hg)	Temperature (°F)	Relative Humidity (%)	Air Speed (mph)	Barometric Pressure (inches of Hg)	PID (ppb)
2/15/19	0926	-28	50	55	10	29.33	0
	1240	-6					

(a) Record canister information at a minimum at the beginning and end of sampling

Summa Canister Information:

Size (circle one):	1 L 6 L
Canister ID:	A501265
Flow Controller ID:	OA02124
Notes:	

Leak Test Information (if applicable):

General Observations/Notes:

Lockheed Martin Corporation
SOP SSDS-28 – Soil Vapor Sampling from Nested Well

SOP Owner:	Amec E&E, PC
SOP No.:	SSDS-28
Revision No.	02
Revision Date:	1/23/2018
Revision By:	EAW
Approved By:	LMC/CDM

Soil Vapor Sample Collection Log

		Sample ID:	VP-104-19 ②
Client:	Lockheed Martin Corporation	Sampling Depth:	19'
Project:	Former Unisys Facility	Time and Date of Installation:	2/15/19
Location:	Lake Success, NY	Miscellaneous Equipment:	Low flow pump
Project #:	3617187442	Moisture Content:	Dry
Samplers:	EV + JL		

Instrument Readings

Date	Time	Canister Vacuum (a) (inches of Hg)	Temperature (°F)	Relative Humidity (%)	Air Speed (mph)	Barometric Pressure (inches of Hg)	PID (ppb)
2/15/19	0929	-30	50	55	10	29.33	270
	1246	-7					

(a) Record canister information at a minimum at the beginning and end of sampling

Summa Canister Information:

Size (circle one):	1 L 6 L
Canister ID:	AC02002
Flow Controller ID:	OAD1384
Notes:	

Leak Test Information (if applicable):

Passed leak down test

General Observations/Notes:

Soil Vapor Sample Collection Log

		Sample ID:	VP-104-30
Client:	Lockheed Martin Corporation	Sampling Depth:	30
Project:	Former Unisys Facility	Time and Date of Installation:	2/15/19
Location:	Lake Success, NY	Miscellaneous Equipment:	Low flow Pump
Project #:	3617187442	Moisture Content:	Dry
Samplers:	EV + JL		

Instrument Readings

Date	Time	Canister Vacuum (a) (inches of Hg)	Temperature (°F)	Relative Humidity (%)	Air Speed (mph)	Barometric Pressure (inches of Hg)	PID (ppb)
2/15/19	0931	-30	50	55	10	29.33	300
	1250	-8					

(a) Record canister information at a minimum at the beginning and end of sampling

Summa Canister Information:

Size (circle one):	1 L 6 L
Canister ID:	AC02097
Flow Controller ID:	OA01283
Notes:	

Leak Test Information (if applicable):

Passed leak down test

General Observations/Notes:

Lockheed Martin Corporation
SOP SSDS-28 – Soil Vapor Sampling from Nested Well

SOP Owner:	Amec E&E, PC
SOP No.:	SSDS-28
Revision No.	02
Revision Date:	1/23/2018
Revision By:	EAW
Approved By:	LMC/CDM

Soil Vapor Sample Collection Log

		Sample ID:	VP-104-40
Client:	Lockheed Martin Corporation	Sampling Depth:	40
Project:	Former Unisys Facility	Time and Date of Installation:	2/15/19
Location:	Lake Success, NY	Miscellaneous Equipment:	Low Flow Pump
Project #:	3617187442	Moisture Content:	Dry
Samplers:	EV and JL		

Instrument Readings

Date	Time	Canister Vacuum (a) (inches of Hg)	Temperature (°F)	Relative Humidity (%)	Air Speed (mph)	Barometric Pressure (inches of Hg)	PID (ppb)
2/15/19	0934	-29	50	55	10	29.33	280
2/15/19	1321	-6					

(a) Record canister information at a minimum at the beginning and end of sampling

Summa Canister Information:

Size (circle one):	1 L (6 L)
Canister ID:	AS013058
Flow Controller ID:	~~OA01348~~ OA00970
Notes:	

Leak Test Information (if applicable):

Passed leak down test

General Observations/Notes:

Soil Vapor Sample Collection Log

		Sample ID:	VP-104-50
Client:	Lockheed Martin Corporation	Sampling Depth:	50'
Project:	Former Unisys Facility	Time and Date of Installation:	2/15/19
Location:	Lake Success, NY	Miscellaneous Equipment:	low flow pump
Project #:	3617187442	Moisture Content:	Dry
Samplers:	EV + JL		

Instrument Readings

Date	Time	Canister Vacuum (a) (inches of Hg)	Temperature (°F)	Relative Humidity (%)	Air Speed (mph)	Barometric Pressure (inches of Hg)	PID (ppb)
2/15/19	0937	-29	50	55	10	29.35A	445
	1246	-8					

(a) Record canister information at a minimum at the beginning and end of sampling

Summa Canister Information:

Size (circle one):	1 L (6 L)
Canister ID:	A501219
Flow Controller ID:	A560843
Notes:	

Leak Test Information (if applicable):

Passed leak down test

General Observations/Notes:

Lockheed Martin Corporation
SOP SSDS-28 – Soil Vapor Sampling from Nested Well

SOP Owner:	Amec E&E, PC
SOP No.:	SSDS-28
Revision No.	02
Revision Date:	1/23/2018
Revision By:	EAW
Approved By:	LMC/CDM

Soil Vapor Sample Collection Log

		Sample ID:	VP-104-~~61.5~~ 62
Client:	Lockheed Martin Corporation	Sampling Depth:	~~61.5~~ 62
Project:	Former Unisys Facility	Time and Date of Installation:	2/15/19
Location:	Lake Success, NY	Miscellaneous Equipment:	low flow pump
Project #:	3617187442	Moisture Content:	Dry
Samplers:	EV & JL		

Instrument Readings

Date	Time	Canister Vacuum (a) (inches of Hg)	Temperature (°F)	Relative Humidity (%)	Air Speed (mph)	Barometric Pressure (inches of Hg)	PID (ppb)
2/15/19	0941	-30	50	55	10	29.33	380
2/15/19	1322	-6					

(a) Record canister information at a minimum at the beginning and end of sampling

Summa Canister Information:

Size (circle one):	1 L (6 L)
Canister ID:	AS01319
Flow Controller ID:	OA01610
Notes:	

Leak Test Information (if applicable):

Passed leak down test

General Observations/Notes:

Lockheed Martin Corporation
SOP SSDS-28 – Soil Vapor Sampling from Nested Well

SOP Owner:	Amec E&E, PC
SOP No.:	SSDS-28
Revision No.	02
Revision Date:	1/23/2018
Revision By:	EAW
Approved By:	UMC/DDM

Soil Vapor Sample Collection Log

		Sample ID:	VP-104-~~74.5~~ 73
Client:	Lockheed Martin Corporation	Sampling Depth:	~~74.5~~ 73
Project:	Former Unisys Facility	Time and Date of Installation:	2/15/19
Location:	Lake Success, NY	Miscellaneous Equipment:	Low flow pump
Project #:	3617187442	Moisture Content:	Dry
Samplers:	EV + JL		

Instrument Readings

Date	Time	Canister Vacuum (a) (inches of Hg)	Temperature (°F)	Relative Humidity (%)	Air Speed (mph)	Barometric Pressure (inches of Hg)	PID (ppb)
2/15/19	0943	-30	50	55	10	29.33↑	300
2/15/19	1323	-8					

(a) Record canister information at a minimum at the beginning and end of sampling

Summa Canister Information:

Size (circle one):	1 L (6 L)
Canister ID:	AS01375
Flow Controller ID:	OA01739
Notes:	

Leak Test Information (if applicable):

Passed leak down test

General Observations/Notes:

Lockheed Martin Corporation
SOP SSDS-28 – Soil Vapor Sampling from Nested Well

SOP Owner:	Amec E&E, PC
SOP No.:	SSDS-28
Revision No.	02
Revision Date:	1/23/2018
Revision By:	EAW
Approved By:	LMC/AM

Soil Vapor Sample Collection Log

		Sample ID:	VP-103-5
Client:	Lockheed Martin Corporation	Sampling Depth:	5
Project:	Former Unisys Facility	Time and Date of Installation:	2/15/19
Location:	Lake Success, NY	Miscellaneous Equipment:	Low Flow Pump
Project #:	3617187442	Moisture Content:	Dry
Samplers:			

Instrument Readings

Date	Time	Canister Vacuum (a) (inches of Hg)	Temperature (°F)	Relative Humidity (%)	Air Speed (mph)	Barometric Pressure (inches of Hg)	PID (ppb)
2/16/19	0916	-29	50	55	10	29.33	144
2/16/19	1309	-6.0					

(a) Record canister information at a minimum at the beginning and end of sampling

Summa Canister Information:

Size (circle one):	1 L 6 L
Canister ID:	AC01084
Flow Controller ID:	OA01794
Notes:	

Leak Test Information (if applicable):

Passed Leak Down Test

General Observations/Notes:

Soil Vapor Sample Collection Log

		Sample ID:	VP-103-10
Client:	Lockheed Martin Corporation	Sampling Depth:	10
Project:	Former Unisys Facility	Time and Date of Installation:	2/15/19
Location:	Lake Success, NY	Miscellaneous Equipment:	Low flow pump
Project #:	3617187442	Moisture Content:	Dry
Samplers:	EV + JL		

Instrument Readings

Date	Time	Canister Vacuum (a) (inches of Hg)	Temperature (°F)	Relative Humidity (%)	Air Speed (mph)	Barometric Pressure (inches of Hg)	PID (ppb)
2/16/19	0917	-29.5	50	55	10	29.33	12
2/16/19	1309	-6.0					

(a) Record canister information at a minimum at the beginning and end of sampling

Summa Canister Information:

Size (circle one):	1 L 6 L
Canister ID:	AS00593
Flow Controller ID:	OA0219
Notes:	

Leak Test Information (if applicable):

Passed leak down test

General Observations/Notes:

Lockheed Martin Corporation
SOP SSDS-28 – Soil Vapor Sampling from Nested Well

SOP Owner:	Amec E&E, PC
SOP No.:	SSDS-28
Revision No.	02
Revision Date:	1/23/2018
Revision By:	EAW
Approved By:	CMC/CDM

Soil Vapor Sample Collection Log

		Sample ID:	VP-103-20
Client:	Lockheed Martin Corporation	Sampling Depth:	20
Project:	Former Unisys Facility	Time and Date of Installation:	2/15/19
Location:	Lake Success, NY	Miscellaneous Equipment:	low flow pump
Project #:	3617187442	Moisture Content:	Dry
Samplers:	EV + JL		

Instrument Readings

Date	Time	Canister Vacuum (a) (inches of Hg)	Temperature (°F)	Relative Humidity (%)	Air Speed (mph)	Barometric Pressure (inches of Hg)	PID (ppb)
2/16/19	0921	-28	50	55	10	29.33	50
2/16/19	1312	-6.0					

(a) Record canister information at a minimum at the beginning and end of sampling

Summa Canister Information:

Size (circle one):	1 L 6 L
Canister ID:	AS00871
Flow Controller ID:	OA01615
Notes:	

Leak Test Information (if applicable):

Passed Leak Down Test

General Observations/Notes:

Soil Vapor Sample Collection Log

		Sample ID:	VP-103-30
Client:	Lockheed Martin Corporation	Sampling Depth:	30
Project:	Former Unisys Facility	Time and Date of Installation:	2/15/19
Location:	Lake Success, NY	Miscellaneous Equipment:	Low flow pump
Project #:	3617187442	Moisture Content:	Dry
Samplers:	EV + JL		

Instrument Readings

Date	Time	Canister Vacuum (a) (inches of Hg)	Temperature (°F)	Relative Humidity (%)	Air Speed (mph)	Barometric Pressure (inches of Hg)	PID (ppb)
2/16/19	0923	-30	50	55	10	29.30M	182
2/16/19	1316	-6.5					

(a) Record canister information at a minimum at the beginning and end of sampling

Summa Canister Information:

Size (circle one):	1 L (6 L)
Canister ID:	AS01237
Flow Controller ID:	OA01673
Notes:	

Leak Test Information (if applicable):

Passed leak down test

General Observations/Notes:

Lockheed Martin Corporation
SOP SSDS-28 – Soil Vapor Sampling from Nested Well

SOP Owner:	Amec E&E, PC
SOP No.:	SSDS-28
Revision No.	02
Revision Date:	1/23/2018
Revision By:	EAW
Approved By:	LMO/CDM

Soil Vapor Sample Collection Log

		Sample ID:	VP-103-40
Client:	Lockheed Martin Corporation	Sampling Depth:	40
Project:	Former Unisys Facility	Time and Date of Installation:	2/15/19
Location:	Lake Success, NY	Miscellaneous Equipment:	Low flow Pump
Project #:	3617187442	Moisture Content:	Dry
Samplers:	EV JJL		

Instrument Readings

Date	Time	Canister Vacuum (a) (inches of Hg)	Temperature (°F)	Relative Humidity (%)	Air Speed (mph)	Barometric Pressure (inches of Hg)	PID (ppb)
2/16/19	0928	-30	50	55	10	29.331	65
	1306	-6					

(a) Record canister information at a minimum at the beginning and end of sampling

Summa Canister Information:

Size (circle one):	1 L 6 L
Canister ID:	AS00549
Flow Controller ID:	0A01190
Notes:	

Leak Test Information (if applicable):

Passed leak down test

General Observations/Notes:

Soil Vapor Sample Collection Log

		Sample ID:	VP-103-50
Client:	Lockheed Martin Corporation	Sampling Depth:	50'
Project:	Former Unisys Facility	Time and Date of Installation:	2/15/19
Location:	Lake Success, NY	Miscellaneous Equipment:	Low Flow Pump
Project #:	3617187442	Moisture Content:	Dry
Samplers:	EV + JL		

Instrument Readings

Date	Time	Canister Vacuum (a) (inches of Hg)	Temperature (°F)	Relative Humidity (%)	Air Speed (mph)	Barometric Pressure (inches of Hg)	PID (ppb)
2/16/19	0930	-30	50	55	10	29.33M	60
2/16/19	1518	-7.0					

(a) Record canister information at a minimum at the beginning and end of sampling

Summa Canister Information:

Size (circle one):	1 L 6 L
Canister ID:	AC01860
Flow Controller ID:	OA00695
Notes:	

Leak Test Information (if applicable):

Passed Leak down test

General Observations/Notes:

Soil Vapor Sample Collection Log

		Sample ID:	VP-103-61.5
Client:	Lockheed Martin Corporation	Sampling Depth:	61.5
Project:	Former Unisys Facility	Time and Date of Installation:	2/15/19
Location:	Lake Success, NY	Miscellaneous Equipment:	low flow pump
Project #:	3617187442	Moisture Content:	Dry
Samplers:	EV + JL		

Instrument Readings

Date	Time	Canister Vacuum (a) (inches of Hg)	Temperature (°F)	Relative Humidity (%)	Air Speed (mph)	Barometric Pressure (inches of Hg)	PID (ppb)
2/16/19	0931	29	50	55	10	29.337	15
2/16/19	1306	-6					

(a) Record canister information at a minimum at the beginning and end of sampling

Summa Canister Information:

Size (circle one):	1 L (6 L)
Canister ID:	AS01353
Flow Controller ID:	OA01347
Notes:	

Leak Test Information (if applicable):

Passed leak down test

General Observations/Notes:

Lockheed Martin Corporation
SOP SSDS-28 – Soil Vapor Sampling from Nested Well

SOP Owner:	Amec E&E, PC
SOP No.:	SSDS-28
Revision No.	02
Revision Date:	1/23/2018
Revision By:	EAW
Approved By:	lmc/cdm

Soil Vapor Sample Collection Log

		Sample ID:	VP-103-74.5
Client:	Lockheed Martin Corporation	Sampling Depth:	74.5
Project:	Former Unisys Facility	Time and Date of Installation:	2/15/19
Location:	Lake Success, NY	Miscellaneous Equipment:	low flow pump
Project #:	3617187442	Moisture Content:	Dry
Samplers:	EV JDL		

Instrument Readings

Date	Time	Canister Vacuum (a) (inches of Hg)	Temperature (°F)	Relative Humidity (%)	Air Speed (mph)	Barometric Pressure (inches of Hg)	PID (ppb)
2/16/19	0933	-30	50	55	10	29.33	223
2/16/19	1313	-65					

(a) Record canister information at a minimum at the beginning and end of sampling

Summa Canister Information:

Size (circle one):	1 L 6 L
Canister ID:	A500279
Flow Controller ID:	0A01256
Notes:	

Leak Test Information (if applicable):

Passed leak down test

General Observations/Notes:

Soil Vapor Sample Collection Log

		Sample ID:	LIJ-VP-7-50
Client:	Lockheed Martin Corporation	Sampling Depth:	50
Project:	Former Unisys Facility	Time and Date of Installation:	2/16/19
Location:	Lake Success, NY	Miscellaneous Equipment:	Low Flow Pump
Project #:	3617187442	Moisture Content:	Dry
Samplers:			

Instrument Readings

Date	Time	Canister Vacuum (a) (inches of Hg)	Temperature (°F)	Relative Humidity (%)	Air Speed (mph)	Barometric Pressure (inches of Hg)	PID (ppb)
2/16/19	1025	-30	42	39	16	29.59	1260
2/16/19	1409	-8.0					

(a) Record canister information at a minimum at the beginning and end of sampling

Summa Canister Information:

Size (circle one):	1 L 6 L
Canister ID:	AS00720
Flow Controller ID:	OA01239
Notes:	

Leak Test Information (if applicable):

Passed Leak down test

General Observations/Notes:

Lockheed Martin Corporation
SOP SSDS-28 – Soil Vapor Sampling from Nested Well

SOP Owner:	Amec E&E, PC
SOP No.:	SSDS-28
Revision No.	02
Revision Date:	1/23/2018
Revision By:	EAW
Approved By:	Cbm/LM

Soil Vapor Sample Collection Log

		Sample ID:	VP-102-4.5
Client:	Lockheed Martin Corporation	Sampling Depth:	4.5
Project:	Former Unisys Facility	Time and Date of Installation:	2/16/19
Location:	Lake Success, NY	Miscellaneous Equipment:	low flow pump
Project #:	3617187442	Moisture Content:	Dry
Samplers:			

Instrument Readings

Date	Time	Canister Vacuum (a) (inches of Hg)	Temperature (°F)	Relative Humidity (%)	Air Speed (mph)	Barometric Pressure (inches of Hg)	PID (ppb)
4/16/19	1105	-29	42	39	16	29.59↑	0
4/16/19	1509	-6.0					

(a) Record canister information at a minimum at the beginning and end of sampling

Summa Canister Information:

Size (circle one):	1 L (6 L)
Canister ID:	AS01125
Flow Controller ID:	OA60843
Notes:	

Leak Test Information (if applicable):

Passed leak down Test

General Observations/Notes:

Soil Vapor Sample Collection Log

		Sample ID:	VP-102-8.5
Client:	Lockheed Martin Corporation	Sampling Depth:	8.5
Project:	Former Unisys Facility	Time and Date of Installation:	2/16/19
Location:	Lake Success, NY	Miscellaneous Equipment:	Dry, low flow pump
Project #:	3617187442	Moisture Content:	
Samplers:			

Instrument Readings

Date	Time	Canister Vacuum (a) (inches of Hg)	Temperature (°F)	Relative Humidity (%)	Air Speed (mph)	Barometric Pressure (inches of Hg)	PID (ppb)
2/16/19	1107	-30	42	39	16	29.59↑	160
2/16/19	1515	→ 7.5					

(a) Record canister information at a minimum at the beginning and end of sampling

Summa Canister Information:

Size (circle one):	1 L (6 L)
Canister ID:	AC02114
Flow Controller ID:	OA01739
Notes:	

Leak Test Information (if applicable):

Passed leak-down test

General Observations/Notes:

Soil Vapor Sample Collection Log

		Sample ID:	VP-102-19.5
Client:	Lockheed Martin Corporation	Sampling Depth:	19.5
Project:	Former Unisys Facility	Time and Date of Installation:	2/16/19
Location:	Lake Success, NY	Miscellaneous Equipment:	low flow pump
Project #:	3617187442	Moisture Content:	Dry
Samplers:			

Instrument Readings

Date	Time	Canister Vacuum (a) (inches of Hg)	Temperature (°F)	Relative Humidity (%)	Air Speed (mph)	Barometric Pressure (inches of Hg)	PID (ppb)
2/16/19	1115	-30	42	39	16	29.59	120
2/16/19	1514	-7.5					

(a) Record canister information at a minimum at the beginning and end of sampling

Summa Canister Information:

Size (circle one):	1 L 6 L
Canister ID:	~~AC01250~~ AS01014
Flow Controller ID:	OA01755
Notes:	

Leak Test Information (if applicable):

Passed leak down test

General Observations/Notes:

Soil Vapor Sample Collection Log

		Sample ID:	VP-102-51.5
Client:	Lockheed Martin Corporation	Sampling Depth:	51.5
Project:	Former Unisys Facility	Time and Date of Installation:	2/16/19
Location:	Lake Success, NY	Miscellaneous Equipment:	low flow pump
Project #:	3617187442	Moisture Content:	Dry
Samplers:			

Instrument Readings

Date	Time	Canister Vacuum (a) (inches of Hg)	Temperature (°F)	Relative Humidity (%)	Air Speed (mph)	Barometric Pressure (inches of Hg)	PID (ppb)
2/16/19	1119	-30	42	39	16	29.594	0
2/16/19	1510	-6.5					

(a) Record canister information at a minimum at the beginning and end of sampling

Summa Canister Information:

Size (circle one):	1 L (6 L)
Canister ID:	AC01354
Flow Controller ID:	OA00608
Notes:	

Leak Test Information (if applicable):

Leak down test passed

General Observations/Notes:

Soil Vapor Sample Collection Log

		Sample ID:	VP-102-57.5
Client:	Lockheed Martin Corporation	Sampling Depth:	57.5
Project:	Former Unisys Facility	Time and Date of Installation:	2/16/19
Location:	Lake Success, NY	Miscellaneous Equipment:	Low Flow Pump
Project #:	3617187442	Moisture Content:	Dry
Samplers:			

Instrument Readings

Date	Time	Canister Vacuum (a) (inches of Hg)	Temperature (°F)	Relative Humidity (%)	Air Speed (mph)	Barometric Pressure (inches of Hg)	PID (ppb)
2/16/19	1120	-30	42	39	16	29.59T	2500
2/16/19	1512	-6.5					

(a) Record canister information at a minimum at the beginning and end of sampling

Summa Canister Information:

Size (circle one):	1 L 6 L
Canister ID:	AC00593
Flow Controller ID:	OA00405
Notes:	

Leak Test Information (if applicable):

Leak down test passed

General Observations/Notes:

Soil Vapor Sample Collection Log

		Sample ID:	VP-102-61.5
Client:	Lockheed Martin Corporation	Sampling Depth:	61.5
Project:	Former Unisys Facility	Time and Date of Installation:	2/16/19
Location:	Lake Success, NY	Miscellaneous Equipment:	Low flow pump
Project #:	3617187442	Moisture Content:	Dry
Samplers:	EV + JL		

Instrument Readings

Date	Time	Canister Vacuum (a) (inches of Hg)	Temperature (°F)	Relative Humidity (%)	Air Speed (mph)	Barometric Pressure (inches of Hg)	PID (ppb)
2/16/19	1121	-29	42	39	16	29.59↑	200
2/18/19	1511	-6.0					

(a) Record canister information at a minimum at the beginning and end of sampling

Summa Canister Information:

Size (circle one):	1 L ~~6 L~~
Canister ID:	AC01839
Flow Controller ID:	OA00918
Notes:	

Leak Test Information (if applicable):

Leak Down test passed

General Observations/Notes:

Lockheed Martin Corporation
SOP SSDS-28 – Soil Vapor Sampling from Nested Well

SOP Owner:	Amec E&E, PC
SOP No.:	SSDS-28
Revision No.	02
Revision Date:	1/23/2018
Revision By:	EAW
Approved By:	Cam | LM

Soil Vapor Sample Collection Log

		Sample ID:	VP-102 - 73.5
Client:	Lockheed Martin Corporation	Sampling Depth:	73.5
Project:	Former Unisys Facility	Time and Date of Installation:	2/16/19
Location:	Lake Success, NY	Miscellaneous Equipment:	Low Flow Pump
Project #:	3617187442	Moisture Content:	Dry
Samplers:	EV JR		

Instrument Readings

Date	Time	Canister Vacuum (a) (inches of Hg)	Temperature (°F)	Relative Humidity (%)	Air Speed (mph)	Barometric Pressure (inches of Hg)	PID (ppb)
2/16/19	1122	-30	42	39	16	29.59	220
2/16/19	1424	-6.0					

(a) Record canister information at a minimum at the beginning and end of sampling

Summa Canister Information:

Size (circle one):	1 L 6 L
Canister ID:	AS00861
Flow Controller ID:	OA01515
Notes:	

Leak Test Information (if applicable):

Leak Down test passed

General Observations/Notes:

Lockheed Martin Corporation
SOP SSDS-28 – Soil Vapor Sampling from Nested Well

SOP Owner:	Amec E&E, PC
SOP No.:	SSDS-28
Revision No.	02
Revision Date:	1/23/2018
Revision By:	EAW
Approved By:	CDM/LM

Soil Vapor Sample Collection Log

		Sample ID:	FPM-20-5
Client:	Lockheed Martin Corporation	Sampling Depth:	5'
Project:	Former Unisys Facility	Time and Date of Installation:	2/16/19
Location:	Lake Success, NY	Miscellaneous Equipment:	Low Flow Pump
Project #:	3617187442	Moisture Content:	Dry
Samplers:			

Instrument Readings

Date	Time	Canister Vacuum (a) (inches of Hg)	Temperature (°F)	Relative Humidity (%)	Air Speed (mph)	Barometric Pressure (inches of Hg)	PID (ppb)
2/16/19	1159	-30	42	39	16	29.59	1500
2/16/19	1541	-7.0					

(a) Record canister information at a minimum at the beginning and end of sampling

Summa Canister Information:

Size (circle one):	1 L 6 L
Canister ID:	~~AS010/4~~ AS01104
Flow Controller ID:	OA 00080
Notes:	

Leak Test Information (if applicable):

Passed leak down test

General Observations/Notes:

Soil Vapor Sample Collection Log

		Sample ID:	FPM-20-9.4
Client:	Lockheed Martin Corporation	Sampling Depth:	9.4
Project:	Former Unisys Facility	Time and Date of Installation:	2/16/19
Location:	Lake Success, NY	Miscellaneous Equipment:	Low Flow Pump
Project #:	3617187442	Moisture Content:	Dry
Samplers:			

Instrument Readings

Date	Time	Canister Vacuum (a) (inches of Hg)	Temperature (°F)	Relative Humidity (%)	Air Speed (mph)	Barometric Pressure (inches of Hg)	PID (ppb)
2/16/19	1158	-29.5	42	39	16	29.597	4100
2/16/19	1501	-6.0					

(a) Record canister information at a minimum at the beginning and end of sampling

Summa Canister Information:

Size (circle one):	1 L / 6 L (circled)
Canister ID:	A500615
Flow Controller ID:	OA01142
Notes:	

Leak Test Information (if applicable):

Passed leak down test

General Observations/Notes:

Soil Vapor Sample Collection Log

		Sample ID:	VP-4-5
Client:	Lockheed Martin Corporation	Sampling Depth:	5'
Project:	Former Unisys Facility	Time and Date of Installation:	2/16/19 0800
Location:	Lake Success, NY	Miscellaneous Equipment:	Low flow pump
Project #:	3617187442	Moisture Content:	Dry
Samplers:	EV and [illegible]		

Instrument Readings

Date	Time	Canister Vacuum (a) (inches of Hg)	Temperature (°F)	Relative Humidity (%)	Air Speed (mph)	Barometric Pressure (inches of Hg)	PID (ppb)
2/16/19	0814	-28	42	39	16	29.59↑	105
2/16/19	1330	-9.0					

(a) Record canister information at a minimum at the beginning and end of sampling

Summa Canister Information:

Size (circle one):	1 L 6 L
Canister ID:	AS00863
Flow Controller ID:	OA01295
Notes:	

Leak Test Information (if applicable):

Passed leak down test

General Observations/Notes:

Lockheed Martin Corporation
SOP SSDS-28 – Soil Vapor Sampling from Nested Well

SOP Owner:	Amec E&E, PC
SOP No.:	SSDS-28
Revision No.	02
Revision Date:	1/23/2018
Revision By:	EAW
Approved By:	

Soil Vapor Sample Collection Log

		Sample ID:	VP-4-10
Client:	Lockheed Martin Corporation	Sampling Depth:	10
Project:	Former Unisys Facility	Time and Date of Installation:	2/16/19 0800
Location:	Lake Success, NY	Miscellaneous Equipment:	Low flow Pump
Project #:	3617187442	Moisture Content:	Dry
Samplers:	EV and JL		

Instrument Readings

Date	Time	Canister Vacuum (a) (inches of Hg)	Temperature (°F)	Relative Humidity (%)	Air Speed (mph)	Barometric Pressure (inches of Hg)	PID (ppb)
2/16/19	0934	-30	42	39	16	29.59↑	43
2/16/19	1207	-7.5					

(a) Record canister information at a minimum at the beginning and end of sampling

Summa Canister Information:

Size (circle one):	1 L 6 L
Canister ID:	AS00975
Flow Controller ID:	OA 013854
Notes:	

Leak Test Information (if applicable):

Passed leak test

General Observations/Notes:

Soil Vapor Sample Collection Log

		Sample ID:	VP-4-20
Client:	Lockheed Martin Corporation	Sampling Depth:	20'
Project:	Former Unisys Facility	Time and Date of Installation:	2/16/19 0800
Location:	Lake Success, NY	Miscellaneous Equipment:	Low Flow Air pump
Project #:	3617187442	Moisture Content:	Dry
Samplers:			

Instrument Readings

Date	Time	Canister Vacuum (a) (inches of Hg)	Temperature (°F)	Relative Humidity (%)	Air Speed (mph)	Barometric Pressure (inches of Hg)	PID (ppb)
2/16/19	0828	-28	42	39	16	29.590	23
2/16/19	1129	-6.5					

(a) Record canister information at a minimum at the beginning and end of sampling

Summa Canister Information:

Size (circle one):	1 L 6 L
Canister ID:	AC01947
Flow Controller ID:	OA02124
Notes:	

Leak Test Information (if applicable):

Passed leak down test

General Observations/Notes:

Lockheed Martin Corporation
SOP SSDS-28 – Soil Vapor Sampling from Nested Well

SOP Owner:	Amec E&E, PC
SOP No.:	SSDS-28
Revision No.	02
Revision Date:	1/23/2018
Revision By:	EAW
Approved By:	LMC/CPM

Soil Vapor Sample Collection Log

		Sample ID:	VP-4-30
Client:	Lockheed Martin Corporation	Sampling Depth:	30 0800 ↓
Project:	Former Unisys Facility	Time and Date of Installation:	2/16/19
Location:	Lake Success, NY	Miscellaneous Equipment:	low flow Pump
Project #:	3617187442	Moisture Content:	Dry
Samplers:	EVA		

Instrument Readings

Date	Time	Canister Vacuum (a) (inches of Hg)	Temperature (°F)	Relative Humidity (%)	Air Speed (mph)	Barometric Pressure (inches of Hg)	PID (ppb)
2/16/19	0821	-30	42	39	16	29.59↑	80
2/16/19	1133	-8					

(a) Record canister information at a minimum at the beginning and end of sampling

Summa Canister Information:

Size (circle one):	1 L 6 L
Canister ID:	AS013241
Flow Controller ID:	OA01181
Notes:	

Leak Test Information (if applicable):

Passed bath down test

General Observations/Notes:

Lockheed Martin Corporation
SOP SSDS-28 – Soil Vapor Sampling from Nested Well

SOP Owner:	Amec E&E, PC
SOP No.:	SSDS-28
Revision No.	02
Revision Date:	1/23/2018
Revision By:	EAW
Approved By:	[illegible]

Soil Vapor Sample Collection Log

		Sample ID:	LIJ-VP-7-5
Client:	Lockheed Martin Corporation	Sampling Depth:	5
Project:	Former Unisys Facility	Time and Date of Installation:	2/16/19
Location:	Lake Success, NY	Miscellaneous Equipment:	Low flow Pump
Project #:	3617187442	Moisture Content:	Dry
Samplers:			

Instrument Readings

Date	Time	Canister Vacuum (a) (inches of Hg)	Temperature (°F)	Relative Humidity (%)	Air Speed (mph)	Barometric Pressure (inches of Hg)	PID (ppb)
2/16/19	1018	-27.5	42	39	16	29.59	16
2/16/19	1351	-6.0					

(a) Record canister information at a minimum at the beginning and end of sampling

Summa Canister Information:

Size (circle one):	1 L 6 L
Canister ID:	AS00769
Flow Controller ID:	OA01913
Notes:	

Leak Test Information (if applicable):

Leak down test passed

General Observations/Notes:

Lockheed Martin Corporation
SOP SSDS-28 – Soil Vapor Sampling from Nested Well

SOP Owner:	Amec E&E, PC
SOP No.:	SSDS-28
Revision No.	02
Revision Date:	1/23/2018
Revision By:	EAW
Approved By:	UMC JCM

Soil Vapor Sample Collection Log

		Sample ID:	LI-VP-7-10
Client:	Lockheed Martin Corporation	Sampling Depth:	10
Project:	Former Unisys Facility	Time and Date of Installation:	2/16/19
Location:	Lake Success, NY	Miscellaneous Equipment:	low flow pump
Project #:	3617187442	Moisture Content:	Dry
Samplers:			

Instrument Readings

Date	Time	Canister Vacuum (a) (inches of Hg)	Temperature (°F)	Relative Humidity (%)	Air Speed (mph)	Barometric Pressure (inches of Hg)	PID (ppb)
2/16/19	1019	28.5	42	39	16	29.599	2
2/16/19	1404	-7.0					

(a) Record canister information at a minimum at the beginning and end of sampling

Summa Canister Information:

Size (circle one):	1 L (6 L)
Canister ID:	AC01785
Flow Controller ID:	OA02096
Notes:	

Leak Test Information (if applicable):

Leak down test passed

General Observations/Notes:

Lockheed Martin Corporation
SOP SSDS-28 – Soil Vapor Sampling from Nested Well

SOP Owner:	Amec E&E, PC
SOP No.:	SSDS-28
Revision No.	02
Revision Date:	1/23/2018
Revision By:	EAW
Approved By:	LMC/CPM

Soil Vapor Sample Collection Log

		Sample ID:	LIJ-VP-1-20
Client:	Lockheed Martin Corporation	Sampling Depth:	20
Project:	Former Unisys Facility	Time and Date of Installation:	2/16/19
Location:	Lake Success, NY	Miscellaneous Equipment:	low flow pump
Project #:	3617187442	Moisture Content:	dry
Samplers:			

Instrument Readings

Date	Time	Canister Vacuum (a) (inches of Hg)	Temperature (°F)	Relative Humidity (%)	Air Speed (mph)	Barometric Pressure (inches of Hg)	PID ~~(ppb)~~
2/16/19	1022	-30	42	39	16	29.59	12.7 ppm
2/16/19	1402	-7.0					

(a) Record canister information at a minimum at the beginning and end of sampling

Summa Canister Information:

Size (circle one):	1 L (6 L)
Canister ID:	AS00547
Flow Controller ID:	OA00023
Notes:	

Leak Test Information (if applicable):

Leak down test passed

General Observations/Notes:

Lockheed Martin Corporation
SOP SSDS-28 – Soil Vapor Sampling from Nested Well

SOP Owner:	Amec E&E, PC
SOP No.:	SSDS-28
Revision No.	02
Revision Date:	1/23/2018
Revision By:	EAW
Approved By:	lmc / cpm

Soil Vapor Sample Collection Log

		Sample ID:	LIJ-VP-7-30
Client:	Lockheed Martin Corporation	Sampling Depth:	30'
Project:	Former Unisys Facility	Time and Date of Installation:	2/16/19
Location:	Lake Success, NY	Miscellaneous Equipment:	Low Flow Pump
Project #:	3617187442	Moisture Content:	Dry
Samplers:			

Instrument Readings

Date	Time	Canister Vacuum (a) (inches of Hg)	Temperature (°F)	Relative Humidity (%)	Air Speed (mph)	Barometric Pressure (inches of Hg)	PID (ppb)
2/16/19	1026	-30	42	39	16	29.59	84 ppm
2/16/19	1409	-8.0					

(a) Record canister information at a minimum at the beginning and end of sampling

Summa Canister Information:

Size (circle one):	1 L / 6 L (circled)
Canister ID:	AS01262
Flow Controller ID:	OA01771
Notes:	

Leak Test Information (if applicable):

General Observations/Notes:

Lockheed Martin Corporation
SOP SSDS-28 – Soil Vapor Sampling from Nested Well

SOP Owner:	Amec E&E, PC
SOP No.:	SSDS-28
Revision No.	02
Revision Date:	1/23/2018
Revision By:	EAW
Approved By:	imc/ODm

Soil Vapor Sample Collection Log

		Sample ID:	LIJ- VP-7-40
Client:	Lockheed Martin Corporation	Sampling Depth:	40
Project:	Former Unisys Facility	Time and Date of Installation:	2/16/19
Location:	Lake Success, NY	Miscellaneous Equipment:	Low flow pump
Project #:	3617187442	Moisture Content:	Dry
Samplers:			

Instrument Readings

Date	Time	Canister Vacuum (a) (inches of Hg)	Temperature (°F)	Relative Humidity (%)	Air Speed (mph)	Barometric Pressure (inches of Hg)	PID (ppb)
2/16/19	1025	-29.5	42	39	16	29.59↑	6400
2/16/19	1349	-7.0					

(a) Record canister information at a minimum at the beginning and end of sampling

Summa Canister Information:

Size (circle one):	1 L 6 L
Canister ID:	AC02112
Flow Controller ID:	0A0171
Notes:	

Leak Test Information (if applicable):

Passed leak down test

General Observations/Notes:

Soil Vapor Sample Collection Log

		Sample ID:	VP-3-5
Client:	Lockheed Martin Corporation	Sampling Depth:	5'
Project:	Former Unisys Facility	Time and Date of Installation:	2/19/18
Location:	Lake Success, NY	Miscellaneous Equipment:	low flow pump
Project #:	3617187442	Moisture Content:	Dry
Samplers:	EV and JL		

Instrument Readings

Date	Time	Canister Vacuum (a) (inches of Hg)	Temperature (°F)	Relative Humidity (%)	Air Speed (mph)	Barometric Pressure (inches of Hg)	PID (ppb)
2/19/19	0908	-30	50	43	8	30.30	21
2/19/19	1234	-7.5					

(a) Record canister information at a minimum at the beginning and end of sampling

Summa Canister Information:

Size (circle one):	1 L 6 L
Canister ID:	AC02328
Flow Controller ID:	OA00288
Notes:	

Leak Test Information (if applicable):

Passed leak down test

General Observations/Notes:

Soil Vapor Sample Collection Log

		Sample ID:	VP-3-10
Client:	Lockheed Martin Corporation	Sampling Depth:	10
Project:	Former Unisys Facility	Time and Date of Installation:	2/19/19
Location:	Lake Success, NY	Miscellaneous Equipment:	Low Flow Pump
Project #:	3617187442	Moisture Content:	Dry
Samplers:			

Instrument Readings

Date	Time	Canister Vacuum (a) (inches of Hg)	Temperature (°F)	Relative Humidity (%)	Air Speed (mph)	Barometric Pressure (inches of Hg)	PID (ppb)
2/19/19	0910	-30	50	43	5	30.30	1.8
2/19/19	1235	-7.0					

(a) Record canister information at a minimum at the beginning and end of sampling

Summa Canister Information:

Size (circle one):	1 L / 6 L
Canister ID:	AS01168
Flow Controller ID:	OAO2029
Notes:	

Leak Test Information (if applicable):

Passed leak down test

General Observations/Notes:

Soil Vapor Sample Collection Log

		Sample ID:	VP-3-20
Client:	Lockheed Martin Corporation	Sampling Depth:	20
Project:	Former Unisys Facility	Time and Date of Installation:	2/19/19
Location:	Lake Success, NY	Miscellaneous Equipment:	low flow pump
Project #:	3617187442	Moisture Content:	Dry
Samplers:			

Instrument Readings

Date	Time	Canister Vacuum (a) (inches of Hg)	Temperature (°F)	Relative Humidity (%)	Air Speed (mph)	Barometric Pressure (inches of Hg)	PID (ppb)
2/19/19	09:12	-29.5	50	43	8	30.30	70
2/19/19	12:36	-7.0					

(a) Record canister information at a minimum at the beginning and end of sampling

Summa Canister Information:

Size (circle one):	1 L 6 L
Canister ID:	AS01097
Flow Controller ID:	QA00253
Notes:	

Leak Test Information (if applicable):

Passed leak down test

General Observations/Notes:

Soil Vapor Sample Collection Log

		Sample ID:	VP-3-30
Client:	Lockheed Martin Corporation	Sampling Depth:	30
Project:	Former Unisys Facility	Time and Date of Installation:	2/19/19
Location:	Lake Success, NY	Miscellaneous Equipment:	Low Flow Pump
Project #:	3617187442	Moisture Content:	Dry
Samplers:			

Instrument Readings

Date	Time	Canister Vacuum (a) (inches of Hg)	Temperature (°F)	Relative Humidity (%)	Air Speed (mph)	Barometric Pressure (inches of Hg)	PID (ppb)
2/19/19	0914	-30	50	43	8	30.30	82
2/19/19	1236	-7.5					

(a) Record canister information at a minimum at the beginning and end of sampling

Summa Canister Information:

Size (circle one):	1 L 6 L
Canister ID:	AS00424
Flow Controller ID:	0A01413
Notes:	

Leak Test Information (if applicable):

Passed leak down test

General Observations/Notes:

Lockheed Martin Corporation
SOP SSDS-28 – Soil Vapor Sampling from Nested Well

SOP Owner:	Amec E&E, PC
SOP No.:	SSDS-28
Revision No.	02
Revision Date:	1/23/2018
Revision By:	EAW
Approved By:	Comlum

Soil Vapor Sample Collection Log

		Sample ID:	VP-3D-40
Client:	Lockheed Martin Corporation	Sampling Depth:	40
Project:	Former Unisys Facility	Time and Date of Installation:	2/19/19
Location:	Lake Success, NY	Miscellaneous Equipment:	Low flow Pump
Project #:	3617187442	Moisture Content:	Dry
Samplers:			

Instrument Readings

Date	Time	Canister Vacuum (a) (inches of Hg)	Temperature (°F)	Relative Humidity (%)	Air Speed (mph)	Barometric Pressure (inches of Hg)	PID (ppb)
2/19/19	0917	-30	50	43	8	30.30	102
2/19/19	1239	-8.0					

(a) Record canister information at a minimum at the beginning and end of sampling

Summa Canister Information:

Size (circle one):	1 L 6 L
Canister ID:	AS00361
Flow Controller ID:	OA01293
Notes:	

Leak Test Information (if applicable):

Passed leak down test

General Observations/Notes:

Soil Vapor Sample Collection Log

		Sample ID:	VP-3D 61 A
Client:	Lockheed Martin Corporation	Sampling Depth:	61
Project:	Former Unisys Facility	Time and Date of Installation:	2/19/19
Location:	Lake Success, NY	Miscellaneous Equipment:	Low Flow Pump
Project #:	3617187442	Moisture Content:	Dry
Samplers:	EV + DL		

Instrument Readings

Date	Time	Canister Vacuum (a) (inches of Hg)	Temperature (°F)	Relative Humidity (%)	Air Speed (mph)	Barometric Pressure (inches of Hg)	PID (ppb)
2/19/19	1050	-30	50	43	8	30.30	360
	~~1037~~						
~~2/19/19~~	~~1403~~	~~-8.0~~					
2/19/19	1403	-8.5					

(a) Record canister information at a minimum at the beginning and end of sampling

Summa Canister Information:

Size (circle one):	1 L 6 L
Canister ID:	AC02284
Flow Controller ID:	OIA00162
Notes:	

Leak Test Information (if applicable):

Leak down test passed

General Observations/Notes:

Soil Vapor Sample Collection Log

		Sample ID:	VP-3D-~~50~~ 51-~~61~~ B
Client:	Lockheed Martin Corporation	Sampling Depth:	~~50~~ 51
Project:	Former Unisys Facility	Time and Date of Installation:	2/19/19
Location:	Lake Success, NY	Miscellaneous Equipment:	Low flow pump
Project #:	3617187442	Moisture Content:	Dry
Samplers:	EV & JL		

Instrument Readings

Date	Time	Canister Vacuum (a) (inches of Hg)	Temperature (°F)	Relative Humidity (%)	Air Speed (mph)	Barometric Pressure (inches of Hg)	PID (ppb)
2/19/19	1052	-30	50	43	8	30.30	210
2/19/19	1403	-8.0					

(a) Record canister information at a minimum at the beginning and end of sampling

Summa Canister Information:

Size (circle one):	1 L 6 L
Canister ID:	AC02074
Flow Controller ID:	OA01250
Notes:	

Leak Test Information (if applicable):

Passed leak down test

General Observations/Notes:

Soil Vapor Sample Collection Log

		Sample ID:	VP-30-73
Client:	Lockheed Martin Corporation	Sampling Depth:	73
Project:	Former Unisys Facility	Time and Date of Installation:	2/19/19
Location:	Lake Success, NY	Miscellaneous Equipment:	Low flow pump
Project #:	3617187442	Moisture Content:	Dry
Samplers:			

Instrument Readings

Date	Time	Canister Vacuum (a) (inches of Hg)	Temperature (°F)	Relative Humidity (%)	Air Speed (mph)	Barometric Pressure (inches of Hg)	PID (ppb)
2/19/19	0916	-30	50	43	8	30.30	93
2/19/19	1241	-8.0					

(a) Record canister information at a minimum at the beginning and end of sampling

Summa Canister Information:

Size (circle one):	1 L 6 L
Canister ID:	AC02308
Flow Controller ID:	OA02153
Notes:	

Leak Test Information (if applicable):

Passed leak down test

General Observations/Notes:

Soil Vapor Sample Collection Log

		Sample ID:	VP-101-5
Client:	Lockheed Martin Corporation	Sampling Depth:	5'
Project:	Former Unisys Facility	Time and Date of Installation:	2/19/19
Location:	Lake Success, NY	Miscellaneous Equipment:	Low flow Pump
Project #:	3617187442	Moisture Content:	Dry
Samplers:			

Instrument Readings

Date	Time	Canister Vacuum (a) (inches of Hg)	Temperature (°F)	Relative Humidity (%)	Air Speed (mph)	Barometric Pressure (inches of Hg)	PID (ppb)
2/19/19	0954	-30	50	43	8	30.30	0
2/19/19	1245	-6.0					

(a) Record canister information at a minimum at the beginning and end of sampling

Summa Canister Information:

Size (circle one):	1 L (6 L)
Canister ID:	AS00810
Flow Controller ID:	OA00129
Notes:	

Leak Test Information (if applicable):

Passed leak down test

General Observations/Notes:

Soil Vapor Sample Collection Log

		Sample ID:	VP-10~~1~~-~~10~~ 15
Client:	Lockheed Martin Corporation	Sampling Depth:	~~10~~ 15
Project:	Former Unisys Facility	Time and Date of Installation:	2/19/19
Location:	Lake Success, NY	Miscellaneous Equipment:	low flow Pump
Project #:	3617187442	Moisture Content:	Dry
Samplers:			

Instrument Readings

Date	Time	Canister Vacuum (a) (inches of Hg)	Temperature (°F)	Relative Humidity (%)	Air Speed (mph)	Barometric Pressure (inches of Hg)	PID (ppb)
2/19/19	0956	-30	50	43	8	30.30	0
2/19/19	1303	-5.0					

(a) Record canister information at a minimum at the beginning and end of sampling

Summa Canister Information:

Size (circle one):	1 L (6 L)
Canister ID:	AS0117 0
Flow Controller ID:	0A00106
Notes:	

Leak Test Information (if applicable):

Leak down test passed

General Observations/Notes:

Lockheed Martin Corporation
SOP SSDS-28 – Soil Vapor Sampling from Nested Well

SOP Owner:	Amec E&E, PC
SOP No.:	SSDS-28
Revision No.	02
Revision Date:	1/23/2018
Revision By:	EAW
Approved By:	CPM/LM

Soil Vapor Sample Collection Log

		Sample ID:	VP-101-27
Client:	Lockheed Martin Corporation	Sampling Depth:	27
Project:	Former Unisys Facility	Time and Date of Installation:	2/19/19
Location:	Lake Success, NY	Miscellaneous Equipment:	Low flow Pump
Project #:	3617187442	Moisture Content:	Dry
Samplers:			

Instrument Readings

Date	Time	Canister Vacuum (a) (inches of Hg)	Temperature (°F)	Relative Humidity (%)	Air Speed (mph)	Barometric Pressure (inches of Hg)	PID (ppb)
2/19/19	0959	-30	50	43	8	30.30	18
2/19/19	1324	-8.0					

(a) Record canister information at a minimum at the beginning and end of sampling

Summa Canister Information:

Size (circle one):	1 L 6 L
Canister ID:	AC01707
Flow Controller ID:	OAU2139
Notes:	

Leak Test Information (if applicable):

Passed leak down Test

General Observations/Notes:

Lockheed Martin Corporation
SOP SSDS-28 – Soil Vapor Sampling from Nested Well

SOP Owner:	Amec E&E, PC
SOP No.:	SSDS-28
Revision No.	02
Revision Date:	1/23/2018
Revision By:	EAW
Approved By:	LMC/CM

Soil Vapor Sample Collection Log

		Sample ID:	VP-108-5
Client:	Lockheed Martin Corporation	Sampling Depth:	5
Project:	Former Unisys Facility	Time and Date of Installation:	2/19/19
Location:	Lake Success, NY	Miscellaneous Equipment:	Low Flow Pump
Project #:	3617187442	Moisture Content:	Dry
Samplers:	EV and DL		

Instrument Readings

Date	Time	Canister Vacuum (a) (inches of Hg)	Temperature (°F)	Relative Humidity (%)	Air Speed (mph)	Barometric Pressure (inches of Hg)	PID (ppb)
2/19/19	1027	-29.5	50	43	8	30.30	0
2/19/19	1339	-7.0					

(a) Record canister information at a minimum at the beginning and end of sampling

Summa Canister Information:

Size (circle one):	1 L 6 L
Canister ID:	AC02302
Flow Controller ID:	OA00843
Notes:	

Leak Test Information (if applicable):

Passed leak down test

General Observations/Notes:

Soil Vapor Sample Collection Log

		Sample ID:	VP-108-10
Client:	Lockheed Martin Corporation	Sampling Depth:	10
Project:	Former Unisys Facility	Time and Date of Installation:	2/19/19
Location:	Lake Success, NY	Miscellaneous Equipment:	Low flow Pump
Project #:	3617187442	Moisture Content:	Dry
Samplers:	EV & DR		

Instrument Readings

Date	Time	Canister Vacuum (a) (inches of Hg)	Temperature (°F)	Relative Humidity (%)	Air Speed (mph)	Barometric Pressure (inches of Hg)	PID (ppb)
2/19/19	1029	-30	50	43	5	30.30 ↓	0
2/19/19	1318	-7.0					

(a) Record canister information at a minimum at the beginning and end of sampling

Summa Canister Information:

Size (circle one):	1 L 6 L
Canister ID:	AS00724
Flow Controller ID:	OA01142
Notes:	

Leak Test Information (if applicable):

Passed leakdown test

General Observations/Notes:

Soil Vapor Sample Collection Log

		Sample ID:	VP-108-20
Client:	Lockheed Martin Corporation	Sampling Depth:	20
Project:	Former Unisys Facility	Time and Date of Installation:	2/19/19
Location:	Lake Success, NY	Miscellaneous Equipment:	Low Flow Pump
Project #:	3617187442	Moisture Content:	Dry
Samplers:	EV + OL		

Instrument Readings

Date	Time	Canister Vacuum (a) (inches of Hg)	Temperature (°F)	Relative Humidity (%)	Air Speed (mph)	Barometric Pressure (inches of Hg)	PID (ppb)
2/19/19	1028	-30	50	43	8	30.30↓	87
2/19/19	1409	-7.0					

(a) Record canister information at a minimum at the beginning and end of sampling

Summa Canister Information:

Size (circle one):	1 L (6 L)
Canister ID:	A501342
Flow Controller ID:	OA000880
Notes:	

Leak Test Information (if applicable):

Passed leak down test

General Observations/Notes:

Soil Vapor Sample Collection Log

		Sample ID:	VP-108-29.5
Client:	Lockheed Martin Corporation	Sampling Depth:	29.5
Project:	Former Unisys Facility	Time and Date of Installation:	2/19/19
Location:	Lake Success, NY	Miscellaneous Equipment:	low flow Pump
Project #:	3617187442	Moisture Content:	Dry
Samplers:	EY + JL		

Instrument Readings

Date	Time	Canister Vacuum (a) (inches of Hg)	Temperature (°F)	Relative Humidity (%)	Air Speed (mph)	Barometric Pressure (inches of Hg)	PID (ppb)
2/19/19	1030	-30	50	43	8	30.30 ↓	62 ppm
2/19/19	1411	-8.5					

(a) Record canister information at a minimum at the beginning and end of sampling

Summa Canister Information:

Size (circle one):	1 L (6 L)
Canister ID:	AS01008
Flow Controller ID:	OA01739
Notes:	

Leak Test Information (if applicable):

Passed leak down test

General Observations/Notes:

Soil Vapor Sample Collection Log

		Sample ID:	VP-108-100
Client:	Lockheed Martin Corporation	Sampling Depth:	29.5
Project:	Former Unisys Facility	Time and Date of Installation:	2/19/19
Location:	Lake Success, NY	Miscellaneous Equipment:	Low flow Pump
Project #:	3617187442	Moisture Content:	Dry
Samplers:			

Instrument Readings

Date	Time	Canister Vacuum (a) (inches of Hg)	Temperature (°F)	Relative Humidity (%)	Air Speed (mph)	Barometric Pressure (inches of Hg)	PID (ppb)
2/19/19	10	-30	50	43	8	30.30	0
2/19/19	1411	-8.0					

(a) Record canister information at a minimum at the beginning and end of sampling

Summa Canister Information:

Size (circle one):	1 L (6 L)
Canister ID:	AC01005
Flow Controller ID:	DA00516
Notes:	

Leak Test Information (if applicable):

Passed leak down test

General Observations/Notes:

Lockheed Martin Corporation
SOP SSDS-28 – Soil Vapor Sampling from Nested Well

SOP Owner:	Amec E&E, PC
SOP No.:	SSDS-28
Revision No.	02
Revision Date:	1/23/2018
Revision By:	EAW
Approved By:	CDM/LM

Soil Vapor Sample Collection Log

		Sample ID:	VP-108D-~~B~~ 50.5
Client:	Lockheed Martin Corporation	Sampling Depth:	50.5
Project:	Former Unisys Facility	Time and Date of Installation:	2/19/19
Location:	Lake Success, NY	Miscellaneous Equipment:	low flow pump
Project #:	3617187442	Moisture Content:	Dry
Samplers:	EV & DL		

Instrument Readings

Date	Time	Canister Vacuum (a) (inches of Hg)	Temperature (°F)	Relative Humidity (%)	Air Speed (mph)	Barometric Pressure (inches of Hg)	PID (ppb)
~~2/19/19~~	~~1033~~	~~-30~~					~~170~~
2/19/19	1034	-29.5	50	43	8	30.30	1375
2/19/19	1429						-8.5

(a) Record canister information at a minimum at the beginning and end of sampling

Summa Canister Information:

Size (circle one):	1 L / (6 L)
Canister ID:	AC02030
Flow Controller ID:	0A00607
Notes:	

Leak Test Information (if applicable):

Passed leak down test

General Observations/Notes:

Lockheed Martin Corporation
SOP SSDS-28 – Soil Vapor Sampling from Nested Well

SOP Owner:	Amec E&E, PC
SOP No.:	SSDS-28
Revision No.	02
Revision Date:	1/23/2018
Revision By:	EAW
Approved By:	CDM/LM

Soil Vapor Sample Collection Log

		Sample ID:	VP-108D-60
Client:	Lockheed Martin Corporation	Sampling Depth:	60
Project:	Former Unisys Facility	Time and Date of Installation:	2/19/19
Location:	Lake Success, NY	Miscellaneous Equipment:	Low flow pump
Project #:	3617187442	Moisture Content:	Dry
Samplers:	EV & JL		

Instrument Readings

Date	Time	Canister Vacuum (a) (inches of Hg)	Temperature (°F)	Relative Humidity (%)	Air Speed (mph)	Barometric Pressure (inches of Hg)	PID (ppb)
2/19/19	1037	-30	50	43	8	30.308	~~440~~ 570
2/19/19	1415	-8.0					

(a) Record canister information at a minimum at the beginning and end of sampling

Summa Canister Information:

Size (circle one):	1 L / (6 L)
Canister ID:	AC02077
Flow Controller ID:	OA02006
Notes:	

Leak Test Information (if applicable):

Passed leak down test JL

General Observations/Notes:

Soil Vapor Sample Collection Log

		Sample ID:	VP-108D-70
Client:	Lockheed Martin Corporation	Sampling Depth:	70
Project:	Former Unisys Facility	Time and Date of Installation:	2/19/19
Location:	Lake Success, NY	Miscellaneous Equipment:	low flow pump
Project #:	3617187442	Moisture Content:	Dry
Samplers:			

Instrument Readings

Date	Time	Canister Vacuum (a) (inches of Hg)	Temperature (°F)	Relative Humidity (%)	Air Speed (mph)	Barometric Pressure (inches of Hg)	PID (ppb)
2/19/19	1033	-30	50	43	8	30.30	170
2/19/19	1413	-2.0					

(a) Record canister information at a minimum at the beginning and end of sampling

Summa Canister Information:

Size (circle one):	1 L 6 L
Canister ID:	AS00986
Flow Controller ID:	OA00546
Notes:	

Leak Test Information (if applicable):

Passed leak down test

General Observations/Notes: