SOIL VAPOR MONITORING REPORT 2020

Former Unisys Site
1111 Marcus Avenue
Lake Success, New York 11020
NYSDEC Site ID# 130045

Prepared for:
Lockheed Martin Corporation

Prepared by:
AMEC E&E PC
214-25 42nd Avenue, Suite 3R
Bayside, NY 11361

August 2020

Submitted To:
Division of Environmental Remediation
New York State Department of Environmental Conservation, Region 1
SUNY Stony Brook
50 Circle Road
Stony Brook, New York 11790



Stuart Pearson, PE – Project Manager



Eric Weinstock, PG – Task Manager

TABLE OF CONTENTS

Section	Page
Acronyms and Abbreviations	**iii**
Section 1 Introduction	**1-1**
Section 2 Site Description and Site History	**2-1**
2.1 Site History	2-1
2.2 Background	2-2
Section 3 Sampling Methodology	**3-1**
3.1 Soil Vapor Sampling	3-1
Section 4 Soil Vapor Results	**4-1**
Section 5 Conclusions and Recommendations	**5-1**
5.1 Soil Vapor Sampling Conclusions	5-1
5.2 Recommendations	5-1
Section 6 References	**6-1**

TABLE OF CONTENTS (CONTINUED)

APPENDICES

Appendix A—Soil Vapor Monitoring Work Plan 2020, Former Unisys Site – Great Neck, Lake Success, New York
Appendix B—Nested Well Soil Vapor Analytical Laboratory Reports and Data Validation Forms
Appendix C—Nested Well Soil Vapor Sample Collection Logs

ACRONYMS AND ABBREVIATIONS

AMEC	AMEC E&E PC
cis-1,2 DCE	cis-1,2-dichloroethene
EP	Extraction Point
ft. bgs	feet below ground surface
in. WC	inches of water column
Lockheed Martin	Lockheed Martin Corporation
Loral	Loral Corporation
Main SSDS	Sub-Slab Depressurization System for the main building (1111 Marcus Avenue)
$\mu g/m^3$	micrograms per cubic meter
NYSDEC	New York State Department of Environmental Conservation
NYSDOH	New York State Department of Health
PCE	tetrachloroethene
RCRA	Resource Conservation and Recovery Act
Site	former Unisys Site, 1111 Marcus Avenue, Village of Lake Success, New York
Sperry	Sperry Gyroscope Company
SSDS	Sub-Slab Depressurization System
SVE	soil vapor extraction
TCE	trichloroethene
USEPA	United States Environmental Protection Agency
VOC	volatile organic compound

SECTION 1
INTRODUCTION

On behalf of Lockheed Martin Corporation (Lockheed Martin), AMEC E&E, PC (AMEC) has prepared this 2020 Soil Vapor Monitoring Report for the main building at the former Unisys Site ("the site", Site No. 130045) located at 1111 Marcus Avenue, Village of Lake Success, New York (**Figure 1**). This report presents data collected during the 2020 annual soil vapor monitoring event. A *Soil Vapor Monitoring Work Plan 2020, Former Unisys Site – Great Neck, Lake Success, New York*, (Work Plan) detailing the nested well sampling, was submitted to the New York State Department of Environmental Conservation (NYSDEC) and New York State of Department of Health (NYSDOH) on December 9, 2019 and was approved on February 25, 2020. This Work Plan is included as **Appendix A** of this report.

The purpose of sampling the nested wells is to: (1) evaluate changes in volatile organic compound (VOC) concentrations in soil vapor at various depths; and (2) assess the levels of soil vapor contamination that may continue to exist beneath and outside the main building. The data will be used to assess the historic and current effectiveness of the active sub-slab depressurization system (SSDS) covering the main building and garage (Main SSDS), including the Resource Conservation and Recovery Act (RCRA) Area of Concern (AOC) Number 9 (AOC 9) Soil Vapor Extraction (SVE) wells, and the OU1 SVE system.

In accordance with the NYSDEC-approved Work Plan, soil vapor samples were collected from nested wells located beneath and adjacent to the main building. A nested well is defined herein as a single borehole down to depths of up to 100 feet where multiple pipes are installed at discrete intervals with sealed clay layers between each interval. The soil vapor data from these nested points represent conditions at various depths, corresponding to the screened intervals of the nested wells. This report presents a brief summary of site background, sampling methodology, sampling results, and an evaluation of the 2020 soil vapor from nested points under and around the main building.

SECTION 2
SITE DESCRIPTION AND SITE HISTORY

2.1 SITE HISTORY

The former Unisys Site was an active manufacturing facility from its startup in 1941 until approximately 1995, when most manufacturing activities ceased. Some activities, including limited assembly, integration, prototype development and testing, and/or engineering and administrative duties continued at the site through early 1999. The former Unisys Facility was originally designed and built by the United States government and was operated under a contract with the Sperry Gyroscope Company (Sperry) from 1941 to 1951. In 1951, the property was sold to Sperry, which merged with Burroughs in 1986 to form the Unisys Corporation. In 1995, Loral Corporation (Loral) acquired the assets of Unisys Defense Systems, a division of Unisys Corporation. In early 1996, Loral's electronics and systems integration businesses were purchased by Lockheed Martin. The property was sold by Lockheed Martin in early 2000 and the buildings were converted to commercial rental space.

The former Unisys Site occupies 90 acres and includes the main building and three smaller buildings (LA Fitness, Powerhouse, and the garage) located south of the main building. The main building and the LA Fitness building house several tenants that use the lease space for office areas, a small cafeteria, an outpatient hospital, distribution centers, maintenance spaces, and a fitness center. The site previously included 3.5 acres that were sold to the Town of North Hempstead and are now used as soccer fields. The Powerhouse continues to serve as the power distribution center. The majority of the garage building houses the process equipment for the Main SSDS. The remaining portions of the property consist of paved areas (parking lots), transformer stations, and three storm water recharge basins. A general layout of the site, including major tenants occupying the first floor of the main building as of July 2019, is shown on **Figure 2**. An east-west dividing line is included on this map as a guide for the evaluation of the collected data. Units shown in white are currently unoccupied.

In the past, the facility was used to manufacture a wide range of defense-related products including navigational systems for United States Navy nuclear submarines (Trident Program), navigational sonar equipment, radar tracking systems (North Warning System), and weather radar systems (NEXRAD). Past manufacturing processes included the following: metal casting, chemical etching, degreasing, plating, painting, metal finishing, machining, electronic circuit board manufacturing, and assembly. Chemicals used during manufacturing at the plant included halogenated and non-halogenated hydrocarbon solvents, cutting oils, paints, fuel oils, acids, caustics, and inorganic plating compounds. On May 1, 1991, NYSDEC designated the former Unisys Site as a Class 2 site (No. 130045) in the registry of Inactive Hazardous Waste Disposal Sites in New York State.

2.2 BACKGROUND

In response to NYSDOH's Final Vapor Intrusion Guidance (NYSDOH, 2006), Lockheed Martin conducted an initial indoor air and sub-slab vapor investigation in 2007 (ARCADIS, 2008). In March 2008, a temporary SSDS, referred to as the eastern SSDS, was installed as an interim measure in the northeast corner of the main building to address trichloroethene (TCE) concentrations above the NYSDOH indoor air guidance levels and elevated levels of other VOCs in the sub-slab vapor. In November 2008, another temporary SSDS, referred to as the central SSDS, was installed in the south-central portion of the main building (currently Antech space) to address carbon tetrachloride concentrations above NYSDOH indoor air guidance levels and other elevated VOCs in the sub-slab vapor. Subsequent to these temporary SSDS installations, sub-slab vapor and indoor air sampling events conducted between 2009 and 2013 demonstrated that VOC concentrations in indoor air were reduced to below the NYSDOH indoor air guidance levels, and carbon tetrachloride, tetrachloroethene (PCE), and TCE concentrations in sub-slab vapor were either decreasing or remained constant.

To eliminate potential preferential pathways for sub-slab VOC migration into indoor air across the entire main building and the garage, Lockheed Martin prepared a Vapor Mitigation Conceptual Design (ARCADIS, 2010) to construct an active SSDS covering the entire footprint of both these buildings in October 2010. Subsequent to NYSDEC approval of this design, the Main SSDS was constructed between August 2011 and June 2013. The temporary central and eastern SSDSs extraction points (EPs) were connected to the Main SSDS, which has been in continuous operation

since September 2013. The Main SSDS consists of 60 sub-slab soil vapor EPs located approximately 120 feet apart throughout the main building and garage. The EPs are built with 4-inch diameter carbon steel piping installed just beneath the building floor slab. Each EP riser is equipped with a flow and pressure transmitter and an automated control valve to regulate the flow rate and pressure. Each flow meter has a range of 0 to 120 standard cubic feet per minute (scfm). Three SVE wells (SVE-H09P, SVE-G11, and SVE-H11P) are located near the center of the main building adjacent to the RCRA Area 9 and are included in this system. A 24-inch conveyance header pipe connects all individual EPs and SVE wells within the main building through the roof to the process equipment in the Main SSDS facility located southeast of the main building in a portion of the garage. A 200-gallon moisture separator tank is located below grade inside the garage. Four 150-horsepower blowers equipped with a heat exchanger/water chiller system are available to remove air via the EPs from beneath the main building and garage slabs, to maintain negative differential pressures throughout the main building and garage. Two 10,000-pound vapor phase granular activated carbon operating in series are used for adsorption of VOCs from the air removed from beneath the building slab before discharge. A supervisory control and data acquisition (SCADA) system continuously monitor operational data from each extraction point and the treatment system. The design goal of the Main SSDS for the main building is to maintain a minimum of -0.004 inches of water column (in. WC) differential pressure between the sub-slab and the indoor air.

Numerous environmental assessments, remedial investigations and remedial actions were conducted at the former Unisys Site from 1997 to the present under the Resource Conservation and Recovery Act (RCRA) program at the Site resulting in the identification of 53 Areas of Concern. One of these AOCs are the former plating vaults located beneath the slab near the center of the building and has been designated as Area 9. The design goal of the SVE wells within the Area 9 (which is connected to the Main SSDS piping system) is to maintain a minimum of -0.10 in. WC differential pressure between the sub-slab and the indoor air.

SECTION 3
SAMPLING METHODOLOGY

This report presents the details of the 2020 soil vapor sampling event in and around the main building. All sample locations and sampling methodologies are presented in the sections below. Field work for the 2020 sampling event was completed February 27 through March 6, 2020. All field activities were conducted in accordance with the NYSDEC-approved Work Plan (AMEC, 2019a) and the *Site-Wide Health and Safety Plan* (AMEC, 2019b).

3.1 SOIL VAPOR SAMPLING

Between February 27 and March 6, 2020, a total of 104 soil vapor and 11 duplicate samples were collected from a total of 18 nested well locations, with 9 wells located inside and 9 wells located outside of the main building (**Figure 2**). (Note: VP-8 & 8D and VP-101& 101D are each counted as one location.) All samples were collected in accordance with the standard operating procedure included in the NYSDEC-approved Work Plan. **Table 1** presents a summary of the soil vapor samples collected from nested wells.

Each nested well contains between two and eight distinct sampling intervals located at varying depths. Each sampling interval is constructed of a 1-inch diameter, 6-inch long vapor screen connected to a piece of Teflon tubing that extends vertically to grade. A sand pack fills the annular space around the sampling intervals and a bentonite plug creates a seal between each sampling interval and the surface. Field duplicate samples were collected at a frequency of one duplicate sample for every ten samples, for a total of 11 samples. The primary and duplicate samples were obtained simultaneously using a "T" connection. Sample collection dates were contingent on access from individual tenants for nested wells located inside the main building. At the request of Northwell Health, nested wells within Northwell Health spaces were sampled over the weekend (February 29, 2020).

Vapor samples were collected using 6-liter, batch-certified stainless-steel Summa canisters equipped with 4-hour flow controllers, in-line particulate filters, and vacuum gauges. The samples

were shipped with completed chain-of-custody forms to ALS Environmental in Simi Valley, California. The samples were analyzed for VOCs by modified United States Environmental Protection Agency (USEPA) Method TO-15 on a standard turn-around basis. Analysis for Freon 22 and Freon 115 were added to the standard Method TO-15 list, consistent with previous sampling events. Sample results are discussed in **Section 4**.

SECTION 4
SOIL VAPOR RESULTS

The analytical results for the nested well soil vapor samples collected in 2020 are provided in **Table 2**. All laboratory data generated during the soil vapor sampling event were reviewed and validated by AMEC in accordance with NYSDEC guidance for Data Usability Summary Reports (NYSDEC, 2010) and USEPA guidelines. Holding times, blank contamination, gas chromatography/mass spectrometry performance check summaries, internal standard area performance, initial and continuing calibration results, matrix duplicate/laboratory control samples and target compound identification, and quantitation were reviewed during this process. The quality assurance/quality control review did not result in the rejection or alteration of any sampling results, although some data are qualified as "estimated," and data qualifiers were added to the data when necessary. An estimated qualifier indicates that the compound was detected; however, since the concentration was less than the laboratory's method reporting level, but greater than or equal to the method detection level, the value is estimated and the actual value may be greater than or less than the reported value. Overall, the data were found to be acceptable when used with the appropriate qualifiers. The complete set of analytical results and data validation forms is included in **Appendix B**. Sample collection logs completed during the sampling events are included in **Appendix C**.

Out of the 115 soil vapor samples (including duplicate samples) collected during the 2020 sampling event, PCE, TCE and cis 1,2 dichloroethene (cis 1,2-DCE) were detected in 111, 108, and 76 samples, respectively. PCE concentrations ranged from non-detect to 95,000 micrograms per cubic meter (µg/m^3); TCE concentrations ranged from non-detect to 420,000 µg/m^3; and cis 1,2-DCE ranged from non-detect to 50,000 µg/m^3

The annual soil vapor sampling results for PCE, TCE, and cis 1,2-DCE detected from 2011 to 2020 are shown on **Figures 3a through 3c**; respectively. The 2014 to 2020 results represent soil vapor concentrations measured after operation of the Main SSDS began in September 2013, with the Main SSDS operating at the time of sampling events. The vertical distribution of PCE, TCE,

and cis 1,2-DCE below the central portion of the building is shown on the cross-sections provided on **Figures 5a through 5c** and **Figures 6a through 6c, respectively**. Cross-section locations are shown on **Figure 4**.

Data Evaluation

To present the results of the sample analysis in a manner that allows the reader to readily assess the data in a usable format, the sampling points were divided into the following categories:

- Sampling points located within a depth of 0 to 25 feet and located within the building footprint
- Sampling points located within a depth of 25 to 84 feet and located within the building footprint
- Sampling points located outside the building footprint

For the points located within the building footprint, the locations are separated as being either in the western or eastern portion of the building using Column line 10 as the dividing line. All of the PCE, TCE, and cis 1,2-DCE results (which are the most useful indicator compounds) are presented in detail on the tables and figures included in this report. For evaluation purposes, these points were assigned one of the following criteria: less than 10 µg/m3; less than 100 µg/m3; or less 1,000 µg/m3. At locations were the 20 foot reading was considerably higher than the 10 foot reading, the measured value was added to the tabulation.

Sampling Points Situated within a depth of 0 to 25 feet and Located within the Building Footprint

Western Points	PCE µg/m^3	TCE µg/m^3	Cis-1,2 DCE µg/m^3	Comments
VP-102	Less than 10	Less than 10	No detections	Similar to 2019
VP-103	0 to 10 feet, less than 10; 15 at 20 feet	0 to 10 feet, less than 10; 34 at 20 feet	No detections	All 3 compounds decreased at 20 feet since last year
VP-104	Less than 10	Less than 10	No detections	All 3 compounds decreased at 19 feet since 2019
LIJ-VP-7	0 to 10 feet, less than 1,000; 7,500 at 20 feet	0 to 10 feet, less than 10; 8,700 at 20 feet	0 to 10 feet, less than 10; 460 at 20 feet	Similar to 2019

Western Points	PCE µg/m^3	TCE µg/m^3	Cis-1,2 DCE µg/m^3	Comments
VP-107	0 to 10 feet, less than 10; 1,400 at 20 feet	0 to 10 feet, less than 100; 200,000 at 20 feet	0 to 10 feet, less than 10; 570 at 20 feet	All 3 compounds decreased at 20 feet since 2019

Eastern Points	PCE µg/m^3	TCE µg/m^3	Cis-1,2 DCE µg/m^3	Comments
VP-8 & VP-8D	Less than 10	Less than 10	Less than 10	Similar to 2019
VP-NYSDEC-5	0 to 10 feet, less than 10; 110 at 20 feet	0 to 10 feet, less than 10; 1,500 at 20 feet	Less than 100	All 3 compounds decreased since 2019
VP-9	0 to 10 feet, less than 10; 170 at 20 feet	0 to 10 feet, less than 100; 420 at 20 feet	0 to 10 feet, less than 10; 34 at 20 feet	TCE increased at 10 feet since 2019
VP-105	Less than 10	Less than 10	Less than 10	PCE and TCE decreased at 5, 10, and 20 feet since 2019
FPM-20	Less than 10	Less than 10	Less than 10	Similar to 2019

In the upper 25 feet below the building footprint, there were no detections above 100 µg/m^3 at the points located in the western portion of the building (VP-102, VP-103, and VP-104). The exception of location LIJ-VP-7 which had a PCE reading of 320 µg/m^3 at 10 feet. The highest concentrations were observed near the center of the building (VP-107 and LIJ-VP-7).

Below the eastern portion of the building, the detections in the upper 10 feet were all less than 10 µg/m^3. At the 20 foot horizon, there was one detection between 10 – 100 µg/m^3; five detections between 100 – 1,000 µg/m^3; three detections between 1,000 – 10,000 µg/m^3; and one detection above 100,000 µg/m^3.

Sampling Points Situated within a depth of 25 to 84 feet and Located within the Building Footprint

Points located at depths greater than 25 feet are beyond the expected range of influence of the Main SSDS. Therefore, for evaluation purposes, those points were assigned one of the following criteria: less than 1,000 µg/m^3; greater than 1,000 µg/m^3; greater than 10,000 µg/m^3; and greater than 100,000 µg/m^3 as shown below.

Western Points	Depth (ft.)	PCE µg/m^3	TCE µg/m^3	Cis-1,2 DCE µg/m^3	Comments
VP-102	51.5	Less than 1,000	Less than 1,000	Less than 1,000	Similar to 2019
	57.5	Less than 1,000	Less than 1,000	Less than 1,000	Similar to 2019
	61.5	Less than 1,000	Less than 1,000	Less than 1,000	Similar to 2019
	73.5	Less than 1,000	Less than 1,000	Less than 1,000	Similar to 2019
VP-103	30	Less than 1,000	Less than 1,000	Less than 1,000	Similar to 2019
	40	Less than 1,000	Less than 1,000	Less than 1,000	Similar to 2019
	50	Less than 1,000	Less than 1,000	Less than 1,000	Similar to 2019
	61.5	Less than 1,000	Less than 1,000	Less than 1,000	Similar to 2019
	74.5	Less than 1,000	Less than 1,000	Less than 1,000	Similar to 2019
VP-104	30	Less than 1,000	Less than 1,000	Less than 1,000	PCE and TCE decreased
	40	Less than 1,000	Less than 1,000	Less than 1,000	PCE and TCE decreased
	50	Less than 1,000	Less than 1,000	Less than 1,000	PCE and TCE decreased
	62	Less than 1,000	Less than 1,000	Less than 1,000	PCE and TCE decreased
	73	Less than 1,000	Less than 1,000	Less than 1,000	PCE and TCE decreased

Eastern Points	Depth (ft.)	PCE µg/m^3	TCE µg/m^3	Cis-1,2 DCE µg/m^3	Comments
VP-107	33.5	Greater than 1,000	Greater than 100,000	Less than 1,000	Similar to 2019
	44	Less than 1,000	Greater than 10,000	Less than 1,000	Similar to 2019
	60	Less than 1,000	Greater than 1,000	Less than 1,000	Similar to 2019
	74	Less than 1,000	Greater than 1,000	Less than 1,000	Similar to 2019
LIJ-VP-7	30	Greater than 10,000	Greater than 10,000	Greater than 10,000	Similar to 2019
	40	Greater than 1,000	Greater than 1,000	Greater than 1,000	Similar to 2019
	50	Greater than 1,000	Greater than 1,000	Less than 1,000	Similar to 2019

Eastern Points	Depth (ft.)	PCE µg/m^3	TCE µg/m^3	Cis-1,2 DCE µg/m^3	Comments
VP-8 & VP-8D	53.5	Less than 1,000	Greater than 10,000	Less than 1,000	PCE and TCE decreased
	62.5	Less than 1,000	Greater than 10,000	Less than 1,000	PCE and TCE decreased
	72.5	Less than 1,000	Greater than 1,000	Less than 1,000	PCE and TCE decreased
VP-NYSDEC-5	30	Greater than 1,000	Greater than 10,000	Less than 1,000	cis-1,2 DCE decreased
	40	Greater than 1,000	Greater than 10,000	Greater than 1,000	cis-1,2 DCE increased
	50	Greater than 1,000	Greater than 100,000	Less than 1,000	Similar to 2019
VP-9	30	Greater than 1,000	Greater than 1,000	Less than 1,000	Similar to 2019
	40	Greater than 10,000	Greater than 100,000	Greater than 10,000	All 3 compounds decreased
	50	Less than 1,000	Less than 1,000	Less than 1,000	All 3 compounds decreased
	60	Greater than 1,000	Greater than 10,000	Less than 1,000	Similar to 2019
VP-105	32	Less than 1,000	Greater than 1,000	Less than 1,000	All 3 compounds increased
	50	Greater than 1,000	Greater than 1,000	Greater than 1,000	TCE increased
	60	Less than 1,000	Greater than 1,000	Less than 1,000	Similar to 2019
	72	Less than 1,000	Greater than 1,000	Less than 1,000	Similar to 2019

Below the western portion of the building, there were no detections above 1,000 µg/m^3 in the soils greater than 25 feet below the building slab. Below the eastern portion of the building the readings displayed numerous detections greater than 10,000 µg/m^3 and 100,000 µg/m^3 with the highest detections at the 30 to 50-foot depth range.

Sampling Points Situated Outside the Building Footprint

For evaluation purposes, points located outside the footprint of the building were assigned one of the following criteria: less than 10 µg/m^3; less than 100 µg/m^3; less than 1,000 µg/m^3; greater than 1,000 µg/m^3; greater than 10,000 µg/m^3; and greater than 100,000 µg/m^3 as shown below.

Outside Points	Depth (ft.)	PCE µg/m^3	TCE µg/m^3	cis-1,2 DCE µg/m^3	Comments
VP-1	5	Less than 10	Less than 10	Less than 10	Similar to 2019
	10	Less than 10	Less than 10	Less than 10	Similar to 2019
	20	Less than 10	Less than 10	Less than 10	Similar to

Outside Points	Depth (ft.)	PCE µg/m^3	TCE µg/m^3	cis-1,2 DCE µg/m^3	Comments
					2019
	30	Less than 100	Less than 1,000	Less than 10	Similar to 2019
VP-2	5	Less than 10	Less than 10	Less than 10	Similar to 2019
	10	Less than 1,000	Less than 1,000	Greater than 1,000	Similar to 2019
	20	Less than 100	Less than 100	Less than 100	Similar to 2019
	30	Less than 100	Less than 100	Less than 100	Similar to 2019
VP-3 & 3D	5	Less than 10	Less than 10	Less than 10	Similar to 2019
	10	Less than 100	Less than 10	Less than 10	Similar to 2019
	20	Less than 1,000	Less than 100	Less than 100	Similar to 2019
	30	Less than 1,000	Less than 100	Less than 100	Similar to 2019
	40	Less than 1,000	Less than 100	Less than 100	Similar to 2019
	51	Less than 1,000	Less than 100	Less than 100	Similar to 2019
	61	Less than 1,000	Less than 1,000	Less than 100	Similar to 2019
	73	Less than 1,000	Less than 1,000	Less than 100	Similar to 2019
VP-4	5	Less than 10	Less than 10	Less than 10	Similar to 2019
	10	Less than 10	Less than 10	Less than 10	Similar to 2019
	20	Less than 10	Less than 10	Less than 10	Similar to 2019
	30	Less than 100	Less than 100	Less than 10	All 3 compounds decreased
VP-5	5	Less than 10	Less than 10	Less than 10	Similar to 2019
	10	Less than 100	Less than 10	Less than 10	PCE increased
	20	Less than 100	Less than 100	Less than 10	Similar to 2019
	30	Less than 1,000	Less than 1,000	Less than 10	Similar to 2019
VP-101	5	Less than 10	Less than 10	Less than 10	Similar to 2019
	15	Less than 10	Less than 10	Less than 10	Similar to 2019
	27	Less than 100	Less than 100	Less than 10	Similar to 2019
VP-106	5	Less than 10	Less than 10	Less than 10	PCE decreased
	11	Less than 10	Less than 10	Less than 10	Similar to 2019
	19.5	Less than 100	Less than 10	Less than 10	Similar to 2019

Outside Points	Depth (ft.)	PCE µg/m^3	TCE µg/m^3	cis-1,2 DCE µg/m^3	Comments
	28	Less than 100	Less than 10	Less than 10	Similar to 2019
	56	Less than 1,000	Greater than 1,000	Less than 100	PCE increased
	72	Less than 1,000	Greater than 1,000	Less than 100	All 3 compounds increased
	84	Less than 10	Less than 10	Less than 10	All 3 compounds decreased
VP-108 & 108D	5	Less than 10	Less than 10	Less than 10	Similar to 2019
	10	Less than 10	Less than 10	Less than 10	Similar to 2019
	20	Less than 100	Less than 10	Less than 100	Similar to 2019
	29.5	Greater than 10,000	Greater than 1,000	Greater than 1,000	TCE decreased
	50.5	Less than 1,000	Less than 1,000	Greater than 1,000	Similar to 2019
	60	Less than 100	Less than 1,000	Greater than 1,000	Similar to 2019
	70	Less than 100	Less than 100	Less than 1,000	Similar to 2019

	Greater than 1,000 ug/m^3
	Greater than 10,000 ug/m^3
	Greater than 100,000 ug/m^3

The soil vapor detections at almost all of the points located outside of the building footprint were less than 1,000 µg/m^3. The exceptions were points VP-2 at 10 feet and VP-108 at 29.5 to 60 feet (which is located near the initial release and groundwater monitoring well MW-35GL).

SECTION 5
CONCLUSIONS AND RECOMMENDATIONS

5.1 SOIL VAPOR SAMPLING CONCLUSIONS

- In the upper 25 feet below the building footprint, there were no detections above 100 µg/m3 at the points located in the western portion of the building (VP-102, VP-103, and VP-104).
- Below the eastern portion of the building, the detections in the upper 10 feet were all less than 10 µg/m^3 with the exception of location LIJ-VP-7 which had a PCE reading of 320 µg/m^3 at 10 feet. At the 20-foot horizon, there were ten detections between 10 µg/m^3 to above 100,000 µg/m^3. The highest concentrations were observed near the center of the building (VP-107 and LIJ-VP-7).
- Below the western portion of the building, there were no detections above 1,000 µg/m^3 in the soil vapors at depths greater than 25 feet below the building slab.
- Below the eastern portion of the building the readings displayed numerous detections greater than 10,000 µg/m^3 and 100,000 µg/m^3 with the highest detections at the 30 to 50-foot depth range. These detections coincide with identified silt and clay layers.
- The soil vapor detections at almost all of the points located outside of the building footprint were less than 1,000 µg/m^3. The exceptions were points VP-2 at 10 feet and VP-108 at 29.5 to 60 feet (which is located near the initial release and groundwater monitoring well MW-35GL).

5.2 RECOMMENDATIONS

- AMEC recommends that a subsurface investigation using a Geoprobe equipped with a Membrane Interface Probe be performed in the area around VP-108 and VP-108D to collect information, especially at the 30 to 60-foot depth interval, to be used to modify the existing OU1 SVE system.
- Monitoring at location VP-6 was discontinued in 2017. Based on the data collected since the SSD system was turned on, we recommend that sampling at location VP-5 be collect for one more year (the 2021 sampling round). If the readings there remain consistent with the 2020 data, we recommend that sampling at VP-5 be discontinued based on its distance from the building, the known contamination and the historical data.
- The Main SSDS should continue to remain in operation with soil vapor sampling performed annually in accordance with the NYSDEC-approved Work Plan. The western portion of the system, in particular the southwestern portion, may be a candidate for a

shutdown evaluation in the future if sub-slab concentrations remain below guidance thresholds.

SECTION 6
REFERENCES

ARCADIS (2008). *Vapor Intrusion Sampling Report and Sampling Work Plan*. December.

_____ (2010). *Vapor Mitigation Conceptual Design*. August.

AMEC (2019a). *Soil Vapor Monitoring Work Plan 2020, Former Unisys Site, Lake Success, New York.* December.

_____ (2019b). *Site-Wide Health and Safety Plan, Former Unisys Site, Lake Success, New York.* September.

_____ (2019c). *Operable Unit 1 Sub-Slab Depressurization System Operations, Maintenance, And Monitoring Manual, Former Unisys Site, Lake Success, New York. August.*

New York State Department of Environmental Conservation (NYSDEC) (2010). *DER-10, Technical Guidance for Site Investigation and Remediation*, Appendix 2B, "Guidance for Data Deliverables and Development of Data Usability Summary Report." Division of Environmental Remediation. May.

New York State Department of Health (NYSDOH) (2006). *Guidance for Evaluating Soil Vapor Intrusion in the State of New York.* With updated set of Soil Vapor/Indoor Air Decision Matrices, 2017.

FIGURES

Figure 1 Site Location Map
Figure 2 Nested Soil Vapor Sampling Locations
Figure 3a Nested Well Vapor Sampling PCE Results (2011 to 2020)
Figure 3b Nested Well Vapor Sampling TCE Results (2011 to 2020)
Figure 3c Nested Well Vapor Sampling DCE Results (2011 to 2020)
Figure 4 Cross-Section Location Map
Figure 5a Cross-Section A-A' with PCE Soil Vapor Concentrations
Figure 5b Cross-Section A-A' with TCE Soil Vapor Concentrations
Figure 5c Cross-Section A-A' with DCE Soil Vapor Concentrations
Figure 6a Cross-Section B-B' with PCE Soil Vapor Concentrations
Figure 6b Cross-Section B-B' with TCE Soil Vapor Concentrations
Figure 6c Cross-Section B-B' with DCE Soil Vapor Concentrations

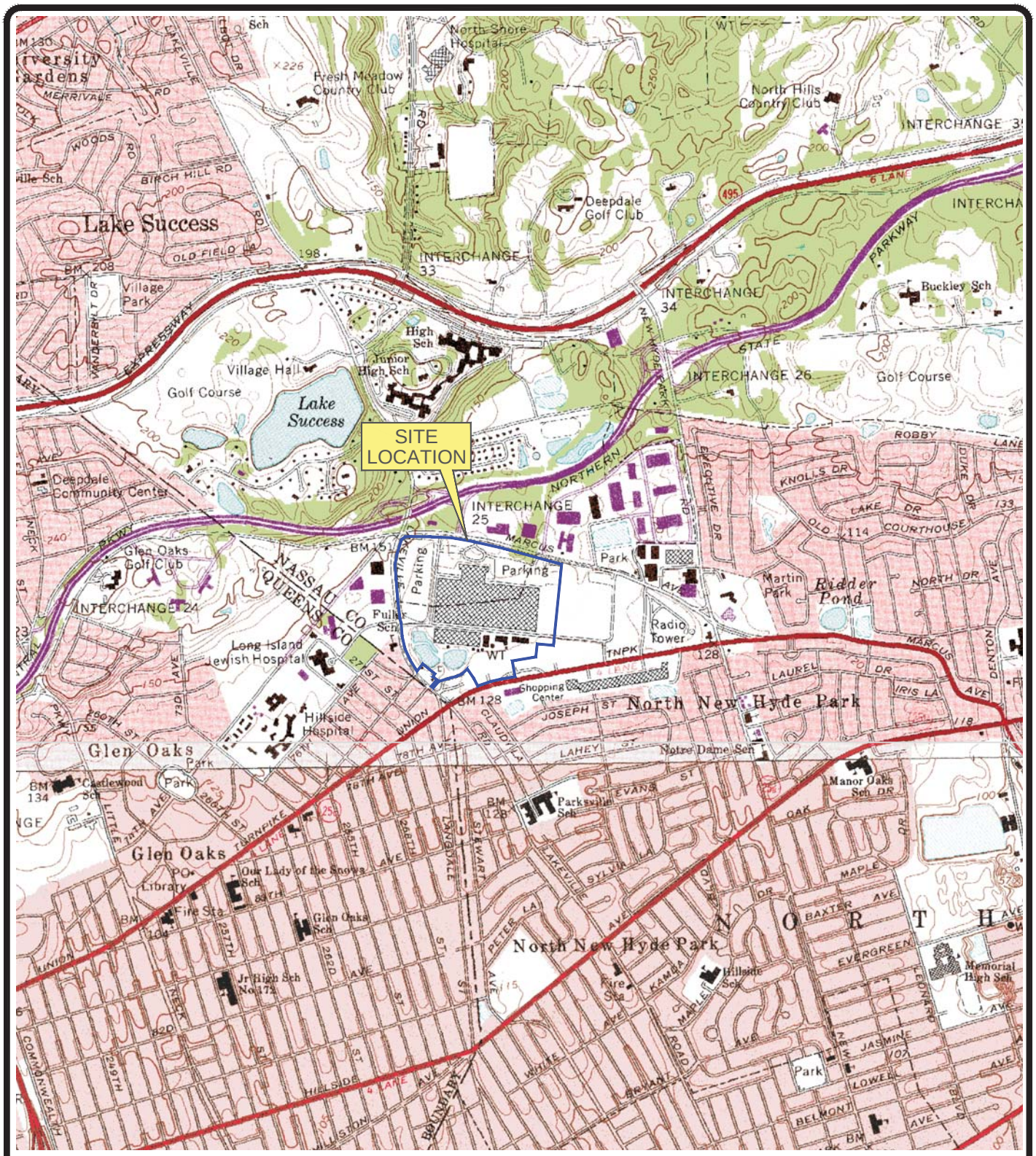

SOURCES: U.S.G.S TOPOGRAPHIC SERIES (NY)
SEA CLIFF, DATED 1968, PHOTOREVISED 1979
HORIZONTAL DATUM: NAD1927, VERTICAL DATUM: NGVD1929
LATITUDE: 040° 45' 22.07"N, LONGITUDE: 073° 41' 53.55"W

0 2000 4000
SCALE IN FEET



PROJECT:	**Lockheed Martin Corporation Former Unisys Facility**
LOCATION:	**Lake Success, New York**
TITLE:	**SITE LOCATION MAP**

amec

APPROVED	EW
DRAFTED	BH
PROJECT#	3617187442
DATE	9-28-18

FIGURE 1

P:\ACAD\0507-642-LOCK\0507642020A.DWG

WEST

EAST

SECURITY
VACANT LL07
VACANT LL10B
VACANT LL28
CAFE/STORAGE
VP-106
BLUE MOON CLEANING LL29
DOOR 11B
PUBLIC ACCESS TV LL27
DOOR 1A
DOOR T1A
NORTHWELL VACANT L25
NORTHWELL HEALTH HUMAN RESOURCES LL20
VACANT LL26
VACANT LL25
HUNTER ROBERTS M66
KEY POINT PARTNERS MANAGEMENT/LEASING M23
NORTHWELL SPMO B7
VACANT C9
DOOR 1B
DOOR 2
DOOR 2A
DOOR 3
GYN ONCOLOGY
NORTHWELL VACANT M03
NORTHWELL VACANT M10B
DOOR 3A
MONTER CANCER CENTER M36
RADIATION ONCOLOGY M36
NORTHWELL VACANT C4
ELITE MARKETING M60
NORTHWELL REVENUE CYCLE B-3
NORTHWELL VACANT M10A
VP-104
VP-8
VP-8D
VP-1
VP-5
VP-103
UROLOGY CENTER - VIVO HEALTH, CAFE AND STORAGE SHELL SPACE M36
VP-107
DOOR 4
SURGICAL ONCOLOGY M36
NORTHWELL BIOSKILLS LAB M36
DISPLAY TECHNOLOGIES M68
1111 MARCUS AVE CAFE M29
NORTHWELL VACANT M27
VP-105
GSA M14
ANTECH M28B
DOOR 4A
LOBBY
VP-102
LIJ-VP-7
VP-NYSDEC-5
NORTHWELL VACANT M21
DIAGNOSTIC IMAGING M36
CORE LABS
FPM-20
ANTECH DIAGNOSTICS M28
VP-9
NORTHWELL CCMC M15
VP-2
AMBULATORY SURGERY M36
LOADING DOCK/ MAILROOM
DOOR 3B
108
108D
TT-5
VP-101D
VP-101
DOOR 6A
DOOR 6
DOOR 5B
VP-4
DOOR 5A
DOOR 5
VP-3D
VP-3
DOOR 4C
NORTHWELL HEALTH HR ADMINISTRATION M17
NORTHWELL VACANT M15
VP-6
PARKING LOT
LA FITNESS
BASEMENT AREA
POWERHOUSE
SSDS FACILITY M50

LEGEND

- VP-1 NESTED WELL SAMPLE LOCATION
- EAST/WEST DIVIDING LINE
- CORRIDORS
- AREA 9

NOTE:
1. OCCUPIED TENANT AREAS ARE SHOWN IN GRAY.

0 150 300
SCALE IN FEET

TITLE: **NESTED SOIL VAPOR SAMPLING LOCATIONS**

LOCATION: **Former UNISYS Facility**
Lake Success, New York 11042

APPROVED	EW
PREPARED	EMP
DRAFTED	BRT
PROJECT#	3617187442
DATE	08/07/20

FIGURE 2

amec

Z:_PROJECTS_LOCKHEED_MARTIN_CORP_GREAT_NECK_2020_REPORT_FIGURES_FIG_2-DIV.DWG

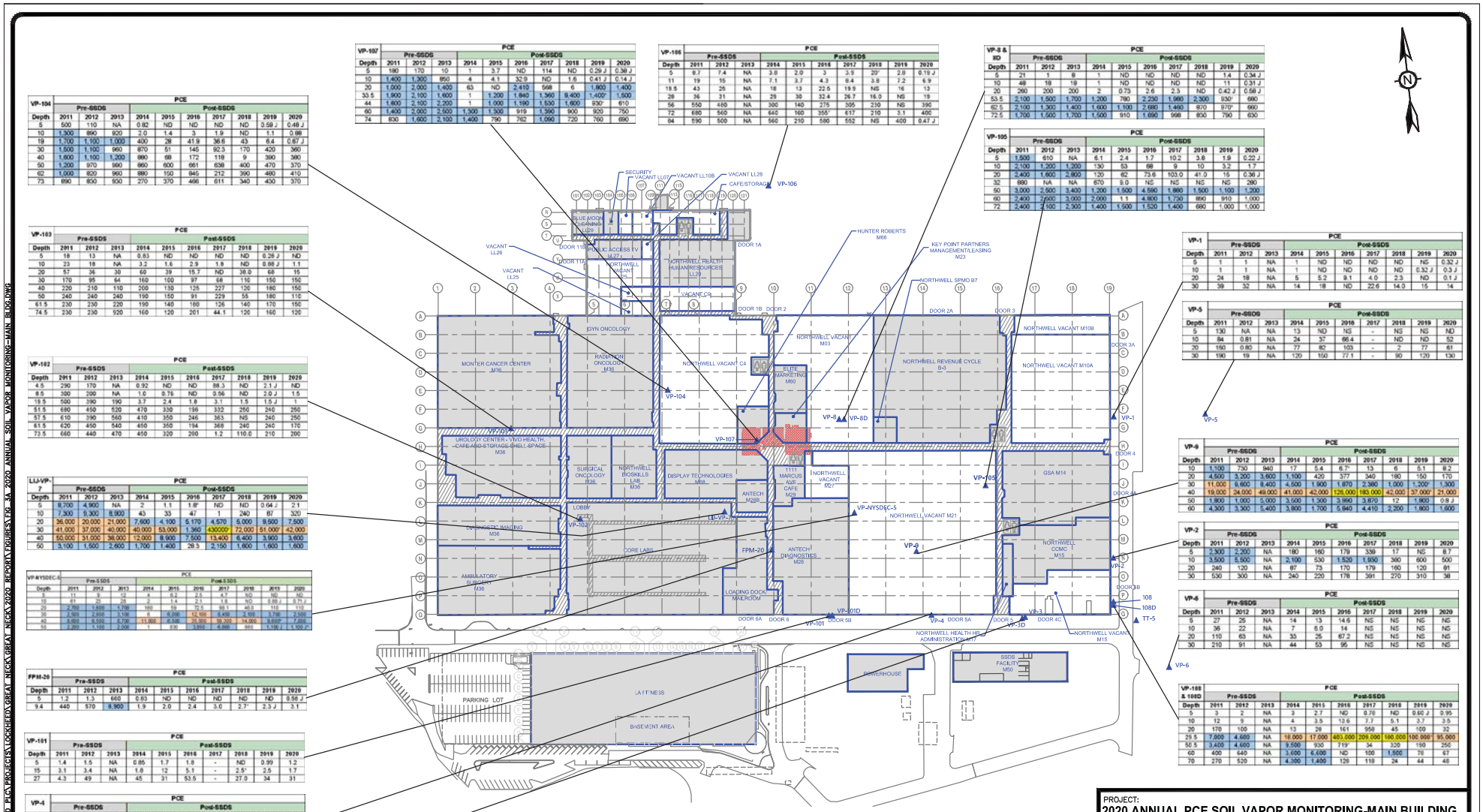
VP-107
PCE
Pre-SSDS
Post-SSDS
Depth 2011 2012 2013 2014 2015 2016 2017 2018 2019 2020
5 190 170 10 1 3.7 ND 114 ND 0.29 J 0.38 J
10 1,400 1,300 950 4 4.1 32.9 ND 1.6 0.41 J 0.14 J
20 1,000 2,000 1,400 63 ND 2,410 568 6 1,800 1,400
33.5 1,900 2,100 1,600 1 1,200 1,640 1,360 9,400 1,400* 1,500
44 1,600 2,100 2,200 1 1,000 1,190 1,530 1,600 930* 610
60 1,400 2,000 2,500 1,500 1,300 919 1,360 900 920 750
74 830 1,600 2,100 1,400 790 762 1,090 720 760 690
VP-106
PCE
Pre-SSDS
Post-SSDS
Depth 2011 2012 2013 2014 2015 2016 2017 2018 2019 2020
5 6.7 7.4 NA 3.0 2.0 3 3.9 20* 2.0 0.19 J
11 19 15 NA 7.1 3.7 4.3 6.4 3.8 7.2 6.9
19.5 43 25 NA 18 13 22.5 19.9 NS 16 13
28 36 31 NA 29 30 32.4 26.7 16.0 NS 19
56 550 480 NA 300 140 275 305 230 NS 390
72 680 560 NA 640 160 350* 617 210 3.1 400
84 590 500 NA 560 210 580 552 NS 400 0.47 J
VP-8 & 8D
PCE
Pre-SSDS
Post-SSDS
Depth 2011 2012 2013 2014 2015 2016 2017 2018 2019 2020
5 21 1 8 1 ND ND ND ND 1.4 0.34 J
10 48 19 19 1 ND ND ND ND 11 0.31 J
20 260 200 200 2 0.73 2.6 2.3 ND 0.42 J 0.58 J
53.5 2,100 1,500 1,700 1,200 780 2,250 1,960 2,300 930* 680
62.5 2,100 1,300 1,400 1,600 1,100 2,680 1,460 870 970* 660
72.5 1,700 1,500 1,700 1,500 910 1,690 998 850 790 630
VP-105
PCE
Pre-SSDS
Post-SSDS
Depth 2011 2012 2013 2014 2015 2016 2017 2018 2019 2020
5 1,500 610 NA 6.1 2.4 1.7 10.2 3.8 1.9 0.22 J
10 2,100 1,200 1,200 130 53 68 9 10 3.2 1.7
20 2,400 1,600 2,800 120 62 73.6 103.0 41.0 15 0.36 J
32 680 NA NA 670 8.0 NS NS NS NS 280
50 3,000 2,500 3,400 1,200 1,500 4,590 1,880 1,500 1,100 1,200
60 2,400 2,600 3,000 2,000 1.1 4,800 1,730 890 910 1,000
72 2,400 2,100 2,300 1,400 1,500 1,520 1,400 680 1,000 1,000
VP-104
PCE
Pre-SSDS
Post-SSDS
Depth 2011 2012 2013 2014 2015 2016 2017 2018 2019 2020
5 500 110 NA 0.82 ND ND ND ND 0.59 J 0.48 J
10 1,300 890 920 2.0 1.4 3 1.9 ND 1.1 0.98
19 1,700 1,100 1,000 400 28 41.9 36.6 43 6.4 0.67 J
30 1,500 1,100 960 870 51 145 92.3 170 420 360
40 1,600 1,100 1,200 880 68 172 118 9 390 380
50 1,200 970 990 860 600 661 638 400 470 370
62 1,000 820 960 880 150 945 212 390 480 410
73 890 850 930 270 370 466 611 340 450 370
VP-103
PCE
Pre-SSDS
Post-SSDS
Depth 2011 2012 2013 2014 2015 2016 2017 2018 2019 2020
5 18 13 NA 0.83 ND ND ND ND 0.29 J ND
10 23 18 NA 3.2 1.6 2.9 1.8 ND 0.88 J 1.1
20 57 36 30 60 39 15.7 ND 38.0 68 15
30 170 95 64 160 100 97 68 110 150 150
40 220 210 110 200 130 125 227 120 180 150
50 240 240 240 190 150 91 229 55 180 110
61.5 230 230 220 190 140 160 126 140 170 150
74.5 230 230 220 160 120 201 44.1 120 160 120
VP-102
PCE
Pre-SSDS
Post-SSDS
Depth 2011 2012 2013 2014 2015 2016 2017 2018 2019 2020
4.5 290 170 NA 0.92 ND ND 88.3 ND 2.1 J ND
8.5 320 200 NA 1.0 0.76 ND 0.56 ND 2.0 J 1.5
19.5 500 390 190 3.7 2.4 1.8 3.1 1.5 1.5 J 1
51.5 680 450 520 470 330 198 332 250 240 250
57.5 610 390 560 410 350 246 363 NS 240 250
61.5 620 450 540 450 350 194 368 240 240 170
73.5 660 440 470 450 320 200 1.2 110.0 210 200
LJJ-VP-7
PCE
Pre-SSDS
Post-SSDS
Depth 2011 2012 2013 2014 2015 2016 2017 2018 2019 2020
5 8,700 4,900 NA 2 1.1 1.8* ND ND 0.64 J 2.1
10 7,300 9,300 8,900 43 33 47 7 240 87 320
20 36,000 20,000 21,000 7,600 4,100 5,170 4,570 5,000 9,500 7,500
30 41,000 37,000 40,000 40,000 53,000 1,360 430000* 72,000 51,000* 42,000
40 50,000 31,000 38,000 12,000 8,900 7,500 13,400 6,400 3,900 3,600
50 3,100 1,500 2,600 1,700 1,400 29.3 2,150 1,800 1,600 1,600
VP-NYSDEC-5
PCE
Pre-SSDS
Post-SSDS
FPM-20
PCE
Pre-SSDS
Post-SSDS
Depth 2011 2012 2013 2014 2015 2016 2017 2018 2019 2020
5 1.2 1.3 660 0.83 ND ND ND ND 0.56 J
9.4 440 570 8,900 1.9 2.0 2.4 3.0 2.7* 2.3 J 3.1
VP-101
PCE
Pre-SSDS
Post-SSDS
Depth 2011 2012 2013 2014 2015 2016 2017 2018 2019 2020
5 1.4 1.5 NA 0.85 1.7 1.8 - ND 0.99 1.2
15 3.1 3.4 NA 1.8 12 5.1 - 2.5* 2.5 1.7
27 4.3 49 NA 45 31 53.5 - 27.9 34 31
VP-4
PCE
Pre-SSDS
Post-SSDS
Depth 2011 2012 2013 2014 2015 2016 2017 2018 2019 2020
5 60 60 NA 13 3.0 5.2 1.1 5.1 2.9 0.69 J
10 71 60 NA 5.4 3.0 5.5 5.6 4.0 4.6 2.5
20 170 20 NA 3.1 5.6 5.8 6.3 NS 4.5 3
30 810 540 NA 130 96 70.2 71.9 NS 49 12
VP-3 & 3D
PCE
Pre-SSDS
Post-SSDS
Depth 2011 2012 2013 2014 2015 2016 2017 2018 2019 2020
5 37 40 NA 12 ND 10 13.8 4.4 6.7 4.5
10 190 130 NA 29 26 514 36 28 20 13
20 730 620 NA 270 210 ND 127 120 120 130
30 770 610 NA 250 ND 494 172 140 110 140
40 670 660 NA 280 380 558 70 150 140 100
51 1,300 870 NA 600 270 640 372 250* 500 180
61 1,400 1,100 NA 970 700 702 611 ND 310 450
73 770 670 NA 540 610 472 461 420 40 390
VP-1
PCE
Pre-SSDS
Post-SSDS
Depth 2011 2012 2013 2014 2015 2016 2017 2018 2019 2020
5 1 1 NA 1 ND ND ND ND NS 0.32 J
10 1 1 NA 1 ND ND ND ND 0.32 J 0.3 J
20 24 18 NA 5 5.2 9.1 4.0 2.3 ND 0.1 J
30 39 32 NA 14 18 ND 22.6 14.0 15 14
VP-5
PCE
Pre-SSDS
Post-SSDS
Depth 2011 2012 2013 2014 2015 2016 2017 2018 2019 2020
5 130 NA NA 13 ND NS - NS NS ND
10 84 0.81 NA 24 37 66.4 - ND ND 52
20 150 0.80 NA 77 82 103 - 2 77 61
30 190 19 NA 120 150 77.1 - 90 120 130
VP-9
PCE
Pre-SSDS
Post-SSDS
Depth 2011 2012 2013 2014 2015 2016 2017 2018 2019 2020
10 1,100 750 940 17 5.4 6.7 13 6 5.1 8.2
20 4,500 3,200 3,600 1,100 420 377 340 180 150 170
30 11,000 9,600 8,400 4,500 1,900 1,870 2,360 1,000 1,200* 1,300
40 19,000 24,000 49,000 41,000 42,000 126,000 183,000 42,000 37,000* 21,000
50 1,900 1,000 5,000 3,500 1,300 3,960 3,670 12 1,800 0.9 J
60 4,300 3,300 5,400 3,800 1,700 5,840 4,410 2,200 1,800 1,600
VP-2
PCE
Pre-SSDS
Post-SSDS
Depth 2011 2012 2013 2014 2015 2016 2017 2018 2019 2020
5 2,300 2,200 NA 180 160 179 339 17 NS 8.7
10 3,500 5,500 NA 2,100 530 1,520 1,650 360 600 500
20 240 120 NA 87 73 170 179 160 120 91
30 530 300 NA 240 220 178 391 270 310 38
VP-8
PCE
Pre-SSDS
Post-SSDS
Depth 2011 2012 2013 2014 2015 2016 2017 2018 2019 2020
5 27 25 NA 14 13 14.6 NS NS NS NS
10 36 22 NA 7 6.0 14 NS NS NS NS
20 110 63 NA 33 25 67.2 NS NS NS NS
30 210 91 NA 44 53 95 NS NS NS NS
VP-108 & 108D
PCE
Pre-SSDS
Post-SSDS
Depth 2011 2012 2013 2014 2015 2016 2017 2018 2019 2020
5 3 2 NA 3 2.7 ND 0.76 ND 0.60 J 0.95
10 12 9 NA 4 3.5 13.6 7.7 5.1 3.7 3.5
20 170 100 NA 13 29 161 950 45 100 32
29.5 7,800 4,600 NA 16,000 17,000 403,000 209,000 100,000 100,000* 95,000
50.5 3,400 4,600 NA 9,500 930 719* 34 320 190 250
60 400 640 NA 3,600 6,600 ND 100 1,500 76 67
70 270 520 NA 4,300 1,400 128 110 24 44 68
PARKING LOT
BASEMENT AREA
LA FITNESS
POWERHOUSE
SSDS FACILITY M50
BLUE MOON MORNING M39
SECURITY
VACANT LL02
VACANT LL10B
VACANT LL28
CAFE/STORAGE
PUBLIC ACCESS TV LL27
NORTHWELL VACANT LL29
NORTHWELL HEALTH HUMAN RESOURCES LL30
VACANT LL26
VACANT LL25
VACANT C9
HUNTER ROBERTS M66
KEY POINT PARTNERS MANAGEMENT/LEASING M23
NORTHWELL SPMO B7
GYN ONCOLOGY
MONTER CANCER CENTER M36
RADIATION ONCOLOGY M36
NORTHWELL VACANT C4
NORTHWELL VACANT M03
NORTHWELL REVENUE CYCLE B-3
NORTHWELL VACANT M10B
NORTHWELL VACANT M10A
ELITE MARKETING M60
UROLOGY CENTER - VIVO HEALTH; CAFE AND STORAGE SHELL SPACE M36
SURGICAL ONCOLOGY M36
NORTHWELL BIOSKILLS LAB M36
DISPLAY TECHNOLOGIES M68
ANTECH M28B
1111 MARCUS AVE CAFE M29
NORTHWELL VACANT M27
GSA M14
LOBBY
DIAGNOSTIC IMAGING M36
CORE LABS
FPM-20
ANTECH DIAGNOSTICS M28
NORTHWELL VACANT M21
NORTHWELL CCMC M15
AMBULATORY SURGERY M36
LOADING DOCK MAERSK
NORTHWELL HEALTH HR ADMINISTRATION M17
NORTHWELL VACANT M15
VP-106
VP-104
VP-8
VP-8D
VP-107
VP-105
VP-1
VP-5
VP-103
VP-102
VP-NYSDEC-5
VP-9
VP-2
VP-101D
VP-101
VP-4
VP-3
VP-3D
VP-6
DOOR 1A
DOOR 1B
DOOR 2
DOOR 2A
DOOR 3
DOOR 3A
DOOR 4
DOOR 5
DOOR 5A
DOOR 5B
DOOR 6
DOOR 6A
DOOR 4C
DOOR 3B
108
108D
TT-5
LEGEND
VP-1 EXISTING VAPOR MONITORING POINTS
CORRIDORS/HALLWAYS
OCCUPIED TENANT SPACE
AREA 9 EXTENTS
PCE above 1,000 ug/m3
PCE above 10,000 ug/m3
PCE above 100,000 ug/m3
* RESULTS ARE FROM DUPLICATE SAMPLE
NS NOT SAMPLED DUE TO WATER IN SAMPLE LINE
ND NOT DETECTED ABOVE THE REPORTING LIMIT
NA NOT ANALYZED
NOTE:
LOCATION NAMES AND APPROXIMATE FOOTPRINTS PROVIDED BY KEYPOINT PARTNERS.
0 200 400
SCALE IN FEET
N
PROJECT:
2020 ANNUAL PCE SOIL VAPOR MONITORING-MAIN BUILDING
LOCATION:
Former UNISYS Facility
Lake Success, New York 11042
TITLE:
NESTED WELL VAPOR SAMPLING PCE RESULTS (2011-2020)
amec
APPROVED EW
PREPARED EMP
DRAFTED BRT
PROJECT# 3617187442
DATE 05/27/20
FIGURE
3a
G:\ENERGY\BRANCO\PICA\ONEDRIVE — WOOD PLC\PROJECTS\LOCKHEED\GREAT NECK\2020 REPORT\FIGURES\FIG 3A 2020 ANNUAL SOIL VAPOR MONITORING-MAIN BUILDING

VP-107	TCE									
	Pre-SSDS			Post-SSDS						
Depth	2011	2012	2013	2014	2015	2016	2017	2018	2019	2020
5	32,000	26,000	1,800	3.8	0.77	ND	104	1.5	0.61	0.66
10	26,000	12,000	11,000	110	320	2,700	53	28	2.9	19
20	13,000	8,600	17,000	6,700	92,000	6,650	307,000	1,200	310,000	220,000
33.5	31,000	15,000	68,000	35,000	160,000	5,630	535,000	670,000	210,000*	190,000
44	37,000	25,000	110,000	170,000	44,000	6,730	7,100	100,000	25,000*	16,000
60	11,000	12,000	29,000	8,000	5,200	2,910	20,400	11,000	5,300	2,900
74	4,000	6,600	16,000	8,000	2,200	2,070	5,840	2,700	2,000	3,900

VP-106	TCE									
	Pre-SSDS			Post-SSDS						
Depth	2011	2012	2013	2014	2015	2016	2017	2018	2019	2020
5	120	1	NA	0.22	ND	ND	ND	0.19	0.38	0.13 J
11	7	5	NA	1.9	0.36	0.79	1.50	0.70	4.6	4.5
19.5	23	14	NA	8.7	5.6	11.2	8.0	NS	7.0	6.2
28	17	15	NA	10	10	13.7	6.6	5.0	NS	5.4
56	1,900	1,800	NA	1,200	820	686	1,020	1,000	NS	1,400
72	2,600	2,200	NA	2,600	1,000	1650*	2,230	810	4.2	1,700
84	2,500	2,300	NA	2,400	950	2,370	1,330	NS	1,700	0.94

VP-8 & 8D	TCE									
	Pre-SSDS			Post-SSDS						
Depth	2011	2012	2013	2014	2015	2016	2017	2018	2019	2020
5	92	7	33	0.2	ND	5.6	ND	0.19	0.25	0.15 J
10	150	53	56	1	0.56	12.80	0.76	6.50	5.2	0.27
20	350	260	240	21	17	21.1	18.3	0.2	0.12 J	2.9
53.5	120,000	68,000	73,000	45,000	28,600	97,900	78,900	72,000	47,000*	41,000
62.5	88,000	45,000	48,000	42,000	24,000	65,700	32,800	25,000	25,000*	20,000
72.5	64,000	42,000	57,000	28,000	12,000	23,800	13,200	1,500	12,000	7,300

VP-104	TCE									
	Pre-SSDS			Post-SSDS						
Depth	2011	2012	2013	2014	2015	2016	2017	2018	2019	2020
5	250	67	NA	0.27	ND	3.3	ND	0.19	0.59	0.28
10	760	690	620	0.8	ND	5.7	ND	1.1	0.47	0.36
19	1,300	1,700	1,200	960	49	74.2	56.0	85.0	150	3.5
30	1,600	1,900	1,300	2,000	100	280	139	350	800	740
40	1,500	2,000	1,500	2,100	140	323	194	130	780	690
50	2,200	2,000	2,200	2,100	1,300	1,370	1,260	860	890	750
62	2,100	1,800	2,100	2,000	340	711	456	860	910	730
73	1,900	1,800	2,100	650	930	1,140	1,170	750	820	670

VP-105	TCE									
	Pre-SSDS			Post-SSDS						
Depth	2011	2012	2013	2014	2015	2016	2017	2018	2019	2020
5	470	170	NA	1.8	1.2	2.1	49.9	3.5	18	0.4
10	560	290	240	230	120	133	5	33	14	0.53
20	650	410	490	310	160	127	170	31	27	0.14 J
32	890	NA	NA	4,000	8.7	NS	NS	NS	NS	1,100
50	80,000	43,000	73,000	33,000	13,600	37,200	34,500	17,000	4,800*	5,900
60	52,000	39,000	60,000	30,000	3.6	40,500	30,100	8,600	4,000*	4,500
72	33,000	20,000	30,000	14,000	7,300	5,960	12,200	4,100	1,600	1,900

VP-103	TCE									
	Pre-SSDS			Post-SSDS						
Depth	2011	2012	2013	2014	2015	2016	2017	2018	2019	2020
5	52	37	NA	0.18	0.45	ND	1.00	0.19	0.93	ND
10	69	54	NA	5.9	2.4	4.0	3.4	1.1	1.7	1.2
20	150	98	86	170	170	48.7	ND	100	160	34
30	400	270	200	470	340	264	135	230	310	320
40	580	600	410	590	350	395	334	240	310	300
50	650	660	750	540	410	222	352	100	320	230
61.5	610	640	670	540	430	305	194	250	280	260
74.5	610	630	660	460	350	333	66.4	220	270	240

VP-1	TCE									
	Pre-SSDS			Post-SSDS						
Depth	2011	2012	2013	2014	2015	2016	2017	2018	2019	2020
5	10	11	NA	5	4.0	8.9	3.9	4.9	NS	4.6
10	12	9	NA	4	2.1	3.9	4.0	2.7	2.1	2.4
20	270	110	NA	31	33	52.5	26.0	13.0	0.81	ND
30	650	540	NA	140	190	ND	176	140	120	140

VP-5	TCE									
	Pre-SSDS			Post-SSDS						
Depth	2011	2012	2013	2014	2015	2016	2017	2018	2019	2020
5	0.76	NA	NA	0.76	ND	NS	-	NS	NS	ND
10	0.15	0.16	NA	0.70	ND	ND	-	0.19	ND	ND
20	100	66	NA	82	93	91.2	-	15	91	79
30	120	48	NA	120	160	70.9	-	120	140	150

VP-102	TCE									
	Pre-SSDS			Post-SSDS						
Depth	2011	2012	2013	2014	2015	2016	2017	2018	2019	2020
4.5	86	54	NA	0.25	ND	ND	113	1.9	1.7	ND
8.5	120	77	NA	0.45	0.44	ND	ND	0.19	1.4	ND
19.5	620	360	120	2.4	1.4	5.2	1.9	0.5	0.48 J	0.53
51.5	1,200	1,000	1,200	960	630	370	427	390	360	380
57.5	1,200	890	1,300	890	650	432	927	NS	350	370
61.5	1,300	190	1,300	920	650	349	467	340	350	310
73.5	1,100	980	1,100	890	500	453	0.82	150	300	290

VP-9	TCE									
	Pre-SSDS			Post-SSDS						
Depth	2011	2012	2013	2014	2015	2016	2017	2018	2019	2020
10	5,100	3,000	4,000	62	14	20.1*	100	48	35	62
20	35,000	24,000	24,000	7,200	1,800	905	630	350	320	420
30	120,000	100,000	85,000	47,000	18,000	14,800	15,300	7,900	6,900*	6,700
40	330,000	270,000	470,000	390,000	390,000	647,000	1,310,000	400,000	290,000*	210,000
50	17,600	10,000	45,000	30,000	11,000	33,400	26,400	120	17,000	4.1
60	34,000	20,000	48,000	28,000	12,000	40,000	38,000	1,600	16,000	20,000

LIJ-VP-7	TCE									
	Pre-SSDS			Post-SSDS						
Depth	2011	2012	2013	2014	2015	2016	2017	2018	2019	2020
5	240	160	NA	1	0.44	2.0*	ND	0.89	0.98	0.4
10	380	300	260	4	15	28.6	ND	2.3	2.5	7.7
20	4,700	2,800	3,100	5,500	3,400	4,510	3,320	4,600	11,000	8,700
30	39,000	30,000	32,000	60,000	91,000	2,100	650000*	120,000	100,000*	94,000
40	53,000	45,000	53,000	22,000	15,000	11,800	180,000	9,500	5,600	4,800
50	5,400	3,200	4,900	2,700	2,400	28.2	2,440.0	2,000	2,200	2,200

VP-2	TCE									
	Pre-SSDS			Post-SSDS						
Depth	2011	2012	2013	2014	2015	2016	2017	2018	2019	2020
5	86	110	NA	10	6.5	11.2	21.7	1.4	NS	0.69
10	360	730	NA	310	120	166	269	89	150	150
20	82	67	NA	160	50	78.4	151	350	120	70
30	460	270	NA	260	200	148	288	360	350	21

VP-NYSDEC-5	TCE									
	Pre-SSDS			Post-SSDS						
Depth	2011	2012	2013	2014	2015	2016	2017	2018	2019	2020
5	210	44	250	130	8.4	39.4	1.2	19	150	1.7
10	420	220	260	8	1.2	12.9	9.6	40	43	3
20	31,000	16,000	19,000	1,800	1,000	800	1,720	720	1,600	1,500
30	59,000	35,000	43,000	4	92,000	189,000	100,000	27,000	43,000	32,000
40	72,000	50,500	84,000	170,000	96,000	325,000	564,000	160,000	120,000*	100,000
50	230,000	150,000	210,000	400,000	160,000	344,000	840,000	110,000	340,000	320,000

VP-6	TCE									
	Pre-SSDS			Post-SSDS						
Depth	2011	2012	2013	2014	2015	2016	2017	2018	2019	2020
5	0.92	0.89	NA	0.6	0.38	1.2	NS	NS	NS	NS
10	0	0.16	NA	ND	ND	ND	NS	NS	NS	NS
20	14	9.2	NA	4	2.8	5.2	NS	NS	NS	NS
30	57	33	NA	12	14	22.5	NS	NS	NS	NS

FPM-20	TCE									
	Pre-SSDS			Post-SSDS						
Depth	2011	2012	2013	2014	2015	2016	2017	2018	2019	2020
5	0.51	0.53	52	0.62	ND	1.9	ND	0.94	ND	0.14 J
9.4	54	55	260	0.65	0.83	5.2	1.0	1.0	2.1	1.4

VP-108 & 108D	TCE									
	Pre-SSDS			Post-SSDS						
Depth	2011	2012	2013	2014	2015	2016	2017	2018	2019	2020
5	3	2	NA	2	2.0	ND	ND	1.2	0.36	0.54
10	7	4	NA	3	2.5	3.4	5.4	3	2.6	2.6
20	65	41	NA	8	9.2	26.9	69.4	34.0	15	9.5
29.5	5,200	3,700	NA	12,000	2,600	32,800	13,800	10,000	4,700*	3,100
50.5	6,000	3,200	NA	1,500	630	393*	23	260	210	280
60	2,200	3,900	NA	2,500	1,500	ND	127	430	120	130
70	1,000	2,000	NA	2,100	610	30.9	309	8.1	21	34

VP-101	TCE									
	Pre-SSDS			Post-SSDS						
Depth	2011	2012	2013	2014	2015	2016	2017	2018	2019	2020
5	1.9	0.79	NA	0.17	0.32	1.3	-	0.3	0.19	0.26
15	2.6	3.3	NA	1.4	5.7	2.9	-	1.6	1.2	1.3
27	7.5	63	NA	49	40	68.5	-	29	42	37

VP-4	TCE									
	Pre-SSDS			Post-SSDS						
Depth	2011	2012	2013	2014	2015	2016	2017	2018	2019	2020
5	25	30	NA	2.4	0.91	2.2	1.9	1.5	1.1	ND
10	51	44	NA	1.9	1.4	4.0	5.4	1.6	3.1	1.6
20	170	93	NA	3.1	5.6	5.9	6.0	NS	5.0	5.2
30	650	510	NA	110	97	63.7	59.3	NS	49	15

VP-3 & 3D	TCE									
	Pre-SSDS			Post-SSDS						
Depth	2011	2012	2013	2014	2015	2016	2017	2018	2019	2020
5	2	3	NA	1	ND	3.1	1.7	0.91	1.2	0.84
10	30	21	NA	6	6.8	154	10	7	5.9	4.7
20	170	140	NA	120	87	ND	46	52	59	73
30	230	180	NA	120	ND	152	83.4	76	69	63
40	250	220	NA	110	140	161	33	76	73	59
51	490	370	NA	240	110	193	139	34	230	94
61	530	550	NA	390	300	165	242	0.19	130	190
73	330	360	NA	240	380	106	186	180	29	240

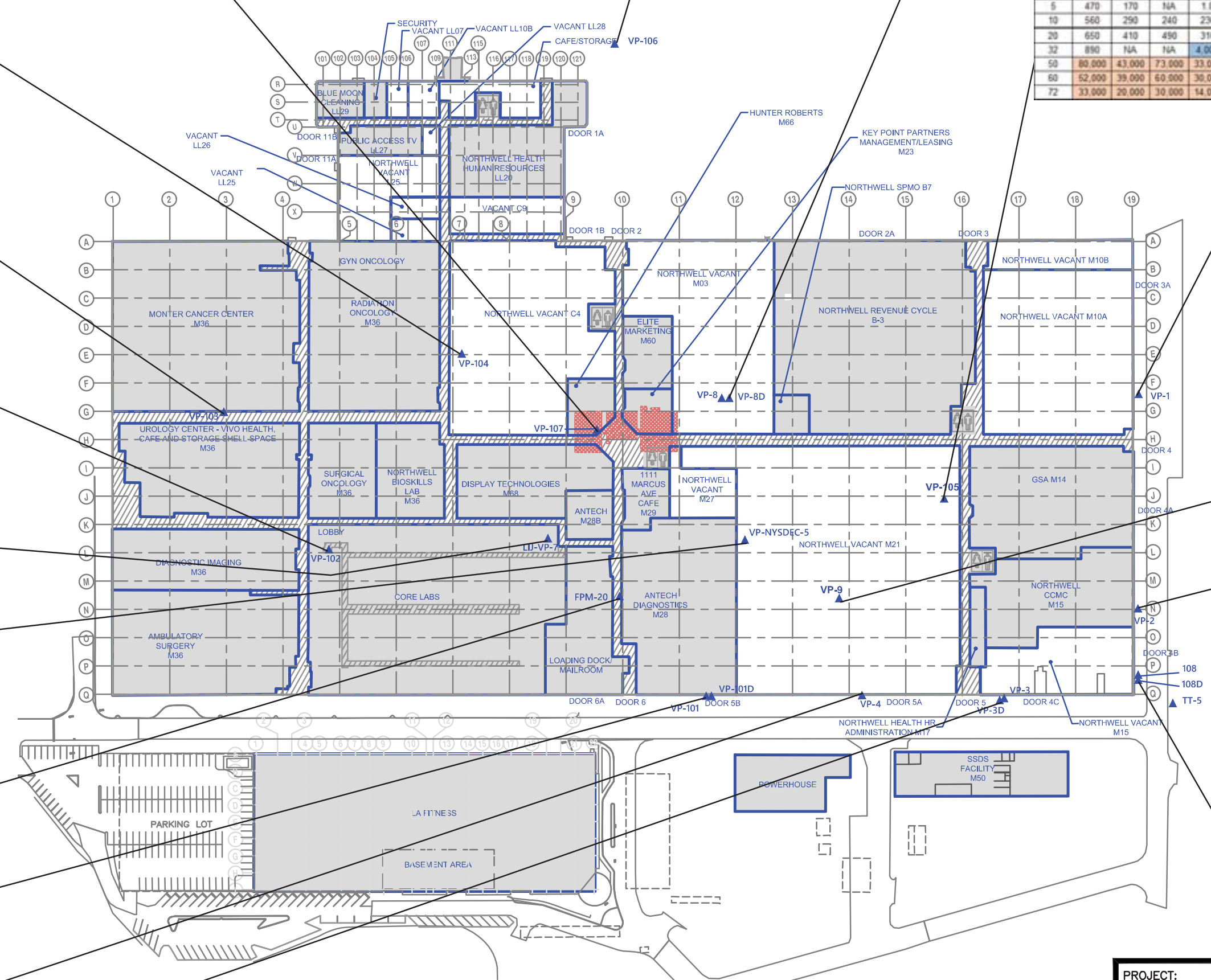

LEGEND

▲ VP-1	EXISTING VAPOR MONITORING POINTS
	CORRIDORS/HALLWAYS
	OCCUPIED TENANT SPACE
	AREA 9 EXTENTS
	TCE above 1,000 ug/m3
	TCE above 10,000 ug/m3
	TCE above 100,000 ug/m3

* RESULTS ARE FROM DUPLICATE SAMPLE
NS NOT SAMPLED DUE TO WATER IN SAMPLE LINE
ND NOT DETECTED ABOVE THE REPORTING LIMIT
NA NOT ANALYZED

NOTE:
LOCATION NAMES AND APPROXIMATE FOOTPRINTS PROVIDED BY KEYPOINT PARTNERS.

0 200 400
SCALE IN FEET

PROJECT:
2020 ANNUAL TCE SOIL VAPOR MONITORING-MAIN BUILDING

LOCATION:
Former UNISYS Facility
Lake Success, New York 11042

TITLE:
NESTED WELL VAPOR SAMPLING TCE RESULTS (2011-2020)

amec

APPROVED	EW	FIGURE
PREPARED	EMP	3b
DRAFTED	BRT	
PROJECT#	3617187442	
DATE	05/27/20	

C:\USERS\BRANKO.TOMIC\ONEDRIVE – WOOD PLC\PROJECTS\LOCKHEED\GREAT NECK\GREAT NECK\2020 REPORT\FIGURES\FIG_3B_2020_ANNUAL_SOIL_VAPOR_MONITORING-MAIN_BLDG.DWG

C:\USERS\BRANKO.TOMIC\ONEDRIVE – WOOD PLC\PROJECTS\LOCKHEED\GREAT NECK\GREAT NECK\2020 REPORT\FIGURES\FIG_3C_2020_ANNUAL_SOIL_VAPOR_MONITORING–MAIN_BLDG.DWG

VP-107	DCE									
	Pre-SSDS			Post-SSDS						
Depth	2011	2012	2013	2014	2015	2016	2017	2018	2019	2020
5	5,800	7,300	640	ND	ND	ND	15.4	ND	ND	ND
10	2,000	1,400	1,100	6.3	55	15.6	ND	ND	ND	ND
20	410	430	250	44	ND	1,470	218	2.9	820	570
33.5	300	210	ND	ND	ND	998	605	2,300	1,180	610
44	480	520	2,200	ND	540	612	838	580	570	210
60	920	1,100	1,300	910	510	416	446	250	240	230
74	590	780	1,200	1,000	290	338	302	180	190	190

VP-106	DCE									
	Pre-SSDS			Post-SSDS						
Depth	2011	2012	2013	2014	2015	2016	2017	2018	2019	2020
5	1.2	ND	NA	ND	ND	ND	ND	6.9	ND	ND
11	ND	ND	NA	ND	ND	ND	ND	ND	0.75	ND
19.5	ND	ND	NA	ND	ND	ND	ND	NS	ND	ND
28	1.3	ND	NA	ND	ND	ND	ND	ND	NS	ND
56	130	120	NA	61	35	43.8	65.1	38	NS	59
72	200	170	NA	140	43	7.4	69.1	39	ND	63
84	210	170	NA	140	58	91	55.6	NS	53	ND

VP-8 & 8D	DCE									
	Pre-SSDS			Post-SSDS						
Depth	2011	2012	2013	2014	2015	2016	2017	2018	2019	2020
5	NA	ND	ND	ND	ND	ND	ND	ND	0.15	ND
10	NA	ND	ND	ND	ND	ND	ND	ND	0.27	ND
20	NA	ND	0.93	ND	ND	ND	ND	ND	ND	ND
53.5	1,500	970	1,300	1,400	670	1,530	1,270	780	570	520
62.5	2,000	1,200	1,300	1,500	930	1,730	917	470	540*	440
72.5	1,600	1,500	1,700	1,500	660	1,030	586	410	390	370

VP-105	DCE									
	Pre-SSDS			Post-SSDS						
Depth	2011	2012	2013	2014	2015	2016	2017	2018	2019	2020
5	1.2	ND	-	ND	ND	ND	2.2	ND	1	ND
10	ND	ND	ND	4.8	4.4	4.5	ND	1	ND	ND
20	ND	ND	ND	9.7	9.5	10.3	2	0.4	ND	ND
32	4,100	NA	NA	220	3.3	NS	NS	NS	NS	210
50	4,800	4,500	7,400	2,900	2,000	6,630	2,010	2,700	1,300*	1,400
60	2,000	2,200	3,700	1,300	2.3	2,980	850	880	430	490
72	480	970	970*	370	340	254	266	140	120	150

VP-104	DCE									
	Pre-SSDS			Post-SSDS						
Depth	2011	2012	2013	2014	2015	2016	2017	2018	2019	2020
5	6.1	3.6	-	ND	ND	ND	ND	ND	ND	ND
10	ND	35	ND	ND	ND	5.7	ND	ND	ND	ND
19	110	320	140	200	8	13.4	8.8	15	81	ND
30	140	450	170	440	19	46.8	18	59	120	120
40	160	520*	200	470	26	58.6	29.2	64	110	120
50	570	510*	520	410	200	171	143	120	130	130
62	450	390	440	360	40	197	55	100	110	100
73	340	340	340	93	99	107	93.1	75	76	75

VP-103	DCE									
	Pre-SSDS			Post-SSDS						
Depth	2011	2012	2013	2014	2015	2016	2017	2018	2019	2020
5	ND	ND	NA	ND	ND	ND	ND	ND	ND	ND
10	ND	ND	NA	ND	ND	ND	ND	ND	ND	ND
20	ND	ND	ND	ND	ND	ND	ND	0.27	0.4	ND
30	ND	2	0.94	4.3	1.2	ND	ND	1.7	2.3	2.1
40	5.6	7.7	6.5	6.4	3.4	2.4	3.6	2.3	2.5	2.2
50	9.5	10	12	6.4	4.7	2.2	3.7	1.0	2.7	1.9
61.5	9.8	10	11	7.2	4.7	6.5	2.2	2.4	2.3	1.9
74.5	11	10	12*	5.7	3.5	3.3	ND	1.9	1.8	1.7

VP-102	DCE									
	Pre-SSDS			Post-SSDS						
Depth	2011	2012	2013	2014	2015	2016	2017	2018	2019	2020
4.5	ND	ND	NA	ND	ND	ND	ND	ND	ND	ND
8.5	ND	ND	NA	ND	ND	ND	ND	ND	ND	ND
19.5	ND	1.3	ND	ND	ND	ND	ND	ND	ND	ND
51.5	18*	17	19	13	7.6	8.5	7.1	8.1	4.8	4.6
57.5	20	16	22	11	7.6	7.1	8.5	NS	4.1	4.3
61.5	17	16	21	12	7.3	3.7	6.1	4.3	3.7	3.2
73.5	17	15	17	9.8	4.2	5.1	ND	1.5	2.6	2.7

LIJ-VP-7	DCE									
	Pre-SSDS			Post-SSDS						
Depth	2011	2012	2013	2014	2015	2016	2017	2018	2019	2020
5	ND	ND	NA	ND	ND	ND	ND	0.35	ND	ND
10	ND	ND	ND	ND	0.98	ND	ND	ND	ND	0.14 J
20	450	ND	ND	150	100	197	156	230	430	460
30	1,900	1,700	1,800	3,100	5,900*	3,570	59,400	12,000	9,900	11,000
40	12,000	9,200	11,000	8,200	4,800	3,330	5,200	2,800	1,400	1,100
50	1,100	610	1,970	460	280	ND	210	180	160	190

VP-NYSDEC-5	DCE									
	Pre-SSDS			Post-SSDS						
Depth	2011	2012	2013	2014	2015	2016	2017	2018	2019	2020
5	20	8	10	ND	ND	ND	ND	ND	ND	ND
10	610	470	520	53	11	ND	ND	8.2	20	ND
20	540	320	280	ND	1,000	7.6	14.4	200	260	24
30	1,500	1,500	2,700	4600	2,400	2,610	992	4,100	2,300	150
40	1.5	ND	ND	ND	ND	13,000	14,600	ND	ND	1,400
50	1,700	ND	ND	ND	ND	1,540	550	340	450	410

FPM-20	DCE									
	Pre-SSDS			Post-SSDS						
Depth	2011	2012	2013	2014	2015	2016	2017	2018	2019	2020
5	ND	ND	-	ND	ND	ND	ND	ND	ND	ND
9.4	ND	ND	ND	ND	ND	ND	ND	0.18*	ND	ND

VP-101	DCE									
	Pre-SSDS			Post-SSDS						
Depth	2011	2012	2013	2014	2015	2016	2017	2018	2019	2020
5	ND	ND	NA	ND	ND	ND	-	ND	ND	ND
15	ND	ND	NA	ND	0.99	ND	-	ND	ND	ND
27	ND	ND	NA	ND	ND	ND	-	0.15	0.21	ND

VP-4	DCE									
	Pre-SSDS			Post-SSDS						
Depth	2011	2012	2013	2014	2015	2016	2017	2018	2019	2020
5	0.78	ND	NA	ND	ND	ND	ND	ND	ND	ND
10	2.8	1.8	NA	ND	ND	ND	ND	ND	0.21	0.66
20	9.9	6.4	NA	ND	ND	ND	ND	NS	0.33	0.33
30	25	16	NA	3.6	3.8	2.3	1.8	NS	1.6	0.61

VP-3 & 3D	DCE									
	Pre-SSDS			Post-SSDS						
Depth	2011	2012	2013	2014	2015	2016	2017	2018	2019	2020
5	ND	ND	NA	ND	ND	ND	ND	ND	ND	ND
10	-	1.1	NA	ND	ND	50.4	ND	0.47	0.2	0.24
20	31	37	NA	33	18	ND	8.9	9.2	12	25
30	80	90	NA	70	ND	77	23.8	20	26	33
40	130	180	NA	65	64	83	20.1	21	30	31
51	970	890	NA	430	180	323	193	81*	120	84
61	410	460	NA	200	210	95.1	133	ND	120	75
73	52	62	NA	26	37	23.6	16	14	2.8	19

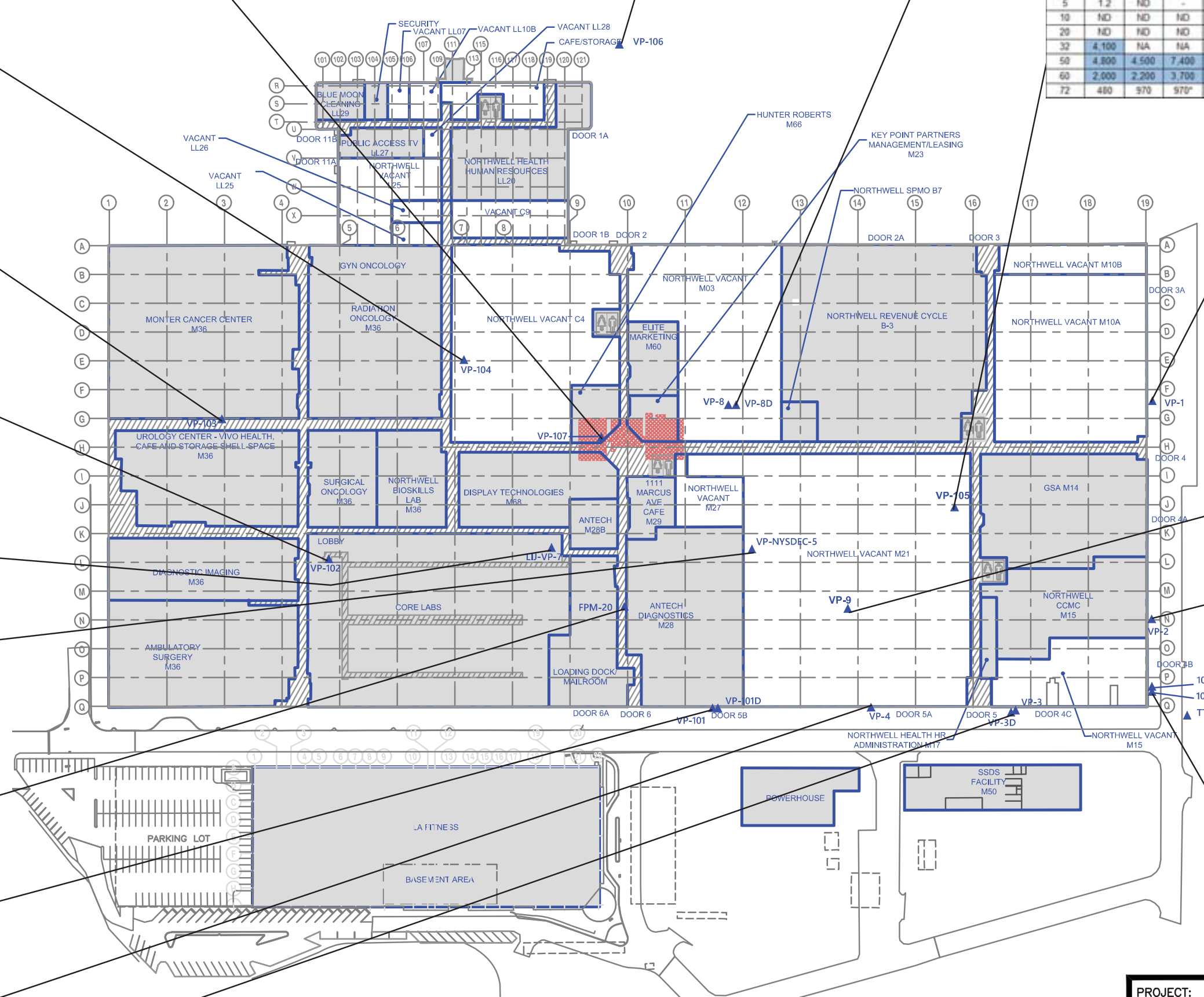

VP-1	DCE									
	Pre-SSDS			Post-SSDS						
Depth	2011	2012	2013	2014	2015	2016	2017	2018	2019	2020
5	ND	ND	NA	ND	ND	ND	ND	ND	NS	ND
10	ND	ND	NA	ND	ND	ND	ND	0.46	ND	ND
20	ND	ND	NA	ND	ND	ND	ND	ND	ND	ND
30	ND	ND	NA	ND	ND	ND	ND	0.27	ND	ND

VP-5	DCE									
	Pre-SSDS			Post-SSDS						
Depth	2011	2012	2013	2014	2015	2016	2017	2018	2019	2020
5	NA	NA	NA	ND	ND	NS	-	NS	NS	ND
10	ND	ND	NA	ND	ND	ND	-	0.45	ND	ND
20	ND	ND	NA	ND	ND	ND	-	2.1	0.38	0.47
30	ND	ND	NA	0.85	0.99	ND	-	0.77	0.65	0.85

VP-9	DCE									
	Pre-SSDS			Post-SSDS						
Depth	2011	2012	2013	2014	2015	2016	2017	2018	2019	2020
10	260	210	220	ND	ND	ND	ND	0.38	ND	0.43
20	2,800	2,300	2,400	970	280	116	63.5	31*	25	34
30	9,600	9,500	7,800	5,500	2,200	1,680	1,810	720	590	650
40	57,000	42,000	96,000	83,000	82,000	193,000	342,000	84,000	64,000*	47,000
50	1,300	720	3,300	1,600	600	1,740	1,830	26	750	0.7
60	2,200	1,400	2,200	960	550	2,430	1,210	780	430	460

VP-2	DCE									
	Pre-SSDS			Post-SSDS						
Depth	2011	2012	2013	2014	2015	2016	2017	2018	2019	2020
5	55	77	NA	1.4	0.91	1.5	2.5	0.33	-	0.25
10	2,400	4,900	NA	2,200	1,300	1,650	3,100	2,100	1,100	1,100
20	22	15	NA	120	17	26.2	105.0	820.0	85	75
30	33	25	NA	100	47	32.2	124	140	150	10

VP-6	DCE									
	Pre-SSDS			Post-SSDS						
Depth	2011	2012	2013	2014	2015	2016	2017	2018	2019	2020
5	ND	ND	NA	ND	ND	ND	NS	NS	NS	NS
10	ND	ND	NA	ND	ND	ND	NS	NS	NS	NS
20	ND	ND	NA	ND	ND	ND	NS	NS	NS	NS
30	3.6	2.2	NA	0.92	0.9	ND	NS	NS	NS	NS

VP-108 & 108D	DCE									
	Pre-SSDS			Post-SSDS						
Depth	2011	2012	2013	2014	2015	2016	2017	2018	2019	2020
5	1.6	ND	NA	1.5	2.4	ND	ND	0.39	ND	0.15
10	0.96	ND	NA	ND	1.2	ND	ND	3.8*	ND	0.13 J
20	9	5.5	NA	16	4.5	12.8	33.8	48.0	14	12
29.5	6,800	6,000	NA	15,000	3,100	47,600	42,300	22,000	11,000	9,600
50.5	74,000	87,000	NA	19,000	11,600	11,200	878	4,100	2,800	1,900
60	6,500	19,000	NA	21,000	20,600	ND	3,510	19,000	2,100	2,100
70	6,600	15,000	NA	16,000	7,800	462	535	150	320	290

LEGEND

- ▲ VP-1 EXISTING VAPOR MONITORING POINTS
- CORRIDORS/HALLWAYS
- OCCUPIED TENANT SPACE
- AREA 9 EXTENTS
- CIS 1,2-DCE above 1,000 ug/m3
- CIS 1,2-DCE above 10,000 ug/m3
- CIS 1,2-DCE above 100,000 ug/m3

* RESULTS ARE FROM DUPLICATE SAMPLE
NS NOT SAMPLED DUE TO WATER IN SAMPLE LINE
ND NOT DETECTED ABOVE THE REPORTING LIMIT
NA NOT ANALYZED

NOTE:
LOCATION NAMES AND APPROXIMATE FOOTPRINTS PROVIDED BY KEYPOINT PARTNERS.

0 200 400
SCALE IN FEET

PROJECT:
2020 ANNUAL CIS 1,2-DCE SOIL VAPOR MONITORING-MAIN BUILDING

LOCATION:
Former UNISYS Facility
Lake Success, New York 11042

TITLE:
NESTED WELL VAPOR SAMPLING DCE RESULTS (2011-2020)

amec

APPROVED	EW	FIGURE
PREPARED	EMP	3c
DRAFTED	BRT	
PROJECT#	3617187442	
DATE	05/27/20	

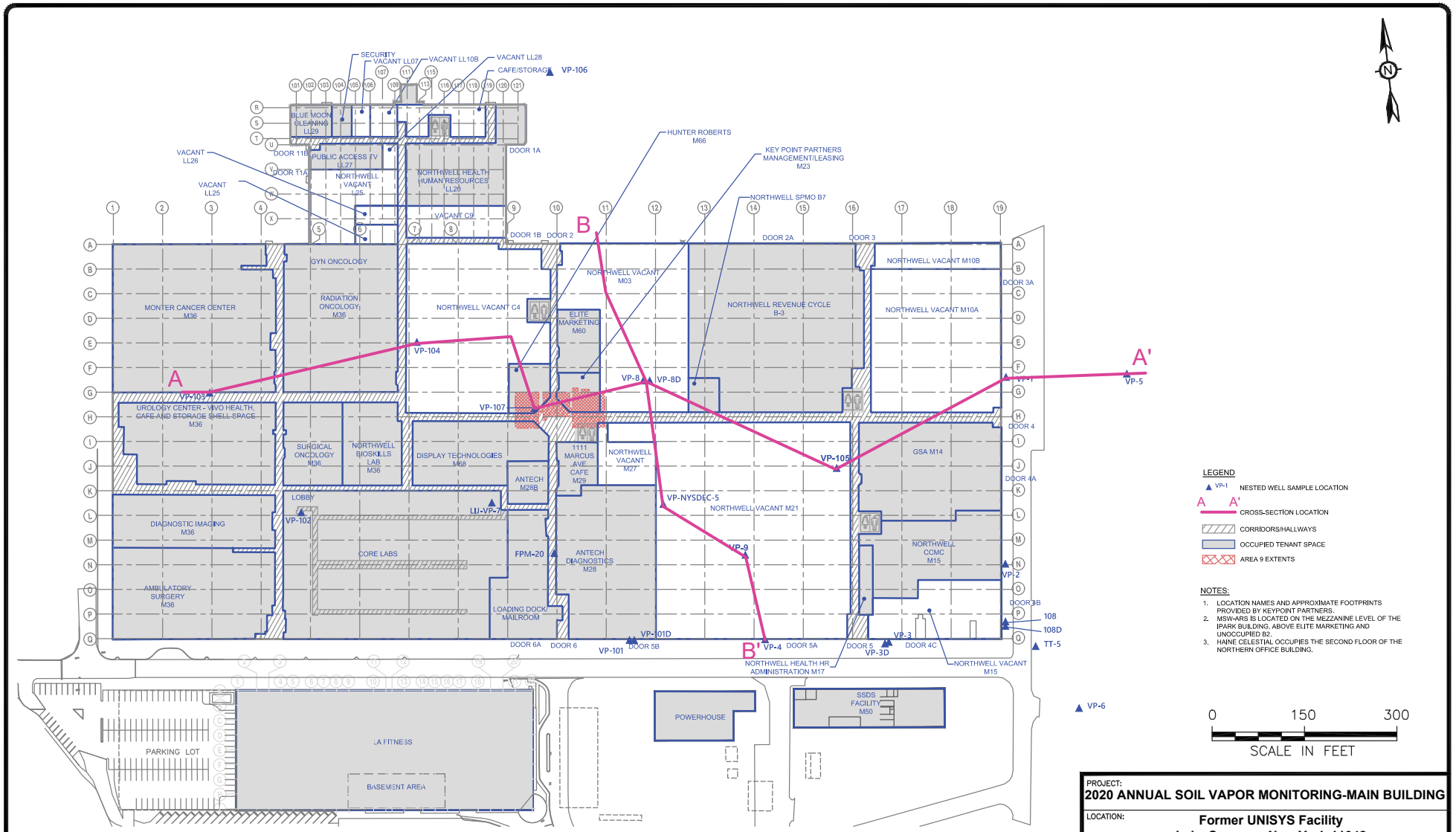

LEGEND

- ▲ VP-1 NESTED WELL SAMPLE LOCATION
- A A' CROSS-SECTION LOCATION
- CORRIDORS/HALLWAYS
- OCCUPIED TENANT SPACE
- AREA 9 EXTENTS

NOTES:

1. LOCATION NAMES AND APPROXIMATE FOOTPRINTS PROVIDED BY KEYPOINT PARTNERS.
2. MSW-ARS IS LOCATED ON THE MEZZANINE LEVEL OF THE IPARK BUILDING, ABOVE ELITE MARKETING AND UNOCCUPIED B2.
3. HAINE CELESTIAL OCCUPIES THE SECOND FLOOR OF THE NORTHERN OFFICE BUILDING.

0 150 300

SCALE IN FEET

PROJECT:
2020 ANNUAL SOIL VAPOR MONITORING-MAIN BUILDING

LOCATION:
Former UNISYS Facility
Lake Success, New York 11042

TITLE:
CROSS-SECTION LOCATION MAP

amec

APPROVED	EW
PREPARED	EMP
DRAFTED	BRT
PROJECT#	3617187442
DATE	05/01/20

FIGURE 4

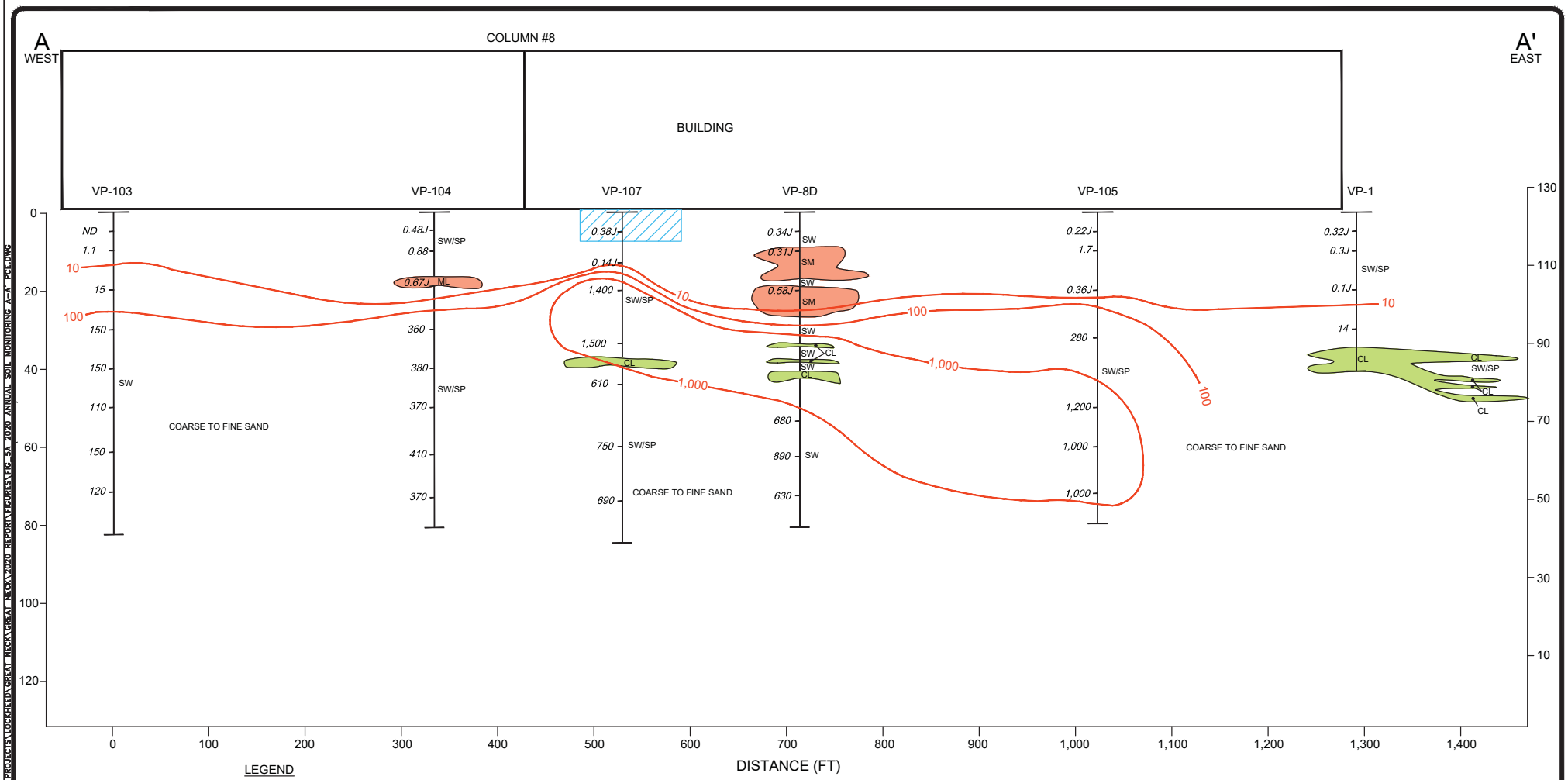

LEGEND

VP-1 ← WELL ID

15.7 ← PCE SOIL VAPOR CONCENTRATION IN MICROGRAMS PER CUBIC METER (ug/m^3)

100 ← INFERRED PCE SOIL VAPOR CONCENTRATION CONTOUR IN MICROGRAMS PER CUBIC METER (ug/m^3)

SW ← USCS SOIL CLASSIFICATION

← BORING

VERTICAL EXAGGERATION X5

20

0 100

HORIZONTAL SCALE IN FEET

NOTES:

1. J = ESTIMATED VALUE
2. ND = COMPOUND NOT DETECTED ABOVE METHOD DETECTION LIMIT.
3. DUPLICATE VALUES ARE REPRESENTED IN BRACKETS.
4. SEE ASSOCIATED DATA TABLES FOR NUMERICAL SUMMARY OF THE SOIL VAPOR RESULTS.
5. LITHOLOGIC DESCRIPTIONS OF SOIL ARE FROM DRAFT SUPPLEMENTAL PERCHED WATER INVESTIGATION REPORT DATED OCTOBER, 2011 PREPARED BY ARCADIS.
6. CROSS-SECTION LOCATION PRESENTED ON FIGURE 4.

PCE	TETRACHLOROETHENE
SW	WELL GRADED SANDS
SP	POORLY GRADED SANDS
	CLAY, CLAY & SAND, SILTY CLAY (CL)
	SAND & SILT (SM)
	FORMER PLATING PIT

PROJECT: 2020 ANNUAL PCE SOIL VAPOR MONITORING-MAIN BUILDING

LOCATION: Former UNISYS Facility
Lake Success, New York 11042

TITLE: CROSS SECTION A-A'
WITH PCE SOIL VAPOR CONCENTRATIONS

amec

APPROVED	EW
PREPARED	EMP
DRAFTED	BRT
PROJECT#	3617187442
DATE	05/27/20

FIGURE 5a

G:\USERS\BRANKO.TOMIC\ONEDRIVE - WOOD PLC\PROJECTS\LOCKHEED\GREAT NECK\2020 REPORT\FIGURES\FIG 5A 2020 ANNUAL SOIL MONITORING A-A' PLOT.DWG

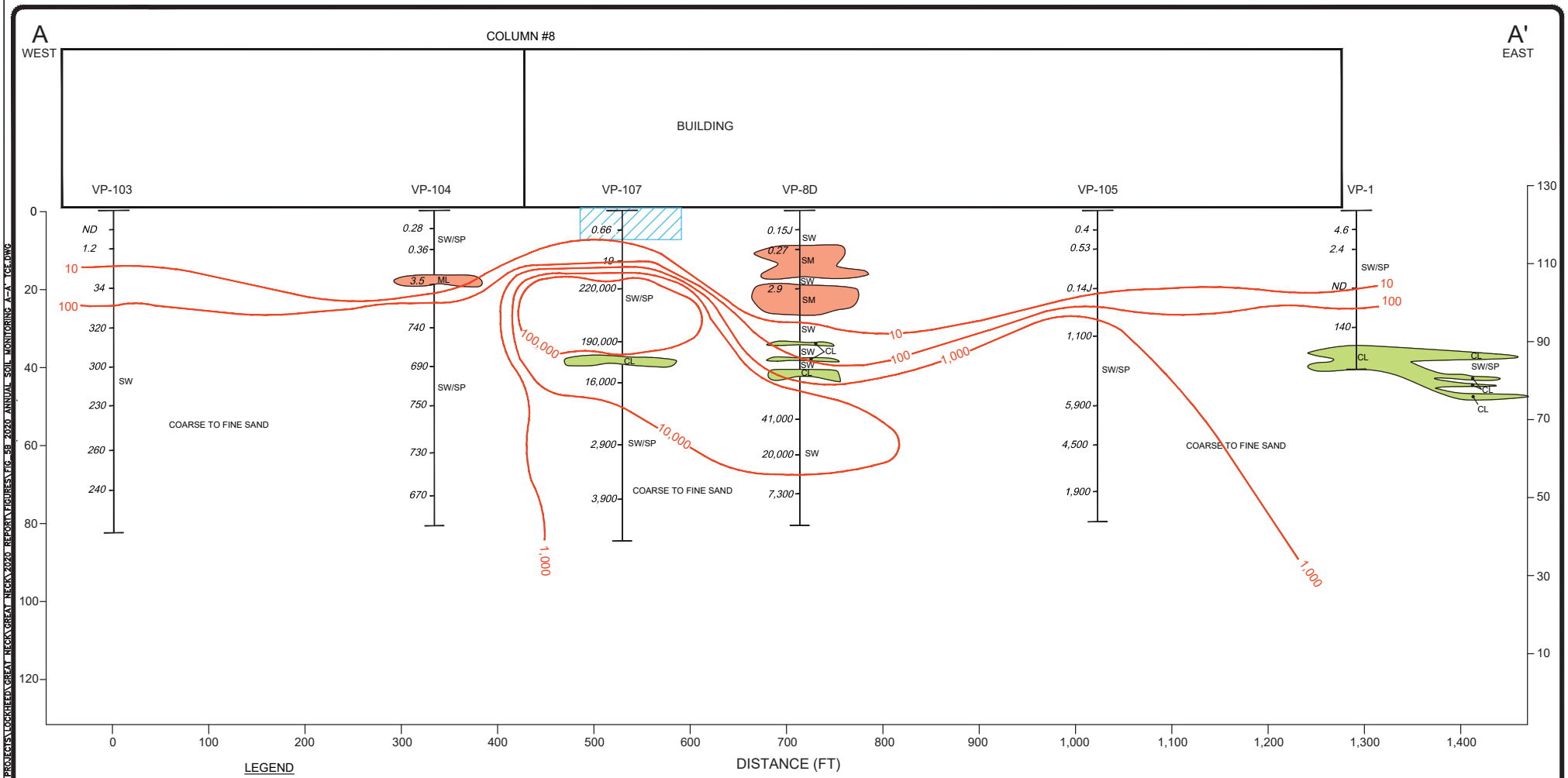

LEGEND

VP-1 ← WELL ID

15.7 ← TCE SOIL VAPOR CONCENTRATION IN MICROGRAMS PER CUBIC METER (ug/m^3)

100 ← INFERRED TCE SOIL VAPOR CONCENTRATION CONTOUR IN MICROGRAMS PER CUBIC METER (ug/m^3)

SW ← USCS SOIL CLASSIFICATION

← BORING

VERTICAL EXAGGERATION X5

20

0 100

HORIZONTAL SCALE IN FEET

NOTES:

1. J = ESTIMATED VALUE
2. ND = COMPOUND NOT DETECTED ABOVE METHOD DETECTION LIMIT.
3. DUPLICATE VALUES ARE REPRESENTED IN BRACKETS.
4. SEE ASSOCIATED DATA TABLES FOR NUMERICAL SUMMARY OF THE SOIL VAPOR RESULTS.
5. LITHOLOGIC DESCRIPTIONS OF SOIL ARE FROM DRAFT SUPPLEMENTAL PERCHED WATER INVESTIGATION REPORT DATED OCTOBER, 2011 PREPARED BY ARCADIS.
6. CROSS-SECTION LOCATION PRESENTED ON FIGURE 4.

TCE	TRICHLOROETHENE
SW	WELL GRADED SANDS
SP	POORLY GRADED SANDS
	CLAY, CLAY & SAND, SILTY CLAY (CL)
	SAND & SILT (SM)
	FORMER PLATING PIT

PROJECT: 2020 ANNUAL TCE SOIL VAPOR MONITORING-MAIN BUILDING

LOCATION: Former UNISYS Facility, Lake Success, New York 11042

TITLE: CROSS SECTION A-A' WITH TCE SOIL VAPOR CONCENTRATIONS

amec

APPROVED	EW
PREPARED	EMP
DRAFTED	BRT
PROJECT#	3617187442
DATE	05/27/20

FIGURE 5b

C:\USERS\BRANKO.TOMIC\ONEDRIVE - WOOD PLC\PROJECTS\LOCKHEED\GREAT NECK\2020 REPORT\FIGURES\F5-5B 2020 ANNUAL SOIL MONITORING A-A' TCE.DWG

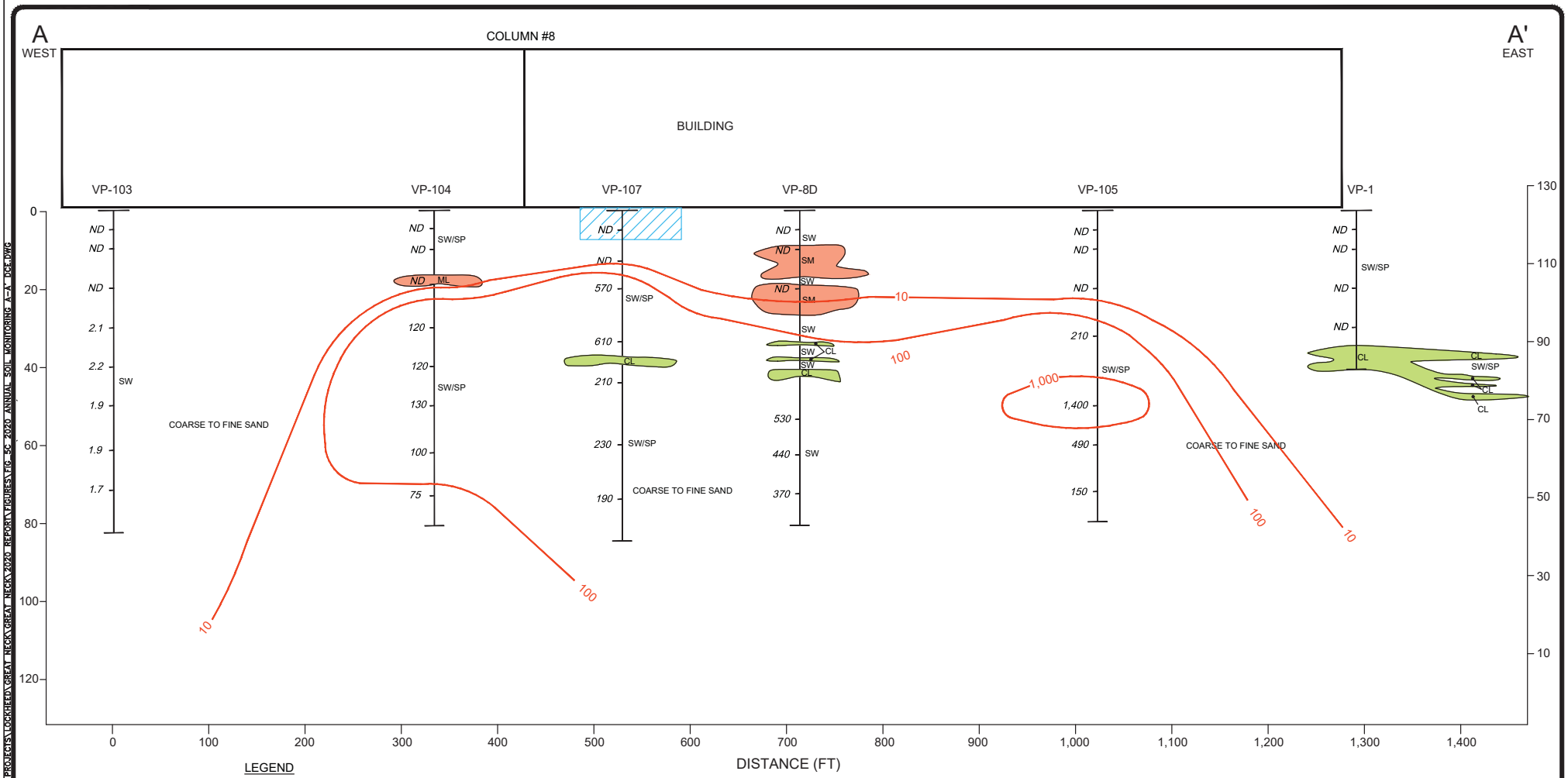

LEGEND

VP-1 — WELL ID

15.7 — DCE SOIL VAPOR CONCENTRATION IN MICROGRAMS PER CUBIC METER (ug/m^3)

100 — INFERRED DCE SOIL VAPOR CONCENTRATION CONTOUR IN MICROGRAMS PER CUBIC METER (ug/m^3)

SW — USCS SOIL CLASSIFICATION

BORING

VERTICAL EXAGGERATION X5

HORIZONTAL SCALE IN FEET

NOTES:

1. J = ESTIMATED VALUE
2. ND = COMPOUND NOT DETECTED ABOVE METHOD DETECTION LIMIT.
3. DUPLICATE VALUES ARE REPRESENTED IN BRACKETS.
4. SEE ASSOCIATED DATA TABLES FOR NUMERICAL SUMMARY OF THE SOIL VAPOR RESULTS.
5. LITHOLOGIC DESCRIPTIONS OF SOIL ARE FROM DRAFT SUPPLEMENTAL PERCHED WATER INVESTIGATION REPORT DATED OCTOBER, 2011 PREPARED BY ARCADIS.
6. CROSS-SECTION LOCATION PRESENTED ON FIGURE 4.

DCE	CIS-1,2-DICHLOROETHENE
SW	WELL GRADED SANDS
SP	POORLY GRADED SANDS
	CLAY, CLAY & SAND, SILTY CLAY (CL)
	SAND & SILT (SM)
	FORMER PLATING PIT

PROJECT: 2020 ANNUAL CIS 1,2-DCE SOIL VAPOR MONITORING-MAIN BUILDING

LOCATION: Former UNISYS Facility, Lake Success, New York 11042

TITLE: CROSS SECTION A-A' WITH DCE SOIL VAPOR CONCENTRATIONS

amec

APPROVED	EW
PREPARED	EMP
DRAFTED	BRT
PROJECT#	3617187442
DATE	05/27/20

FIGURE 5c

C:\USERS\BRANKO.TOMIC\ONEDRIVE - WOOD PLC\PROJECTS\LOCKHEED\GREAT NECK\2020 REPORT\FIGURES\FIG 5C 2020 ANNUAL SOIL MONITORING A-A' DCE.DWG

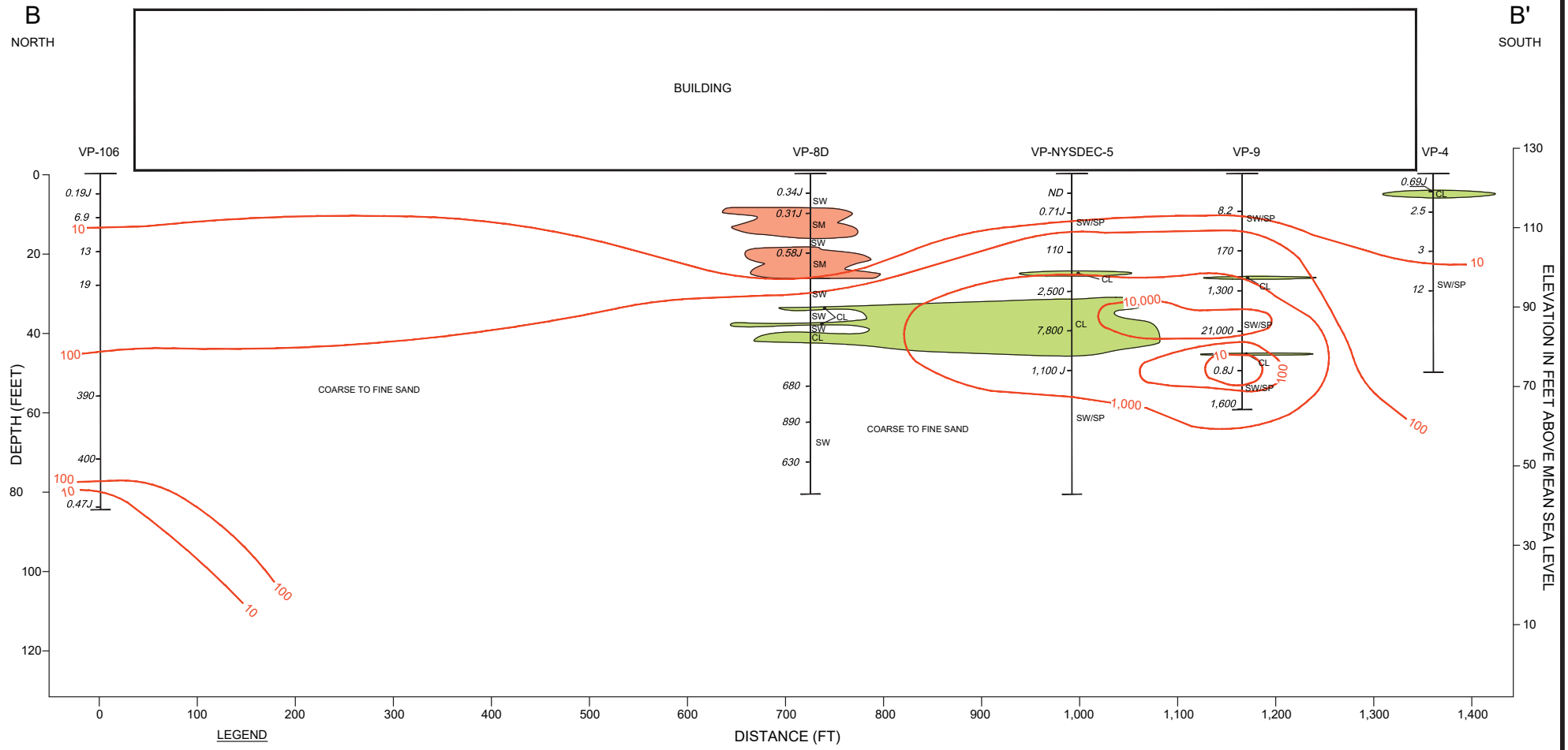

LEGEND

VP-1 ← WELL ID

15.7 ← PCE SOIL VAPOR CONCENTRATION IN MICROGRAMS PER CUBIC METER (ug/m^3)

100 ← INFERRED PCE SOIL VAPOR CONCENTRATION CONTOUR IN MICROGRAMS PER CUBIC METER (ug/m^3)

SW ← USCS SOIL CLASSIFICATION

← BORING

VERTICAL EXAGGERATION X5

20

0 100

HORIZONTAL SCALE IN FEET

NOTES:

1. J = ESTIMATED VALUE
2. ND = COMPOUND NOT DETECTED ABOVE METHOD DETECTION LIMIT.
3. DUPLICATE VALUES ARE REPRESENTED IN BRACKETS.
4. SEE ASSOCIATED DATA TABLES FOR NUMERICAL SUMMARY OF THE SOIL VAPOR RESULTS.
5. LITHOLOGIC DESCRIPTIONS OF SOIL ARE FROM DRAFT SUPPLEMENTAL PERCHED WATER INVESTIGATION REPORT DATED OCTOBER, 2011 PREPARED BY ARCADIS.
6. CROSS-SECTION LOCATION PRESENTED ON FIGURE 4.

PCE	TETRACHLOROETHENE
SW	WELL GRADED SANDS
SP	POORLY GRADED SANDS
	CLAY, CLAY & SAND, SILTY CLAY (CL)
	SAND & SILT (SM)
	FORMER PLATING PIT

PROJECT: 2020 ANNUAL PCE SOIL VAPOR MONITORING-MAIN BUILDING

LOCATION: Former UNISYS Facility
Lake Success, New York 11042

TITLE: CROSS SECTION B-B'
WITH PCE SOIL VAPOR CONCENTRATIONS

amec

APPROVED	EW
PREPARED	EMP
DRAFTED	BRT
PROJECT#	3617187442
DATE	05/27/20

FIGURE 6a

C:\USERS\BRANKO.TOMIC\ONEDRIVE - WOOD PLC\PROJECTS\LOCKHEED\GREAT NECK\GREAT NECK\2020 REPORT\FIGURES\FIG_6A 2020 ANNUAL SOIL MONITORING B-B' PCE.DWG

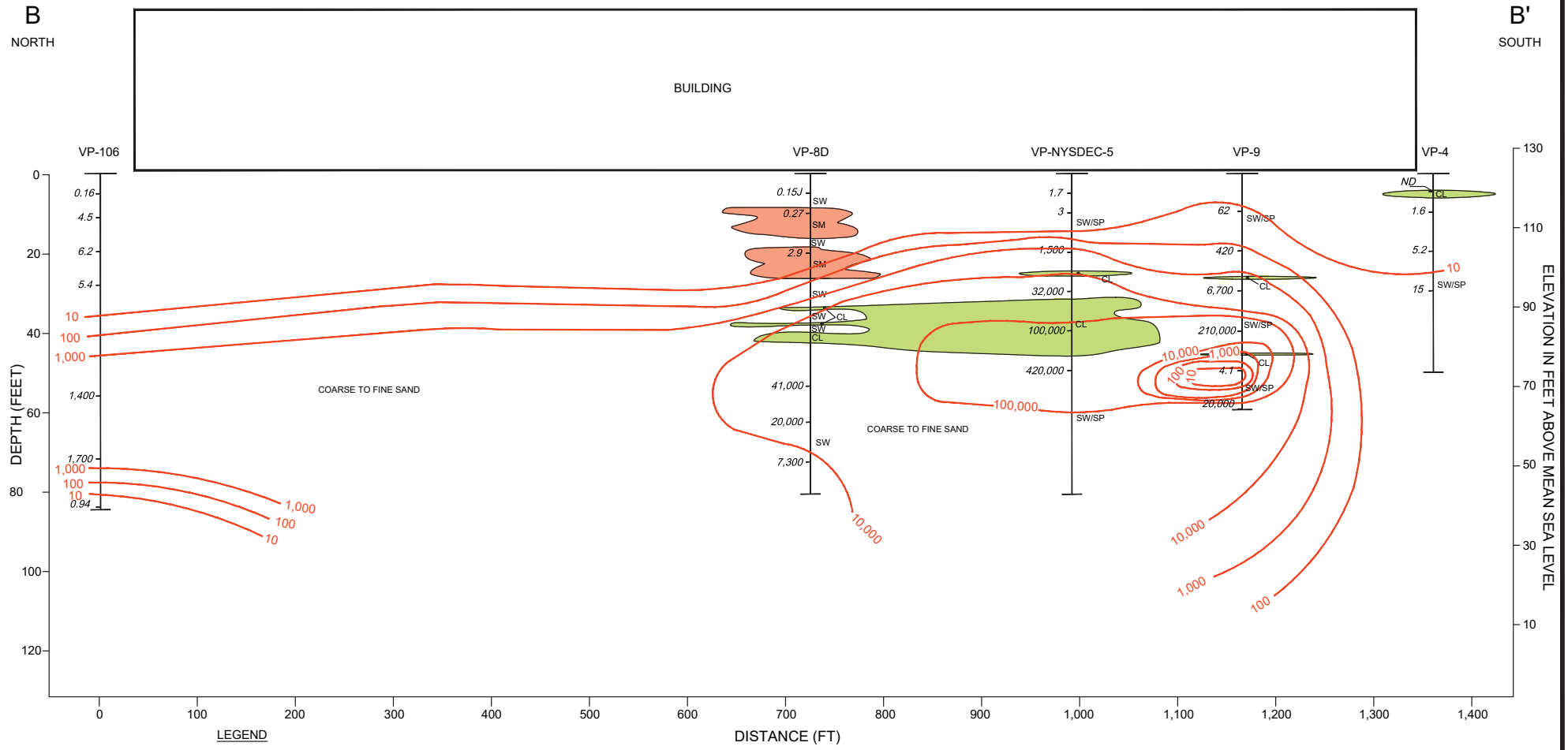

LEGEND

VP-1 ← WELL ID

15.7 ← TCE SOIL VAPOR CONCENTRATION IN MICROGRAMS PER CUBIC METER (ug/m^3)

100 ← INFERRED TCE SOIL VAPOR CONCENTRATION CONTOUR IN MICROGRAMS PER CUBIC METER (ug/m^3)

SW ← USCS SOIL CLASSIFICATION

← BORING

VERTICAL EXAGGERATION X5

20

0 100

HORIZONTAL SCALE IN FEET

NOTES:

1. J = ESTIMATED VALUE
2. ND = COMPOUND NOT DETECTED ABOVE METHOD DETECTION LIMIT.
3. DUPLICATE VALUES ARE REPRESENTED IN BRACKETS.
4. SEE ASSOCIATED DATA TABLES FOR NUMERICAL SUMMARY OF THE SOIL VAPOR RESULTS.
5. LITHOLOGIC DESCRIPTIONS OF SOIL ARE FROM DRAFT SUPPLEMENTAL PERCHED WATER INVESTIGATION REPORT DATED OCTOBER, 2011 PREPARED BY ARCADIS.
6. CROSS-SECTION LOCATION PRESENTED ON FIGURE 4.

TCE	TRICHLOROETHENE
SW	WELL GRADED SANDS
SP	POORLY GRADED SANDS
	CLAY, CLAY & SAND, SILTY CLAY (CL)
	SAND & SILT (SM)
	FORMER PLATING PIT

PROJECT: 2020 ANNUAL TCE SOIL VAPOR MONITORING-MAIN BUILDING

LOCATION: Former UNISYS Facility
Lake Success, New York 11042

TITLE: CROSS SECTION B-B'
WITH TCE SOIL VAPOR CONCENTRATIONS

amec

APPROVED	EW
PREPARED	EMP
DRAFTED	BRT
PROJECT#	3617187442
DATE	05/27/20

FIGURE 6b

C:\USERS\BRANKO.TOMIC\ONEDRIVE - WOOD PLC\PROJECTS\LOCKHEED\GREAT NECK\GREAT NECK\2020 REPORT\FIGURES\FIG_6B_2020_ANNUAL_SOIL_MONITORING_B-B'_TCE.DWG

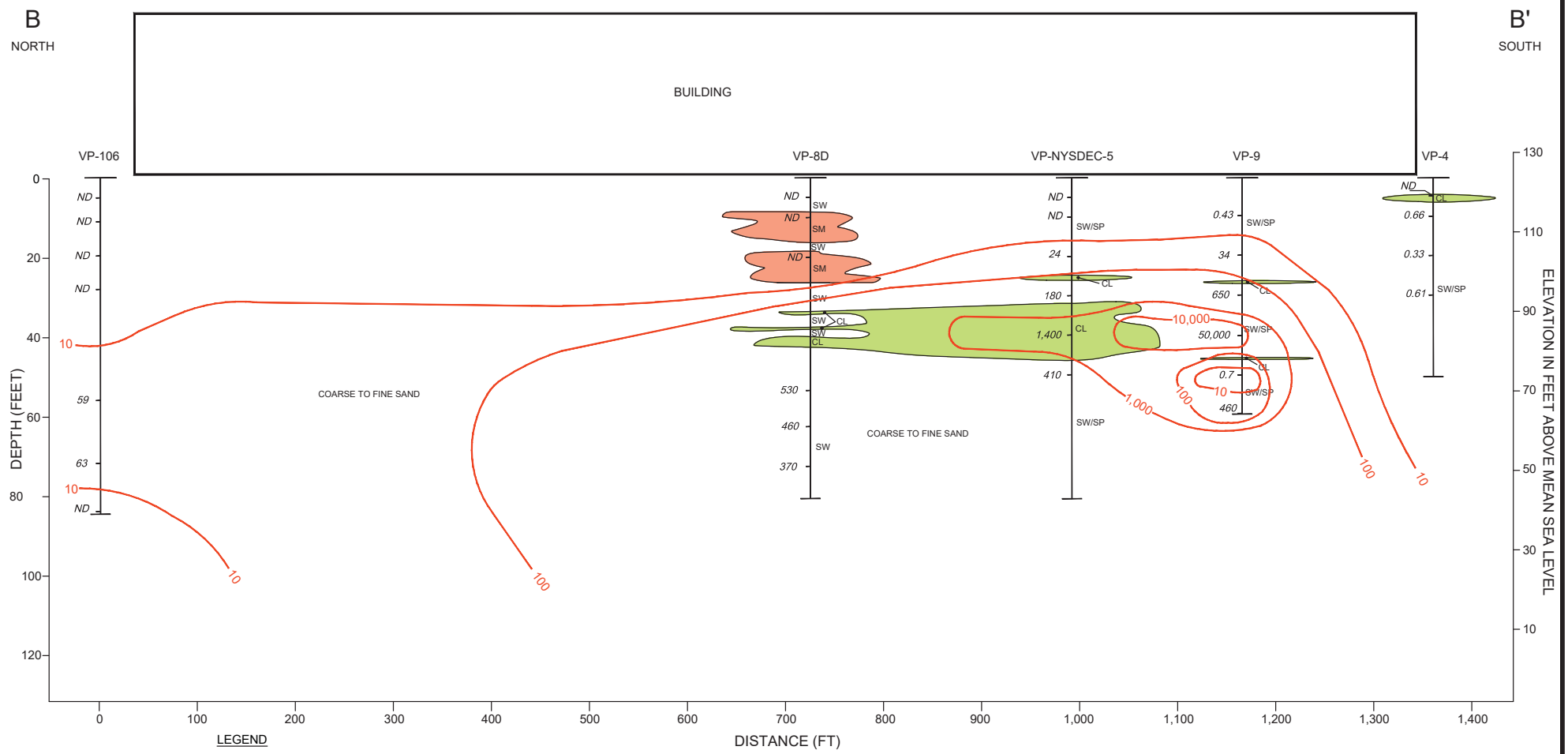

LEGEND

VP-1 ← WELL ID

15.7 ← DCE SOIL VAPOR CONCENTRATION IN MICROGRAMS PER CUBIC METER (ug/m^3)

100 ← INFERRED DCE SOIL VAPOR CONCENTRATION CONTOUR IN MICROGRAMS PER CUBIC METER (ug/m^3)

SW ← USCS SOIL CLASSIFICATION

← BORING

VERTICAL EXAGGERATION X5

20

0 100

HORIZONTAL SCALE IN FEET

NOTES:

1. J = ESTIMATED VALUE
2. ND = COMPOUND NOT DETECTED ABOVE METHOD DETECTION LIMIT.
3. DUPLICATE VALUES ARE REPRESENTED IN BRACKETS.
4. SEE ASSOCIATED DATA TABLES FOR NUMERICAL SUMMARY OF THE SOIL VAPOR RESULTS.
5. LITHOLOGIC DESCRIPTIONS OF SOIL ARE FROM DRAFT SUPPLEMENTAL PERCHED WATER INVESTIGATION REPORT DATED OCTOBER, 2011 PREPARED BY ARCADIS.
6. CROSS-SECTION LOCATION PRESENTED ON FIGURE 4.

DCE	CIS-1,2-DICHLOROETHENE
SW	WELL GRADED SANDS
SP	POORLY GRADED SANDS
	CLAY, CLAY & SAND, SILTY CLAY (CL)
	SAND & SILT (SM)
	FORMER PLATING PIT

PROJECT: 2020 ANNUAL CIS 1,2-DCE SOIL VAPOR MONITORING-MAIN BUILDING

LOCATION: Former UNISYS Facility
Lake Success, New York 11042

TITLE: CROSS SECTION B-B'
WITH DCE SOIL VAPOR CONCENTRATIONS

amec

APPROVED	EW
PREPARED	EMP
DRAFTED	BRT
PROJECT#	3617187442
DATE	05/27/20

FIGURE 6c

C:\USERS\BRANKO.TOMIC\ONEDRIVE - WOOD PLC\PROJECTS\LOCKHEED\GREAT NECK\GREAT NECK\2020 REPORT\FIGURES\FIG_6C_2020_ANNUAL_SOIL_MONITORING_B-B'_DCE.DWG

TABLES

Table 1 Summary of 2020 Soil Vapor Samples from Existing Nested Wells
Table 2 Nested Well Soil Vapor Analytical Results

TABLE 1
Summary of 2020 Soil Vapor Samples from Existing Nested Wells
Former Unisys Facility, Lake Sucess, New York

Tenant	Location	Date	Nested Well	Soil Vapor Sample ID	Duplicate Sample ID
Core Labs	Interior	2/29/20	VP-102	VP-102-4.5	-
				VP-102-8.5	
				VP102-19.5	
				VP-102-51.5	
				VP-102-57.5	
				VP-102-61.5	
				VP-102-73.5	
Hallway adjacent to Monter Cancer Center	Interior	2/29/20	VP-103	VP-103-5	-
				VP-103-10	
				VP-103-20	
				VP-103-30	
				VP-103-40	
				VP-103-50	
				VP-103-61.5	
				VP-103-74.5	
Northwell Vacant C4	Interior	3/3/20	VP-104	VP-104-5	-
				VP-104-10	
				VP-104-19	
				VP-104-30	
				VP-104-40	
				VP-104-50	
				VP-104-62	
				VP-104-73	
Hunter Roberts	Interior	3/3/20	VP-107	VP-107-5	-
				VP-107-13	
				VP-107-20	VP-107-100
				VP-107-33.5	VP-107-200
				VP-107-44	VP-107-300
				VP-107-60	-
				VP-10-74	
Core Labs	Interior	2/29/20	LIJ-VP-7	LIJ-VP-7-5	-
				LIJ-VP-7-10	
				LIJ-VP-7-20	
				LIJ-VP-7-30	LIJ-VP-7-100
				LIJ-VP-7-40	-
				LIJ-VP-7-50	
Hallway adjacent to Antech Diagnostics	Interior	2/29/20	FPM-20	FPM-20-5	-
				FPM-20-9.4	
Northwell Vacant M03	Interior	3/6/20	VP-8	VP-8-5	-
				VP-8-10	
				VP-8-20	
Northwell Vacant M03	Interior	3/6/20	VP-8D	VP-8D-53.5	VP-8D-100
				VP-8D-62.5	VP-8D-200
				VP-8D-72.5	-
Northwell Vacant M21	Interior	3/2/20	VP-NYSDEC-5	VP-NYSDEC-5-5	-
				VP-NYSDEC-5-10	
				VP-NYSDEC-5-20	
				VP-NYSDEC-5-30	VP-NYSDEC-5-100
				VP-NYSDEC-5-40	VP-NYSDEC-5-200
				VP-NYSDEC-5-50	VP-NYSDEC-5-300
Northwell Vacant M21	Interior	3/2/20	VP-9	VP-9-10	-
				VP-9-20	
				VP-9-30	
				VP-9-40	VP-9-100
				VP-9-50	-
				VP-9-60	
Northwell Vacant M21	Interior	3/2/20	VP-105	VP-105-5	-
				VP-105-10	
				VP-105-20	
				VP-105-32	
				VP-105-50	
				VP-105-60	
				VP-105-72	

Prepared by: EMP
Checked by: EAW

TABLE 1
Summary of 2020 Soil Vapor Samples from Existing Nested Wells
Former Unisys Facility, Lake Sucess, New York

Tenant	Location	Date	Nested Well	Soil Vapor Sample ID	Duplicate Sample ID
Outside - East of Main Bldg.	Exterior	2/28/20	VP-1	VP-1-5	-
				VP-1-10	
				VP-1-20	
				VP-1-30	
Outside - East of Main Bldg.	Exterior	2/28/20	VP-2	VP-2-5	-
				VP-2-10	
				VP-2-20	
				VP-2-30	
Outside - South of Main Bldg.	Exterior	2/27/20	VP-3	VP-3-5	-
				VP-3-10	
				VP-3-20	
				VP-3-30	
Outside - South of Main Bldg.	Exterior	2/27/20	VP-3D	VP-3D-40	-
				VP-3D-51	
				VP-3D-61	
				VP-3D-73	
Outside - South of Main Bldg.	Exterior	2/27/20	VP-4	VP-4-5	-
				VP-4-10	
				VP-4-20	
				VP-4-30	
Outside - East of Main Bldg.	Exterior	2/28/20	VP-5	VP-5-5	-
				VP-5-10	
				VP-5-20	
		2/29/20		VP-5-30	
Outside - North of Main Bldg.	Exterior	3/2/20	VP-106	VP-106-5	-
				VP-106-11	
				VP-106-19.5	
				VP-106-28	
				VP-106-56	
				VP-106-72	
				VP-106-84	
Outside - East of Main Bldg.	Exterior	2/28/20	VP-108	VP-108-5	-
				VP-108-10	
				VP-108-20	
				VP-108-29.5	VP-108-100
Outside - East of Main Bldg.	Exterior	2/28/20	VP-108D	VP-108D-50.5	-
				VP-108D-60	
				VP-108D-70	
Outside - East of Main Bldg.	Exterior	2/27/20	VP-101	VP-101-5	-
				VP-101-15	
				VP-108-27	

Prepared by: EMP
Checked by: EAW

Table 2
Nested Well Soil Vapor Analytical Results
Former Unisys Facility, Lake Success, New York

Location	VP-102-4.5		VP-102-8.5		VP-102-19.5		VP-102-51.5		VP-102-57.5		VP-102-61.5		VP-102-73.5		VP-103-5		VP-103-10		VP-103-20	
Sample Date	2/29/2020		2/29/2020		2/29/2020		2/29/2020		2/29/2020		2/29/2020		2/29/2020		2/29/2020		2/29/2020		2/29/2020	
Sample ID	VP-102-4.5		VP-102-8.5		VP-102-19.5		VP-102-51.5		VP-102-57.5		VP-102-61.5		VP-102-73.5		VP-103-5		VP-103-10		VP-103-20	
Lab Sample ID	P2001320		P2001320		P2001320		P2001320		P2001320		P2001320		P2001320		P2001320-017		P2001320		P2001320	
QC Code	FS		FS		FS		FS		FS		FS		FS		FS		FS		FS	
Matrix	AIR		AIR		AIR		AIR		AIR		AIR		AIR		AIR		AIR		AIR	
Units	UG/M3		UG/M3		UG/M3		UG/M3		UG/M3		UG/M3		UG/M3		UG/M3		UG/M3		UG/M3	
Parameter (UG/M3)	Result	Qualifier	Result	Qualifier	Result	Qualifier	Result	Qualifier	Result	Qualifier	Result	Qualifier	Result	Qualifier	Result	Qualifier	Result	Qualifier	Result	Qualifier
1,1,1-Trichloroethane	0.93	U	0.82	U	0.91	U	0.76	J	0.75	J	0.68	J	0.73	J	0.87	U	0.86	U	0.84	U
1,1,2,2-Tetrachloroethane	0.93	U	0.82	U	0.91	U	0.84	U	0.79	U	0.88	U	0.85	U	0.87	U	0.86	U	0.84	U
1,1,2-Trichloro-1,2,2-Trifluoroethane	0.49	J	0.52	J	0.55	J	14		13		10		8.5		0.5	J	0.55	J	1	
1,1,2-Trichloroethane	0.93	U	0.82	U	0.91	U	0.84	U	0.79	U	0.88	U	0.85	U	0.87	U	0.86	U	0.84	U
1,1-Dichloroethane	0.95	U	0.84	U	0.92	U	0.85	U	0.81	U	0.9	U	0.87	U	0.89	U	0.87	U	0.85	U
1,1-Dichloroethene	0.19	U	0.17	U	0.18	U	0.13	J	0.11	J	0.18	U	0.17	U	0.18	U	0.17	U	0.17	U
1,2,4-Trichlorobenzene	0.93	U	0.82	U	0.91	U	0.84	U	0.79	U	0.88	U	0.85	U	0.87	U	0.86	U	0.84	U
1,2,4-Trimethylbenzene	0.44	J	0.38	J	0.39	J	0.44	J	0.44	J	0.38	J	0.42	J	0.4	J	0.26	J	0.51	J
1,2-Dibromo-3-chloropropane	0.91	U	0.81	U	0.89	U	0.82	U	0.78	U	0.86	U	0.84	U	0.85	U	0.84	U	0.82	U
1,2-Dibromoethane	0.93	U	0.82	U	0.91	U	0.84	U	0.79	U	0.88	U	0.85	U	0.87	U	0.86	U	0.84	U
1,2-Dichloro-1,1,2,2-tetrafluoroethane	0.91	U	0.81	U	0.89	U	0.82	U	0.78	U	0.86	U	0.84	U	0.85	U	0.84	U	0.82	U
1,2-Dichlorobenzene	0.93	U	0.82	U	0.91	U	0.84	U	0.79	U	0.88	U	0.85	U	0.87	U	0.86	U	0.84	U
1,2-Dichloroethane	0.93	U	0.82	U	0.91	U	0.84	U	0.79	U	0.88	U	0.85	U	0.87	U	0.86	U	0.84	U
1,2-Dichloroethene (total)	0.93	U	0.82	U	0.91	U	4.8		4.5		3.2		2.7		0.87	U	0.86	U	0.84	U
1,2-Dichloropropane	0.93	U	0.82	U	0.91	U	0.84	U	0.79	U	0.88	U	0.85	U	0.87	U	0.86	U	0.84	U
1,3,5-Trimethylbenzene	0.91	U	0.81	U	0.89	U	0.82	U	0.78	U	0.86	U	0.84	U	0.85	U	0.84	U	0.13	J
1,3-Butadiene	0.91	U	0.81	U	0.89	U	0.82	U	0.78	U	0.86	U	0.84	U	0.85	U	0.84	U	0.82	U
1,3-Dichlorobenzene	0.93	U	0.82	U	0.91	U	0.84	U	0.79	U	0.88	U	0.85	U	0.87	U	0.86	U	0.84	U
1,4-Dichlorobenzene	0.93	U	0.82	U	0.91	U	0.84	U	0.79	U	0.88	U	0.85	U	0.87	U	0.86	U	0.15	J
1,4-Dioxane	0.93	U	0.82	U	0.91	U	0.84	U	0.79	U	0.88	U	0.85	U	0.87	U	0.86	U	0.84	U
2-Butanone	0.99	J	1.7		1.9		2		3.1		1.8		1.7	J	1.8	U	0.87	J	0.82	J
2-Hexanone	0.22	J	0.38	J	0.47	J	0.45	J	0.65	J	0.46	J	0.85	U	0.87	U	0.26	J	0.16	J
2-Propanol	71		73		4.2		3.8		3.1	U	13		8.1		11		6.8		140	
4-Ethyltoluene	0.93	U	0.82	U	0.91	U	0.84	U	0.79	U	0.88	U	0.85	U	0.87	U	0.86	U	0.84	U
4-Methyl-2-pentanone	0.91	U	0.81	U	0.89	U	0.82	U	0.78	U	0.86	U	0.84	U	0.85	U	0.84	U	0.82	U
Acetic acid, methyl ester	0.86	U	0.76	U	0.84	U	0.78	U	0.74	U	0.82	U	0.79	U	0.81	U	0.8	U	0.78	U
Acetone	20		45		11		11		24		10		10		6.5	J	5	J	11	
Allyl chloride	0.93	U	0.82	U	0.91	U	0.84	U	0.79	U	0.88	U	0.85	U	0.87	U	0.86	U	0.84	U
Benzene	0.47	J	0.44	J	0.34	J	0.2	J	0.25	J	0.24	J	0.13	J	0.63	J	0.19	J	0.42	J
Bromodichloromethane	0.93	U	0.82	U	0.91	U	4.1		0.92		0.56	J	0.77	J	0.87	U	0.86	U	0.84	U
Bromoform	0.93	U	0.82	U	0.91	U	4.4		0.78	J	0.18	J	0.24	J	0.87	U	0.86	U	0.84	U
Bromomethane	0.93	U	0.82	U	0.91	U	0.84	U	0.79	U	0.88	U	0.85	U	0.87	U	0.86	U	0.84	U
Carbon disulfide	1.9	U	1.7	U	1.8	U	1.7	U	1.6	U	1.8	U	1.4	J	1.8	U	1.7	U	1.7	U
Carbon tetrachloride	0.43		0.41		0.44		0.72		0.67		0.6		0.56		0.44		0.44		1.3	
Chlorobenzene	0.93	U	0.82	U	0.91	U	0.84	U	0.79	U	0.88	U	0.85	U	0.87	U	0.86	U	0.84	U
Chlorodifluoromethane	1.2		0.76	U	0.85		0.78	U	0.74	U	0.82	U	0.79	U	0.81	U	0.8	U	0.78	U
Chloroethane	0.93	U	0.82	U	0.91	U	0.84	U	0.79	U	0.88	U	0.85	U	0.87	U	0.86	U	0.84	U
Chloroform	0.13	J	0.16	J	0.4	J	4.7		2.7		2.1		2.7		0.87	U	1.8		1	
Chloromethane	0.63	J	0.53	J	0.89	U	0.82	U	0.78	U	0.86	U	0.84	U	0.34	J	0.84	U	0.37	J
cis-1,2-Dichloroethene	0.19	U	0.17	U	0.18	U	4.6		4.3		3.2		2.7		0.18	U	0.17	U	0.17	U
cis-1,3-Dichloropropene	0.89	U	0.79	U	0.87	U	0.81	U	0.76	U	0.85	U	0.82	U	0.84	U	0.83	U	0.81	U
Cyclohexane	1.9	U	1.7	U	1.8	U	1.7	U	1.6	U	1.8	U	1.7	U	1.8	U	1.7	U	1.7	U
Dibromochloromethane	0.93	U	0.82	U	0.91	U	7.1		1.2		0.48	J	0.68	J	0.87	U	0.86	U	0.84	U
Dichlorodifluoromethane	2.4		2.4		2.3		2.3		2.3		2.3		2.3		2.3		2.2		2.4	
Difluoroethane	3		2.2		37		0.78	U	0.74	U	0.82	U	0.79	U	47		12		53	
Ethylbenzene	0.21	J	0.73	J	0.13	J	0.18	J	0.13	J	0.22	J	0.14	J	0.87	U	0.86	U	0.13	J
Freon 115	0.86	U	0.76	U	0.84	U	0.78	U	0.74	U	0.82	U	0.79	U	0.81	U	0.8	U	0.78	U
Freon 123	0.86	U	0.76	U	0.84	U	0.78	U	0.74	U	0.82	U	0.79	U	0.81	U	0.8	U	0.78	U
Hexachlorobutadiene	0.91	U	0.81	U	0.89	U	0.82	U	0.78	U	0.86	U	0.84	U	0.85	U	0.84	U	0.82	U
Hexane	0.93	U	0.21	J	0.91	U	0.84	U	0.19	J	0.88	U	0.85	U	0.24	J	0.86	U	0.84	U
Isopropylbenzene	0.93	U	0.82	U	0.91	U	0.84	U	0.79	U	0.88	U	0.85	U	0.87	U	0.86	U	0.84	U
Methyl cyclohexane	0.86	U	0.76	U	0.84	U	0.78	U	0.74	U	0.82	U	0.79	U	0.81	U	0.8	U	0.78	U
Methyl Tertbutyl Ether	0.93	U	0.82	U	0.91	U	0.18	J	0.79	U	0.88	U	0.85	U	0.87	U	0.86	U	0.84	U
Methylene chloride	0.35	J	0.36	J	0.33	J	0.82	U	0.78	U	0.86	U	0.84	U	0.42	J	0.84	U	0.33	J
Styrene	0.91	U	0.81	U	0.89	U	0.82	U	0.78	U	0.86	U	0.84	U	0.85	U	0.84	U	0.82	U
Tetrachloroethene	0.89	U	1.5		1		250		250		170		200		0.84	U	1.1		15	
Toluene	0.65	J	1.1		0.33	J	1.5		1.4		0.86	J	0.9		0.5	J	0.39	J	0.47	J
trans-1,2-Dichloroethene	0.93	U	0.82	U	0.91	U	0.17	J	0.23	J	0.88	U	0.85	U	0.87	U	0.86	U	0.84	U
trans-1,3-Dichloropropene	0.91	U	0.81	U	0.89	U	0.82	U	0.78	U	0.86	U	0.84	U	0.85	U	0.84	U	0.82	U
Trichloroethene	0.19	U	0.17	U	0.53		380		370		310		290		0.25	U	1.2		34	
Trichlorofluoromethane	1.2		1.3		1.2		2.7		3.1		2.4		2.2		1.2		1.2		1.4	
Vinyl chloride	0.19	U	0.17	U	0.18	U	0.17	U	0.16	U	0.18	U	0.17	U	0.18	U	0.17	U	0.17	U
Xylene, o	0.26	J	0.77	J	0.18	J	0.23	J	0.19	J	0.25	J	0.19	J	0.15	J	0.86	U	0.2	J
Xylenes (m&p)	0.83	J	2.6		0.52	J	0.76	J	0.57	J	0.81	J	0.6	J	0.39	J	0.28	J	0.47	J

Prepared by: EMP
Checked by: EAW

Table 2
Nested Well Soil Vapor Analytical Results
Former Unisys Facility, Lake Success, New York

Location	VP-103-30		VP-103-40		VP-103-50		VP-103-61.5		VP-103-74.5		VP-104-5		VP-104-10		VP-104-19		VP-104-30		VP-104-40	
Sample Date	2/29/2020		2/29/2020		2/29/2020		2/29/2020		2/29/2020		3/3/2020		3/3/2020		3/3/2020		3/3/2020		3/3/2020	
Sample ID	VP-103-30		VP-103-40		VP-103-50		VP-103-61.5		VP-103-74.5		VP-104-5		VP-104-10		VP-104-19		VP-104-30		VP-104-40	
Lab Sample ID	P2001320		P2001320		P2001320		P2001320		P2001320		P2001313-003		P2001313-004		P2001313-005		P2001313-006		P2001313-007	
QC Code	FS		FS		FS		FS		FS		FS		FS		FS		FS		FS	
Matrix	AIR		AIR		AIR		AIR		AIR		AIR		AIR		AIR		AIR		AIR	
Units	UG/M3		UG/M3		UG/M3		UG/M3		UG/M3		UG/M3		UG/M3		UG/M3		UG/M3		UG/M3	
Parameter (UG/M3)	Result	Qualifier	Result	Qualifier	Result	Qualifier	Result	Qualifier	Result	Qualifier	Result	Qualifier	Result	Qualifier	Result	Qualifier	Result	Qualifier	Result	Qualifier
1,1,1-Trichloroethane	0.45	J	0.38	J	0.3	J	0.38	J	0.42	J	0.79	U	0.83	U	0.78	U	0.7	J	0.77	J
1,1,2,2-Tetrachloroethane	0.82	U	0.82	U	0.83	U	0.83	U	0.73	U	0.79	U	0.83	U	0.78	U	0.81	U	3.4	U
1,1,2-Trichloro-1,2,2-Trifluoroethane	6.4		4.9		2.6		2.9		2.9		0.69	J	0.72	J	0.7	J	40		44	
1,1,2-Trichloroethane	0.82	U	0.82	U	0.83	U	0.83	U	0.73	U	0.79	U	0.83	U	0.78	U	0.16	J	3.4	U
1,1-Dichloroethane	0.83	U	0.83	U	0.85	U	0.84	U	0.74	U	0.8	U	0.84	U	0.8	U	0.12	J	3.4	U
1,1-Dichloroethene	0.17	U	0.17	U	0.17	U	0.17	U	0.15	U	0.16	U	0.17	U	0.16	U	0.3		0.69	U
1,2,4-Trichlorobenzene	0.82	U	0.82	U	0.83	U	0.83	U	0.73	U	0.79	U	0.83	U	0.78	U	0.81	U	3.4	U
1,2,4-Trimethylbenzene	3.1		0.38	J	0.66	J	0.21	J	0.58	J	0.68	J	0.23	J	1.3		0.26	J	3.4	U
1,2-Dibromo-3-chloropropane	0.8	U	0.8	U	0.82	U	0.81	U	0.72	U	0.77	U	0.81	U	0.77	U	0.8	U	3.3	U
1,2-Dibromoethane	0.82	U	0.82	U	0.83	U	0.83	U	0.73	U	0.79	U	0.83	U	0.78	U	0.81	U	3.4	U
1,2-Dichloro-1,1,2,2-tetrafluoroethane	0.8	U	0.8	U	0.82	U	0.81	U	0.72	U	0.77	U	0.81	U	0.77	U	0.8	U	3.3	U
1,2-Dichlorobenzene	0.82	U	0.82	U	0.83	U	0.83	U	0.73	U	0.79	U	0.83	U	0.78	U	0.81	U	3.4	U
1,2-Dichloroethane	0.82	U	0.82	U	0.83	U	0.83	U	0.73	U	0.12	J	0.83	U	0.78	U	0.81	U	3.4	U
1,2-Dichloroethene (total)	2.2		2.2		1.9		1.9		1.8		0.79	U	0.83	U	0.78	U	120		120	
1,2-Dichloropropane	0.82	U	0.82	U	0.83	U	0.83	U	0.73	U	0.79	U	0.83	U	0.78	U	0.81	U	3.4	U
1,3,5-Trimethylbenzene	0.34	J	0.8	U	0.16	J	0.81	U	0.13	J	0.23	J	0.81	U	0.43	J	0.8	U	3.3	U
1,3-Butadiene	0.8	U	0.8	U	0.82	U	0.81	U	0.72	U	0.77	U	0.81	U	0.77	U	0.8	U	3.3	U
1,3-Dichlorobenzene	0.82	U	0.82	U	0.47	J	0.83	U	0.58	J	0.79	U	0.83	U	0.78	U	0.81	U	3.4	U
1,4-Dichlorobenzene	0.82	U	0.82	U	0.83	U	0.83	U	0.73	U	0.79	U	0.83	U	0.78	U	0.81	U	3.4	U
1,4-Dioxane	0.82	U	0.82	U	0.83	U	0.83	U	0.73	U	0.79	U	0.83	U	0.78	U	0.81	U	3.4	U
2-Butanone	1.3	J	0.81	J	2.2		2.9		3.1		2.2		1.6	J	4		0.63	J	6.9	U
2-Hexanone	0.26	J	0.15	J	0.46	J	0.38	J	0.44	J	0.79	U	0.44	J	0.39	J	0.21	J	3.4	U
2-Propanol	3.5		4.8		5.8		1	J	2.8	J	17		1.7	J	43		4.4		2.7	J
4-Ethyltoluene	1.1		0.82	U	0.18	J	0.83	U	0.13	J	0.19	J	0.83	U	0.43	J	0.81	U	3.4	U
4-Methyl-2-pentanone	0.8	U	0.8	U	0.17	J	0.81	U	0.21	J	0.77	U	0.22	J	0.18	J	0.8	U	3.3	U
Acetic acid, methyl ester	0.76	U	0.76	U	0.77	U	0.77	U	0.68	U	0.73	U	0.77	U	1.1		0.75	U	3.1	U
Acetone	8		6.1	J	11		10		23		20		6.3	J	35		3.7	J	33	U
Allyl chloride	0.82	U	0.82	U	0.83	U	0.83	U	0.73	U	0.79	U	0.83	U	0.78	U	0.81	U	3.4	U
Benzene	0.14	J	0.17	J	0.23	J	0.12	J	0.14	J	0.76	J	0.28	J	0.79		0.33	J	3.3	U
Bromodichloromethane	0.33	J	0.31	J	0.26	J	0.32	J	0.33	J	0.79	U	0.83	U	0.78	U	0.81	U	3.4	U
Bromoform	0.82	U	0.82	U	0.83	U	0.83	U	0.73	U	0.79	U	0.83	U	0.78	U	0.81	U	3.4	U
Bromomethane	0.82	U	0.82	U	0.83	U	0.83	U	0.73	U	0.79	U	0.83	U	0.78	U	0.81	U	3.4	U
Carbon disulfide	3		1.7	U	0.34	J	0.3	J	1.1	J	1.6	U	0.26	J	1.6	U	1.7	U	6.9	U
Carbon tetrachloride	6.6		4.3		1.7		2		1.9		0.43		0.4		0.42		0.51		0.49	J
Chlorobenzene	0.82	U	0.82	U	0.83	U	0.83	U	0.73	U	0.79	U	0.83	U	0.78	U	0.81	U	3.4	U
Chlorodifluoromethane	0.76	U	0.76	U	0.77	U	0.77	U	0.68	U	2		1.5		1.9		36		61	
Chloroethane	0.82	U	0.82	U	0.83	U	0.83	U	0.73	U	0.79	U	0.83	U	0.78	U	0.81	U	3.4	U
Chloroform	5.1		4.3		3		3.4		3.2		0.18	J	0.17	J	0.26	J	24		25	
Chloromethane	0.8	U	0.8	U	0.19	J	0.81	U	0.72	U	0.37	J	0.81	U	0.36	J	0.8	U	3.3	U
cis-1,2-Dichloroethene	2.1		2.2		1.9		1.9		1.7		0.16	U	0.17	U	0.16	U	120		120	
cis-1,3-Dichloropropene	0.79	U	0.79	U	0.8	U	0.8	U	0.7	U	0.76	U	0.8	U	0.75	U	0.78	U	3.2	U
Cyclohexane	1.7	U	1.7	U	1.7	U	1.7	U	1.5	U	0.24	J	1.7	U	0.26	J	1.7	U	6.9	U
Dibromochloromethane	0.2	J	0.2	J	0.15	J	0.23	J	0.18	J	0.79	U	0.83	U	0.78	U	0.13	J	3.4	U
Dichlorodifluoromethane	2.3		2.3		2.3		2.3		2.3		2.3		2.4		2.4		2.5		2.6	J
Difluoroethane	0.76	U	1.7		1.3		0.77	U	0.38	J	22		17		21		2.6		5.4	
Ethylbenzene	0.48	J	0.2	J	0.24	J	0.12	J	0.17	J	0.96		0.22	J	1		0.32	J	3.4	U
Freon 115	0.76	U	0.76	U	0.77	U	0.77	U	0.68	U	0.73	U	0.77	U	0.73	U	0.75	U	3.1	U
Freon 123	0.76	U	0.76	U	0.77	U	0.77	U	0.68	U	0.73	U	0.77	U	0.73	U	0.75	U	3.1	U
Hexachlorobutadiene	0.8	U	0.8	U	0.82	U	0.81	U	0.72	U	0.77	U	0.81	U	0.77	U	0.8	U	3.3	U
Hexane	0.82	U	0.82	U	0.18	J	0.83	U	0.73	U	0.74	J	0.83	U	0.77	J	0.81	U	3.4	U
Isopropylbenzene	0.82	U	0.82	U	0.83	U	0.83	U	0.73	U	0.79	U	0.83	U	0.12	J	0.81	U	3.4	U
Methyl cyclohexane	0.76	U	0.76	U	0.77	U	0.77	U	0.68	U	0.73	U	0.77	U	0.38	J	0.75	U	3.1	U
Methyl Tertbutyl Ether	0.82	U	0.82	U	0.83	U	0.83	U	0.73	U	0.79	UJ	0.83	UJ	0.78	UJ	0.81	UJ	3.4	UJ
Methylene chloride	0.8	U	0.33	J	0.82	U	0.81	U	0.72	U	1		0.87		1		0.8	U	3.3	U
Styrene	0.19	J	0.8	U	0.82	U	0.81	U	0.72	U	0.14	J	0.81	U	0.23	J	0.17	J	3.3	U
Tetrachloroethene	150		150		110		150		120		0.48	J	0.88		0.67	J	360		380	
Toluene	0.47	J	0.91		0.8	J	0.61	J	0.45	J	3.3		0.52	J	3.7		2		1.5	J
trans-1,2-Dichloroethene	0.13	J	0.82	U	0.83	U	0.83	U	0.11	J	0.79	U	0.83	U	0.78	U	2.4		2.5	J
trans-1,3-Dichloropropene	0.8	U	0.8	U	0.82	U	0.81	U	0.72	U	0.77	U	0.81	U	0.77	U	0.8	U	3.3	U
Trichloroethene	320		300		230		260		240		0.28		0.36		3.5		740		690	
Trichlorofluoromethane	2.7		2.5		2.1		2.3		2.4		1.3		1.3		1.3		8.4		8.6	
Vinyl chloride	0.17	U	0.17	U	0.17	U	0.17	U	0.15	U	0.16	U	0.17	U	0.16	U	0.17	U	0.69	U
Xylene, o	0.65	J	0.23	J	0.33	J	0.15	J	0.25	J	1.1		0.21	J	1.1		0.27	J	3.4	U
Xylenes (m&p)	2.2		0.71	J	0.87	J	0.35	J	0.61	J	3.2		0.69	J	3.4		0.95	J	6.9	U

Prepared by: EMP
Checked by: EAW

Table 2
Nested Well Soil Vapor Analytical Results
Former Unisys Facility, Lake Success, New York

Location	VP-104-50		VP-104-62		VP-104-73		VP-107-5		VP-107-13		VP-107-20		VP-107-20		VP-107-33.5		VP-107-33.5		VP-107-44	
Sample Date	3/3/2020		3/3/2020		3/3/2020		3/3/2020		3/3/2020		3/3/2020		3/3/2020		3/3/2020		3/3/2020		3/3/2020	
Sample ID	VP-104-50		VP-104-62		VP-104-73		VP-107-5		VP-107-13		VP-107-20		VP-107-100		VP-107-33.5		VP-107-200		VP-107-44	
Lab Sample ID	P2001313-008		P2001313-009		P2001313-010		P2001313-011		P2001313-012		P2001313-013		P2001313-018		P2001313-014		P2001321		P2001313-015	
QC Code	FS		FS		FS		FS		FS		FS		FD		FS		FD		FS	
Matrix	AIR		AIR		AIR		AIR		AIR		AIR		AIR		AIR		AIR		AIR	
Units	UG/M3		UG/M3		UG/M3		UG/M3		UG/M3		UG/M3		UG/M3		UG/M3		UG/M3		UG/M3	
Parameter (UG/M3)	Result	Qualifier	Result	Qualifier	Result	Qualifier	Result	Qualifier	Result	Qualifier	Result	Qualifier	Result	Qualifier	Result	Qualifier	Result	Qualifier	Result	Qualifier
1,1,1-Trichloroethane	1	J	0.94	J	1	J	0.93	U	0.9	U	1,200	U	1,300	U	1,100	U	570	U	130	U
1,1,2,2-Tetrachloroethane	1.9	U	3.2	U	3.1	U	0.93	U	0.9	U	1,200	U	1,300	U	1,100	U	570	U	130	U
1,1,2-Trichloro-1,2,2-Trifluoroethane	42		39		38		0.53	J	0.62	J	3,300		3,100		1,100	J	970		78	J
1,1,2-Trichloroethane	1.9	U	3.2	U	3.1	U	0.93	U	0.9	U	1,200	U	1,300	U	1,100	U	57	J	130	U
1,1-Dichloroethane	1.9	U	3.3	U	3.1	U	0.95	U	0.91	U	1,200	U	1,300	U	1,100	U	580	U	130	U
1,1-Dichloroethene	0.29	J	0.66	U	0.63	U	0.19	U	0.18	U	250	U	260	U	220	U	120	U	26	U
1,2,4-Trichlorobenzene	1.9	U	3.2	U	3.1	U	0.93	U	0.9	U	1,200	U	1,300	U	1,100	U	570	U	130	U
1,2,4-Trimethylbenzene	1.9	U	3.2	U	3.1	U	0.77	J	0.29	J	1,200	U	1,300	U	1,100	U	570	U	130	U
1,2-Dibromo-3-chloropropane	1.8	U	3.2	U	3	U	0.92	U	0.88	U	1,200	U	1,300	U	1,100	U	550	U	120	U
1,2-Dibromoethane	1.9	U	3.2	U	3.1	U	0.93	U	0.9	U	1,200	U	1,300	U	1,100	U	570	U	130	U
1,2-Dichloro-1,1,2,2-tetrafluoroethane	1.8	U	3.2	U	3	U	0.92	U	0.88	U	1,200	U	1,300	U	1,100	U	550	U	120	U
1,2-Dichlorobenzene	1.9	U	3.2	U	3.1	U	0.93	U	0.9	U	1,200	U	1,300	U	1,100	U	570	U	130	U
1,2-Dichloroethane	1.9	U	3.2	U	3.1	U	0.93	U	0.9	U	1,200	U	1,300	U	1,100	U	570	U	130	U
1,2-Dichloroethene (total)	130		100		76		0.93	U	0.9	U	570		510		610		580		210	
1,2-Dichloropropane	1.9	U	3.2	U	3.1	U	0.93	U	0.9	U	1,200	U	1,300	U	1,100	U	570	U	130	U
1,3,5-Trimethylbenzene	1.8	U	3.2	U	3	U	0.25	J	0.88	U	1,200	U	1,300	U	1,100	U	550	U	120	U
1,3-Butadiene	1.8	U	3.2	U	3	U	0.92	U	0.88	U	1,200	U	1,300	U	1,100	U	550	U	120	U
1,3-Dichlorobenzene	1.9	U	3.2	U	3.1	U	0.93	U	0.9	U	1,200	U	1,300	U	1,100	U	570	U	130	U
1,4-Dichlorobenzene	1.9	U	3.2	U	3.1	U	0.93	U	0.9	U	1,200	U	1,300	U	1,100	U	570	U	130	U
1,4-Dioxane	1.9	U	3.2	U	3.1	U	0.93	U	0.9	U	1,200	U	1,300	U	1,100	U	570	U	130	U
2-Butanone	0.6	J	2.7	J	6.3	U	2.8		0.46	J	2,500	U	2,600	U	2,200	U	1,200	U	260	U
2-Hexanone	1.9	U	3.2	U	3.1	U	0.93	U	0.9	U	1,200	U	1,300	U	1,100	U	570	U	130	U
2-Propanol	1.2	J	2.1	J	2	J	46		1	J	4,700	U	5,000	U	4,300	U	2,200	U	490	U
4-Ethyltoluene	1.9	U	3.2	U	3.1	U	0.21	J	0.9	U	1,200	U	1,300	U	1,100	U	570	U	130	U
4-Methyl-2-pentanone	1.8	U	3.2	U	3	U	0.92	U	0.88	U	1,200	U	1,300	U	1,100	U	550	U	120	U
Acetic acid, methyl ester	1.7	U	3	U	2.9	U	1.1		0.83	U	1,100	U	1,200	U	1,000	U	520	U	120	U
Acetone	18	U	17	J	30	U	44		8.8	U	12,000	U	13,000	U	11,000	U	5,500	U	1,200	U
Allyl chloride	1.9	U	3.2	U	3.1	U	0.93	U	0.9	U	1,200	U	1,300	U	1,100	U	570	U	130	U
Benzene	0.41	J	3.2	U	3	U	0.92		0.4	J	1,200	U	1,300	U	1,100	U	550	U	120	U
Bromodichloromethane	0.58	J	3.2	U	0.58	J	0.93	U	0.9	U	1,200	U	1,300	U	1,100	U	570	U	130	U
Bromoform	1.9	U	3.2	U	3.1	U	0.93	U	0.9	U	1,200	U	1,300	U	1,100	U	570	U	130	U
Bromomethane	1.9	U	3.2	U	3.1	U	0.93	U	0.9	U	1,200	U	1,300	U	1,100	U	570	U	130	U
Carbon disulfide	3.8	U	6.6	U	6.3	U	1.9	U	1.8	U	2,500	U	2,600	U	2,200	U	1,200	U	260	U
Carbon tetrachloride	0.55		0.54	J	0.53	J	0.42		0.43		220	U	240	U	200	U	100	U	23	U
Chlorobenzene	1.9	U	3.2	U	3.1	U	0.93	U	0.9	U	1,200	U	1,300	U	1,100	U	570	U	130	U
Chlorodifluoromethane	58		75		70		0.87	U	0.76	J	1,100	U	1,200	U	1,000	U	520	U	120	U
Chloroethane	1.9	U	3.2	U	3.1	U	0.93	U	0.9	U	1,200	U	1,300	U	1,100	U	570	U	130	U
Chloroform	29		31		33		0.19	J	0.2	J	1,200	U	1,300	U	1,100	U	110	J	32	J
Chloromethane	1.8	U	3.2	U	3	U	0.31	J	0.88	U	1,200	U	1,300	U	1,100	U	550	U	120	U
cis-1,2-Dichloroethene	130		100		75		0.19	U	0.18	U	570		510		610		580		210	
cis-1,3-Dichloropropene	1.8	U	3.1	U	3	U	0.9	U	0.86	U	1,200	U	1,200	U	1,100	U	540	U	120	U
Cyclohexane	3.8	U	6.6	U	6.3	U	1.9	U	1.8	U	2,500	U	2,600	U	2,200	U	1,200	U	260	U
Dibromochloromethane	1.9	U	3.2	U	3.1	U	0.93	U	0.9	U	1,200	U	1,300	U	1,100	U	570	U	130	U
Dichlorodifluoromethane	2.6		2.8	J	2.6	J	2.3		2.3		1,200	U	1,300	U	1,100	U	550	U	120	U
Difluoroethane	2.1		3	U	2.9	U	47		38		1,100	U	1,200	U	1,000	U	520	U	120	U
Ethylbenzene	0.27	J	3.2	U	3.1	U	0.89	J	0.15	J	1,200	U	1,300	U	1,100	U	570	U	130	U
Freon 115	1.7	U	3	U	2.9	U	0.87	U	0.83	U	1,100	U	1,200	U	1,000	U	520	U	120	U
Freon 123	1.7	U	3	U	2.9	U	0.87	U	0.83	U	1,100	U	1,200	U	1,000	U	520	U	120	U
Hexachlorobutadiene	1.8	U	3.2	U	3	U	0.92	U	0.88	U	1,200	U	1,300	U	1,100	U	550	U	120	U
Hexane	1.9	U	3.2	U	3.1	U	0.57	J	0.4	J	1,200	U	1,300	U	1,100	U	570	U	130	U
Isopropylbenzene	1.9	U	3.2	U	3.1	U	0.93	U	0.9	U	1,200	U	1,300	U	1,100	U	570	U	130	U
Methyl cyclohexane	1.7	U	3	U	2.9	U	0.87	U	0.83	U	1,100	U	1,200	U	1,000	U	520	U	120	U
Methyl Tertbutyl Ether	1.9	UJ	3.2	UJ	3.1	UJ	0.93	UJ	0.9	UJ	1,200	UJ	1,300	UJ	1,100	UJ	570	U	130	UJ
Methylene chloride	1.8	U	3.2	U	3	U	0.67	J	0.56	J	1,200	U	1,300	U	1,100	U	550	U	120	U
Styrene	1.8	U	3.2	U	3	U	0.92	U	0.88	U	1,200	U	1,300	U	1,100	U	550	U	120	U
Tetrachloroethene	370		410		370		0.38	J	0.14	J	1,400		1,200	J	1,500		1,100		610	
Toluene	2.3		1.1	J	0.55	J	1.5		0.45	J	1,200	U	1,300	U	1,100	U	570	U	130	U
trans-1,2-Dichloroethene	2.6		1.6	J	1.1	J	0.93	U	0.9	U	1,200	U	1,300	U	1,100	U	570	U	130	U
trans-1,3-Dichloropropene	1.8	U	3.2	U	3	U	0.92	U	0.88	U	1,200	U	1,300	U	1,100	U	550	U	120	U
Trichloroethene	750		730		670		0.66		19		220,000		200,000		190,000		170,000		16,000	
Trichlorofluoromethane	9.2		9.3		9.5		1.3		1.3		230	J	1,300	U	1,100	U	550	U	120	U
Vinyl chloride	0.38	U	0.66	U	0.63	U	0.19	U	0.18	U	250	U	260	U	220	U	120	U	26	U
Xylene, o	1.9	U	3.2	U	3.1	U	0.97		0.18	J	1,200	U	1,300	U	1,100	U	570	U	130	U
Xylenes (m&p)	0.85	J	6.6	U	6.3	U	3.3		0.54	J	2,500	U	2,600	U	2,200	U	1,200	U	260	U

Prepared by: EMP
Checked by: EAW

Table 2
Nested Well Soil Vapor Analytical Results
Former Unisys Facility, Lake Success, New York

Location	VP-107-44		VP-107-60		VP-107-74		LIJ-VP-7-5		LIJ-VP-7-10		LIJ-VP-7-20		LIJ-VP-7-30		LIJ-VP-7-30		LIJ-VP-7-40		LIJ-VP-7-50	
Sample Date	3/3/2020		3/3/2020		3/3/2020		2/29/2020		2/29/2020		2/29/2020		2/29/2020		2/29/2020		2/29/2020		2/29/2020	
Sample ID	VP-107-300		VP-107-60		VP-107-74		LIJ-VP-7-5		LIJ-VP-7-10		LIJ-VP-7-20		LIJ-VP-7-30		LIJ-VP-7-100		LIJ-VP-7-40		LIJ-VP-7-50	
Lab Sample ID	P2001321		P2001313-016		P2001313-017		P2001320		P2001320		P2001320		P2001320		P2001320		P2001320		P2001320	
QC Code	FD		FS		FS		FS		FS		FS		FS		FD		FS		FS	
Matrix	AIR		AIR		AIR		AIR		AIR		AIR		AIR		AIR		AIR		AIR	
Units	UG/M3		UG/M3		UG/M3		UG/M3		UG/M3		UG/M3		UG/M3		UG/M3		UG/M3		UG/M3	
Parameter (UG/M3)	Result	Qualifier	Result	Qualifier	Result	Qualifier	Result	Qualifier	Result	Qualifier	Result	Qualifier	Result	Qualifier	Result	Qualifier	Result	Qualifier	Result	Qualifier
1,1,1-Trichloroethane	130	U	8.4	U	8.6	U	0.86	U	0.87	U	35	U	420	U	530	U	35	U	1.1	J
1,1,2,2-Tetrachloroethane	130	U	8.4	U	8.6	U	0.86	U	0.87	U	35	U	420	U	530	U	35	U	8.4	U
1,1,2-Trichloro-1,2,2-Trifluoroethane	100	J	48		44		0.53	J	0.8	J	120		290	J	270	J	18	J	16	
1,1,2-Trichloroethane	14	J	2.6	J	1.6	J	0.86	U	0.87	U	35	U	420	U	530	U	5.3	J	8.4	U
1,1-Dichloroethane	130	U	8.6	U	8.8	U	0.87	U	0.89	U	35	U	420	U	540	U	35	U	8.5	U
1,1-Dichloroethene	26	U	1.7	U	1.8	U	0.17	U	0.18	U	7	U	85	U	110	U	7	U	1.7	U
1,2,4-Trichlorobenzene	130	U	8.4	U	8.6	U	0.86	U	0.87	U	35	U	420	U	530	U	35	U	8.4	U
1,2,4-Trimethylbenzene	130	U	8.4	U	8.6	U	0.98		0.48	J	35	U	420	U	530	U	35	U	8.4	U
1,2-Dibromo-3-chloropropane	130	U	8.3	U	8.5	U	0.84	U	0.86	U	34	U	410	U	520	U	34	U	8.2	U
1,2-Dibromoethane	130	U	8.4	U	8.6	U	0.86	U	0.87	U	35	U	420	U	530	U	35	U	8.4	U
1,2-Dichloro-1,1,2,2-tetrafluoroethane	130	U	8.3	U	8.5	U	0.84	U	0.86	U	34	U	410	U	520	U	34	U	8.2	U
1,2-Dichlorobenzene	130	U	8.4	U	8.6	U	0.86	U	0.87	U	35	U	420	U	530	U	35	U	8.4	U
1,2-Dichloroethane	130	U	8.4	U	8.6	U	0.86	U	0.87	U	35	U	420	U	530	U	35	U	8.4	U
1,2-Dichloroethene (total)	290		230		190		0.86	U	0.14	J	470		11,000		10,000		1,100		190	
1,2-Dichloropropane	130	U	8.4	U	8.6	U	0.86	U	0.87	U	35	U	420	U	530	U	35	U	8.4	U
1,3,5-Trimethylbenzene	130	U	8.3	U	8.5	U	0.18	J	0.86	U	34	U	410	U	520	U	34	U	8.2	U
1,3-Butadiene	130	U	8.3	U	8.5	U	0.84	U	0.86	U	34	U	410	U	520	U	34	U	8.2	U
1,3-Dichlorobenzene	130	U	8.4	U	8.6	U	0.86	U	0.87	U	35	U	420	U	530	U	35	U	8.4	U
1,4-Dichlorobenzene	130	U	8.4	U	8.6	U	0.19	J	0.87	U	35	U	420	U	530	U	35	U	8.4	U
1,4-Dioxane	130	U	8.4	U	8.6	U	0.22	J	0.87	U	35	U	420	U	530	U	35	U	8.4	U
2-Butanone	260	U	17	U	18	U	3.3		2.1		70	U	850	U	1,100	U	70	U	17	U
2-Hexanone	130	U	8.4	U	8.6	U	0.39	J	0.46	J	35	U	420	U	530	U	35	U	8.4	U
2-Propanol	500	U	33	U	34	U	16		2.1	J	130	U	1,600	U	2,000	U	130	U	33	U
4-Ethyltoluene	130	U	8.4	U	8.6	U	0.25	J	0.87	U	35	U	420	U	530	U	35	U	8.4	U
4-Methyl-2-pentanone	130	U	8.3	U	8.5	U	0.3	J	0.86	U	34	U	410	U	520	U	34	U	8.2	U
Acetic acid, methyl ester	120	U	7.8	U	8	U	0.8	U	0.81	U	32	U	390	U	490	U	32	U	7.8	U
Acetone	1,300	U	83	U	85	U	22		19		340	U	4,100	U	5,200	U	340	U	82	U
Allyl chloride	130	U	8.4	U	8.6	U	0.86	U	0.87	U	35	U	420	U	530	U	35	U	8.4	U
Benzene	130	U	1.3	J	8.5	U	0.47	J	0.17	J	34	U	410	U	520	U	34	U	8.2	U
Bromodichloromethane	130	U	8.4	U	8.6	U	0.86	U	0.87	U	35	U	420	U	530	U	35	U	1.6	J
Bromoform	130	U	8.4	U	8.6	U	0.86	U	0.87	U	35	U	420	U	530	U	35	U	8.4	U
Bromomethane	130	U	8.4	U	8.6	U	0.86	U	0.87	U	35	U	420	U	530	U	35	U	8.4	U
Carbon disulfide	260	U	17	U	18	U	8.5		1.8	U	70	U	850	U	1,100	U	70	U	17	U
Carbon tetrachloride	24	U	1.6	U	1.6	U	0.48		0.41		6.4	U	77	U	97	U	6.4	U	2	
Chlorobenzene	130	U	8.4	U	8.6	U	0.86	U	0.87	U	35	U	420	U	530	U	35	U	8.4	U
Chlorodifluoromethane	99	J	84		97		0.8	U	1.1		32	U	390	U	490	U	32	U	7.8	U
Chloroethane	130	U	8.4	U	8.6	U	0.86	U	0.87	U	35	U	420	U	530	U	35	U	8.4	U
Chloroform	47	J	38		39		0.88		0.3	J	30	J	390	J	360	J	44		20	
Chloromethane	130	U	8.3	U	8.5	U	0.27	J	0.86	U	34	U	410	U	520	U	34	U	8.2	U
cis-1,2-Dichloroethene	290		230		190		0.17	U	0.14	J	460		11,000		9,900		1,100		190	
cis-1,3-Dichloropropene	120	U	8.1	U	8.3	U	0.83	U	0.84	U	33	U	400	U	510	U	33	U	8.1	U
Cyclohexane	260	U	17	U	18	U	1.7	U	0.25	J	70	U	850	U	1,100	U	70	U	17	U
Dibromochloromethane	130	U	8.4	U	8.6	U	0.86	U	0.87	U	35	U	420	U	530	U	35	U	8.4	U
Dichlorodifluoromethane	130	U	2.6	J	2.7	J	2.2		2.2		34	U	410	U	520	U	34	U	2.6	J
Difluoroethane	120	U	7.8	U	8	U	1.2		14		59		390	U	490	U	32	U	7.8	U
Ethylbenzene	130	U	8.4	U	8.6	U	0.53	J	0.19	J	35	U	420	U	530	U	35	U	8.4	U
Freon 115	120	U	7.8	U	8	U	0.8	U	0.81	U	32	U	390	U	490	U	32	U	7.8	U
Freon 123	120	U	7.8	U	8	U	0.8	U	0.81	U	32	U	390	U	490	U	32	U	7.8	U
Hexachlorobutadiene	130	U	8.3	U	8.5	U	0.84	U	0.86	U	34	U	410	U	520	U	34	U	8.2	U
Hexane	130	U	8.4	U	8.6	U	0.86	U	0.87	U	35	U	420	U	530	U	35	U	8.4	U
Isopropylbenzene	130	U	8.4	U	8.6	U	0.86	U	0.87	U	35	U	420	U	530	U	35	U	8.4	U
Methyl cyclohexane	120	U	7.8	U	8	U	0.8	U	0.81	U	32	U	390	U	490	U	32	U	7.8	U
Methyl Tertbutyl Ether	130	U	8.4	UJ	8.6	UJ	0.86	U	0.87	U	35	U	420	U	530	U	35	U	8.4	U
Methylene chloride	130	U	8.3	U	8.5	U	0.51	J	1.2		34	U	410	U	520	U	34	U	8.2	U
Styrene	130	U	8.3	U	8.5	U	0.55	J	0.4	J	34	U	410	U	520	U	34	U	8.2	U
Tetrachloroethene	710		750		690		2.1		320		7,500		42,000		40,000		3,600		1,600	
Toluene	130	U	8.4	U	8.6	U	1.2		0.72	J	35	U	420	U	530	U	35	U	8.4	U
trans-1,2-Dichloroethene	130	U	2.8	J	3	J	0.86	U	0.87	U	7.3	J	110	J	87	J	12	J	2.4	J
trans-1,3-Dichloropropene	130	U	8.3	U	8.5	U	0.84	U	0.86	U	34	U	410	U	520	U	34	U	8.2	U
Trichloroethene	23,000		2,900		3,900		0.4		7.7		8,700		94,000		87,000		4,800		2,200	
Trichlorofluoromethane	130	U	10		10		1.2		1.3		34	U	410	U	520	U	34	U	3.5	J
Vinyl chloride	26	U	1.7	U	1.8	U	0.17	U	0.18	U	7	U	85	U	110	U	7	U	1.7	U
Xylene, o	130	U	8.4	U	8.6	U	0.5	J	0.22	J	35	U	420	U	530	U	35	U	8.4	U
Xylenes (m&p)	260	U	17	U	18	U	1.4	J	0.73	J	70	U	850	U	1,100	U	70	U	17	U

Table 2
Nested Well Soil Vapor Analytical Results
Former Unisys Facility, Lake Success, New York

Location	FPM-20-5		FPM-20-9.4		VP-8-5		VP-8-10		VP-8-20		VP-8D-53.5		VP-8D-53.5		VP-8D-62.5		VP-8D-62.5		VP-8D-72.5	
Sample Date	2/29/2020		2/29/2020		3/6/2020		3/6/2020		3/6/2020		3/6/2020		3/6/2020		3/6/2020		3/6/2020		3/6/2020	
Sample ID	FPM-20-5		FPM-20-9.4		VP-8-5		VP-8-10		VP-8-20		VP-8D-53.5		VP-8D-100		VP-8D-62.5		VP-8D-200		VP-8D-72.5	
Lab Sample ID	P2001320		P2001320		P2001321		P2001321		P2001321		P2001321		P2001321		P2001321		P2001321		P2001321	
QC Code	FS		FS		FS		FS		FS		FS		FD		FS		FD		FS	
Matrix	AIR		AIR		AIR		AIR		AIR		AIR		AIR		AIR		AIR		AIR	
Units	UG/M3		UG/M3		UG/M3		UG/M3		UG/M3		UG/M3		UG/M3		UG/M3		UG/M3		UG/M3	
Parameter (UG/M3)	Result	Qualifier	Result	Qualifier	Result	Qualifier	Result	Qualifier	Result	Qualifier	Result	Qualifier	Result	Qualifier	Result	Qualifier	Result	Qualifier	Result	Qualifier
1,1,1-Trichloroethane	0.82	U	0.75	U	0.89	U	0.87	U	0.85	U	280	U	130	U	140	U	130	U	51	U
1,1,2,2-Tetrachloroethane	0.82	U	0.75	U	0.89	U	0.87	U	0.85	U	280	U	130	U	140	U	130	U	51	U
1,1,2-Trichloro-1,2,2-Trifluoroethane	0.52	J	0.54	J	0.46	J	0.49	J	0.48	J	64	J	64	J	50	J	51	J	39	J
1,1,2-Trichloroethane	0.82	U	0.75	U	0.89	U	0.87	U	0.85	U	280	U	15	J	140	U	130	U	7.2	J
1,1-Dichloroethane	0.84	U	0.76	U	0.9	U	0.89	U	0.86	U	280	U	130	U	140	U	130	U	52	U
1,1-Dichloroethene	0.17	U	0.15	U	0.18	U	0.18	U	0.17	U	56	U	27	U	28	U	27	U	10	U
1,2,4-Trichlorobenzene	0.82	U	0.75	U	0.89	U	0.87	U	0.85	U	280	U	130	U	140	U	130	U	51	U
1,2,4-Trimethylbenzene	0.86		0.37	J	0.41	J	0.38	J	0.35	J	280	U	130	U	140	U	130	U	51	U
1,2-Dibromo-3-chloropropane	0.81	U	0.74	U	0.87	U	0.85	U	0.83	U	270	U	130	U	130	U	130	U	50	U
1,2-Dibromoethane	0.82	U	0.75	U	0.89	U	0.87	U	0.85	U	280	U	130	U	140	U	130	U	51	U
1,2-Dichloro-1,1,2,2-tetrafluoroethane	0.81	U	0.74	U	0.87	U	0.85	U	0.83	U	270	U	130	U	130	U	130	U	50	U
1,2-Dichlorobenzene	0.82	U	0.75	U	0.89	U	0.87	U	0.85	U	280	U	130	U	140	U	130	U	51	U
1,2-Dichloroethane	0.82	U	0.75	U	0.1	J	0.87	U	0.85	U	280	U	130	U	140	U	130	U	51	U
1,2-Dichloroethene (total)	0.82	U	0.75	U	0.89	U	0.87	U	0.85	U	520		530		440		460		370	
1,2-Dichloropropane	0.82	U	0.75	U	0.89	U	0.87	U	0.85	U	280	U	130	U	140	U	130	U	51	U
1,3,5-Trimethylbenzene	0.32	J	0.74	U	0.13	J	0.85	U	0.83	U	270	U	130	U	130	U	130	U	50	U
1,3-Butadiene	0.81	U	0.74	U	0.87	U	0.85	U	0.83	U	270	U	130	U	130	U	130	U	50	U
1,3-Dichlorobenzene	0.82	U	0.75	U	0.89	U	0.87	U	0.85	U	280	U	130	U	140	U	130	U	51	U
1,4-Dichlorobenzene	0.82	U	0.75	U	0.15	J	0.87	U	0.85	U	280	U	130	U	140	U	130	U	51	U
1,4-Dioxane	0.82	U	0.75	U	0.89	U	0.87	U	0.85	U	280	U	130	U	140	U	130	U	51	U
2-Butanone	9.3		0.88	J	1.3	J	0.55	J	1.3	J	560	U	270	U	280	U	270	U	100	U
2-Hexanone	2.2		0.23	J	0.89	U	0.87	U	0.19	J	280	U	130	U	140	U	130	U	51	U
2-Propanol	110		2.9	U	24		5.3		47		1,100	U	510	U	530	U	510	U	200	U
4-Ethyltoluene	0.43	J	0.75	U	0.89	U	0.87	U	0.85	U	280	U	130	U	140	U	130	U	51	U
4-Methyl-2-pentanone	0.29	J	0.74	U	0.15	J	0.85	U	0.13	J	270	U	130	U	130	U	130	U	50	U
Acetic acid, methyl ester	0.76	U	0.7	U	0.64	J	0.81	U	0.59	J	260	U	120	U	130	U	120	U	47	U
Acetone	75		6.8	J	17		8.1	J	13		2,700	U	1,300	U	1,300	U	1,300	U	500	U
Allyl chloride	0.82	U	0.75	U	0.89	U	0.87	U	0.85	U	280	U	130	U	140	U	130	U	51	U
Benzene	0.7	J	0.19	J	0.8	J	0.58	J	0.57	J	270	U	130	U	130	U	130	U	50	U
Bromodichloromethane	0.82	U	0.14	J	0.89	U	0.87	U	0.85	U	280	U	130	U	140	U	130	U	51	U
Bromoform	0.82	U	0.75	U	0.89	U	0.87	U	0.85	U	280	U	130	U	140	U	130	U	51	U
Bromomethane	0.82	U	0.75	U	0.89	U	0.87	U	0.85	U	280	U	130	U	140	U	130	U	51	U
Carbon disulfide	0.32	J	1.5	U	0.65	J	1.8	U	1.7	U	560	U	270	U	280	U	270	U	100	U
Carbon tetrachloride	0.44		0.46		0.36		0.36		0.36		51	U	24	U	25	U	24	U	9.4	U
Chlorobenzene	0.82	U	0.75	U	0.89	U	0.87	U	0.85	U	280	U	130	U	140	U	130	U	51	U
Chlorodifluoromethane	0.76	U	1.2		0.8	J	0.75	J	0.97		160	J	160		150		160		140	
Chloroethane	0.82	U	0.75	U	0.89	U	0.47	J	0.85	U	280	U	130	U	140	U	130	U	51	U
Chloroform	0.28	J	7		0.23	J	0.26	J	0.27	J	42	J	39	J	39	J	40	J	34	J
Chloromethane	0.5	J	0.74	U	0.29	J	0.19	J	0.16	J	270	U	130	U	130	U	130	U	50	U
cis-1,2-Dichloroethene	0.17	U	0.15	U	0.18	U	0.18	U	0.17	U	520		530		440		460		370	
cis-1,3-Dichloropropene	0.79	U	0.72	U	0.85	U	0.84	U	0.82	U	270	U	130	U	130	U	130	U	49	U
Cyclohexane	0.26	J	0.23	J	0.63	J	0.41	J	0.43	J	560	U	270	U	280	U	270	U	100	U
Dibromochloromethane	0.82	U	0.75	U	0.89	U	0.87	U	0.85	U	280	U	130	U	140	U	130	U	51	U
Dichlorodifluoromethane	2.4		2.4		2.5		2.6		2.6		270	U	130	U	130	U	130	U	50	U
Difluoroethane	4.4		20		88		68		66		260	U	120	U	130	U	120	U	47	U
Ethylbenzene	20		0.22	J	0.56	J	0.19	J	0.26	J	280	U	130	U	140	U	130	U	51	U
Freon 115	0.76	U	0.7	U	0.82	U	0.81	U	0.79	U	260	U	120	U	130	U	120	U	47	U
Freon 123	0.76	U	0.7	U	0.82	U	0.81	U	0.79	U	260	U	120	U	130	U	120	U	47	U
Hexachlorobutadiene	0.81	U	0.74	U	0.87	U	0.85	U	0.83	U	270	U	130	U	130	U	130	U	50	U
Hexane	0.5	J	0.75	U	1.9		0.9		1.2		280	U	130	U	140	U	130	U	51	U
Isopropylbenzene	0.26	J	0.75	U	0.89	U	0.87	U	0.85	U	280	U	130	U	140	U	130	U	51	U
Methyl cyclohexane	0.76	U	0.7	U	0.5	J	0.81	U	0.79	U	260	U	120	U	130	U	120	U	47	U
Methyl Tertbutyl Ether	0.82	U	0.75	U	0.89	U	0.87	U	0.85	U	280	U	130	U	140	U	130	U	51	U
Methylene chloride	0.47	J	0.66	J	0.41	J	0.38	J	0.36	J	270	U	130	U	130	U	130	U	50	U
Styrene	0.37	J	0.74	U	0.87	U	0.85	U	0.83	U	270	U	130	U	130	U	130	U	50	U
Tetrachloroethene	0.58	J	3.1		0.34	J	0.31	J	0.58	J	680		690		660		890		630	
Toluene	0.97		0.25	J	1.4		0.58	J	0.88		280	U	130	U	140	U	130	U	51	U
trans-1,2-Dichloroethene	0.82	U	0.75	U	0.89	U	0.87	U	0.85	U	280	U	130	U	140	U	130	U	51	U
trans-1,3-Dichloropropene	0.81	U	0.74	U	0.87	U	0.85	U	0.83	U	270	U	130	U	130	U	130	U	50	U
Trichloroethene	0.14	J	1.4		0.15	J	0.27		2.9		41,000		39,000		20,000		21,000		7,300	
Trichlorofluoromethane	1.4		1.5		1.3		1.3		1.3		270	U	130	U	130	U	130	U	9.5	J
Vinyl chloride	0.17	U	0.15	U	0.18	U	0.18	U	0.17	U	56	U	27	U	28	U	27	U	10	U
Xylene, o	18		0.25	J	0.39	J	0.23	J	0.28	J	280	U	130	U	140	U	130	U	51	U
Xylenes (m&p)	74		0.89	J	1.3	J	0.64	J	0.79	J	560	U	270	U	280	U	270	U	100	U

Prepared by: EMP
Checked by: EAW

Table 2
Nested Well Soil Vapor Analytical Results
Former Unisys Facility, Lake Success, New York

Location	VP-NYSDEC-5-5		VP-NYSDEC-5-10		VP-NYSDEC-5-20		VP-NYSDEC-5-30		VP-NYSDEC-5-30		VP-NYSDEC-5-40		VP-NYSDEC-5-40		VP-NYSDEC-5-50		VP-NYSDEC-5-50		VP-9-10	
Sample Date	3/2/2020		3/2/2020		3/2/2020		3/2/2020		3/2/2020		3/2/2020		3/2/2020		3/2/2020		3/2/2020		3/2/2020	
Sample ID	VP-NYSDEC-5-5		VP-NYSDEC-5-10		VP-NYSDEC-5-20		VP-NYSDEC-5-30		VP-NYSDEC-5-100		VP-NYSDEC-5-40		VP-NYSDEC-5-200		VP-NYSDEC-5-50		VP-NYSDEC-5-300		VP-9-10	
Lab Sample ID	P2001311		P2001311		P2001311		P2001311-011		P2001311-014		P2001311-012		P2001311-015		P2001311-013		P2001311-016		P2001311	
QC Code	FS		FS		FS		FS		FD		FS		FD		FS		FD		FS	
Matrix	AIR		AIR		AIR		AIR		AIR		AIR		AIR		AIR		AIR		AIR	
Units	UG/M3		UG/M3		UG/M3		UG/M3		UG/M3		UG/M3		UG/M3		UG/M3		UG/M3		UG/M3	
Parameter (UG/M3)	Result	Qualifier	Result	Qualifier	Result	Qualifier	Result	Qualifier	Result	Qualifier	Result	Qualifier	Result	Qualifier	Result	Qualifier	Result	Qualifier	Result	Qualifier
1,1,1-Trichloroethane	0.89	U	0.87	U	2.7	U	220	U	200	U	690	U	520	U	1,200	U	2,800	U	1	
1,1,2,2-Tetrachloroethane	0.89	U	0.87	U	2.7	U	220	U	200	U	690	U	520	U	1,200	U	2,800	U	0.91	U
1,1,2-Trichloro-1,2,2-Trifluoroethane	0.6	J	0.62	J	64		2,900		3,100		9,300		7,200		1,200	U	2,800	U	0.75	J
1,1,2-Trichloroethane	0.89	U	0.87	U	0.71	J	220	U	200	U	690	U	520	U	140	J	2,800	U	0.91	U
1,1-Dichloroethane	0.91	U	0.89	U	2.8	U	220	U	200	U	700	U	530	U	1,200	U	2,900	U	0.93	U
1,1-Dichloroethene	0.18	U	0.18	U	0.5	J	44	U	41	U	140	U	110	U	240	U	580	U	0.19	U
1,2,4-Trichlorobenzene	0.89	U	0.87	U	2.7	U	220	U	200	U	690	U	520	U	1,200	U	2,800	U	0.91	U
1,2,4-Trimethylbenzene	0.63	J	0.46	J	0.45	J	220	U	200	U	690	U	520	U	1,200	U	2,800	U	0.16	J
1,2-Dibromo-3-chloropropane	0.87	U	0.86	U	2.7	U	210	U	200	U	670	U	510	U	1,200	U	2,800	U	0.9	U
1,2-Dibromoethane	0.89	U	0.87	U	2.7	U	220	U	200	U	690	U	520	U	1,200	U	2,800	U	0.91	U
1,2-Dichloro-1,1,2,2-tetrafluoroethane	0.87	U	0.86	U	2.7	U	210	U	200	U	670	U	510	U	1,200	U	2,800	U	0.9	U
1,2-Dichlorobenzene	0.89	U	0.87	U	2.7	U	220	U	200	U	690	U	520	U	1,200	U	2,800	U	0.91	U
1,2-Dichloroethane	0.89	U	0.87	U	2.7	U	220	U	200	U	690	U	520	U	1,200	U	2,800	U	0.91	U
1,2-Dichloroethene (total)	0.89	U	0.87	U	25		150	J	180	J	1,400		1,200		410	J	410	J	0.43	J
1,2-Dichloropropane	0.89	U	0.16	J	2.7	U	220	U	200	U	690	U	520	U	1,200	U	2,800	U	0.91	U
1,3,5-Trimethylbenzene	0.14	J	0.86	U	2.7	U	210	U	200	U	670	U	510	U	1,200	U	2,800	U	0.9	U
1,3-Butadiene	0.87	U	0.86	U	2.7	U	210	U	200	U	670	U	510	U	1,200	U	2,800	U	0.9	U
1,3-Dichlorobenzene	0.89	U	0.87	U	2.7	U	220	U	200	U	690	U	520	U	1,200	U	2,800	U	0.91	U
1,4-Dichlorobenzene	0.89	U	0.87	U	2.7	U	220	U	200	U	690	U	520	U	1,200	U	2,800	U	0.91	U
1,4-Dioxane	0.89	U	0.87	U	2.7	U	220	U	200	U	690	U	520	U	1,200	U	2,800	U	0.91	U
2-Butanone	2.5		1.4	J	0.89	J	440	U	350	J	1,400	U	1,100	U	740	J	5,800	U	0.65	J
2-Hexanone	0.55	J	0.87	U	2.7	U	220	U	59	J	690	U	520	U	230	J	2,800	U	0.91	U
2-Propanol	4.7		3.6		11	U	88	J	780	U	2,700	U	2,000	U	4,600	U	11,000	U	0.63	J
4-Ethyltoluene	0.89	U	0.87	U	2.7	U	220	U	200	U	690	U	520	U	1,200	U	2,800	U	0.91	U
4-Methyl-2-pentanone	0.87	U	0.86	U	2.7	U	210	U	200	U	670	U	510	U	1,200	U	2,800	U	0.9	U
Acetic acid, methyl ester	0.83	U	0.81	U	2.5	U	200	U	190	U	640	U	480	U	1,100	U	2,600	U	0.85	U
Acetone	10		5.7	J	27	U	2,100	UJ	11,000	J	6,700	U	5,100	U	54,000	J	28,000	UJ	5.9	J
Allyl chloride	0.89	U	0.87	U	2.7	U	220	U	200	U	690	U	520	U	1,200	U	2,800	U	0.91	U
Benzene	1.1		0.49	J	0.52	J	210	U	34	J	670	U	510	U	250	J	2,800	U	0.4	J
Bromodichloromethane	0.89	U	0.87	U	2.7	U	220	U	200	U	690	U	520	U	1,200	U	2,800	U	0.91	U
Bromoform	0.89	U	0.87	U	2.7	U	220	U	200	U	690	U	520	U	1,200	U	2,800	U	0.91	U
Bromomethane	0.89	U	0.87	U	2.7	U	220	U	200	U	690	U	520	U	1,200	U	2,800	U	0.91	U
Carbon disulfide	1.8	U	0.34	J	5.8		440	U	68	J	1,400	U	1,100	U	460	J	5,800	U	11	
Carbon tetrachloride	0.43		0.43		2.9		40	U	33	J	130	U	96	U	220	U	520	U	0.46	
Chlorobenzene	0.89	U	0.87	U	2.7	U	220	U	200	U	690	U	520	U	1,200	U	2,800	U	0.91	U
Chlorodifluoromethane	0.83	U	0.81	U	2.5	U	200	U	190	U	640	U	480	U	1,100	U	2,600	U	0.85	U
Chloroethane	0.89	U	0.87	U	2.7	U	220	U	40	J	690	U	520	U	1,200	U	2,800	U	0.91	U
Chloroform	0.89	U	0.87	U	10		180	J	210		120	J	120	J	180	J	2,800	U	0.4	J
Chloromethane	0.25	J	0.86	U	2.7	U	210	UJ	200	UJ	670	UJ	510	UJ	1,200	UJ	2,800	UJ	0.9	U
cis-1,2-Dichloroethene	0.18	U	0.18	U	24		150		180		1,400		1,200		410		410	J	0.43	
cis-1,3-Dichloropropene	0.86	U	0.84	U	2.6	U	210	U	190	U	660	U	500	U	1,100	U	2,700	U	0.88	U
Cyclohexane	1.8	U	1.8	U	5.5	U	440	U	410	U	1,400	U	1,100	U	2,400	U	5,800	U	1.9	U
Dibromochloromethane	0.89	U	0.87	U	2.7	U	220	U	200	U	690	U	520	U	1,200	U	2,800	U	0.91	U
Dichlorodifluoromethane	2.2		2.4		2.4	J	210	U	200	U	670	U	510	U	1,200	U	2,800	U	2.5	
Difluoroethane	1.2		0.81	U	34		200	U	190	U	640	U	480	U	1,100	U	2,600	U	0.75	J
Ethylbenzene	0.15	J	0.29	J	2.7	U	220	U	200	U	690	U	520	U	1,200	U	2,800	U	0.14	J
Freon 115	0.83	U	0.81	U	2.5	U	200	U	190	U	640	U	480	U	1,100	U	2,600	U	0.85	U
Freon 123	0.83	U	0.81	U	2.5	U	200	U	190	U	640	U	480	U	1,100	U	2,600	U	0.85	U
Hexachlorobutadiene	0.87	U	0.86	U	2.7	U	210	U	200	U	670	U	510	U	1,200	U	2,800	U	0.9	U
Hexane	1		0.23	J	2.7	U	220	U	200	U	690	U	520	U	1,200	U	2,800	U	0.91	U
Isopropylbenzene	0.89	U	0.87	U	2.7	U	220	U	200	U	690	U	520	U	1,200	U	2,800	U	0.91	U
Methyl cyclohexane	0.83	U	0.81	U	2.5	U	200	U	190	U	640	U	480	U	1,100	U	2,600	U	0.85	U
Methyl Tertbutyl Ether	0.89	U	0.87	U	2.7	U	220	UJ	200	UJ	690	UJ	520	UJ	1,200	UJ	2,800	UJ	0.91	U
Methylene chloride	0.41	J	0.37	J	2.7	U	210	U	56	J	670	U	190	J	1,200	U	2,800	U	0.33	J
Styrene	0.87	U	0.86	U	2.7	U	210	U	200	U	670	U	510	U	1,200	U	2,800	U	0.9	U
Tetrachloroethene	0.86	U	0.71	J	110		2,500		2,600		7,800		6,200		850	J	1,100	J	8.2	
Toluene	0.71	J	5.7		0.52	J	220	U	29	J	690	U	90	J	150	J	2,800	U	0.47	J
trans-1,2-Dichloroethene	0.89	U	0.87	U	1.1	J	220	U	200	U	690	U	520	U	1,200	U	2,800	U	0.91	U
trans-1,3-Dichloropropene	0.87	U	0.86	U	2.7	U	210	U	200	U	670	U	510	U	1,200	U	2,800	U	0.9	U
Trichloroethene	1.7		3		1,500		32,000		33,000		100,000		84,000		320,000		420,000		62	
Trichlorofluoromethane	1.3		1.4		1.9	J	210	U	200	U	670	U	510	U	1,200	U	2,800	U	1.4	
Vinyl chloride	0.18	U	0.18	U	0.55	U	44	U	41	U	140	U	110	U	240	U	580	U	0.19	U
Xylene, o	0.21	J	0.35	J	2.7	U	220	U	200	U	690	U	520	U	1,200	U	2,800	U	0.91	U
Xylenes (m&p)	0.61	J	1	J	0.77	J	440	U	410	U	1,400	U	1,100	U	2,400	U	5,800	U	0.34	J

Prepared by: EMP
Checked by: EAW

Table 2
Nested Well Soil Vapor Analytical Results
Former Unisys Facility, Lake Success, New York

Location	VP-9-20		VP-9-30		VP-9-40		VP-9-40		VP-9-50		VP-9-60		VP-105-5		VP-105-10		VP-105-20		VP-105-32	
Sample Date	3/2/2020		3/2/2020		3/2/2020		3/2/2020		3/2/2020		3/2/2020		3/2/2020		3/2/2020		3/2/2020		3/2/2020	
Sample ID	VP-9-20		VP-9-30		VP-9-40		VP-9-100		VP-9-50		VP-9-60		VP-105-5		VP-105-10		VP-105-20		VP-105-32	
Lab Sample ID	P2001311		P2001311		P2001311		P2001311		P2001311		P2001311		P2001311		P2001311		P2001311		P2001311	
QC Code	FS		FS		FS		FD		FS		FS		FS		FS		FS		FS	
Matrix	AIR		AIR		AIR		AIR		AIR		AIR		AIR		AIR		AIR		AIR	
Units	UG/M3		UG/M3		UG/M3		UG/M3		UG/M3		UG/M3		UG/M3		UG/M3		UG/M3		UG/M3	
Parameter (UG/M3)	Result	Qualifier	Result	Qualifier	Result	Qualifier	Result	Qualifier	Result	Qualifier	Result	Qualifier	Result	Qualifier	Result	Qualifier	Result	Qualifier	Result	Qualifier
1,1,1-Trichloroethane	3.4		12	U	1,400	U	1,100	U	0.88	U	110	U	0.8	U	0.85	U	0.86	U	8.6	U
1,1,2,2-Tetrachloroethane	0.85	U	12	U	1,400	U	1,100	U	0.88	U	110	U	0.8	U	0.85	U	0.86	U	8.6	U
1,1,2-Trichloro-1,2,2-Trifluoroethane	12		120		69,000		77,000		1.5		130		0.6	J	0.7	J	0.57	J	5,500	
1,1,2-Trichloroethane	5.2		28		1,400	U	1,100	U	0.88	U	110	U	0.8	U	0.85	U	0.86	U	8.6	U
1,1-Dichloroethane	0.86	U	12	U	1,400	U	1,100	U	0.9	U	110	U	0.82	U	0.86	U	0.87	U	8.8	U
1,1-Dichloroethene	0.42		2.7		350		400		0.18	U	22	U	0.16	U	0.17	U	0.17	U	1.8	U
1,2,4-Trichlorobenzene	0.85	U	12	U	1,400	U	1,100	U	0.88	U	110	U	0.8	U	0.85	U	0.86	U	8.6	U
1,2,4-Trimethylbenzene	0.66	J	12	U	1,400	U	1,100	U	0.52	J	110	U	0.54	J	0.85	U	0.7	J	8.6	U
1,2-Dibromo-3-chloropropane	0.83	U	11	U	1,400	U	1,100	U	0.86	U	110	U	0.79	U	0.83	U	0.84	U	8.5	U
1,2-Dibromoethane	0.85	U	12	U	1,400	U	1,100	U	0.88	U	110	U	0.8	U	0.85	U	0.86	U	8.6	U
1,2-Dichloro-1,1,2,2-tetrafluoroethane	0.83	U	11	U	1,400	U	1,100	U	0.86	U	110	U	0.79	U	0.83	U	0.84	U	2	J
1,2-Dichlorobenzene	0.85	U	12	U	1,400	U	1,100	U	0.88	U	110	U	0.8	U	0.85	U	0.86	U	8.6	U
1,2-Dichloroethane	0.85	U	12	U	1,400	U	1,100	U	0.88	U	110	U	0.8	U	0.85	U	0.86	U	8.6	U
1,2-Dichloroethene (total)	34		650		47,000		50,000		0.7	J	460		0.8	U	0.85	U	0.86	U	210	
1,2-Dichloropropane	0.85	U	12	U	1,400	U	1,100	U	0.88	U	110	U	0.8	U	0.85	U	0.86	U	8.6	U
1,3,5-Trimethylbenzene	0.14	J	11	U	1,400	U	1,100	U	0.16	J	110	U	0.14	J	0.83	U	0.21	J	8.5	U
1,3-Butadiene	0.83	U	11	U	1,400	U	1,100	U	0.86	U	110	U	0.79	U	0.83	U	0.84	U	8.5	U
1,3-Dichlorobenzene	0.85	U	12	U	1,400	U	1,100	U	0.88	U	110	U	0.8	U	0.85	U	0.86	U	8.6	U
1,4-Dichlorobenzene	0.85	U	12	U	1,400	U	1,100	U	0.88	U	110	U	0.8	U	0.85	U	0.86	U	8.6	U
1,4-Dioxane	0.85	U	12	U	1,400	U	1,100	U	0.88	U	110	U	0.8	U	0.24	J	0.86	U	8.6	U
2-Butanone	0.31	J	24	U	2,800	U	2,200	U	2.4		220	U	0.34	J	0.25	J	3.9		18	U
2-Hexanone	0.85	U	12	U	1,400	U	1,100	U	0.46	J	110	U	0.8	U	0.85	U	0.61	J	8.6	U
2-Propanol	0.92	J	45	U	5,400	U	4,200	U	6.6		430	U	4.8		3.3	U	4.8		34	U
4-Ethyltoluene	0.16	J	12	U	1,400	U	1,100	U	0.88	U	110	U	0.13	J	0.85	U	0.17	J	8.6	U
4-Methyl-2-pentanone	0.83	U	11	U	1,400	U	1,100	U	0.86	U	110	U	0.79	U	0.83	U	0.18	J	8.5	U
Acetic acid, methyl ester	0.79	U	11	U	1,300	U	1,000	U	0.82	U	100	U	0.75	U	0.79	U	0.8	U	8	U
Acetone	3.1	J	110	U	14,000	U	11,000	U	15		1,100	U	5.2	J	2.6	J	23		85	U
Allyl chloride	0.85	U	12	U	1,400	U	1,100	U	0.88	U	110	U	0.8	U	0.85	U	0.86	U	8.6	U
Benzene	0.83	J	11	U	1,400	U	1,100	U	0.68	J	110	U	1.2		0.35	J	0.73	J	1.6	J
Bromodichloromethane	0.85	U	12	U	1,400	U	1,100	U	0.88	U	110	U	0.8	U	0.85	U	0.86	U	8.6	U
Bromoform	0.85	U	12	U	1,400	U	1,100	U	0.88	U	110	U	0.8	U	0.85	U	0.86	U	8.6	U
Bromomethane	0.85	U	12	U	1,400	U	1,100	U	0.88	U	110	U	0.8	U	0.85	U	0.86	U	8.6	U
Carbon disulfide	0.49	J	24	U	2,800	U	2,200	U	1.8	U	220	U	1.6	U	1.2	J	1.7	U	18	U
Carbon tetrachloride	0.51		2.4		260	U	200	U	0.42		20	U	0.48		0.47		0.45		1.6	U
Chlorobenzene	0.85	U	12	U	1,400	U	1,100	U	0.88	U	110	U	0.8	U	0.85	U	0.86	U	8.6	U
Chlorodifluoromethane	7.6		8	J	1,300	U	1,000	U	0.64	J	100	U	0.58	J	0.79	U	0.52	J	8	U
Chloroethane	0.85	U	12	U	1,400	U	1,100	U	0.88	U	110	U	0.8	U	0.85	U	0.86	U	8.6	U
Chloroform	10		82		510	J	560	J	0.88	U	29	J	0.11	J	0.13	J	0.86	U	1.5	J
Chloromethane	0.17	J	11	U	1,400	U	1,100	U	0.4	J	110	U	0.31	J	0.83	U	0.33	J	8.5	U
cis-1,2-Dichloroethene	34		650		47,000		50,000		0.7		460		0.16	U	0.17	U	0.17	U	210	
cis-1,3-Dichloropropene	0.82	U	11	U	1,300	U	1,000	U	0.85	U	110	U	0.77	U	0.82	U	0.83	U	8.3	U
Cyclohexane	1.7	U	24	U	2,800	U	2,200	U	1.8	U	220	U	1.6	U	1.7	U	1.7	U	18	U
Dibromochloromethane	0.85	U	12	U	1,400	U	1,100	U	0.88	U	110	U	0.8	U	0.85	U	0.86	U	8.6	U
Dichlorodifluoromethane	2.6		2.4	J	1,400	U	1,100	U	2.6		110	U	2.6		2.7		2.5		14	
Difluoroethane	2.8		11	U	1,300	U	1,000	U	0.58	J	100	U	0.75	U	0.79	U	0.8	U	8	U
Ethylbenzene	0.23	J	12	U	1,400	U	1,100	U	0.55	J	110	U	0.46	J	0.85	U	0.54	J	8.6	U
Freon 115	0.79	U	11	U	1,300	U	1,000	U	0.82	U	100	U	0.75	U	0.79	U	0.8	U	8	U
Freon 123	0.79	U	11	U	1,300	U	1,000	U	0.82	U	100	U	0.75	U	0.79	U	0.8	U	8	U
Hexachlorobutadiene	0.83	U	11	U	1,400	U	1,100	U	0.86	U	110	U	0.79	U	0.83	U	0.84	U	8.5	U
Hexane	0.25	J	12	U	1,400	U	1,100	U	0.37	J	110	U	0.65	J	0.85	U	0.38	J	8.6	U
Isopropylbenzene	0.85	U	12	U	1,400	U	1,100	U	0.88	U	110	U	0.8	U	0.85	U	0.86	U	8.6	U
Methyl cyclohexane	0.79	U	11	U	1,300	U	1,000	U	0.82	U	100	U	0.75	U	0.79	U	0.8	U	8	U
Methyl Tertbutyl Ether	0.84	J	7.8	J	1,400	U	1,100	U	0.88	U	110	U	0.8	U	0.85	U	0.86	U	8.6	U
Methylene chloride	0.83	U	11	U	1,400	U	1,100	U	0.37	J	110	U	0.38	J	0.26	J	0.38	J	8.5	U
Styrene	0.83	U	11	U	1,400	U	1,100	U	0.86	U	110	U	0.79	U	0.83	U	0.84	U	8.5	U
Tetrachloroethene	170		1,300		21,000		24,000		0.8	J	1,600		0.22	J	1.7		0.36	J	280	
Toluene	0.86		12	U	1,400	U	1,100	U	1.2		110	U	2		0.44	J	1.2		3	J
trans-1,2-Dichloroethene	0.24	J	3.6	J	200	J	230	J	0.88	U	110	U	0.8	U	0.85	U	0.86	U	8.6	U
trans-1,3-Dichloropropene	0.83	U	11	U	1,400	U	1,100	U	0.86	U	110	U	0.79	U	0.83	U	0.84	U	8.5	U
Trichloroethene	420		6,700		210,000		170,000		4.1		20,000		0.4		0.53		0.14	J	1,100	
Trichlorofluoromethane	1.6		2	J	1,400	U	1,100	U	1.4		110	U	1.4		1.5		1.4		3.9	J
Vinyl chloride	0.17	U	2.4	U	280	U	220	U	0.18	U	22	U	0.16	U	0.17	U	0.17	U	1.8	U
Xylene, o	0.32	J	12	U	1,400	U	1,100	U	0.67	J	110	U	0.49	J	0.85	U	0.68	J	8.6	U
Xylenes (m&p)	1.1	J	24	U	2,800	U	2,200	U	2		220	U	1.4	J	0.29	J	1.9		18	U

Prepared by: EMP
Checked by: EAW

Table 2
Nested Well Soil Vapor Analytical Results
Former Unisys Facility, Lake Success, New York

Location	VP-105-50		VP-105-60		VP-105-72		VP-1-5		VP-1-10		VP-1-20		VP-1-30		VP-2-5		VP-2-10		VP-2-20	
Sample Date	3/2/2020		3/2/2020		3/2/2020		2/28/2020		2/28/2020		2/28/2020		2/28/2020		2/28/2020		2/28/2020		2/28/2020	
Sample ID	VP-105-50		VP-105-60		VP-105-72		VP-1-5		VP-1-10		VP-1-20		VP-1-30		VP-2-5		VP-2-10		VP-2-20	
Lab Sample ID	P2001311		P2001313-001		P2001313-002		P2001315-014		P2001315-015		P2001315-016		P2001315-017		P2001315-010		P2001315-011		P2001315-012	
QC Code	FS		FS		FS		FS		FS		FS		FS		FS		FS		FS	
Matrix	AIR		AIR		AIR		AIR		AIR		AIR		AIR		AIR		AIR		AIR	
Units	UG/M3		UG/M3		UG/M3		UG/M3		UG/M3		UG/M3		UG/M3		UG/M3		UG/M3		UG/M3	
Parameter (UG/M3)	Result	Qualifier	Result	Qualifier	Result	Qualifier	Result	Qualifier	Result	Qualifier	Result	Qualifier	Result	Qualifier	Result	Qualifier	Result	Qualifier	Result	Qualifier
1,1,1-Trichloroethane	33	U	2.6	J	2.3	J	0.77	U	0.8	U	0.78	U	0.18	J	0.26	J	3.5		1.2	
1,1,2,2-Tetrachloroethane	33	U	14	U	3.4	U	0.77	U	0.8	U	0.78	U	0.7	U	0.79	U	0.82	U	0.8	U
1,1,2-Trichloro-1,2,2-Trifluoroethane	220		100		86		0.5	J	0.48	J	0.52	J	1.6		0.65	J	1.1		1.5	
1,1,2-Trichloroethane	33	U	14	U	3.4	U	0.77	U	0.8	U	0.78	U	0.7	U	0.79	U	0.82	U	0.8	U
1,1-Dichloroethane	34	U	14	U	3.5	U	0.79	U	0.82	U	0.79	U	0.72	U	0.81	U	3.8		0.39	J
1,1-Dichloroethene	5.2	J	4.5		0.69	U	0.16	U	0.16	U	0.16	U	0.14	U	0.16	U	3.3		0.19	
1,2,4-Trichlorobenzene	33	U	14	U	3.4	U	0.77	U	0.8	U	0.78	U	2.2		0.79	U	0.82	U	0.8	U
1,2,4-Trimethylbenzene	33	U	14	U	3.4	U	0.17	J	0.2	J	0.33	J	0.27	J	0.93		0.13	J	0.14	J
1,2-Dibromo-3-chloropropane	32	U	14	U	3.3	U	0.76	U	0.79	U	0.76	U	0.69	U	0.78	U	0.8	U	0.78	U
1,2-Dibromoethane	33	U	14	U	3.4	U	0.77	U	0.8	U	0.78	U	0.16	J	0.79	U	0.82	U	0.8	U
1,2-Dichloro-1,1,2,2-tetrafluoroethane	32	U	14	U	3.3	U	0.76	U	0.79	U	0.76	U	0.69	U	0.78	U	0.8	U	0.78	U
1,2-Dichlorobenzene	33	U	14	U	3.4	U	0.77	U	0.8	U	0.78	U	0.35	J	0.79	U	0.82	U	0.8	U
1,2-Dichloroethane	33	U	14	U	3.4	U	0.77	U	0.8	U	0.78	U	0.7	U	0.79	U	0.82	U	0.8	U
1,2-Dichloroethene (total)	1,400		500		150		0.77	U	0.8	U	0.78	U	0.7	U	0.25	J	1,100		76	
1,2-Dichloropropane	33	U	14	U	3.4	U	0.77	U	0.8	U	0.78	U	0.7	U	0.79	U	0.82	U	0.8	U
1,3,5-Trimethylbenzene	32	U	14	U	3.3	U	0.76	U	0.79	U	0.76	U	0.69	U	0.26	J	0.8	U	0.78	U
1,3-Butadiene	32	U	14	U	3.3	U	0.76	U	0.13	J	0.76	U	0.69	U	0.17	J	0.13	J	0.78	U
1,3-Dichlorobenzene	33	U	14	U	3.4	U	0.77	U	0.8	U	0.78	U	0.48	J	1.2		0.82	U	0.8	U
1,4-Dichlorobenzene	33	U	14	U	2.4	J	0.77	U	0.8	U	0.78	U	0.78		0.17	J	0.82	U	0.8	U
1,4-Dioxane	33	U	14	U	3.4	U	0.77	U	0.8	U	0.78	U	0.7	U	0.79	U	0.82	U	0.8	U
2-Butanone	67	U	28	U	1.8	J	3.9		6		2.6		5.6		8.9		7.3		3.8	
2-Hexanone	33	U	14	U	3.4	U	0.64	J	0.86		0.24	J	0.82		1.5		1.1		0.61	J
2-Propanol	130	U	54	U	13	U	1.2	J	0.91	J	1.5	J	0.78	J	0.93	J	0.72	J	0.51	J
4-Ethyltoluene	33	U	14	U	3.4	U	0.77	U	0.8	U	0.78	U	0.16	J	0.25	J	0.82	U	0.8	U
4-Methyl-2-pentanone	32	U	14	U	3.3	U	0.76	U	0.79	U	0.76	U	0.69	U	2.8		0.8	U	0.78	U
Acetic acid, methyl ester	31	U	13	U	3.1	U	0.72	U	0.75	U	0.72	U	0.65	U	0.74	U	0.76	U	0.74	U
Acetone	320	U	140	U	11	J	77		95		66		74		140		100		68	
Allyl chloride	33	U	14	U	3.4	U	0.77	U	0.8	U	0.78	U	0.7	U	0.79	U	0.82	U	0.8	U
Benzene	5.4	J	2.4	J	1.5	J	0.76	U	0.12	J	0.68	J	0.28	J	0.43	J	0.26	J	0.32	J
Bromodichloromethane	33	U	14	U	3.4	U	0.77	U	0.8	U	0.78	U	0.7	U	0.79	U	0.82	U	0.8	U
Bromoform	33	U	14	U	3.4	U	0.77	U	0.8	U	0.78	U	0.15	J	0.79	U	0.82	U	0.8	U
Bromomethane	33	U	14	U	3.4	U	0.77	U	0.8	U	0.78	U	0.7	U	0.79	U	0.82	U	0.8	U
Carbon disulfide	67	U	28	U	7.5		26		0.24	J	1.6	U	0.24	J	1.7		0.9	J	0.43	J
Carbon tetrachloride	6.1	U	2.6	U	0.65		0.33		0.35		0.39		0.32		0.37		0.24		0.25	
Chlorobenzene	33	U	14	U	3.4	U	0.77	U	0.8	U	0.78	U	0.11	J	0.79	U	0.82	U	0.8	U
Chlorodifluoromethane	150		140		130		0.72	U	0.75	U	0.72	U	0.65	U	0.74	U	0.76	U	0.74	U
Chloroethane	33	U	14	U	3.4	U	0.77	U	0.8	U	0.78	U	0.7	U	0.79	U	0.82	U	0.8	U
Chloroform	17	J	15		6.4		0.29	J	0.27	J	0.78	U	0.4	J	0.2	J	0.68	J	0.44	J
Chloromethane	32	U	14	U	3.3	U	0.76	U	0.79	U	0.29	J	0.69	U	0.78	U	0.8	U	0.78	U
cis-1,2-Dichloroethene	1,400		490		150		0.16	U	0.16	U	0.16	U	0.14	U	0.25		1,100		75	
cis-1,3-Dichloropropene	32	U	13	U	3.3	U	0.74	U	0.77	U	0.75	U	0.68	U	0.76	U	0.79	U	0.77	U
Cyclohexane	67	U	28	U	6.9	U	1.6	U	1.6	U	1.6	U	1.4	U	1.6	U	1.7	U	1.6	U
Dibromochloromethane	33	U	14	U	3.4	U	0.77	U	0.8	U	0.78	U	0.7	U	0.79	U	0.82	U	0.8	U
Dichlorodifluoromethane	32	U	3	J	3.4		2.1		2.1		2.3		4.9		2.2		2.1		2	
Difluoroethane	31	U	13	U	3.1	U	0.72	U	0.75	U	0.72	U	0.65	U	0.74	U	0.76	U	0.74	U
Ethylbenzene	33	U	14	U	0.7	J	0.77	U	0.8	U	0.34	J	0.16	J	0.47	J	0.82	U	0.8	U
Freon 115	31	U	13	U	3.1	U	0.72	U	0.75	U	0.72	U	0.65	U	0.74	U	0.76	U	0.74	U
Freon 123	31	U	13	U	3.1	U	0.72	U	0.75	U	0.72	U	0.65	U	0.74	U	0.76	U	0.74	U
Hexachlorobutadiene	32	U	14	U	3.3	U	0.76	U	0.79	U	0.76	U	0.69	U	0.78	U	0.8	U	0.78	U
Hexane	33	U	14	U	3.4	U	0.77	U	0.8	U	0.42	J	0.7	U	0.44	J	0.21	J	0.8	U
Isopropylbenzene	33	U	14	U	3.4	U	0.77	U	0.8	U	0.78	U	0.7	U	0.79	U	0.82	U	0.8	U
Methyl cyclohexane	31	U	13	U	3.1	U	0.72	U	0.75	U	0.72	U	0.65	U	0.74	U	0.76	U	0.74	U
Methyl Tertbutyl Ether	33	U	14	UJ	3.4	UJ	0.77	UJ	0.8	UJ	0.78	UJ	0.7	UJ	0.79	UJ	0.82	UJ	0.8	UJ
Methylene chloride	32	U	14	U	3.3	U	0.76	U	0.79	U	0.33	J	0.69	U	0.28	J	0.8	U	0.78	U
Styrene	32	U	14	U	3.3	U	0.76	U	0.79	U	0.76	U	0.24	J	0.76	J	0.8	U	0.78	U
Tetrachloroethene	1,200		1,000		1,000		0.32	J	0.3	J	0.1	J	14		8.7		500		81	
Toluene	33	U	3.1	J	3.2	J	0.18	J	0.25	J	1		0.42	J	3.2		0.24	J	0.63	J
trans-1,2-Dichloroethene	11	J	7.1	J	5.9		0.77	U	0.8	U	0.78	U	0.7	U	0.79	U	2.2		0.29	J
trans-1,3-Dichloropropene	32	U	14	U	3.3	U	0.76	U	0.79	U	0.76	U	0.69	U	0.78	U	0.8	U	0.78	U
Trichloroethene	5,900		4,500		1,900		4.6		2.4		0.16	U	140		0.69		150		70	
Trichlorofluoromethane	18	J	17		20		1.2		1.2		1.2		1.8		1.2		1.2		1.3	
Vinyl chloride	6.7	U	3.2		0.69	U	0.16	U	0.16	U	0.16	U	0.14	U	0.16	U	5.9		2	
Xylene, o	33	U	14	U	0.63	J	0.77	U	0.8	U	0.39	J	0.19	J	0.78	J	0.82	U	0.8	U
Xylenes (m&p)	67	U	28	U	2.5	J	0.21	J	0.34	J	1.2	J	0.54	J	1.9		1.7	U	0.28	J

Prepared by: EMP
Checked by: EAW

Table 2
Nested Well Soil Vapor Analytical Results
Former Unisys Facility, Lake Success, New York

Location	VP-2-30		VP-3-5		VP-3-10		VP-3-20		VP-3-30		VP-3D-40		VP-3D-51		VP-3D-61		VP-3D-73		VP-4-5	
Sample Date	2/28/2020		2/27/2020		2/27/2020		2/27/2020		2/27/2020		2/27/2020		2/27/2020		2/27/2020		2/27/2020		2/29/2020	
Sample ID	VP-2-30		VP-3-5		VP-3-10		VP-3-20		VP-3-30		VP-3D-40		VP-3D-51		VP-3D-61		VP-3D-73		VP-4-5	
Lab Sample ID	P2001315-013		P2001314		P2001314		P2001314		P2001314		P2001314		P2001314		P2001314		P2001314		P2001314	
QC Code	FS		FS		FS		FS		FS		FS		FS		FS		FS		FS	
Matrix	AIR		AIR		AIR		AIR		AIR		AIR		AIR		AIR		AIR		AIR	
Units	UG/M3		UG/M3		UG/M3		UG/M3		UG/M3		UG/M3		UG/M3		UG/M3		UG/M3		UG/M3	
Parameter (UG/M3)	Result	Qualifier	Result	Qualifier	Result	Qualifier	Result	Qualifier	Result	Qualifier	Result	Qualifier	Result	Qualifier	Result	Qualifier	Result	Qualifier	Result	Qualifier
1,1,1-Trichloroethane	0.13	J	0.78	U	0.82	U	0.75	U	0.8	U	0.82	U	0.58	J	5.5		8.4		0.98	U
1,1,2,2-Tetrachloroethane	0.77	U	0.78	U	0.82	U	0.75	U	0.8	U	0.82	U	0.75	U	0.82	U	0.8	U	0.98	U
1,1,2-Trichloro-1,2,2-Trifluoroethane	5.1		1		1.7		2.4		3		4.8		7.6		18		18		0.52	J
1,1,2-Trichloroethane	0.77	U	0.78	U	0.82	U	0.75	U	0.8	U	0.82	U	0.75	U	0.82	U	0.8	U	0.98	U
1,1-Dichloroethane	0.79	U	0.79	U	0.84	U	0.76	U	0.81	U	0.83	U	0.13	J	0.34	J	0.82	U	1	U
1,1-Dichloroethene	0.16	U	0.16	U	0.17	U	0.32		0.2		0.17	U	0.15	U	0.28		0.38		0.2	U
1,2,4-Trichlorobenzene	0.77	U	0.78	U	0.82	U	0.75	U	0.8	U	0.82	U	0.75	U	0.82	U	0.8	U	0.98	U
1,2,4-Trimethylbenzene	0.25	J	0.17	J	0.15	J	0.17	J	0.23	J	0.18	J	0.3	J	0.3	J	0.24	J	0.98	J
1,2-Dibromo-3-chloropropane	0.76	U	0.76	U	0.81	U	0.74	U	0.78	U	0.8	U	0.73	U	0.81	U	0.79	U	0.96	U
1,2-Dibromoethane	0.77	U	0.78	U	0.82	U	0.75	U	0.72	J	0.82	U	0.75	U	0.82	U	0.8	U	0.98	U
1,2-Dichloro-1,1,2,2-tetrafluoroethane	0.76	U	0.76	U	0.81	U	0.74	U	0.78	U	0.8	U	0.34	J	1.4		0.79	J	0.96	U
1,2-Dichlorobenzene	0.77	U	0.78	U	0.82	U	0.75	U	0.8	U	0.82	U	0.75	U	0.82	U	0.8	U	0.98	U
1,2-Dichloroethane	0.77	U	0.78	U	0.82	U	0.75	U	0.8	U	0.82	U	0.75	U	0.82	U	0.8	U	0.98	U
1,2-Dichloroethene (total)	10		0.78	U	0.24	J	27		34		32		84		75		19		0.98	U
1,2-Dichloropropane	0.77	U	0.78	U	0.82	U	0.75	U	0.39	J	0.32	J	0.75	U	0.82	U	0.8	U	0.98	U
1,3,5-Trimethylbenzene	0.76	U	0.76	U	0.81	U	0.74	U	0.78	U	0.8	U	0.73	U	0.81	U	0.79	U	0.28	J
1,3-Butadiene	0.76	U	0.76	U	0.81	U	0.74	U	0.78	U	0.8	U	0.73	U	0.81	U	0.79	U	1.3	
1,3-Dichlorobenzene	0.77	U	0.78	U	0.82	U	0.75	U	0.8	U	0.82	U	0.75	U	0.82	U	0.8	U	0.98	U
1,4-Dichlorobenzene	0.77	U	0.78	U	0.82	U	0.75	U	0.8	U	0.82	U	0.27	J	0.33	J	0.8	U	0.44	J
1,4-Dioxane	0.77	U	0.78	U	0.82	U	0.75	U	0.8	U	0.82	U	0.75	U	0.82	U	0.8	U	0.98	U
2-Butanone	5.6		2.7		3.9		1.7		3.4		1.8		1.8		2		1.1	J	58	
2-Hexanone	0.66	J	0.42	J	0.84		0.29	J	0.47	J	0.29	J	0.32	J	0.34	J	0.19	J	7.7	
2-Propanol	1.5	J	0.6	J	0.6	J	1.2	J	0.68	J	0.47	J	0.37	J	3.2	U	3.1	U	2.7	J
4-Ethyltoluene	0.77	U	0.78	U	0.82	U	0.75	U	0.8	U	0.82	U	0.75	U	0.82	U	0.8	U	0.28	J
4-Methyl-2-pentanone	0.76	U	0.76	U	0.81	U	0.74	U	0.78	U	0.8	U	0.14	J	0.81	U	0.79	U	0.53	J
Acetic acid, methyl ester	0.72	U	0.72	U	0.76	U	0.7	U	0.74	U	0.76	U	0.69	U	0.76	U	0.75	U	0.91	U
Acetone	120		29		56		25		51		40		37		42		26		810	
Allyl chloride	0.77	U	0.78	U	0.82	U	0.75	U	0.8	U	0.82	U	0.75	U	0.82	U	0.8	U	0.98	U
Benzene	0.65	J	0.12	J	0.81	U	0.33	J	0.23	J	0.2	J	0.15	J	0.19	J	0.21	J	0.59	J
Bromodichloromethane	0.77	U	0.78	U	0.82	U	0.75	U	0.8	U	0.82	U	0.75	U	0.82	U	0.8	U	0.98	U
Bromoform	0.77	U	0.78	U	0.82	U	0.75	U	0.8	U	0.82	U	0.75	U	0.82	U	0.8	U	0.98	U
Bromomethane	0.77	U	0.78	U	0.82	U	0.75	U	0.8	U	0.82	U	0.75	U	0.82	U	0.8	U	0.98	U
Carbon disulfide	1.6	U	0.89	J	1.7	U	1.5	U	0.72	J	1.2	J	0.27	J	0.32	J	1.1	J	17	
Carbon tetrachloride	0.4		0.14	U	0.14	J	0.24		0.27		0.29		0.39		0.54		0.94		0.32	
Chlorobenzene	0.77	U	0.78	U	0.82	U	0.75	U	0.8	U	0.82	U	0.75	U	0.82	U	0.8	U	0.98	U
Chlorodifluoromethane	0.72	U	0.53	J	0.51	J	0.54	J	0.74	U	0.55	J	0.85		1.5		1.2		0.91	U
Chloroethane	0.77	U	0.78	U	0.82	U	0.75	U	0.8	U	0.82	U	0.75	U	0.82	U	0.8	U	0.37	J
Chloroform	0.15	J	7.5		1.1		0.72	J	0.46	J	0.43	J	1.2		3.6		10		0.15	J
Chloromethane	0.31	J	0.76	U	0.81	U	0.74	U	0.78	U	0.8	U	0.73	U	0.81	U	0.79	U	0.5	J
cis-1,2-Dichloroethene	10		0.16	U	0.24		25		33		31		84		75		19		0.2	U
cis-1,3-Dichloropropene	0.74	U	0.75	U	0.79	U	0.72	U	0.77	U	0.79	U	0.72	U	0.79	U	0.77	U	0.95	U
Cyclohexane	1.6	U	1.6	U	1.7	U	1.5	U	1.6	U	1.7	U	1.5	U	1.7	U	1.6	U	2	U
Dibromochloromethane	0.77	U	0.78	U	0.82	U	0.75	U	0.8	U	0.82	U	0.75	U	0.82	U	0.8	U	0.98	U
Dichlorodifluoromethane	2.2		2.4		2.4		2.3		2.5		2.5		3		5.1		3.7		2.1	
Difluoroethane	0.72	U	0.72	U	0.76	U	1.6		0.6	J	0.4	J	0.69	U	0.76	U	0.75	U	0.91	U
Ethylbenzene	0.3	J	0.78	U	0.82	U	0.12	J	0.14	J	0.16	J	0.75	U	0.82	U	0.8	U	0.55	J
Freon 115	0.72	U	0.72	U	0.76	U	0.7	U	0.74	U	0.76	U	0.69	U	0.76	U	0.75	U	0.91	U
Freon 123	0.72	U	0.72	U	0.76	U	0.7	U	0.74	U	0.76	U	0.69	U	0.76	U	0.75	U	0.91	U
Hexachlorobutadiene	0.76	U	0.76	U	0.81	U	0.74	U	0.78	U	0.8	U	0.73	U	0.81	U	0.79	U	0.96	U
Hexane	0.74	J	0.78	U	0.82	U	0.75	U	0.8	U	0.82	U	0.75	U	0.82	U	0.8	U	2	
Isopropylbenzene	0.77	U	0.78	U	0.82	U	0.75	U	0.8	U	0.82	U	0.75	U	0.82	U	0.8	U	0.98	U
Methyl cyclohexane	0.72	U	0.72	U	0.76	U	0.7	U	0.74	U	0.76	U	0.69	U	0.76	U	0.75	U	0.91	U
Methyl Tertbutyl Ether	0.77	UJ	0.78	U	0.82	U	0.75	U	0.8	U	0.82	U	0.75	U	2.4		0.11	J	0.98	U
Methylene chloride	0.34	J	0.76	U	0.81	U	0.55	J	0.37	J	0.3	J	0.73	U	0.81	U	0.79	U	0.35	J
Styrene	0.76	U	0.76	U	0.81	U	0.74	U	0.78	U	0.8	U	0.73	U	0.81	U	0.79	U	0.16	J
Tetrachloroethene	38		4.5		13		130		140		100		180		450		390		0.69	J
Toluene	0.95		0.37	J	0.29	J	0.97		4.1		3.4		0.37	J	0.26	J	0.38	J	1.6	
trans-1,2-Dichloroethene	0.77	U	0.78	U	0.82	U	2.8		1.7		0.96		0.45	J	0.68	J	0.77	J	0.98	U
trans-1,3-Dichloropropene	0.76	U	0.76	U	0.81	U	0.74	U	0.78	U	0.8	U	0.73	U	0.81	U	0.79	U	0.96	U
Trichloroethene	21		0.84		4.7		73		63		59		94		190		240		0.2	U
Trichlorofluoromethane	1.3		1.2		1.2		1.2		1.3		1.3		1.6		2.6		4.5		1.1	
Vinyl chloride	0.16	U	0.16	U	0.17	U	0.1	J	0.16	U	0.17	U	0.15	U	0.17	U	0.16	U	0.2	U
Xylene, o	0.36	J	0.14	J	0.82	U	0.15	J	0.17	J	0.19	J	0.13	J	0.82	U	0.13	J	0.61	J
Xylenes (m&p)	0.89	J	0.3	J	0.26	J	0.41	J	0.47	J	0.57	J	0.29	J	0.27	J	0.3	J	1.4	J

Prepared by: EMP
Checked by: EAW

Table 2
Nested Well Soil Vapor Analytical Results
Former Unisys Facility, Lake Success, New York

Location	VP-4-10		VP-4-20		VP-4-30		VP-5-5		VP-5-10		VP-5-20		VP-5-30		VP-106-5		VP-106-11		VP-106-19.5	
Sample Date	2/27/2020		2/27/2020		2/27/2020		2/28/2020		2/28/2020		2/28/2020		2/29/2020		3/2/2020		3/2/2020		3/2/2020	
Sample ID	VP-4-10		VP-4-20		VP-4-30		VP-5-5		VP-5-10		VP-5-20		VP-5-30		VP-106-5		VP-106-11		VP-106-19.5	
Lab Sample ID	P2001314		P2001314		P2001314		P2001315-018		P2001315-019		P2001315-020		P2001315-021		P2001311-001		P2001311-002		P2001311-003	
QC Code	FS		FS		FS		FS		FS		FS		FS		FS		FS		FS	
Matrix	AIR		AIR		AIR		AIR		AIR		AIR		AIR		AIR		AIR		AIR	
Units	UG/M3		UG/M3		UG/M3		UG/M3		UG/M3		UG/M3		UG/M3		UG/M3		UG/M3		UG/M3	
Parameter (UG/M3)	Result	Qualifier	Result	Qualifier	Result	Qualifier	Result	Qualifier	Result	Qualifier	Result	Qualifier	Result	Qualifier	Result	Qualifier	Result	Qualifier	Result	Qualifier
1,1,1-Trichloroethane	0.76	U	0.74	U	0.099	J	0.75	U	0.26	J	0.29	J	0.61	J	0.77	U	0.8	U	0.78	U
1,1,2,2-Tetrachloroethane	0.76	U	0.74	U	0.78	U	0.75	U	0.72	U	0.74	U	0.8	U	0.77	U	0.8	U	0.78	U
1,1,2-Trichloro-1,2,2-Trifluoroethane	1.5		5		5.7		0.52	J	0.86		1.2		2		0.54	J	0.71	J	0.83	
1,1,2-Trichloroethane	0.76	U	0.74	U	0.78	U	0.75	U	0.72	U	0.74	U	0.8	U	0.77	U	0.8	U	0.78	U
1,1-Dichloroethane	0.78	U	0.75	U	0.8	U	0.76	U	0.73	U	0.75	U	0.81	U	0.79	U	0.82	U	0.79	U
1,1-Dichloroethene	0.16	U	0.15	U	0.16	U	0.15	U	0.15	U	0.15	U	0.16	U	0.16	U	0.16	U	0.16	U
1,2,4-Trichlorobenzene	0.76	U	0.74	U	0.78	U	0.75	U	0.72	U	0.74	U	0.8	U	0.77	U	0.8	U	0.78	U
1,2,4-Trimethylbenzene	0.27	J	0.18	J	0.31	J	0.25	J	0.18	J	0.16	J	0.12	J	0.18	J	0.45	J	0.34	J
1,2-Dibromo-3-chloropropane	0.75	U	0.73	U	0.77	U	0.74	U	0.7	U	0.73	U	0.78	U	0.76	U	0.79	U	0.76	U
1,2-Dibromoethane	0.12	J	0.74	U	0.78	U	0.75	U	0.72	U	0.74	U	0.8	U	0.77	U	0.8	U	0.78	U
1,2-Dichloro-1,1,2,2-tetrafluoroethane	0.75	U	0.12	J	0.77	U	0.74	U	0.7	U	0.73	U	0.78	U	0.76	U	0.79	U	0.76	U
1,2-Dichlorobenzene	0.76	U	0.74	U	0.78	U	0.75	U	0.72	U	0.74	U	0.8	U	0.77	U	0.8	U	0.78	U
1,2-Dichloroethane	0.76	U	0.74	U	0.78	U	0.75	U	0.72	U	0.74	U	0.8	U	0.77	U	0.8	U	0.78	U
1,2-Dichloroethene (total)	0.66	J	0.33	J	0.61	J	0.75	U	0.72	U	0.58	J	1		0.77	U	0.8	U	0.78	U
1,2-Dichloropropane	0.76	U	0.74	U	0.78	U	0.75	U	0.72	U	0.74	U	0.8	U	0.77	U	0.8	U	0.78	U
1,3,5-Trimethylbenzene	0.75	U	0.73	U	0.77	U	0.74	U	0.7	U	0.73	U	0.78	U	0.76	U	0.79	U	0.76	U
1,3-Butadiene	0.37	J	0.26	J	0.22	J	0.14	J	0.7	U	0.13	J	0.78	U	0.76	U	0.79	U	0.76	U
1,3-Dichlorobenzene	0.76	U	0.74	U	0.78	U	0.75	U	0.72	U	0.74	U	0.8	U	0.77	U	0.8	U	0.78	U
1,4-Dichlorobenzene	0.76	U	0.74	U	0.78	U	0.75	U	0.72	U	0.74	U	0.8	U	0.77	U	0.8	U	0.78	U
1,4-Dioxane	0.76	U	0.74	U	0.78	U	0.75	U	0.72	U	0.74	U	0.8	U	0.77	U	0.8	U	0.78	U
2-Butanone	13		11		7.2		3.2		5.1		3.4		1.2	J	1.4	J	3.1		3	
2-Hexanone	2.1		1.6		1.1		0.38	J	0.85		0.46	J	0.8	U	0.77	U	0.45	J	0.49	J
2-Propanol	0.61	J	0.69	J	2.9	J	0.99	J	0.54	J	0.36	J	0.44	J	2.2	J	1.5	J	0.78	J
4-Ethyltoluene	0.76	U	0.74	U	0.78	U	0.75	U	0.72	U	0.74	U	0.8	U	0.77	U	0.8	U	0.78	U
4-Methyl-2-pentanone	0.75	U	0.35	J	0.12	J	0.74	U	0.2	J	0.73	U	0.78	U	0.76	U	0.7	J	0.3	J
Acetic acid, methyl ester	0.71	U	0.36	J	0.73	U	0.7	U	0.67	U	0.69	U	0.74	U	0.72	U	0.75	U	0.72	U
Acetone	320		150		140		80		99		79		20		19		42		38	
Allyl chloride	0.76	U	0.74	U	0.78	U	0.75	U	0.72	U	0.74	U	0.8	U	0.77	U	0.8	U	0.78	U
Benzene	0.12	J	0.2	J	0.55	J	0.69	J	0.14	J	0.32	J	0.26	J	0.53	J	0.28	J	0.17	J
Bromodichloromethane	0.76	U	0.74	U	0.78	U	0.75	U	0.72	U	0.74	U	0.8	U	0.77	U	0.8	U	0.44	J
Bromoform	0.76	U	0.74	U	0.78	U	0.75	U	0.72	U	0.74	U	0.8	U	0.77	U	0.8	U	0.78	U
Bromomethane	0.76	U	0.13	J	0.78	U	0.75	U	0.72	U	0.74	U	0.8	U	0.77	U	0.8	U	0.78	U
Carbon disulfide	2.8		0.86	J	0.65	J	1.5	U	0.6	J	0.33	J	1.6	U	0.54	J	0.77	J	1.1	J
Carbon tetrachloride	0.32		0.1	J	0.36		0.39		0.13	U	0.12	J	0.15	U	0.44		0.15	U	0.12	J
Chlorobenzene	0.76	U	0.74	U	0.78	U	0.75	U	0.72	U	0.74	U	0.8	U	0.77	U	0.13	J	0.78	U
Chlorodifluoromethane	0.56	J	0.69	U	2.4		0.7	U	0.67	U	0.69	U	0.74	U	0.39	J	0.75	U	0.72	U
Chloroethane	0.76	U	0.74	U	0.78	U	0.75	U	0.72	U	0.74	U	0.8	U	0.77	U	0.8	U	0.78	U
Chloroform	0.42	J	0.28	J	0.29	J	0.75	U	0.34	J	1.7		2.5		0.77	U	0.83		2.2	
Chloromethane	0.75	U	0.12	J	0.2	J	0.25	J	0.7	U	0.73	U	0.78	U	0.27	J	0.79	U	0.76	U
cis-1,2-Dichloroethene	0.66		0.33		0.61		0.15	U	0.15	U	0.47		0.85		0.16	U	0.16	U	0.16	U
cis-1,3-Dichloropropene	0.73	U	0.71	U	0.75	U	0.72	U	0.69	U	0.71	U	0.77	U	0.74	U	0.77	U	0.75	U
Cyclohexane	1.6	U	1.5	U	1.6	U	1.5	U	1.5	U	1.5	U	1.6	U	1.6	U	1.6	U	1.6	U
Dibromochloromethane	0.76	U	0.74	U	0.78	U	0.75	U	0.72	U	0.74	U	0.8	U	0.77	U	0.8	U	0.78	U
Dichlorodifluoromethane	2.5		2.5		2.5		2.2		2.3		5.2		7.6		2.4		2.3		2.2	
Difluoroethane	0.47	J	0.69	U	3.5		0.7	U	0.67	U	0.69	U	0.74	U	0.72	U	0.75	U	0.72	U
Ethylbenzene	0.11	J	0.15	J	0.26	J	0.27	J	0.72	U	0.74	U	0.8	U	0.19	J	0.25	J	0.12	J
Freon 115	0.71	U	0.69	U	0.73	U	0.7	U	0.67	U	0.69	U	0.74	U	0.72	U	0.75	U	0.72	U
Freon 123	0.71	U	0.69	U	0.73	U	0.7	U	0.67	U	3.9		8.5		0.72	U	0.75	U	0.72	U
Hexachlorobutadiene	0.75	U	0.73	U	0.77	U	0.74	U	0.7	U	0.73	U	0.78	U	0.76	U	0.79	U	0.76	U
Hexane	0.28	J	1.3		0.42	J	0.4	J	0.72	U	0.33	J	0.22	J	0.28	J	0.8	U	0.78	U
Isopropylbenzene	0.76	U	0.74	U	0.78	U	0.75	U	0.72	U	0.74	U	0.8	U	0.77	U	0.8	U	0.78	U
Methyl cyclohexane	0.71	U	0.69	U	0.73	U	0.7	U	0.67	U	0.69	U	0.74	U	0.72	U	0.75	U	0.72	U
Methyl Tertbutyl Ether	0.76	U	0.74	U	0.78	U	0.75	UJ	0.72	UJ	0.74	UJ	0.8	UJ	0.77	UJ	0.8	UJ	0.78	UJ
Methylene chloride	0.75	U	0.73	U	0.51	J	0.32	J	0.7	U	0.73	U	0.78	U	0.36	J	0.79	U	0.76	U
Styrene	0.75	U	0.73	U	0.77	U	0.74	U	0.7	U	0.73	U	0.78	U	0.76	U	0.48	J	0.76	U
Tetrachloroethene	2.5		3		12		0.72	U	52		61		130		0.19	J	6.9		13	
Toluene	0.43	J	0.5	J	1.4		0.89		0.25	J	0.33	J	0.45	J	0.57	J	0.34	J	0.85	
trans-1,2-Dichloroethene	0.76	U	0.74	U	0.78	U	0.75	U	0.72	U	0.11	J	0.17	J	0.77	U	0.8	U	0.78	U
trans-1,3-Dichloropropene	0.75	U	0.73	U	0.77	U	0.74	U	0.7	U	0.73	U	0.78	U	0.76	U	0.79	U	0.76	U
Trichloroethene	1.6		5.2		15		0.15	U	0.15	U	79		150		0.13	J	4.5		6.2	
Trichlorofluoromethane	1.3		1.2		1.3		1.2		1.1		1.7		2.1		1.3		1.5		1.6	
Vinyl chloride	0.16	U	0.15	U	0.16	U	0.15	U	0.15	U	0.15	U	0.16	U	0.16	U	0.16	U	0.16	U
Xylene, o	0.16	J	0.13	J	0.31	J	0.28	J	0.72	U	0.12	J	0.8	U	0.22	J	0.7	J	0.17	J
Xylenes (m&p)	0.4	J	0.32	J	0.83	J	0.9	J	0.24	J	0.3	J	0.23	J	0.6	J	1.1	J	0.44	J

Prepared by: EMP
Checked by: EAW

Table 2
Nested Well Soil Vapor Analytical Results
Former Unisys Facility, Lake Success, New York

Location	VP-106-28		VP-106-56		VP-106-72		VP-106-84		VP-108-5		VP-108-10		VP-108-20		VP-108-29.5		VP-108-29.5		VP-108D-50.5	
Sample Date	3/2/2020		3/2/2020		3/2/2020		3/2/2020		2/28/2020		2/28/2020		2/28/2020		2/28/2020		2/28/2020		2/28/2020	
Sample ID	VP-106-28		VP-106-56		VP-106-72		VP-106-84		VP-108-5		VP-108-10		VP-108-20		VP-108-29.5		VP-108-100		VP-108D-50.5	
Lab Sample ID	P2001311-004		P2001311-005		P2001311		P2001311		P2001315-002		P2001315-003		P2001315-004		P2001315-005		P2001315-006		P2001315-007	
QC Code	FS		FS		FS		FS		FS		FS		FS		FS		FD		FS	
Matrix	AIR		AIR		AIR		AIR		AIR		AIR		AIR		AIR		AIR		AIR	
Units	UG/M3		UG/M3		UG/M3		UG/M3		UG/M3		UG/M3		UG/M3		UG/M3		UG/M3		UG/M3	
Parameter (UG/M3)	Result	Qualifier	Result	Qualifier	Result	Qualifier	Result	Qualifier	Result	Qualifier	Result	Qualifier	Result	Qualifier	Result	Qualifier	Result	Qualifier	Result	Qualifier
1,1,1-Trichloroethane	0.83	U	0.65	J	0.86	J	0.8	U	0.74	U	0.73	U	0.77	U	500	U	500	U	0.71	J
1,1,2,2-Tetrachloroethane	0.83	U	2.5	U	2.8	U	0.8	U	0.74	U	0.73	U	0.77	U	500	U	500	U	3.6	U
1,1,2-Trichloro-1,2,2-Trifluoroethane	0.83		44		46		0.53	J	0.54	J	0.57	J	1.8		2,300		2,200		65	
1,1,2-Trichloroethane	0.83	U	2.5	U	2.8	U	0.8	U	0.74	U	0.73	U	0.77	U	500	U	500	U	3.6	U
1,1-Dichloroethane	0.84	U	2.6	U	2.9	U	0.82	U	0.75	U	0.74	U	0.79	U	510	U	510	U	3.7	U
1,1-Dichloroethene	0.17	U	0.51	U	0.57	J	0.16	U	0.15	U	0.15	U	0.16	U	100	U	100	U	13	
1,2,4-Trichlorobenzene	0.27	J	2.5	U	2.8	U	0.8	U	0.74	U	0.73	U	0.77	U	500	U	500	U	3.6	U
1,2,4-Trimethylbenzene	0.3	J	0.4	J	2.8	U	0.34	J	0.17	J	0.17	J	0.19	J	500	U	500	U	13	
1,2-Dibromo-3-chloropropane	0.81	U	2.5	U	2.8	U	0.79	U	0.73	U	0.72	U	0.76	U	490	U	490	U	3.6	U
1,2-Dibromoethane	0.83	U	2.5	U	2.8	U	0.8	U	0.74	U	0.73	U	0.77	U	500	U	500	U	3.6	U
1,2-Dichloro-1,1,2,2-tetrafluoroethane	0.81	U	2.5	U	2.8	U	0.79	U	0.73	U	0.72	U	0.76	U	490	U	490	U	3.6	U
1,2-Dichlorobenzene	0.83	U	2.5	U	2.8	U	0.8	U	0.74	U	0.73	U	0.77	U	500	U	500	U	4.3	
1,2-Dichloroethane	0.83	U	2.5	U	2.8	U	0.8	U	0.74	U	0.73	U	0.77	U	500	U	500	U	3.6	U
1,2-Dichloroethene (total)	0.83	U	61		66		0.8	U	0.15	J	0.13	J	12		9,700		9,200		1,900	
1,2-Dichloropropane	0.83	U	2.5	U	2.8	U	0.8	U	0.74	U	0.73	U	0.77	U	500	U	500	U	3.6	U
1,3,5-Trimethylbenzene	0.81	U	2.5	U	2.8	U	0.79	U	0.73	U	0.72	U	0.76	U	490	U	490	U	3.1	J
1,3-Butadiene	0.81	U	2.5	U	2.8	U	0.79	U	0.13	J	0.72	U	0.76	U	490	U	490	U	3.6	U
1,3-Dichlorobenzene	0.83	U	2.5	U	2.8	U	0.8	U	0.74	U	0.73	U	0.77	U	500	U	500	U	3.6	U
1,4-Dichlorobenzene	0.83	U	2.5	U	2.8	U	0.8	U	0.74	U	0.73	U	0.77	U	500	U	500	U	1.1	J
1,4-Dioxane	0.83	U	2.5	U	2.8	U	0.8	U	0.74	U	0.73	U	0.77	U	500	U	500	U	3.6	U
2-Butanone	4.2		2.7	J	8		1.9		3.1		3.4		2.9		1,000	U	1,000	U	3.3	J
2-Hexanone	0.39	J	2.5	U	1.3	J	0.29	J	0.32	J	0.58	J	0.5	J	500	U	500	U	3.6	U
2-Propanol	1.4	J	9.8	U	2.2	J	2.2	J	0.62	J	2.8	U	0.33	J	1,900	U	2,000	U	14	U
4-Ethyltoluene	0.83	U	2.5	U	2.8	U	0.8	U	0.74	U	0.73	U	0.77	U	500	U	500	U	5.1	
4-Methyl-2-pentanone	1.2		2.5	U	0.51	J	0.79	U	0.73	U	0.72	U	0.76	U	490	U	490	U	3.6	U
Acetic acid, methyl ester	0.77	U	2.3	U	2.6	U	0.75	U	0.69	U	0.68	U	0.72	U	460	U	470	U	3.4	U
Acetone	65		25		100		24		90		83		78		4,900	U	4,900	U	93	
Allyl chloride	0.83	U	2.5	U	2.8	U	0.8	U	0.74	U	0.73	U	0.77	U	500	U	500	U	3.6	U
Benzene	0.38	J	0.62	J	1.1	J	0.55	J	0.11	J	0.72	U	0.41	J	490	U	490	U	0.67	J
Bromodichloromethane	0.64	J	2.5	U	2.8	U	0.8	U	0.74	U	0.73	U	0.77	U	500	U	500	U	3.6	U
Bromoform	0.83	U	2.5	U	2.8	U	0.8	U	0.74	U	0.73	U	0.77	U	500	U	500	U	3.6	U
Bromomethane	0.83	U	2.5	U	2.8	U	0.8	U	0.74	U	0.73	U	0.77	U	500	U	500	U	3.6	U
Carbon disulfide	2.7		0.88	J	3.7	J	1.6	U	0.23	J	1.5	U	1.6	U	1,000	U	1,000	U	7.4	U
Carbon tetrachloride	0.12	J	0.47	U	0.53	U	0.43		0.37		0.38		0.38		92	U	93	U	0.67	U
Chlorobenzene	0.83	U	2.5	U	2.8	U	0.8	U	0.74	U	0.73	U	0.77	U	500	U	500	U	3.6	U
Chlorodifluoromethane	0.77	U	10		2.6	U	0.38	J	0.69	U	0.68	U	0.72	U	460	U	470	U	2.2	J
Chloroethane	0.83	U	2.5	U	2.8	U	0.8	U	0.74	U	0.73	U	0.77	U	500	U	500	U	3.6	U
Chloroform	1.8		3.1		4.3		0.8	U	0.15	J	0.26	J	0.28	J	500	U	500	U	0.7	J
Chloromethane	0.81	U	2.5	U	2.8	U	0.29	J	0.73	U	0.72	U	0.76	U	490	U	490	U	3.6	U
cis-1,2-Dichloroethene	0.17	U	59		63		0.16	U	0.15		0.13	J	12		9,600		9,100		1,900	
cis-1,3-Dichloropropene	0.8	U	2.4	U	2.7	U	0.77	U	0.71	U	0.7	U	0.74	U	480	U	490	U	3.5	U
Cyclohexane	1.7	U	5.1	U	5.8	U	1.6	U	1.5	U	1.5	U	1.6	U	1,000	U	1,000	U	7.4	U
Dibromochloromethane	0.83	U	2.5	U	2.8	U	0.8	U	0.74	U	0.73	U	0.77	U	500	U	500	U	3.6	U
Dichlorodifluoromethane	2.2		3.1		3.2		2.3		2.3		2.3		2.3		490	U	490	U	2.5	J
Difluoroethane	0.77	U	2.3	U	2.6	U	0.75	U	0.69	U	0.68	U	0.72	U	460	U	470	U	3.4	U
Ethylbenzene	0.38	J	2.5	U	0.41	J	0.22	J	0.74	U	0.73	U	0.77	U	500	U	500	U	19	
Freon 115	0.77	U	2.3	U	2.6	U	0.75	U	0.69	U	0.68	U	0.72	U	460	U	470	U	3.4	U
Freon 123	0.77	U	2.3	U	2.6	U	0.75	U	0.69	U	0.68	U	0.72	U	460	U	470	U	3.4	U
Hexachlorobutadiene	0.81	U	2.5	U	2.8	U	0.79	U	0.73	U	0.72	U	0.76	U	490	U	490	U	3.6	U
Hexane	0.35	J	0.96	J	2.8	U	0.22	J	0.74	U	0.73	U	0.77	U	500	U	500	U	1.5	J
Isopropylbenzene	0.83	U	2.5	U	2.8	U	0.8	U	0.74	U	0.73	U	0.77	U	500	U	500	U	3.6	U
Methyl cyclohexane	0.77	U	2.3	U	2.6	U	0.75	U	0.69	U	0.68	U	0.72	U	460	U	470	U	3.4	U
Methyl Tertbutyl Ether	0.83	UJ	2.5	UJ	2.8	U	0.8	U	0.74	UJ	0.73	UJ	0.77	UJ	500	UJ	500	UJ	3.6	UJ
Methylene chloride	0.81	U	2.5	U	2.8	U	0.33	J	0.73	U	0.72	U	0.76	U	490	U	490	U	3.6	U
Styrene	0.15	J	2.5	U	2.8	U	0.79	U	0.73	U	0.72	U	0.76	U	490	U	490	U	3.6	U
Tetrachloroethene	19		390		400		0.47	J	0.95		3.5		32		95,000		93,000		250	
Toluene	1.5		1.7	J	4.2		0.61	J	2		0.24	J	0.22	J	500	U	500	U	140	
trans-1,2-Dichloroethene	0.83	U	2.2	J	2.5	J	0.8	U	0.74	U	0.73	U	0.12	J	88	J	82	J	4.2	
trans-1,3-Dichloropropene	0.81	U	2.5	U	2.8	U	0.79	U	0.73	U	0.72	U	0.76	U	490	U	490	U	3.6	U
Trichloroethene	5.4		1,400		1,700		0.94		0.54		2.6		9.5		3,100		3,000		280	
Trichlorofluoromethane	1.8		6.6		6.9		1.3		1.3		1.2		1.3		490	U	490	U	1.6	J
Vinyl chloride	0.17	U	0.51	U	0.58	U	0.16	U	0.15	U	0.15	U	0.16	U	100	U	100	U	0.61	J
Xylene, o	0.42	J	2.5	U	0.48	J	0.26	J	0.11	J	0.73	U	0.77	U	500	U	500	U	13	
Xylenes (m&p)	1.4	J	0.65	J	1.5	J	0.72	J	0.28	J	0.19	J	0.22	J	1,000	U	1,000	U	110	

Prepared by: EMP
Checked by: EAW

Table 2
Nested Well Soil Vapor Analytical Results
Former Unisys Facility, Lake Success, New York

Location	VP-108D-60		VP-108D-70		VP-101-5		VP-101-15		VP-101-27	
Sample Date	2/28/2020		2/28/2020		2/27/2020		2/27/2020		2/27/2020	
Sample ID	VP-108D-60		VP-108D-70		VP-101-5		VP-101-15		VP-101-27	
Lab Sample ID	P2001315-008		P2001315-009		P2001314		P2001314		P2001315-001	
QC Code	FS		FS		FS		FS		FS	
Matrix	AIR		AIR		AIR		AIR		AIR	
Units	UG/M3		UG/M3		UG/M3		UG/M3		UG/M3	
Parameter (UG/M3)	Result	Qualifier	Result	Qualifier	Result	Qualifier	Result	Qualifier	Result	Qualifier
1,1,1-Trichloroethane	6		2.6		0.78	U	0.79	U	0.75	J
1,1,2,2-Tetrachloroethane	1.6	U	0.82	U	0.78	U	0.79	U	0.88	U
1,1,2-Trichloro-1,2,2-Trifluoroethane	820		410		0.57	J	9.5		120	
1,1,2-Trichloroethane	1.6	U	0.82	U	0.78	U	0.79	U	0.88	U
1,1-Dichloroethane	0.98	J	0.83	U	0.8	U	0.81	U	0.9	U
1,1-Dichloroethene	28		4.6		0.16	U	0.16	U	0.18	U
1,2,4-Trichlorobenzene	1.6	U	0.82	U	0.78	U	0.79	U	0.88	U
1,2,4-Trimethylbenzene	1.3	J	1.3		0.78	U	0.16	J	0.21	J
1,2-Dibromo-3-chloropropane	1.5	U	0.8	U	0.77	U	0.78	U	0.86	U
1,2-Dibromoethane	1.6	U	0.82	U	0.78	U	0.79	U	0.88	U
1,2-Dichloro-1,1,2,2-tetrafluoroethane	0.85	J	0.52	J	0.77	U	0.78	U	0.86	U
1,2-Dichlorobenzene	1.5	J	0.52	J	0.78	U	0.79	U	0.88	U
1,2-Dichloroethane	1.6	U	0.82	U	0.78	U	0.79	U	0.88	U
1,2-Dichloroethene (total)	2,100		290		0.78	U	0.79	U	0.88	U
1,2-Dichloropropane	1.6	U	0.82	U	0.78	U	0.79	U	0.88	U
1,3,5-Trimethylbenzene	1.5	U	0.19	J	0.77	U	0.78	U	0.86	U
1,3-Butadiene	0.25	J	0.26	J	0.77	U	0.16	J	0.86	U
1,3-Dichlorobenzene	1.6	U	0.82	U	0.78	U	0.79	U	0.88	U
1,4-Dichlorobenzene	0.42	J	0.19	J	0.78	U	0.79	U	0.17	J
1,4-Dioxane	1.6	U	0.82	U	0.78	U	0.79	U	0.88	U
2-Butanone	4.5		5		2.8		4.7		5.7	
2-Hexanone	0.71	J	0.83		0.5	J	0.83		1	
2-Propanol	1.1	J	0.41	J	0.36	J	0.67	J	0.41	J
4-Ethyltoluene	0.86	J	0.82		0.78	U	0.79	U	0.88	U
4-Methyl-2-pentanone	1.5	U	0.8	U	0.77	U	0.78	U	0.86	U
Acetic acid, methyl ester	1.4	U	0.76	U	0.73	U	0.74	U	0.82	U
Acetone	84		110		62		100		89	
Allyl chloride	1.6	U	0.82	U	0.78	U	0.79	U	0.88	U
Benzene	0.65	J	0.15	J	0.77	U	0.78	U	0.13	J
Bromodichloromethane	1.6	U	0.82	U	0.78	U	0.79	U	0.88	U
Bromoform	1.6	U	0.82	U	0.78	U	0.79	U	0.88	U
Bromomethane	1.6	U	0.82	U	0.78	U	0.79	U	0.88	U
Carbon disulfide	0.68	J	1	J	0.27	J	0.37	J	0.7	J
Carbon tetrachloride	0.33		0.29		0.24		0.31		0.49	
Chlorobenzene	1.6	U	0.82	U	0.78	U	0.79	U	0.88	U
Chlorodifluoromethane	6.5		1.5		0.48	J	0.51	J	0.82	U
Chloroethane	1.6	U	0.82	U	0.78	U	0.79	U	0.88	U
Chloroform	0.95	J	0.91		1.1		0.66	J	0.62	J
Chloromethane	1.7		0.8	U	0.77	U	0.78	U	0.86	U
cis-1,2-Dichloroethene	2,100		290		0.16	U	0.16	U	0.18	U
cis-1,3-Dichloropropene	1.5	U	0.79	U	0.75	U	0.76	U	0.85	U
Cyclohexane	3.2	U	1.7	U	1.6	U	1.6	U	1.8	U
Dibromochloromethane	1.6	U	0.82	U	0.78	U	0.79	U	0.88	U
Dichlorodifluoromethane	6.9		9		2.5		2.5		2.4	
Difluoroethane	1.4	U	0.76	U	0.73	U	0.74	U	0.82	U
Ethylbenzene	5.5		5.5		0.78	U	0.79	U	0.88	U
Freon 115	1.4	U	0.76	U	0.73	U	0.74	U	0.82	U
Freon 123	2.5		3.5		0.73	U	0.74	U	0.82	U
Hexachlorobutadiene	1.5	U	0.8	U	0.77	U	0.78	U	0.86	U
Hexane	0.65	J	0.71	J	0.78	U	0.79	U	0.88	U
Isopropylbenzene	1.6	U	0.82	U	0.78	U	0.79	U	0.88	U
Methyl cyclohexane	1.4	U	0.76	U	0.73	U	0.74	U	0.82	U
Methyl Tertbutyl Ether	1.6	UJ	0.82	UJ	0.78	U	0.79	U	0.88	UJ
Methylene chloride	1.5	U	0.29	J	0.77	U	0.78	U	0.86	U
Styrene	1.5	U	0.8	U	0.77	U	0.78	U	0.86	U
Tetrachloroethene	67		48		1.2		1.7		31	
Toluene	79		61		0.22	J	0.66	J	0.39	J
trans-1,2-Dichloroethene	6.9		1.3		0.78	U	0.79	U	0.88	U
trans-1,3-Dichloropropene	1.5	U	0.8	U	0.77	U	0.78	U	0.86	U
Trichloroethene	130		34		0.26		1.3		37	
Trichlorofluoromethane	9.7		13		1.3		1.3		3.9	
Vinyl chloride	0.46		0.21		0.16	U	0.16	U	0.18	U
Xylene, o	2.5		2.6		0.78	U	0.12	J	0.88	U
Xylenes (m&p)	35		33		1.6	U	0.31	J	0.37	J

Prepared by: EMP
Checked by: EAW

Table 2
Nested Well Soil Vapor Analytical Results
Former Unisys Facility, Lake Success, New York

Acronyms:
ug/m3: Micrograms per cubic meter
U: Indicates the analyte was analyzed for but not detected
J: Concentration is estimated
FS: Field Sample
FD: Field Duplicate

Prepared by: EMP
Checked by: EAW

APPENDICES

APPENDIX A
SOIL VAPOR MONITORING WORK PLAN 2020, FORMER UNISYS SITE GREAT NECK, LAKE SUCCESS, NEW YORK

SOIL VAPOR MONITORING WORK PLAN 2020

Former Unisys Facility – Great Neck
Lake Success, New York

NYSDEC Site ID# 130045

Prepared for:
Lockheed Martin Corporation

Prepared by:
AMEC E&E, P.C.

Submitted To:
Division of Environmental Remediation
New York State Department of Environmental Conservation, Region 1
SUNY Stony Brook, 50 Circle Road
Stony Brook, New York 11790

Revision: 1

December 2019

Stuart Pearson, PE – Project Manager

Eric Weinstock, PG – Task Manager

TABLE OF CONTENTS

Section	Page
Section 1 Introduction	**1-1**
Section 2 Site Description and Site History	**2-1**
2.1 Site Description	2-1
2.2 Site History	2-1
2.3 Regulatory Background	2-2
2.4 Previous Vapor Intrusion Sampling	2-3
Section 3 Sampling Objectives and Methodologies	**3-1**
3.1 Soil Vapor Sampling (Main Building)	3-1
3.2 Sample Collection	3-1
Section 4 Laboratory Analysis and Data Validation	**4-1**
Section 5 Reporting	**5-1**
5.1 Updated Sampling Results Tables	5-1
5.2 Annual Monitoring Report	5-1
5.3 Data Presentation	5-2
Section 6 Data Analysis and Recommendations	**6-1**
Section 7 References	**7-1**

TABLE OF CONTENTS (CONTINUED)

LIST OF FIGURES

Figure 1 Site Location Map
Figure 2 Nested Soil Vapor Sampling Locations - Main Building

LIST OF TABLES

Table 1 Summary of Soil Vapor Samples from Existing Nested Wells
Table 2 Summary of Soil Vapor Chemicals of Concern to be Analyzed by Modified USEPA TO-15 Methods

APPENDICES

Appendix A—Lockheed Martin Corporation Standard Operating Procedures (SOP) - SOP SSDS-28 – Soil Vapor Sampling

LOCKHEED MARTIN FORMER UNISYS FACILITY

SOIL VAPOR MONITORING WORK PLAN

GREAT NECK, NEW YORK

I certify that I am currently a New York State registered professional engineer and that this Monitoring Plan was prepared in accordance with all applicable statues and regulations and in substantial conformance with the DER Technical Guidance for Site Investigation and Remediation (DER-10, NYSDEC, 2010)

Name	Signature	Date
Stuart C. Pearson		December 9, 2019

Engineer of Record



ACRONYMS AND ABBREVIATIONS

AMEC	AMEC E&E, PC
Area 9	Area of Concern Number 9
COC	contaminants of concern
DUSR	Data Usability Summary Reports
EP	extraction point
ft. bgs	feet below ground surface
IA	indoor air
in w.c.	inches of water column
LIPA	Long Island Power Authority
Lockheed Martin	Lockheed Martin Corporation
NYSDEC	New York State Department of Environmental Conservation
NYSDOH	New York State Department of Health
OU	Operable Unit
PCE	tetrachloroethene
PID	photoionization detector
Site	1111 Marcus Avenue in Lake Success, New York
SOP	standard operating procedure
SSDS	sub-slab depressurization system
SSV	sub-slab vapor
SV	soil vapor
SVE	soil vapor extraction system
TCE	trichloroethene
Unisys	The Unisys Corporation
USEPA	United States Environmental Protection Agency
VI	Vapor Intrusion
VOC	volatile organic compound

SECTION 1
INTRODUCTION

On behalf of Lockheed Martin Corporation (Lockheed Martin), AMEC E&E, PC (AMEC) has prepared this Soil Vapor Monitoring Work Plan for the 2020 soil vapor (SV) monitoring program for the former Unisys Facility (Operable Unit 1[OU1]) located at 1111 Marcus Avenue in Lake Success, New York (the Site). The work plan defines the scope of work proposed for the 2020 sampling program and details the proposed sampling locations, sampling methodologies, standard operating procedures, sample analysis, and reporting requirements.

The scope of work detailed in this plan includes collection of SV samples from nested wells located inside and around the main building. Vapor intrusion sampling for the LA Fitness building is covered under a separate work plan. The purpose of sampling the nested wells is to: 1) evaluate changes in volatile organic compound (VOC) concentrations in soil vapor at various depths; and 2) assess the lateral and vertical distribution of soil vapor contamination that may continue to exist beneath and outside the main building. The data will be used to assess the historic and current effectiveness of the main building sub slab depressurization system (SSDS), the Area of Concern Number 9 (Area 9) Soil Vapor Extraction (SVE) system, and the OU1 SVE system.

SECTION 2
SITE DESCRIPTION AND SITE HISTORY

2.1 SITE DESCRIPTION

The Site location is shown on **Figure 1**. The former Unisys Facility occupies 90.5 acres that includes the main former manufacturing building and attached office building and three smaller buildings including the former foundry converted to a fitness center (the LA Fitness building), Powerhouse, and the former maintenance garage (a portion of which houses the sub-slab depressurization system [SSDS] facility) located south of the main building. The main building, which is the focus of this sampling plan, houses several tenants that use the lease space for office areas, a small cafeteria, an outpatient hospital, distribution centers, and maintenance spaces. Although the majority of the former maintenance garage has been converted into the active SSDS process building, the remainder is leased for vehicle storage. The remaining portions of the property consist of paved areas (parking lots), transformer stations, and three storm water recharge basins. A general layout of the Site, including major tenants occupying the first floor of the main building is shown on **Figure 2**.

2.2 SITE HISTORY

The Site was an active manufacturing facility from its startup in 1941 until approximately 1998 when all manufacturing activities ceased. The facility was originally designed and built by the United States Government and was operated under a contract to Sperry Gyroscope Company from 1941 to 1951. In 1951, the property was sold to Sperry Gyroscope Company, which merged with Burroughs in 1986 to form the Unisys Corporation (Unisys). In 1995, Loral Corporation acquired assets of Unisys Defense Systems, a division of Unisys. In early 1996, Lockheed Martin purchased the electronics and systems integration businesses of Loral Corporation. Lockheed Martin then sold the property in early 2000 and the buildings were converted to commercial rental space. The current owners of the property are: WRD Marcus Avenue A, LLC c/o Waterstone Development, LLC and 1111 Marcus Avenue, Unit 2 Owner, LLC. The Site manager is now KeyPoint Partners.

In addition to the 90.5 acres that comprise the Site, the property also originally included an additional 3.5 acres where the Town of North Hempstead has its soccer fields (southeast corner) and 55 acres immediately to the east of the present property on which a large manufacturing building was located. This building was demolished, and the property was sold to a developer in the 1970s, who constructed the present-day Triad Business Park. Property containing electrical substations, located south of the Site, was formerly owned by Unisys; however, the equipment was always owned and operated by the Long Island Power Authority (LIPA), formerly known as the Long Island Lighting Company. The LIPA leased the land from Unisys until 1992, when LIPA purchased the property from Unisys. The LIPA property is not part of the 90.5-acre Site.

2.3 REGULATORY BACKGROUND

In response to the New York State Department of Health's (NYSDOH's) final Vapor Intrusion (VI) Guidance (NYSDOH, 2006, revised 2017), Lockheed Martin conducted an initial indoor air (IA) and sub-slab vapor investigation in 2007 (ARCADIS, 2008). In March 2008, a temporary SSDS (referred to as the eastern SSDS) consisting of two extraction points (now referred to as (EP) EP-E17 and EP-E18 in the site-wide SSDS) was installed as an interim measure to address trichloroethene (TCE) concentrations above the NYSDOH guidance levels and elevated levels of other VOCs in the sub-slab vapor. This temporary treatment system was in the former Allstate space located in the northeast corner of the main building. In November 2008, a second temporary SSDS (referred to as the central SSDS) consisting of two EP (now referred to as EP-O11 and EP-K11 in the site-wide SSDS) was installed in the south-central portion of the main building (currently Antech space). This temporary central treatment system addressed carbon tetrachloride concentrations above NYSDOH guidance levels and other elevated VOCs in the sub-slab vapor. Subsequent to these temporary SSDS installations, sub-slab vapor and IA sampling events were conducted between 2009 and 2013 and demonstrated that VOC concentrations in IA were not detected above the NYSDOH indoor guidance levels, and concentrations of carbon tetrachloride, tetrachloroethene (PCE), and TCE in sub-slab vapor (SSV) were either decreasing or remained constant.

To mitigate potential pathways for sub-slab VOC migration into IA across the main building and the garage, Lockheed Martin prepared the *Vapor Mitigation Conceptual Design* (ARCADIS, 2010) to construct an SSDS across both building footprints. Subsequent to New York State

Department of Environmental Conservation (NYSDEC) approval of the Vapor Mitigation Conceptual Design, the SSDS was constructed between August 2011 and June 2013. The temporary central and eastern SSDSs were connected to the SSDS during construction, and the SSDS has been in continuous operation since September 2013. The design goal of the SSDS is to maintain a minimum of -0.004 inches of water column (in w.c.) differential pressure between the sub-slab and the indoor air spaces. The remediation target for Resource Conservation Recovery Act Area 9 has a differential pressure goal of at least negative 0.1 (-0.1) in w.c. based upon the remedial goals for this area. The continued SSDS operation has maintained these vacuum conditions under the slab throughout the entire main building and the garage. As a result, IA sampling by Lockheed Martin was discontinued after 2014.

2.4 PREVIOUS VAPOR INTRUSION SAMPLING

Lockheed Martin has performed multiple vapor sampling events in the main building between 2007 and 2019 since the publication of NYSDOH Final VI Guidance (NYSDOH, 2006, revised 2017). Results from vapor sampling events have been presented to NYSDEC and NYSDOH. A summary of these sampling events and VI reports is presented below.

- March 2007: 19 SSV samples, 27 IA samples, and four ambient air samples were collected, and the results were presented in the *Vapor Intrusion Sampling Report and Sampling Work Plan* (ARCADIS, 2008).
- October 2007: Four SSV samples were collected and the results were included in the *Vapor Intrusion Sampling Report and Sampling Work Plan* (ARCADIS, 2008).
- December 2007: Twenty-five SSV samples, 33 IA samples, and four ambient air samples were collected and the results were included in the *Vapor Intrusion Sampling Report and Sampling Work Plan* (ARCADIS, 2008).
- January 2008: Thirteen IA samples were collected and the results were presented in the *Vapor Intrusion Sampling Report* (ARCADIS, 2009a).
- March 2008: Forty-two SSV samples and 13 IA samples were collected and the results were included in the *Vapor Intrusion Sampling Report* (ARCADIS, 2009a).
- September – November 2008: Fifty-two SSV samples and 24 IA samples were collected and the results were included in the *Vapor Intrusion Sampling Report* (ARCADIS, 2009a).

- January 2009: Forty-six SSV samples, 38 IA samples, six ambient air samples, and seven duplicate samples were collected.

- March 2009: Twenty-two SSV samples, 28 IA samples, six ambient air samples, and four duplicate samples were collected. The results from January and March 2009 were presented in the *Perched Water and Vapor Intrusion Source Investigation* (ARCADIS, 2009b).

- December 2009 – January 2010: Eighty-five SSV samples, 89 IA samples, 17 ambient air samples, and 18 duplicate samples were collected.

- March 2010: Twelve SSV, 18 IA samples, four ambient air samples, and three duplicate samples were collected. The results for the December 2009 to January 2010 and for the March 2010 events were presented in the *Vapor Intrusion Sampling Report* (ARCADIS, 2011a).

- March 2011: Sixty-eight SSV samples, 68 IA samples, eight ambient air samples, and 16 duplicate samples were collected, and the results were presented in the *Vapor Intrusion Sampling Report* (ARCADIS, 2011b).

- February – March 2012: Seventy-six SSV samples, 95 IA samples, 13 ambient air samples, and 18 duplicate samples were collected, and the results were summarized in *Vapor Intrusion Sampling Report* (ARCADIS, 2012).

- February – March 2013: Seventy-nine SSV samples, 98 IA samples, 20 ambient air samples, and 19 duplicate samples were collected, and the results were summarized in the *Vapor Intrusion Sampling Report* (ARCADIS, 2013). The site-wide SSDS began operation in September 2013.

- February – March 2014: Sixty-one SSV samples, 97 IA samples, 13 ambient air samples, and 18 duplicate samples were collected, and the results were presented in the *2014 Soil Vapor/Vapor Intrusion Report* (URS, 2014).

- February 11 - March 31, 2015: A total of 108 SV samples were collected from 19 nested wells located inside and outside of the main building and the results were presented in the *Soil Vapor Monitoring Report 2015* (URS, 2015).

- February 2 - February 28, 2016: A total of 108 SV samples were collected from 19 nested wells, located inside and outside of the main building and the results were presented in the *2016 Soil Vapor Monitoring Report* (Tetra Tech, 2016b).

- February 15 – March 7, 2017: A total of 107 SV samples were collected from 19 nested wells, located inside and outside of the main building. Results were presented in the *2017 Soil Vapor/Vapor Intrusion Report* (Tetra Tech, 2017a).

- February 12 – March 28, 2018: A total of 109 SV samples were collected from 19 nested wells, located inside and outside of the main building. Results were presented in the *2018 Soil Vapor/Vapor Intrusion Report* (Tetra Tech, 2018).

- February 13 – February 19, 2019: A total of 98 SV samples and 11 duplicate samples were collected from 22 nested wells, located inside and outside of the main building. Results were presented in the *Soil Vapor Monitoring Report 2019* (AMEC, 2019).

SECTION 3
SAMPLING OBJECTIVES AND METHODOLOGIES

This work plan presents the details of the proposed SV sampling event in and around the main building. All sample locations and sampling methodologies are presented in the sections below.

3.1 SOIL VAPOR SAMPLING

The primary intent of the 2020 SV sampling plan is to assess the lateral and vertical distribution of contaminants of concern (COCs) within the vadose zone beneath and outside the existing buildings at the former Unisys Facility. The data will be used to assess the current effectiveness of the SSDS and SVE system and to substantiate recommendations for future optimization.

The SV sampling will entail sampling SV from 104 nested SV points (with 11 duplicate samples representing approximately 10 percent) at 18 locations both inside and outside the main building. The SV sampling results will be analyzed to assess the vertical and lateral distribution of COCs in SV under and surrounding the main building down to a depth of 84 feet (VP-106) at or just above the water table through the network of existing nested multi-level SV sampling points. The SV locations with their nested sampling depths are provided in **Table 1**. These sampling locations and depths are consistent with those sampled as part of the 2019 SV monitoring program (Amec 2018). The locations of the nested SV points are presented in **Figure 2**. SV sampling from nested SV points will be conducted in accordance with Standard Operating Procedure (SOP) SSDS-28 discussed in the following section**.** The sampling methods will be consistent with previously used methods. The samples per nested wells are summarized in **Table 1** and the locations are displayed on **Figure 2**.

3.2 SAMPLE COLLECTION

Samples will be collected in accordance with "SOP SSDS-28 - Soil Vapor Sampling from Nested Well Sampling Ports", which is included in **Appendix A** of this Work Plan. All SV samples inside the building will be collected while the SSDS is operational, in batch-certified 6-liter stainless steel

SUMMA canisters equipped 4-hour flow controls, in-line particulate filters, and vacuum gauges. SV samples will be collected over at least a four-hour period.

Additional specifications that will be met before, during, and after sample collection include the following:

- Canisters with initial vacuum less than 29 inches of mercury (+/- 2 inches) recorded at the time of sampling will be rejected.
- Samples will be drawn at the rate specified for the prescribed sampling duration.
- Sample collection will be complete when the remaining vacuum is less than 10 inches of mercury; a target of at least 6 inches of mercury will be used and the termination point for sample collection.
- Duplicates will be sampled concurrently through a split flow connector to ensure both canisters receive the same extracted vapor.

The canister and flow controller numbers will be recorded as will final helium concentrations (shroud and sampling train) from the leak test (if conducted). Also, temperature and pressure will be measured using a portable weather gauge accompanying the sampling crew at the beginning and end of the sampling event. Outdoor conditions will also be recorded. AMEC will generate site-specific field logs for each sample; an example of the Sample Collection Log is provided as in the SOP included in **Appendix A**.

Information documented at the start and end of the sampling event includes canister pressures, date and time that sampling began and ended, and any observations pertinent to the sampling event. A dedicated photoionization detector (PID) will be used during the sampling event, which will be calibrated daily to manufacturer's specifications. The PID will be periodically used to monitor IA conditions. The PID sampling locations will be photo-documented at the time of sampling and will include photos of the sampling train (including duplicate set-ups if required).

SECTION 4
LABORATORY ANALYSIS AND DATA VALIDATION

The sample canisters will be picked up by the laboratory for analysis at the end of the sampling day. Samples will be submitted to a New York State accredited laboratory for analysis using United States Environmental Protection Agency (USEPA) Method TO-15 (modified) and will include analyses for Freon 22 and Freon 115. A list of analytical parameters is provided in **Table 2**; this list is consistent with prior sampling events.

AMEC will maintain custody of the canisters during the sampling event. A chain of custody will be created following the completion of each sample. Sample results will be validated by AMEC for the quality assurance/quality control parameters in accordance with New York State Analytical Services Protocol Category B/USEPA Level IV data deliverables. The objective of this data validation is to identify any questionable or invalid laboratory measurements. The Data Usability Summary Report (DUSR) will be prepared using the applicable State and site-specific documents for this project. One DUSR will be prepared for each sample data package or group issued by the designated laboratory for the vapor intrusion sampling event. The sample validation will be completed within four weeks of receipt of sample results from the laboratory. Once validated, AMEC will submit the data to NYSDEC in an electronic data deliverable in the NYSDEC-required format.

SECTION 5
REPORTING

Following the completion of field work and the receipt of all validated analytical data, AMEC will generate updates to all sampling results tables, letters to the property owners and tenants, and an Annual Monitoring Report.

5.1 UPDATED SAMPLING RESULTS TABLES

AMEC will update historical data tables from past sampling events with data from the 2020 event. The historical data are to include all nested SV data. Data will be integrated into a database and will include the results for the 2020 sampling event once the data has been validated. The database will be parsed to generate tables for the report that present the results of past and current sampling events for the main and northern office buildings. In addition, the data will be subdivided by tenant space to generate tables to accompany owner and tenant letters as applicable. Similarly, site figures that were included in the previous Vapor Intrusion Report will be updated (AMEC, 2019).

5.2 ANNUAL MONITORING REPORT

The Annual Monitoring Report will present and discuss the results of the 2020 SV sampling event. Results of the nested SV sampling will be compared with previous sampling events. (NYSDOH, 2017).

A detailed description of the sampling event will be provided within separate sections of the report. Each section will summarize the requirements of the approved SV Monitoring Work Plan and discuss the activities conducted during the sampling event. The section will highlight the sampling activities, field observations, SSDS operations, and any other information pertinent to establishing the multiple lines of evidence necessary to interpreting the results.

A description of the sampling location and its environs including the condition of the sampling port and any pertinent observations from the leak test (if conducted for that location) can help identify any issues that may affect the result. A field log will be prepared to provide a detailed

record of the parameters of importance from the sampling event, and observations will be summarized and included in the report if there are any significant issues. The canister and flow controller numbers will be recorded. Also noted will be temperature and pressure readings measured by a portable weather gauge at the beginning and end of the sampling event.

5.3 DATA PRESENTATION

Once all the sampling data have been received and validated, site figures will be generated that show all the nested SV sampling locations and their results. Along with the current sampling data, historical SV data will be included in the report and presented in the accompanying figures. For simplicity, the results presented in the figures will be limited to TCE, PCE, and cis-1,2-dichloroethene, which are the primary COCs; the tables will include all parameters listed in **Table 2**. The database will be used to generate the figures and tables for the report. Tables in the report will present the nested SV sampling results from previous and current sampling events and will also be plotted in plan-view on a map.

SECTION 6
DATA ANALYSIS AND RECOMMENDATIONS

A comparative analysis of the results of the 2020 sampling events and data from past sampling events will be conducted and included in the annual report to NYSDEC and NYSDOH. The intent is to assess changes in the lateral and vertical distribution of COCs beneath and outside the existing buildings at the former Unisys Facility. The data will be used to assess the effectiveness of the SSDS and to provide data and analyses to substantiate recommendations for future system optimization.

All available data will be analyzed to perform the following:

1. Present both lateral and vertical extent of the primary COC concentrations under and adjacent to the former Unisys Facility. The extents will be compared with historical data to evaluate potential changes.

2. Assess temporal trends for the primary COCs by sampling location, along with the historical data. This assessment may include the use of statistical analysis, assuming that there are sufficient data to be statistically relevant.

In addition to the presentation of data, an assessment of trends (if the sample sizes are viable) will be conducted using available data from all past sampling events to better understand changes.

SECTION 7
REFERENCES

AMEC E&E, P.C., 2019. Soil Vapor Monitoring Report, Former Unisys Corporation Site, Great Neck, New York. July.

ARCADIS, 2008. Vapor Intrusion Sampling Report and Sampling Work Plan, Former Unisys Corporation Site, Great Neck, New York. December.

ARCADIS, 2009a. Vapor Intrusion Sampling Report, Former Unisys Corporation Site, Great Neck, New York. August.

ARCADIS, 2009b. Perched Water and Vapor Intrusion Source Investigation, Former Unisys Corporation Site, Great Neck, New York. November.

ARCADIS, 2010. Vapor Mitigation Conceptual Design, Former Unisys Corporation Site, Great Neck, New York. August.

ARCADIS, 2011a. Vapor Intrusion Sampling Report, Former Unisys Corporation Site, Great Neck, New York. May.

ARCADIS, 2011b. Vapor Intrusion Sampling Report, Former Unisys Corporation Site, Great Neck, New York. June.

ARCADIS, 2012. Vapor Intrusion Sampling Report, Former Unisys Corporation Site, Great Neck, New York. September.

ARCADIS, 2013. Vapor Intrusion Sampling Report, Former Unisys Corporation Site, Great Neck, New York. July.

CDM Smith, 2014. Vadose Zone Model Documentation Report, Former Unisys Corporation Site, Great Neck, New York. May.

New York State Department of Environmental Conservation (NYSDEC), 2010. DER-10, Technical Guidance for Site Investigation and Remediation, Division of Environmental Remediation. May.

New York State Department of Health (NYSDOH), 2006. Final Guidance for Evaluating Soil Vapor Intrusion in the State of New York. October.

NYSDOH, 2017. Updates to Soil Vapor/Indoor Air Decision Matrices. May.

Tetra Tech, 2018. Sub-Slab Depressurization System Operation, Maintenance and Monitoring Manual. September 2018.

Tetra Tech, 2016b. 2016 Soil Vapor Monitoring Report, Former Unisys Facility, Lake Success, New York. July.

Tetra Tech, 2017a. 2017 Soil Vapor/Vapor Intrusion Report, Former Unisys Facility, Lake Success, New York. August.

Tetra Tech, 2018. 2018 Soil Vapor/Vapor Intrusion Report, Former Unisys Facility, Lake Success, New York. January

URS Corporation (URS), 2014. Soil Vapor/Vapor Intrusion Report, Former Unisys Facility, Lake Success, New York. August.

URS, 2015. Soil Vapor Monitoring Report 2015, Former Unisys Facility, Lake Success, New York. July.

FIGURES

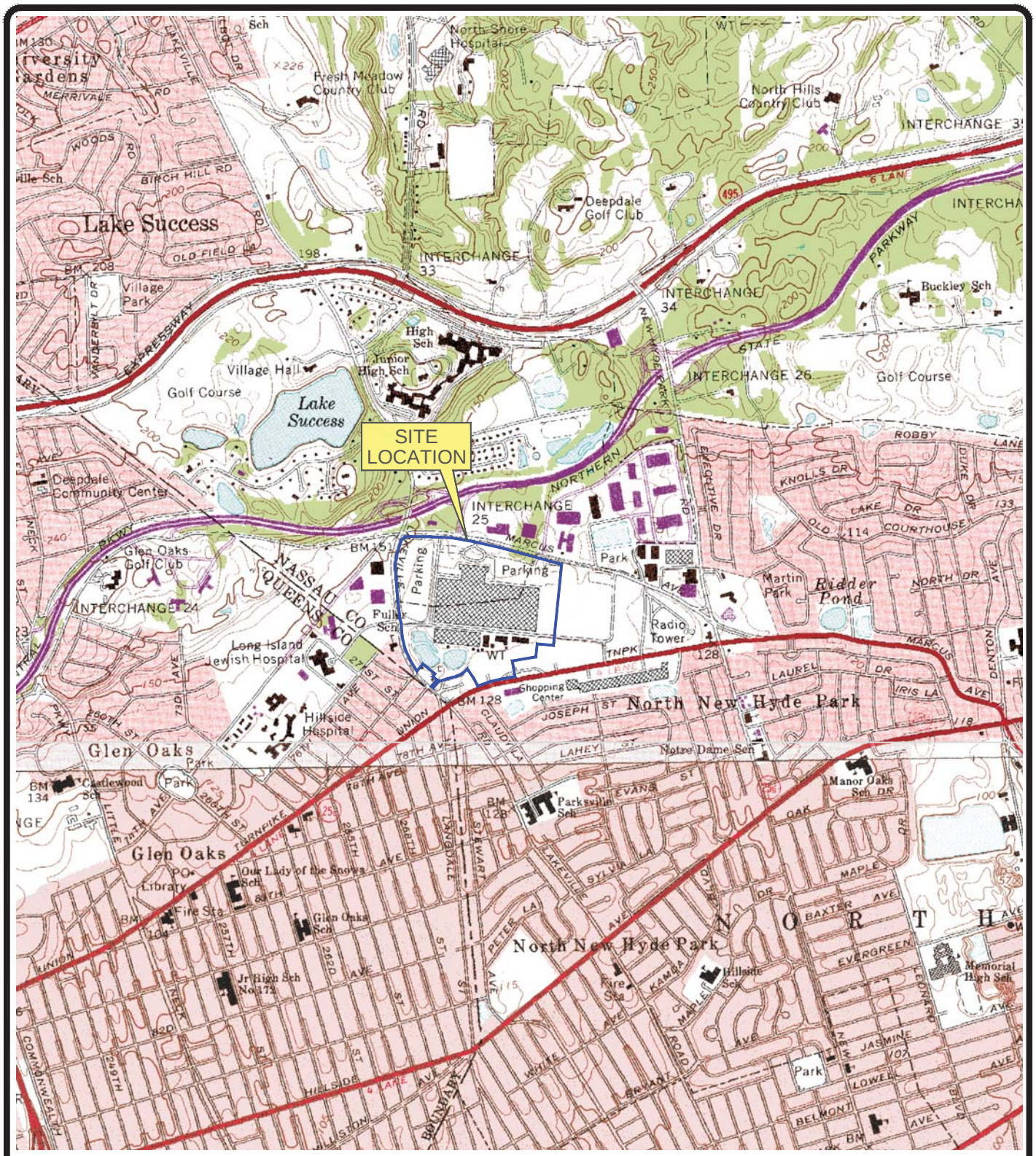

SOURCES: U.S.G.S TOPOGRAPHIC SERIES (NY)
SEA CLIFF, DATED 1968, PHOTOREVISED 1979
HORIZONTAL DATUM: NAD1927, VERTICAL DATUM: NGVD1929
LATITUDE: 040° 45' 22.07"N, LONGITUDE: 073° 41' 53.55"W

0 2000 4000
SCALE IN FEET



PROJECT:	**Lockheed Martin Corporation Former Unisys Facility**
LOCATION:	**Lake Success, New York**
TITLE:	**SITE LOCATION MAP**

amec

APPROVED	EW
DRAFTED	BH
PROJECT#	3617187442
DATE	9-28-18

FIGURE 1

P:\ACAD\0507-642-LOCK\0507642020A.DWG

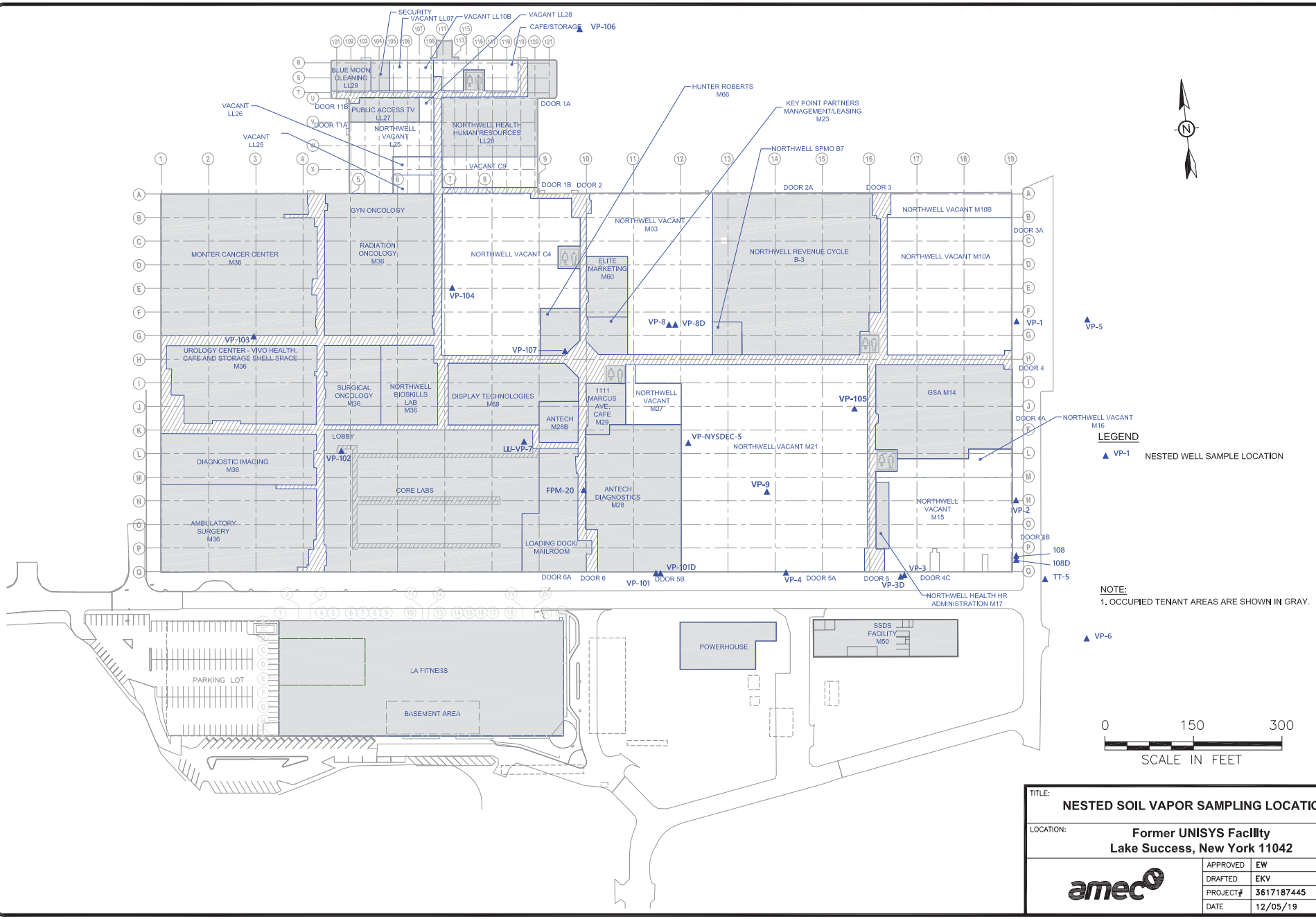

TITLE: **NESTED SOIL VAPOR SAMPLING LOCATIONS**

LOCATION: **Former UNISYS Facility**
Lake Success, New York 11042

APPROVED	EW
DRAFTED	EKV
PROJECT#	3617187445
DATE	12/05/19

FIGURE 2

C:\USERS\ERIK.VOSBURGH\DROPBOX\PROJECTS\3617 – LOCKHEED OMA\187442 – SVI MONITORING\2019 SOIL VAPOR SAMPLING\2019 SOIL VAPOR SAMPLING REPORT\2019 CAD FILES\FIG-2.DWG

TABLES

TABLE 1
Summary of Soil Vapor Samples from Existing Nested Wells
Former Unisys Facility, Lake Sucess, New York

Tenant[1]	Location	Nested Well	Sample Depths (Feet)	Proposed for 2019-2020 Sampling Event
Northwell Core Labs	Interior	VP-102	4.5	YES
			8.5	YES
			19.5	YES
			51.5	YES
			57.5	YES
			61.5	YES
			73.5	YES
Northwell Cancer Center 2	Interior	VP-103	5	YES
			10	YES
			20	YES
			30	YES
			40	YES
			50	YES
			61.5	YES
			74.5	YES
Unoccupied Space C4	Interior	VP-104	5	YES
			10	YES
			19	YES
			30	YES
			40	YES
			50	YES
			62	YES
			73	YES
Former Dealertrack	Interior	VP-107	5	YES
			13	YES
			20	YES
			33.5	YES
			44	YES
			60	YES
			74	YES
Northwell Core Labs	Interior	LIJ-VP-7	5	YES
			10	YES
			20	YES
			30	YES
			40	YES
			50	YES
Hallway adjacent to Antech	Interior	FPM-20	5	YES
			9.4	YES
Unoccupied Space B2	Interior	VP-8	5	YES
			10	YES
			20	YES
Unoccupied Space B2	Interior	VP-8D	53.5	YES
			62.5	YES
			72.5	YES
Former Stellae	Interior	VP-NYSDEC-5	5	YES
			10	YES
			20	YES
			30	YES
			40	YES
			50	YES
Former Stellae	Interior	VP-9	10	YES
			20	YES
			30	YES
			40	YES
			50	YES
			60	YES
Former Stellae	Interior	VP-105	5	YES
			10	YES
			20	YES
			32	YES
			50	YES
			60	YES
			72	YES

TABLE 1
Summary of Soil Vapor Samples from Existing Nested Wells
Former Unisys Facility, Lake Sucess, New York

Tenant[1]	Location	Nested Well	Sample Depths (Feet)	Proposed for 2019-2020 Sampling Event
Outside - East of Main Bldg.	Exterior	VP-1	5	YES
			10	YES
			20	YES
			30	YES
Outside - East of Main Bldg.	Exterior	VP-2	5	YES
			10	YES
			20	YES
			30	YES
Outside - South of Main Bldg.	Exterior	VP-3	5	YES
			10	YES
			20	YES
			30	YES
Outside - South of Main Bldg.	Exterior	VP-3D	40	YES
			51	YES
			61	YES
			73	YES
Outside - South of Main Bldg.	Exterior	VP-4	5	YES
			10	YES
			20	YES
			30	YES
Outside - East of Main Bldg.	Exterior	VP-5	5	YES
			10	YES
			20	YES
			30	YES
Outside - Southeast of Main Bldg.	Exterior	VP-6	5	NO
			10	NO
			20	NO
			30	NO
Outside - South of Main Bldg.	Exterior	VP-101	5	YES
			15	YES
			27	YES
Outside - North of Main Bldg.	Exterior	VP-106	5	YES
			11	YES
			19.5	YES
			28	YES
			56	YES
			72	YES
			84	YES
Outside - East of Main Bldg.	Exterior	VP-108	5	YES
			10	YES
			20	YES
			29.5	YES
		VP-108D	50.5	YES
			60	YES
			70	YES
			SAMPLING LOCATIONS	**104**
			NUMBER OF DUPLICATES	**11**
			TOTAL SAMPLES	**115**

NOTE

1 Tenants identified from 2018 Vapor Intrusion Report and current interaction with site management.
2 Per sampling plan, 11 duplicates are planned to be collected. These are to be selected at time of sampling.
3 Sample port was filled with water during February 2019 sampling event and may not be able to be sampled.

TABLE 2

Summary of Soil Vapor Chemicals of Concern to be Analyzed by Modified USEPA TO-15 Methods

Former Unisys Facility, Lake Sucess, New York

CAS	Compound
71-55-6	1,1,1-Trichloroethane**
79-34-5	1,1,2,2-Tetrachloroethane
79-00-5	1,1,2-Trichloroethane
75-34-3	1,1-Dichloroethane
75-35-4	1,1-Dichloroethene*
75-37-6	1,1-Difluoroethane
120-82-1	1,2,4-Trichlorobenzene
95-63-6	1,2,4-Trimethylbenzene
96-12-8	1,2-Dibromo-3-chloropropane
106-93-4	1,2-Dibromoethane
76-14-2	1,2-Dichloro-1,1,2,2-tetrafluoroethane (Freon 114)
95-50-1	1,2-Dichlorobenzene
107-06-2	1,2-Dichloroethane
540-59-0	1,2-Dichloroethene, Total
78-87-5	1,2-Dichloropropane
108-67-8	1,3,5-Trimethylbenzene
106-99-0	1,3-Butadiene
541-73-1	1,3-Dichlorobenzene
106-46-7	1,4-Dichlorobenzene
123-91-1	1,4-Dioxane
306-83-2	2,2-Dichloro-1,1,1-trifluoroethane (Freon 123)
78-93-3	2-Butanone (MEK)
591-78-6	2-Hexanone
67-63-0	2-Propanol (Isoproppyl Alcohol)
107-05-1	3-Chloro-1-propene (Allyl Chloride)
622-96-8	4-Ethyltoluene
108-10-1	4-Methyl-2-pentanone
67-64-1	Acetone
71-43-2	Benzene
75-27-4	Bromodichloromethane
75-25-2	Bromoform
74-83-9	Bromomethane
75-15-0	Carbon Disulfide
56-23-5	Carbon Tetrachloride*
108-90-7	Chlorobenzene
75-45-6	Chlorodifluoromethane (Freon 22)
75-00-3	Chloroethane
67-66-3	Chloroform
74-87-3	Chloromethane
76-15-3	Chloropentafluoroethane
156-59-2	cis-1,2-Dichloroethene*
10061-01-5	cis-1,3-Dichloropropene

TABLE 2

Summary of Soil Vapor Chemicals of Concern to be Analyzed by Modified USEPA TO-15 Methods
Former Unisys Facility, Lake Sucess, New York

CAS	Compound
98-82-8	Cumene
110-82-7	Cyclohexane
124-48-1	Dibromochloromethane
75-71-8	Dichlorodifluoromethane (Freon 120
100-41-4	Ethylbenzene
87-68-3	Hexachlorobutadiene
179601-23-	m,p-Xylenes
79-20-9	Methyl Acetate
1634-04-4	Methyl tert-Butyl Ether
108-87-2	Methylcyclohexane
75-09-2	Methylene Chloride**
110-54-3	n-Hexane
95-47-6	o-Xylene
100-42-5	Styrene
127-18-4	Tetrachloroethene**
108-88-3	Toluene
156-60-5	trans-1,2-Dichloroethene
10061-02-6	trans-1,3-Dichloropropene
79-01-6	Trichloroethene*
75-69-4	Trichlorofluoromethane
76-13-1	Trichlorotrifluoroethane (Freon 113)
75-01-4	Vinyl Chloride***
Additional Compound	
76-15-3	Chloropentafluoroethane (Freon 115)

Legends:

µg/m^3:	micrograms per cubic meter
*:	Compounds listed in soil vapor/indoor air matrix A; minimum reporting limit will be 0.20 µg/m3 for indoor air and 1 µg/m3 for sub-slab soil vapor
**:	Compounds listed in soil vapor/indoor air matrix B; minimum reporting limit will be 1 µg/m3 for indoor air and 1 µg/m3 for sub-slab soil vapor
***:	Compounds listed in soil vapor/indoor air matrix C; minimum reporting limit will be 0.20 µg/m3 for indoor air and 1 µg/m3 for sub-slab soil vapor

Appendices

Appendix A---Lockheed Martin Corporation Standard Operating Procedures

SOP SSDS-28 – Soil Vapor Sampling

Lockheed Martin Corporation
SOP SSDS-28 – Soil Vapor Sampling from Nested Well

SOP Owner:	**Amec E&E, PC**
SOP No.:	**SSDS-28**
Revision No.	**03**
Revision Date:	**11/8/2019**
Revision By:	**EAW**
Approved By:	**ERC**

Description

Procedure for collecting soil vapor samples from nested wells.

Abbreviations

COC	Chain of Custody
Hg	Mercury
NYSDOH	New York State Department of Health
PID	Photoionization Detector
PPE	Personal Protective Equipment
SOP	Standard Operating Procedure
SSDS	Sub-Slab Depressurization System
SV	Soil Vapor
VOC	Volatile Organic Compound
RTO	Remediation Technical Operations

Required Tools/Equipment

- Level D PPE
- Summa Canisters
- Flexible Tubing (1/4-inch)
- Stainless Steel "T" Fitting
- Portable Vacuum Pump (100 to 200 mL/min)
- Tracer Gas (Helium)
- Adjustable Wrench
- Portable Weather Meter
- Chain of Custody (COC) Forms/Sample Collection Log

NOTE: ACCESS TO BUILDING TENANT SPACES MUST BE COORDINATED WITH THE BUILDING MANAGEMENT VIA THE 30-DAY LOOKAHEAD PRIOR TO COMPLETING THE PRESSURE MONITORING.

Soil Vapor (SV) Sampling

1. SV samples are collected from nested points within building footprint and in the immediate vicinity of the building to determine the distribution of VOCs on an annual basis.
2. The locations where SV samples to be collected are presented in the Indoor Air and Vapor Intrusion Monitoring work plan.
3. The SV samples will be collected in 6-liter batch certified, passivated stainless Summa canisters. The samples will be collected through 4-hour flow controllers with in-line particulate filters and vacuum gauges.
4. All Summa canisters shall have an initial vacuum of 29 inches of mercury (Hg) (+/- 2 inches) prior to sample collection.
5. Stop collecting the sample when the canister vacuum is less than 10 inches of Hg with a final target of approximately 6 inches of Hg (leave some vacuum in the canister to provide a way to verify that the canister does not leak before it reaches the laboratory).
6. Sampling personnel should not handle hazardous substances (such as gasoline), permanent marking pens, wear/apply fragrances, or smoke cigarettes before and/or during the sampling event.

Initiation of Sample Collection

1. Record the following information on the sample log, if appropriate (contact the local airport or other suitable information source [e.g., site-specific measurements using the portable weather meter to obtain the information): wind speed and direction, ambient temperature, barometric pressure and relative humidity.
2. Connect "T" fitting and needle valve to allow for isolation of purge pump (see attached photo 1).
3. Remove the brass plug from the Summa canister and connect the flow controller with in-line particulate filter and vacuum gauge to the Summa canister. Do not open the valve on the Summa canister. Record on the sample log and COC form the flow controller number with the appropriate Summa canister number.
    a. Perform a leak-down test by replacing the nut which secures sample tubing with the cap from the canister. This will create a closed system. Open the canister valve and quickly close it; the

vacuum should increase approaching 30" Hg. If there are no leaks in the system this vacuum should be held. If vacuum holds proceed with sample collection; if not attempt to rectify the situation by tightening fittings.

4. Connect the ¼-inch polyethylene sample collection tubing to the flow controller. For duplicates use a split flow connector. Leave the Summa canister valve closed at this point (see attached photo 2).

5. Connect a portable vacuum pump to the purge leg of sample tubing. Purge 3 volumes of air from the vapor probe and sampling line using a portable pump [purge volume = 3 Pi r^2 h] at a rate of approximately 100 mL/min. Excessive vacuums should be avoided.

6. If low-flow conditions are encountered (when air flow rate is less than 10 mL/min or when vacuum is greater than 10" Hg), notify the RTO representative to discuss the option of installing a new vapor point.

7. If necessary, check the seal established around the soil vapor probe by using a tracer gas (e.g., helium) or other method established in the state guidance documents. [Refer to the Administering Helium Tracer Gas SOP, adapted from NYSDOH 2006].

8. At completion of purge, close the needle valve to isolate sample canister.

9. Label the summa canister with the sample location identifier, depth, and date of collection. Record the date of collection in the following designation: four-digit year, two-digit month, and two-digit day (e.g. VP-1-05_20190228).

10. Open the Summa canister valves. Record on the sample log the time sampling began and the canister pressure. If the canister does not have an initial vacuum of 29 inches of Hg (+/- 2 inches), then the Summa canister is not appropriate for use and another Summa canister with the appropriate initial vacuum should be used.

11. Take photographs of the Summa canister and surrounding area, as appropriate.

12. Check the Summa canister approximately half way through the sample duration and note progress on sample logs.

13. Steps 2-11 should be repeated for each of the nested soil vapor points; samples can be collected concurrently.

Termination of Sample Collection

1. Arrive at the Summa® canister location at least 30 minutes prior to the end of the sampling interval.

2. Stop collecting the sample when the canister vacuum reaches a vacuum of less than 10 inches of Hg. A target of 6 inches of Hg is the preferred final vacuum. However, a final vacuum of anywhere between 10 and 6 inches of Hg is sufficient and the sample may be collected if the desired elapsed sample time has been reached. Leaving some vacuum in the canister provides a way to verify if the canister leaks before it reaches the laboratory.

3. Record the final vacuum reading. Stop collecting the sample by closing the Summa® canister valve. Record the date and local time (24-hour basis) of valve closing in the field notebook, sample collection log (attachment 1), and COC form. Additionally, record the parameters outlined in step 1 of the Initial Sample Collection Section.

4. Close the valve on the sampling port tubing and secure the well cover (if applicable).

5. Once all nested samples have been collected, make sure all sample points are clearly labeled and have screwed in caps (see attached photo 3). Properly re-install and secure the well cover when finished.

6. Remove the particulate filter and flow controller from the Summa canister, re-install brass plug on canister fitting, and tighten with wrench.

7. Package the canister and flow controller in the shipping container supplied by the laboratory for return shipment to the laboratory. The Summa® canister does not require preservation with ice or refrigeration during shipment.

8. Complete the appropriate forms and sample labels as directed by the laboratory (e.g., affix card with string).

9. Complete COC form and place requisite copies in shipping container. Close shipping container and affix custody seal to container closure. Ship to laboratory via overnight carrier (e.g., Federal Express) for analysis.

Safety Considerations

- This system removes contaminated soil vapor and, once treated, discharges treated vapor to the atmosphere.
- Follow all associated procedures as outlined in the Health and Safety Plan.

Associated SOPs

- SOP SSDS-27 – Helium Tracer Gas Leak
- SOP SSDS-29 – Sub-Slab Vapor Sampling from Extraction Well

Attachments

- SSDS-28-01 Soil Vapor Sample Collection Log



Photo 2 – Canisters and flow controllers attached to sample points



Photo 1 –Tee with valve and purge pump



Photo 3 – Properly labeled and capped sample points

Lockheed Martin Corporation
Attachment SOP SSDS-28 – Soil Vapor Sample Collection Log

SOP Owner:	Amec E&E, PC
SOP No.:	SSDS-28
Revision No.	03
Revision Date:	11/8/2019
Revision By:	EAW
Approved By:	ERC

		Soil Vapor Sample Collection Log	
		Sample ID:	
Client:		Sampling Depth:	
Project:		Time and Date of Installation:	
Location:		Miscellaneous Equipment:	
Project #:		Moisture Content:	
Samplers:			

Instrument Readings

Date	Time	Canister Vacuum (a) (inches of Hg)	Temperature (°F)	Relative Humidity (%)	Air Speed (mph)	Barometric Pressure (inches of Hg)	PID (ppb)

(a) Record canister information at a minimum at the beginning and end of sampling

Summa Canister Information:

Size (circle one):	1 L 6 L
Canister ID:	
Flow Controller ID:	
Notes:	

Leak Test Information (if applicable):

General Observations/Notes:

APPENDIX B
NESTED WELL SOIL VAPOR ANALYTICAL LABORATORY REPORTS AND DATA VALIDATION FORMS

DATA USABILITY SUMMARY REPORT
SVI MONITORING – FEBRUARY and MARCH 2020 SAMPLING
LOCKHEED MARTIN CORPORATION
FORMER UNISYS FACILITY -- GREAT NECK
LAKE SUCCESS, NEW YORK

1.0 INTRODUCTION

Vapor samples were collected at the Lockheed Martin Corporation Former Unisys Facility -- Great Neck Site in February and March of 2020 and submitted to ALS Environmental located in Simi Valley, California (ALS) for analysis. Samples were analyzed by the following method:

- Volatile Organic Compounds (VOCs) by USEPA Method TO-15

A Data Usability Summary Report (DUSR) review was completed based on the New York State Department of Environmental Conservation (NYSDEC) Division of Environmental Remediation guidance (NYSDEC, 2010). Sample event information included in this DUSR is presented in the following Tables:

- Table 1 – Summary of Samples and Analytical Method
- Table 2 – Summary of Analytical Results
- Table 3 – Summary of Qualification Actions

A summary of table notes applicable to Tables 1, 2, and 3 is presented just before Table 1.

Laboratory deliverables included:

- Category B deliverables as defined in the NYSDEC Analytical Services Protocols (NYSDEC, 2005).

The DUSR review included the following evaluations as applicable. A table of the project control limits is presented in Attachment A. Applicable laboratory QC summary forms are included in Attachment B to document QC outliers associated with qualification actions.

- Lab Report Narrative Review
- Data Package Completeness and COC records (Table 1 verification)
- Sample Preservation and Holding Times
- Instrument Calibration (report narrative/lab-qualifier evaluation)
- QC Blanks
- Laboratory Control Samples (LCS)
- Surrogate Spikes (if applicable)
- Field Duplicates
- Target Analyte Identification and Quantitation

- Raw Data (chromatograms), Calculation Checks and Transcription Verifications
- Reporting Limits
- Electronic Data Qualification and Verification

Data qualification actions are applied when necessary based on general procedures in USEPA validation guidelines (USEPA, 2006) and the judgment of the project chemist. The following laboratory qualifiers are used in the final data presentation:

U = target analyte is not detected above the reported detection limit
J = concentration is estimated
UJ = target analyte is not detected and value is estimated

Results are interpreted to be usable as reported by the laboratory or as qualified in the following sections.

2.0 POTENTIAL DATA LIMITATIONS

Based on the DUSR review the majority of data meet the data quality objectives; however, the following potential limitations were identified:

Reporting limits for methyl tertbutyl ether in a subset of samples were qualified estimated (UJ) based on low percent recovery in the associated LCSs/LCSDs. The qualified results are included in Table 3 with reason code LCSL.

Reporting limits for chloromethane in a subset of samples were qualified estimated (UJ) based on low percent recovery in the associated LCS/LCSD. The qualified results are included in Table 3 with reason code LCSL.

The results for tetrachloroethene and trichloroethene in sample VP-103-5 were qualified as not detected (U) at the reporting limit and reported concentration, respectively, due to low level contamination in the associated method blank. Qualified results are included in Table 3 with reason code BL1.

Results for acetone in sample VP-NYSDEC-5-30 and field duplicate VP-NYSDEC-5-100 were qualified estimated (J/UJ) based on inconsistent results. Acetone was reported at a concentration greater than the reporting limit in field duplicate VP-NYSDEC-5-100, but was not detected in sample VP-NYSDEC-5-30. Qualified results are included in Table 3 with reason code FD.

Results for acetone in sample VP-NYSDEC-5-50 and field duplicate VP-NYSDEC-5-300 were qualified estimated (J/UJ) based on inconsistent results. Acetone was reported at a concentration greater than the reporting limit in sample VP-NYSDEC-5-50, but was not detected in field duplicate VP-NYSDEC-5-300. Qualified results are included in Table 3 with reason code FD.

3.0 ADDITIONAL QC EXCEEDANCES AND OBSERVATIONS

A subset of samples was diluted for analysis due to high concentrations of target compounds. Reporting limits are elevated as indicated in Table 2.

During validation a sample ID and two sample dates were corrected to match the COC. Details are recorded in Attachment B.

There were no other additional observations or quality control exceedances not specifically addressed above (Section 2.0).

Reference:

New York State Department of Environmental Conservation (NYSDEC), 2005. "Analytical Services Protocols"; June 2005.

NYSDEC, 2010. "Technical Guidance for Site Investigation and Remediation-Appendix 2B"; DER-10; Division of Environmental Remediation; May 2010.

USEPA Region 2, 2006. "Validating Volatile Organic Analysis of Ambient Air in Canister by Method TO-15"; SOP # HW-31, Revision 4, Hazardous Waste Support Branch; October 2006.

Data Validator: Liesel Krout April 6, 2020



Reviewed by: Julie Ricardi April 14, 2020



Standard Table Notes:

Sample Type (QC Code)

FS – field sample

FD – field duplicate

TB – trip blank

EB – equipment blank

FB – field blank

Matrix

GW – ground water

BW – blank water

TW – tap water

SV – soil vapor

SED - sediment

Units

mg/L – milligrams per liter

ng/L – nanograms per liter

µg/L – micrograms per liter

mg/kg – milligrams per kilogram

µg/kg – micrograms per kilogram

µg/m^3 – micrograms per cubic meter

Qualifiers

U – not detected above quantitation limit

J – estimated quantity

J+ - estimated quantity, biased high

J- - estimated quantity, biased low

R – data unusable

Fraction

T – total

D – dissolved

N – normal

Qualification Reason Codes

BL1 – method blank qualifier

BL2 – field or trip blank qualifier

CCV – continuing calibration verification recovery outside limits

CCV%D – continuing calibration verification percent difference exceeds goal

CCVRRF – continuing calibration relative response factor low

CI – chromatographic interference present

DCPD – dual column percent difference exceeds limit

E – result exceeds calibration range

FD – field duplicate precision goal exceeded

FP – false positive interference

HT – holding time for prep or analysis exceeded

HTG – holding time for prep or analysis grossly exceeded

ICV – initial calibration verification recovery outside limit

ICVRRF – initial calibration verification relative response factor low

ICVRSD – initial calibration verification % relative standard deviation exceeds goal

ISH – internal standard response greater than limit

ISL – internal standard response less than limit

LCSH – laboratory control sample recovery high

LCSL – laboratory control sample recovery low

LCSRPD – laboratory control sample/duplicate relative % difference precision goal exceeded

LD – lab duplicate precision goal exceeded

MSH – matrix spike and/or MS duplicate recovery high

MSL – matrix spike and/or MS duplicate recovery low

MSRPD – matrix spike/duplicate relative % difference precision goal exceeded

N – analyte identification is not certain

PEM – performance evaluation mixture exceeds limit

PM – sample percent moisture exceeds EPA guideline

SD – serial dilution result exceeds percent difference limit

SP – sample preservation/collection does not meet method requirement

SSH – surrogate recovery high

SSL – surrogate recovery low

TD – dissolved concentration exceeds total

TABLE 1 - SUMMARY OF SAMPLES AND ANALYTICAL METHODS
DATA USABILITY SUMMARY REPORT
SVI MONITORING – FEBRUARY and MARCH 2020 SAMPLING
LOCKHEED MARTIN CORPORATION
FORMER UNISYS FACILITY -- GREAT NECK
LAKE SUCCESS, NEW YORK

						Analytical Method	EPA TO-15
SDG	**Location**	**Field Sample ID**	**Sample Date**	**Media**	**Lab Sample ID**	**QC Code**	**Count**
P2001311	VP-9-40	VP-9-100	3/2/2020	AIR	P2001311-023	FD	64
P2001311	VP-105-10	VP-105-10	3/2/2020	AIR	P2001311-025	FS	64
P2001311	VP-105-20	VP-105-20	3/2/2020	AIR	P2001311-026	FS	64
P2001311	VP-105-32	VP-105-32	3/2/2020	AIR	P2001311-027	FS	64
P2001311	VP-105-5	VP-105-5	3/2/2020	AIR	P2001311-024	FS	64
P2001311	VP-105-50	VP-105-50	3/2/2020	AIR	P2001311-028	FS	64
P2001311	VP-106-11	VP-106-11	3/2/2020	AIR	P2001311-002	FS	64
P2001311	VP-106-19.5	VP-106-19.5	3/2/2020	AIR	P2001311-003	FS	64
P2001311	VP-106-28	VP-106-28	3/2/2020	AIR	P2001311-004	FS	64
P2001311	VP-106-5	VP-106-5	3/2/2020	AIR	P2001311-001	FS	64
P2001311	VP-106-56	VP-106-56	3/2/2020	AIR	P2001311-005	FS	64
P2001311	VP-106-72	VP-106-72	3/2/2020	AIR	P2001311-006	FS	64
P2001311	VP-106-84	VP-106-84	3/2/2020	AIR	P2001311-007	FS	64
P2001311	VP-9-10	VP-9-10	3/2/2020	AIR	P2001311-017	FS	64
P2001311	VP-9-20	VP-9-20	3/2/2020	AIR	P2001311-018	FS	64
P2001311	VP-9-30	VP-9-30	3/2/2020	AIR	P2001311-019	FS	64
P2001311	VP-9-40	VP-9-40	3/2/2020	AIR	P2001311-020	FS	64
P2001311	VP-9-50	VP-9-50	3/2/2020	AIR	P2001311-021	FS	64
P2001311	VP-9-60	VP-9-60	3/2/2020	AIR	P2001311-022	FS	64
P2001311	VP-NYSDEC-5-10	VP-NYSDEC-5-10	3/2/2020	AIR	P2001311-009	FS	64
P2001311	VP-NYSDEC-5-30	VP-NYSDEC-5-100	3/2/2020	AIR	P2001311-014	FD	64
P2001311	VP-NYSDEC-5-20	VP-NYSDEC-5-20	3/2/2020	AIR	P2001311-010	FS	64
P2001311	VP-NYSDEC-5-30	VP-NYSDEC-5-30	3/2/2020	AIR	P2001311-011	FS	64
P2001311	VP-NYSDEC-5-50	VP-NYSDEC-5-300	3/2/2020	AIR	P2001311-016	FD	64
P2001311	VP-NYSDEC-5-40	VP-NYSDEC-5-40	3/2/2020	AIR	P2001311-012	FS	64
P2001311	VP-NYSDEC-5-5	VP-NYSDEC-5-5	3/2/2020	AIR	P2001311-008	FS	64
P2001311	VP-NYSDEC-5-40	VP-NYSDEC-5-200	3/2/2020	AIR	P2001311-015	FD	64
P2001311	VP-NYSDEC-5-50	VP-NYSDEC-5-50	3/2/2020	AIR	P2001311-013	FS	64
P2001313	VP-104-10	VP-104-10	3/3/2020	AIR	P2001313-004	FS	64
P2001313	VP-104-19	VP-104-19	3/3/2020	AIR	P2001313-005	FS	64
P2001313	VP-104-30	VP-104-30	3/3/2020	AIR	P2001313-006	FS	64
P2001313	VP-104-40	VP-104-40	3/3/2020	AIR	P2001313-007	FS	64
P2001313	VP-104-5	VP-104-5	3/3/2020	AIR	P2001313-003	FS	64
P2001313	VP-104-50	VP-104-50	3/3/2020	AIR	P2001313-008	FS	64
P2001313	VP-104-62	VP-104-62	3/3/2020	AIR	P2001313-009	FS	64
P2001313	VP-104-73	VP-104-73	3/3/2020	AIR	P2001313-010	FS	64
P2001313	VP-107-33.5	VP-107-33.5	3/3/2020	AIR	P2001313-014	FS	64
P2001313	VP-105-60	VP-105-60	3/2/2020	AIR	P2001313-001	FS	64
P2001313	VP-105-72	VP-105-72	3/2/2020	AIR	P2001313-002	FS	64
P2001313	VP-107-20	VP-107-100	3/3/2020	AIR	P2001313-018	FD	64

TABLE 1 - SUMMARY OF SAMPLES AND ANALYTICAL METHODS
DATA USABILITY SUMMARY REPORT
SVI MONITORING – FEBRUARY and MARCH 2020 SAMPLING
LOCKHEED MARTIN CORPORATION
FORMER UNISYS FACILITY -- GREAT NECK
LAKE SUCCESS, NEW YORK

						Analytical Method	EPA TO-15
SDG	**Location**	**Field Sample ID**	**Sample Date**	**Media**	**Lab Sample ID**	**QC Code**	**Count**
P2001313	VP-107-13	VP-107-13	3/3/2020	AIR	P2001313-012	FS	64
P2001313	VP-107-20	VP-107-20	3/3/2020	AIR	P2001313-013	FS	64
P2001313	VP-107-44	VP-107-44	3/3/2020	AIR	P2001313-015	FS	64
P2001313	VP-107-5	VP-107-5	3/3/2020	AIR	P2001313-011	FS	64
P2001313	VP-107-60	VP-107-60	3/3/2020	AIR	P2001313-016	FS	64
P2001313	VP-107-74	VP-107-74	3/3/2020	AIR	P2001313-017	FS	64
P2001314	VP-101-15	VP-101-15	2/27/2020	AIR	P2001314-014	FS	64
P2001314	VP-101-5	VP-101-5	2/27/2020	AIR	P2001314-013	FS	64
P2001314	VP-3-10	VP-3-10	2/27/2020	AIR	P2001314-002	FS	64
P2001314	VP-3-20	VP-3-20	2/27/2020	AIR	P2001314-003	FS	64
P2001314	VP-3-30	VP-3-30	2/27/2020	AIR	P2001314-004	FS	64
P2001314	VP-3-5	VP-3-5	2/27/2020	AIR	P2001314-001	FS	64
P2001314	VP-3D-40	VP-3D-40	2/27/2020	AIR	P2001314-005	FS	64
P2001314	VP-3D-51	VP-3D-51	2/27/2020	AIR	P2001314-006	FS	64
P2001314	VP-3D-61	VP-3D-61	2/27/2020	AIR	P2001314-007	FS	64
P2001314	VP-3D-73	VP-3D-73	2/27/2020	AIR	P2001314-008	FS	64
P2001314	VP-4-10	VP-4-10	2/27/2020	AIR	P2001314-010	FS	64
P2001314	VP-4-20	VP-4-20	2/27/2020	AIR	P2001314-011	FS	64
P2001314	VP-4-30	VP-4-30	2/27/2020	AIR	P2001314-012	FS	64
P2001314	VP-4-5	VP-4-5	2/29/2020	AIR	P2001314-009	FS	64
P2001315	VP-108-29.5	VP-108-100	2/28/2020	AIR	P2001315-006	FD	64
P2001315	VP-1-10	VP-1-10	2/28/2020	AIR	P2001315-015	FS	64
P2001315	VP-1-20	VP-1-20	2/28/2020	AIR	P2001315-016	FS	64
P2001315	VP-1-30	VP-1-30	2/28/2020	AIR	P2001315-017	FS	64
P2001315	VP-1-5	VP-1-5	2/28/2020	AIR	P2001315-014	FS	64
P2001315	VP-101-27	VP-101-27	2/27/2020	AIR	P2001315-001	FS	64
P2001315	VP-108-10	VP-108-10	2/28/2020	AIR	P2001315-003	FS	64
P2001315	VP-108-20	VP-108-20	2/28/2020	AIR	P2001315-004	FS	64
P2001315	VP-108-29.5	VP-108-29.5	2/28/2020	AIR	P2001315-005	FS	64
P2001315	VP-108-5	VP-108-5	2/28/2020	AIR	P2001315-002	FS	64
P2001315	VP-108D-50.5	VP-108D-50.5	2/28/2020	AIR	P2001315-007	FS	64
P2001315	VP-108D-60	VP-108D-60	2/28/2020	AIR	P2001315-008	FS	64
P2001315	VP-108D-70	VP-108D-70	2/28/2020	AIR	P2001315-009	FS	64
P2001315	VP-2-10	VP-2-10	2/28/2020	AIR	P2001315-011	FS	64
P2001315	VP-2-20	VP-2-20	2/28/2020	AIR	P2001315-012	FS	64
P2001315	VP-2-30	VP-2-30	2/28/2020	AIR	P2001315-013	FS	64
P2001315	VP-2-5	VP-2-5	2/28/2020	AIR	P2001315-010	FS	64
P2001315	VP-5-10	VP-5-10	2/28/2020	AIR	P2001315-019	FS	64
P2001315	VP-5-20	VP-5-20	2/28/2020	AIR	P2001315-020	FS	64
P2001315	VP-5-30	VP-5-30	2/29/2020	AIR	P2001315-021	FS	64

TABLE 1 - SUMMARY OF SAMPLES AND ANALYTICAL METHODS
DATA USABILITY SUMMARY REPORT
SVI MONITORING – FEBRUARY and MARCH 2020 SAMPLING
LOCKHEED MARTIN CORPORATION
FORMER UNISYS FACILITY -- GREAT NECK
LAKE SUCCESS, NEW YORK

						Analytical Method	EPA TO-15
SDG	**Location**	**Field Sample ID**	**Sample Date**	**Media**	**Lab Sample ID**	**QC Code**	**Count**
P2001315	VP-5-5	VP-5-5	2/28/2020	AIR	P2001315-018	FS	64
P2001320	FPM-20-5	FPM-20-5	2/29/2020	AIR	P2001320-001	FS	64
P2001320	FPM-20-9.4	FPM-20-9.4	2/29/2020	AIR	P2001320-002	FS	64
P2001320	LIJ-VP-7	LIJ-VP-7-10	2/29/2020	AIR	P2001320-011	FS	64
P2001320	LIJ-VP-7	LIJ-VP-7-100	2/29/2020	AIR	P2001320-016	FD	64
P2001320	LIJ-VP-7	LIJ-VP-7-20	2/29/2020	AIR	P2001320-012	FS	64
P2001320	LIJ-VP-7	LIJ-VP-7-30	2/29/2020	AIR	P2001320-013	FS	64
P2001320	LIJ-VP-7	LIJ-VP-7-40	2/29/2020	AIR	P2001320-014	FS	64
P2001320	LIJ-VP-7	LIJ-VP-7-5	2/29/2020	AIR	P2001320-010	FS	64
P2001320	LIJ-VP-7	LIJ-VP-7-50	2/29/2020	AIR	P2001320-015	FS	64
P2001320	VP-102-19.5	VP-102-19.5	2/29/2020	AIR	P2001320-005	FS	64
P2001320	VP-102-4.5	VP-102-4.5	2/29/2020	AIR	P2001320-003	FS	64
P2001320	VP-102-51.5	VP-102-51.5	2/29/2020	AIR	P2001320-006	FS	64
P2001320	VP-102-57.5	VP-102-57.5	2/29/2020	AIR	P2001320-007	FS	64
P2001320	VP-102-61.5	VP-102-61.5	2/29/2020	AIR	P2001320-008	FS	64
P2001320	VP-102-73.5	VP-102-73.5	2/29/2020	AIR	P2001320-009	FS	64
P2001320	VP-102-8.5	VP-102-8.5	2/29/2020	AIR	P2001320-004	FS	64
P2001320	VP-103-10	VP-103-10	2/29/2020	AIR	P2001320-018	FS	64
P2001320	VP-103-20	VP-103-20	2/29/2020	AIR	P2001320-019	FS	64
P2001320	VP-103-30	VP-103-30	2/29/2020	AIR	P2001320-020	FS	64
P2001320	VP-103-40	VP-103-40	2/29/2020	AIR	P2001320-021	FS	64
P2001320	VP-103-5	VP-103-5	2/29/2020	AIR	P2001320-017	FS	64
P2001320	VP-103-50	VP-103-50	2/29/2020	AIR	P2001320-022	FS	64
P2001320	VP-103-61.5	VP-103-61.5	2/29/2020	AIR	P2001320-023	FS	64
P2001320	VP-103-74.5	VP-103-74.5	2/29/2020	AIR	P2001320-024	FS	64
P2001321	VP-107-33.5	VP-107-200	3/3/2020	AIR	P2001321-001	FD	64
P2001321	VP-107-44	VP-107-300	3/3/2020	AIR	P2001321-002	FD	64
P2001321	VP-8D-53.5	VP-8D-100	3/6/2020	AIR	P2001321-009	FD	64
P2001321	VP-8D-62.5	VP-8D-200	3/6/2020	AIR	P2001321-010	FD	64
P2001321	VP-8-10	VP-8-10	3/6/2020	AIR	P2001321-004	FS	64
P2001321	VP-8-20	VP-8-20	3/6/2020	AIR	P2001321-005	FS	64
P2001321	VP-8-5	VP-8-5	3/6/2020	AIR	P2001321-003	FS	64
P2001321	VP-8D-53.5	VP-8D-53.5	3/6/2020	AIR	P2001321-006	FS	64
P2001321	VP-8D-62.5	VP-8D-62.5	3/6/2020	AIR	P2001321-007	FS	64
P2001321	VP-8D-72.5	VP-8D-72.5	3/6/2020	AIR	P2001321-008	FS	64

TABLE 2 - SUMMARY OF ANALYTICAL RESULTS
DATA USABILITY SUMMARY REPORT
SVI MONITORING – FEBRUARY and MARCH 2020 SAMPLING
LOCKHEED MARTIN CORPORATION
FORMER UNISYS FACILITY -- GREAT NECK
LAKE SUCCESS, NEW YORK

		SDG	P2001311		P2001311		P2001311		P2001311		P2001311	
		Location	VP-105-10		VP-105-20		VP-105-32		VP-105-5		VP-105-50	
		Sample Date	3/2/2020		3/2/2020		3/2/2020		3/2/2020		3/2/2020	
		Sample ID	VP-105-10		VP-105-20		VP-105-32		VP-105-5		VP-105-50	
		QC Code	FS		FS		FS		FS		FS	
Method	Parameter	Unit	Final Result	Final Qualifier	Final Result	Final Qualifier	Final Result	Final Qualifier	Final Result	Final Qualifier	Final Result	Final Qualifier
EPA TO-15	1,1,1-Trichloroethane	UG/M3	0.85	U	0.86	U	8.6	U	0.8	U	33	U
EPA TO-15	1,1,2,2-Tetrachloroethane	UG/M3	0.85	U	0.86	U	8.6	U	0.8	U	33	U
EPA TO-15	1,1,2-Trichloro-1,2,2-Trifluoroethane	UG/M3	0.7	J	0.57	J	5,500		0.6	J	220	
EPA TO-15	1,1,2-Trichloroethane	UG/M3	0.85	U	0.86	U	8.6	U	0.8	U	33	U
EPA TO-15	1,1-Dichloroethane	UG/M3	0.86	U	0.87	U	8.8	U	0.82	U	34	U
EPA TO-15	1,1-Dichloroethene	UG/M3	0.17	U	0.17	U	1.8	U	0.16	U	5.2	J
EPA TO-15	1,2,4-Trichlorobenzene	UG/M3	0.85	U	0.86	U	8.6	U	0.8	U	33	U
EPA TO-15	1,2,4-Trimethylbenzene	UG/M3	0.85	U	0.7	J	8.6	U	0.54	J	33	U
EPA TO-15	1,2-Dibromo-3-chloropropane	UG/M3	0.83	U	0.84	U	8.5	U	0.79	U	32	U
EPA TO-15	1,2-Dibromoethane	UG/M3	0.85	U	0.86	U	8.6	U	0.8	U	33	U
EPA TO-15	1,2-Dichloro-1,1,2,2-tetrafluoroethane	UG/M3	0.83	U	0.84	U	2	J	0.79	U	32	U
EPA TO-15	1,2-Dichlorobenzene	UG/M3	0.85	U	0.86	U	8.6	U	0.8	U	33	U
EPA TO-15	1,2-Dichloroethane	UG/M3	0.85	U	0.86	U	8.6	U	0.8	U	33	U
EPA TO-15	1,2-Dichloroethene (total)	UG/M3	0.85	U	0.86	U	210		0.8	U	1,400	
EPA TO-15	1,2-Dichloropropane	UG/M3	0.85	U	0.86	U	8.6	U	0.8	U	33	U
EPA TO-15	1,3,5-Trimethylbenzene	UG/M3	0.83	U	0.21	J	8.5	U	0.14	J	32	U
EPA TO-15	1,3-Butadiene	UG/M3	0.83	U	0.84	U	8.5	U	0.79	U	32	U
EPA TO-15	1,3-Dichlorobenzene	UG/M3	0.85	U	0.86	U	8.6	U	0.8	U	33	U
EPA TO-15	1,4-Dichlorobenzene	UG/M3	0.85	U	0.86	U	8.6	U	0.8	U	33	U
EPA TO-15	1,4-Dioxane	UG/M3	0.24	J	0.86	U	8.6	U	0.8	U	33	U
EPA TO-15	2-Butanone	UG/M3	0.25	J	3.9		18	U	0.34	J	67	U
EPA TO-15	2-Hexanone	UG/M3	0.85	U	0.61	J	8.6	U	0.8	U	33	U
EPA TO-15	2-Propanol	UG/M3	3.3	U	4.8		34	U	4.8		130	U
EPA TO-15	4-Ethyltoluene	UG/M3	0.85	U	0.17	J	8.6	U	0.13	J	33	U

TABLE 2 - SUMMARY OF ANALYTICAL RESULTS
DATA USABILITY SUMMARY REPORT
SVI MONITORING – FEBRUARY and MARCH 2020 SAMPLING
LOCKHEED MARTIN CORPORATION
FORMER UNISYS FACILITY -- GREAT NECK
LAKE SUCCESS, NEW YORK

		SDG	P2001311		P2001311		P2001311		P2001311		P2001311	
		Location	VP-105-10		VP-105-20		VP-105-32		VP-105-5		VP-105-50	
		Sample Date	3/2/2020		3/2/2020		3/2/2020		3/2/2020		3/2/2020	
		Sample ID	VP-105-10		VP-105-20		VP-105-32		VP-105-5		VP-105-50	
		QC Code	FS		FS		FS		FS		FS	
Method	Parameter	Unit	Final Result	Final Qualifier	Final Result	Final Qualifier	Final Result	Final Qualifier	Final Result	Final Qualifier	Final Result	Final Qualifier
EPA TO-15	4-Methyl-2-pentanone	UG/M3	0.83	U	0.18	J	8.5	U	0.79	U	32	U
EPA TO-15	Acetic acid, methyl ester	UG/M3	0.79	U	0.8	U	8	U	0.75	U	31	U
EPA TO-15	Acetone	UG/M3	2.6	J	23		85	U	5.2	J	320	U
EPA TO-15	Allyl chloride	UG/M3	0.85	U	0.86	U	8.6	U	0.8	U	33	U
EPA TO-15	Benzene	UG/M3	0.35	J	0.73	J	1.6	J	1.2		5.4	J
EPA TO-15	Bromodichloromethane	UG/M3	0.85	U	0.86	U	8.6	U	0.8	U	33	U
EPA TO-15	Bromoform	UG/M3	0.85	U	0.86	U	8.6	U	0.8	U	33	U
EPA TO-15	Bromomethane	UG/M3	0.85	U	0.86	U	8.6	U	0.8	U	33	U
EPA TO-15	Carbon disulfide	UG/M3	1.2	J	1.7	U	18	U	1.6	U	67	U
EPA TO-15	Carbon tetrachloride	UG/M3	0.47		0.45		1.6	U	0.48		6.1	U
EPA TO-15	Chlorobenzene	UG/M3	0.85	U	0.86	U	8.6	U	0.8	U	33	U
EPA TO-15	Chlorodifluoromethane	UG/M3	0.79	U	0.52	J	8	U	0.58	J	150	
EPA TO-15	Chloroethane	UG/M3	0.85	U	0.86	U	8.6	U	0.8	U	33	U
EPA TO-15	Chloroform	UG/M3	0.13	J	0.86	U	1.5	J	0.11	J	17	J
EPA TO-15	Chloromethane	UG/M3	0.83	U	0.33	J	8.5	U	0.31	J	32	U
EPA TO-15	cis-1,2-Dichloroethene	UG/M3	0.17	U	0.17	U	210		0.16	U	1,400	
EPA TO-15	cis-1,3-Dichloropropene	UG/M3	0.82	U	0.83	U	8.3	U	0.77	U	32	U
EPA TO-15	Cyclohexane	UG/M3	1.7	U	1.7	U	18	U	1.6	U	67	U
EPA TO-15	Dibromochloromethane	UG/M3	0.85	U	0.86	U	8.6	U	0.8	U	33	U
EPA TO-15	Dichlorodifluoromethane	UG/M3	2.7		2.5		14		2.6		32	U
EPA TO-15	Difluoroethane	UG/M3	0.79	U	0.8	U	8	U	0.75	U	31	U
EPA TO-15	Ethylbenzene	UG/M3	0.85	U	0.54	J	8.6	U	0.46	J	33	U
EPA TO-15	Freon 115	UG/M3	0.79	U	0.8	U	8	U	0.75	U	31	U
EPA TO-15	Freon 123	UG/M3	0.79	U	0.8	U	8	U	0.75	U	31	U

TABLE 2 - SUMMARY OF ANALYTICAL RESULTS
DATA USABILITY SUMMARY REPORT
SVI MONITORING – FEBRUARY and MARCH 2020 SAMPLING
LOCKHEED MARTIN CORPORATION
FORMER UNISYS FACILITY -- GREAT NECK
LAKE SUCCESS, NEW YORK

		SDG	P2001311		P2001311		P2001311		P2001311		P2001311	
		Location	VP-105-10		VP-105-20		VP-105-32		VP-105-5		VP-105-50	
		Sample Date	3/2/2020		3/2/2020		3/2/2020		3/2/2020		3/2/2020	
		Sample ID	VP-105-10		VP-105-20		VP-105-32		VP-105-5		VP-105-50	
		QC Code	FS		FS		FS		FS		FS	
Method	**Parameter**	**Unit**	Final Result	Final Qualifier	Final Result	Final Qualifier	Final Result	Final Qualifier	Final Result	Final Qualifier	Final Result	Final Qualifier
EPA TO-15	Hexachlorobutadiene	UG/M3	0.83	U	0.84	U	8.5	U	0.79	U	32	U
EPA TO-15	Hexane	UG/M3	0.85	U	0.38	J	8.6	U	0.65	J	33	U
EPA TO-15	Isopropylbenzene	UG/M3	0.85	U	0.86	U	8.6	U	0.8	U	33	U
EPA TO-15	Methyl cyclohexane	UG/M3	0.79	U	0.8	U	8	U	0.75	U	31	U
EPA TO-15	Methyl Tertbutyl Ether	UG/M3	0.85	U	0.86	U	8.6	U	0.8	U	33	U
EPA TO-15	Methylene chloride	UG/M3	0.26	J	0.38	J	8.5	U	0.38	J	32	U
EPA TO-15	Styrene	UG/M3	0.83	U	0.84	U	8.5	U	0.79	U	32	U
EPA TO-15	Tetrachloroethene	UG/M3	1.7		0.36	J	280		0.22	J	1,200	
EPA TO-15	Toluene	UG/M3	0.44	J	1.2		3	J	2		33	U
EPA TO-15	trans-1,2-Dichloroethene	UG/M3	0.85	U	0.86	U	8.6	U	0.8	U	11	J
EPA TO-15	trans-1,3-Dichloropropene	UG/M3	0.83	U	0.84	U	8.5	U	0.79	U	32	U
EPA TO-15	Trichloroethene	UG/M3	0.53		0.14	J	1,100		0.4		5,900	
EPA TO-15	Trichlorofluoromethane	UG/M3	1.5		1.4		3.9	J	1.4		18	J
EPA TO-15	Vinyl chloride	UG/M3	0.17	U	0.17	U	1.8	U	0.16	U	6.7	U
EPA TO-15	Xylene, o	UG/M3	0.85	U	0.68	J	8.6	U	0.49	J	33	U
EPA TO-15	Xylenes (m&p)	UG/M3	0.29	J	1.9		18	U	1.4	J	67	U

TABLE 2 - SUMMARY OF ANALYTICAL RESULTS
DATA USABILITY SUMMARY REPORT
SVI MONITORING – FEBRUARY and MARCH 2020 SAMPLING
LOCKHEED MARTIN CORPORATION
FORMER UNISYS FACILITY -- GREAT NECK
LAKE SUCCESS, NEW YORK

		SDG	P2001311		P2001311		P2001311		P2001311		P2001311	
		Location	VP-106-11		VP-106-19.5		VP-106-28		VP-106-5		VP-106-56	
		Sample Date	3/2/2020		3/2/2020		3/2/2020		3/2/2020		3/2/2020	
		Sample ID	VP-106-11		VP-106-19.5		VP-106-28		VP-106-5		VP-106-56	
		QC Code	FS		FS		FS		FS		FS	
Method	Parameter	Unit	Final Result	Final Qualifier	Final Result	Final Qualifier	Final Result	Final Qualifier	Final Result	Final Qualifier	Final Result	Final Qualifier
EPA TO-15	1,1,1-Trichloroethane	UG/M3	0.8	U	0.78	U	0.83	U	0.77	U	0.65	J
EPA TO-15	1,1,2,2-Tetrachloroethane	UG/M3	0.8	U	0.78	U	0.83	U	0.77	U	2.5	U
EPA TO-15	1,1,2-Trichloro-1,2,2-Trifluoroethane	UG/M3	0.71	J	0.83		0.83		0.54	J	44	
EPA TO-15	1,1,2-Trichloroethane	UG/M3	0.8	U	0.78	U	0.83	U	0.77	U	2.5	U
EPA TO-15	1,1-Dichloroethane	UG/M3	0.82	U	0.79	U	0.84	U	0.79	U	2.6	U
EPA TO-15	1,1-Dichloroethene	UG/M3	0.16	U	0.16	U	0.17	U	0.16	U	0.51	U
EPA TO-15	1,2,4-Trichlorobenzene	UG/M3	0.8	U	0.78	U	0.27	J	0.77	U	2.5	U
EPA TO-15	1,2,4-Trimethylbenzene	UG/M3	0.45	J	0.34	J	0.3	J	0.18	J	0.4	J
EPA TO-15	1,2-Dibromo-3-chloropropane	UG/M3	0.79	U	0.76	U	0.81	U	0.76	U	2.5	U
EPA TO-15	1,2-Dibromoethane	UG/M3	0.8	U	0.78	U	0.83	U	0.77	U	2.5	U
EPA TO-15	1,2-Dichloro-1,1,2,2-tetrafluoroethane	UG/M3	0.79	U	0.76	U	0.81	U	0.76	U	2.5	U
EPA TO-15	1,2-Dichlorobenzene	UG/M3	0.8	U	0.78	U	0.83	U	0.77	U	2.5	U
EPA TO-15	1,2-Dichloroethane	UG/M3	0.8	U	0.78	U	0.83	U	0.77	U	2.5	U
EPA TO-15	1,2-Dichloroethene (total)	UG/M3	0.8	U	0.78	U	0.83	U	0.77	U	61	
EPA TO-15	1,2-Dichloropropane	UG/M3	0.8	U	0.78	U	0.83	U	0.77	U	2.5	U
EPA TO-15	1,3,5-Trimethylbenzene	UG/M3	0.79	U	0.76	U	0.81	U	0.76	U	2.5	U
EPA TO-15	1,3-Butadiene	UG/M3	0.79	U	0.76	U	0.81	U	0.76	U	2.5	U
EPA TO-15	1,3-Dichlorobenzene	UG/M3	0.8	U	0.78	U	0.83	U	0.77	U	2.5	U
EPA TO-15	1,4-Dichlorobenzene	UG/M3	0.8	U	0.78	U	0.83	U	0.77	U	2.5	U
EPA TO-15	1,4-Dioxane	UG/M3	0.8	U	0.78	U	0.83	U	0.77	U	2.5	U
EPA TO-15	2-Butanone	UG/M3	3.1		3		4.2		1.4	J	2.7	J
EPA TO-15	2-Hexanone	UG/M3	0.45	J	0.49	J	0.39	J	0.77	U	2.5	U
EPA TO-15	2-Propanol	UG/M3	1.5	J	0.78	J	1.4	J	2.2	J	9.8	U
EPA TO-15	4-Ethyltoluene	UG/M3	0.8	U	0.78	U	0.83	U	0.77	U	2.5	U

TABLE 2 - SUMMARY OF ANALYTICAL RESULTS
DATA USABILITY SUMMARY REPORT
SVI MONITORING – FEBRUARY and MARCH 2020 SAMPLING
LOCKHEED MARTIN CORPORATION
FORMER UNISYS FACILITY -- GREAT NECK
LAKE SUCCESS, NEW YORK

		SDG	P2001311		P2001311		P2001311		P2001311		P2001311	
		Location	VP-106-11		VP-106-19.5		VP-106-28		VP-106-5		VP-106-56	
		Sample Date	3/2/2020		3/2/2020		3/2/2020		3/2/2020		3/2/2020	
		Sample ID	VP-106-11		VP-106-19.5		VP-106-28		VP-106-5		VP-106-56	
		QC Code	FS		FS		FS		FS		FS	
Method	Parameter	Unit	Final Result	Final Qualifier	Final Result	Final Qualifier	Final Result	Final Qualifier	Final Result	Final Qualifier	Final Result	Final Qualifier
EPA TO-15	4-Methyl-2-pentanone	UG/M3	0.7	J	0.3	J	1.2		0.76	U	2.5	U
EPA TO-15	Acetic acid, methyl ester	UG/M3	0.75	U	0.72	U	0.77	U	0.72	U	2.3	U
EPA TO-15	Acetone	UG/M3	42		38		65		19		25	
EPA TO-15	Allyl chloride	UG/M3	0.8	U	0.78	U	0.83	U	0.77	U	2.5	U
EPA TO-15	Benzene	UG/M3	0.28	J	0.17	J	0.38	J	0.53	J	0.62	J
EPA TO-15	Bromodichloromethane	UG/M3	0.8	U	0.44	J	0.64	J	0.77	U	2.5	U
EPA TO-15	Bromoform	UG/M3	0.8	U	0.78	U	0.83	U	0.77	U	2.5	U
EPA TO-15	Bromomethane	UG/M3	0.8	U	0.78	U	0.83	U	0.77	U	2.5	U
EPA TO-15	Carbon disulfide	UG/M3	0.77	J	1.1	J	2.7		0.54	J	0.88	J
EPA TO-15	Carbon tetrachloride	UG/M3	0.15	U	0.12	J	0.12	J	0.44		0.47	U
EPA TO-15	Chlorobenzene	UG/M3	0.13	J	0.78	U	0.83	U	0.77	U	2.5	U
EPA TO-15	Chlorodifluoromethane	UG/M3	0.75	U	0.72	U	0.77	U	0.39	J	10	
EPA TO-15	Chloroethane	UG/M3	0.8	U	0.78	U	0.83	U	0.77	U	2.5	U
EPA TO-15	Chloroform	UG/M3	0.83		2.2		1.8		0.77	U	3.1	
EPA TO-15	Chloromethane	UG/M3	0.79	U	0.76	U	0.81	U	0.27	J	2.5	U
EPA TO-15	cis-1,2-Dichloroethene	UG/M3	0.16	U	0.16	U	0.17	U	0.16	U	59	
EPA TO-15	cis-1,3-Dichloropropene	UG/M3	0.77	U	0.75	U	0.8	U	0.74	U	2.4	U
EPA TO-15	Cyclohexane	UG/M3	1.6	U	1.6	U	1.7	U	1.6	U	5.1	U
EPA TO-15	Dibromochloromethane	UG/M3	0.8	U	0.78	U	0.83	U	0.77	U	2.5	U
EPA TO-15	Dichlorodifluoromethane	UG/M3	2.3		2.2		2.2		2.4		3.1	
EPA TO-15	Difluoroethane	UG/M3	0.75	U	0.72	U	0.77	U	0.72	U	2.3	U
EPA TO-15	Ethylbenzene	UG/M3	0.25	J	0.12	J	0.38	J	0.19	J	2.5	U
EPA TO-15	Freon 115	UG/M3	0.75	U	0.72	U	0.77	U	0.72	U	2.3	U
EPA TO-15	Freon 123	UG/M3	0.75	U	0.72	U	0.77	U	0.72	U	2.3	U

TABLE 2 - SUMMARY OF ANALYTICAL RESULTS
DATA USABILITY SUMMARY REPORT
SVI MONITORING – FEBRUARY and MARCH 2020 SAMPLING
LOCKHEED MARTIN CORPORATION
FORMER UNISYS FACILITY -- GREAT NECK
LAKE SUCCESS, NEW YORK

		SDG	P2001311		P2001311		P2001311		P2001311		P2001311	
		Location	VP-106-11		VP-106-19.5		VP-106-28		VP-106-5		VP-106-56	
		Sample Date	3/2/2020		3/2/2020		3/2/2020		3/2/2020		3/2/2020	
		Sample ID	VP-106-11		VP-106-19.5		VP-106-28		VP-106-5		VP-106-56	
		QC Code	FS		FS		FS		FS		FS	
Method	**Parameter**	**Unit**	Final Result	Final Qualifier	Final Result	Final Qualifier	Final Result	Final Qualifier	Final Result	Final Qualifier	Final Result	Final Qualifier
EPA TO-15	Hexachlorobutadiene	UG/M3	0.79	U	0.76	U	0.81	U	0.76	U	2.5	U
EPA TO-15	Hexane	UG/M3	0.8	U	0.78	U	0.35	J	0.28	J	0.96	J
EPA TO-15	Isopropylbenzene	UG/M3	0.8	U	0.78	U	0.83	U	0.77	U	2.5	U
EPA TO-15	Methyl cyclohexane	UG/M3	0.75	U	0.72	U	0.77	U	0.72	U	2.3	U
EPA TO-15	Methyl Tertbutyl Ether	UG/M3	0.8	UJ	0.78	UJ	0.83	UJ	0.77	UJ	2.5	UJ
EPA TO-15	Methylene chloride	UG/M3	0.79	U	0.76	U	0.81	U	0.36	J	2.5	U
EPA TO-15	Styrene	UG/M3	0.48	J	0.76	U	0.15	J	0.76	U	2.5	U
EPA TO-15	Tetrachloroethene	UG/M3	6.9		13		19		0.19	J	390	
EPA TO-15	Toluene	UG/M3	0.34	J	0.85		1.5		0.57	J	1.7	J
EPA TO-15	trans-1,2-Dichloroethene	UG/M3	0.8	U	0.78	U	0.83	U	0.77	U	2.2	J
EPA TO-15	trans-1,3-Dichloropropene	UG/M3	0.79	U	0.76	U	0.81	U	0.76	U	2.5	U
EPA TO-15	Trichloroethene	UG/M3	4.5		6.2		5.4		0.13	J	1,400	
EPA TO-15	Trichlorofluoromethane	UG/M3	1.5		1.6		1.8		1.3		6.6	
EPA TO-15	Vinyl chloride	UG/M3	0.16	U	0.16	U	0.17	U	0.16	U	0.51	U
EPA TO-15	Xylene, o	UG/M3	0.7	J	0.17	J	0.42	J	0.22	J	2.5	U
EPA TO-15	Xylenes (m&p)	UG/M3	1.1	J	0.44	J	1.4	J	0.6	J	0.65	J

TABLE 2 - SUMMARY OF ANALYTICAL RESULTS
DATA USABILITY SUMMARY REPORT
SVI MONITORING – FEBRUARY and MARCH 2020 SAMPLING
LOCKHEED MARTIN CORPORATION
FORMER UNISYS FACILITY -- GREAT NECK
LAKE SUCCESS, NEW YORK

		SDG	P2001311		P2001311		P2001311		P2001311		P2001311	
		Location	VP-106-72		VP-106-84		VP-9-10		VP-9-20		VP-9-30	
		Sample Date	3/2/2020		3/2/2020		3/2/2020		3/2/2020		3/2/2020	
		Sample ID	VP-106-72		VP-106-84		VP-9-10		VP-9-20		VP-9-30	
		QC Code	FS		FS		FS		FS		FS	
Method	Parameter	Unit	Final Result	Final Qualifier	Final Result	Final Qualifier	Final Result	Final Qualifier	Final Result	Final Qualifier	Final Result	Final Qualifier
EPA TO-15	1,1,1-Trichloroethane	UG/M3	0.86	J	0.8	U	1		3.4		12	U
EPA TO-15	1,1,2,2-Tetrachloroethane	UG/M3	2.8	U	0.8	U	0.91	U	0.85	U	12	U
EPA TO-15	1,1,2-Trichloro-1,2,2-Trifluoroethane	UG/M3	46		0.53	J	0.75	J	12		120	
EPA TO-15	1,1,2-Trichloroethane	UG/M3	2.8	U	0.8	U	0.91	U	5.2		28	
EPA TO-15	1,1-Dichloroethane	UG/M3	2.9	U	0.82	U	0.93	U	0.86	U	12	U
EPA TO-15	1,1-Dichloroethene	UG/M3	0.57	J	0.16	U	0.19	U	0.42		2.7	
EPA TO-15	1,2,4-Trichlorobenzene	UG/M3	2.8	U	0.8	U	0.91	U	0.85	U	12	U
EPA TO-15	1,2,4-Trimethylbenzene	UG/M3	2.8	U	0.34	J	0.16	J	0.66	J	12	U
EPA TO-15	1,2-Dibromo-3-chloropropane	UG/M3	2.8	U	0.79	U	0.9	U	0.83	U	11	U
EPA TO-15	1,2-Dibromoethane	UG/M3	2.8	U	0.8	U	0.91	U	0.85	U	12	U
EPA TO-15	1,2-Dichloro-1,1,2,2-tetrafluoroethane	UG/M3	2.8	U	0.79	U	0.9	U	0.83	U	11	U
EPA TO-15	1,2-Dichlorobenzene	UG/M3	2.8	U	0.8	U	0.91	U	0.85	U	12	U
EPA TO-15	1,2-Dichloroethane	UG/M3	2.8	U	0.8	U	0.91	U	0.85	U	12	U
EPA TO-15	1,2-Dichloroethene (total)	UG/M3	66		0.8	U	0.43	J	34		650	
EPA TO-15	1,2-Dichloropropane	UG/M3	2.8	U	0.8	U	0.91	U	0.85	U	12	U
EPA TO-15	1,3,5-Trimethylbenzene	UG/M3	2.8	U	0.79	U	0.9	U	0.14	J	11	U
EPA TO-15	1,3-Butadiene	UG/M3	2.8	U	0.79	U	0.9	U	0.83	U	11	U
EPA TO-15	1,3-Dichlorobenzene	UG/M3	2.8	U	0.8	U	0.91	U	0.85	U	12	U
EPA TO-15	1,4-Dichlorobenzene	UG/M3	2.8	U	0.8	U	0.91	U	0.85	U	12	U
EPA TO-15	1,4-Dioxane	UG/M3	2.8	U	0.8	U	0.91	U	0.85	U	12	U
EPA TO-15	2-Butanone	UG/M3	8		1.9		0.65	J	0.31	J	24	U
EPA TO-15	2-Hexanone	UG/M3	1.3	J	0.29	J	0.91	U	0.85	U	12	U
EPA TO-15	2-Propanol	UG/M3	2.2	J	2.2	J	0.63	J	0.92	J	45	U
EPA TO-15	4-Ethyltoluene	UG/M3	2.8	U	0.8	U	0.91	U	0.16	J	12	U

TABLE 2 - SUMMARY OF ANALYTICAL RESULTS
DATA USABILITY SUMMARY REPORT
SVI MONITORING – FEBRUARY and MARCH 2020 SAMPLING
LOCKHEED MARTIN CORPORATION
FORMER UNISYS FACILITY -- GREAT NECK
LAKE SUCCESS, NEW YORK

		SDG	P2001311		P2001311		P2001311		P2001311		P2001311	
		Location	VP-106-72		VP-106-84		VP-9-10		VP-9-20		VP-9-30	
		Sample Date	3/2/2020		3/2/2020		3/2/2020		3/2/2020		3/2/2020	
		Sample ID	VP-106-72		VP-106-84		VP-9-10		VP-9-20		VP-9-30	
		QC Code	FS		FS		FS		FS		FS	
Method	Parameter	Unit	Final Result	Final Qualifier	Final Result	Final Qualifier	Final Result	Final Qualifier	Final Result	Final Qualifier	Final Result	Final Qualifier
EPA TO-15	4-Methyl-2-pentanone	UG/M3	0.51	J	0.79	U	0.9	U	0.83	U	11	U
EPA TO-15	Acetic acid, methyl ester	UG/M3	2.6	U	0.75	U	0.85	U	0.79	U	11	U
EPA TO-15	Acetone	UG/M3	100		24		5.9	J	3.1	J	110	U
EPA TO-15	Allyl chloride	UG/M3	2.8	U	0.8	U	0.91	U	0.85	U	12	U
EPA TO-15	Benzene	UG/M3	1.1	J	0.55	J	0.4	J	0.83	J	11	U
EPA TO-15	Bromodichloromethane	UG/M3	2.8	U	0.8	U	0.91	U	0.85	U	12	U
EPA TO-15	Bromoform	UG/M3	2.8	U	0.8	U	0.91	U	0.85	U	12	U
EPA TO-15	Bromomethane	UG/M3	2.8	U	0.8	U	0.91	U	0.85	U	12	U
EPA TO-15	Carbon disulfide	UG/M3	3.7	J	1.6	U	11		0.49	J	24	U
EPA TO-15	Carbon tetrachloride	UG/M3	0.53	U	0.43		0.46		0.51		2.4	
EPA TO-15	Chlorobenzene	UG/M3	2.8	U	0.8	U	0.91	U	0.85	U	12	U
EPA TO-15	Chlorodifluoromethane	UG/M3	2.6	U	0.38	J	0.85	U	7.6		8	J
EPA TO-15	Chloroethane	UG/M3	2.8	U	0.8	U	0.91	U	0.85	U	12	U
EPA TO-15	Chloroform	UG/M3	4.3		0.8	U	0.4	J	10		82	
EPA TO-15	Chloromethane	UG/M3	2.8	U	0.29	J	0.9	U	0.17	J	11	U
EPA TO-15	cis-1,2-Dichloroethene	UG/M3	63		0.16	U	0.43		34		650	
EPA TO-15	cis-1,3-Dichloropropene	UG/M3	2.7	U	0.77	U	0.88	U	0.82	U	11	U
EPA TO-15	Cyclohexane	UG/M3	5.8	U	1.6	U	1.9	U	1.7	U	24	U
EPA TO-15	Dibromochloromethane	UG/M3	2.8	U	0.8	U	0.91	U	0.85	U	12	U
EPA TO-15	Dichlorodifluoromethane	UG/M3	3.2		2.3		2.5		2.6		2.4	J
EPA TO-15	Difluoroethane	UG/M3	2.6	U	0.75	U	0.75	J	2.8		11	U
EPA TO-15	Ethylbenzene	UG/M3	0.41	J	0.22	J	0.14	J	0.23	J	12	U
EPA TO-15	Freon 115	UG/M3	2.6	U	0.75	U	0.85	U	0.79	U	11	U
EPA TO-15	Freon 123	UG/M3	2.6	U	0.75	U	0.85	U	0.79	U	11	U

TABLE 2 - SUMMARY OF ANALYTICAL RESULTS
DATA USABILITY SUMMARY REPORT
SVI MONITORING – FEBRUARY and MARCH 2020 SAMPLING
LOCKHEED MARTIN CORPORATION
FORMER UNISYS FACILITY -- GREAT NECK
LAKE SUCCESS, NEW YORK

		SDG	P2001311		P2001311		P2001311		P2001311		P2001311	
		Location	VP-106-72		VP-106-84		VP-9-10		VP-9-20		VP-9-30	
		Sample Date	3/2/2020		3/2/2020		3/2/2020		3/2/2020		3/2/2020	
		Sample ID	VP-106-72		VP-106-84		VP-9-10		VP-9-20		VP-9-30	
		QC Code	FS		FS		FS		FS		FS	
Method	Parameter	Unit	Final Result	Final Qualifier	Final Result	Final Qualifier	Final Result	Final Qualifier	Final Result	Final Qualifier	Final Result	Final Qualifier
EPA TO-15	Hexachlorobutadiene	UG/M3	2.8	U	0.79	U	0.9	U	0.83	U	11	U
EPA TO-15	Hexane	UG/M3	2.8	U	0.22	J	0.91	U	0.25	J	12	U
EPA TO-15	Isopropylbenzene	UG/M3	2.8	U	0.8	U	0.91	U	0.85	U	12	U
EPA TO-15	Methyl cyclohexane	UG/M3	2.6	U	0.75	U	0.85	U	0.79	U	11	U
EPA TO-15	Methyl Tertbutyl Ether	UG/M3	2.8	U	0.8	U	0.91	U	0.84	J	7.8	J
EPA TO-15	Methylene chloride	UG/M3	2.8	U	0.33	J	0.33	J	0.83	U	11	U
EPA TO-15	Styrene	UG/M3	2.8	U	0.79	U	0.9	U	0.83	U	11	U
EPA TO-15	Tetrachloroethene	UG/M3	400		0.47	J	8.2		170		1,300	
EPA TO-15	Toluene	UG/M3	4.2		0.61	J	0.47	J	0.86		12	U
EPA TO-15	trans-1,2-Dichloroethene	UG/M3	2.5	J	0.8	U	0.91	U	0.24	J	3.6	J
EPA TO-15	trans-1,3-Dichloropropene	UG/M3	2.8	U	0.79	U	0.9	U	0.83	U	11	U
EPA TO-15	Trichloroethene	UG/M3	1,700		0.94		62		420		6,700	
EPA TO-15	Trichlorofluoromethane	UG/M3	6.9		1.3		1.4		1.6		2	J
EPA TO-15	Vinyl chloride	UG/M3	0.58	U	0.16	U	0.19	U	0.17	U	2.4	U
EPA TO-15	Xylene, o	UG/M3	0.48	J	0.26	J	0.91	U	0.32	J	12	U
EPA TO-15	Xylenes (m&p)	UG/M3	1.5	J	0.72	J	0.34	J	1.1	J	24	U

TABLE 2 - SUMMARY OF ANALYTICAL RESULTS
DATA USABILITY SUMMARY REPORT
SVI MONITORING – FEBRUARY and MARCH 2020 SAMPLING
LOCKHEED MARTIN CORPORATION
FORMER UNISYS FACILITY -- GREAT NECK
LAKE SUCCESS, NEW YORK

		SDG	P2001311		P2001311		P2001311		P2001311		P2001311	
		Location	VP-9-40		VP-9-40		VP-9-50		VP-9-60		VP-NYSDEC-5-10	
		Sample Date	3/2/2020		3/2/2020		3/2/2020		3/2/2020		3/2/2020	
		Sample ID	VP-9-40		VP-9-100		VP-9-50		VP-9-60		VP-NYSDEC-5-10	
		QC Code	FS		FD		FS		FS		FS	
Method	Parameter	Unit	Final Result	Final Qualifier	Final Result	Final Qualifier	Final Result	Final Qualifier	Final Result	Final Qualifier	Final Result	Final Qualifier
EPA TO-15	1,1,1-Trichloroethane	UG/M3	1,400	U	1,100	U	0.88	U	110	U	0.87	U
EPA TO-15	1,1,2,2-Tetrachloroethane	UG/M3	1,400	U	1,100	U	0.88	U	110	U	0.87	U
EPA TO-15	1,1,2-Trichloro-1,2,2-Trifluoroethane	UG/M3	69,000		77,000		1.5		130		0.62	J
EPA TO-15	1,1,2-Trichloroethane	UG/M3	1,400	U	1,100	U	0.88	U	110	U	0.87	U
EPA TO-15	1,1-Dichloroethane	UG/M3	1,400	U	1,100	U	0.9	U	110	U	0.89	U
EPA TO-15	1,1-Dichloroethene	UG/M3	350		400		0.18	U	22	U	0.18	U
EPA TO-15	1,2,4-Trichlorobenzene	UG/M3	1,400	U	1,100	U	0.88	U	110	U	0.87	U
EPA TO-15	1,2,4-Trimethylbenzene	UG/M3	1,400	U	1,100	U	0.52	J	110	U	0.46	J
EPA TO-15	1,2-Dibromo-3-chloropropane	UG/M3	1,400	U	1,100	U	0.86	U	110	U	0.86	U
EPA TO-15	1,2-Dibromoethane	UG/M3	1,400	U	1,100	U	0.88	U	110	U	0.87	U
EPA TO-15	1,2-Dichloro-1,1,2,2-tetrafluoroethane	UG/M3	1,400	U	1,100	U	0.86	U	110	U	0.86	U
EPA TO-15	1,2-Dichlorobenzene	UG/M3	1,400	U	1,100	U	0.88	U	110	U	0.87	U
EPA TO-15	1,2-Dichloroethane	UG/M3	1,400	U	1,100	U	0.88	U	110	U	0.87	U
EPA TO-15	1,2-Dichloroethene (total)	UG/M3	47,000		50,000		0.7	J	460		0.87	U
EPA TO-15	1,2-Dichloropropane	UG/M3	1,400	U	1,100	U	0.88	U	110	U	0.16	J
EPA TO-15	1,3,5-Trimethylbenzene	UG/M3	1,400	U	1,100	U	0.16	J	110	U	0.86	U
EPA TO-15	1,3-Butadiene	UG/M3	1,400	U	1,100	U	0.86	U	110	U	0.86	U
EPA TO-15	1,3-Dichlorobenzene	UG/M3	1,400	U	1,100	U	0.88	U	110	U	0.87	U
EPA TO-15	1,4-Dichlorobenzene	UG/M3	1,400	U	1,100	U	0.88	U	110	U	0.87	U
EPA TO-15	1,4-Dioxane	UG/M3	1,400	U	1,100	U	0.88	U	110	U	0.87	U
EPA TO-15	2-Butanone	UG/M3	2,800	U	2,200	U	2.4		220	U	1.4	J
EPA TO-15	2-Hexanone	UG/M3	1,400	U	1,100	U	0.46	J	110	U	0.87	U
EPA TO-15	2-Propanol	UG/M3	5,400	U	4,200	U	6.6		430	U	3.6	
EPA TO-15	4-Ethyltoluene	UG/M3	1,400	U	1,100	U	0.88	U	110	U	0.87	U

TABLE 2 - SUMMARY OF ANALYTICAL RESULTS
DATA USABILITY SUMMARY REPORT
SVI MONITORING – FEBRUARY and MARCH 2020 SAMPLING
LOCKHEED MARTIN CORPORATION
FORMER UNISYS FACILITY -- GREAT NECK
LAKE SUCCESS, NEW YORK

		SDG	P2001311		P2001311		P2001311		P2001311		P2001311	
		Location	VP-9-40		VP-9-40		VP-9-50		VP-9-60		VP-NYSDEC-5-10	
		Sample Date	3/2/2020		3/2/2020		3/2/2020		3/2/2020		3/2/2020	
		Sample ID	VP-9-40		VP-9-100		VP-9-50		VP-9-60		VP-NYSDEC-5-10	
		QC Code	FS		FD		FS		FS		FS	
Method	Parameter	Unit	Final Result	Final Qualifier	Final Result	Final Qualifier	Final Result	Final Qualifier	Final Result	Final Qualifier	Final Result	Final Qualifier
EPA TO-15	4-Methyl-2-pentanone	UG/M3	1,400	U	1,100	U	0.86	U	110	U	0.86	U
EPA TO-15	Acetic acid, methyl ester	UG/M3	1,300	U	1,000	U	0.82	U	100	U	0.81	U
EPA TO-15	Acetone	UG/M3	14,000	U	11,000	U	15		1,100	U	5.7	J
EPA TO-15	Allyl chloride	UG/M3	1,400	U	1,100	U	0.88	U	110	U	0.87	U
EPA TO-15	Benzene	UG/M3	1,400	U	1,100	U	0.68	J	110	U	0.49	J
EPA TO-15	Bromodichloromethane	UG/M3	1,400	U	1,100	U	0.88	U	110	U	0.87	U
EPA TO-15	Bromoform	UG/M3	1,400	U	1,100	U	0.88	U	110	U	0.87	U
EPA TO-15	Bromomethane	UG/M3	1,400	U	1,100	U	0.88	U	110	U	0.87	U
EPA TO-15	Carbon disulfide	UG/M3	2,800	U	2,200	U	1.8	U	220	U	0.34	J
EPA TO-15	Carbon tetrachloride	UG/M3	260	U	200	U	0.42		20	U	0.43	
EPA TO-15	Chlorobenzene	UG/M3	1,400	U	1,100	U	0.88	U	110	U	0.87	U
EPA TO-15	Chlorodifluoromethane	UG/M3	1,300	U	1,000	U	0.64	J	100	U	0.81	U
EPA TO-15	Chloroethane	UG/M3	1,400	U	1,100	U	0.88	U	110	U	0.87	U
EPA TO-15	Chloroform	UG/M3	510	J	560	J	0.88	U	29	J	0.87	U
EPA TO-15	Chloromethane	UG/M3	1,400	U	1,100	U	0.4	J	110	U	0.86	U
EPA TO-15	cis-1,2-Dichloroethene	UG/M3	47,000		50,000		0.7		460		0.18	U
EPA TO-15	cis-1,3-Dichloropropene	UG/M3	1,300	U	1,000	U	0.85	U	110	U	0.84	U
EPA TO-15	Cyclohexane	UG/M3	2,800	U	2,200	U	1.8	U	220	U	1.8	U
EPA TO-15	Dibromochloromethane	UG/M3	1,400	U	1,100	U	0.88	U	110	U	0.87	U
EPA TO-15	Dichlorodifluoromethane	UG/M3	1,400	U	1,100	U	2.6		110	U	2.4	
EPA TO-15	Difluoroethane	UG/M3	1,300	U	1,000	U	0.58	J	100	U	0.81	U
EPA TO-15	Ethylbenzene	UG/M3	1,400	U	1,100	U	0.55	J	110	U	0.29	J
EPA TO-15	Freon 115	UG/M3	1,300	U	1,000	U	0.82	U	100	U	0.81	U
EPA TO-15	Freon 123	UG/M3	1,300	U	1,000	U	0.82	U	100	U	0.81	U

TABLE 2 - SUMMARY OF ANALYTICAL RESULTS
DATA USABILITY SUMMARY REPORT
SVI MONITORING – FEBRUARY and MARCH 2020 SAMPLING
LOCKHEED MARTIN CORPORATION
FORMER UNISYS FACILITY -- GREAT NECK
LAKE SUCCESS, NEW YORK

		SDG	P2001311		P2001311		P2001311		P2001311		P2001311	
		Location	VP-9-40		VP-9-40		VP-9-50		VP-9-60		VP-NYSDEC-5-10	
		Sample Date	3/2/2020		3/2/2020		3/2/2020		3/2/2020		3/2/2020	
		Sample ID	VP-9-40		VP-9-100		VP-9-50		VP-9-60		VP-NYSDEC-5-10	
		QC Code	FS		FD		FS		FS		FS	
Method	Parameter	Unit	Final Result	Final Qualifier	Final Result	Final Qualifier	Final Result	Final Qualifier	Final Result	Final Qualifier	Final Result	Final Qualifier
EPA TO-15	Hexachlorobutadiene	UG/M3	1,400	U	1,100	U	0.86	U	110	U	0.86	U
EPA TO-15	Hexane	UG/M3	1,400	U	1,100	U	0.37	J	110	U	0.23	J
EPA TO-15	Isopropylbenzene	UG/M3	1,400	U	1,100	U	0.88	U	110	U	0.87	U
EPA TO-15	Methyl cyclohexane	UG/M3	1,300	U	1,000	U	0.82	U	100	U	0.81	U
EPA TO-15	Methyl Tertbutyl Ether	UG/M3	1,400	U	1,100	U	0.88	U	110	U	0.87	U
EPA TO-15	Methylene chloride	UG/M3	1,400	U	1,100	U	0.37	J	110	U	0.37	J
EPA TO-15	Styrene	UG/M3	1,400	U	1,100	U	0.86	U	110	U	0.86	U
EPA TO-15	Tetrachloroethene	UG/M3	21,000		24,000		0.8	J	1,600		0.71	J
EPA TO-15	Toluene	UG/M3	1,400	U	1,100	U	1.2		110	U	5.7	
EPA TO-15	trans-1,2-Dichloroethene	UG/M3	200	J	230	J	0.88	U	110	U	0.87	U
EPA TO-15	trans-1,3-Dichloropropene	UG/M3	1,400	U	1,100	U	0.86	U	110	U	0.86	U
EPA TO-15	Trichloroethene	UG/M3	210,000		170,000		4.1		20,000		3	
EPA TO-15	Trichlorofluoromethane	UG/M3	1,400	U	1,100	U	1.4		110	U	1.4	
EPA TO-15	Vinyl chloride	UG/M3	280	U	220	U	0.18	U	22	U	0.18	U
EPA TO-15	Xylene, o	UG/M3	1,400	U	1,100	U	0.67	J	110	U	0.35	J
EPA TO-15	Xylenes (m&p)	UG/M3	2,800	U	2,200	U	2		220	U	1	J

TABLE 2 - SUMMARY OF ANALYTICAL RESULTS
DATA USABILITY SUMMARY REPORT
SVI MONITORING – FEBRUARY and MARCH 2020 SAMPLING
LOCKHEED MARTIN CORPORATION
FORMER UNISYS FACILITY -- GREAT NECK
LAKE SUCCESS, NEW YORK

		SDG	P2001311		P2001311		P2001311		P2001311		P2001311	
		Location	VP-NYSDEC-5-20		VP-NYSDEC-5-30		VP-NYSDEC-5-30		VP-NYSDEC-5-40		VP-NYSDEC-5-40	
		Sample Date	3/2/2020		3/2/2020		3/2/2020		3/2/2020		3/2/2020	
		Sample ID	VP-NYSDEC-5-20		VP-NYSDEC-5-30		VP-NYSDEC-5-100		VP-NYSDEC-5-40		VP-NYSDEC-5-200	
		QC Code	FS		FS		FD		FS		FD	
Method	Parameter	Unit	Final Result	Final Qualifier	Final Result	Final Qualifier	Final Result	Final Qualifier	Final Result	Final Qualifier	Final Result	Final Qualifier
EPA TO-15	1,1,1-Trichloroethane	UG/M3	2.7	U	220	U	200	U	690	U	520	U
EPA TO-15	1,1,2,2-Tetrachloroethane	UG/M3	2.7	U	220	U	200	U	690	U	520	U
EPA TO-15	1,1,2-Trichloro-1,2,2-Trifluoroethane	UG/M3	64		2,900		3,100		9,300		7,200	
EPA TO-15	1,1,2-Trichloroethane	UG/M3	0.71	J	220	U	200	U	690	U	520	U
EPA TO-15	1,1-Dichloroethane	UG/M3	2.8	U	220	U	200	U	700	U	530	U
EPA TO-15	1,1-Dichloroethene	UG/M3	0.5	J	44	U	41	U	140	U	110	U
EPA TO-15	1,2,4-Trichlorobenzene	UG/M3	2.7	U	220	U	200	U	690	U	520	U
EPA TO-15	1,2,4-Trimethylbenzene	UG/M3	0.45	J	220	U	200	U	690	U	520	U
EPA TO-15	1,2-Dibromo-3-chloropropane	UG/M3	2.7	U	210	U	200	U	670	U	510	U
EPA TO-15	1,2-Dibromoethane	UG/M3	2.7	U	220	U	200	U	690	U	520	U
EPA TO-15	1,2-Dichloro-1,1,2,2-tetrafluoroethane	UG/M3	2.7	U	210	U	200	U	670	U	510	U
EPA TO-15	1,2-Dichlorobenzene	UG/M3	2.7	U	220	U	200	U	690	U	520	U
EPA TO-15	1,2-Dichloroethane	UG/M3	2.7	U	220	U	200	U	690	U	520	U
EPA TO-15	1,2-Dichloroethene (total)	UG/M3	25		150	J	180	J	1,400		1,200	
EPA TO-15	1,2-Dichloropropane	UG/M3	2.7	U	220	U	200	U	690	U	520	U
EPA TO-15	1,3,5-Trimethylbenzene	UG/M3	2.7	U	210	U	200	U	670	U	510	U
EPA TO-15	1,3-Butadiene	UG/M3	2.7	U	210	U	200	U	670	U	510	U
EPA TO-15	1,3-Dichlorobenzene	UG/M3	2.7	U	220	U	200	U	690	U	520	U
EPA TO-15	1,4-Dichlorobenzene	UG/M3	2.7	U	220	U	200	U	690	U	520	U
EPA TO-15	1,4-Dioxane	UG/M3	2.7	U	220	U	200	U	690	U	520	U
EPA TO-15	2-Butanone	UG/M3	0.89	J	440	U	350	J	1,400	U	1,100	U
EPA TO-15	2-Hexanone	UG/M3	2.7	U	220	U	59	J	690	U	520	U
EPA TO-15	2-Propanol	UG/M3	11	U	88	J	780	U	2,700	U	2,000	U
EPA TO-15	4-Ethyltoluene	UG/M3	2.7	U	220	U	200	U	690	U	520	U

TABLE 2 - SUMMARY OF ANALYTICAL RESULTS
DATA USABILITY SUMMARY REPORT
SVI MONITORING – FEBRUARY and MARCH 2020 SAMPLING
LOCKHEED MARTIN CORPORATION
FORMER UNISYS FACILITY -- GREAT NECK
LAKE SUCCESS, NEW YORK

		SDG	P2001311		P2001311		P2001311		P2001311		P2001311	
		Location	VP-NYSDEC-5-20		VP-NYSDEC-5-30		VP-NYSDEC-5-30		VP-NYSDEC-5-40		VP-NYSDEC-5-40	
		Sample Date	3/2/2020		3/2/2020		3/2/2020		3/2/2020		3/2/2020	
		Sample ID	VP-NYSDEC-5-20		VP-NYSDEC-5-30		VP-NYSDEC-5-100		VP-NYSDEC-5-40		VP-NYSDEC-5-200	
		QC Code	FS		FS		FD		FS		FD	
Method	Parameter	Unit	Final Result	Final Qualifier	Final Result	Final Qualifier	Final Result	Final Qualifier	Final Result	Final Qualifier	Final Result	Final Qualifier
EPA TO-15	4-Methyl-2-pentanone	UG/M3	2.7	U	210	U	200	U	670	U	510	U
EPA TO-15	Acetic acid, methyl ester	UG/M3	2.5	U	200	U	190	U	640	U	480	U
EPA TO-15	Acetone	UG/M3	27	U	2,100	UJ	11,000	J	6,700	U	5,100	U
EPA TO-15	Allyl chloride	UG/M3	2.7	U	220	U	200	U	690	U	520	U
EPA TO-15	Benzene	UG/M3	0.52	J	210	U	34	J	670	U	510	U
EPA TO-15	Bromodichloromethane	UG/M3	2.7	U	220	U	200	U	690	U	520	U
EPA TO-15	Bromoform	UG/M3	2.7	U	220	U	200	U	690	U	520	U
EPA TO-15	Bromomethane	UG/M3	2.7	U	220	U	200	U	690	U	520	U
EPA TO-15	Carbon disulfide	UG/M3	5.8		440	U	68	J	1,400	U	1,100	U
EPA TO-15	Carbon tetrachloride	UG/M3	2.9		40	U	33	J	130	U	96	U
EPA TO-15	Chlorobenzene	UG/M3	2.7	U	220	U	200	U	690	U	520	U
EPA TO-15	Chlorodifluoromethane	UG/M3	2.5	U	200	U	190	U	640	U	480	U
EPA TO-15	Chloroethane	UG/M3	2.7	U	220	U	40	J	690	U	520	U
EPA TO-15	Chloroform	UG/M3	10		180	J	210		120	J	120	J
EPA TO-15	Chloromethane	UG/M3	2.7	U	210	UJ	200	UJ	670	UJ	510	UJ
EPA TO-15	cis-1,2-Dichloroethene	UG/M3	24		150		180		1,400		1,200	
EPA TO-15	cis-1,3-Dichloropropene	UG/M3	2.6	U	210	U	190	U	660	U	500	U
EPA TO-15	Cyclohexane	UG/M3	5.5	U	440	U	410	U	1,400	U	1,100	U
EPA TO-15	Dibromochloromethane	UG/M3	2.7	U	220	U	200	U	690	U	520	U
EPA TO-15	Dichlorodifluoromethane	UG/M3	2.4	J	210	U	200	U	670	U	510	U
EPA TO-15	Difluoroethane	UG/M3	34		200	U	190	U	640	U	480	U
EPA TO-15	Ethylbenzene	UG/M3	2.7	U	220	U	200	U	690	U	520	U
EPA TO-15	Freon 115	UG/M3	2.5	U	200	U	190	U	640	U	480	U
EPA TO-15	Freon 123	UG/M3	2.5	U	200	U	190	U	640	U	480	U

TABLE 2 - SUMMARY OF ANALYTICAL RESULTS
DATA USABILITY SUMMARY REPORT
SVI MONITORING – FEBRUARY and MARCH 2020 SAMPLING
LOCKHEED MARTIN CORPORATION
FORMER UNISYS FACILITY -- GREAT NECK
LAKE SUCCESS, NEW YORK

		SDG	P2001311		P2001311		P2001311		P2001311		P2001311	
		Location	VP-NYSDEC-5-20		VP-NYSDEC-5-30		VP-NYSDEC-5-30		VP-NYSDEC-5-40		VP-NYSDEC-5-40	
		Sample Date	3/2/2020		3/2/2020		3/2/2020		3/2/2020		3/2/2020	
		Sample ID	VP-NYSDEC-5-20		VP-NYSDEC-5-30		VP-NYSDEC-5-100		VP-NYSDEC-5-40		VP-NYSDEC-5-200	
		QC Code	FS		FS		FD		FS		FD	
Method	Parameter	Unit	Final Result	Final Qualifier	Final Result	Final Qualifier	Final Result	Final Qualifier	Final Result	Final Qualifier	Final Result	Final Qualifier
EPA TO-15	Hexachlorobutadiene	UG/M3	2.7	U	210	U	200	U	670	U	510	U
EPA TO-15	Hexane	UG/M3	2.7	U	220	U	200	U	690	U	520	U
EPA TO-15	Isopropylbenzene	UG/M3	2.7	U	220	U	200	U	690	U	520	U
EPA TO-15	Methyl cyclohexane	UG/M3	2.5	U	200	U	190	U	640	U	480	U
EPA TO-15	Methyl Tertbutyl Ether	UG/M3	2.7	U	220	UJ	200	UJ	690	UJ	520	UJ
EPA TO-15	Methylene chloride	UG/M3	2.7	U	210	U	56	J	670	U	190	J
EPA TO-15	Styrene	UG/M3	2.7	U	210	U	200	U	670	U	510	U
EPA TO-15	Tetrachloroethene	UG/M3	110		2,500		2,600		7,800		6,200	
EPA TO-15	Toluene	UG/M3	0.52	J	220	U	29	J	690	U	90	J
EPA TO-15	trans-1,2-Dichloroethene	UG/M3	1.1	J	220	U	200	U	690	U	520	U
EPA TO-15	trans-1,3-Dichloropropene	UG/M3	2.7	U	210	U	200	U	670	U	510	U
EPA TO-15	Trichloroethene	UG/M3	1,500		32,000		33,000		100,000		84,000	
EPA TO-15	Trichlorofluoromethane	UG/M3	1.9	J	210	U	200	U	670	U	510	U
EPA TO-15	Vinyl chloride	UG/M3	0.55	U	44	U	41	U	140	U	110	U
EPA TO-15	Xylene, o	UG/M3	2.7	U	220	U	200	U	690	U	520	U
EPA TO-15	Xylenes (m&p)	UG/M3	0.77	J	440	U	410	U	1,400	U	1,100	U

TABLE 2 - SUMMARY OF ANALYTICAL RESULTS
DATA USABILITY SUMMARY REPORT
SVI MONITORING – FEBRUARY and MARCH 2020 SAMPLING
LOCKHEED MARTIN CORPORATION
FORMER UNISYS FACILITY -- GREAT NECK
LAKE SUCCESS, NEW YORK

		SDG	P2001311		P2001311		P2001311		P2001313		P2001313	
		Location	VP-NYSDEC-5-5		VP-NYSDEC-5-50		VP-NYSDEC-5-50		VP-104-10		VP-104-19	
		Sample Date	3/2/2020		3/2/2020		3/2/2020		3/3/2020		3/3/2020	
		Sample ID	VP-NYSDEC-5-5		VP-NYSDEC-5-300		VP-NYSDEC-5-50		VP-104-10		VP-104-19	
		QC Code	FS		FD		FS		FS		FS	
Method	Parameter	Unit	Final Result	Final Qualifier	Final Result	Final Qualifier	Final Result	Final Qualifier	Final Result	Final Qualifier	Final Result	Final Qualifier
EPA TO-15	1,1,1-Trichloroethane	UG/M3	0.89	U	2,800	U	1,200	U	0.83	U	0.78	U
EPA TO-15	1,1,2,2-Tetrachloroethane	UG/M3	0.89	U	2,800	U	1,200	U	0.83	U	0.78	U
EPA TO-15	1,1,2-Trichloro-1,2,2-Trifluoroethane	UG/M3	0.6	J	2,800	U	1,200	U	0.72	J	0.7	J
EPA TO-15	1,1,2-Trichloroethane	UG/M3	0.89	U	2,800	U	140	J	0.83	U	0.78	U
EPA TO-15	1,1-Dichloroethane	UG/M3	0.91	U	2,900	U	1,200	U	0.84	U	0.8	U
EPA TO-15	1,1-Dichloroethene	UG/M3	0.18	U	580	U	240	U	0.17	U	0.16	U
EPA TO-15	1,2,4-Trichlorobenzene	UG/M3	0.89	U	2,800	U	1,200	U	0.83	U	0.78	U
EPA TO-15	1,2,4-Trimethylbenzene	UG/M3	0.63	J	2,800	U	1,200	U	0.23	J	1.3	
EPA TO-15	1,2-Dibromo-3-chloropropane	UG/M3	0.87	U	2,800	U	1,200	U	0.81	U	0.77	U
EPA TO-15	1,2-Dibromoethane	UG/M3	0.89	U	2,800	U	1,200	U	0.83	U	0.78	U
EPA TO-15	1,2-Dichloro-1,1,2,2-tetrafluoroethane	UG/M3	0.87	U	2,800	U	1,200	U	0.81	U	0.77	U
EPA TO-15	1,2-Dichlorobenzene	UG/M3	0.89	U	2,800	U	1,200	U	0.83	U	0.78	U
EPA TO-15	1,2-Dichloroethane	UG/M3	0.89	U	2,800	U	1,200	U	0.83	U	0.78	U
EPA TO-15	1,2-Dichloroethene (total)	UG/M3	0.89	U	410	J	410	J	0.83	U	0.78	U
EPA TO-15	1,2-Dichloropropane	UG/M3	0.89	U	2,800	U	1,200	U	0.83	U	0.78	U
EPA TO-15	1,3,5-Trimethylbenzene	UG/M3	0.14	J	2,800	U	1,200	U	0.81	U	0.43	J
EPA TO-15	1,3-Butadiene	UG/M3	0.87	U	2,800	U	1,200	U	0.81	U	0.77	U
EPA TO-15	1,3-Dichlorobenzene	UG/M3	0.89	U	2,800	U	1,200	U	0.83	U	0.78	U
EPA TO-15	1,4-Dichlorobenzene	UG/M3	0.89	U	2,800	U	1,200	U	0.83	U	0.78	U
EPA TO-15	1,4-Dioxane	UG/M3	0.89	U	2,800	U	1,200	U	0.83	U	0.78	U
EPA TO-15	2-Butanone	UG/M3	2.5		5,800	U	740	J	1.6	J	4	
EPA TO-15	2-Hexanone	UG/M3	0.55	J	2,800	U	230	J	0.44	J	0.39	J
EPA TO-15	2-Propanol	UG/M3	4.7		11,000	U	4,600	U	1.7	J	43	
EPA TO-15	4-Ethyltoluene	UG/M3	0.89	U	2,800	U	1,200	U	0.83	U	0.43	J

TABLE 2 - SUMMARY OF ANALYTICAL RESULTS
DATA USABILITY SUMMARY REPORT
SVI MONITORING – FEBRUARY and MARCH 2020 SAMPLING
LOCKHEED MARTIN CORPORATION
FORMER UNISYS FACILITY -- GREAT NECK
LAKE SUCCESS, NEW YORK

		SDG	P2001311		P2001311		P2001311		P2001313		P2001313	
		Location	VP-NYSDEC-5-5		VP-NYSDEC-5-50		VP-NYSDEC-5-50		VP-104-10		VP-104-19	
		Sample Date	3/2/2020		3/2/2020		3/2/2020		3/3/2020		3/3/2020	
		Sample ID	VP-NYSDEC-5-5		VP-NYSDEC-5-300		VP-NYSDEC-5-50		VP-104-10		VP-104-19	
		QC Code	FS		FD		FS		FS		FS	
Method	Parameter	Unit	Final Result	Final Qualifier	Final Result	Final Qualifier	Final Result	Final Qualifier	Final Result	Final Qualifier	Final Result	Final Qualifier
EPA TO-15	4-Methyl-2-pentanone	UG/M3	0.87	U	2,800	U	1,200	U	0.22	J	0.18	J
EPA TO-15	Acetic acid, methyl ester	UG/M3	0.83	U	2,600	U	1,100	U	0.77	U	1.1	
EPA TO-15	Acetone	UG/M3	10		28,000	UJ	54,000	J	6.3	J	35	
EPA TO-15	Allyl chloride	UG/M3	0.89	U	2,800	U	1,200	U	0.83	U	0.78	U
EPA TO-15	Benzene	UG/M3	1.1		2,800	U	250	J	0.28	J	0.79	
EPA TO-15	Bromodichloromethane	UG/M3	0.89	U	2,800	U	1,200	U	0.83	U	0.78	U
EPA TO-15	Bromoform	UG/M3	0.89	U	2,800	U	1,200	U	0.83	U	0.78	U
EPA TO-15	Bromomethane	UG/M3	0.89	U	2,800	U	1,200	U	0.83	U	0.78	U
EPA TO-15	Carbon disulfide	UG/M3	1.8	U	5,800	U	460	J	0.26	J	1.6	U
EPA TO-15	Carbon tetrachloride	UG/M3	0.43		520	U	220	U	0.4		0.42	
EPA TO-15	Chlorobenzene	UG/M3	0.89	U	2,800	U	1,200	U	0.83	U	0.78	U
EPA TO-15	Chlorodifluoromethane	UG/M3	0.83	U	2,600	U	1,100	U	1.5		1.9	
EPA TO-15	Chloroethane	UG/M3	0.89	U	2,800	U	1,200	U	0.83	U	0.78	U
EPA TO-15	Chloroform	UG/M3	0.89	U	2,800	U	180	J	0.17	J	0.26	J
EPA TO-15	Chloromethane	UG/M3	0.25	J	2,800	UJ	1,200	UJ	0.81	U	0.36	J
EPA TO-15	cis-1,2-Dichloroethene	UG/M3	0.18	U	410	J	410		0.17	U	0.16	U
EPA TO-15	cis-1,3-Dichloropropene	UG/M3	0.86	U	2,700	U	1,100	U	0.8	U	0.75	U
EPA TO-15	Cyclohexane	UG/M3	1.8	U	5,800	U	2,400	U	1.7	U	0.26	J
EPA TO-15	Dibromochloromethane	UG/M3	0.89	U	2,800	U	1,200	U	0.83	U	0.78	U
EPA TO-15	Dichlorodifluoromethane	UG/M3	2.2		2,800	U	1,200	U	2.4		2.4	
EPA TO-15	Difluoroethane	UG/M3	1.2		2,600	U	1,100	U	17		21	
EPA TO-15	Ethylbenzene	UG/M3	0.15	J	2,800	U	1,200	U	0.22	J	1	
EPA TO-15	Freon 115	UG/M3	0.83	U	2,600	U	1,100	U	0.77	U	0.73	U
EPA TO-15	Freon 123	UG/M3	0.83	U	2,600	U	1,100	U	0.77	U	0.73	U

TABLE 2 - SUMMARY OF ANALYTICAL RESULTS
DATA USABILITY SUMMARY REPORT
SVI MONITORING – FEBRUARY and MARCH 2020 SAMPLING
LOCKHEED MARTIN CORPORATION
FORMER UNISYS FACILITY -- GREAT NECK
LAKE SUCCESS, NEW YORK

		SDG	P2001311		P2001311		P2001311		P2001313		P2001313	
		Location	VP-NYSDEC-5-5		VP-NYSDEC-5-50		VP-NYSDEC-5-50		VP-104-10		VP-104-19	
		Sample Date	3/2/2020		3/2/2020		3/2/2020		3/3/2020		3/3/2020	
		Sample ID	VP-NYSDEC-5-5		VP-NYSDEC-5-300		VP-NYSDEC-5-50		VP-104-10		VP-104-19	
		QC Code	FS		FD		FS		FS		FS	
Method	Parameter	Unit	Final Result	Final Qualifier	Final Result	Final Qualifier	Final Result	Final Qualifier	Final Result	Final Qualifier	Final Result	Final Qualifier
EPA TO-15	Hexachlorobutadiene	UG/M3	0.87	U	2,800	U	1,200	U	0.81	U	0.77	U
EPA TO-15	Hexane	UG/M3	1		2,800	U	1,200	U	0.83	U	0.77	J
EPA TO-15	Isopropylbenzene	UG/M3	0.89	U	2,800	U	1,200	U	0.83	U	0.12	J
EPA TO-15	Methyl cyclohexane	UG/M3	0.83	U	2,600	U	1,100	U	0.77	U	0.38	J
EPA TO-15	Methyl Tertbutyl Ether	UG/M3	0.89	U	2,800	UJ	1,200	UJ	0.83	UJ	0.78	UJ
EPA TO-15	Methylene chloride	UG/M3	0.41	J	2,800	U	1,200	U	0.87		1	
EPA TO-15	Styrene	UG/M3	0.87	U	2,800	U	1,200	U	0.81	U	0.23	J
EPA TO-15	Tetrachloroethene	UG/M3	0.86	U	1,100	J	850	J	0.88		0.67	J
EPA TO-15	Toluene	UG/M3	0.71	J	2,800	U	150	J	0.52	J	3.7	
EPA TO-15	trans-1,2-Dichloroethene	UG/M3	0.89	U	2,800	U	1,200	U	0.83	U	0.78	U
EPA TO-15	trans-1,3-Dichloropropene	UG/M3	0.87	U	2,800	U	1,200	U	0.81	U	0.77	U
EPA TO-15	Trichloroethene	UG/M3	1.7		420,000		320,000		0.36		3.5	
EPA TO-15	Trichlorofluoromethane	UG/M3	1.3		2,800	U	1,200	U	1.3		1.3	
EPA TO-15	Vinyl chloride	UG/M3	0.18	U	580	U	240	U	0.17	U	0.16	U
EPA TO-15	Xylene, o	UG/M3	0.21	J	2,800	U	1,200	U	0.21	J	1.1	
EPA TO-15	Xylenes (m&p)	UG/M3	0.61	J	5,800	U	2,400	U	0.69	J	3.4	

TABLE 2 - SUMMARY OF ANALYTICAL RESULTS
DATA USABILITY SUMMARY REPORT
SVI MONITORING – FEBRUARY and MARCH 2020 SAMPLING
LOCKHEED MARTIN CORPORATION
FORMER UNISYS FACILITY -- GREAT NECK
LAKE SUCCESS, NEW YORK

		SDG	P2001313		P2001313		P2001313		P2001313		P2001313	
		Location	VP-104-30		VP-104-40		VP-104-5		VP-104-50		VP-104-62	
		Sample Date	3/3/2020		3/3/2020		3/3/2020		3/3/2020		3/3/2020	
		Sample ID	VP-104-30		VP-104-40		VP-104-5		VP-104-50		VP-104-62	
		QC Code	FS		FS		FS		FS		FS	
Method	Parameter	Unit	Final Result	Final Qualifier	Final Result	Final Qualifier	Final Result	Final Qualifier	Final Result	Final Qualifier	Final Result	Final Qualifier
EPA TO-15	1,1,1-Trichloroethane	UG/M3	0.7	J	0.77	J	0.79	U	1	J	0.94	J
EPA TO-15	1,1,2,2-Tetrachloroethane	UG/M3	0.81	U	3.4	U	0.79	U	1.9	U	3.2	U
EPA TO-15	1,1,2-Trichloro-1,2,2-Trifluoroethane	UG/M3	40		44		0.69	J	42		39	
EPA TO-15	1,1,2-Trichloroethane	UG/M3	0.16	J	3.4	U	0.79	U	1.9	U	3.2	U
EPA TO-15	1,1-Dichloroethane	UG/M3	0.12	J	3.4	U	0.8	U	1.9	U	3.3	U
EPA TO-15	1,1-Dichloroethene	UG/M3	0.3		0.69	U	0.16	U	0.29	J	0.66	U
EPA TO-15	1,2,4-Trichlorobenzene	UG/M3	0.81	U	3.4	U	0.79	U	1.9	U	3.2	U
EPA TO-15	1,2,4-Trimethylbenzene	UG/M3	0.26	J	3.4	U	0.68	J	1.9	U	3.2	U
EPA TO-15	1,2-Dibromo-3-chloropropane	UG/M3	0.8	U	3.3	U	0.77	U	1.8	U	3.2	U
EPA TO-15	1,2-Dibromoethane	UG/M3	0.81	U	3.4	U	0.79	U	1.9	U	3.2	U
EPA TO-15	1,2-Dichloro-1,1,2,2-tetrafluoroethane	UG/M3	0.8	U	3.3	U	0.77	U	1.8	U	3.2	U
EPA TO-15	1,2-Dichlorobenzene	UG/M3	0.81	U	3.4	U	0.79	U	1.9	U	3.2	U
EPA TO-15	1,2-Dichloroethane	UG/M3	0.81	U	3.4	U	0.12	J	1.9	U	3.2	U
EPA TO-15	1,2-Dichloroethene (total)	UG/M3	120		120		0.79	U	130		100	
EPA TO-15	1,2-Dichloropropane	UG/M3	0.81	U	3.4	U	0.79	U	1.9	U	3.2	U
EPA TO-15	1,3,5-Trimethylbenzene	UG/M3	0.8	U	3.3	U	0.23	J	1.8	U	3.2	U
EPA TO-15	1,3-Butadiene	UG/M3	0.8	U	3.3	U	0.77	U	1.8	U	3.2	U
EPA TO-15	1,3-Dichlorobenzene	UG/M3	0.81	U	3.4	U	0.79	U	1.9	U	3.2	U
EPA TO-15	1,4-Dichlorobenzene	UG/M3	0.81	U	3.4	U	0.79	U	1.9	U	3.2	U
EPA TO-15	1,4-Dioxane	UG/M3	0.81	U	3.4	U	0.79	U	1.9	U	3.2	U
EPA TO-15	2-Butanone	UG/M3	0.63	J	6.9	U	2.2		0.6	J	2.7	J
EPA TO-15	2-Hexanone	UG/M3	0.21	J	3.4	U	0.79	U	1.9	U	3.2	U
EPA TO-15	2-Propanol	UG/M3	4.4		2.7	J	17		1.2	J	2.1	J
EPA TO-15	4-Ethyltoluene	UG/M3	0.81	U	3.4	U	0.19	J	1.9	U	3.2	U

TABLE 2 - SUMMARY OF ANALYTICAL RESULTS
DATA USABILITY SUMMARY REPORT
SVI MONITORING – FEBRUARY and MARCH 2020 SAMPLING
LOCKHEED MARTIN CORPORATION
FORMER UNISYS FACILITY -- GREAT NECK
LAKE SUCCESS, NEW YORK

		SDG	P2001313		P2001313		P2001313		P2001313		P2001313	
		Location	VP-104-30		VP-104-40		VP-104-5		VP-104-50		VP-104-62	
		Sample Date	3/3/2020		3/3/2020		3/3/2020		3/3/2020		3/3/2020	
		Sample ID	VP-104-30		VP-104-40		VP-104-5		VP-104-50		VP-104-62	
		QC Code	FS		FS		FS		FS		FS	
Method	Parameter	Unit	Final Result	Final Qualifier	Final Result	Final Qualifier	Final Result	Final Qualifier	Final Result	Final Qualifier	Final Result	Final Qualifier
EPA TO-15	4-Methyl-2-pentanone	UG/M3	0.8	U	3.3	U	0.77	U	1.8	U	3.2	U
EPA TO-15	Acetic acid, methyl ester	UG/M3	0.75	U	3.1	U	0.73	U	1.7	U	3	U
EPA TO-15	Acetone	UG/M3	3.7	J	33	U	20		18	U	17	J
EPA TO-15	Allyl chloride	UG/M3	0.81	U	3.4	U	0.79	U	1.9	U	3.2	U
EPA TO-15	Benzene	UG/M3	0.33	J	3.3	U	0.76	J	0.41	J	3.2	U
EPA TO-15	Bromodichloromethane	UG/M3	0.81	U	3.4	U	0.79	U	0.58	J	3.2	U
EPA TO-15	Bromoform	UG/M3	0.81	U	3.4	U	0.79	U	1.9	U	3.2	U
EPA TO-15	Bromomethane	UG/M3	0.81	U	3.4	U	0.79	U	1.9	U	3.2	U
EPA TO-15	Carbon disulfide	UG/M3	1.7	U	6.9	U	1.6	U	3.8	U	6.6	U
EPA TO-15	Carbon tetrachloride	UG/M3	0.51		0.49	J	0.43		0.55		0.54	J
EPA TO-15	Chlorobenzene	UG/M3	0.81	U	3.4	U	0.79	U	1.9	U	3.2	U
EPA TO-15	Chlorodifluoromethane	UG/M3	36		61		2		58		75	
EPA TO-15	Chloroethane	UG/M3	0.81	U	3.4	U	0.79	U	1.9	U	3.2	U
EPA TO-15	Chloroform	UG/M3	24		25		0.18	J	29		31	
EPA TO-15	Chloromethane	UG/M3	0.8	U	3.3	U	0.37	J	1.8	U	3.2	U
EPA TO-15	cis-1,2-Dichloroethene	UG/M3	120		120		0.16	U	130		100	
EPA TO-15	cis-1,3-Dichloropropene	UG/M3	0.78	U	3.2	U	0.76	U	1.8	U	3.1	U
EPA TO-15	Cyclohexane	UG/M3	1.7	U	6.9	U	0.24	J	3.8	U	6.6	U
EPA TO-15	Dibromochloromethane	UG/M3	0.13	J	3.4	U	0.79	U	1.9	U	3.2	U
EPA TO-15	Dichlorodifluoromethane	UG/M3	2.5		2.6	J	2.3		2.6		2.8	J
EPA TO-15	Difluoroethane	UG/M3	2.6		5.4		22		2.1		3	U
EPA TO-15	Ethylbenzene	UG/M3	0.32	J	3.4	U	0.96		0.27	J	3.2	U
EPA TO-15	Freon 115	UG/M3	0.75	U	3.1	U	0.73	U	1.7	U	3	U
EPA TO-15	Freon 123	UG/M3	0.75	U	3.1	U	0.73	U	1.7	U	3	U

TABLE 2 - SUMMARY OF ANALYTICAL RESULTS
DATA USABILITY SUMMARY REPORT
SVI MONITORING – FEBRUARY and MARCH 2020 SAMPLING
LOCKHEED MARTIN CORPORATION
FORMER UNISYS FACILITY -- GREAT NECK
LAKE SUCCESS, NEW YORK

		SDG	P2001313		P2001313		P2001313		P2001313		P2001313	
		Location	VP-104-30		VP-104-40		VP-104-5		VP-104-50		VP-104-62	
		Sample Date	3/3/2020		3/3/2020		3/3/2020		3/3/2020		3/3/2020	
		Sample ID	VP-104-30		VP-104-40		VP-104-5		VP-104-50		VP-104-62	
		QC Code	FS		FS		FS		FS		FS	
Method	**Parameter**	**Unit**	Final Result	Final Qualifier	Final Result	Final Qualifier	Final Result	Final Qualifier	Final Result	Final Qualifier	Final Result	Final Qualifier
EPA TO-15	Hexachlorobutadiene	UG/M3	0.8	U	3.3	U	0.77	U	1.8	U	3.2	U
EPA TO-15	Hexane	UG/M3	0.81	U	3.4	U	0.74	J	1.9	U	3.2	U
EPA TO-15	Isopropylbenzene	UG/M3	0.81	U	3.4	U	0.79	U	1.9	U	3.2	U
EPA TO-15	Methyl cyclohexane	UG/M3	0.75	U	3.1	U	0.73	U	1.7	U	3	U
EPA TO-15	Methyl Tertbutyl Ether	UG/M3	0.81	UJ	3.4	UJ	0.79	UJ	1.9	UJ	3.2	UJ
EPA TO-15	Methylene chloride	UG/M3	0.8	U	3.3	U	1		1.8	U	3.2	U
EPA TO-15	Styrene	UG/M3	0.17	J	3.3	U	0.14	J	1.8	U	3.2	U
EPA TO-15	Tetrachloroethene	UG/M3	360		380		0.48	J	370		410	
EPA TO-15	Toluene	UG/M3	2		1.5	J	3.3		2.3		1.1	J
EPA TO-15	trans-1,2-Dichloroethene	UG/M3	2.4		2.5	J	0.79	U	2.6		1.6	J
EPA TO-15	trans-1,3-Dichloropropene	UG/M3	0.8	U	3.3	U	0.77	U	1.8	U	3.2	U
EPA TO-15	Trichloroethene	UG/M3	740		690		0.28		750		730	
EPA TO-15	Trichlorofluoromethane	UG/M3	8.4		8.6		1.3		9.2		9.3	
EPA TO-15	Vinyl chloride	UG/M3	0.17	U	0.69	U	0.16	U	0.38	U	0.66	U
EPA TO-15	Xylene, o	UG/M3	0.27	J	3.4	U	1.1		1.9	U	3.2	U
EPA TO-15	Xylenes (m&p)	UG/M3	0.95	J	6.9	U	3.2		0.85	J	6.6	U

TABLE 2 - SUMMARY OF ANALYTICAL RESULTS
DATA USABILITY SUMMARY REPORT
SVI MONITORING – FEBRUARY and MARCH 2020 SAMPLING
LOCKHEED MARTIN CORPORATION
FORMER UNISYS FACILITY -- GREAT NECK
LAKE SUCCESS, NEW YORK

		SDG	P2001313		P2001313		P2001313		P2001313		P2001313	
		Location	VP-104-73		VP-105-60		VP-105-72		VP-107-33.5		VP-107-13	
		Sample Date	3/3/2020		3/2/2020		3/2/2020		3/3/2020		3/3/2020	
		Sample ID	VP-104-73		VP-105-60		VP-105-72		VP-107-33.5		VP-107-13	
		QC Code	FS		FS		FS		FS		FS	
Method	Parameter	Unit	Final Result	Final Qualifier	Final Result	Final Qualifier	Final Result	Final Qualifier	Final Result	Final Qualifier	Final Result	Final Qualifier
EPA TO-15	1,1,1-Trichloroethane	UG/M3	1	J	2.6	J	2.3	J	1,100	U	0.9	U
EPA TO-15	1,1,2,2-Tetrachloroethane	UG/M3	3.1	U	14	U	3.4	U	1,100	U	0.9	U
EPA TO-15	1,1,2-Trichloro-1,2,2-Trifluoroethane	UG/M3	38		100		86		1,100	J	0.62	J
EPA TO-15	1,1,2-Trichloroethane	UG/M3	3.1	U	14	U	3.4	U	1,100	U	0.9	U
EPA TO-15	1,1-Dichloroethane	UG/M3	3.1	U	14	U	3.5	U	1,100	U	0.91	U
EPA TO-15	1,1-Dichloroethene	UG/M3	0.63	U	4.5		0.69	U	220	U	0.18	U
EPA TO-15	1,2,4-Trichlorobenzene	UG/M3	3.1	U	14	U	3.4	U	1,100	U	0.9	U
EPA TO-15	1,2,4-Trimethylbenzene	UG/M3	3.1	U	14	U	3.4	U	1,100	U	0.29	J
EPA TO-15	1,2-Dibromo-3-chloropropane	UG/M3	3	U	14	U	3.3	U	1,100	U	0.88	U
EPA TO-15	1,2-Dibromoethane	UG/M3	3.1	U	14	U	3.4	U	1,100	U	0.9	U
EPA TO-15	1,2-Dichloro-1,1,2,2-tetrafluoroethane	UG/M3	3	U	14	U	3.3	U	1,100	U	0.88	U
EPA TO-15	1,2-Dichlorobenzene	UG/M3	3.1	U	14	U	3.4	U	1,100	U	0.9	U
EPA TO-15	1,2-Dichloroethane	UG/M3	3.1	U	14	U	3.4	U	1,100	U	0.9	U
EPA TO-15	1,2-Dichloroethene (total)	UG/M3	76		500		150		610		0.9	U
EPA TO-15	1,2-Dichloropropane	UG/M3	3.1	U	14	U	3.4	U	1,100	U	0.9	U
EPA TO-15	1,3,5-Trimethylbenzene	UG/M3	3	U	14	U	3.3	U	1,100	U	0.88	U
EPA TO-15	1,3-Butadiene	UG/M3	3	U	14	U	3.3	U	1,100	U	0.88	U
EPA TO-15	1,3-Dichlorobenzene	UG/M3	3.1	U	14	U	3.4	U	1,100	U	0.9	U
EPA TO-15	1,4-Dichlorobenzene	UG/M3	3.1	U	14	U	2.4	J	1,100	U	0.9	U
EPA TO-15	1,4-Dioxane	UG/M3	3.1	U	14	U	3.4	U	1,100	U	0.9	U
EPA TO-15	2-Butanone	UG/M3	6.3	U	28	U	1.8	J	2,200	U	0.46	J
EPA TO-15	2-Hexanone	UG/M3	3.1	U	14	U	3.4	U	1,100	U	0.9	U
EPA TO-15	2-Propanol	UG/M3	2	J	54	U	13	U	4,300	U	1	J
EPA TO-15	4-Ethyltoluene	UG/M3	3.1	U	14	U	3.4	U	1,100	U	0.9	U

TABLE 2 - SUMMARY OF ANALYTICAL RESULTS
DATA USABILITY SUMMARY REPORT
SVI MONITORING – FEBRUARY and MARCH 2020 SAMPLING
LOCKHEED MARTIN CORPORATION
FORMER UNISYS FACILITY -- GREAT NECK
LAKE SUCCESS, NEW YORK

		SDG	P2001313		P2001313		P2001313		P2001313		P2001313	
		Location	VP-104-73		VP-105-60		VP-105-72		VP-107-33.5		VP-107-13	
		Sample Date	3/3/2020		3/2/2020		3/2/2020		3/3/2020		3/3/2020	
		Sample ID	VP-104-73		VP-105-60		VP-105-72		VP-107-33.5		VP-107-13	
		QC Code	FS		FS		FS		FS		FS	
Method	Parameter	Unit	Final Result	Final Qualifier	Final Result	Final Qualifier	Final Result	Final Qualifier	Final Result	Final Qualifier	Final Result	Final Qualifier
EPA TO-15	4-Methyl-2-pentanone	UG/M3	3	U	14	U	3.3	U	1,100	U	0.88	U
EPA TO-15	Acetic acid, methyl ester	UG/M3	2.9	U	13	U	3.1	U	1,000	U	0.83	U
EPA TO-15	Acetone	UG/M3	30	U	140	U	11	J	11,000	U	8.8	U
EPA TO-15	Allyl chloride	UG/M3	3.1	U	14	U	3.4	U	1,100	U	0.9	U
EPA TO-15	Benzene	UG/M3	3	U	2.4	J	1.5	J	1,100	U	0.4	J
EPA TO-15	Bromodichloromethane	UG/M3	0.58	J	14	U	3.4	U	1,100	U	0.9	U
EPA TO-15	Bromoform	UG/M3	3.1	U	14	U	3.4	U	1,100	U	0.9	U
EPA TO-15	Bromomethane	UG/M3	3.1	U	14	U	3.4	U	1,100	U	0.9	U
EPA TO-15	Carbon disulfide	UG/M3	6.3	U	28	U	7.5		2,200	U	1.8	U
EPA TO-15	Carbon tetrachloride	UG/M3	0.53	J	2.6	U	0.65		200	U	0.43	
EPA TO-15	Chlorobenzene	UG/M3	3.1	U	14	U	3.4	U	1,100	U	0.9	U
EPA TO-15	Chlorodifluoromethane	UG/M3	70		140		130		1,000	U	0.76	J
EPA TO-15	Chloroethane	UG/M3	3.1	U	14	U	3.4	U	1,100	U	0.9	U
EPA TO-15	Chloroform	UG/M3	33		15		6.4		1,100	U	0.2	J
EPA TO-15	Chloromethane	UG/M3	3	U	14	U	3.3	U	1,100	U	0.88	U
EPA TO-15	cis-1,2-Dichloroethene	UG/M3	75		490		150		610		0.18	U
EPA TO-15	cis-1,3-Dichloropropene	UG/M3	3	U	13	U	3.3	U	1,100	U	0.86	U
EPA TO-15	Cyclohexane	UG/M3	6.3	U	28	U	6.9	U	2,200	U	1.8	U
EPA TO-15	Dibromochloromethane	UG/M3	3.1	U	14	U	3.4	U	1,100	U	0.9	U
EPA TO-15	Dichlorodifluoromethane	UG/M3	2.6	J	3	J	3.4		1,100	U	2.3	
EPA TO-15	Difluoroethane	UG/M3	2.9	U	13	U	3.1	U	1,000	U	38	
EPA TO-15	Ethylbenzene	UG/M3	3.1	U	14	U	0.7	J	1,100	U	0.15	J
EPA TO-15	Freon 115	UG/M3	2.9	U	13	U	3.1	U	1,000	U	0.83	U
EPA TO-15	Freon 123	UG/M3	2.9	U	13	U	3.1	U	1,000	U	0.83	U

TABLE 2 - SUMMARY OF ANALYTICAL RESULTS
DATA USABILITY SUMMARY REPORT
SVI MONITORING – FEBRUARY and MARCH 2020 SAMPLING
LOCKHEED MARTIN CORPORATION
FORMER UNISYS FACILITY -- GREAT NECK
LAKE SUCCESS, NEW YORK

		SDG	P2001313		P2001313		P2001313		P2001313		P2001313	
		Location	VP-104-73		VP-105-60		VP-105-72		VP-107-33.5		VP-107-13	
		Sample Date	3/3/2020		3/2/2020		3/2/2020		3/3/2020		3/3/2020	
		Sample ID	VP-104-73		VP-105-60		VP-105-72		VP-107-33.5		VP-107-13	
		QC Code	FS		FS		FS		FS		FS	
Method	Parameter	Unit	Final Result	Final Qualifier	Final Result	Final Qualifier	Final Result	Final Qualifier	Final Result	Final Qualifier	Final Result	Final Qualifier
EPA TO-15	Hexachlorobutadiene	UG/M3	3	U	14	U	3.3	U	1,100	U	0.88	U
EPA TO-15	Hexane	UG/M3	3.1	U	14	U	3.4	U	1,100	U	0.4	J
EPA TO-15	Isopropylbenzene	UG/M3	3.1	U	14	U	3.4	U	1,100	U	0.9	U
EPA TO-15	Methyl cyclohexane	UG/M3	2.9	U	13	U	3.1	U	1,000	U	0.83	U
EPA TO-15	Methyl Tertbutyl Ether	UG/M3	3.1	UJ	14	UJ	3.4	UJ	1,100	UJ	0.9	UJ
EPA TO-15	Methylene chloride	UG/M3	3	U	14	U	3.3	U	1,100	U	0.56	J
EPA TO-15	Styrene	UG/M3	3	U	14	U	3.3	U	1,100	U	0.88	U
EPA TO-15	Tetrachloroethene	UG/M3	370		1,000		1,000		1,500		0.14	J
EPA TO-15	Toluene	UG/M3	0.55	J	3.1	J	3.2	J	1,100	U	0.45	J
EPA TO-15	trans-1,2-Dichloroethene	UG/M3	1.1	J	7.1	J	5.9		1,100	U	0.9	U
EPA TO-15	trans-1,3-Dichloropropene	UG/M3	3	U	14	U	3.3	U	1,100	U	0.88	U
EPA TO-15	Trichloroethene	UG/M3	670		4,500		1,900		190,000		19	
EPA TO-15	Trichlorofluoromethane	UG/M3	9.5		17		20		1,100	U	1.3	
EPA TO-15	Vinyl chloride	UG/M3	0.63	U	3.2		0.69	U	220	U	0.18	U
EPA TO-15	Xylene, o	UG/M3	3.1	U	14	U	0.63	J	1,100	U	0.18	J
EPA TO-15	Xylenes (m&p)	UG/M3	6.3	U	28	U	2.5	J	2,200	U	0.54	J

TABLE 2 - SUMMARY OF ANALYTICAL RESULTS
DATA USABILITY SUMMARY REPORT
SVI MONITORING – FEBRUARY and MARCH 2020 SAMPLING
LOCKHEED MARTIN CORPORATION
FORMER UNISYS FACILITY -- GREAT NECK
LAKE SUCCESS, NEW YORK

		SDG	P2001313		P2001313		P2001313		P2001313		P2001313	
		Location	VP-107-20		VP-107-20		VP-107-44		VP-107-5		VP-107-60	
		Sample Date	3/3/2020		3/3/2020		3/3/2020		3/3/2020		3/3/2020	
		Sample ID	VP-107-20		VP-107-100		VP-107-44		VP-107-5		VP-107-60	
		QC Code	FS		FD		FS		FS		FS	
Method	Parameter	Unit	Final Result	Final Qualifier	Final Result	Final Qualifier	Final Result	Final Qualifier	Final Result	Final Qualifier	Final Result	Final Qualifier
EPA TO-15	1,1,1-Trichloroethane	UG/M3	1,200	U	1,300	U	130	U	0.93	U	8.4	U
EPA TO-15	1,1,2,2-Tetrachloroethane	UG/M3	1,200	U	1,300	U	130	U	0.93	U	8.4	U
EPA TO-15	1,1,2-Trichloro-1,2,2-Trifluoroethane	UG/M3	3,300		3,100		78	J	0.53	J	48	
EPA TO-15	1,1,2-Trichloroethane	UG/M3	1,200	U	1,300	U	130	U	0.93	U	2.6	J
EPA TO-15	1,1-Dichloroethane	UG/M3	1,200	U	1,300	U	130	U	0.95	U	8.6	U
EPA TO-15	1,1-Dichloroethene	UG/M3	250	U	260	U	26	U	0.19	U	1.7	U
EPA TO-15	1,2,4-Trichlorobenzene	UG/M3	1,200	U	1,300	U	130	U	0.93	U	8.4	U
EPA TO-15	1,2,4-Trimethylbenzene	UG/M3	1,200	U	1,300	U	130	U	0.77	J	8.4	U
EPA TO-15	1,2-Dibromo-3-chloropropane	UG/M3	1,200	U	1,300	U	120	U	0.92	U	8.3	U
EPA TO-15	1,2-Dibromoethane	UG/M3	1,200	U	1,300	U	130	U	0.93	U	8.4	U
EPA TO-15	1,2-Dichloro-1,1,2,2-tetrafluoroethane	UG/M3	1,200	U	1,300	U	120	U	0.92	U	8.3	U
EPA TO-15	1,2-Dichlorobenzene	UG/M3	1,200	U	1,300	U	130	U	0.93	U	8.4	U
EPA TO-15	1,2-Dichloroethane	UG/M3	1,200	U	1,300	U	130	U	0.93	U	8.4	U
EPA TO-15	1,2-Dichloroethene (total)	UG/M3	570		510		210		0.93	U	230	
EPA TO-15	1,2-Dichloropropane	UG/M3	1,200	U	1,300	U	130	U	0.93	U	8.4	U
EPA TO-15	1,3,5-Trimethylbenzene	UG/M3	1,200	U	1,300	U	120	U	0.25	J	8.3	U
EPA TO-15	1,3-Butadiene	UG/M3	1,200	U	1,300	U	120	U	0.92	U	8.3	U
EPA TO-15	1,3-Dichlorobenzene	UG/M3	1,200	U	1,300	U	130	U	0.93	U	8.4	U
EPA TO-15	1,4-Dichlorobenzene	UG/M3	1,200	U	1,300	U	130	U	0.93	U	8.4	U
EPA TO-15	1,4-Dioxane	UG/M3	1,200	U	1,300	U	130	U	0.93	U	8.4	U
EPA TO-15	2-Butanone	UG/M3	2,500	U	2,600	U	260	U	2.8		17	U
EPA TO-15	2-Hexanone	UG/M3	1,200	U	1,300	U	130	U	0.93	U	8.4	U
EPA TO-15	2-Propanol	UG/M3	4,700	U	5,000	U	490	U	46		33	U
EPA TO-15	4-Ethyltoluene	UG/M3	1,200	U	1,300	U	130	U	0.21	J	8.4	U

TABLE 2 - SUMMARY OF ANALYTICAL RESULTS
DATA USABILITY SUMMARY REPORT
SVI MONITORING – FEBRUARY and MARCH 2020 SAMPLING
LOCKHEED MARTIN CORPORATION
FORMER UNISYS FACILITY -- GREAT NECK
LAKE SUCCESS, NEW YORK

		SDG	P2001313		P2001313		P2001313		P2001313		P2001313	
		Location	VP-107-20		VP-107-20		VP-107-44		VP-107-5		VP-107-60	
		Sample Date	3/3/2020		3/3/2020		3/3/2020		3/3/2020		3/3/2020	
		Sample ID	VP-107-20		VP-107-100		VP-107-44		VP-107-5		VP-107-60	
		QC Code	FS		FD		FS		FS		FS	
Method	Parameter	Unit	Final Result	Final Qualifier	Final Result	Final Qualifier	Final Result	Final Qualifier	Final Result	Final Qualifier	Final Result	Final Qualifier
EPA TO-15	4-Methyl-2-pentanone	UG/M3	1,200	U	1,300	U	120	U	0.92	U	8.3	U
EPA TO-15	Acetic acid, methyl ester	UG/M3	1,100	U	1,200	U	120	U	1.1		7.8	U
EPA TO-15	Acetone	UG/M3	12,000	U	13,000	U	1,200	U	44		83	U
EPA TO-15	Allyl chloride	UG/M3	1,200	U	1,300	U	130	U	0.93	U	8.4	U
EPA TO-15	Benzene	UG/M3	1,200	U	1,300	U	120	U	0.92		1.3	J
EPA TO-15	Bromodichloromethane	UG/M3	1,200	U	1,300	U	130	U	0.93	U	8.4	U
EPA TO-15	Bromoform	UG/M3	1,200	U	1,300	U	130	U	0.93	U	8.4	U
EPA TO-15	Bromomethane	UG/M3	1,200	U	1,300	U	130	U	0.93	U	8.4	U
EPA TO-15	Carbon disulfide	UG/M3	2,500	U	2,600	U	260	U	1.9	U	17	U
EPA TO-15	Carbon tetrachloride	UG/M3	220	U	240	U	23	U	0.42		1.6	U
EPA TO-15	Chlorobenzene	UG/M3	1,200	U	1,300	U	130	U	0.93	U	8.4	U
EPA TO-15	Chlorodifluoromethane	UG/M3	1,100	U	1,200	U	120	U	0.87	U	84	
EPA TO-15	Chloroethane	UG/M3	1,200	U	1,300	U	130	U	0.93	U	8.4	U
EPA TO-15	Chloroform	UG/M3	1,200	U	1,300	U	32	J	0.19	J	38	
EPA TO-15	Chloromethane	UG/M3	1,200	U	1,300	U	120	U	0.31	J	8.3	U
EPA TO-15	cis-1,2-Dichloroethene	UG/M3	570		510		210		0.19	U	230	
EPA TO-15	cis-1,3-Dichloropropene	UG/M3	1,200	U	1,200	U	120	U	0.9	U	8.1	U
EPA TO-15	Cyclohexane	UG/M3	2,500	U	2,600	U	260	U	1.9	U	17	U
EPA TO-15	Dibromochloromethane	UG/M3	1,200	U	1,300	U	130	U	0.93	U	8.4	U
EPA TO-15	Dichlorodifluoromethane	UG/M3	1,200	U	1,300	U	120	U	2.3		2.6	J
EPA TO-15	Difluoroethane	UG/M3	1,100	U	1,200	U	120	U	47		7.8	U
EPA TO-15	Ethylbenzene	UG/M3	1,200	U	1,300	U	130	U	0.89	J	8.4	U
EPA TO-15	Freon 115	UG/M3	1,100	U	1,200	U	120	U	0.87	U	7.8	U
EPA TO-15	Freon 123	UG/M3	1,100	U	1,200	U	120	U	0.87	U	7.8	U

TABLE 2 - SUMMARY OF ANALYTICAL RESULTS
DATA USABILITY SUMMARY REPORT
SVI MONITORING – FEBRUARY and MARCH 2020 SAMPLING
LOCKHEED MARTIN CORPORATION
FORMER UNISYS FACILITY -- GREAT NECK
LAKE SUCCESS, NEW YORK

		SDG	P2001313		P2001313		P2001313		P2001313		P2001313	
		Location	VP-107-20		VP-107-20		VP-107-44		VP-107-5		VP-107-60	
		Sample Date	3/3/2020		3/3/2020		3/3/2020		3/3/2020		3/3/2020	
		Sample ID	VP-107-20		VP-107-100		VP-107-44		VP-107-5		VP-107-60	
		QC Code	FS		FD		FS		FS		FS	
Method	Parameter	Unit	Final Result	Final Qualifier	Final Result	Final Qualifier	Final Result	Final Qualifier	Final Result	Final Qualifier	Final Result	Final Qualifier
EPA TO-15	Hexachlorobutadiene	UG/M3	1,200	U	1,300	U	120	U	0.92	U	8.3	U
EPA TO-15	Hexane	UG/M3	1,200	U	1,300	U	130	U	0.57	J	8.4	U
EPA TO-15	Isopropylbenzene	UG/M3	1,200	U	1,300	U	130	U	0.93	U	8.4	U
EPA TO-15	Methyl cyclohexane	UG/M3	1,100	U	1,200	U	120	U	0.87	U	7.8	U
EPA TO-15	Methyl Tertbutyl Ether	UG/M3	1,200	UJ	1,300	UJ	130	UJ	0.93	UJ	8.4	UJ
EPA TO-15	Methylene chloride	UG/M3	1,200	U	1,300	U	120	U	0.67	J	8.3	U
EPA TO-15	Styrene	UG/M3	1,200	U	1,300	U	120	U	0.92	U	8.3	U
EPA TO-15	Tetrachloroethene	UG/M3	1,400		1,200	J	610		0.38	J	750	
EPA TO-15	Toluene	UG/M3	1,200	U	1,300	U	130	U	1.5		8.4	U
EPA TO-15	trans-1,2-Dichloroethene	UG/M3	1,200	U	1,300	U	130	U	0.93	U	2.8	J
EPA TO-15	trans-1,3-Dichloropropene	UG/M3	1,200	U	1,300	U	120	U	0.92	U	8.3	U
EPA TO-15	Trichloroethene	UG/M3	220,000		200,000		16,000		0.66		2,900	
EPA TO-15	Trichlorofluoromethane	UG/M3	230	J	1,300	U	120	U	1.3		10	
EPA TO-15	Vinyl chloride	UG/M3	250	U	260	U	26	U	0.19	U	1.7	U
EPA TO-15	Xylene, o	UG/M3	1,200	U	1,300	U	130	U	0.97		8.4	U
EPA TO-15	Xylenes (m&p)	UG/M3	2,500	U	2,600	U	260	U	3.3		17	U

TABLE 2 - SUMMARY OF ANALYTICAL RESULTS
DATA USABILITY SUMMARY REPORT
SVI MONITORING – FEBRUARY and MARCH 2020 SAMPLING
LOCKHEED MARTIN CORPORATION
FORMER UNISYS FACILITY -- GREAT NECK
LAKE SUCCESS, NEW YORK

		SDG	P2001313		P2001314		P2001314		P2001314		P2001314	
		Location	VP-107-74		VP-101-15		VP-101-5		VP-3-10		VP-3-20	
		Sample Date	3/3/2020		2/27/2020		2/27/2020		2/27/2020		2/27/2020	
		Sample ID	VP-107-74		VP-101-15		VP-101-5		VP-3-10		VP-3-20	
		QC Code	FS		FS		FS		FS		FS	
Method	Parameter	Unit	Final Result	Final Qualifier	Final Result	Final Qualifier	Final Result	Final Qualifier	Final Result	Final Qualifier	Final Result	Final Qualifier
EPA TO-15	1,1,1-Trichloroethane	UG/M3	8.6	U	0.79	U	0.78	U	0.82	U	0.75	U
EPA TO-15	1,1,2,2-Tetrachloroethane	UG/M3	8.6	U	0.79	U	0.78	U	0.82	U	0.75	U
EPA TO-15	1,1,2-Trichloro-1,2,2-Trifluoroethane	UG/M3	44		9.5		0.57	J	1.7		2.4	
EPA TO-15	1,1,2-Trichloroethane	UG/M3	1.6	J	0.79	U	0.78	U	0.82	U	0.75	U
EPA TO-15	1,1-Dichloroethane	UG/M3	8.8	U	0.81	U	0.8	U	0.84	U	0.76	U
EPA TO-15	1,1-Dichloroethene	UG/M3	1.8	U	0.16	U	0.16	U	0.17	U	0.32	
EPA TO-15	1,2,4-Trichlorobenzene	UG/M3	8.6	U	0.79	U	0.78	U	0.82	U	0.75	U
EPA TO-15	1,2,4-Trimethylbenzene	UG/M3	8.6	U	0.16	J	0.78	U	0.15	J	0.17	J
EPA TO-15	1,2-Dibromo-3-chloropropane	UG/M3	8.5	U	0.78	U	0.77	U	0.81	U	0.74	U
EPA TO-15	1,2-Dibromoethane	UG/M3	8.6	U	0.79	U	0.78	U	0.82	U	0.75	U
EPA TO-15	1,2-Dichloro-1,1,2,2-tetrafluoroethane	UG/M3	8.5	U	0.78	U	0.77	U	0.81	U	0.74	U
EPA TO-15	1,2-Dichlorobenzene	UG/M3	8.6	U	0.79	U	0.78	U	0.82	U	0.75	U
EPA TO-15	1,2-Dichloroethane	UG/M3	8.6	U	0.79	U	0.78	U	0.82	U	0.75	U
EPA TO-15	1,2-Dichloroethene (total)	UG/M3	190		0.79	U	0.78	U	0.24	J	27	
EPA TO-15	1,2-Dichloropropane	UG/M3	8.6	U	0.79	U	0.78	U	0.82	U	0.75	U
EPA TO-15	1,3,5-Trimethylbenzene	UG/M3	8.5	U	0.78	U	0.77	U	0.81	U	0.74	U
EPA TO-15	1,3-Butadiene	UG/M3	8.5	U	0.16	J	0.77	U	0.81	U	0.74	U
EPA TO-15	1,3-Dichlorobenzene	UG/M3	8.6	U	0.79	U	0.78	U	0.82	U	0.75	U
EPA TO-15	1,4-Dichlorobenzene	UG/M3	8.6	U	0.79	U	0.78	U	0.82	U	0.75	U
EPA TO-15	1,4-Dioxane	UG/M3	8.6	U	0.79	U	0.78	U	0.82	U	0.75	U
EPA TO-15	2-Butanone	UG/M3	18	U	4.7		2.8		3.9		1.7	
EPA TO-15	2-Hexanone	UG/M3	8.6	U	0.83		0.5	J	0.84		0.29	J
EPA TO-15	2-Propanol	UG/M3	34	U	0.67	J	0.36	J	0.6	J	1.2	J
EPA TO-15	4-Ethyltoluene	UG/M3	8.6	U	0.79	U	0.78	U	0.82	U	0.75	U

TABLE 2 - SUMMARY OF ANALYTICAL RESULTS
DATA USABILITY SUMMARY REPORT
SVI MONITORING – FEBRUARY and MARCH 2020 SAMPLING
LOCKHEED MARTIN CORPORATION
FORMER UNISYS FACILITY -- GREAT NECK
LAKE SUCCESS, NEW YORK

		SDG	P2001313		P2001314		P2001314		P2001314		P2001314	
		Location	VP-107-74		VP-101-15		VP-101-5		VP-3-10		VP-3-20	
		Sample Date	3/3/2020		2/27/2020		2/27/2020		2/27/2020		2/27/2020	
		Sample ID	VP-107-74		VP-101-15		VP-101-5		VP-3-10		VP-3-20	
		QC Code	FS		FS		FS		FS		FS	
Method	Parameter	Unit	Final Result	Final Qualifier	Final Result	Final Qualifier	Final Result	Final Qualifier	Final Result	Final Qualifier	Final Result	Final Qualifier
EPA TO-15	4-Methyl-2-pentanone	UG/M3	8.5	U	0.78	U	0.77	U	0.81	U	0.74	U
EPA TO-15	Acetic acid, methyl ester	UG/M3	8	U	0.74	U	0.73	U	0.76	U	0.7	U
EPA TO-15	Acetone	UG/M3	85	U	100		62		56		25	
EPA TO-15	Allyl chloride	UG/M3	8.6	U	0.79	U	0.78	U	0.82	U	0.75	U
EPA TO-15	Benzene	UG/M3	8.5	U	0.78	U	0.77	U	0.81	U	0.33	J
EPA TO-15	Bromodichloromethane	UG/M3	8.6	U	0.79	U	0.78	U	0.82	U	0.75	U
EPA TO-15	Bromoform	UG/M3	8.6	U	0.79	U	0.78	U	0.82	U	0.75	U
EPA TO-15	Bromomethane	UG/M3	8.6	U	0.79	U	0.78	U	0.82	U	0.75	U
EPA TO-15	Carbon disulfide	UG/M3	18	U	0.37	J	0.27	J	1.7	U	1.5	U
EPA TO-15	Carbon tetrachloride	UG/M3	1.6	U	0.31		0.24		0.14	J	0.24	
EPA TO-15	Chlorobenzene	UG/M3	8.6	U	0.79	U	0.78	U	0.82	U	0.75	U
EPA TO-15	Chlorodifluoromethane	UG/M3	97		0.51	J	0.48	J	0.51	J	0.54	J
EPA TO-15	Chloroethane	UG/M3	8.6	U	0.79	U	0.78	U	0.82	U	0.75	U
EPA TO-15	Chloroform	UG/M3	39		0.66	J	1.1		1.1		0.72	J
EPA TO-15	Chloromethane	UG/M3	8.5	U	0.78	U	0.77	U	0.81	U	0.74	U
EPA TO-15	cis-1,2-Dichloroethene	UG/M3	190		0.16	U	0.16	U	0.24		25	
EPA TO-15	cis-1,3-Dichloropropene	UG/M3	8.3	U	0.76	U	0.75	U	0.79	U	0.72	U
EPA TO-15	Cyclohexane	UG/M3	18	U	1.6	U	1.6	U	1.7	U	1.5	U
EPA TO-15	Dibromochloromethane	UG/M3	8.6	U	0.79	U	0.78	U	0.82	U	0.75	U
EPA TO-15	Dichlorodifluoromethane	UG/M3	2.7	J	2.5		2.5		2.4		2.3	
EPA TO-15	Difluoroethane	UG/M3	8	U	0.74	U	0.73	U	0.76	U	1.6	
EPA TO-15	Ethylbenzene	UG/M3	8.6	U	0.79	U	0.78	U	0.82	U	0.12	J
EPA TO-15	Freon 115	UG/M3	8	U	0.74	U	0.73	U	0.76	U	0.7	U
EPA TO-15	Freon 123	UG/M3	8	U	0.74	U	0.73	U	0.76	U	0.7	U

TABLE 2 - SUMMARY OF ANALYTICAL RESULTS
DATA USABILITY SUMMARY REPORT
SVI MONITORING – FEBRUARY and MARCH 2020 SAMPLING
LOCKHEED MARTIN CORPORATION
FORMER UNISYS FACILITY -- GREAT NECK
LAKE SUCCESS, NEW YORK

		SDG	P2001313		P2001314		P2001314		P2001314		P2001314	
		Location	VP-107-74		VP-101-15		VP-101-5		VP-3-10		VP-3-20	
		Sample Date	3/3/2020		2/27/2020		2/27/2020		2/27/2020		2/27/2020	
		Sample ID	VP-107-74		VP-101-15		VP-101-5		VP-3-10		VP-3-20	
		QC Code	FS		FS		FS		FS		FS	
Method	**Parameter**	**Unit**	Final Result	Final Qualifier	Final Result	Final Qualifier	Final Result	Final Qualifier	Final Result	Final Qualifier	Final Result	Final Qualifier
EPA TO-15	Hexachlorobutadiene	UG/M3	8.5	U	0.78	U	0.77	U	0.81	U	0.74	U
EPA TO-15	Hexane	UG/M3	8.6	U	0.79	U	0.78	U	0.82	U	0.75	U
EPA TO-15	Isopropylbenzene	UG/M3	8.6	U	0.79	U	0.78	U	0.82	U	0.75	U
EPA TO-15	Methyl cyclohexane	UG/M3	8	U	0.74	U	0.73	U	0.76	U	0.7	U
EPA TO-15	Methyl Tertbutyl Ether	UG/M3	8.6	UJ	0.79	U	0.78	U	0.82	U	0.75	U
EPA TO-15	Methylene chloride	UG/M3	8.5	U	0.78	U	0.77	U	0.81	U	0.55	J
EPA TO-15	Styrene	UG/M3	8.5	U	0.78	U	0.77	U	0.81	U	0.74	U
EPA TO-15	Tetrachloroethene	UG/M3	690		1.7		1.2		13		130	
EPA TO-15	Toluene	UG/M3	8.6	U	0.66	J	0.22	J	0.29	J	0.97	
EPA TO-15	trans-1,2-Dichloroethene	UG/M3	3	J	0.79	U	0.78	U	0.82	U	2.8	
EPA TO-15	trans-1,3-Dichloropropene	UG/M3	8.5	U	0.78	U	0.77	U	0.81	U	0.74	U
EPA TO-15	Trichloroethene	UG/M3	3,900		1.3		0.26		4.7		73	
EPA TO-15	Trichlorofluoromethane	UG/M3	10		1.3		1.3		1.2		1.2	
EPA TO-15	Vinyl chloride	UG/M3	1.8	U	0.16	U	0.16	U	0.17	U	0.1	J
EPA TO-15	Xylene, o	UG/M3	8.6	U	0.12	J	0.78	U	0.82	U	0.15	J
EPA TO-15	Xylenes (m&p)	UG/M3	18	U	0.31	J	1.6	U	0.26	J	0.41	J

TABLE 2 - SUMMARY OF ANALYTICAL RESULTS
DATA USABILITY SUMMARY REPORT
SVI MONITORING – FEBRUARY and MARCH 2020 SAMPLING
LOCKHEED MARTIN CORPORATION
FORMER UNISYS FACILITY -- GREAT NECK
LAKE SUCCESS, NEW YORK

		SDG	P2001314		P2001314		P2001314		P2001314		P2001314	
		Location	VP-3-30		VP-3-5		VP-3D-40		VP-3D-51		VP-3D-61	
		Sample Date	2/27/2020		2/27/2020		2/27/2020		2/27/2020		2/27/2020	
		Sample ID	VP-3-30		VP-3-5		VP-3D-40		VP-3D-51		VP-3D-61	
		QC Code	FS		FS		FS		FS		FS	
Method	Parameter	Unit	Final Result	Final Qualifier	Final Result	Final Qualifier	Final Result	Final Qualifier	Final Result	Final Qualifier	Final Result	Final Qualifier
EPA TO-15	1,1,1-Trichloroethane	UG/M3	0.8	U	0.78	U	0.82	U	0.58	J	5.5	
EPA TO-15	1,1,2,2-Tetrachloroethane	UG/M3	0.8	U	0.78	U	0.82	U	0.75	U	0.82	U
EPA TO-15	1,1,2-Trichloro-1,2,2-Trifluoroethane	UG/M3	3		1		4.8		7.6		18	
EPA TO-15	1,1,2-Trichloroethane	UG/M3	0.8	U	0.78	U	0.82	U	0.75	U	0.82	U
EPA TO-15	1,1-Dichloroethane	UG/M3	0.81	U	0.79	U	0.83	U	0.13	J	0.34	J
EPA TO-15	1,1-Dichloroethene	UG/M3	0.2		0.16	U	0.17	U	0.15	U	0.28	
EPA TO-15	1,2,4-Trichlorobenzene	UG/M3	0.8	U	0.78	U	0.82	U	0.75	U	0.82	U
EPA TO-15	1,2,4-Trimethylbenzene	UG/M3	0.23	J	0.17	J	0.18	J	0.3	J	0.3	J
EPA TO-15	1,2-Dibromo-3-chloropropane	UG/M3	0.78	U	0.76	U	0.8	U	0.73	U	0.81	U
EPA TO-15	1,2-Dibromoethane	UG/M3	0.72	J	0.78	U	0.82	U	0.75	U	0.82	U
EPA TO-15	1,2-Dichloro-1,1,2,2-tetrafluoroethane	UG/M3	0.78	U	0.76	U	0.8	U	0.34	J	1.4	
EPA TO-15	1,2-Dichlorobenzene	UG/M3	0.8	U	0.78	U	0.82	U	0.75	U	0.82	U
EPA TO-15	1,2-Dichloroethane	UG/M3	0.8	U	0.78	U	0.82	U	0.75	U	0.82	U
EPA TO-15	1,2-Dichloroethene (total)	UG/M3	34		0.78	U	32		84		75	
EPA TO-15	1,2-Dichloropropane	UG/M3	0.39	J	0.78	U	0.32	J	0.75	U	0.82	U
EPA TO-15	1,3,5-Trimethylbenzene	UG/M3	0.78	U	0.76	U	0.8	U	0.73	U	0.81	U
EPA TO-15	1,3-Butadiene	UG/M3	0.78	U	0.76	U	0.8	U	0.73	U	0.81	U
EPA TO-15	1,3-Dichlorobenzene	UG/M3	0.8	U	0.78	U	0.82	U	0.75	U	0.82	U
EPA TO-15	1,4-Dichlorobenzene	UG/M3	0.8	U	0.78	U	0.82	U	0.27	J	0.33	J
EPA TO-15	1,4-Dioxane	UG/M3	0.8	U	0.78	U	0.82	U	0.75	U	0.82	U
EPA TO-15	2-Butanone	UG/M3	3.4		2.7		1.8		1.8		2	
EPA TO-15	2-Hexanone	UG/M3	0.47	J	0.42	J	0.29	J	0.32	J	0.34	J
EPA TO-15	2-Propanol	UG/M3	0.68	J	0.6	J	0.47	J	0.37	J	3.2	U
EPA TO-15	4-Ethyltoluene	UG/M3	0.8	U	0.78	U	0.82	U	0.75	U	0.82	U

TABLE 2 - SUMMARY OF ANALYTICAL RESULTS
DATA USABILITY SUMMARY REPORT
SVI MONITORING – FEBRUARY and MARCH 2020 SAMPLING
LOCKHEED MARTIN CORPORATION
FORMER UNISYS FACILITY -- GREAT NECK
LAKE SUCCESS, NEW YORK

		SDG	P2001314		P2001314		P2001314		P2001314		P2001314	
		Location	VP-3-30		VP-3-5		VP-3D-40		VP-3D-51		VP-3D-61	
		Sample Date	2/27/2020		2/27/2020		2/27/2020		2/27/2020		2/27/2020	
		Sample ID	VP-3-30		VP-3-5		VP-3D-40		VP-3D-51		VP-3D-61	
		QC Code	FS		FS		FS		FS		FS	
Method	Parameter	Unit	Final Result	Final Qualifier	Final Result	Final Qualifier	Final Result	Final Qualifier	Final Result	Final Qualifier	Final Result	Final Qualifier
EPA TO-15	4-Methyl-2-pentanone	UG/M3	0.78	U	0.76	U	0.8	U	0.14	J	0.81	U
EPA TO-15	Acetic acid, methyl ester	UG/M3	0.74	U	0.72	U	0.76	U	0.69	U	0.76	U
EPA TO-15	Acetone	UG/M3	51		29		40		37		42	
EPA TO-15	Allyl chloride	UG/M3	0.8	U	0.78	U	0.82	U	0.75	U	0.82	U
EPA TO-15	Benzene	UG/M3	0.23	J	0.12	J	0.2	J	0.15	J	0.19	J
EPA TO-15	Bromodichloromethane	UG/M3	0.8	U	0.78	U	0.82	U	0.75	U	0.82	U
EPA TO-15	Bromoform	UG/M3	0.8	U	0.78	U	0.82	U	0.75	U	0.82	U
EPA TO-15	Bromomethane	UG/M3	0.8	U	0.78	U	0.82	U	0.75	U	0.82	U
EPA TO-15	Carbon disulfide	UG/M3	0.72	J	0.89	J	1.2	J	0.27	J	0.32	J
EPA TO-15	Carbon tetrachloride	UG/M3	0.27		0.14	U	0.29		0.39		0.54	
EPA TO-15	Chlorobenzene	UG/M3	0.8	U	0.78	U	0.82	U	0.75	U	0.82	U
EPA TO-15	Chlorodifluoromethane	UG/M3	0.74	U	0.53	J	0.55	J	0.85		1.5	
EPA TO-15	Chloroethane	UG/M3	0.8	U	0.78	U	0.82	U	0.75	U	0.82	U
EPA TO-15	Chloroform	UG/M3	0.46	J	7.5		0.43	J	1.2		3.6	
EPA TO-15	Chloromethane	UG/M3	0.78	U	0.76	U	0.8	U	0.73	U	0.81	U
EPA TO-15	cis-1,2-Dichloroethene	UG/M3	33		0.16	U	31		84		75	
EPA TO-15	cis-1,3-Dichloropropene	UG/M3	0.77	U	0.75	U	0.79	U	0.72	U	0.79	U
EPA TO-15	Cyclohexane	UG/M3	1.6	U	1.6	U	1.7	U	1.5	U	1.7	U
EPA TO-15	Dibromochloromethane	UG/M3	0.8	U	0.78	U	0.82	U	0.75	U	0.82	U
EPA TO-15	Dichlorodifluoromethane	UG/M3	2.5		2.4		2.5		3		5.1	
EPA TO-15	Difluoroethane	UG/M3	0.6	J	0.72	U	0.4	J	0.69	U	0.76	U
EPA TO-15	Ethylbenzene	UG/M3	0.14	J	0.78	U	0.16	J	0.75	U	0.82	U
EPA TO-15	Freon 115	UG/M3	0.74	U	0.72	U	0.76	U	0.69	U	0.76	U
EPA TO-15	Freon 123	UG/M3	0.74	U	0.72	U	0.76	U	0.69	U	0.76	U

TABLE 2 - SUMMARY OF ANALYTICAL RESULTS
DATA USABILITY SUMMARY REPORT
SVI MONITORING – FEBRUARY and MARCH 2020 SAMPLING
LOCKHEED MARTIN CORPORATION
FORMER UNISYS FACILITY -- GREAT NECK
LAKE SUCCESS, NEW YORK

		SDG	P2001314		P2001314		P2001314		P2001314		P2001314	
		Location	VP-3-30		VP-3-5		VP-3D-40		VP-3D-51		VP-3D-61	
		Sample Date	2/27/2020		2/27/2020		2/27/2020		2/27/2020		2/27/2020	
		Sample ID	VP-3-30		VP-3-5		VP-3D-40		VP-3D-51		VP-3D-61	
		QC Code	FS		FS		FS		FS		FS	
Method	Parameter	Unit	Final Result	Final Qualifier	Final Result	Final Qualifier	Final Result	Final Qualifier	Final Result	Final Qualifier	Final Result	Final Qualifier
EPA TO-15	Hexachlorobutadiene	UG/M3	0.78	U	0.76	U	0.8	U	0.73	U	0.81	U
EPA TO-15	Hexane	UG/M3	0.8	U	0.78	U	0.82	U	0.75	U	0.82	U
EPA TO-15	Isopropylbenzene	UG/M3	0.8	U	0.78	U	0.82	U	0.75	U	0.82	U
EPA TO-15	Methyl cyclohexane	UG/M3	0.74	U	0.72	U	0.76	U	0.69	U	0.76	U
EPA TO-15	Methyl Tertbutyl Ether	UG/M3	0.8	U	0.78	U	0.82	U	0.75	U	2.4	
EPA TO-15	Methylene chloride	UG/M3	0.37	J	0.76	U	0.3	J	0.73	U	0.81	U
EPA TO-15	Styrene	UG/M3	0.78	U	0.76	U	0.8	U	0.73	U	0.81	U
EPA TO-15	Tetrachloroethene	UG/M3	140		4.5		100		180		450	
EPA TO-15	Toluene	UG/M3	4.1		0.37	J	3.4		0.37	J	0.26	J
EPA TO-15	trans-1,2-Dichloroethene	UG/M3	1.7		0.78	U	0.96		0.45	J	0.68	J
EPA TO-15	trans-1,3-Dichloropropene	UG/M3	0.78	U	0.76	U	0.8	U	0.73	U	0.81	U
EPA TO-15	Trichloroethene	UG/M3	63		0.84		59		94		190	
EPA TO-15	Trichlorofluoromethane	UG/M3	1.3		1.2		1.3		1.6		2.6	
EPA TO-15	Vinyl chloride	UG/M3	0.16	U	0.16	U	0.17	U	0.15	U	0.17	U
EPA TO-15	Xylene, o	UG/M3	0.17	J	0.14	J	0.19	J	0.13	J	0.82	U
EPA TO-15	Xylenes (m&p)	UG/M3	0.47	J	0.3	J	0.57	J	0.29	J	0.27	J

TABLE 2 - SUMMARY OF ANALYTICAL RESULTS
DATA USABILITY SUMMARY REPORT
SVI MONITORING – FEBRUARY and MARCH 2020 SAMPLING
LOCKHEED MARTIN CORPORATION
FORMER UNISYS FACILITY -- GREAT NECK
LAKE SUCCESS, NEW YORK

		SDG	P2001314		P2001314		P2001314		P2001314		P2001314	
		Location	VP-3D-73		VP-4-10		VP-4-20		VP-4-30		VP-4-5	
		Sample Date	2/27/2020		2/27/2020		2/27/2020		2/27/2020		2/29/2020	
		Sample ID	VP-3D-73		VP-4-10		VP-4-20		VP-4-30		VP-4-5	
		QC Code	FS		FS		FS		FS		FS	
Method	Parameter	Unit	Final Result	Final Qualifier	Final Result	Final Qualifier	Final Result	Final Qualifier	Final Result	Final Qualifier	Final Result	Final Qualifier
EPA TO-15	1,1,1-Trichloroethane	UG/M3	8.4		0.76	U	0.74	U	0.099	J	0.98	U
EPA TO-15	1,1,2,2-Tetrachloroethane	UG/M3	0.8	U	0.76	U	0.74	U	0.78	U	0.98	U
EPA TO-15	1,1,2-Trichloro-1,2,2-Trifluoroethane	UG/M3	18		1.5		5		5.7		0.52	J
EPA TO-15	1,1,2-Trichloroethane	UG/M3	0.8	U	0.76	U	0.74	U	0.78	U	0.98	U
EPA TO-15	1,1-Dichloroethane	UG/M3	0.82	U	0.78	U	0.75	U	0.8	U	1	U
EPA TO-15	1,1-Dichloroethene	UG/M3	0.38		0.16	U	0.15	U	0.16	U	0.2	U
EPA TO-15	1,2,4-Trichlorobenzene	UG/M3	0.8	U	0.76	U	0.74	U	0.78	U	0.98	U
EPA TO-15	1,2,4-Trimethylbenzene	UG/M3	0.24	J	0.27	J	0.18	J	0.31	J	0.98	J
EPA TO-15	1,2-Dibromo-3-chloropropane	UG/M3	0.79	U	0.75	U	0.73	U	0.77	U	0.96	U
EPA TO-15	1,2-Dibromoethane	UG/M3	0.8	U	0.12	J	0.74	U	0.78	U	0.98	U
EPA TO-15	1,2-Dichloro-1,1,2,2-tetrafluoroethane	UG/M3	0.79	J	0.75	U	0.12	J	0.77	U	0.96	U
EPA TO-15	1,2-Dichlorobenzene	UG/M3	0.8	U	0.76	U	0.74	U	0.78	U	0.98	U
EPA TO-15	1,2-Dichloroethane	UG/M3	0.8	U	0.76	U	0.74	U	0.78	U	0.98	U
EPA TO-15	1,2-Dichloroethene (total)	UG/M3	19		0.66	J	0.33	J	0.61	J	0.98	U
EPA TO-15	1,2-Dichloropropane	UG/M3	0.8	U	0.76	U	0.74	U	0.78	U	0.98	U
EPA TO-15	1,3,5-Trimethylbenzene	UG/M3	0.79	U	0.75	U	0.73	U	0.77	U	0.28	J
EPA TO-15	1,3-Butadiene	UG/M3	0.79	U	0.37	J	0.26	J	0.22	J	1.3	
EPA TO-15	1,3-Dichlorobenzene	UG/M3	0.8	U	0.76	U	0.74	U	0.78	U	0.98	U
EPA TO-15	1,4-Dichlorobenzene	UG/M3	0.8	U	0.76	U	0.74	U	0.78	U	0.44	J
EPA TO-15	1,4-Dioxane	UG/M3	0.8	U	0.76	U	0.74	U	0.78	U	0.98	U
EPA TO-15	2-Butanone	UG/M3	1.1	J	13		11		7.2		58	
EPA TO-15	2-Hexanone	UG/M3	0.19	J	2.1		1.6		1.1		7.7	
EPA TO-15	2-Propanol	UG/M3	3.1	U	0.61	J	0.69	J	2.9	J	2.7	J
EPA TO-15	4-Ethyltoluene	UG/M3	0.8	U	0.76	U	0.74	U	0.78	U	0.28	J

TABLE 2 - SUMMARY OF ANALYTICAL RESULTS
DATA USABILITY SUMMARY REPORT
SVI MONITORING – FEBRUARY and MARCH 2020 SAMPLING
LOCKHEED MARTIN CORPORATION
FORMER UNISYS FACILITY -- GREAT NECK
LAKE SUCCESS, NEW YORK

		SDG	P2001314		P2001314		P2001314		P2001314		P2001314	
		Location	VP-3D-73		VP-4-10		VP-4-20		VP-4-30		VP-4-5	
		Sample Date	2/27/2020		2/27/2020		2/27/2020		2/27/2020		2/29/2020	
		Sample ID	VP-3D-73		VP-4-10		VP-4-20		VP-4-30		VP-4-5	
		QC Code	FS		FS		FS		FS		FS	
Method	Parameter	Unit	Final Result	Final Qualifier	Final Result	Final Qualifier	Final Result	Final Qualifier	Final Result	Final Qualifier	Final Result	Final Qualifier
EPA TO-15	4-Methyl-2-pentanone	UG/M3	0.79	U	0.75	U	0.35	J	0.12	J	0.53	J
EPA TO-15	Acetic acid, methyl ester	UG/M3	0.75	U	0.71	U	0.36	J	0.73	U	0.91	U
EPA TO-15	Acetone	UG/M3	26		320		150		140		810	
EPA TO-15	Allyl chloride	UG/M3	0.8	U	0.76	U	0.74	U	0.78	U	0.98	U
EPA TO-15	Benzene	UG/M3	0.21	J	0.12	J	0.2	J	0.55	J	0.59	J
EPA TO-15	Bromodichloromethane	UG/M3	0.8	U	0.76	U	0.74	U	0.78	U	0.98	U
EPA TO-15	Bromoform	UG/M3	0.8	U	0.76	U	0.74	U	0.78	U	0.98	U
EPA TO-15	Bromomethane	UG/M3	0.8	U	0.76	U	0.13	J	0.78	U	0.98	U
EPA TO-15	Carbon disulfide	UG/M3	1.1	J	2.8		0.86	J	0.65	J	17	
EPA TO-15	Carbon tetrachloride	UG/M3	0.94		0.32		0.1	J	0.36		0.32	
EPA TO-15	Chlorobenzene	UG/M3	0.8	U	0.76	U	0.74	U	0.78	U	0.98	U
EPA TO-15	Chlorodifluoromethane	UG/M3	1.2		0.56	J	0.69	U	2.4		0.91	U
EPA TO-15	Chloroethane	UG/M3	0.8	U	0.76	U	0.74	U	0.78	U	0.37	J
EPA TO-15	Chloroform	UG/M3	10		0.42	J	0.28	J	0.29	J	0.15	J
EPA TO-15	Chloromethane	UG/M3	0.79	U	0.75	U	0.12	J	0.2	J	0.5	J
EPA TO-15	cis-1,2-Dichloroethene	UG/M3	19		0.66		0.33		0.61		0.2	U
EPA TO-15	cis-1,3-Dichloropropene	UG/M3	0.77	U	0.73	U	0.71	U	0.75	U	0.95	U
EPA TO-15	Cyclohexane	UG/M3	1.6	U	1.6	U	1.5	U	1.6	U	2	U
EPA TO-15	Dibromochloromethane	UG/M3	0.8	U	0.76	U	0.74	U	0.78	U	0.98	U
EPA TO-15	Dichlorodifluoromethane	UG/M3	3.7		2.5		2.5		2.5		2.1	
EPA TO-15	Difluoroethane	UG/M3	0.75	U	0.47	J	0.69	U	3.5		0.91	U
EPA TO-15	Ethylbenzene	UG/M3	0.8	U	0.11	J	0.15	J	0.26	J	0.55	J
EPA TO-15	Freon 115	UG/M3	0.75	U	0.71	U	0.69	U	0.73	U	0.91	U
EPA TO-15	Freon 123	UG/M3	0.75	U	0.71	U	0.69	U	0.73	U	0.91	U

TABLE 2 - SUMMARY OF ANALYTICAL RESULTS
DATA USABILITY SUMMARY REPORT
SVI MONITORING – FEBRUARY and MARCH 2020 SAMPLING
LOCKHEED MARTIN CORPORATION
FORMER UNISYS FACILITY -- GREAT NECK
LAKE SUCCESS, NEW YORK

		SDG	P2001314		P2001314		P2001314		P2001314		P2001314	
		Location	VP-3D-73		VP-4-10		VP-4-20		VP-4-30		VP-4-5	
		Sample Date	2/27/2020		2/27/2020		2/27/2020		2/27/2020		2/29/2020	
		Sample ID	VP-3D-73		VP-4-10		VP-4-20		VP-4-30		VP-4-5	
		QC Code	FS		FS		FS		FS		FS	
Method	Parameter	Unit	Final Result	Final Qualifier	Final Result	Final Qualifier	Final Result	Final Qualifier	Final Result	Final Qualifier	Final Result	Final Qualifier
EPA TO-15	Hexachlorobutadiene	UG/M3	0.79	U	0.75	U	0.73	U	0.77	U	0.96	U
EPA TO-15	Hexane	UG/M3	0.8	U	0.28	J	1.3		0.42	J	2	
EPA TO-15	Isopropylbenzene	UG/M3	0.8	U	0.76	U	0.74	U	0.78	U	0.98	U
EPA TO-15	Methyl cyclohexane	UG/M3	0.75	U	0.71	U	0.69	U	0.73	U	0.91	U
EPA TO-15	Methyl Tertbutyl Ether	UG/M3	0.11	J	0.76	U	0.74	U	0.78	U	0.98	U
EPA TO-15	Methylene chloride	UG/M3	0.79	U	0.75	U	0.73	U	0.51	J	0.35	J
EPA TO-15	Styrene	UG/M3	0.79	U	0.75	U	0.73	U	0.77	U	0.16	J
EPA TO-15	Tetrachloroethene	UG/M3	390		2.5		3		12		0.69	J
EPA TO-15	Toluene	UG/M3	0.38	J	0.43	J	0.5	J	1.4		1.6	
EPA TO-15	trans-1,2-Dichloroethene	UG/M3	0.77	J	0.76	U	0.74	U	0.78	U	0.98	U
EPA TO-15	trans-1,3-Dichloropropene	UG/M3	0.79	U	0.75	U	0.73	U	0.77	U	0.96	U
EPA TO-15	Trichloroethene	UG/M3	240		1.6		5.2		15		0.2	U
EPA TO-15	Trichlorofluoromethane	UG/M3	4.5		1.3		1.2		1.3		1.1	
EPA TO-15	Vinyl chloride	UG/M3	0.16	U	0.16	U	0.15	U	0.16	U	0.2	U
EPA TO-15	Xylene, o	UG/M3	0.13	J	0.16	J	0.13	J	0.31	J	0.61	J
EPA TO-15	Xylenes (m&p)	UG/M3	0.3	J	0.4	J	0.32	J	0.83	J	1.4	J

TABLE 2 - SUMMARY OF ANALYTICAL RESULTS
DATA USABILITY SUMMARY REPORT
SVI MONITORING – FEBRUARY and MARCH 2020 SAMPLING
LOCKHEED MARTIN CORPORATION
FORMER UNISYS FACILITY -- GREAT NECK
LAKE SUCCESS, NEW YORK

		SDG	P2001315		P2001315		P2001315		P2001315		P2001315	
		Location	VP-1-10		VP-1-20		VP-1-30		VP-1-5		VP-101-27	
		Sample Date	2/28/2020		2/28/2020		2/28/2020		2/28/2020		2/27/2020	
		Sample ID	VP-1-10		VP-1-20		VP-1-30		VP-1-5		VP-101-27	
		QC Code	FS		FS		FS		FS		FS	
Method	Parameter	Unit	Final Result	Final Qualifier	Final Result	Final Qualifier	Final Result	Final Qualifier	Final Result	Final Qualifier	Final Result	Final Qualifier
EPA TO-15	1,1,1-Trichloroethane	UG/M3	0.8	U	0.78	U	0.18	J	0.77	U	0.75	J
EPA TO-15	1,1,2,2-Tetrachloroethane	UG/M3	0.8	U	0.78	U	0.7	U	0.77	U	0.88	U
EPA TO-15	1,1,2-Trichloro-1,2,2-Trifluoroethane	UG/M3	0.48	J	0.52	J	1.6		0.5	J	120	
EPA TO-15	1,1,2-Trichloroethane	UG/M3	0.8	U	0.78	U	0.7	U	0.77	U	0.88	U
EPA TO-15	1,1-Dichloroethane	UG/M3	0.82	U	0.79	U	0.72	U	0.79	U	0.9	U
EPA TO-15	1,1-Dichloroethene	UG/M3	0.16	U	0.16	U	0.14	U	0.16	U	0.18	U
EPA TO-15	1,2,4-Trichlorobenzene	UG/M3	0.8	U	0.78	U	2.2		0.77	U	0.88	U
EPA TO-15	1,2,4-Trimethylbenzene	UG/M3	0.2	J	0.33	J	0.27	J	0.17	J	0.21	J
EPA TO-15	1,2-Dibromo-3-chloropropane	UG/M3	0.79	U	0.76	U	0.69	U	0.76	U	0.86	U
EPA TO-15	1,2-Dibromoethane	UG/M3	0.8	U	0.78	U	0.16	J	0.77	U	0.88	U
EPA TO-15	1,2-Dichloro-1,1,2,2-tetrafluoroethane	UG/M3	0.79	U	0.76	U	0.69	U	0.76	U	0.86	U
EPA TO-15	1,2-Dichlorobenzene	UG/M3	0.8	U	0.78	U	0.35	J	0.77	U	0.88	U
EPA TO-15	1,2-Dichloroethane	UG/M3	0.8	U	0.78	U	0.7	U	0.77	U	0.88	U
EPA TO-15	1,2-Dichloroethene (total)	UG/M3	0.8	U	0.78	U	0.7	U	0.77	U	0.88	U
EPA TO-15	1,2-Dichloropropane	UG/M3	0.8	U	0.78	U	0.7	U	0.77	U	0.88	U
EPA TO-15	1,3,5-Trimethylbenzene	UG/M3	0.79	U	0.76	U	0.69	U	0.76	U	0.86	U
EPA TO-15	1,3-Butadiene	UG/M3	0.13	J	0.76	U	0.69	U	0.76	U	0.86	U
EPA TO-15	1,3-Dichlorobenzene	UG/M3	0.8	U	0.78	U	0.48	J	0.77	U	0.88	U
EPA TO-15	1,4-Dichlorobenzene	UG/M3	0.8	U	0.78	U	0.78		0.77	U	0.17	J
EPA TO-15	1,4-Dioxane	UG/M3	0.8	U	0.78	U	0.7	U	0.77	U	0.88	U
EPA TO-15	2-Butanone	UG/M3	6		2.6		5.6		3.9		5.7	
EPA TO-15	2-Hexanone	UG/M3	0.86		0.24	J	0.82		0.64	J	1	
EPA TO-15	2-Propanol	UG/M3	0.91	J	1.5	J	0.78	J	1.2	J	0.41	J
EPA TO-15	4-Ethyltoluene	UG/M3	0.8	U	0.78	U	0.16	J	0.77	U	0.88	U

TABLE 2 - SUMMARY OF ANALYTICAL RESULTS
DATA USABILITY SUMMARY REPORT
SVI MONITORING – FEBRUARY and MARCH 2020 SAMPLING
LOCKHEED MARTIN CORPORATION
FORMER UNISYS FACILITY -- GREAT NECK
LAKE SUCCESS, NEW YORK

		SDG	P2001315		P2001315		P2001315		P2001315		P2001315	
		Location	VP-1-10		VP-1-20		VP-1-30		VP-1-5		VP-101-27	
		Sample Date	2/28/2020		2/28/2020		2/28/2020		2/28/2020		2/27/2020	
		Sample ID	VP-1-10		VP-1-20		VP-1-30		VP-1-5		VP-101-27	
		QC Code	FS		FS		FS		FS		FS	
Method	Parameter	Unit	Final Result	Final Qualifier	Final Result	Final Qualifier	Final Result	Final Qualifier	Final Result	Final Qualifier	Final Result	Final Qualifier
EPA TO-15	4-Methyl-2-pentanone	UG/M3	0.79	U	0.76	U	0.69	U	0.76	U	0.86	U
EPA TO-15	Acetic acid, methyl ester	UG/M3	0.75	U	0.72	U	0.65	U	0.72	U	0.82	U
EPA TO-15	Acetone	UG/M3	95		66		74		77		89	
EPA TO-15	Allyl chloride	UG/M3	0.8	U	0.78	U	0.7	U	0.77	U	0.88	U
EPA TO-15	Benzene	UG/M3	0.12	J	0.68	J	0.28	J	0.76	U	0.13	J
EPA TO-15	Bromodichloromethane	UG/M3	0.8	U	0.78	U	0.7	U	0.77	U	0.88	U
EPA TO-15	Bromoform	UG/M3	0.8	U	0.78	U	0.15	J	0.77	U	0.88	U
EPA TO-15	Bromomethane	UG/M3	0.8	U	0.78	U	0.7	U	0.77	U	0.88	U
EPA TO-15	Carbon disulfide	UG/M3	0.24	J	1.6	U	0.24	J	26		0.7	J
EPA TO-15	Carbon tetrachloride	UG/M3	0.35		0.39		0.32		0.33		0.49	
EPA TO-15	Chlorobenzene	UG/M3	0.8	U	0.78	U	0.11	J	0.77	U	0.88	U
EPA TO-15	Chlorodifluoromethane	UG/M3	0.75	U	0.72	U	0.65	U	0.72	U	0.82	U
EPA TO-15	Chloroethane	UG/M3	0.8	U	0.78	U	0.7	U	0.77	U	0.88	U
EPA TO-15	Chloroform	UG/M3	0.27	J	0.78	U	0.4	J	0.29	J	0.62	J
EPA TO-15	Chloromethane	UG/M3	0.79	U	0.29	J	0.69	U	0.76	U	0.86	U
EPA TO-15	cis-1,2-Dichloroethene	UG/M3	0.16	U	0.16	U	0.14	U	0.16	U	0.18	U
EPA TO-15	cis-1,3-Dichloropropene	UG/M3	0.77	U	0.75	U	0.68	U	0.74	U	0.85	U
EPA TO-15	Cyclohexane	UG/M3	1.6	U	1.6	U	1.4	U	1.6	U	1.8	U
EPA TO-15	Dibromochloromethane	UG/M3	0.8	U	0.78	U	0.7	U	0.77	U	0.88	U
EPA TO-15	Dichlorodifluoromethane	UG/M3	2.1		2.3		4.9		2.1		2.4	
EPA TO-15	Difluoroethane	UG/M3	0.75	U	0.72	U	0.65	U	0.72	U	0.82	U
EPA TO-15	Ethylbenzene	UG/M3	0.8	U	0.34	J	0.16	J	0.77	U	0.88	U
EPA TO-15	Freon 115	UG/M3	0.75	U	0.72	U	0.65	U	0.72	U	0.82	U
EPA TO-15	Freon 123	UG/M3	0.75	U	0.72	U	0.65	U	0.72	U	0.82	U

TABLE 2 - SUMMARY OF ANALYTICAL RESULTS
DATA USABILITY SUMMARY REPORT
SVI MONITORING – FEBRUARY and MARCH 2020 SAMPLING
LOCKHEED MARTIN CORPORATION
FORMER UNISYS FACILITY -- GREAT NECK
LAKE SUCCESS, NEW YORK

		SDG	P2001315		P2001315		P2001315		P2001315		P2001315	
		Location	VP-1-10		VP-1-20		VP-1-30		VP-1-5		VP-101-27	
		Sample Date	2/28/2020		2/28/2020		2/28/2020		2/28/2020		2/27/2020	
		Sample ID	VP-1-10		VP-1-20		VP-1-30		VP-1-5		VP-101-27	
		QC Code	FS		FS		FS		FS		FS	
Method	Parameter	Unit	Final Result	Final Qualifier	Final Result	Final Qualifier	Final Result	Final Qualifier	Final Result	Final Qualifier	Final Result	Final Qualifier
EPA TO-15	Hexachlorobutadiene	UG/M3	0.79	U	0.76	U	0.69	U	0.76	U	0.86	U
EPA TO-15	Hexane	UG/M3	0.8	U	0.42	J	0.7	U	0.77	U	0.88	U
EPA TO-15	Isopropylbenzene	UG/M3	0.8	U	0.78	U	0.7	U	0.77	U	0.88	U
EPA TO-15	Methyl cyclohexane	UG/M3	0.75	U	0.72	U	0.65	U	0.72	U	0.82	U
EPA TO-15	Methyl Tertbutyl Ether	UG/M3	0.8	UJ	0.78	UJ	0.7	UJ	0.77	UJ	0.88	UJ
EPA TO-15	Methylene chloride	UG/M3	0.79	U	0.33	J	0.69	U	0.76	U	0.86	U
EPA TO-15	Styrene	UG/M3	0.79	U	0.76	U	0.24	J	0.76	U	0.86	U
EPA TO-15	Tetrachloroethene	UG/M3	0.3	J	0.1	J	14		0.32	J	31	
EPA TO-15	Toluene	UG/M3	0.25	J	1		0.42	J	0.18	J	0.39	J
EPA TO-15	trans-1,2-Dichloroethene	UG/M3	0.8	U	0.78	U	0.7	U	0.77	U	0.88	U
EPA TO-15	trans-1,3-Dichloropropene	UG/M3	0.79	U	0.76	U	0.69	U	0.76	U	0.86	U
EPA TO-15	Trichloroethene	UG/M3	2.4		0.16	U	140		4.6		37	
EPA TO-15	Trichlorofluoromethane	UG/M3	1.2		1.2		1.8		1.2		3.9	
EPA TO-15	Vinyl chloride	UG/M3	0.16	U	0.16	U	0.14	U	0.16	U	0.18	U
EPA TO-15	Xylene, o	UG/M3	0.8	U	0.39	J	0.19	J	0.77	U	0.88	U
EPA TO-15	Xylenes (m&p)	UG/M3	0.34	J	1.2	J	0.54	J	0.21	J	0.37	J

TABLE 2 - SUMMARY OF ANALYTICAL RESULTS
DATA USABILITY SUMMARY REPORT
SVI MONITORING – FEBRUARY and MARCH 2020 SAMPLING
LOCKHEED MARTIN CORPORATION
FORMER UNISYS FACILITY -- GREAT NECK
LAKE SUCCESS, NEW YORK

		SDG	P2001315		P2001315		P2001315		P2001315		P2001315	
		Location	VP-108-10		VP-108-20		VP-108-29.5		VP-108-29.5		VP-108-5	
		Sample Date	2/28/2020		2/28/2020		2/28/2020		2/28/2020		2/28/2020	
		Sample ID	VP-108-10		VP-108-20		VP-108-100		VP-108-29.5		VP-108-5	
		QC Code	FS		FS		FD		FS		FS	
Method	Parameter	Unit	Final Result	Final Qualifier	Final Result	Final Qualifier	Final Result	Final Qualifier	Final Result	Final Qualifier	Final Result	Final Qualifier
EPA TO-15	1,1,1-Trichloroethane	UG/M3	0.73	U	0.77	U	500	U	500	U	0.74	U
EPA TO-15	1,1,2,2-Tetrachloroethane	UG/M3	0.73	U	0.77	U	500	U	500	U	0.74	U
EPA TO-15	1,1,2-Trichloro-1,2,2-Trifluoroethane	UG/M3	0.57	J	1.8		2,200		2,300		0.54	J
EPA TO-15	1,1,2-Trichloroethane	UG/M3	0.73	U	0.77	U	500	U	500	U	0.74	U
EPA TO-15	1,1-Dichloroethane	UG/M3	0.74	U	0.79	U	510	U	510	U	0.75	U
EPA TO-15	1,1-Dichloroethene	UG/M3	0.15	U	0.16	U	100	U	100	U	0.15	U
EPA TO-15	1,2,4-Trichlorobenzene	UG/M3	0.73	U	0.77	U	500	U	500	U	0.74	U
EPA TO-15	1,2,4-Trimethylbenzene	UG/M3	0.17	J	0.19	J	500	U	500	U	0.17	J
EPA TO-15	1,2-Dibromo-3-chloropropane	UG/M3	0.72	U	0.76	U	490	U	490	U	0.73	U
EPA TO-15	1,2-Dibromoethane	UG/M3	0.73	U	0.77	U	500	U	500	U	0.74	U
EPA TO-15	1,2-Dichloro-1,1,2,2-tetrafluoroethane	UG/M3	0.72	U	0.76	U	490	U	490	U	0.73	U
EPA TO-15	1,2-Dichlorobenzene	UG/M3	0.73	U	0.77	U	500	U	500	U	0.74	U
EPA TO-15	1,2-Dichloroethane	UG/M3	0.73	U	0.77	U	500	U	500	U	0.74	U
EPA TO-15	1,2-Dichloroethene (total)	UG/M3	0.13	J	12		9,200		9,700		0.15	J
EPA TO-15	1,2-Dichloropropane	UG/M3	0.73	U	0.77	U	500	U	500	U	0.74	U
EPA TO-15	1,3,5-Trimethylbenzene	UG/M3	0.72	U	0.76	U	490	U	490	U	0.73	U
EPA TO-15	1,3-Butadiene	UG/M3	0.72	U	0.76	U	490	U	490	U	0.13	J
EPA TO-15	1,3-Dichlorobenzene	UG/M3	0.73	U	0.77	U	500	U	500	U	0.74	U
EPA TO-15	1,4-Dichlorobenzene	UG/M3	0.73	U	0.77	U	500	U	500	U	0.74	U
EPA TO-15	1,4-Dioxane	UG/M3	0.73	U	0.77	U	500	U	500	U	0.74	U
EPA TO-15	2-Butanone	UG/M3	3.4		2.9		1,000	U	1,000	U	3.1	
EPA TO-15	2-Hexanone	UG/M3	0.58	J	0.5	J	500	U	500	U	0.32	J
EPA TO-15	2-Propanol	UG/M3	2.8	U	0.33	J	2,000	U	1,900	U	0.62	J
EPA TO-15	4-Ethyltoluene	UG/M3	0.73	U	0.77	U	500	U	500	U	0.74	U

TABLE 2 - SUMMARY OF ANALYTICAL RESULTS
DATA USABILITY SUMMARY REPORT
SVI MONITORING – FEBRUARY and MARCH 2020 SAMPLING
LOCKHEED MARTIN CORPORATION
FORMER UNISYS FACILITY -- GREAT NECK
LAKE SUCCESS, NEW YORK

		SDG	P2001315		P2001315		P2001315		P2001315		P2001315	
		Location	VP-108-10		VP-108-20		VP-108-29.5		VP-108-29.5		VP-108-5	
		Sample Date	2/28/2020		2/28/2020		2/28/2020		2/28/2020		2/28/2020	
		Sample ID	VP-108-10		VP-108-20		VP-108-100		VP-108-29.5		VP-108-5	
		QC Code	FS		FS		FD		FS		FS	
Method	Parameter	Unit	Final Result	Final Qualifier	Final Result	Final Qualifier	Final Result	Final Qualifier	Final Result	Final Qualifier	Final Result	Final Qualifier
EPA TO-15	4-Methyl-2-pentanone	UG/M3	0.72	U	0.76	U	490	U	490	U	0.73	U
EPA TO-15	Acetic acid, methyl ester	UG/M3	0.68	U	0.72	U	470	U	460	U	0.69	U
EPA TO-15	Acetone	UG/M3	83		78		4,900	U	4,900	U	90	
EPA TO-15	Allyl chloride	UG/M3	0.73	U	0.77	U	500	U	500	U	0.74	U
EPA TO-15	Benzene	UG/M3	0.72	U	0.41	J	490	U	490	U	0.11	J
EPA TO-15	Bromodichloromethane	UG/M3	0.73	U	0.77	U	500	U	500	U	0.74	U
EPA TO-15	Bromoform	UG/M3	0.73	U	0.77	U	500	U	500	U	0.74	U
EPA TO-15	Bromomethane	UG/M3	0.73	U	0.77	U	500	U	500	U	0.74	U
EPA TO-15	Carbon disulfide	UG/M3	1.5	U	1.6	U	1,000	U	1,000	U	0.23	J
EPA TO-15	Carbon tetrachloride	UG/M3	0.38		0.38		93	U	92	U	0.37	
EPA TO-15	Chlorobenzene	UG/M3	0.73	U	0.77	U	500	U	500	U	0.74	U
EPA TO-15	Chlorodifluoromethane	UG/M3	0.68	U	0.72	U	470	U	460	U	0.69	U
EPA TO-15	Chloroethane	UG/M3	0.73	U	0.77	U	500	U	500	U	0.74	U
EPA TO-15	Chloroform	UG/M3	0.26	J	0.28	J	500	U	500	U	0.15	J
EPA TO-15	Chloromethane	UG/M3	0.72	U	0.76	U	490	U	490	U	0.73	U
EPA TO-15	cis-1,2-Dichloroethene	UG/M3	0.13	J	12		9,100		9,600		0.15	
EPA TO-15	cis-1,3-Dichloropropene	UG/M3	0.7	U	0.74	U	490	U	480	U	0.71	U
EPA TO-15	Cyclohexane	UG/M3	1.5	U	1.6	U	1,000	U	1,000	U	1.5	U
EPA TO-15	Dibromochloromethane	UG/M3	0.73	U	0.77	U	500	U	500	U	0.74	U
EPA TO-15	Dichlorodifluoromethane	UG/M3	2.3		2.3		490	U	490	U	2.3	
EPA TO-15	Difluoroethane	UG/M3	0.68	U	0.72	U	470	U	460	U	0.69	U
EPA TO-15	Ethylbenzene	UG/M3	0.73	U	0.77	U	500	U	500	U	0.74	U
EPA TO-15	Freon 115	UG/M3	0.68	U	0.72	U	470	U	460	U	0.69	U
EPA TO-15	Freon 123	UG/M3	0.68	U	0.72	U	470	U	460	U	0.69	U

TABLE 2 - SUMMARY OF ANALYTICAL RESULTS
DATA USABILITY SUMMARY REPORT
SVI MONITORING – FEBRUARY and MARCH 2020 SAMPLING
LOCKHEED MARTIN CORPORATION
FORMER UNISYS FACILITY -- GREAT NECK
LAKE SUCCESS, NEW YORK

		SDG	P2001315		P2001315		P2001315		P2001315		P2001315	
		Location	VP-108-10		VP-108-20		VP-108-29.5		VP-108-29.5		VP-108-5	
		Sample Date	2/28/2020		2/28/2020		2/28/2020		2/28/2020		2/28/2020	
		Sample ID	VP-108-10		VP-108-20		VP-108-100		VP-108-29.5		VP-108-5	
		QC Code	FS		FS		FD		FS		FS	
Method	Parameter	Unit	Final Result	Final Qualifier	Final Result	Final Qualifier	Final Result	Final Qualifier	Final Result	Final Qualifier	Final Result	Final Qualifier
EPA TO-15	Hexachlorobutadiene	UG/M3	0.72	U	0.76	U	490	U	490	U	0.73	U
EPA TO-15	Hexane	UG/M3	0.73	U	0.77	U	500	U	500	U	0.74	U
EPA TO-15	Isopropylbenzene	UG/M3	0.73	U	0.77	U	500	U	500	U	0.74	U
EPA TO-15	Methyl cyclohexane	UG/M3	0.68	U	0.72	U	470	U	460	U	0.69	U
EPA TO-15	Methyl Tertbutyl Ether	UG/M3	0.73	UJ	0.77	UJ	500	UJ	500	UJ	0.74	UJ
EPA TO-15	Methylene chloride	UG/M3	0.72	U	0.76	U	490	U	490	U	0.73	U
EPA TO-15	Styrene	UG/M3	0.72	U	0.76	U	490	U	490	U	0.73	U
EPA TO-15	Tetrachloroethene	UG/M3	3.5		32		93,000		95,000		0.95	
EPA TO-15	Toluene	UG/M3	0.24	J	0.22	J	500	U	500	U	2	
EPA TO-15	trans-1,2-Dichloroethene	UG/M3	0.73	U	0.12	J	82	J	88	J	0.74	U
EPA TO-15	trans-1,3-Dichloropropene	UG/M3	0.72	U	0.76	U	490	U	490	U	0.73	U
EPA TO-15	Trichloroethene	UG/M3	2.6		9.5		3,000		3,100		0.54	
EPA TO-15	Trichlorofluoromethane	UG/M3	1.2		1.3		490	U	490	U	1.3	
EPA TO-15	Vinyl chloride	UG/M3	0.15	U	0.16	U	100	U	100	U	0.15	U
EPA TO-15	Xylene, o	UG/M3	0.73	U	0.77	U	500	U	500	U	0.11	J
EPA TO-15	Xylenes (m&p)	UG/M3	0.19	J	0.22	J	1,000	U	1,000	U	0.28	J

TABLE 2 - SUMMARY OF ANALYTICAL RESULTS
DATA USABILITY SUMMARY REPORT
SVI MONITORING – FEBRUARY and MARCH 2020 SAMPLING
LOCKHEED MARTIN CORPORATION
FORMER UNISYS FACILITY -- GREAT NECK
LAKE SUCCESS, NEW YORK

		SDG	P2001315		P2001315		P2001315		P2001315		P2001315	
		Location	VP-108D-50.5		VP-108D-60		VP-108D-70		VP-2-10		VP-2-20	
		Sample Date	2/28/2020		2/28/2020		2/28/2020		2/28/2020		2/28/2020	
		Sample ID	VP-108D-50.5		VP-108D-60		VP-108D-70		VP-2-10		VP-2-20	
		QC Code	FS		FS		FS		FS		FS	
Method	Parameter	Unit	Final Result	Final Qualifier	Final Result	Final Qualifier	Final Result	Final Qualifier	Final Result	Final Qualifier	Final Result	Final Qualifier
EPA TO-15	1,1,1-Trichloroethane	UG/M3	0.71	J	6		2.6		3.5		1.2	
EPA TO-15	1,1,2,2-Tetrachloroethane	UG/M3	3.6	U	1.6	U	0.82	U	0.82	U	0.8	U
EPA TO-15	1,1,2-Trichloro-1,2,2-Trifluoroethane	UG/M3	65		820		410		1.1		1.5	
EPA TO-15	1,1,2-Trichloroethane	UG/M3	3.6	U	1.6	U	0.82	U	0.82	U	0.8	U
EPA TO-15	1,1-Dichloroethane	UG/M3	3.7	U	0.98	J	0.83	U	3.8		0.39	J
EPA TO-15	1,1-Dichloroethene	UG/M3	13		28		4.6		3.3		0.19	
EPA TO-15	1,2,4-Trichlorobenzene	UG/M3	3.6	U	1.6	U	0.82	U	0.82	U	0.8	U
EPA TO-15	1,2,4-Trimethylbenzene	UG/M3	13		1.3	J	1.3		0.13	J	0.14	J
EPA TO-15	1,2-Dibromo-3-chloropropane	UG/M3	3.6	U	1.5	U	0.8	U	0.8	U	0.78	U
EPA TO-15	1,2-Dibromoethane	UG/M3	3.6	U	1.6	U	0.82	U	0.82	U	0.8	U
EPA TO-15	1,2-Dichloro-1,1,2,2-tetrafluoroethane	UG/M3	3.6	U	0.85	J	0.52	J	0.8	U	0.78	U
EPA TO-15	1,2-Dichlorobenzene	UG/M3	4.3		1.5	J	0.52	J	0.82	U	0.8	U
EPA TO-15	1,2-Dichloroethane	UG/M3	3.6	U	1.6	U	0.82	U	0.82	U	0.8	U
EPA TO-15	1,2-Dichloroethene (total)	UG/M3	1,900		2,100		290		1,100		76	
EPA TO-15	1,2-Dichloropropane	UG/M3	3.6	U	1.6	U	0.82	U	0.82	U	0.8	U
EPA TO-15	1,3,5-Trimethylbenzene	UG/M3	3.1	J	1.5	U	0.19	J	0.8	U	0.78	U
EPA TO-15	1,3-Butadiene	UG/M3	3.6	U	0.25	J	0.26	J	0.13	J	0.78	U
EPA TO-15	1,3-Dichlorobenzene	UG/M3	3.6	U	1.6	U	0.82	U	0.82	U	0.8	U
EPA TO-15	1,4-Dichlorobenzene	UG/M3	1.1	J	0.42	J	0.19	J	0.82	U	0.8	U
EPA TO-15	1,4-Dioxane	UG/M3	3.6	U	1.6	U	0.82	U	0.82	U	0.8	U
EPA TO-15	2-Butanone	UG/M3	3.3	J	4.5		5		7.3		3.8	
EPA TO-15	2-Hexanone	UG/M3	3.6	U	0.71	J	0.83		1.1		0.61	J
EPA TO-15	2-Propanol	UG/M3	14	U	1.1	J	0.41	J	0.72	J	0.51	J
EPA TO-15	4-Ethyltoluene	UG/M3	5.1		0.86	J	0.82		0.82	U	0.8	U

TABLE 2 - SUMMARY OF ANALYTICAL RESULTS
DATA USABILITY SUMMARY REPORT
SVI MONITORING – FEBRUARY and MARCH 2020 SAMPLING
LOCKHEED MARTIN CORPORATION
FORMER UNISYS FACILITY -- GREAT NECK
LAKE SUCCESS, NEW YORK

		SDG	P2001315		P2001315		P2001315		P2001315		P2001315	
		Location	VP-108D-50.5		VP-108D-60		VP-108D-70		VP-2-10		VP-2-20	
		Sample Date	2/28/2020		2/28/2020		2/28/2020		2/28/2020		2/28/2020	
		Sample ID	VP-108D-50.5		VP-108D-60		VP-108D-70		VP-2-10		VP-2-20	
		QC Code	FS		FS		FS		FS		FS	
Method	Parameter	Unit	Final Result	Final Qualifier	Final Result	Final Qualifier	Final Result	Final Qualifier	Final Result	Final Qualifier	Final Result	Final Qualifier
EPA TO-15	4-Methyl-2-pentanone	UG/M3	3.6	U	1.5	U	0.8	U	0.8	U	0.78	U
EPA TO-15	Acetic acid, methyl ester	UG/M3	3.4	U	1.4	U	0.76	U	0.76	U	0.74	U
EPA TO-15	Acetone	UG/M3	93		84		110		100		68	
EPA TO-15	Allyl chloride	UG/M3	3.6	U	1.6	U	0.82	U	0.82	U	0.8	U
EPA TO-15	Benzene	UG/M3	0.67	J	0.65	J	0.15	J	0.26	J	0.32	J
EPA TO-15	Bromodichloromethane	UG/M3	3.6	U	1.6	U	0.82	U	0.82	U	0.8	U
EPA TO-15	Bromoform	UG/M3	3.6	U	1.6	U	0.82	U	0.82	U	0.8	U
EPA TO-15	Bromomethane	UG/M3	3.6	U	1.6	U	0.82	U	0.82	U	0.8	U
EPA TO-15	Carbon disulfide	UG/M3	7.4	U	0.68	J	1	J	0.9	J	0.43	J
EPA TO-15	Carbon tetrachloride	UG/M3	0.67	U	0.33		0.29		0.24		0.25	
EPA TO-15	Chlorobenzene	UG/M3	3.6	U	1.6	U	0.82	U	0.82	U	0.8	U
EPA TO-15	Chlorodifluoromethane	UG/M3	2.2	J	6.5		1.5		0.76	U	0.74	U
EPA TO-15	Chloroethane	UG/M3	3.6	U	1.6	U	0.82	U	0.82	U	0.8	U
EPA TO-15	Chloroform	UG/M3	0.7	J	0.95	J	0.91		0.68	J	0.44	J
EPA TO-15	Chloromethane	UG/M3	3.6	U	1.7		0.8	U	0.8	U	0.78	U
EPA TO-15	cis-1,2-Dichloroethene	UG/M3	1,900		2,100		290		1,100		75	
EPA TO-15	cis-1,3-Dichloropropene	UG/M3	3.5	U	1.5	U	0.79	U	0.79	U	0.77	U
EPA TO-15	Cyclohexane	UG/M3	7.4	U	3.2	U	1.7	U	1.7	U	1.6	U
EPA TO-15	Dibromochloromethane	UG/M3	3.6	U	1.6	U	0.82	U	0.82	U	0.8	U
EPA TO-15	Dichlorodifluoromethane	UG/M3	2.5	J	6.9		9		2.1		2	
EPA TO-15	Difluoroethane	UG/M3	3.4	U	1.4	U	0.76	U	0.76	U	0.74	U
EPA TO-15	Ethylbenzene	UG/M3	19		5.5		5.5		0.82	U	0.8	U
EPA TO-15	Freon 115	UG/M3	3.4	U	1.4	U	0.76	U	0.76	U	0.74	U
EPA TO-15	Freon 123	UG/M3	3.4	U	2.5		3.5		0.76	U	0.74	U

TABLE 2 - SUMMARY OF ANALYTICAL RESULTS
DATA USABILITY SUMMARY REPORT
SVI MONITORING – FEBRUARY and MARCH 2020 SAMPLING
LOCKHEED MARTIN CORPORATION
FORMER UNISYS FACILITY -- GREAT NECK
LAKE SUCCESS, NEW YORK

		SDG	P2001315		P2001315		P2001315		P2001315		P2001315	
		Location	VP-108D-50.5		VP-108D-60		VP-108D-70		VP-2-10		VP-2-20	
		Sample Date	2/28/2020		2/28/2020		2/28/2020		2/28/2020		2/28/2020	
		Sample ID	VP-108D-50.5		VP-108D-60		VP-108D-70		VP-2-10		VP-2-20	
		QC Code	FS		FS		FS		FS		FS	
Method	Parameter	Unit	Final Result	Final Qualifier	Final Result	Final Qualifier	Final Result	Final Qualifier	Final Result	Final Qualifier	Final Result	Final Qualifier
EPA TO-15	Hexachlorobutadiene	UG/M3	3.6	U	1.5	U	0.8	U	0.8	U	0.78	U
EPA TO-15	Hexane	UG/M3	1.5	J	0.65	J	0.71	J	0.21	J	0.8	U
EPA TO-15	Isopropylbenzene	UG/M3	3.6	U	1.6	U	0.82	U	0.82	U	0.8	U
EPA TO-15	Methyl cyclohexane	UG/M3	3.4	U	1.4	U	0.76	U	0.76	U	0.74	U
EPA TO-15	Methyl Tertbutyl Ether	UG/M3	3.6	UJ	1.6	UJ	0.82	UJ	0.82	UJ	0.8	UJ
EPA TO-15	Methylene chloride	UG/M3	3.6	U	1.5	U	0.29	J	0.8	U	0.78	U
EPA TO-15	Styrene	UG/M3	3.6	U	1.5	U	0.8	U	0.8	U	0.78	U
EPA TO-15	Tetrachloroethene	UG/M3	250		67		48		500		81	
EPA TO-15	Toluene	UG/M3	140		79		61		0.24	J	0.63	J
EPA TO-15	trans-1,2-Dichloroethene	UG/M3	4.2		6.9		1.3		2.2		0.29	J
EPA TO-15	trans-1,3-Dichloropropene	UG/M3	3.6	U	1.5	U	0.8	U	0.8	U	0.78	U
EPA TO-15	Trichloroethene	UG/M3	280		130		34		150		70	
EPA TO-15	Trichlorofluoromethane	UG/M3	1.6	J	9.7		13		1.2		1.3	
EPA TO-15	Vinyl chloride	UG/M3	0.61	J	0.46		0.21		5.9		2	
EPA TO-15	Xylene, o	UG/M3	13		2.5		2.6		0.82	U	0.8	U
EPA TO-15	Xylenes (m&p)	UG/M3	110		35		33		1.7	U	0.28	J

TABLE 2 - SUMMARY OF ANALYTICAL RESULTS
DATA USABILITY SUMMARY REPORT
SVI MONITORING – FEBRUARY and MARCH 2020 SAMPLING
LOCKHEED MARTIN CORPORATION
FORMER UNISYS FACILITY -- GREAT NECK
LAKE SUCCESS, NEW YORK

		SDG	P2001315		P2001315		P2001315		P2001315		P2001315	
		Location	VP-2-30		VP-2-5		VP-5-10		VP-5-20		VP-5-30	
		Sample Date	2/28/2020		2/28/2020		2/28/2020		2/28/2020		2/29/2020	
		Sample ID	VP-2-30		VP-2-5		VP-5-10		VP-5-20		VP-5-30	
		QC Code	FS		FS		FS		FS		FS	
Method	Parameter	Unit	Final Result	Final Qualifier	Final Result	Final Qualifier	Final Result	Final Qualifier	Final Result	Final Qualifier	Final Result	Final Qualifier
EPA TO-15	1,1,1-Trichloroethane	UG/M3	0.13	J	0.26	J	0.26	J	0.29	J	0.61	J
EPA TO-15	1,1,2,2-Tetrachloroethane	UG/M3	0.77	U	0.79	U	0.72	U	0.74	U	0.8	U
EPA TO-15	1,1,2-Trichloro-1,2,2-Trifluoroethane	UG/M3	5.1		0.65	J	0.86		1.2		2	
EPA TO-15	1,1,2-Trichloroethane	UG/M3	0.77	U	0.79	U	0.72	U	0.74	U	0.8	U
EPA TO-15	1,1-Dichloroethane	UG/M3	0.79	U	0.81	U	0.73	U	0.75	U	0.81	U
EPA TO-15	1,1-Dichloroethene	UG/M3	0.16	U	0.16	U	0.15	U	0.15	U	0.16	U
EPA TO-15	1,2,4-Trichlorobenzene	UG/M3	0.77	U	0.79	U	0.72	U	0.74	U	0.8	U
EPA TO-15	1,2,4-Trimethylbenzene	UG/M3	0.25	J	0.93		0.18	J	0.16	J	0.12	J
EPA TO-15	1,2-Dibromo-3-chloropropane	UG/M3	0.76	U	0.78	U	0.7	U	0.73	U	0.78	U
EPA TO-15	1,2-Dibromoethane	UG/M3	0.77	U	0.79	U	0.72	U	0.74	U	0.8	U
EPA TO-15	1,2-Dichloro-1,1,2,2-tetrafluoroethane	UG/M3	0.76	U	0.78	U	0.7	U	0.73	U	0.78	U
EPA TO-15	1,2-Dichlorobenzene	UG/M3	0.77	U	0.79	U	0.72	U	0.74	U	0.8	U
EPA TO-15	1,2-Dichloroethane	UG/M3	0.77	U	0.79	U	0.72	U	0.74	U	0.8	U
EPA TO-15	1,2-Dichloroethene (total)	UG/M3	10		0.25	J	0.72	U	0.58	J	1	
EPA TO-15	1,2-Dichloropropane	UG/M3	0.77	U	0.79	U	0.72	U	0.74	U	0.8	U
EPA TO-15	1,3,5-Trimethylbenzene	UG/M3	0.76	U	0.26	J	0.7	U	0.73	U	0.78	U
EPA TO-15	1,3-Butadiene	UG/M3	0.76	U	0.17	J	0.7	U	0.13	J	0.78	U
EPA TO-15	1,3-Dichlorobenzene	UG/M3	0.77	U	1.2		0.72	U	0.74	U	0.8	U
EPA TO-15	1,4-Dichlorobenzene	UG/M3	0.77	U	0.17	J	0.72	U	0.74	U	0.8	U
EPA TO-15	1,4-Dioxane	UG/M3	0.77	U	0.79	U	0.72	U	0.74	U	0.8	U
EPA TO-15	2-Butanone	UG/M3	5.6		8.9		5.1		3.4		1.2	J
EPA TO-15	2-Hexanone	UG/M3	0.66	J	1.5		0.85		0.46	J	0.8	U
EPA TO-15	2-Propanol	UG/M3	1.5	J	0.93	J	0.54	J	0.36	J	0.44	J
EPA TO-15	4-Ethyltoluene	UG/M3	0.77	U	0.25	J	0.72	U	0.74	U	0.8	U

TABLE 2 - SUMMARY OF ANALYTICAL RESULTS
DATA USABILITY SUMMARY REPORT
SVI MONITORING – FEBRUARY and MARCH 2020 SAMPLING
LOCKHEED MARTIN CORPORATION
FORMER UNISYS FACILITY -- GREAT NECK
LAKE SUCCESS, NEW YORK

		SDG	P2001315		P2001315		P2001315		P2001315		P2001315	
		Location	VP-2-30		VP-2-5		VP-5-10		VP-5-20		VP-5-30	
		Sample Date	2/28/2020		2/28/2020		2/28/2020		2/28/2020		2/29/2020	
		Sample ID	VP-2-30		VP-2-5		VP-5-10		VP-5-20		VP-5-30	
		QC Code	FS		FS		FS		FS		FS	
Method	Parameter	Unit	Final Result	Final Qualifier	Final Result	Final Qualifier	Final Result	Final Qualifier	Final Result	Final Qualifier	Final Result	Final Qualifier
EPA TO-15	4-Methyl-2-pentanone	UG/M3	0.76	U	2.8		0.2	J	0.73	U	0.78	U
EPA TO-15	Acetic acid, methyl ester	UG/M3	0.72	U	0.74	U	0.67	U	0.69	U	0.74	U
EPA TO-15	Acetone	UG/M3	120		140		99		79		20	
EPA TO-15	Allyl chloride	UG/M3	0.77	U	0.79	U	0.72	U	0.74	U	0.8	U
EPA TO-15	Benzene	UG/M3	0.65	J	0.43	J	0.14	J	0.32	J	0.26	J
EPA TO-15	Bromodichloromethane	UG/M3	0.77	U	0.79	U	0.72	U	0.74	U	0.8	U
EPA TO-15	Bromoform	UG/M3	0.77	U	0.79	U	0.72	U	0.74	U	0.8	U
EPA TO-15	Bromomethane	UG/M3	0.77	U	0.79	U	0.72	U	0.74	U	0.8	U
EPA TO-15	Carbon disulfide	UG/M3	1.6	U	1.7		0.6	J	0.33	J	1.6	U
EPA TO-15	Carbon tetrachloride	UG/M3	0.4		0.37		0.13	U	0.12	J	0.15	U
EPA TO-15	Chlorobenzene	UG/M3	0.77	U	0.79	U	0.72	U	0.74	U	0.8	U
EPA TO-15	Chlorodifluoromethane	UG/M3	0.72	U	0.74	U	0.67	U	0.69	U	0.74	U
EPA TO-15	Chloroethane	UG/M3	0.77	U	0.79	U	0.72	U	0.74	U	0.8	U
EPA TO-15	Chloroform	UG/M3	0.15	J	0.2	J	0.34	J	1.7		2.5	
EPA TO-15	Chloromethane	UG/M3	0.31	J	0.78	U	0.7	U	0.73	U	0.78	U
EPA TO-15	cis-1,2-Dichloroethene	UG/M3	10		0.25		0.15	U	0.47		0.85	
EPA TO-15	cis-1,3-Dichloropropene	UG/M3	0.74	U	0.76	U	0.69	U	0.71	U	0.77	U
EPA TO-15	Cyclohexane	UG/M3	1.6	U	1.6	U	1.5	U	1.5	U	1.6	U
EPA TO-15	Dibromochloromethane	UG/M3	0.77	U	0.79	U	0.72	U	0.74	U	0.8	U
EPA TO-15	Dichlorodifluoromethane	UG/M3	2.2		2.2		2.3		5.2		7.6	
EPA TO-15	Difluoroethane	UG/M3	0.72	U	0.74	U	0.67	U	0.69	U	0.74	U
EPA TO-15	Ethylbenzene	UG/M3	0.3	J	0.47	J	0.72	U	0.74	U	0.8	U
EPA TO-15	Freon 115	UG/M3	0.72	U	0.74	U	0.67	U	0.69	U	0.74	U
EPA TO-15	Freon 123	UG/M3	0.72	U	0.74	U	0.67	U	3.9		8.5	

TABLE 2 - SUMMARY OF ANALYTICAL RESULTS
DATA USABILITY SUMMARY REPORT
SVI MONITORING – FEBRUARY and MARCH 2020 SAMPLING
LOCKHEED MARTIN CORPORATION
FORMER UNISYS FACILITY -- GREAT NECK
LAKE SUCCESS, NEW YORK

		SDG	P2001315		P2001315		P2001315		P2001315		P2001315	
		Location	VP-2-30		VP-2-5		VP-5-10		VP-5-20		VP-5-30	
		Sample Date	2/28/2020		2/28/2020		2/28/2020		2/28/2020		2/29/2020	
		Sample ID	VP-2-30		VP-2-5		VP-5-10		VP-5-20		VP-5-30	
		QC Code	FS		FS		FS		FS		FS	
Method	Parameter	Unit	Final Result	Final Qualifier	Final Result	Final Qualifier	Final Result	Final Qualifier	Final Result	Final Qualifier	Final Result	Final Qualifier
EPA TO-15	Hexachlorobutadiene	UG/M3	0.76	U	0.78	U	0.7	U	0.73	U	0.78	U
EPA TO-15	Hexane	UG/M3	0.74	J	0.44	J	0.72	U	0.33	J	0.22	J
EPA TO-15	Isopropylbenzene	UG/M3	0.77	U	0.79	U	0.72	U	0.74	U	0.8	U
EPA TO-15	Methyl cyclohexane	UG/M3	0.72	U	0.74	U	0.67	U	0.69	U	0.74	U
EPA TO-15	Methyl Tertbutyl Ether	UG/M3	0.77	UJ	0.79	UJ	0.72	UJ	0.74	UJ	0.8	UJ
EPA TO-15	Methylene chloride	UG/M3	0.34	J	0.28	J	0.7	U	0.73	U	0.78	U
EPA TO-15	Styrene	UG/M3	0.76	U	0.76	J	0.7	U	0.73	U	0.78	U
EPA TO-15	Tetrachloroethene	UG/M3	38		8.7		52		61		130	
EPA TO-15	Toluene	UG/M3	0.95		3.2		0.25	J	0.33	J	0.45	J
EPA TO-15	trans-1,2-Dichloroethene	UG/M3	0.77	U	0.79	U	0.72	U	0.11	J	0.17	J
EPA TO-15	trans-1,3-Dichloropropene	UG/M3	0.76	U	0.78	U	0.7	U	0.73	U	0.78	U
EPA TO-15	Trichloroethene	UG/M3	21		0.69		0.15	U	79		150	
EPA TO-15	Trichlorofluoromethane	UG/M3	1.3		1.2		1.1		1.7		2.1	
EPA TO-15	Vinyl chloride	UG/M3	0.16	U	0.16	U	0.15	U	0.15	U	0.16	U
EPA TO-15	Xylene, o	UG/M3	0.36	J	0.78	J	0.72	U	0.12	J	0.8	U
EPA TO-15	Xylenes (m&p)	UG/M3	0.89	J	1.9		0.24	J	0.3	J	0.23	J

TABLE 2 - SUMMARY OF ANALYTICAL RESULTS
DATA USABILITY SUMMARY REPORT
SVI MONITORING – FEBRUARY and MARCH 2020 SAMPLING
LOCKHEED MARTIN CORPORATION
FORMER UNISYS FACILITY -- GREAT NECK
LAKE SUCCESS, NEW YORK

		SDG	P2001315		P2001320		P2001320		P2001320		P2001320	
		Location	VP-5-5		FPM-20-5		FPM-20-9.4		LIJ-VP-7		LIJ-VP-7	
		Sample Date	2/28/2020		2/29/2020		2/29/2020		2/29/2020		2/29/2020	
		Sample ID	VP-5-5		FPM-20-5		FPM-20-9.4		LIJ-VP-7-40		LIJ-VP-7-5	
		QC Code	FS		FS		FS		FS		FS	
Method	Parameter	Unit	Final Result	Final Qualifier	Final Result	Final Qualifier	Final Result	Final Qualifier	Final Result	Final Qualifier	Final Result	Final Qualifier
EPA TO-15	1,1,1-Trichloroethane	UG/M3	0.75	U	0.82	U	0.75	U	35	U	0.86	U
EPA TO-15	1,1,2,2-Tetrachloroethane	UG/M3	0.75	U	0.82	U	0.75	U	35	U	0.86	U
EPA TO-15	1,1,2-Trichloro-1,2,2-Trifluoroethane	UG/M3	0.52	J	0.52	J	0.54	J	18	J	0.53	J
EPA TO-15	1,1,2-Trichloroethane	UG/M3	0.75	U	0.82	U	0.75	U	5.3	J	0.86	U
EPA TO-15	1,1-Dichloroethane	UG/M3	0.76	U	0.84	U	0.76	U	35	U	0.87	U
EPA TO-15	1,1-Dichloroethene	UG/M3	0.15	U	0.17	U	0.15	U	7	U	0.17	U
EPA TO-15	1,2,4-Trichlorobenzene	UG/M3	0.75	U	0.82	U	0.75	U	35	U	0.86	U
EPA TO-15	1,2,4-Trimethylbenzene	UG/M3	0.25	J	0.86		0.37	J	35	U	0.98	
EPA TO-15	1,2-Dibromo-3-chloropropane	UG/M3	0.74	U	0.81	U	0.74	U	34	U	0.84	U
EPA TO-15	1,2-Dibromoethane	UG/M3	0.75	U	0.82	U	0.75	U	35	U	0.86	U
EPA TO-15	1,2-Dichloro-1,1,2,2-tetrafluoroethane	UG/M3	0.74	U	0.81	U	0.74	U	34	U	0.84	U
EPA TO-15	1,2-Dichlorobenzene	UG/M3	0.75	U	0.82	U	0.75	U	35	U	0.86	U
EPA TO-15	1,2-Dichloroethane	UG/M3	0.75	U	0.82	U	0.75	U	35	U	0.86	U
EPA TO-15	1,2-Dichloroethene (total)	UG/M3	0.75	U	0.82	U	0.75	U	1,100		0.86	U
EPA TO-15	1,2-Dichloropropane	UG/M3	0.75	U	0.82	U	0.75	U	35	U	0.86	U
EPA TO-15	1,3,5-Trimethylbenzene	UG/M3	0.74	U	0.32	J	0.74	U	34	U	0.18	J
EPA TO-15	1,3-Butadiene	UG/M3	0.14	J	0.81	U	0.74	U	34	U	0.84	U
EPA TO-15	1,3-Dichlorobenzene	UG/M3	0.75	U	0.82	U	0.75	U	35	U	0.86	U
EPA TO-15	1,4-Dichlorobenzene	UG/M3	0.75	U	0.82	U	0.75	U	35	U	0.19	J
EPA TO-15	1,4-Dioxane	UG/M3	0.75	U	0.82	U	0.75	U	35	U	0.22	J
EPA TO-15	2-Butanone	UG/M3	3.2		9.3		0.88	J	70	U	3.3	
EPA TO-15	2-Hexanone	UG/M3	0.38	J	2.2		0.23	J	35	U	0.39	J
EPA TO-15	2-Propanol	UG/M3	0.99	J	110		2.9	U	130	U	16	
EPA TO-15	4-Ethyltoluene	UG/M3	0.75	U	0.43	J	0.75	U	35	U	0.25	J

TABLE 2 - SUMMARY OF ANALYTICAL RESULTS
DATA USABILITY SUMMARY REPORT
SVI MONITORING – FEBRUARY and MARCH 2020 SAMPLING
LOCKHEED MARTIN CORPORATION
FORMER UNISYS FACILITY -- GREAT NECK
LAKE SUCCESS, NEW YORK

		SDG	P2001315		P2001320		P2001320		P2001320		P2001320	
		Location	VP-5-5		FPM-20-5		FPM-20-9.4		LIJ-VP-7		LIJ-VP-7	
		Sample Date	2/28/2020		2/29/2020		2/29/2020		2/29/2020		2/29/2020	
		Sample ID	VP-5-5		FPM-20-5		FPM-20-9.4		LIJ-VP-7-40		LIJ-VP-7-5	
		QC Code	FS		FS		FS		FS		FS	
Method	Parameter	Unit	Final Result	Final Qualifier	Final Result	Final Qualifier	Final Result	Final Qualifier	Final Result	Final Qualifier	Final Result	Final Qualifier
EPA TO-15	4-Methyl-2-pentanone	UG/M3	0.74	U	0.29	J	0.74	U	34	U	0.3	J
EPA TO-15	Acetic acid, methyl ester	UG/M3	0.7	U	0.76	U	0.7	U	32	U	0.8	U
EPA TO-15	Acetone	UG/M3	80		75		6.8	J	340	U	22	
EPA TO-15	Allyl chloride	UG/M3	0.75	U	0.82	U	0.75	U	35	U	0.86	U
EPA TO-15	Benzene	UG/M3	0.69	J	0.7	J	0.19	J	34	U	0.47	J
EPA TO-15	Bromodichloromethane	UG/M3	0.75	U	0.82	U	0.14	J	35	U	0.86	U
EPA TO-15	Bromoform	UG/M3	0.75	U	0.82	U	0.75	U	35	U	0.86	U
EPA TO-15	Bromomethane	UG/M3	0.75	U	0.82	U	0.75	U	35	U	0.86	U
EPA TO-15	Carbon disulfide	UG/M3	1.5	U	0.32	J	1.5	U	70	U	8.5	
EPA TO-15	Carbon tetrachloride	UG/M3	0.39		0.44		0.46		6.4	U	0.48	
EPA TO-15	Chlorobenzene	UG/M3	0.75	U	0.82	U	0.75	U	35	U	0.86	U
EPA TO-15	Chlorodifluoromethane	UG/M3	0.7	U	0.76	U	1.2		32	U	0.8	U
EPA TO-15	Chloroethane	UG/M3	0.75	U	0.82	U	0.75	U	35	U	0.86	U
EPA TO-15	Chloroform	UG/M3	0.75	U	0.28	J	7		44		0.88	
EPA TO-15	Chloromethane	UG/M3	0.25	J	0.5	J	0.74	U	34	U	0.27	J
EPA TO-15	cis-1,2-Dichloroethene	UG/M3	0.15	U	0.17	U	0.15	U	1,100		0.17	U
EPA TO-15	cis-1,3-Dichloropropene	UG/M3	0.72	U	0.79	U	0.72	U	33	U	0.83	U
EPA TO-15	Cyclohexane	UG/M3	1.5	U	0.26	J	0.23	J	70	U	1.7	U
EPA TO-15	Dibromochloromethane	UG/M3	0.75	U	0.82	U	0.75	U	35	U	0.86	U
EPA TO-15	Dichlorodifluoromethane	UG/M3	2.2		2.4		2.4		34	U	2.2	
EPA TO-15	Difluoroethane	UG/M3	0.7	U	4.4		20		32	U	1.2	
EPA TO-15	Ethylbenzene	UG/M3	0.27	J	20		0.22	J	35	U	0.53	J
EPA TO-15	Freon 115	UG/M3	0.7	U	0.76	U	0.7	U	32	U	0.8	U
EPA TO-15	Freon 123	UG/M3	0.7	U	0.76	U	0.7	U	32	U	0.8	U

TABLE 2 - SUMMARY OF ANALYTICAL RESULTS
DATA USABILITY SUMMARY REPORT
SVI MONITORING – FEBRUARY and MARCH 2020 SAMPLING
LOCKHEED MARTIN CORPORATION
FORMER UNISYS FACILITY -- GREAT NECK
LAKE SUCCESS, NEW YORK

		SDG	P2001315		P2001320		P2001320		P2001320		P2001320	
		Location	VP-5-5		FPM-20-5		FPM-20-9.4		LIJ-VP-7		LIJ-VP-7	
		Sample Date	2/28/2020		2/29/2020		2/29/2020		2/29/2020		2/29/2020	
		Sample ID	VP-5-5		FPM-20-5		FPM-20-9.4		LIJ-VP-7-40		LIJ-VP-7-5	
		QC Code	FS		FS		FS		FS		FS	
Method	Parameter	Unit	Final Result	Final Qualifier	Final Result	Final Qualifier	Final Result	Final Qualifier	Final Result	Final Qualifier	Final Result	Final Qualifier
EPA TO-15	Hexachlorobutadiene	UG/M3	0.74	U	0.81	U	0.74	U	34	U	0.84	U
EPA TO-15	Hexane	UG/M3	0.4	J	0.5	J	0.75	U	35	U	0.86	U
EPA TO-15	Isopropylbenzene	UG/M3	0.75	U	0.26	J	0.75	U	35	U	0.86	U
EPA TO-15	Methyl cyclohexane	UG/M3	0.7	U	0.76	U	0.7	U	32	U	0.8	U
EPA TO-15	Methyl Tertbutyl Ether	UG/M3	0.75	UJ	0.82	U	0.75	U	35	U	0.86	U
EPA TO-15	Methylene chloride	UG/M3	0.32	J	0.47	J	0.66	J	34	U	0.51	J
EPA TO-15	Styrene	UG/M3	0.74	U	0.37	J	0.74	U	34	U	0.55	J
EPA TO-15	Tetrachloroethene	UG/M3	0.72	U	0.58	J	3.1		3,600		2.1	
EPA TO-15	Toluene	UG/M3	0.89		0.97		0.25	J	35	U	1.2	
EPA TO-15	trans-1,2-Dichloroethene	UG/M3	0.75	U	0.82	U	0.75	U	12	J	0.86	U
EPA TO-15	trans-1,3-Dichloropropene	UG/M3	0.74	U	0.81	U	0.74	U	34	U	0.84	U
EPA TO-15	Trichloroethene	UG/M3	0.15	U	0.14	J	1.4		4,800		0.4	
EPA TO-15	Trichlorofluoromethane	UG/M3	1.2		1.4		1.5		34	U	1.2	
EPA TO-15	Vinyl chloride	UG/M3	0.15	U	0.17	U	0.15	U	7	U	0.17	U
EPA TO-15	Xylene, o	UG/M3	0.28	J	18		0.25	J	35	U	0.5	J
EPA TO-15	Xylenes (m&p)	UG/M3	0.9	J	74		0.89	J	70	U	1.4	J

TABLE 2 - SUMMARY OF ANALYTICAL RESULTS
DATA USABILITY SUMMARY REPORT
SVI MONITORING – FEBRUARY and MARCH 2020 SAMPLING
LOCKHEED MARTIN CORPORATION
FORMER UNISYS FACILITY -- GREAT NECK
LAKE SUCCESS, NEW YORK

		SDG	P2001320		P2001320		P2001320		P2001320		P2001320	
		Location	LIJ-VP-7		LIJ-VP-7		LIJ-VP-7		LIJ-VP-7		LIJ-VP-7	
		Sample Date	2/29/2020		2/29/2020		2/29/2020		2/29/2020		2/29/2020	
		Sample ID	LIJ-VP-7-50		LIJ-VP-7-10		LIJ-VP-7-100		LIJ-VP-7-30		LIJ-VP-7-20	
		QC Code	FS		FS		FD		FS		FS	
Method	Parameter	Unit	Final Result	Final Qualifier	Final Result	Final Qualifier	Final Result	Final Qualifier	Final Result	Final Qualifier	Final Result	Final Qualifier
EPA TO-15	1,1,1-Trichloroethane	UG/M3	1.1	J	0.87	U	530	U	420	U	35	U
EPA TO-15	1,1,2,2-Tetrachloroethane	UG/M3	8.4	U	0.87	U	530	U	420	U	35	U
EPA TO-15	1,1,2-Trichloro-1,2,2-Trifluoroethane	UG/M3	16		0.8	J	270	J	290	J	120	
EPA TO-15	1,1,2-Trichloroethane	UG/M3	8.4	U	0.87	U	530	U	420	U	35	U
EPA TO-15	1,1-Dichloroethane	UG/M3	8.5	U	0.89	U	540	U	420	U	35	U
EPA TO-15	1,1-Dichloroethene	UG/M3	1.7	U	0.18	U	110	U	85	U	7	U
EPA TO-15	1,2,4-Trichlorobenzene	UG/M3	8.4	U	0.87	U	530	U	420	U	35	U
EPA TO-15	1,2,4-Trimethylbenzene	UG/M3	8.4	U	0.48	J	530	U	420	U	35	U
EPA TO-15	1,2-Dibromo-3-chloropropane	UG/M3	8.2	U	0.86	U	520	U	410	U	34	U
EPA TO-15	1,2-Dibromoethane	UG/M3	8.4	U	0.87	U	530	U	420	U	35	U
EPA TO-15	1,2-Dichloro-1,1,2,2-tetrafluoroethane	UG/M3	8.2	U	0.86	U	520	U	410	U	34	U
EPA TO-15	1,2-Dichlorobenzene	UG/M3	8.4	U	0.87	U	530	U	420	U	35	U
EPA TO-15	1,2-Dichloroethane	UG/M3	8.4	U	0.87	U	530	U	420	U	35	U
EPA TO-15	1,2-Dichloroethene (total)	UG/M3	190		0.14	J	10,000		11,000		470	
EPA TO-15	1,2-Dichloropropane	UG/M3	8.4	U	0.87	U	530	U	420	U	35	U
EPA TO-15	1,3,5-Trimethylbenzene	UG/M3	8.2	U	0.86	U	520	U	410	U	34	U
EPA TO-15	1,3-Butadiene	UG/M3	8.2	U	0.86	U	520	U	410	U	34	U
EPA TO-15	1,3-Dichlorobenzene	UG/M3	8.4	U	0.87	U	530	U	420	U	35	U
EPA TO-15	1,4-Dichlorobenzene	UG/M3	8.4	U	0.87	U	530	U	420	U	35	U
EPA TO-15	1,4-Dioxane	UG/M3	8.4	U	0.87	U	530	U	420	U	35	U
EPA TO-15	2-Butanone	UG/M3	17	U	2.1		1,100	U	850	U	70	U
EPA TO-15	2-Hexanone	UG/M3	8.4	U	0.46	J	530	U	420	U	35	U
EPA TO-15	2-Propanol	UG/M3	33	U	2.1	J	2,000	U	1,600	U	130	U
EPA TO-15	4-Ethyltoluene	UG/M3	8.4	U	0.87	U	530	U	420	U	35	U

TABLE 2 - SUMMARY OF ANALYTICAL RESULTS
DATA USABILITY SUMMARY REPORT
SVI MONITORING – FEBRUARY and MARCH 2020 SAMPLING
LOCKHEED MARTIN CORPORATION
FORMER UNISYS FACILITY -- GREAT NECK
LAKE SUCCESS, NEW YORK

		SDG	P2001320		P2001320		P2001320		P2001320		P2001320	
		Location	LIJ-VP-7		LIJ-VP-7		LIJ-VP-7		LIJ-VP-7		LIJ-VP-7	
		Sample Date	2/29/2020		2/29/2020		2/29/2020		2/29/2020		2/29/2020	
		Sample ID	LIJ-VP-7-50		LIJ-VP-7-10		LIJ-VP-7-100		LIJ-VP-7-30		LIJ-VP-7-20	
		QC Code	FS		FS		FD		FS		FS	
Method	Parameter	Unit	Final Result	Final Qualifier	Final Result	Final Qualifier	Final Result	Final Qualifier	Final Result	Final Qualifier	Final Result	Final Qualifier
EPA TO-15	4-Methyl-2-pentanone	UG/M3	8.2	U	0.86	U	520	U	410	U	34	U
EPA TO-15	Acetic acid, methyl ester	UG/M3	7.8	U	0.81	U	490	U	390	U	32	U
EPA TO-15	Acetone	UG/M3	82	U	19		5,200	U	4,100	U	340	U
EPA TO-15	Allyl chloride	UG/M3	8.4	U	0.87	U	530	U	420	U	35	U
EPA TO-15	Benzene	UG/M3	8.2	U	0.17	J	520	U	410	U	34	U
EPA TO-15	Bromodichloromethane	UG/M3	1.6	J	0.87	U	530	U	420	U	35	U
EPA TO-15	Bromoform	UG/M3	8.4	U	0.87	U	530	U	420	U	35	U
EPA TO-15	Bromomethane	UG/M3	8.4	U	0.87	U	530	U	420	U	35	U
EPA TO-15	Carbon disulfide	UG/M3	17	U	1.8	U	1,100	U	850	U	70	U
EPA TO-15	Carbon tetrachloride	UG/M3	2		0.41		97	U	77	U	6.4	U
EPA TO-15	Chlorobenzene	UG/M3	8.4	U	0.87	U	530	U	420	U	35	U
EPA TO-15	Chlorodifluoromethane	UG/M3	7.8	U	1.1		490	U	390	U	32	U
EPA TO-15	Chloroethane	UG/M3	8.4	U	0.87	U	530	U	420	U	35	U
EPA TO-15	Chloroform	UG/M3	20		0.3	J	360	J	390	J	30	J
EPA TO-15	Chloromethane	UG/M3	8.2	U	0.86	U	520	U	410	U	34	U
EPA TO-15	cis-1,2-Dichloroethene	UG/M3	190		0.14	J	9,900		11,000		460	
EPA TO-15	cis-1,3-Dichloropropene	UG/M3	8.1	U	0.84	U	510	U	400	U	33	U
EPA TO-15	Cyclohexane	UG/M3	17	U	0.25	J	1,100	U	850	U	70	U
EPA TO-15	Dibromochloromethane	UG/M3	8.4	U	0.87	U	530	U	420	U	35	U
EPA TO-15	Dichlorodifluoromethane	UG/M3	2.6	J	2.2		520	U	410	U	34	U
EPA TO-15	Difluoroethane	UG/M3	7.8	U	14		490	U	390	U	59	
EPA TO-15	Ethylbenzene	UG/M3	8.4	U	0.19	J	530	U	420	U	35	U
EPA TO-15	Freon 115	UG/M3	7.8	U	0.81	U	490	U	390	U	32	U
EPA TO-15	Freon 123	UG/M3	7.8	U	0.81	U	490	U	390	U	32	U

TABLE 2 - SUMMARY OF ANALYTICAL RESULTS
DATA USABILITY SUMMARY REPORT
SVI MONITORING – FEBRUARY and MARCH 2020 SAMPLING
LOCKHEED MARTIN CORPORATION
FORMER UNISYS FACILITY -- GREAT NECK
LAKE SUCCESS, NEW YORK

		SDG	P2001320		P2001320		P2001320		P2001320		P2001320	
		Location	LIJ-VP-7		LIJ-VP-7		LIJ-VP-7		LIJ-VP-7		LIJ-VP-7	
		Sample Date	2/29/2020		2/29/2020		2/29/2020		2/29/2020		2/29/2020	
		Sample ID	LIJ-VP-7-50		LIJ-VP-7-10		LIJ-VP-7-100		LIJ-VP-7-30		LIJ-VP-7-20	
		QC Code	FS		FS		FD		FS		FS	
Method	Parameter	Unit	Final Result	Final Qualifier	Final Result	Final Qualifier	Final Result	Final Qualifier	Final Result	Final Qualifier	Final Result	Final Qualifier
EPA TO-15	Hexachlorobutadiene	UG/M3	8.2	U	0.86	U	520	U	410	U	34	U
EPA TO-15	Hexane	UG/M3	8.4	U	0.87	U	530	U	420	U	35	U
EPA TO-15	Isopropylbenzene	UG/M3	8.4	U	0.87	U	530	U	420	U	35	U
EPA TO-15	Methyl cyclohexane	UG/M3	7.8	U	0.81	U	490	U	390	U	32	U
EPA TO-15	Methyl Tertbutyl Ether	UG/M3	8.4	U	0.87	U	530	U	420	U	35	U
EPA TO-15	Methylene chloride	UG/M3	8.2	U	1.2		520	U	410	U	34	U
EPA TO-15	Styrene	UG/M3	8.2	U	0.4	J	520	U	410	U	34	U
EPA TO-15	Tetrachloroethene	UG/M3	1,600		320		40,000		42,000		7,500	
EPA TO-15	Toluene	UG/M3	8.4	U	0.72	J	530	U	420	U	35	U
EPA TO-15	trans-1,2-Dichloroethene	UG/M3	2.4	J	0.87	U	87	J	110	J	7.3	J
EPA TO-15	trans-1,3-Dichloropropene	UG/M3	8.2	U	0.86	U	520	U	410	U	34	U
EPA TO-15	Trichloroethene	UG/M3	2,200		7.7		87,000		94,000		8,700	
EPA TO-15	Trichlorofluoromethane	UG/M3	3.5	J	1.3		520	U	410	U	34	U
EPA TO-15	Vinyl chloride	UG/M3	1.7	U	0.18	U	110	U	85	U	7	U
EPA TO-15	Xylene, o	UG/M3	8.4	U	0.22	J	530	U	420	U	35	U
EPA TO-15	Xylenes (m&p)	UG/M3	17	U	0.73	J	1,100	U	850	U	70	U

TABLE 2 - SUMMARY OF ANALYTICAL RESULTS
DATA USABILITY SUMMARY REPORT
SVI MONITORING – FEBRUARY and MARCH 2020 SAMPLING
LOCKHEED MARTIN CORPORATION
FORMER UNISYS FACILITY -- GREAT NECK
LAKE SUCCESS, NEW YORK

		SDG	P2001320		P2001320		P2001320		P2001320		P2001320	
		Location	VP-102-19.5		VP-102-4.5		VP-102-51.5		VP-102-57.5		VP-102-61.5	
		Sample Date	2/29/2020		2/29/2020		2/29/2020		2/29/2020		2/29/2020	
		Sample ID	VP-102-19.5		VP-102-4.5		VP-102-51.5		VP-102-57.5		VP-102-61.5	
		QC Code	FS		FS		FS		FS		FS	
Method	Parameter	Unit	Final Result	Final Qualifier	Final Result	Final Qualifier	Final Result	Final Qualifier	Final Result	Final Qualifier	Final Result	Final Qualifier
EPA TO-15	1,1,1-Trichloroethane	UG/M3	0.91	U	0.93	U	0.76	J	0.75	J	0.68	J
EPA TO-15	1,1,2,2-Tetrachloroethane	UG/M3	0.91	U	0.93	U	0.84	U	0.79	U	0.88	U
EPA TO-15	1,1,2-Trichloro-1,2,2-Trifluoroethane	UG/M3	0.55	J	0.49	J	14		13		10	
EPA TO-15	1,1,2-Trichloroethane	UG/M3	0.91	U	0.93	U	0.84	U	0.79	U	0.88	U
EPA TO-15	1,1-Dichloroethane	UG/M3	0.92	U	0.95	U	0.85	U	0.81	U	0.9	U
EPA TO-15	1,1-Dichloroethene	UG/M3	0.18	U	0.19	U	0.13	J	0.11	J	0.18	U
EPA TO-15	1,2,4-Trichlorobenzene	UG/M3	0.91	U	0.93	U	0.84	U	0.79	U	0.88	U
EPA TO-15	1,2,4-Trimethylbenzene	UG/M3	0.39	J	0.44	J	0.44	J	0.44	J	0.38	J
EPA TO-15	1,2-Dibromo-3-chloropropane	UG/M3	0.89	U	0.91	U	0.82	U	0.78	U	0.86	U
EPA TO-15	1,2-Dibromoethane	UG/M3	0.91	U	0.93	U	0.84	U	0.79	U	0.88	U
EPA TO-15	1,2-Dichloro-1,1,2,2-tetrafluoroethane	UG/M3	0.89	U	0.91	U	0.82	U	0.78	U	0.86	U
EPA TO-15	1,2-Dichlorobenzene	UG/M3	0.91	U	0.93	U	0.84	U	0.79	U	0.88	U
EPA TO-15	1,2-Dichloroethane	UG/M3	0.91	U	0.93	U	0.84	U	0.79	U	0.88	U
EPA TO-15	1,2-Dichloroethene (total)	UG/M3	0.91	U	0.93	U	4.8		4.5		3.2	
EPA TO-15	1,2-Dichloropropane	UG/M3	0.91	U	0.93	U	0.84	U	0.79	U	0.88	U
EPA TO-15	1,3,5-Trimethylbenzene	UG/M3	0.89	U	0.91	U	0.82	U	0.78	U	0.86	U
EPA TO-15	1,3-Butadiene	UG/M3	0.89	U	0.91	U	0.82	U	0.78	U	0.86	U
EPA TO-15	1,3-Dichlorobenzene	UG/M3	0.91	U	0.93	U	0.84	U	0.79	U	0.88	U
EPA TO-15	1,4-Dichlorobenzene	UG/M3	0.91	U	0.93	U	0.84	U	0.79	U	0.88	U
EPA TO-15	1,4-Dioxane	UG/M3	0.91	U	0.93	U	0.84	U	0.79	U	0.88	U
EPA TO-15	2-Butanone	UG/M3	1.9		0.99	J	2		3.1		1.8	
EPA TO-15	2-Hexanone	UG/M3	0.47	J	0.22	J	0.45	J	0.65	J	0.46	J
EPA TO-15	2-Propanol	UG/M3	4.2		71		3.8		3.1	U	13	
EPA TO-15	4-Ethyltoluene	UG/M3	0.91	U	0.93	U	0.84	U	0.79	U	0.88	U

TABLE 2 - SUMMARY OF ANALYTICAL RESULTS
DATA USABILITY SUMMARY REPORT
SVI MONITORING – FEBRUARY and MARCH 2020 SAMPLING
LOCKHEED MARTIN CORPORATION
FORMER UNISYS FACILITY -- GREAT NECK
LAKE SUCCESS, NEW YORK

		SDG	P2001320		P2001320		P2001320		P2001320		P2001320	
		Location	VP-102-19.5		VP-102-4.5		VP-102-51.5		VP-102-57.5		VP-102-61.5	
		Sample Date	2/29/2020		2/29/2020		2/29/2020		2/29/2020		2/29/2020	
		Sample ID	VP-102-19.5		VP-102-4.5		VP-102-51.5		VP-102-57.5		VP-102-61.5	
		QC Code	FS		FS		FS		FS		FS	
Method	Parameter	Unit	Final Result	Final Qualifier	Final Result	Final Qualifier	Final Result	Final Qualifier	Final Result	Final Qualifier	Final Result	Final Qualifier
EPA TO-15	4-Methyl-2-pentanone	UG/M3	0.89	U	0.91	U	0.82	U	0.78	U	0.86	U
EPA TO-15	Acetic acid, methyl ester	UG/M3	0.84	U	0.86	U	0.78	U	0.74	U	0.82	U
EPA TO-15	Acetone	UG/M3	11		20		11		24		10	
EPA TO-15	Allyl chloride	UG/M3	0.91	U	0.93	U	0.84	U	0.79	U	0.88	U
EPA TO-15	Benzene	UG/M3	0.34	J	0.47	J	0.2	J	0.25	J	0.24	J
EPA TO-15	Bromodichloromethane	UG/M3	0.91	U	0.93	U	4.1		0.92		0.56	J
EPA TO-15	Bromoform	UG/M3	0.91	U	0.93	U	4.4		0.78	J	0.18	J
EPA TO-15	Bromomethane	UG/M3	0.91	U	0.93	U	0.84	U	0.79	U	0.88	U
EPA TO-15	Carbon disulfide	UG/M3	1.8	U	1.9	U	1.7	U	1.6	U	1.8	U
EPA TO-15	Carbon tetrachloride	UG/M3	0.44		0.43		0.72		0.67		0.6	
EPA TO-15	Chlorobenzene	UG/M3	0.91	U	0.93	U	0.84	U	0.79	U	0.88	U
EPA TO-15	Chlorodifluoromethane	UG/M3	0.85		1.2		0.78	U	0.74	U	0.82	U
EPA TO-15	Chloroethane	UG/M3	0.91	U	0.93	U	0.84	U	0.79	U	0.88	U
EPA TO-15	Chloroform	UG/M3	0.4	J	0.13	J	4.7		2.7		2.1	
EPA TO-15	Chloromethane	UG/M3	0.89	U	0.63	J	0.82	U	0.78	U	0.86	U
EPA TO-15	cis-1,2-Dichloroethene	UG/M3	0.18	U	0.19	U	4.6		4.3		3.2	
EPA TO-15	cis-1,3-Dichloropropene	UG/M3	0.87	U	0.89	U	0.81	U	0.76	U	0.85	U
EPA TO-15	Cyclohexane	UG/M3	1.8	U	1.9	U	1.7	U	1.6	U	1.8	U
EPA TO-15	Dibromochloromethane	UG/M3	0.91	U	0.93	U	7.1		1.2		0.48	J
EPA TO-15	Dichlorodifluoromethane	UG/M3	2.3		2.4		2.3		2.3		2.3	
EPA TO-15	Difluoroethane	UG/M3	37		3		0.78	U	0.74	U	0.82	U
EPA TO-15	Ethylbenzene	UG/M3	0.13	J	0.21	J	0.18	J	0.13	J	0.22	J
EPA TO-15	Freon 115	UG/M3	0.84	U	0.86	U	0.78	U	0.74	U	0.82	U
EPA TO-15	Freon 123	UG/M3	0.84	U	0.86	U	0.78	U	0.74	U	0.82	U

TABLE 2 - SUMMARY OF ANALYTICAL RESULTS
DATA USABILITY SUMMARY REPORT
SVI MONITORING – FEBRUARY and MARCH 2020 SAMPLING
LOCKHEED MARTIN CORPORATION
FORMER UNISYS FACILITY -- GREAT NECK
LAKE SUCCESS, NEW YORK

		SDG	P2001320		P2001320		P2001320		P2001320		P2001320	
		Location	VP-102-19.5		VP-102-4.5		VP-102-51.5		VP-102-57.5		VP-102-61.5	
		Sample Date	2/29/2020		2/29/2020		2/29/2020		2/29/2020		2/29/2020	
		Sample ID	VP-102-19.5		VP-102-4.5		VP-102-51.5		VP-102-57.5		VP-102-61.5	
		QC Code	FS		FS		FS		FS		FS	
Method	**Parameter**	**Unit**	Final Result	Final Qualifier	Final Result	Final Qualifier	Final Result	Final Qualifier	Final Result	Final Qualifier	Final Result	Final Qualifier
EPA TO-15	Hexachlorobutadiene	UG/M3	0.89	U	0.91	U	0.82	U	0.78	U	0.86	U
EPA TO-15	Hexane	UG/M3	0.91	U	0.93	U	0.84	U	0.19	J	0.88	U
EPA TO-15	Isopropylbenzene	UG/M3	0.91	U	0.93	U	0.84	U	0.79	U	0.88	U
EPA TO-15	Methyl cyclohexane	UG/M3	0.84	U	0.86	U	0.78	U	0.74	U	0.82	U
EPA TO-15	Methyl Tertbutyl Ether	UG/M3	0.91	U	0.93	U	0.18	J	0.79	U	0.88	U
EPA TO-15	Methylene chloride	UG/M3	0.33	J	0.35	J	0.82	U	0.78	U	0.86	U
EPA TO-15	Styrene	UG/M3	0.89	U	0.91	U	0.82	U	0.78	U	0.86	U
EPA TO-15	Tetrachloroethene	UG/M3	1		0.89	U	250		250		170	
EPA TO-15	Toluene	UG/M3	0.33	J	0.65	J	1.5		1.4		0.86	J
EPA TO-15	trans-1,2-Dichloroethene	UG/M3	0.91	U	0.93	U	0.17	J	0.23	J	0.88	U
EPA TO-15	trans-1,3-Dichloropropene	UG/M3	0.89	U	0.91	U	0.82	U	0.78	U	0.86	U
EPA TO-15	Trichloroethene	UG/M3	0.53		0.19	U	380		370		310	
EPA TO-15	Trichlorofluoromethane	UG/M3	1.2		1.2		2.7		3.1		2.4	
EPA TO-15	Vinyl chloride	UG/M3	0.18	U	0.19	U	0.17	U	0.16	U	0.18	U
EPA TO-15	Xylene, o	UG/M3	0.18	J	0.26	J	0.23	J	0.19	J	0.25	J
EPA TO-15	Xylenes (m&p)	UG/M3	0.52	J	0.83	J	0.76	J	0.57	J	0.81	J

TABLE 2 - SUMMARY OF ANALYTICAL RESULTS
DATA USABILITY SUMMARY REPORT
SVI MONITORING – FEBRUARY and MARCH 2020 SAMPLING
LOCKHEED MARTIN CORPORATION
FORMER UNISYS FACILITY -- GREAT NECK
LAKE SUCCESS, NEW YORK

		SDG	P2001320		P2001320		P2001320		P2001320		P2001320	
		Location	VP-102-73.5		VP-102-8.5		VP-103-10		VP-103-20		VP-103-30	
		Sample Date	2/29/2020		2/29/2020		2/29/2020		2/29/2020		2/29/2020	
		Sample ID	VP-102-73.5		VP-102-8.5		VP-103-10		VP-103-20		VP-103-30	
		QC Code	FS		FS		FS		FS		FS	
Method	Parameter	Unit	Final Result	Final Qualifier	Final Result	Final Qualifier	Final Result	Final Qualifier	Final Result	Final Qualifier	Final Result	Final Qualifier
EPA TO-15	1,1,1-Trichloroethane	UG/M3	0.73	J	0.82	U	0.86	U	0.84	U	0.45	J
EPA TO-15	1,1,2,2-Tetrachloroethane	UG/M3	0.85	U	0.82	U	0.86	U	0.84	U	0.82	U
EPA TO-15	1,1,2-Trichloro-1,2,2-Trifluoroethane	UG/M3	8.5		0.52	J	0.55	J	1		6.4	
EPA TO-15	1,1,2-Trichloroethane	UG/M3	0.85	U	0.82	U	0.86	U	0.84	U	0.82	U
EPA TO-15	1,1-Dichloroethane	UG/M3	0.87	U	0.84	U	0.87	U	0.85	U	0.83	U
EPA TO-15	1,1-Dichloroethene	UG/M3	0.17	U	0.17	U	0.17	U	0.17	U	0.17	U
EPA TO-15	1,2,4-Trichlorobenzene	UG/M3	0.85	U	0.82	U	0.86	U	0.84	U	0.82	U
EPA TO-15	1,2,4-Trimethylbenzene	UG/M3	0.42	J	0.38	J	0.26	J	0.51	J	3.1	
EPA TO-15	1,2-Dibromo-3-chloropropane	UG/M3	0.84	U	0.81	U	0.84	U	0.82	U	0.8	U
EPA TO-15	1,2-Dibromoethane	UG/M3	0.85	U	0.82	U	0.86	U	0.84	U	0.82	U
EPA TO-15	1,2-Dichloro-1,1,2,2-tetrafluoroethane	UG/M3	0.84	U	0.81	U	0.84	U	0.82	U	0.8	U
EPA TO-15	1,2-Dichlorobenzene	UG/M3	0.85	U	0.82	U	0.86	U	0.84	U	0.82	U
EPA TO-15	1,2-Dichloroethane	UG/M3	0.85	U	0.82	U	0.86	U	0.84	U	0.82	U
EPA TO-15	1,2-Dichloroethene (total)	UG/M3	2.7		0.82	U	0.86	U	0.84	U	2.2	
EPA TO-15	1,2-Dichloropropane	UG/M3	0.85	U	0.82	U	0.86	U	0.84	U	0.82	U
EPA TO-15	1,3,5-Trimethylbenzene	UG/M3	0.84	U	0.81	U	0.84	U	0.13	J	0.34	J
EPA TO-15	1,3-Butadiene	UG/M3	0.84	U	0.81	U	0.84	U	0.82	U	0.8	U
EPA TO-15	1,3-Dichlorobenzene	UG/M3	0.85	U	0.82	U	0.86	U	0.84	U	0.82	U
EPA TO-15	1,4-Dichlorobenzene	UG/M3	0.85	U	0.82	U	0.86	U	0.15	J	0.82	U
EPA TO-15	1,4-Dioxane	UG/M3	0.85	U	0.82	U	0.86	U	0.84	U	0.82	U
EPA TO-15	2-Butanone	UG/M3	1.7	J	1.7		0.87	J	0.82	J	1.3	J
EPA TO-15	2-Hexanone	UG/M3	0.85	U	0.38	J	0.26	J	0.16	J	0.26	J
EPA TO-15	2-Propanol	UG/M3	8.1		73		6.8		140		3.5	
EPA TO-15	4-Ethyltoluene	UG/M3	0.85	U	0.82	U	0.86	U	0.84	U	1.1	

TABLE 2 - SUMMARY OF ANALYTICAL RESULTS
DATA USABILITY SUMMARY REPORT
SVI MONITORING – FEBRUARY and MARCH 2020 SAMPLING
LOCKHEED MARTIN CORPORATION
FORMER UNISYS FACILITY -- GREAT NECK
LAKE SUCCESS, NEW YORK

		SDG	P2001320		P2001320		P2001320		P2001320		P2001320	
		Location	VP-102-73.5		VP-102-8.5		VP-103-10		VP-103-20		VP-103-30	
		Sample Date	2/29/2020		2/29/2020		2/29/2020		2/29/2020		2/29/2020	
		Sample ID	VP-102-73.5		VP-102-8.5		VP-103-10		VP-103-20		VP-103-30	
		QC Code	FS		FS		FS		FS		FS	
Method	Parameter	Unit	Final Result	Final Qualifier	Final Result	Final Qualifier	Final Result	Final Qualifier	Final Result	Final Qualifier	Final Result	Final Qualifier
EPA TO-15	4-Methyl-2-pentanone	UG/M3	0.84	U	0.81	U	0.84	U	0.82	U	0.8	U
EPA TO-15	Acetic acid, methyl ester	UG/M3	0.79	U	0.76	U	0.8	U	0.78	U	0.76	U
EPA TO-15	Acetone	UG/M3	10		45		5	J	11		8	
EPA TO-15	Allyl chloride	UG/M3	0.85	U	0.82	U	0.86	U	0.84	U	0.82	U
EPA TO-15	Benzene	UG/M3	0.13	J	0.44	J	0.19	J	0.42	J	0.14	J
EPA TO-15	Bromodichloromethane	UG/M3	0.77	J	0.82	U	0.86	U	0.84	U	0.33	J
EPA TO-15	Bromoform	UG/M3	0.24	J	0.82	U	0.86	U	0.84	U	0.82	U
EPA TO-15	Bromomethane	UG/M3	0.85	U	0.82	U	0.86	U	0.84	U	0.82	U
EPA TO-15	Carbon disulfide	UG/M3	1.4	J	1.7	U	1.7	U	1.7	U	3	
EPA TO-15	Carbon tetrachloride	UG/M3	0.56		0.41		0.44		1.3		6.6	
EPA TO-15	Chlorobenzene	UG/M3	0.85	U	0.82	U	0.86	U	0.84	U	0.82	U
EPA TO-15	Chlorodifluoromethane	UG/M3	0.79	U	0.76	U	0.8	U	0.78	U	0.76	U
EPA TO-15	Chloroethane	UG/M3	0.85	U	0.82	U	0.86	U	0.84	U	0.82	U
EPA TO-15	Chloroform	UG/M3	2.7		0.16	J	1.8		1		5.1	
EPA TO-15	Chloromethane	UG/M3	0.84	U	0.53	J	0.84	U	0.37	J	0.8	U
EPA TO-15	cis-1,2-Dichloroethene	UG/M3	2.7		0.17	U	0.17	U	0.17	U	2.1	
EPA TO-15	cis-1,3-Dichloropropene	UG/M3	0.82	U	0.79	U	0.83	U	0.81	U	0.79	U
EPA TO-15	Cyclohexane	UG/M3	1.7	U	1.7	U	1.7	U	1.7	U	1.7	U
EPA TO-15	Dibromochloromethane	UG/M3	0.68	J	0.82	U	0.86	U	0.84	U	0.2	J
EPA TO-15	Dichlorodifluoromethane	UG/M3	2.3		2.4		2.2		2.4		2.3	
EPA TO-15	Difluoroethane	UG/M3	0.79	U	2.2		12		53		0.76	U
EPA TO-15	Ethylbenzene	UG/M3	0.14	J	0.73	J	0.86	U	0.13	J	0.48	J
EPA TO-15	Freon 115	UG/M3	0.79	U	0.76	U	0.8	U	0.78	U	0.76	U
EPA TO-15	Freon 123	UG/M3	0.79	U	0.76	U	0.8	U	0.78	U	0.76	U

TABLE 2 - SUMMARY OF ANALYTICAL RESULTS
DATA USABILITY SUMMARY REPORT
SVI MONITORING – FEBRUARY and MARCH 2020 SAMPLING
LOCKHEED MARTIN CORPORATION
FORMER UNISYS FACILITY -- GREAT NECK
LAKE SUCCESS, NEW YORK

		SDG	P2001320		P2001320		P2001320		P2001320		P2001320	
		Location	VP-102-73.5		VP-102-8.5		VP-103-10		VP-103-20		VP-103-30	
		Sample Date	2/29/2020		2/29/2020		2/29/2020		2/29/2020		2/29/2020	
		Sample ID	VP-102-73.5		VP-102-8.5		VP-103-10		VP-103-20		VP-103-30	
		QC Code	FS		FS		FS		FS		FS	
Method	Parameter	Unit	Final Result	Final Qualifier	Final Result	Final Qualifier	Final Result	Final Qualifier	Final Result	Final Qualifier	Final Result	Final Qualifier
EPA TO-15	Hexachlorobutadiene	UG/M3	0.84	U	0.81	U	0.84	U	0.82	U	0.8	U
EPA TO-15	Hexane	UG/M3	0.85	U	0.21	J	0.86	U	0.84	U	0.82	U
EPA TO-15	Isopropylbenzene	UG/M3	0.85	U	0.82	U	0.86	U	0.84	U	0.82	U
EPA TO-15	Methyl cyclohexane	UG/M3	0.79	U	0.76	U	0.8	U	0.78	U	0.76	U
EPA TO-15	Methyl Tertbutyl Ether	UG/M3	0.85	U	0.82	U	0.86	U	0.84	U	0.82	U
EPA TO-15	Methylene chloride	UG/M3	0.84	U	0.36	J	0.84	U	0.33	J	0.8	U
EPA TO-15	Styrene	UG/M3	0.84	U	0.81	U	0.84	U	0.82	U	0.19	J
EPA TO-15	Tetrachloroethene	UG/M3	200		1.5		1.1		15		150	
EPA TO-15	Toluene	UG/M3	0.9		1.1		0.39	J	0.47	J	0.47	J
EPA TO-15	trans-1,2-Dichloroethene	UG/M3	0.85	U	0.82	U	0.86	U	0.84	U	0.13	J
EPA TO-15	trans-1,3-Dichloropropene	UG/M3	0.84	U	0.81	U	0.84	U	0.82	U	0.8	U
EPA TO-15	Trichloroethene	UG/M3	290		0.17	U	1.2		34		320	
EPA TO-15	Trichlorofluoromethane	UG/M3	2.2		1.3		1.2		1.4		2.7	
EPA TO-15	Vinyl chloride	UG/M3	0.17	U	0.17	U	0.17	U	0.17	U	0.17	U
EPA TO-15	Xylene, o	UG/M3	0.19	J	0.77	J	0.86	U	0.2	J	0.65	J
EPA TO-15	Xylenes (m&p)	UG/M3	0.6	J	2.6		0.28	J	0.47	J	2.2	

TABLE 2 - SUMMARY OF ANALYTICAL RESULTS
DATA USABILITY SUMMARY REPORT
SVI MONITORING – FEBRUARY and MARCH 2020 SAMPLING
LOCKHEED MARTIN CORPORATION
FORMER UNISYS FACILITY -- GREAT NECK
LAKE SUCCESS, NEW YORK

		SDG	P2001320		P2001320		P2001320		P2001320		P2001320	
		Location	VP-103-40		VP-103-5		VP-103-50		VP-103-61.5		VP-103-74.5	
		Sample Date	2/29/2020		2/29/2020		2/29/2020		2/29/2020		2/29/2020	
		Sample ID	VP-103-40		VP-103-5		VP-103-50		VP-103-61.5		VP-103-74.5	
		QC Code	FS		FS		FS		FS		FS	
Method	Parameter	Unit	Final Result	Final Qualifier	Final Result	Final Qualifier	Final Result	Final Qualifier	Final Result	Final Qualifier	Final Result	Final Qualifier
EPA TO-15	1,1,1-Trichloroethane	UG/M3	0.38	J	0.87	U	0.3	J	0.38	J	0.42	J
EPA TO-15	1,1,2,2-Tetrachloroethane	UG/M3	0.82	U	0.87	U	0.83	U	0.83	U	0.73	U
EPA TO-15	1,1,2-Trichloro-1,2,2-Trifluoroethane	UG/M3	4.9		0.5	J	2.6		2.9		2.9	
EPA TO-15	1,1,2-Trichloroethane	UG/M3	0.82	U	0.87	U	0.83	U	0.83	U	0.73	U
EPA TO-15	1,1-Dichloroethane	UG/M3	0.83	U	0.89	U	0.85	U	0.84	U	0.74	U
EPA TO-15	1,1-Dichloroethene	UG/M3	0.17	U	0.18	U	0.17	U	0.17	U	0.15	U
EPA TO-15	1,2,4-Trichlorobenzene	UG/M3	0.82	U	0.87	U	0.83	U	0.83	U	0.73	U
EPA TO-15	1,2,4-Trimethylbenzene	UG/M3	0.38	J	0.4	J	0.66	J	0.21	J	0.58	J
EPA TO-15	1,2-Dibromo-3-chloropropane	UG/M3	0.8	U	0.85	U	0.82	U	0.81	U	0.72	U
EPA TO-15	1,2-Dibromoethane	UG/M3	0.82	U	0.87	U	0.83	U	0.83	U	0.73	U
EPA TO-15	1,2-Dichloro-1,1,2,2-tetrafluoroethane	UG/M3	0.8	U	0.85	U	0.82	U	0.81	U	0.72	U
EPA TO-15	1,2-Dichlorobenzene	UG/M3	0.82	U	0.87	U	0.83	U	0.83	U	0.73	U
EPA TO-15	1,2-Dichloroethane	UG/M3	0.82	U	0.87	U	0.83	U	0.83	U	0.73	U
EPA TO-15	1,2-Dichloroethene (total)	UG/M3	2.2		0.87	U	1.9		1.9		1.8	
EPA TO-15	1,2-Dichloropropane	UG/M3	0.82	U	0.87	U	0.83	U	0.83	U	0.73	U
EPA TO-15	1,3,5-Trimethylbenzene	UG/M3	0.8	U	0.85	U	0.16	J	0.81	U	0.13	J
EPA TO-15	1,3-Butadiene	UG/M3	0.8	U	0.85	U	0.82	U	0.81	U	0.72	U
EPA TO-15	1,3-Dichlorobenzene	UG/M3	0.82	U	0.87	U	0.47	J	0.83	U	0.58	J
EPA TO-15	1,4-Dichlorobenzene	UG/M3	0.82	U	0.87	U	0.83	U	0.83	U	0.73	U
EPA TO-15	1,4-Dioxane	UG/M3	0.82	U	0.87	U	0.83	U	0.83	U	0.73	U
EPA TO-15	2-Butanone	UG/M3	0.81	J	1.8	U	2.2		2.9		3.1	
EPA TO-15	2-Hexanone	UG/M3	0.15	J	0.87	U	0.46	J	0.38	J	0.44	J
EPA TO-15	2-Propanol	UG/M3	4.8		11		5.8		1	J	2.8	J
EPA TO-15	4-Ethyltoluene	UG/M3	0.82	U	0.87	U	0.18	J	0.83	U	0.13	J

TABLE 2 - SUMMARY OF ANALYTICAL RESULTS
DATA USABILITY SUMMARY REPORT
SVI MONITORING – FEBRUARY and MARCH 2020 SAMPLING
LOCKHEED MARTIN CORPORATION
FORMER UNISYS FACILITY -- GREAT NECK
LAKE SUCCESS, NEW YORK

		SDG	P2001320		P2001320		P2001320		P2001320		P2001320	
		Location	VP-103-40		VP-103-5		VP-103-50		VP-103-61.5		VP-103-74.5	
		Sample Date	2/29/2020		2/29/2020		2/29/2020		2/29/2020		2/29/2020	
		Sample ID	VP-103-40		VP-103-5		VP-103-50		VP-103-61.5		VP-103-74.5	
		QC Code	FS		FS		FS		FS		FS	
Method	Parameter	Unit	Final Result	Final Qualifier	Final Result	Final Qualifier	Final Result	Final Qualifier	Final Result	Final Qualifier	Final Result	Final Qualifier
EPA TO-15	4-Methyl-2-pentanone	UG/M3	0.8	U	0.85	U	0.17	J	0.81	U	0.21	J
EPA TO-15	Acetic acid, methyl ester	UG/M3	0.76	U	0.81	U	0.77	U	0.77	U	0.68	U
EPA TO-15	Acetone	UG/M3	6.1	J	6.5	J	11		10		23	
EPA TO-15	Allyl chloride	UG/M3	0.82	U	0.87	U	0.83	U	0.83	U	0.73	U
EPA TO-15	Benzene	UG/M3	0.17	J	0.63	J	0.23	J	0.12	J	0.14	J
EPA TO-15	Bromodichloromethane	UG/M3	0.31	J	0.87	U	0.26	J	0.32	J	0.33	J
EPA TO-15	Bromoform	UG/M3	0.82	U	0.87	U	0.83	U	0.83	U	0.73	U
EPA TO-15	Bromomethane	UG/M3	0.82	U	0.87	U	0.83	U	0.83	U	0.73	U
EPA TO-15	Carbon disulfide	UG/M3	1.7	U	1.8	U	0.34	J	0.3	J	1.1	J
EPA TO-15	Carbon tetrachloride	UG/M3	4.3		0.44		1.7		2		1.9	
EPA TO-15	Chlorobenzene	UG/M3	0.82	U	0.87	U	0.83	U	0.83	U	0.73	U
EPA TO-15	Chlorodifluoromethane	UG/M3	0.76	U	0.81	U	0.77	U	0.77	U	0.68	U
EPA TO-15	Chloroethane	UG/M3	0.82	U	0.87	U	0.83	U	0.83	U	0.73	U
EPA TO-15	Chloroform	UG/M3	4.3		0.87	U	3		3.4		3.2	
EPA TO-15	Chloromethane	UG/M3	0.8	U	0.34	J	0.19	J	0.81	U	0.72	U
EPA TO-15	cis-1,2-Dichloroethene	UG/M3	2.2		0.18	U	1.9		1.9		1.7	
EPA TO-15	cis-1,3-Dichloropropene	UG/M3	0.79	U	0.84	U	0.8	U	0.8	U	0.7	U
EPA TO-15	Cyclohexane	UG/M3	1.7	U	1.8	U	1.7	U	1.7	U	1.5	U
EPA TO-15	Dibromochloromethane	UG/M3	0.2	J	0.87	U	0.15	J	0.23	J	0.18	J
EPA TO-15	Dichlorodifluoromethane	UG/M3	2.3		2.3		2.3		2.3		2.3	
EPA TO-15	Difluoroethane	UG/M3	1.7		47		1.3		0.77	U	0.38	J
EPA TO-15	Ethylbenzene	UG/M3	0.2	J	0.87	U	0.24	J	0.12	J	0.17	J
EPA TO-15	Freon 115	UG/M3	0.76	U	0.81	U	0.77	U	0.77	U	0.68	U
EPA TO-15	Freon 123	UG/M3	0.76	U	0.81	U	0.77	U	0.77	U	0.68	U

TABLE 2 - SUMMARY OF ANALYTICAL RESULTS
DATA USABILITY SUMMARY REPORT
SVI MONITORING – FEBRUARY and MARCH 2020 SAMPLING
LOCKHEED MARTIN CORPORATION
FORMER UNISYS FACILITY -- GREAT NECK
LAKE SUCCESS, NEW YORK

		SDG	P2001320		P2001320		P2001320		P2001320		P2001320	
		Location	VP-103-40		VP-103-5		VP-103-50		VP-103-61.5		VP-103-74.5	
		Sample Date	2/29/2020		2/29/2020		2/29/2020		2/29/2020		2/29/2020	
		Sample ID	VP-103-40		VP-103-5		VP-103-50		VP-103-61.5		VP-103-74.5	
		QC Code	FS		FS		FS		FS		FS	
Method	**Parameter**	**Unit**	Final Result	Final Qualifier	Final Result	Final Qualifier	Final Result	Final Qualifier	Final Result	Final Qualifier	Final Result	Final Qualifier
EPA TO-15	Hexachlorobutadiene	UG/M3	0.8	U	0.85	U	0.82	U	0.81	U	0.72	U
EPA TO-15	Hexane	UG/M3	0.82	U	0.24	J	0.18	J	0.83	U	0.73	U
EPA TO-15	Isopropylbenzene	UG/M3	0.82	U	0.87	U	0.83	U	0.83	U	0.73	U
EPA TO-15	Methyl cyclohexane	UG/M3	0.76	U	0.81	U	0.77	U	0.77	U	0.68	U
EPA TO-15	Methyl Tertbutyl Ether	UG/M3	0.82	U	0.87	U	0.83	U	0.83	U	0.73	U
EPA TO-15	Methylene chloride	UG/M3	0.33	J	0.42	J	0.82	U	0.81	U	0.72	U
EPA TO-15	Styrene	UG/M3	0.8	U	0.85	U	0.82	U	0.81	U	0.72	U
EPA TO-15	Tetrachloroethene	UG/M3	150		0.84	U	110		150		120	
EPA TO-15	Toluene	UG/M3	0.91		0.5	J	0.8	J	0.61	J	0.45	J
EPA TO-15	trans-1,2-Dichloroethene	UG/M3	0.82	U	0.87	U	0.83	U	0.83	U	0.11	J
EPA TO-15	trans-1,3-Dichloropropene	UG/M3	0.8	U	0.85	U	0.82	U	0.81	U	0.72	U
EPA TO-15	Trichloroethene	UG/M3	300		0.25	U	230		260		240	
EPA TO-15	Trichlorofluoromethane	UG/M3	2.5		1.2		2.1		2.3		2.4	
EPA TO-15	Vinyl chloride	UG/M3	0.17	U	0.18	U	0.17	U	0.17	U	0.15	U
EPA TO-15	Xylene, o	UG/M3	0.23	J	0.15	J	0.33	J	0.15	J	0.25	J
EPA TO-15	Xylenes (m&p)	UG/M3	0.71	J	0.39	J	0.87	J	0.35	J	0.61	J

TABLE 2 - SUMMARY OF ANALYTICAL RESULTS
DATA USABILITY SUMMARY REPORT
SVI MONITORING – FEBRUARY and MARCH 2020 SAMPLING
LOCKHEED MARTIN CORPORATION
FORMER UNISYS FACILITY -- GREAT NECK
LAKE SUCCESS, NEW YORK

		SDG	P2001321		P2001321		P2001321		P2001321		P2001321	
		Location	VP-107-33.5		VP-107-44		VP-8-10		VP-8-20		VP-8-5	
		Sample Date	3/3/2020		3/3/2020		3/6/2020		3/6/2020		3/6/2020	
		Sample ID	VP-107-200		VP-107-300		VP-8-10		VP-8-20		VP-8-5	
		QC Code	FD		FD		FS		FS		FS	
Method	Parameter	Unit	Final Result	Final Qualifier	Final Result	Final Qualifier	Final Result	Final Qualifier	Final Result	Final Qualifier	Final Result	Final Qualifier
EPA TO-15	1,1,1-Trichloroethane	UG/M3	570	U	130	U	0.87	U	0.85	U	0.89	U
EPA TO-15	1,1,2,2-Tetrachloroethane	UG/M3	570	U	130	U	0.87	U	0.85	U	0.89	U
EPA TO-15	1,1,2-Trichloro-1,2,2-Trifluoroethane	UG/M3	970		100	J	0.49	J	0.48	J	0.46	J
EPA TO-15	1,1,2-Trichloroethane	UG/M3	57	J	14	J	0.87	U	0.85	U	0.89	U
EPA TO-15	1,1-Dichloroethane	UG/M3	580	U	130	U	0.89	U	0.86	U	0.9	U
EPA TO-15	1,1-Dichloroethene	UG/M3	120	U	26	U	0.18	U	0.17	U	0.18	U
EPA TO-15	1,2,4-Trichlorobenzene	UG/M3	570	U	130	U	0.87	U	0.85	U	0.89	U
EPA TO-15	1,2,4-Trimethylbenzene	UG/M3	570	U	130	U	0.38	J	0.35	J	0.41	J
EPA TO-15	1,2-Dibromo-3-chloropropane	UG/M3	550	U	130	U	0.85	U	0.83	U	0.87	U
EPA TO-15	1,2-Dibromoethane	UG/M3	570	U	130	U	0.87	U	0.85	U	0.89	U
EPA TO-15	1,2-Dichloro-1,1,2,2-tetrafluoroethane	UG/M3	550	U	130	U	0.85	U	0.83	U	0.87	U
EPA TO-15	1,2-Dichlorobenzene	UG/M3	570	U	130	U	0.87	U	0.85	U	0.89	U
EPA TO-15	1,2-Dichloroethane	UG/M3	570	U	130	U	0.87	U	0.85	U	0.1	J
EPA TO-15	1,2-Dichloroethene (total)	UG/M3	580		290		0.87	U	0.85	U	0.89	U
EPA TO-15	1,2-Dichloropropane	UG/M3	570	U	130	U	0.87	U	0.85	U	0.89	U
EPA TO-15	1,3,5-Trimethylbenzene	UG/M3	550	U	130	U	0.85	U	0.83	U	0.13	J
EPA TO-15	1,3-Butadiene	UG/M3	550	U	130	U	0.85	U	0.83	U	0.87	U
EPA TO-15	1,3-Dichlorobenzene	UG/M3	570	U	130	U	0.87	U	0.85	U	0.89	U
EPA TO-15	1,4-Dichlorobenzene	UG/M3	570	U	130	U	0.87	U	0.85	U	0.15	J
EPA TO-15	1,4-Dioxane	UG/M3	570	U	130	U	0.87	U	0.85	U	0.89	U
EPA TO-15	2-Butanone	UG/M3	1,200	U	260	U	0.55	J	1.3	J	1.3	J
EPA TO-15	2-Hexanone	UG/M3	570	U	130	U	0.87	U	0.19	J	0.89	U
EPA TO-15	2-Propanol	UG/M3	2,200	U	500	U	5.3		47		24	
EPA TO-15	4-Ethyltoluene	UG/M3	570	U	130	U	0.87	U	0.85	U	0.89	U

TABLE 2 - SUMMARY OF ANALYTICAL RESULTS
DATA USABILITY SUMMARY REPORT
SVI MONITORING – FEBRUARY and MARCH 2020 SAMPLING
LOCKHEED MARTIN CORPORATION
FORMER UNISYS FACILITY -- GREAT NECK
LAKE SUCCESS, NEW YORK

		SDG	P2001321		P2001321		P2001321		P2001321		P2001321	
		Location	VP-107-33.5		VP-107-44		VP-8-10		VP-8-20		VP-8-5	
		Sample Date	3/3/2020		3/3/2020		3/6/2020		3/6/2020		3/6/2020	
		Sample ID	VP-107-200		VP-107-300		VP-8-10		VP-8-20		VP-8-5	
		QC Code	FD		FD		FS		FS		FS	
Method	Parameter	Unit	Final Result	Final Qualifier	Final Result	Final Qualifier	Final Result	Final Qualifier	Final Result	Final Qualifier	Final Result	Final Qualifier
EPA TO-15	4-Methyl-2-pentanone	UG/M3	550	U	130	U	0.85	U	0.13	J	0.15	J
EPA TO-15	Acetic acid, methyl ester	UG/M3	520	U	120	U	0.81	U	0.59	J	0.64	J
EPA TO-15	Acetone	UG/M3	5,500	U	1,300	U	8.1	J	13		17	
EPA TO-15	Allyl chloride	UG/M3	570	U	130	U	0.87	U	0.85	U	0.89	U
EPA TO-15	Benzene	UG/M3	550	U	130	U	0.58	J	0.57	J	0.8	J
EPA TO-15	Bromodichloromethane	UG/M3	570	U	130	U	0.87	U	0.85	U	0.89	U
EPA TO-15	Bromoform	UG/M3	570	U	130	U	0.87	U	0.85	U	0.89	U
EPA TO-15	Bromomethane	UG/M3	570	U	130	U	0.87	U	0.85	U	0.89	U
EPA TO-15	Carbon disulfide	UG/M3	1,200	U	260	U	1.8	U	1.7	U	0.65	J
EPA TO-15	Carbon tetrachloride	UG/M3	100	U	24	U	0.36		0.36		0.36	
EPA TO-15	Chlorobenzene	UG/M3	570	U	130	U	0.87	U	0.85	U	0.89	U
EPA TO-15	Chlorodifluoromethane	UG/M3	520	U	99	J	0.75	J	0.97		0.8	J
EPA TO-15	Chloroethane	UG/M3	570	U	130	U	0.47	J	0.85	U	0.89	U
EPA TO-15	Chloroform	UG/M3	110	J	47	J	0.26	J	0.27	J	0.23	J
EPA TO-15	Chloromethane	UG/M3	550	U	130	U	0.19	J	0.16	J	0.29	J
EPA TO-15	cis-1,2-Dichloroethene	UG/M3	580		290		0.18	U	0.17	U	0.18	U
EPA TO-15	cis-1,3-Dichloropropene	UG/M3	540	U	120	U	0.84	U	0.82	U	0.85	U
EPA TO-15	Cyclohexane	UG/M3	1,200	U	260	U	0.41	J	0.43	J	0.63	J
EPA TO-15	Dibromochloromethane	UG/M3	570	U	130	U	0.87	U	0.85	U	0.89	U
EPA TO-15	Dichlorodifluoromethane	UG/M3	550	U	130	U	2.6		2.6		2.5	
EPA TO-15	Difluoroethane	UG/M3	520	U	120	U	68		66		88	
EPA TO-15	Ethylbenzene	UG/M3	570	U	130	U	0.19	J	0.26	J	0.56	J
EPA TO-15	Freon 115	UG/M3	520	U	120	U	0.81	U	0.79	U	0.82	U
EPA TO-15	Freon 123	UG/M3	520	U	120	U	0.81	U	0.79	U	0.82	U

TABLE 2 - SUMMARY OF ANALYTICAL RESULTS
DATA USABILITY SUMMARY REPORT
SVI MONITORING – FEBRUARY and MARCH 2020 SAMPLING
LOCKHEED MARTIN CORPORATION
FORMER UNISYS FACILITY -- GREAT NECK
LAKE SUCCESS, NEW YORK

		SDG	P2001321		P2001321		P2001321		P2001321		P2001321	
		Location	VP-107-33.5		VP-107-44		VP-8-10		VP-8-20		VP-8-5	
		Sample Date	3/3/2020		3/3/2020		3/6/2020		3/6/2020		3/6/2020	
		Sample ID	VP-107-200		VP-107-300		VP-8-10		VP-8-20		VP-8-5	
		QC Code	FD		FD		FS		FS		FS	
Method	Parameter	Unit	Final Result	Final Qualifier	Final Result	Final Qualifier	Final Result	Final Qualifier	Final Result	Final Qualifier	Final Result	Final Qualifier
EPA TO-15	Hexachlorobutadiene	UG/M3	550	U	130	U	0.85	U	0.83	U	0.87	U
EPA TO-15	Hexane	UG/M3	570	U	130	U	0.9		1.2		1.9	
EPA TO-15	Isopropylbenzene	UG/M3	570	U	130	U	0.87	U	0.85	U	0.89	U
EPA TO-15	Methyl cyclohexane	UG/M3	520	U	120	U	0.81	U	0.79	U	0.5	J
EPA TO-15	Methyl Tertbutyl Ether	UG/M3	570	U	130	U	0.87	U	0.85	U	0.89	U
EPA TO-15	Methylene chloride	UG/M3	550	U	130	U	0.38	J	0.36	J	0.41	J
EPA TO-15	Styrene	UG/M3	550	U	130	U	0.85	U	0.83	U	0.87	U
EPA TO-15	Tetrachloroethene	UG/M3	1,100		710		0.31	J	0.58	J	0.34	J
EPA TO-15	Toluene	UG/M3	570	U	130	U	0.58	J	0.88		1.4	
EPA TO-15	trans-1,2-Dichloroethene	UG/M3	570	U	130	U	0.87	U	0.85	U	0.89	U
EPA TO-15	trans-1,3-Dichloropropene	UG/M3	550	U	130	U	0.85	U	0.83	U	0.87	U
EPA TO-15	Trichloroethene	UG/M3	170,000		23,000		0.27		2.9		0.15	J
EPA TO-15	Trichlorofluoromethane	UG/M3	550	U	130	U	1.3		1.3		1.3	
EPA TO-15	Vinyl chloride	UG/M3	120	U	26	U	0.18	U	0.17	U	0.18	U
EPA TO-15	Xylene, o	UG/M3	570	U	130	U	0.23	J	0.28	J	0.39	J
EPA TO-15	Xylenes (m&p)	UG/M3	1,200	U	260	U	0.64	J	0.79	J	1.3	J

TABLE 2 - SUMMARY OF ANALYTICAL RESULTS
DATA USABILITY SUMMARY REPORT
SVI MONITORING – FEBRUARY and MARCH 2020 SAMPLING
LOCKHEED MARTIN CORPORATION
FORMER UNISYS FACILITY -- GREAT NECK
LAKE SUCCESS, NEW YORK

		SDG	P2001321		P2001321		P2001321		P2001321		P2001321	
		Location	VP-8D-53.5		VP-8D-53.5		VP-8D-62.5		VP-8D-62.5		VP-8D-72.5	
		Sample Date	3/6/2020		3/6/2020		3/6/2020		3/6/2020		3/6/2020	
		Sample ID	VP-8D-100		VP-8D-53.5		VP-8D-200		VP-8D-62.5		VP-8D-72.5	
		QC Code	FD		FS		FD		FS		FS	
Method	Parameter	Unit	Final Result	Final Qualifier	Final Result	Final Qualifier	Final Result	Final Qualifier	Final Result	Final Qualifier	Final Result	Final Qualifier
EPA TO-15	1,1,1-Trichloroethane	UG/M3	130	U	280	U	130	U	140	U	51	U
EPA TO-15	1,1,2,2-Tetrachloroethane	UG/M3	130	U	280	U	130	U	140	U	51	U
EPA TO-15	1,1,2-Trichloro-1,2,2-Trifluoroethane	UG/M3	64	J	64	J	51	J	50	J	39	J
EPA TO-15	1,1,2-Trichloroethane	UG/M3	15	J	280	U	130	U	140	U	7.2	J
EPA TO-15	1,1-Dichloroethane	UG/M3	130	U	280	U	130	U	140	U	52	U
EPA TO-15	1,1-Dichloroethene	UG/M3	27	U	56	U	27	U	28	U	10	U
EPA TO-15	1,2,4-Trichlorobenzene	UG/M3	130	U	280	U	130	U	140	U	51	U
EPA TO-15	1,2,4-Trimethylbenzene	UG/M3	130	U	280	U	130	U	140	U	51	U
EPA TO-15	1,2-Dibromo-3-chloropropane	UG/M3	130	U	270	U	130	U	130	U	50	U
EPA TO-15	1,2-Dibromoethane	UG/M3	130	U	280	U	130	U	140	U	51	U
EPA TO-15	1,2-Dichloro-1,1,2,2-tetrafluoroethane	UG/M3	130	U	270	U	130	U	130	U	50	U
EPA TO-15	1,2-Dichlorobenzene	UG/M3	130	U	280	U	130	U	140	U	51	U
EPA TO-15	1,2-Dichloroethane	UG/M3	130	U	280	U	130	U	140	U	51	U
EPA TO-15	1,2-Dichloroethene (total)	UG/M3	530		520		460		440		370	
EPA TO-15	1,2-Dichloropropane	UG/M3	130	U	280	U	130	U	140	U	51	U
EPA TO-15	1,3,5-Trimethylbenzene	UG/M3	130	U	270	U	130	U	130	U	50	U
EPA TO-15	1,3-Butadiene	UG/M3	130	U	270	U	130	U	130	U	50	U
EPA TO-15	1,3-Dichlorobenzene	UG/M3	130	U	280	U	130	U	140	U	51	U
EPA TO-15	1,4-Dichlorobenzene	UG/M3	130	U	280	U	130	U	140	U	51	U
EPA TO-15	1,4-Dioxane	UG/M3	130	U	280	U	130	U	140	U	51	U
EPA TO-15	2-Butanone	UG/M3	270	U	560	U	270	U	280	U	100	U
EPA TO-15	2-Hexanone	UG/M3	130	U	280	U	130	U	140	U	51	U
EPA TO-15	2-Propanol	UG/M3	510	U	1,100	U	510	U	530	U	200	U
EPA TO-15	4-Ethyltoluene	UG/M3	130	U	280	U	130	U	140	U	51	U

TABLE 2 - SUMMARY OF ANALYTICAL RESULTS
DATA USABILITY SUMMARY REPORT
SVI MONITORING – FEBRUARY and MARCH 2020 SAMPLING
LOCKHEED MARTIN CORPORATION
FORMER UNISYS FACILITY -- GREAT NECK
LAKE SUCCESS, NEW YORK

		SDG	P2001321		P2001321		P2001321		P2001321		P2001321	
		Location	VP-8D-53.5		VP-8D-53.5		VP-8D-62.5		VP-8D-62.5		VP-8D-72.5	
		Sample Date	3/6/2020		3/6/2020		3/6/2020		3/6/2020		3/6/2020	
		Sample ID	VP-8D-100		VP-8D-53.5		VP-8D-200		VP-8D-62.5		VP-8D-72.5	
		QC Code	FD		FS		FD		FS		FS	
Method	Parameter	Unit	Final Result	Final Qualifier	Final Result	Final Qualifier	Final Result	Final Qualifier	Final Result	Final Qualifier	Final Result	Final Qualifier
EPA TO-15	4-Methyl-2-pentanone	UG/M3	130	U	270	U	130	U	130	U	50	U
EPA TO-15	Acetic acid, methyl ester	UG/M3	120	U	260	U	120	U	130	U	47	U
EPA TO-15	Acetone	UG/M3	1,300	U	2,700	U	1,300	U	1,300	U	500	U
EPA TO-15	Allyl chloride	UG/M3	130	U	280	U	130	U	140	U	51	U
EPA TO-15	Benzene	UG/M3	130	U	270	U	130	U	130	U	50	U
EPA TO-15	Bromodichloromethane	UG/M3	130	U	280	U	130	U	140	U	51	U
EPA TO-15	Bromoform	UG/M3	130	U	280	U	130	U	140	U	51	U
EPA TO-15	Bromomethane	UG/M3	130	U	280	U	130	U	140	U	51	U
EPA TO-15	Carbon disulfide	UG/M3	270	U	560	U	270	U	280	U	100	U
EPA TO-15	Carbon tetrachloride	UG/M3	24	U	51	U	24	U	25	U	9.4	U
EPA TO-15	Chlorobenzene	UG/M3	130	U	280	U	130	U	140	U	51	U
EPA TO-15	Chlorodifluoromethane	UG/M3	160		160	J	160		150		140	
EPA TO-15	Chloroethane	UG/M3	130	U	280	U	130	U	140	U	51	U
EPA TO-15	Chloroform	UG/M3	39	J	42	J	40	J	39	J	34	J
EPA TO-15	Chloromethane	UG/M3	130	U	270	U	130	U	130	U	50	U
EPA TO-15	cis-1,2-Dichloroethene	UG/M3	530		520		460		440		370	
EPA TO-15	cis-1,3-Dichloropropene	UG/M3	130	U	270	U	130	U	130	U	49	U
EPA TO-15	Cyclohexane	UG/M3	270	U	560	U	270	U	280	U	100	U
EPA TO-15	Dibromochloromethane	UG/M3	130	U	280	U	130	U	140	U	51	U
EPA TO-15	Dichlorodifluoromethane	UG/M3	130	U	270	U	130	U	130	U	50	U
EPA TO-15	Difluoroethane	UG/M3	120	U	260	U	120	U	130	U	47	U
EPA TO-15	Ethylbenzene	UG/M3	130	U	280	U	130	U	140	U	51	U
EPA TO-15	Freon 115	UG/M3	120	U	260	U	120	U	130	U	47	U
EPA TO-15	Freon 123	UG/M3	120	U	260	U	120	U	130	U	47	U

TABLE 2 - SUMMARY OF ANALYTICAL RESULTS
DATA USABILITY SUMMARY REPORT
SVI MONITORING – FEBRUARY and MARCH 2020 SAMPLING
LOCKHEED MARTIN CORPORATION
FORMER UNISYS FACILITY -- GREAT NECK
LAKE SUCCESS, NEW YORK

		SDG	P2001321		P2001321		P2001321		P2001321		P2001321	
		Location	VP-8D-53.5		VP-8D-53.5		VP-8D-62.5		VP-8D-62.5		VP-8D-72.5	
		Sample Date	3/6/2020		3/6/2020		3/6/2020		3/6/2020		3/6/2020	
		Sample ID	VP-8D-100		VP-8D-53.5		VP-8D-200		VP-8D-62.5		VP-8D-72.5	
		QC Code	FD		FS		FD		FS		FS	
Method	Parameter	Unit	Final Result	Final Qualifier	Final Result	Final Qualifier	Final Result	Final Qualifier	Final Result	Final Qualifier	Final Result	Final Qualifier
EPA TO-15	Hexachlorobutadiene	UG/M3	130	U	270	U	130	U	130	U	50	U
EPA TO-15	Hexane	UG/M3	130	U	280	U	130	U	140	U	51	U
EPA TO-15	Isopropylbenzene	UG/M3	130	U	280	U	130	U	140	U	51	U
EPA TO-15	Methyl cyclohexane	UG/M3	120	U	260	U	120	U	130	U	47	U
EPA TO-15	Methyl Tertbutyl Ether	UG/M3	130	U	280	U	130	U	140	U	51	U
EPA TO-15	Methylene chloride	UG/M3	130	U	270	U	130	U	130	U	50	U
EPA TO-15	Styrene	UG/M3	130	U	270	U	130	U	130	U	50	U
EPA TO-15	Tetrachloroethene	UG/M3	690		680		890		660		630	
EPA TO-15	Toluene	UG/M3	130	U	280	U	130	U	140	U	51	U
EPA TO-15	trans-1,2-Dichloroethene	UG/M3	130	U	280	U	130	U	140	U	51	U
EPA TO-15	trans-1,3-Dichloropropene	UG/M3	130	U	270	U	130	U	130	U	50	U
EPA TO-15	Trichloroethene	UG/M3	39,000		41,000		21,000		20,000		7,300	
EPA TO-15	Trichlorofluoromethane	UG/M3	130	U	270	U	130	U	130	U	9.5	J
EPA TO-15	Vinyl chloride	UG/M3	27	U	56	U	27	U	28	U	10	U
EPA TO-15	Xylene, o	UG/M3	130	U	280	U	130	U	140	U	51	U
EPA TO-15	Xylenes (m&p)	UG/M3	270	U	560	U	270	U	280	U	100	U

TABLE 3 - SUMMARY OF QUALIFICATION ACTIONS
DATA USABILITY SUMMARY REPORT
SVI MONITORING – FEBRUARY and MARCH 2020 SAMPLING
LOCKHEED MARTIN CORPORATION
FORMER UNISYS FACILITY -- GREAT NECK
LAKE SUCCESS, NEW YORK

SDG	Method	Lab Sample ID	Field Sample ID	Parameter Name	Lab Result	Lab Qualifier	Validated Result	Validated Qualifier	Val Reason Code	Units
P2001311	EPA TO-15	P2001311-002	VP-106-11	Methyl Tertbutyl Ether	0.8	U,L	0.8	UJ	LCSL	UG/M3
P2001311	EPA TO-15	P2001311-003	VP-106-19.5	Methyl Tertbutyl Ether	0.78	U,L	0.78	UJ	LCSL	UG/M3
P2001311	EPA TO-15	P2001311-004	VP-106-28	Methyl Tertbutyl Ether	0.83	U,L	0.83	UJ	LCSL	UG/M3
P2001311	EPA TO-15	P2001311-001	VP-106-5	Methyl Tertbutyl Ether	0.77	U,L	0.77	UJ	LCSL	UG/M3
P2001311	EPA TO-15	P2001311-005	VP-106-56	Methyl Tertbutyl Ether	2.5	U,L	2.5	UJ	LCSL	UG/M3
P2001311	EPA TO-15	P2001311-014	VP-NYSDEC-5-100	Acetone	11000		11,000	J	FD	UG/M3
P2001311	EPA TO-15	P2001311-014	VP-NYSDEC-5-100	Chloromethane	200	U	200	UJ	LCSL	UG/M3
P2001311	EPA TO-15	P2001311-014	VP-NYSDEC-5-100	Methyl Tertbutyl Ether	200	U,L	200	UJ	LCSL	UG/M3
P2001311	EPA TO-15	P2001311-015	VP-NYSDEC-5-200	Chloromethane	510	U	510	UJ	LCSL	UG/M3
P2001311	EPA TO-15	P2001311-015	VP-NYSDEC-5-200	Methyl Tertbutyl Ether	520	U,L	520	UJ	LCSL	UG/M3
P2001311	EPA TO-15	P2001311-011	VP-NYSDEC-5-30	Acetone	2100	U	2,100	UJ	FD	UG/M3
P2001311	EPA TO-15	P2001311-011	VP-NYSDEC-5-30	Chloromethane	210	U	210	UJ	LCSL	UG/M3
P2001311	EPA TO-15	P2001311-011	VP-NYSDEC-5-30	Methyl Tertbutyl Ether	220	U,L	220	UJ	LCSL	UG/M3
P2001311	EPA TO-15	P2001311-016	VP-NYSDEC-5-300	Acetone	28000	U	28,000	UJ	FD	UG/M3
P2001311	EPA TO-15	P2001311-016	VP-NYSDEC-5-300	Chloromethane	2800	U	2,800	UJ	LCSL	UG/M3
P2001311	EPA TO-15	P2001311-016	VP-NYSDEC-5-300	Methyl Tertbutyl Ether	2800	U,L	2,800	UJ	LCSL	UG/M3
P2001311	EPA TO-15	P2001311-012	VP-NYSDEC-5-40	Chloromethane	670	U	670	UJ	LCSL	UG/M3
P2001311	EPA TO-15	P2001311-012	VP-NYSDEC-5-40	Methyl Tertbutyl Ether	690	U,L	690	UJ	LCSL	UG/M3
P2001311	EPA TO-15	P2001311-013	VP-NYSDEC-5-50	Acetone	54000		54,000	J	FD	UG/M3
P2001311	EPA TO-15	P2001311-013	VP-NYSDEC-5-50	Chloromethane	1200	U	1,200	UJ	LCSL	UG/M3
P2001311	EPA TO-15	P2001311-013	VP-NYSDEC-5-50	Methyl Tertbutyl Ether	1200	U,L	1,200	UJ	LCSL	UG/M3
P2001313	EPA TO-15	P2001313-004	VP-104-10	Methyl Tertbutyl Ether	0.83	U,L	0.83	UJ	LCSL	UG/M3
P2001313	EPA TO-15	P2001313-005	VP-104-19	Methyl Tertbutyl Ether	0.78	U,L	0.78	UJ	LCSL	UG/M3
P2001313	EPA TO-15	P2001313-006	VP-104-30	Methyl Tertbutyl Ether	0.81	U,L	0.81	UJ	LCSL	UG/M3
P2001313	EPA TO-15	P2001313-007	VP-104-40	Methyl Tertbutyl Ether	3.4	U,L	3.4	UJ	LCSL	UG/M3
P2001313	EPA TO-15	P2001313-003	VP-104-5	Methyl Tertbutyl Ether	0.79	U,L	0.79	UJ	LCSL	UG/M3
P2001313	EPA TO-15	P2001313-008	VP-104-50	Methyl Tertbutyl Ether	1.9	U,L	1.9	UJ	LCSL	UG/M3

TABLE 3 - SUMMARY OF QUALIFICATION ACTIONS
DATA USABILITY SUMMARY REPORT
SVI MONITORING – FEBRUARY and MARCH 2020 SAMPLING
LOCKHEED MARTIN CORPORATION
FORMER UNISYS FACILITY -- GREAT NECK
LAKE SUCCESS, NEW YORK

SDG	Method	Lab Sample ID	Field Sample ID	Parameter Name	Lab Result	Lab Qualifier	Validated Result	Validated Qualifier	Val Reason Code	Units
P2001313	EPA TO-15	P2001313-009	VP-104-62	Methyl Tertbutyl Ether	3.2	U,L	3.2	UJ	LCSL	UG/M3
P2001313	EPA TO-15	P2001313-010	VP-104-73	Methyl Tertbutyl Ether	3.1	U,L	3.1	UJ	LCSL	UG/M3
P2001313	EPA TO-15	P2001313-001	VP-105-60	Methyl Tertbutyl Ether	14	U,L	14	UJ	LCSL	UG/M3
P2001313	EPA TO-15	P2001313-002	VP-105-72	Methyl Tertbutyl Ether	3.4	U,L	3.4	UJ	LCSL	UG/M3
P2001313	EPA TO-15	P2001313-018	VP-107-100	Methyl Tertbutyl Ether	1300	U,L	1,300	UJ	LCSL	UG/M3
P2001313	EPA TO-15	P2001313-012	VP-107-13	Methyl Tertbutyl Ether	0.9	U,L	0.9	UJ	LCSL	UG/M3
P2001313	EPA TO-15	P2001313-013	VP-107-20	Methyl Tertbutyl Ether	1200	U,L	1,200	UJ	LCSL	UG/M3
P2001313	EPA TO-15	P2001313-014	VP-107-33.5	Methyl Tertbutyl Ether	1100	U,L	1,100	UJ	LCSL	UG/M3
P2001313	EPA TO-15	P2001313-015	VP-107-44	Methyl Tertbutyl Ether	130	U,L	130	UJ	LCSL	UG/M3
P2001313	EPA TO-15	P2001313-011	VP-107-5	Methyl Tertbutyl Ether	0.93	U,L	0.93	UJ	LCSL	UG/M3
P2001313	EPA TO-15	P2001313-016	VP-107-60	Methyl Tertbutyl Ether	8.4	U,L	8.4	UJ	LCSL	UG/M3
P2001313	EPA TO-15	P2001313-017	VP-107-74	Methyl Tertbutyl Ether	8.6	U,L	8.6	UJ	LCSL	UG/M3
P2001315	EPA TO-15	P2001315-015	VP-1-10	Methyl Tertbutyl Ether	0.8	U	0.8	UJ	LCSL	UG/M3
P2001315	EPA TO-15	P2001315-016	VP-1-20	Methyl Tertbutyl Ether	0.78	U,L	0.78	UJ	LCSL	UG/M3
P2001315	EPA TO-15	P2001315-017	VP-1-30	Methyl Tertbutyl Ether	0.7	U,L	0.7	UJ	LCSL	UG/M3
P2001315	EPA TO-15	P2001315-014	VP-1-5	Methyl Tertbutyl Ether	0.77	U	0.77	UJ	LCSL	UG/M3
P2001315	EPA TO-15	P2001315-001	VP-101-27	Methyl Tertbutyl Ether	0.88	U,L	0.88	UJ	LCSL	UG/M3
P2001315	EPA TO-15	P2001315-003	VP-108-10	Methyl Tertbutyl Ether	0.73	U	0.73	UJ	LCSL	UG/M3
P2001315	EPA TO-15	P2001315-006	VP-108-100	Methyl Tertbutyl Ether	500	U,L	500	UJ	LCSL	UG/M3
P2001315	EPA TO-15	P2001315-004	VP-108-20	Methyl Tertbutyl Ether	0.77	U	0.77	UJ	LCSL	UG/M3
P2001315	EPA TO-15	P2001315-005	VP-108-29.5	Methyl Tertbutyl Ether	500	U,L	500	UJ	LCSL	UG/M3
P2001315	EPA TO-15	P2001315-002	VP-108-5	Methyl Tertbutyl Ether	0.74	U,L	0.74	UJ	LCSL	UG/M3
P2001315	EPA TO-15	P2001315-007	VP-108D-50.5	Methyl Tertbutyl Ether	3.6	U	3.6	UJ	LCSL	UG/M3
P2001315	EPA TO-15	P2001315-008	VP-108D-60	Methyl Tertbutyl Ether	1.6	U	1.6	UJ	LCSL	UG/M3
P2001315	EPA TO-15	P2001315-009	VP-108D-70	Methyl Tertbutyl Ether	0.82	U	0.82	UJ	LCSL	UG/M3
P2001315	EPA TO-15	P2001315-011	VP-2-10	Methyl Tertbutyl Ether	0.82	U	0.82	UJ	LCSL	UG/M3
P2001315	EPA TO-15	P2001315-012	VP-2-20	Methyl Tertbutyl Ether	0.8	U	0.8	UJ	LCSL	UG/M3

TABLE 3 - SUMMARY OF QUALIFICATION ACTIONS
DATA USABILITY SUMMARY REPORT
SVI MONITORING – FEBRUARY and MARCH 2020 SAMPLING
LOCKHEED MARTIN CORPORATION
FORMER UNISYS FACILITY -- GREAT NECK
LAKE SUCCESS, NEW YORK

SDG	Method	Lab Sample ID	Field Sample ID	Parameter Name	Lab Result	Lab Qualifier	Validated Result	Validated Qualifier	Val Reason Code	Units
P2001315	EPA TO-15	P2001315-013	VP-2-30	Methyl Tertbutyl Ether	0.77	U	0.77	UJ	LCSL	UG/M3
P2001315	EPA TO-15	P2001315-010	VP-2-5	Methyl Tertbutyl Ether	0.79	U	0.79	UJ	LCSL	UG/M3
P2001315	EPA TO-15	P2001315-019	VP-5-10	Methyl Tertbutyl Ether	0.72	U	0.72	UJ	LCSL	UG/M3
P2001315	EPA TO-15	P2001315-020	VP-5-20	Methyl Tertbutyl Ether	0.74	U	0.74	UJ	LCSL	UG/M3
P2001315	EPA TO-15	P2001315-021	VP-5-30	Methyl Tertbutyl Ether	0.8	U	0.8	UJ	LCSL	UG/M3
P2001315	EPA TO-15	P2001315-018	VP-5-5	Methyl Tertbutyl Ether	0.75	U,L	0.75	UJ	LCSL	UG/M3
P2001320	EPA TO-15	P2001320-017	VP-103-5	Tetrachloroethene	0.25	J,B	0.84	U	BL1	UG/M3
P2001320	EPA TO-15	P2001320-017	VP-103-5	Trichloroethene	0.25	B	0.25	U	BL1	UG/M3

ATTACHMENT A
SUMMARY OF VALIDATION QC LIMITS FOR SURROGATES, SPIKES, AND DUPLICATES
BASED ON THE REGION 2 VALIDATION GUIDELINES

PARAMETER	QC TEST	ANALYTE	AIR (%R)	AIR (RPD)
Volatiles TO-15	Surrogate	All Surrogate Compounds	Lab Limits	
	LCS	All Target Compounds	70 - 130	
	Field Duplicate	All Target Compounds		50

Notes:
LCS - Laboratory Control Sample
RPD = Relative percent difference
%R = percent recovery
QC Limits are based on USEPA Region II Data Validation Guidelines and Project QA/QC Objectives
Surrogates for air samples are not specified in the Region II Data Validation Guidelines (2016)

DATA USABILITY SUMMARY REPORT
SVI MONITORING – FEBRUARY and MARCH 2020 SAMPLING
LOCKHEED MARTIN CORPORATION
FORMER UNISYS FACILITY -- GREAT NECK
LAKE SUCCESS, NEW YORK

ATTACHMENT B

VOCs in Air

NYSDEC DUSR PROJECT CHEMIST REVIEW RECORD
Project: LMC Great Neck -- SVI
Method : TO-15
Laboratory and SDG(s): ALS Simi Valley, CA **SDG#** P2001311, P2001313, P2001314, P2001315, P2001320, P2001321
Date: 04/02/2020
Reviewer: Liesel Krout
Review Level [X] NYSDEC DUSR [ ] USEPA Region II Guideline

Control limits are from EPA Region 2 - SOP# HW-31, October 2006.

1. [☑] **Case Narrative Review and Data Package Completeness** COMMENTS
   Were problems noted? Yes - see attached
   Are Field Sample IDs and Locations assigned correctly? YES NO (circle one) Sample ID VP-105-33.5 corrected to VP-107-33.5 in TED to match COC
   Were all the samples on the COC analyzed for the requested analyses? YES NO (circle one)
2. [☑] **Holding time and Sample Collection**
   Were samples analyzed within the 30 day holding time? YES NO (circle one) Sample dates for samples VP-4-5 and VP-5-30 were corrected in TED to match COC
3. [☑] **QC Blanks** (use 5x rule for calculating action levels)
   Are method blanks free of contamination? YES NO (circle one) See attached
4. [☑] **Instrument Tuning – Data Package Narrative Review**
   Did the laboratory narrative identify any results that were not within method criteria? YES NO (circle one)
   If yes, use professional judgment to evaluate data and qualify results if needed
5. [☑] **Instrument Calibration - Data Package Narrative Review**
   Did the laboratory narrative identify compounds that were not within method criteria (%RSD ≤30; %D ≤30) in the initial calibration and/or continuing calibration standards? YES NO
   See attached- no quals
   Did the laboratory qualify results based on initial or continuing calibration exceedances? YES NO NA
   If yes to above, use professional judgment to evaluate data and qualify results if needed
6. [☑] **Internal Standards – Data Package Narrative Review**
   (Area Limits = +40% to -40%, RTs within 20 seconds of daily CCAL standard (or ICAL mid-point if samples follow ICAL))
   Did the laboratory narrative identify any sample internal standards that were not within criteria? YES NO (circle one)
   Did the laboratory qualify results based on internal standard exceedances? YES NO NA
   If yes to above, use professional judgment to evaluate data and qualify results if needed
7. [☑] **Surrogate Recovery**
   Were all results within laboratory limits? YES NO (circle one)
8. [☑] **Field Duplicates**
   Were Field Duplicates submitted/analyzed? YES NO
   Were all results were within criteria (Field Dup RPD goal = 50). YES NO NA (circle one)
9. [☑] **Laboratory Control Sample Results** (limits 70-130%) See attached for quals
   Were all results within limits? YES NO (circle one) See attached for quals
10. [☑] **Reporting Limits:** Were samples analyzed at a dilution? YES NO (circle one)
    A subset of samples were analyzed at a dilution - elevated RLs reported

11. ☑ Raw Data Review and Calculation Checks

See attached

12. ☑ Electronic Data Review and Edits

Does the EDD match the Form Is? YES NO (circle one)

13. ☑ **Tables Review**

Table 1 (Samples and Analytical Methods)
Table 2 (Analytical Results)
Table 3 (Qualification Actions)
Were all tables produced and reviewed? YES NO (circle one)

Table 4 (TICs) Did lab report TICs? YES NO (circle one)

2655 Park Center Dr., Suite A
Simi Valley, CA 93065
T: +1 805 526 7161
www.alsglobal.com

LABORATORY REPORT

March 24, 2020

Eric Weinstock
Wood
214-25 42nd Avenue
Bayside, NY 11361

RE: Former Unisys SV Sampling / 3617187442

Dear Eric:

Your report P20013211has been amended for the samples submitted to our laboratory on March 6, 2020. The qualifier field was corrected for CFC 22 on page 29 of the report to denote the qualifier as ' J, X'. The sample results have not been affected. The change has been indicated by the "Revised Page" footer located at the bottom right of the affected page. updated in TED

All analyses were performed according to our laboratory's NELAP and DoD-ELAP-approved quality assurance program. The test results meet requirements of the current NELAP and DoD-ELAP standards, where applicable, and except as noted in the laboratory case narrative provided. For a specific list of NELAP and DoD-ELAP-accredited analytes, refer to the certifications section at www.alsglobal.com. Results are intended to be considered in their entirety and apply only to the samples analyzed and reported herein.

If you have any questions, please call me at (805) 526-7161.

Respectfully submitted,

ALS | Environmental

By Sue Anderson at 9:29 am, Mar 30, 2020

Sue Anderson
Project Manager

LLK 04/01/2020

2655 Park Center Dr., Suite A
Simi Valley, CA 93065
T: +1 805 526 7161
www.alsglobal.com

Client: Wood
Project: Former Unisys SV Sampling / 3617187442

Service Request No: P2001311
New York Lab ID: 11221

CASE NARRATIVE

The samples were received intact under chain of custody on March 6, 2020 and were stored in accordance with the analytical method requirements. Please refer to the sample acceptance check form for additional information. The results reported herein are applicable only to the condition of the samples at the time of sample receipt.

Volatile Organic Compound Analysis

The samples were analyzed for volatile organic compounds in accordance with EPA Method TO-15 from the Compendium of Methods for the Determination of Toxic Organic Compounds in Ambient Air, Second Edition (EPA/625/R-96/010b), January, 1999. This procedure is described in laboratory SOP VOA-TO15. The analytical system was comprised of a gas chromatograph / mass spectrometer (GC/MS) interfaced to a whole-air preconcentrator. This method is included on the laboratory's NELAP and DoD-ELAP scope of accreditation. Any analytes flagged with an X are not included on the NELAP or DoD-ELAP accreditation.

☑ The lower control criterion was exceeded for methyl tert-butyl ether in the Laboratory Control Samples (LCS/LCSD) analyzed on March 17 and 18, 2020. The error associated with the reduced recovery equates to a potential low bias. However, a Method Reporting Limit (MRL) check standard containing the analyte of concern was analyzed and verified that instrument sensitivity was adequate to detect the analyte at the MRL on the day of analysis. Since the sensitivity was verified and the samples were non-detect, the data quality has not been significantly affected. No further corrective action was taken.

See attached for LCS review

☑ The minimum criterion for 1,1-difluoroethane was not met in the Continuing Calibration Verification (CCV) analyzed on March 18,2020. A Method Reporting Limit (MRL) check standard containing the analyte of concern was analyzed each day of analysis. The MRL check standard verified that instrument sensitivity was adequate to detect the analyte at the MRL on the day of analysis. With the exception of sample VP-9-20, this compound was not detected in the field samples, the data quality has not been significantly affected. The result for 1,1-DFA in the above mentioned sample will be flagged appropriately. No further corrective action was necessary.

MRL okay - no quals

The containers were cleaned, prior to sampling, down to the method reporting limit (MRL) reported for this project. For projects requiring DoD QSM 5.1 compliance canisters were cleaned to <1/2 the MRL. Please note, projects which require reporting below the MRL could have results between the MRL and method detection limit (MDL) that are biased high.

The results of analyses are given in the attached laboratory report. All results are intended to be considered in their entirety, and ALS Environmental (ALS) is not responsible for utilization of less than the complete report.

Use of ALS Environmental (ALS)'s Name. Client shall not use ALS's name or trademark in any marketing or reporting materials, press releases or in any other manner ("Materials") whatsoever and shall not attribute to ALS any test result, tolerance or specification derived from ALS's data ("Attribution") without ALS's prior written consent, which may be withheld by ALS for any reason in its sole discretion. To request ALS's consent, Client shall provide copies of the proposed Materials or Attribution and describe in writing Client's proposed use of such Materials or Attribution. If ALS has not provided written approval of the Materials or Attribution within ten (10) days of receipt from Client, Client's request to use ALS's name or trademark in any Materials or Attribution shall be deemed denied. ALS may, in its discretion, reasonably charge Client for its time in reviewing Materials or Attribution requests. Client acknowledges and agrees that the unauthorized use of ALS's name or trademark may cause ALS to incur irreparable harm for which the recovery of money damages will be inadequate. Accordingly, Client acknowledges and agrees that a violation shall justify preliminary injunctive relief. For questions contact the laboratory.

LLK 04/01/2020

2655 Park Center Dr., Suite A
Simi Valley, CA 93065
T: +1 805 526 7161
www.alsglobal.com

LABORATORY REPORT

March 30, 2020

Eric Weinstock
Wood
214-25 42nd Avenue
Bayside, NY 11361

RE: Former Unisys SV Sampling / 3617187442

Dear Eric:

Your report P2001313 has been amended for the samples submitted to our laboratory on March 6, 2020. The qualifier field was corrected for Methylcyclohexane on page 23 and CFC 22 on page 44 of the report to denote the qualifier as 'J, X'. The sample results have not been affected. The change has been indicated by the "Revised Page" footer located at the bottom right of the affected page.

Updated in TED

All analyses were performed according to our laboratory's NELAP and DoD-ELAP-approved quality assurance program. The test results meet requirements of the current NELAP and DoD-ELAP standards, where applicable, and except as noted in the laboratory case narrative provided. For a specific list of NELAP and DoD-ELAP-accredited analytes, refer to the certifications section at www.alsglobal.com. Results are intended to be considered in their entirety and apply only to the samples analyzed and reported herein.

If you have any questions, please call me at (805) 526-7161.

Respectfully submitted,

ALS | Environmental

By Sue Anderson at 9:48 am, Mar 30, 2020

Sue Anderson
Project Manager

LLK 04/01/2020

2655 Park Center Dr., Suite A
Simi Valley, CA 93065
T: +1 805 526 7161
www.alsglobal.com

Client: Wood
Project: Former Unisys SV Sampling / 3617187442

Service Request No: P2001313

CASE NARRATIVE

The samples were received intact under chain of custody on March 6, 2020 and were stored in accordance with the analytical method requirements. Please refer to the sample acceptance check form for additional information. The results reported herein are applicable only to the condition of the samples at the time of sample receipt.

Volatile Organic Compound Analysis

The samples were analyzed for volatile organic compounds in accordance with EPA Method TO-15 from the Compendium of Methods for the Determination of Toxic Organic Compounds in Ambient Air, Second Edition (EPA/625/R-96/010b), January, 1999. This procedure is described in laboratory SOP VOA-TO15. The analytical system was comprised of a gas chromatograph / mass spectrometer (GC/MS) interfaced to a whole-air preconcentrator. This method is included on the laboratory's NELAP and DoD-ELAP scope of accreditation. Any analytes flagged with an X are not included on the NELAP or DoD-ELAP accreditation.

☑ The lower control criterion was exceeded for methyl tert.-butyl ether in the Laboratory Control Samples (LCS/LCSD) analyzed on March 16 and 17, 2020. The error associated with the reduced recoveries equate to a potential low bias. However, a Method Reporting Limit (MRL) check standard containing the analyte of concern was analyzed and verified that instrument sensitivity at the MRL on the day of analysis. Since the samples were non-detect, the data quality has not been significantly affected. No further corrective action was taken.

See attached for LCS review

The containers were cleaned, prior to sampling, down to the method reporting limit (MRL) reported for this project. For projects requiring DoD QSM 5.1 compliance canisters were cleaned to <1/2 the MRL. Please note, projects which require reporting below the MRL could have results between the MRL and method detection limit (MDL) that are biased high.

The results of analyses are given in the attached laboratory report. All results are intended to be considered in their entirety, and ALS Environmental (ALS) is not responsible for utilization of less than the complete report.

Use of ALS Environmental (ALS)'s Name. Client shall not use ALS's name or trademark in any marketing or reporting materials, press releases or in any other manner ("Materials") whatsoever and shall not attribute to ALS any test result, tolerance or specification derived from ALS's data ("Attribution") without ALS's prior written consent, which may be withheld by ALS for any reason in its sole discretion. To request ALS's consent, Client shall provide copies of the proposed Materials or Attribution and describe in writing Client's proposed use of such Materials or Attribution. If ALS has not provided written approval of the Materials or Attribution within ten (10) days of receipt from Client, Client's request to use ALS's name or trademark in any Materials or Attribution shall be deemed denied. ALS may, in its discretion, reasonably charge Client for its time in reviewing Materials or Attribution requests. Client acknowledges and agrees that the unauthorized use of ALS's name or trademark may cause ALS to incur irreparable harm for which the recovery of money damages will be inadequate. Accordingly, Client acknowledges and agrees that a violation shall justify preliminary injunctive relief. For questions contact the laboratory.

LLK 04/01/2020

2655 Park Center Dr., Suite A
Simi Valley, CA 93065
T: +1 805 526 7161
www.alsglobal.com

Client: Wood
Project: Former Unisys SV Sampling / 3617187442

Service Request No: P2001315
New York Lab ID: 11221

CASE NARRATIVE

The samples were received intact under chain of custody on March 6, 2020 and were stored in accordance with the analytical method requirements. Please refer to the sample acceptance check form for additional information. The results reported herein are applicable only to the condition of the samples at the time of sample receipt.

Volatile Organic Compound Analysis

The samples were analyzed for volatile organic compounds in accordance with EPA Method TO-15 from the Compendium of Methods for the Determination of Toxic Organic Compounds in Ambient Air, Second Edition (EPA/625/R-96/010b), January, 1999. This procedure is described in laboratory SOP VOA-TO15. The analytical system was comprised of a gas chromatograph / mass spectrometer (GC/MS) interfaced to a whole-air preconcentrator. This method is included on the laboratory's NELAP and DoD-ELAP scope of accreditation. Any analytes flagged with an X are not included on the NELAP or DoD-ELAP accreditation.

☑ The minimum criterion for methyl acetate was not met in the Continuing Calibration Verification (CCV) and the Laboratory Control Samples (LCS/LCSD) for methyl tert-butyl ether analyzed on March 19, 2020. In addition, the minimum criterion for 1,1-difluoroethane was not met in the CCV analyzed on march 21, 2020. In accordance with ALS Environmental standard operating procedures, a Method Reporting Limit (MRL) check standard containing the analytes of concern was analyzed each day of analysis. The MRL check standard verified that instrument sensitivity was adequate to detect the analytes at the MRL on the day of analysis. Since the compounds in question were not detected in the field samples, the data quality has not been significantly affected. No further corrective action was necessary.

Okay- MRL in control - no CCV quals
See attached for LCS review

The containers were cleaned, prior to sampling, down to the method reporting limit (MRL) reported for this project. For projects requiring DoD QSM 5.1 compliance canisters were cleaned to <1/2 the MRL. Please note, projects which require reporting below the MRL could have results between the MRL and method detection limit (MDL) that are biased high.

The results of analyses are given in the attached laboratory report. All results are intended to be considered in their entirety, and ALS Environmental (ALS) is not responsible for utilization of less than the complete report.

Use of ALS Environmental (ALS)'s Name. Client shall not use ALS's name or trademark in any marketing or reporting materials, press releases or in any other manner ("Materials") whatsoever and shall not attribute to ALS any test result, tolerance or specification derived from ALS's data ("Attribution") without ALS's prior written consent, which may be withheld by ALS for any reason in its sole discretion. To request ALS's consent, Client shall provide copies of the proposed Materials or Attribution and describe in writing Client's proposed use of such Materials or Attribution. If ALS has not provided written approval of the Materials or Attribution within ten (10) days of receipt from Client, Client's request to use ALS's name or trademark in any Materials or Attribution shall be deemed denied. ALS may, in its discretion, reasonably charge Client for its time in reviewing Materials or Attribution requests. Client acknowledges and agrees that the unauthorized use of ALS's name or trademark may cause ALS to incur irreparable harm for which the recovery of money damages will be inadequate. Accordingly, Client acknowledges and agrees that a violation shall justify preliminary injunctive relief. For questions contact the laboratory.

LLK 04/01/2020

2655 Park Center Dr., Suite A
Simi Valley, CA 93065
T: +1 805 526 7161
www.alsglobal.com

LABORATORY REPORT

March 27, 2020

Eric Weinstock
Wood
214-25 42nd Avenue
Bayside, NY 11361

RE: Former Unisys SV Sampling / 3617187442

Dear Eric:

Your report P2001320 has been amended for the samples submitted to our laboratory on March 6, 2020. The qualifier field was corrected for 1,1-Difluoroethane on page 80 of the report to denote the qualifier as 'J, X'. The sample results have not been affected. The change has been indicated by the "Revised Page" footer located at the bottom right of the affected page.

Updated in TED

All analyses were performed according to our laboratory's NELAP and DoD-ELAP-approved quality assurance program. The test results meet requirements of the current NELAP and DoD-ELAP standards, where applicable, and except as noted in the laboratory case narrative provided. For a specific list of NELAP and DoD-ELAP-accredited analytes, refer to the certifications section at www.alsglobal.com. Results are intended to be considered in their entirety and apply only to the samples analyzed and reported herein.

If you have any questions, please call me at (805) 526-7161.

Respectfully submitted,

ALS | Environmental

By Sue Anderson at 4:57 pm, Mar 27, 2020

Sue Anderson
Project Manager

LLK 04/01/2020

Client: **Wood**
Client Sample ID: **Method Blank** ALS Project ID: P2001320
Client Project ID: **Former Unisys SV Sampling / 3617187442** ALS Sample ID: P200321-MB

Test Code: EPA TO-15 Date Collected: NA
Instrument ID: Tekmar AUTOCAN/Agilent 5973inert/6890N/MS9 Date Received: NA
Analyst: Simon Cao Date Analyzed: 3/21/20
Sampling Media: 6.0 L Silonite Canister Volume(s) Analyzed: 1.00 Liter(s)
Test Notes:

CAS #	Compound	Result µg/m³	MRL µg/m³	MDL µg/m³	Result ppbV	MRL ppbV	MDL ppbV	Data Qualifier
67-66-3	Chloroform	ND	0.54	0.071	ND	0.11	0.015	
107-06-2	1,2-Dichloroethane	ND	0.54	0.059	ND	0.13	0.015	
71-55-6	1,1,1-Trichloroethane	ND	0.54	0.066	ND	0.099	0.012	
71-43-2	Benzene	ND	0.53	0.077	ND	0.17	0.024	
56-23-5	Carbon Tetrachloride	ND	0.10	0.074	ND	0.016	0.012	
110-82-7	Cyclohexane	ND	1.1	0.15	ND	0.32	0.044	
78-87-5	1,2-Dichloropropane	ND	0.54	0.066	ND	0.12	0.014	
75-27-4	Bromodichloromethane	ND	0.54	0.077	ND	0.081	0.011	
79-01-6	Trichloroethene	**0.082**	0.11	0.072	**0.015**	0.020	0.013	**J**
123-91-1	1,4-Dioxane	ND	0.54	0.063	ND	0.15	0.017	
10061-01-5	cis-1,3-Dichloropropene	ND	0.52	0.083	ND	0.11	0.018	
108-10-1	4-Methyl-2-pentanone	ND	0.53	0.073	ND	0.13	0.018	
10061-02-6	trans-1,3-Dichloropropene	ND	0.53	0.11	ND	0.12	0.024	
79-00-5	1,1,2-Trichloroethane	ND	0.54	0.054	ND	0.099	0.0099	
108-88-3	Toluene	ND	0.54	0.065	ND	0.14	0.017	
591-78-6	2-Hexanone	ND	0.54	0.066	ND	0.13	0.016	
124-48-1	Dibromochloromethane	ND	0.54	0.070	ND	0.063	0.0082	
106-93-4	1,2-Dibromoethane	ND	0.54	0.062	ND	0.070	0.0081	
127-18-4	Tetrachloroethene	**0.074**	0.52	0.069	**0.011**	0.077	0.010	**J**
108-90-7	Chlorobenzene	ND	0.54	0.071	ND	0.12	0.015	
100-41-4	Ethylbenzene	ND	0.54	0.075	ND	0.12	0.017	
179601-23-1	m,p-Xylenes	ND	1.1	0.14	ND	0.25	0.032	

U result in sample VP-103-5

U result in sample VP-103-5

ND = Compound was analyzed for, but not detected above the laboratory detection limit.
MRL = Method Reporting Limit - The minimum quantity of a target analyte that can be confidently determined by the referenced method.
J = The result is an estimated concentration that is less than the MRL but greater than or equal to the MDL.

LLK 04/01/2020

ALS ENVIRONMENTAL

LABORATORY CONTROL SAMPLE SUMMARY

Client: **Wood**
Client Sample ID: **Lab Control Sample**
Client Project ID: **Former Unisys SV Sampling / 3617187442**

ALS Project ID: P2001311
ALS Sample ID: P200317-LCS

Test Code: EPA TO-15
Instrument ID: Tekmar AUTOCAN/Agilent 5975Binert/6890N/MS13
Analyst: Wida Ang
Sample Type: 6.0 L Summa Canister
Test Notes:

Date Collected: NA
Date Received: NA
Date Analyzed: 3/17/20
Volume(s) Analyzed: 0.125 Liter(s)

70-130

CAS #	Compound	Spike Amount µg/m³	Result µg/m³	% Recovery	ALS Acceptance Limits	Data Qualifier
75-71-8	Dichlorodifluoromethane (CFC 12)	210	**192**	**91**	64-115	
74-87-3	Chloromethane	212	**168**	**79**	49-127	
76-14-2	1,2-Dichloro-1,1,2,2-tetrafluoroethane (CFC 114)	206	**184**	**89**	65-114	
75-01-4	Vinyl Chloride	212	**201**	**95**	61-129	
106-99-0	1,3-Butadiene	212	**216**	**102**	54-140	
74-83-9	Bromomethane	212	**204**	**96**	68-120	
75-00-3	Chloroethane	214	**199**	**93**	63-123	
67-64-1	Acetone	1,070	**949**	**89**	56-125	
75-69-4	Trichlorofluoromethane	212	**193**	**91**	64-115	
67-63-0	2-Propanol (Isopropyl Alcohol)	422	**421**	**100**	57-133	
75-35-4	1,1-Dichloroethene	214	**209**	**98**	67-115	
75-09-2	Methylene Chloride	210	**198**	**94**	68-114	
107-05-1	3-Chloro-1-propene (Allyl Chloride)	214	**205**	**96**	55-139	
76-13-1	Trichlorotrifluoroethane	216	**197**	**91**	65-115	
75-15-0	Carbon Disulfide	212	**183**	**86**	68-113	
156-60-5	trans-1,2-Dichloroethene	214	**219**	**102**	65-122	
75-34-3	1,1-Dichloroethane	212	**200**	**94**	63-118	
1634-04-4	Methyl tert-Butyl Ether UJ	214	**108**	**50**	57-131	**L**
78-93-3	2-Butanone (MEK)	212	**220**	**104**	67-123	
156-59-2	cis-1,2-Dichloroethene	212	**207**	**98**	64-120	
110-54-3	n-Hexane	216	**203**	**94**	58-125	

Laboratory Control Sample percent recovery is verified and accepted based on the on-column result.
Reported results are shown in concentration units and as a result of the calculation, may vary slightly.
L = Laboratory control sample recovery outside the specified limits, results may be biased low.

LLK 04/01/2020

ALS ENVIRONMENTAL

LABORATORY CONTROL SAMPLE SUMMARY

Client: **Wood**
Client Sample ID: **Lab Control Sample**
Client Project ID: **Former Unisys SV Sampling / 3617187442**

ALS Project ID: P2001311
ALS Sample ID: P200318-LCS

Test Code: EPA TO-15
Instrument ID: Tekmar AUTOCAN/Agilent 5975Binert/6890N/MS13
Analyst: Wida Ang
Sample Type: 6.0 L Summa Canister
Test Notes:

Date Collected: NA
Date Received: NA
Date Analyzed: 3/18/20
Volume(s) Analyzed: 0.125 Liter(s)

70-130

CAS #	Compound	Spike Amount µg/m³	Result µg/m³	% Recovery	ALS Acceptance Limits	Data Qualifier
75-71-8	Dichlorodifluoromethane (CFC 12)	210	**192**	**91**	64-115	
74-87-3	Chloromethane	212	**167**	**79**	49-127	
76-14-2	1,2-Dichloro-1,1,2,2-tetrafluoroethane (CFC 114)	206	**186**	**90**	65-114	
75-01-4	Vinyl Chloride	212	**200**	**94**	61-129	
106-99-0	1,3-Butadiene	212	**213**	**100**	54-140	
74-83-9	Bromomethane	212	**208**	**98**	68-120	
75-00-3	Chloroethane	214	**200**	**93**	63-123	
67-64-1	Acetone	1,070	**959**	**90**	56-125	
75-69-4	Trichlorofluoromethane	212	**195**	**92**	64-115	
67-63-0	2-Propanol (Isopropyl Alcohol)	422	**424**	**100**	57-133	
75-35-4	1,1-Dichloroethene	214	**210**	**98**	67-115	
75-09-2	Methylene Chloride	210	**201**	**96**	68-114	
107-05-1	3-Chloro-1-propene (Allyl Chloride)	214	**208**	**97**	55-139	
76-13-1	Trichlorotrifluoroethane	216	**203**	**94**	65-115	
75-15-0	Carbon Disulfide	212	**185**	**87**	68-113	
156-60-5	trans-1,2-Dichloroethene	214	**217**	**101**	65-122	
75-34-3	1,1-Dichloroethane	212	**199**	**94**	63-118	
1634-04-4	Methyl tert-Butyl Ether UJ	214	**116**	**54**	57-131	**L**
78-93-3	2-Butanone (MEK)	212	**222**	**105**	67-123	
156-59-2	cis-1,2-Dichloroethene	212	**208**	**98**	64-120	
110-54-3	n-Hexane	216	**204**	**94**	58-125	

Laboratory Control Sample percent recovery is verified and accepted based on the on-column result.
Reported results are shown in concentration units and as a result of the calculation, may vary slightly.
L = Laboratory control sample recovery outside the specified limits, results may be biased low.

LLK 04/01/20

ALS ENVIRONMENTAL

LABORATORY CONTROL SAMPLE SUMMARY

Client: **Wood**
Client Sample ID: **Lab Control Sample**
Client Project ID: **Former Unisys SV Sampling / 3617187442**

ALS Project ID: P2001311
ALS Sample ID: P200318-LCS

Test Code: EPA TO-15
Instrument ID: Tekmar AUTOCAN/Agilent 5975Binert/6890N/MS13
Analyst: Wida Ang
Sample Type: 6.0 L Summa Canister
Test Notes:

Date Collected: NA
Date Received: NA
Date Analyzed: 3/18/20
Volume(s) Analyzed: 0.125 Liter(s)

70-130

CAS #	Compound	Spike Amount µg/m³	Result µg/m³	% Recovery	ALS Acceptance Limits	Data Qualifier
75-71-8	Dichlorodifluoromethane (CFC 12)	210	**197**	**94**	64-115	
74-87-3	Chloromethane UJ	212	**138**	**65**	49-127	
76-14-2	1,2-Dichloro-1,1,2,2-tetrafluoroethane (CFC 114)	206	**199**	**97**	65-114	
75-01-4	Vinyl Chloride	212	**217**	**102**	61-129	
106-99-0	1,3-Butadiene	212	**221**	**104**	54-140	
74-83-9	Bromomethane	212	**211**	**100**	68-120	
75-00-3	Chloroethane	214	**201**	**94**	63-123	
67-64-1	Acetone	1,070	**961**	**90**	56-125	
75-69-4	Trichlorofluoromethane	212	**203**	**96**	64-115	
67-63-0	2-Propanol (Isopropyl Alcohol)	422	**415**	**98**	57-133	
75-35-4	1,1-Dichloroethene	214	**215**	**100**	67-115	
75-09-2	Methylene Chloride	210	**205**	**98**	68-114	
107-05-1	3-Chloro-1-propene (Allyl Chloride)	214	**203**	**95**	55-139	
76-13-1	Trichlorotrifluoroethane	216	**204**	**94**	65-115	
75-15-0	Carbon Disulfide	212	**189**	**89**	68-113	
156-60-5	trans-1,2-Dichloroethene	214	**222**	**104**	65-122	
75-34-3	1,1-Dichloroethane	212	**203**	**96**	63-118	
1634-04-4	Methyl tert-Butyl Ether UJ	214	**118**	**55**	57-131	**L**
78-93-3	2-Butanone (MEK)	212	**223**	**105**	67-123	
156-59-2	cis-1,2-Dichloroethene	212	**211**	**100**	64-120	
110-54-3	n-Hexane	216	**205**	**95**	58-125	

Laboratory Control Sample percent recovery is verified and accepted based on the on-column result.
Reported results are shown in concentration units and as a result of the calculation, may vary slightly.
L = Laboratory control sample recovery outside the specified limits, results may be biased low.

LLK 04/01/2020

ALS ENVIRONMENTAL

LABORATORY CONTROL SAMPLE SUMMARY

Client: **Wood**
Client Sample ID: **Lab Control Sample**
Client Project ID: **Former Unisys SV Sampling / 3617187442**

ALS Project ID: P2001313
ALS Sample ID: P200316-LCS

Test Code: EPA TO-15
Instrument ID: Tekmar AUTOCAN/Agilent 5975Binert/6890N/MS13
Analyst: Wida Ang
Sample Type: 6.0 L Summa Canister
Test Notes:

Date Collected: NA
Date Received: NA
Date Analyzed: 3/16/20
Volume(s) Analyzed: 0.125 Liter(s)

70-130

CAS #	Compound	Spike Amount µg/m³	Result µg/m³	% Recovery	ALS Acceptance Limits	Data Qualifier
75-71-8	Dichlorodifluoromethane (CFC 12)	210	**198**	**94**	64-115	
74-87-3	Chloromethane	212	**179**	**84**	49-127	
76-14-2	1,2-Dichloro-1,1,2,2-tetrafluoroethane (CFC 114)	206	**194**	**94**	65-114	
75-01-4	Vinyl Chloride	212	**214**	**101**	61-129	
106-99-0	1,3-Butadiene	212	**231**	**109**	54-140	
74-83-9	Bromomethane	212	**210**	**99**	68-120	
75-00-3	Chloroethane	214	**203**	**95**	63-123	
67-64-1	Acetone	1,070	**985**	**92**	56-125	
75-69-4	Trichlorofluoromethane	212	**199**	**94**	64-115	
67-63-0	2-Propanol (Isopropyl Alcohol)	422	**438**	**104**	57-133	
75-35-4	1,1-Dichloroethene	214	**213**	**100**	67-115	
75-09-2	Methylene Chloride	210	**204**	**97**	68-114	
107-05-1	3-Chloro-1-propene (Allyl Chloride)	214	**214**	**100**	55-139	
76-13-1	Trichlorotrifluoroethane	216	**201**	**93**	65-115	
75-15-0	Carbon Disulfide	212	**189**	**89**	68-113	
156-60-5	trans-1,2-Dichloroethene	214	**226**	**106**	65-122	
75-34-3	1,1-Dichloroethane	212	**207**	**98**	63-118	
1634-04-4	Methyl tert-Butyl Ether UJ	214	**111**	**52**	57-131	**L**
78-93-3	2-Butanone (MEK)	212	**227**	**107**	67-123	
156-59-2	cis-1,2-Dichloroethene	212	**214**	**101**	64-120	
110-54-3	n-Hexane	216	**211**	**98**	58-125	

Laboratory Control Sample percent recovery is verified and accepted based on the on-column result.
Reported results are shown in concentration units and as a result of the calculation, may vary slightly.
L = Laboratory control sample recovery outside the specified limits, results may be biased low.

LLK 04/01/2020

ALS ENVIRONMENTAL

LABORATORY CONTROL SAMPLE SUMMARY

Client: **Wood**
Client Sample ID: **Lab Control Sample**
Client Project ID: **Former Unisys SV Sampling / 3617187442**

ALS Project ID: P2001313
ALS Sample ID: P200317-LCS

Test Code: EPA TO-15
Instrument ID: Tekmar AUTOCAN/Agilent 5975Binert/6890N/MS13
Analyst: Wida Ang
Sample Type: 6.0 L Silonite Canister
Test Notes:

Date Collected: NA
Date Received: NA
Date Analyzed: 3/17/20
Volume(s) Analyzed: 0.125 Liter(s)

70-130

CAS #	Compound	Spike Amount µg/m³	Result µg/m³	% Recovery	ALS Acceptance Limits	Data Qualifier
75-71-8	Dichlorodifluoromethane (CFC 12)	210	**192**	**91**	64-115	
74-87-3	Chloromethane	212	**168**	**79**	49-127	
76-14-2	1,2-Dichloro-1,1,2,2-tetrafluoroethane (CFC 114)	206	**184**	**89**	65-114	
75-01-4	Vinyl Chloride	212	**201**	**95**	61-129	
106-99-0	1,3-Butadiene	212	**216**	**102**	54-140	
74-83-9	Bromomethane	212	**204**	**96**	68-120	
75-00-3	Chloroethane	214	**199**	**93**	63-123	
67-64-1	Acetone	1,070	**949**	**89**	56-125	
75-69-4	Trichlorofluoromethane	212	**193**	**91**	64-115	
67-63-0	2-Propanol (Isopropyl Alcohol)	422	**421**	**100**	57-133	
75-35-4	1,1-Dichloroethene	214	**209**	**98**	67-115	
75-09-2	Methylene Chloride	210	**198**	**94**	68-114	
107-05-1	3-Chloro-1-propene (Allyl Chloride)	214	**205**	**96**	55-139	
76-13-1	Trichlorotrifluoroethane	216	**197**	**91**	65-115	
75-15-0	Carbon Disulfide	212	**183**	**86**	68-113	
156-60-5	trans-1,2-Dichloroethene	214	**219**	**102**	65-122	
75-34-3	1,1-Dichloroethane	212	**200**	**94**	63-118	
1634-04-4	Methyl tert-Butyl Ether UJ	214	**108**	**50**	57-131	**L**
78-93-3	2-Butanone (MEK)	212	**220**	**104**	67-123	
156-59-2	cis-1,2-Dichloroethene	212	**207**	**98**	64-120	
110-54-3	n-Hexane	216	**203**	**94**	58-125	

Laboratory Control Sample percent recovery is verified and accepted based on the on-column result.
Reported results are shown in concentration units and as a result of the calculation, may vary slightly.
L = Laboratory control sample recovery outside the specified limits, results may be biased low.

LLK 04/01/2020

ALS ENVIRONMENTAL

LABORATORY CONTROL SAMPLE SUMMARY

Client: **Wood**
Client Sample ID: **Lab Control Sample**
Client Project ID: **Former Unisys SV Sampling / 3617187442**

ALS Project ID: P2001313
ALS Sample ID: P200318-LCS

Test Code: EPA TO-15
Instrument ID: Tekmar AUTOCAN/Agilent 5975Binert/6890N/MS13
Analyst: Wida Ang
Sample Type: 6.0 L Silonite Canister
Test Notes:

Date Collected: NA
Date Received: NA
Date Analyzed: 3/18/20
Volume(s) Analyzed: 0.125 Liter(s)

70-130

CAS #	Compound	Spike Amount µg/m³	Result µg/m³	% Recovery	ALS Acceptance Limits	Data Qualifier
75-71-8	Dichlorodifluoromethane (CFC 12)	210	**192**	**91**	64-115	
74-87-3	Chloromethane	212	**167**	**79**	49-127	
76-14-2	1,2-Dichloro-1,1,2,2-tetrafluoroethane (CFC 114)	206	**186**	**90**	65-114	
75-01-4	Vinyl Chloride	212	**200**	**94**	61-129	
106-99-0	1,3-Butadiene	212	**213**	**100**	54-140	
74-83-9	Bromomethane	212	**208**	**98**	68-120	
75-00-3	Chloroethane	214	**200**	**93**	63-123	
67-64-1	Acetone	1,070	**959**	**90**	56-125	
75-69-4	Trichlorofluoromethane	212	**195**	**92**	64-115	
67-63-0	2-Propanol (Isopropyl Alcohol)	422	**424**	**100**	57-133	
75-35-4	1,1-Dichloroethene	214	**210**	**98**	67-115	
75-09-2	Methylene Chloride	210	**201**	**96**	68-114	
107-05-1	3-Chloro-1-propene (Allyl Chloride)	214	**208**	**97**	55-139	
76-13-1	Trichlorotrifluoroethane	216	**203**	**94**	65-115	
75-15-0	Carbon Disulfide	212	**185**	**87**	68-113	
156-60-5	trans-1,2-Dichloroethene	214	**217**	**101**	65-122	
75-34-3	1,1-Dichloroethane	212	**199**	**94**	63-118	
1634-04-4	Methyl tert-Butyl Ether UJ	214	**116**	**54**	57-131	**L**
78-93-3	2-Butanone (MEK)	212	**222**	**105**	67-123	
156-59-2	cis-1,2-Dichloroethene	212	**208**	**98**	64-120	
110-54-3	n-Hexane	216	**204**	**94**	58-125	

Laboratory Control Sample percent recovery is verified and accepted based on the on-column result.
Reported results are shown in concentration units and as a result of the calculation, may vary slightly.
L = Laboratory control sample recovery outside the specified limits, results may be biased low.

LLK 04/01/2020

ALS ENVIRONMENTAL

LABORATORY CONTROL SAMPLE SUMMARY

Client: **Wood**
Client Sample ID: **Lab Control Sample**
Client Project ID: **Former Unisys SV Sampling / 3617187442**

ALS Project ID: P2001315
ALS Sample ID: P200319-LCS

Test Code: EPA TO-15
Instrument ID: Tekmar AUTOCAN/Agilent 5975Binert/6890N/MS13
Analyst: Wida Ang
Sample Type: 6.0 L Silonite Canister
Test Notes:

Date Collected: NA
Date Received: NA
Date Analyzed: 3/19/20
Volume(s) Analyzed: 0.125 Liter(s)

70-130

CAS #	Compound	Spike Amount µg/m³	Result µg/m³	% Recovery	ALS Acceptance Limits	Data Qualifier
75-71-8	Dichlorodifluoromethane (CFC 12)	210	**189**	**90**	64-115	
74-87-3	Chloromethane	212	**154**	**73**	49-127	
76-14-2	1,2-Dichloro-1,1,2,2-tetrafluoroethane (CFC 114)	206	**188**	**91**	65-114	
75-01-4	Vinyl Chloride	212	**199**	**94**	61-129	
106-99-0	1,3-Butadiene	212	**200**	**94**	54-140	
74-83-9	Bromomethane	212	**201**	**95**	68-120	
75-00-3	Chloroethane	214	**193**	**90**	63-123	
67-64-1	Acetone	1,070	**927**	**87**	56-125	
75-69-4	Trichlorofluoromethane	212	**193**	**91**	64-115	
67-63-0	2-Propanol (Isopropyl Alcohol)	422	**406**	**96**	57-133	
75-35-4	1,1-Dichloroethene	214	**206**	**96**	67-115	
75-09-2	Methylene Chloride	210	**196**	**93**	68-114	
107-05-1	3-Chloro-1-propene (Allyl Chloride)	214	**198**	**93**	55-139	
76-13-1	Trichlorotrifluoroethane	216	**195**	**90**	65-115	
75-15-0	Carbon Disulfide	212	**182**	**86**	68-113	
156-60-5	trans-1,2-Dichloroethene	214	**213**	**100**	65-122	
75-34-3	1,1-Dichloroethane	212	**196**	**92**	63-118	
1634-04-4	Methyl tert-Butyl Ether UJ	214	**107**	**50**	57-131	**L**
78-93-3	2-Butanone (MEK)	212	**216**	**102**	67-123	
156-59-2	cis-1,2-Dichloroethene	212	**204**	**96**	64-120	
110-54-3	n-Hexane	216	**198**	**92**	58-125	

Laboratory Control Sample percent recovery is verified and accepted based on the on-column result.
Reported results are shown in concentration units and as a result of the calculation, may vary slightly.
L = Laboratory control sample recovery outside the specified limits, results may be biased low.

LLK 04/01/2020

ALS ENVIRONMENTAL

LABORATORY CONTROL SAMPLE SUMMARY

Client: **Wood**
Client Sample ID: **Lab Control Sample**
Client Project ID: **Former Unisys SV Sampling / 3617187442**

ALS Project ID: P2001315
ALS Sample ID: P200320-LCS

Test Code: EPA TO-15
Instrument ID: Tekmar AUTOCAN/Agilent 5975Binert/6890N/MS13
Analyst: Wida Ang
Sample Type: 6.0 L Silonite Canister
Test Notes:

Date Collected: NA
Date Received: NA
Date Analyzed: 3/20/20
Volume(s) Analyzed: 0.125 Liter(s)

70-130

CAS #	Compound	Spike Amount µg/m³	Result µg/m³	% Recovery	ALS Acceptance Limits	Data Qualifier
75-71-8	Dichlorodifluoromethane (CFC 12)	210	**168**	**80**	64-115	
74-87-3	Chloromethane	212	**180**	**85**	49-127	
76-14-2	1,2-Dichloro-1,1,2,2-tetrafluoroethane (CFC 114)	206	**167**	**81**	65-114	
75-01-4	Vinyl Chloride	212	**177**	**83**	61-129	
106-99-0	1,3-Butadiene	212	**199**	**94**	54-140	
74-83-9	Bromomethane	212	**181**	**85**	68-120	
75-00-3	Chloroethane	214	**171**	**80**	63-123	
67-64-1	Acetone	1,070	**818**	**76**	56-125	
75-69-4	Trichlorofluoromethane	212	**173**	**82**	64-115	
67-63-0	2-Propanol (Isopropyl Alcohol)	422	**357**	**85**	57-133	
75-35-4	1,1-Dichloroethene	214	**188**	**88**	67-115	
75-09-2	Methylene Chloride	210	**179**	**85**	68-114	
107-05-1	3-Chloro-1-propene (Allyl Chloride)	214	**177**	**83**	55-139	
76-13-1	Trichlorotrifluoroethane	216	**186**	**86**	65-115	
75-15-0	Carbon Disulfide	212	**164**	**77**	68-113	
156-60-5	trans-1,2-Dichloroethene	214	**193**	**90**	65-122	
75-34-3	1,1-Dichloroethane	212	**177**	**83**	63-118	
1634-04-4	Methyl tert-Butyl Ether	214	**136**	**64**	57-131	UJ
78-93-3	2-Butanone (MEK)	212	**193**	**91**	67-123	
156-59-2	cis-1,2-Dichloroethene	212	**183**	**86**	64-120	
110-54-3	n-Hexane	216	**177**	**82**	58-125	

Laboratory Control Sample percent recovery is verified and accepted based on the on-column result.
Reported results are shown in concentration units and as a result of the calculation, may vary slightly.

LLK 04/01/2020

ALS ENVIRONMENTAL

LABORATORY CONTROL SAMPLE SUMMARY

Client: **Wood**
Client Sample ID: **Lab Control Sample**
Client Project ID: **Former Unisys SV Sampling / 3617187442**

ALS Project ID: P2001315
ALS Sample ID: P200321-LCS

Test Code: EPA TO-15
Instrument ID: Tekmar AUTOCAN/Agilent 5975Binert/6890N/MS13
Analyst: Wida Ang
Sample Type: 6.0 L Silonite Canister
Test Notes:

Date Collected: NA
Date Received: NA
Date Analyzed: 3/21/20
Volume(s) Analyzed: 0.125 Liter(s)

70-130

CAS #	Compound	Spike Amount µg/m³	Result µg/m³	% Recovery	ALS Acceptance Limits	Data Qualifier
75-71-8	Dichlorodifluoromethane (CFC 12)	210	**180**	**86**	64-115	
74-87-3	Chloromethane	212	**186**	**88**	49-127	
76-14-2	1,2-Dichloro-1,1,2,2-tetrafluoroethane (CFC 114)	206	**178**	**86**	65-114	
75-01-4	Vinyl Chloride	212	**185**	**87**	61-129	
106-99-0	1,3-Butadiene	212	**213**	**100**	54-140	
74-83-9	Bromomethane	212	**194**	**92**	68-120	
75-00-3	Chloroethane	214	**182**	**85**	63-123	
67-64-1	Acetone	1,070	**861**	**80**	56-125	
75-69-4	Trichlorofluoromethane	212	**182**	**86**	64-115	
67-63-0	2-Propanol (Isopropyl Alcohol)	422	**381**	**90**	57-133	
75-35-4	1,1-Dichloroethene	214	**196**	**92**	67-115	
75-09-2	Methylene Chloride	210	**186**	**89**	68-114	
107-05-1	3-Chloro-1-propene (Allyl Chloride)	214	**186**	**87**	55-139	
76-13-1	Trichlorotrifluoroethane	216	**195**	**90**	65-115	
75-15-0	Carbon Disulfide	212	**171**	**81**	68-113	
156-60-5	trans-1,2-Dichloroethene	214	**204**	**95**	65-122	
75-34-3	1,1-Dichloroethane	212	**181**	**85**	63-118	
1634-04-4	Methyl tert-Butyl Ether	214	**135**	**63**	57-131	UJ
78-93-3	2-Butanone (MEK)	212	**203**	**96**	67-123	
156-59-2	cis-1,2-Dichloroethene	212	**190**	**90**	64-120	
110-54-3	n-Hexane	216	**186**	**86**	58-125	

Laboratory Control Sample percent recovery is verified and accepted based on the on-column result.
Reported results are shown in concentration units and as a result of the calculation, may vary slightly.

LLK 04/01/2020

RPD 50

Sample ID: VP-107-20/VP-107-100

Compund	Result	LabQual	DF		Dup	LabQual	DF	RPD
1,1,2-Trichloro-1,2,2-Trifluoroeth	3300		2240		3100		1300	6.25
1,2-Dichloroethene (total)	570		2240		510		1300	11.11111
cis-1,2-Dichloroethene	570		2240		510		260	11.11111
Tetrachloroethene	1400		2240		1200	J	1200	15.38462
Trichloroethene	220000		2240		200000		260	9.52381
Trichlorofluoromethane	230	J	2240		1300	U	1300	139.8693

Okay - both below RL

Sample ID: VP-107-33.5/VP-107-200

Compund	Result	LabQual	DF		Dup	LabQual	DF		RPD
1,1,2-Trichloro-1,2,2-Trifluoroeth	1100	J	2040		970		1050		12.56039
1,1,2-Trichloroethane	1100	U	2040		57	J	1050		180.2939
1,2-Dichloroethene (total)	610		2040		580		1050		5.042017
Chloroform	1100	U	2040		110	J	1050		163.6364
cis-1,2-Dichloroethene	610		2040		580		1050		5.042017
Tetrachloroethene	1500		2040		1100		1050		30.76923
Trichloroethene	190000		2040		170000	D	2620		11.11111

Okay - results below RL

Sample ID: VP-107-44/VP-107-300

Compund	Result	LabQual	DF		Dup	LabQual	DF		RPD
1,1,2-Trichloro-1,2,2-Trifluoroeth	78	J	233		100	J	239		24.7191
1,1,2-Trichloroethane	130	U	233		14	J	239		161.1111
1,2-Dichloroethene (total)	210		233		290		239		32
Chlorodifluoromethane	120	U,X	233		99	J,X	239		19.17808
Chloroform	32	J	233		47	J	239		37.97468
cis-1,2-Dichloroethene	210		233		290		239		32
Tetrachloroethene	610		233		710		239		15.15152
Trichloroethene	16000		233		23000	D	477		35.89744

Okay- both below RL

Sample ID: LIJ-VP-7-30/LIJ-VP-7-100

Compund	Result	LabQual	DF		Dup	LabQual	DF		RPD
1,1,2-Trichloro-1,2,2-Trifluoroeth	290	J	770		270	J	973		7.142857
1,2-Dichloroethene (total)	11000		770		10000		973		9.52381
Chloroform	390	J	770		360	J	973		8
cis-1,2-Dichloroethene	11000		770		9900		973		10.52632

LLK 04/06/2020

Tetrachloroethene	42000		770	40000	B		973	4.878049
trans-1,2-Dichloroethene	110	J	770	87	J		973	23.35025
Trichloroethene	94000	D	1540	87000	B		973	7.734807

Sample ID: VP-8D-53.5/VP-8D-100

Compund	**Result**	**LabQual**	**DF**	**Dup**	**LabQual**	**DF**	**RPD**
1,1,2-Trichloro-1,2,2-Trifluoroeth	64	J	513	64	J	242	0
1,1,2-Trichloroethane	280	U	513	15	J	242	179.661
1,2-Dichloroethene (total)	520		513	530		242	1.904762
Chlorodifluoromethane	160	J,X	513	160	X	242	0
Chloroform	42	J	513	39	J	242	7.407407
cis-1,2-Dichloroethene	520		513	530		242	1.904762
Tetrachloroethene	680		513	690		242	1.459854
Trichloroethene	41000		513	39000	D	605	5

Okay - both below RL

Sample ID: VP-8D-62.5/VP-8D-200

Compund	**Result**	**LabQual**	**DF**	**Dup**	**LabQual**	**DF**	**RPD**
1,1,2-Trichloro-1,2,2-Trifluoroeth	50	J	252	51	J	244	1.980198
1,2-Dichloroethene (total)	440		252	460		244	4.444444
Chlorodifluoromethane	150	X	252	160	X	244	6.451613
Chloroform	39	J	252	40	J	244	2.531646
cis-1,2-Dichloroethene	440		252	460		244	4.444444
Tetrachloroethene	660		252	890		244	29.67742
Trichloroethene	20000		252	21000		244	4.878049

Sample ID: VP-NYSDEC-5-30/VP-NYSDEC-5-100

Compund	**Result**	**LabQual**	**DF**	**Dup**	**LabQual**	**DF**	**RPD**
1,1,2-Trichloro-1,2,2-Trifluoroeth	2900		400	3100		370	6.666667
1,2-Dichloroethene (total)	150	J	400	180	J	370	18.18182
2-Butanone	440	U	400	350	J	370	22.78481
2-Hexanone	220	U	400	59	J	370	115.4122
2-Propanol	88	J	400	780	U	370	159.447
Acetone	2100	U	400	11000		370	135.8779
Benzene	210	U	400	34	J	370	144.2623
Carbon disulfide	440	U	400	68	J	370	146.4567
Carbon tetrachloride	40	U	400	33	J	370	19.17808
Chloroethane	220	U	400	40	J	370	138.4615
Chloroform	180	J	400	210		370	15.38462

LLL 04/06/2020

cis-1,2-Dichloroethene	150		400	180		370	18.18182	
Methylene chloride	210	U	400	56	J	370	115.7895	
Tetrachloroethene	2500		400	2600		370	3.921569	
Toluene	220	U	400	29	J	370	153.4137	
Trichloroethene	32000		400	33000		370	3.076923	

Okay- Below RL for all except acetone
Acetone results in VP-NYSDEC-5-30 and VP-NYSDEC-5-100 qualified estimated J/UJ

Sample ID: VP-NYSDEC-5-40/VP-NYSDEC-5-200

Compund	**Result**	**LabQual**	**DF**	**Dup**	**LabQual**	**DF**	**RPD**
1,1,2-Trichloro-1,2,2-Trifluoroeth	9300		1270	7200		960	25.45455
1,2-Dichloroethene (total)	1400		1270	1200		960	15.38462
Chloroform	120	J	1270	120	J	960	0
cis-1,2-Dichloroethene	1400		1270	1200		960	15.38462
Methylene chloride	670	U	1270	190	J	960	111.6279
Tetrachloroethene	7800		1270	6200		960	22.85714
Toluene	690	U	1270	90	J	960	153.8462
Trichloroethene	100000		1270	84000		960	17.3913

Okay- results below RL

Sample ID: VP-NYSDEC-5-50/VP-NYSDEC-5-300

Compund	**Result**	**LabQual**	**DF**	**Dup**	**LabQual**	**DF**	**RPD**
1,1,2-Trichloroethane	140	J	2170	2800	U	5230	180.9524
1,2-Dichloroethene (total)	410	J	2170	410	J	5230	0
2-Butanone	740	J	2170	5800	U	5230	154.7401
2-Hexanone	230	J	2170	2800	U	5230	169.637
Acetone	54000		2170	28000	U	5230	63.41463
Benzene	250	J	2170	2800	U	5230	167.2131
Carbon disulfide	460	J	2170	5800	U	5230	170.607
Chloroform	180	J	2170	2800	U	5230	175.8389
cis-1,2-Dichloroethene	410		2170	410	J	5230	0
Tetrachloroethene	850	J	2170	1100	J	5230	25.64103
Toluene	150	J	2170	2800	U	5230	179.661
Trichloroethene	320000	D	4340	420000		5230	27.02703

Okay- results below RL except for acetone
Acetone in VP-NYSDEC-5-50 and VP-NYSDEC-5-300 qualified estimated (J/UJ)

Sample ID: VP-9-40/VP-9-100

Compund	**Result**	**LabQual**	**DF**	**Dup**	**LabQual**	**DF**	**RPD**
1,1,2-Trichloro-1,2,2-Trifluoroeth	69000		2570	77000		2010	10.9589
1,1-Dichloroethene	350		2570	400		2010	13.33333
1,2-Dichloroethene (total)	47000		2570	50000		2010	6.185567
Chloroform	510	J	2570	560	J	2010	9.345794

LLK 04/06/2020

cis-1,2-Dichloroethene	47000		2570	50000		2010	6.185567
Tetrachloroethene	21000		2570	24000		2010	13.33333
trans-1,2-Dichloroethene	200	J	2570	230	J	2010	13.95349
Trichloroethene	210000		2570	170000	D	4030	21.05263

Sample ID: VP-108-29.5/VP-108-100

Compund	**Result**	**LabQual**	**DF**	**Dup**	**LabQual**	**DF**	**RPD**
1,1,2-Trichloro-1,2,2-Trifluoroeth	2300		920	2200		933	4.444444
1,2-Dichloroethene (total)	9700		920	9200		933	5.291005
cis-1,2-Dichloroethene	9600		920	9100		933	5.347594
Tetrachloroethene	95000		920	93000		933	2.12766
trans-1,2-Dichloroethene	88	J	920	82	J	933	7.058824
Trichloroethene	3100		920	3000		933	3.278689

LLK 04/06/2020

ALS ENVIRONMENTAL

DETAIL SUMMARY REPORT

Client: Wood
Service Request: P2001314
Project ID: Former Unisys SV Sampling / 3617187442

Date Received: 3/6/2020
Time Received: 09:15

Client Sample ID	Lab Code	Matrix	Date Collected	Time Collected	Container ID	Pi1 (psig)	Pfl (psig)	TO-15 - VOC Cans
VP-3-5	P2001314-001	Air	2/27/2020	18:02	AS00843	-1.97	3.67	X
VP-3-10	P2001314-002	Air	2/27/2020	17:34	AC01606	-2.78	3.47	X
VP-3-20	P2001314-003	Air	2/27/2020	18:00	AS00141	-1.54	3.59	X
VP-3-30	P2001314-004	Air	2/27/2020	18:52	AS00315	-2.31	3.58	X
VP-3D-40	P2001314-005	Air	2/27/2020	17:33	AS00030	-2.58	3.57	X
VP-3D-51	P2001314-006	Air	2/27/2020	18:02	AC02354	-1.47	3.55	X
VP-3D-61	P2001314-007	Air	2/27/2020	17:32	AS00563	-2.53	3.78	X
VP-3D-73	P2001314-008	Air	2/27/2020	17:05	AS01012	-2.34	3.67	X
VP-4-5	P2001314-009	Air	2/27/2020	14:42	AS00940	-4.61	3.71	X
VP-4-10	P2001314-010	Air	2/27/2020	15:11	AC02244	-1.67	3.62	X
VP-4-20	P2001314-011	Air	2/27/2020	15:41	AC02082	-1.38	3.51	X
VP-4-30	P2001314-012	Air	2/27/2020	12:55	AS00907	-1.99	3.74	X
VP-101-5	P2001314-013	Air	2/27/2020	15:44	AC02287	-2.05	3.58	X
VP-101-15	P2001314-014	Air	2/27/2020	15:56	AS01405	-2.29	3.53	X

Response Factor Report GCMS-16

Method Path : I:\MS16\METHODS\
Method File : R16031120.M
Title : EPA TO-15 per SOP VOA-TO15 (CASS TO-15/GC-MS)
Last Update : Wed Mar 11 10:42:05 2020
Response Via : Initial Calibration

LH 3/11/20

Calibration Files
0.1 =03112002.D 0.2 =03112003.D 0.5 =03112004.D 1.0 =03112005.D 5.0 =03112006.D 25 =03112
100 =03112009.D

		Compound	0.1	0.2	0.5	1.0	5.0	25	50	100	Avg	%RSD
1)	IR	Bromochloromethane...	----------				ISTD					
2)	T	Propene	1.484	1.302	1.317	1.227	1.437	1.254	1.320	1.147	1.311	8.32
3)	T	Dichlorodifluo...	3.312	2.974	3.197	2.868	2.801	2.658	2.501	2.254	2.821	12.42
4)	T	Chloromethane	2.766	2.486	2.617	2.409	2.072	2.149	1.957	1.361	2.227	20.05
5)	T	1,2-Dichloro-1...	2.087	1.848	1.942	1.791	1.754	1.694	1.649	1.607	1.796	8.88
6)	T	Vinyl Chloride	2.581	2.415	2.582	2.394	2.357	2.248	2.160	2.069	2.351	7.86
7)	T	1,3-Butadiene	1.731	1.774	1.731	1.783	1.791	1.445	1.708	1.660	1.703	6.63
8)	T	Bromomethane	1.312	1.126	1.231	1.136	1.109	1.139	1.178	1.190	1.178	5.70
9)	T	Chloroethane	1.027	0.877	0.949	0.879	0.853	0.867	0.878	0.887	0.902	6.41
10)	T	Ethanol	1.336	1.017	0.987	0.910	0.929	1.005	1.058	1.046	1.036	12.73
11)	T	Acetonitrile	2.985	2.385	2.317	2.132	2.155	2.110	2.109	2.042	2.279	13.49
12)	T	Acrolein	0.742	0.697	0.781	0.723	0.776	0.804	0.806	0.770	0.762	5.05
13)	T	Acetone	1.084	0.936	0.961	0.904	0.948	1.096	1.138	1.113	1.023	9.15
14)	T	Trichlorofluor...	2.643	2.472	2.635	2.414	2.412	2.465	2.434	2.421	2.487	3.88
15)	T	2-Propanol (Is...	3.445	2.983	3.234	3.064	2.717	3.293	2.967	2.557	3.033	9.75
16)	T	Acrylonitrile	1.236	1.318	1.523	1.527	1.622	1.703	1.693	1.654	1.534	11.33
17)	T	1,1-Dichloroet...	1.216	1.148	1.286	1.172	1.196	1.259	1.267	1.297	1.230	4.50
18)	T	2-Methyl-2-Pro...	3.082	2.861	3.144	2.953	2.636	3.323	2.587	1.185	2.721	24.57
19)	T	Methylene Chlo...	1.393	1.290	1.345	1.250	1.286	1.366	1.358	1.356	1.330	3.68
20)	T	3-Chloro-1-pro...	1.835	1.602	1.748	1.648	1.638	1.800	1.773	1.746	1.724	4.88
21)	T	Trichlorotrifl...	1.319	1.142	1.223	1.121	1.111	1.171	1.183	1.246	1.189	5.90
22)	T	Carbon Disulfide	5.167	4.610	4.865	4.604	4.601	4.942	4.834	4.656	4.785	4.28
23)	T	trans-1,2-Dich...	1.668	1.663	1.842	1.771	1.782	1.854	1.844	1.858	1.785	4.51
24)	T	1,1-Dichloroet...	2.451	2.234	2.370	2.236	2.226	2.286	2.223	2.202	2.278	3.85
25)	T	Methyl tert-Bu...	4.103	3.758	4.015	3.718	3.660	3.737	3.495	3.018	3.688	9.01
26)	T	Vinyl Acetate			0.274	0.271	0.305	0.409	0.435	0.412	0.351	21.56
27)	T	2-Butanone (MEK)	0.688	0.692	0.835	0.819	0.887	0.984	0.961	0.944	0.851 ☑	13.55 ☑
28)	T	cis-1,2-Dichlo...	2.026	1.746	1.922	1.770	1.803	1.880	1.848	1.846	1.855	4.84
29)	T	Diisopropyl Ether	1.390	1.199	1.373	1.249	1.344	1.426	1.526	1.353	1.357	7.45
30)	T	Ethyl Acetate	0.404	0.382	0.446	0.455	0.493	0.622	0.657	0.567	0.503	20.16
31)	T	n-Hexane	2.432	2.073	2.248	2.068	2.186	2.599	2.698	2.351	2.332	10.00
32)	T	Chloroform	2.556	2.409	2.583	2.408	2.438	2.536	2.500	2.425	2.482	2.84
33)	S	1,2-Dichloroet...	1.826	1.819	1.808	1.793	1.747	1.676	1.639	1.538	1.731	5.99
34)	T	Tetrahydrofura...	0.966	0.833	0.871	0.818	0.853	0.893	0.889	0.885	0.876	5.18
35)	T	Ethyl tert-But...	1.615	1.426	1.538	1.444	1.511	1.660	1.716	1.772	1.585	7.96
36)	T	1,2-Dichloroet...	2.197	1.920	1.993	1.859	1.883	1.925	1.882	1.830	1.936	6.01
37)	IR	1,4-Difluorobenzen...	----------				ISTD					
38)	T	1,1,1-Trichlor...	0.516	0.450	0.502	0.458	0.473	0.507	0.507	0.511	0.491	5.30
39)	T	Isopropyl Acetate	0.177	0.165	0.182	0.168	0.193	0.240	0.252	0.247	0.203	18.23
40)	T	1-Butanol	0.273	0.256	0.255	0.264	0.323	0.398	0.425	0.405	0.325	22.66
41)	T	Benzene	1.300	1.174	1.231	1.155	1.222	1.396	1.462	1.400	1.293	8.91
42)	T	Carbon Tetrach...	0.434	0.393	0.435	0.402	0.431	0.476	0.483	0.496	0.444	8.51
43)	T	Cyclohexane	0.485	0.436	0.479	0.442	0.467	0.538	0.571	0.553	0.496	10.31
44)	T	tert-Amyl Meth...	0.827	0.747	0.803	0.752	0.801	0.905	0.931	0.923	0.836	8.88
45)	T	1,2-Dichloropr...	0.311	0.286	0.296	0.274	0.287	0.304	0.304	0.303	0.296	4.18
46)	T	Bromodichlorom...	0.417	0.384	0.432	0.398	0.426	0.475	0.483	0.480	0.437	8.75
47)	T	Trichloroethene	0.500	0.365	0.336	0.302	0.311	0.351	0.370	0.396	0.366	16.97
48)	T	1,4-Dioxane	0.231	0.209	0.238	0.223	0.236	0.273	0.287	0.303	0.250	13.41
49)	T	2,2,4-Trimethy...	1.323	1.153	1.245	1.138	1.186	1.269	1.281	1.281	1.228	5.76
50)	T	Methyl Methacr...	0.097	0.091	0.110	0.108	0.122	0.151	0.159	0.161	0.125	22.71
51)	T	n-Heptane	0.297	0.278	0.290	0.269	0.289	0.319	0.330	0.342	0.302	8.54
52)	T	cis-1,3-Dichlo...	0.412	0.375	0.433	0.423	0.481	0.552	0.569	0.572	0.477	16.37
53)	T	4-Methyl-2-pen...	0.230	0.222	0.254	0.259	0.270	0.309	0.314	0.318	0.271	14.17
54)	T	trans-1,3-Dich...			0.360	0.370	0.430	0.492	0.502	0.506	0.443	15.04

LH 04/06/2020

Primary Source Standards Concentrations (Working & Initial Calibration)

LH 3/13/20

1ng/L Std. ID: | 40ng/L Std. ID:
4ng/L Std. ID: S34-03102004 | 200ng/L Std. ID: S34-03102002
20ng/L Std. ID: S34-03102003 | 1000ng/L Std. ID:

Dilution Factors:		1	5	25	50	250	1000	Working STD Conc.(ng/L):	4	4	4	20	200	200	200	200
	Source Std.		Primary Working Standards					Injection (L):	0.025	0.050	0.1250	0.050	0.025	0.125	0.25	0.50
Compounds	mg/m³	1000ng/L	200ng/L	40ng/L	20ng/L	4ng/L	1ng/L	ICAL Points:	0.1ng	0.2ng	0.5ng	1ng	5ng	25ng	50ng	100ng
Propene	1.06	1060	212	42.4	21.2	4.24	1.06		0.106	0.212	0.530	1.06	5.30	26.50	53.0	106
Dichlorodifluoromethane	1.06	1060	212	42.4	21.2	4.24	1.06		0.106	0.212	0.530	1.06	5.30	26.50	53.0	106
Chloromethane	1.06	1060	212	42.4	21.2	4.24	1.06		0.106	0.212	0.530	1.06	5.30	26.50	53.0	106
Freon-114	1.05	1050	210	42.0	21.0	4.20	1.05		0.105	0.210	0.525	1.05	5.25	26.25	52.5	105
Vinyl Chloride	1.08	1080	216	43.2	21.6	4.32	1.08		0.108	0.216	0.540	1.08	5.40	27.00	54.0	108
1,3-Butadiene	1.06	1060	212	42.4	21.2	4.24	1.06		0.106	0.212	0.530	1.06	5.30	26.50	53.0	106
Bromomethane	1.08	1080	216	43.2	21.6	4.32	1.08		0.108	0.216	0.540	1.08	5.40	27.00	54.0	108
Chloroethane	1.08	1080	216	43.2	21.6	4.32	1.08		0.108	0.216	0.540	1.08	5.40	27.00	54.0	108
Ethanol	5.21	5210	1042	208.4	104.2	20.84	5.21		0.521	1.042	2.605	5.21	26.05	130.25	260.5	521
Acetonitrile	1.05	1050	210	42.0	21.0	4.20	1.05		0.105	0.210	0.525	1.05	5.25	26.25	52.5	105
Acrolein	1.03	1030	206	41.2	20.6	4.12	1.03		0.103	0.206	0.515	1.03	5.15	25.75	51.5	103
Acetone	5.33	5330	1066	213.2	106.6	21.32	5.33		0.533	1.066	2.665	5.33	26.65	133.25	266.5	533
Trichlorofluoromethane	1.06	1060	212	42.4	21.2	4.24	1.06		0.106	0.212	0.530	1.06	5.30	26.50	53.0	106
Isopropanol	2.10	2100	420	84.0	42.0	8.40	2.10		0.210	0.420	1.050	2.10	10.50	52.50	105.0	210
Acrylonitrile	1.05	1050	210	42.0	21.0	4.20	1.05		0.105	0.210	0.525	1.05	5.25	26.25	52.5	105
1,1-Dichloroethene	1.08	1080	216	43.2	21.6	4.32	1.08		0.108	0.216	0.540	1.08	5.40	27.00	54.0	108
tert-Butanol	2.16	2160	432	86.4	43.2	8.64	2.16		0.216	0.432	1.080	2.16	10.80	54.00	108.0	216
Methylene Chloride	1.06	1060	212	42.4	21.2	4.24	1.06		0.106	0.212	0.530	1.06	5.30	26.50	53.0	106
Allyl Chloride	1.08	1080	216	43.2	21.6	4.32	1.08		0.108	0.216	0.540	1.08	5.40	27.00	54.0	108
Dichlorotrifluoroethane	1.08	1080	216	43.2	21.6	4.32	1.08		0.108	0.216	0.540	1.08	5.40	27.00	54.0	108
Carbon Disulfide	1.07	1070	214	42.8	21.4	4.28	1.07		0.107	0.214	0.535	1.07	5.35	26.75	53.5	107
trans-1,2-Dichloroethene	1.08	1080	216	43.2	21.6	4.32	1.08		0.108	0.216	0.540	1.08	5.40	27.00	54.0	108
1,1-Dichloroethane	1.09	1090	218	43.6	21.8	4.36	1.09		0.109	0.218	0.545	1.09	5.45	27.25	54.5	109
Methyl tert-Butyl Ether	1.08	1080	216	43.2	21.6	4.32	1.08		0.108	0.216	0.540	1.08	5.40	27.00	54.0	108
Vinyl Acetate	5.35	5350	1070	214.0	107.0	21.40	5.35		0.535	1.070	2.675	5.35	26.75	133.75	267.5	535
2-Butanone	1.06	1060	212	42.4	21.2	4.24	1.06		0.106	0.212	0.530	1.06	5.30	26.50	53.0	106
cis-1,2-Dichloroethene	1.06	1060	212	42.4	21.2	4.24	1.06		0.106	0.212	0.530	1.06	5.30	26.50	53.0	106
Diisopropyl Ether	1.08	1080	216	43.2	21.6	4.32	1.08		0.108	0.216	0.540	1.08	5.40	27.00	54.0	108
Ethyl Acetate	2.17	2170	434	86.8	43.4	8.68	2.17		0.217	0.434	1.085	2.17	10.85	54.25	108.5	217
n-Hexane	1.08	1080	216	43.2	21.6	4.32	1.08		0.108	0.216	0.540	1.08	5.40	27.00	54.0	108
Chloroform	1.07	1070	214	42.8	21.4	4.28	1.07		0.107	0.214	0.535	1.07	5.35	26.75	53.5	107
Tetrahydrofuran	1.09	1090	218	43.6	21.8	4.36	1.09		0.109	0.218	0.545	1.09	5.45	27.25	54.5	109
Ethyl tert-Butyl Ether	1.08	1080	216	43.2	21.6	4.32	1.08		0.108	0.216	0.540	1.08	5.40	27.00	54.0	108
1,2-Dichloroethane	1.08	1080	216	43.2	21.6	4.32	1.08		0.108	0.216	0.540	1.08	5.40	27.00	54.0	108
1,1,1-Trichloroethane	1.07	1070	214	42.8	21.4	4.28	1.07		0.107	0.214	0.535	1.07	5.35	26.75	53.5	107
Isopropyl Acetate	2.11	2110	422	84.4	42.2	8.44	2.11		0.211	0.422	1.055	2.11	10.55	52.75	105.5	211
1-Butanol	2.08	2080	416	83.2	41.6	8.32	2.08		0.208	0.416	1.040	2.08	10.40	52.00	104.0	208
Benzene	1.06	1060	212	42.4	21.2	4.24	1.06		0.106	0.212	0.530	1.06	5.30	26.50	53.0	106
Carbon Tetrachloride	1.05	1050	210	42.0	21.0	4.20	1.05		0.105	0.210	0.525	1.05	5.25	26.25	52.5	105
Cyclohexane	2.12	2120	424	84.8	42.4	8.48	2.12		0.212	0.424	1.060	2.12	10.60	53.00	106.0	212
tert-Amyl Methyl Ether	1.08	1080	216	43.2	21.6	4.32	1.08		0.108	0.216	0.540	1.08	5.40	27.00	54.0	108
1,2-Dichloropropane	1.08	1080	216	43.2	21.6	4.32	1.08		0.108	0.216	0.540	1.08	5.40	27.00	54.0	108
Bromodichloromethane	1.08	1080	216	43.2	21.6	4.32	1.08		0.108	0.216	0.540	1.08	5.40	27.00	54.0	108
Trichloroethene	1.07	1070	214	42.8	21.4	4.28	1.07		0.107	0.214	0.535	1.07	5.35	26.75	53.5	107
1,4-Dioxane	1.08	1080	216	43.2	21.6	4.32	1.08		0.108	0.216	0.540	1.08	5.40	27.00	54.0	108
Isooctane	1.07	1070	214	42.8	21.4	4.28	1.07		0.107	0.214	0.535	1.07	5.35	26.75	53.5	107
Methyl Methacrylate	2.15	2150	430	86.0	43.0	8.60	2.15		0.215	0.430	1.075	2.15	10.75	53.75	107.5	215
n-Heptane	1.08	1080	216	43.2	21.6	4.32	1.08		0.108	0.216	0.540	1.08	5.40	27.00	54.0	108

7/9/19 17

Q:\TO15 Std. Concentrations\MS16 Std. Conc\2020\R16031120\ICAL Conc. (Primary Source)

Date Updated: 03/10/20
Version: 2

Quantitation Report (QT Reviewed)

Data File: I:\MS16\DATA\2020 03\11\03112002.D
Acq On : 11 Mar 2020 00:59 Operator: LH
Sample : 0.1ng TO15 ICAL STD
Misc : S31-02112001/S34-03102004 (4/8)
ALS Vial : 3 Sample Multiplier: 1

Quant Time: Mar 11 10:34:43 2020
Quant Method : I:\MS16\METHODS\R16031120.M
Quant Title : EPA TO-15 per SOP VOA-TO15 (CASS TO-15/GC-MS)
QLast Update : Wed Mar 11 10:34:22 2020
Response via : Initial Calibration
DataAcq Meth:TO15.M

LH 3/11/20

Internal Standards	R.T.	QIon	Response	Conc	Units		Dev(Min)
1) Bromochloromethane (IS1)	11.16	130	256423	12.500	ng		-0.01
37) 1,4-Difluorobenzene (IS2)	13.29	114	1153081	12.500	ng		0.00
56) Chlorobenzene-d5 (IS3)	17.61	82	557196	12.500	ng		0.00
System Monitoring Compounds							
33) 1,2-Dichloroethane-d4(...	12.01	65	468187	13.481	ng		-0.02
Spiked Amount 12.500	Range 70 - 130		Recovery = 107.84%				
57) Toluene-d8 (SS2)	15.74	98	1238985	12.458	ng		0.00
Spiked Amount 12.500	Range 70 - 130		Recovery = 99.68%				
73) Bromofluorobenzene (SS3)	19.00	174	413930	11.789	ng		0.00
Spiked Amount 12.500	Range 70 - 130		Recovery = 94.32%				
Target Compounds							Qvalue
2) Propene	4.15	42	3227	0.114	ng		96
3) Dichlorodifluoromethan...	4.30	85	7202	0.124	ng		99
4) Chloromethane	4.58	50	6014	0.130	ng		99
5) 1,2-Dichloro-1,1,2,2-t...	4.83	135	4495	0.123	ng		94
6) Vinyl Chloride	4.99	62	5719	0.116	ng		98
7) 1,3-Butadiene	5.25	54	3763	0.104	ng		89
8) Bromomethane	5.68	94	2906	0.119	ng		97
9) Chloroethane	6.02	64	2275	0.122	ng		87
10) Ethanol	6.34	45	14284	0.701	ng		94
11) Acetonitrile	6.63	41	6430	0.140	ng		75
12) Acrolein	6.82	56	1568	0.102	ng		98
13) Acetone	7.03	58	11847	0.542	ng	#	77
14) Trichlorofluoromethane	7.27	101	5747	0.112	ng		99
15) 2-Propanol (Isopropanol)	7.54	45	14841	0.238	ng		84
16) Acrylonitrile	7.79	53	2662	0.082	ng		97
17) 1,1-Dichloroethene	8.23	96	2694	0.105	ng	#	82
18) 2-Methyl-2-Propanol (t...	8.44	59	13657	0.249	ng		90
19) Methylene Chloride	8.44	84	3029	0.110	ng		88
20) 3-Chloro-1-propene (Al...	8.61	41	4066	0.112	ng		87
21) Trichlorotrifluoroethane	8.86	151	2922	0.119	ng		97
22) Carbon Disulfide	8.72	76	11342	0.112	ng		95
23) trans-1,2-Dichloroethene	9.72	61	3696	0.099	ng		96
24) 1,1-Dichloroethane	9.96	63	5480	0.116	ng		100
25) Methyl tert-Butyl Ether	10.11	73	9090	0.118	ng		99
26) Vinyl Acetate	10.23	86	2373	0.418	ng	#	23
27) 2-Butanone (MEK)	10.51	72	1495	0.084	ng	#	59
28) cis-1,2-Dichloroethene	10.99	61	4405	0.116	ng		97
29) Diisopropyl Ether	11.31	87	3079	0.107	ng	#	90
30) Ethyl Acetate	11.31	61	1797	0.168	ng		91
31) n-Hexane	11.28	57	5388	0.111	ng		97
32) Chloroform	11.33	83	5610	0.112	ng		98
34) Tetrahydrofuran (THF)	11.78	72	2160	0.119	ng	#	85
35) Ethyl tert-Butyl Ether	11.91	87	3579	0.110	ng		99
36) 1,2-Dichloroethane	12.13	62	4868	0.125	ng		96
38) 1,1,1-Trichloroethane	12.41	97	5097	0.115	ng		98
39) Isopropyl Acetate	12.87	61	3445	0.184	ng	#	64
40) 1-Butanol	12.91	56	5234	0.219	ng		91
41) Benzene	12.90	78	12713	0.108	ng		99
42) Carbon Tetrachloride	13.06	117	4204	0.102	ng		99
43) Cyclohexane	13.19	84	9486	0.207	ng		97
44) tert-Amyl Methyl Ether	13.55	73	8242	0.105	ng		88
45) 1,2-Dichloropropane	13.75	63	3100	0.113	ng		98
46) Bromodichloromethane	13.93	83	4151	0.103	ng		91
47) Trichloroethene	14.00	130	4931	0.159	ng		97
48) 1,4-Dioxane	14.00	88	2301	0.097	ng		91
49) 2,2,4-Trimethylpentane...	14.07	57	13059	0.115	ng		89

ALS ENVIRONMENTAL

RESULTS OF ANALYSIS

Client: **Wood**
Client Sample ID: **VP-3-5**
Client Project ID: **Former Unisys SV Sampling / 3617187442**

ALS Project ID: P2001314
ALS Sample ID: P2001314-001

Test Code: EPA TO-15
Instrument ID: Tekmar AUTOCAN/Agilent 5975Cinert/6890N/MS16
Analyst: Lusine Hakobyan
Sampling Media: 6.0 L Silonite Canister
Test Notes:
Container ID: AS00843

Date Collected: 2/27/20
Date Received: 3/6/20
Date Analyzed: 3/20/20
Volume(s) Analyzed: 1.00 Liter(s)

Initial Pressure (psig): -1.97 Final Pressure (psig): 3.67

Container Dilution Factor: 1.44 ☑

CAS #	Compound	Result µg/m³	MRL µg/m³	MDL µg/m³	Result ppbV	MRL ppbV	MDL ppbV	Data Qualifier
75-71-8	Dichlorodifluoromethane (CFC 12)	**2.4**	0.76	0.13	**0.49**	0.15	0.025	
74-87-3	Chloromethane	ND	0.76	0.12	ND	0.37	0.060	
76-14-2	1,2-Dichloro-1,1,2,2-tetrafluoroethane (CFC 114)	ND	0.76	0.12	ND	0.11	0.017	
75-01-4	Vinyl Chloride	ND	0.16	0.082	ND	0.062	0.032	
106-99-0	1,3-Butadiene	ND	0.76	0.13	ND	0.35	0.057	
74-83-9	Bromomethane	ND	0.78	0.11	ND	0.20	0.027	
75-00-3	Chloroethane	ND	0.78	0.095	ND	0.29	0.036	
67-64-1	Acetone	**29**	7.6	1.7	**12**	3.2	0.73	
75-69-4	Trichlorofluoromethane	**1.2**	0.76	0.12	**0.21**	0.14	0.021	
67-63-0	2-Propanol (Isopropyl Alcohol)	**0.60**	3.0	0.32	**0.24**	1.2	0.13	**J**
75-35-4	1,1-Dichloroethene	ND	0.16	0.11	ND	0.040	0.027	
75-09-2	Methylene Chloride	ND	0.76	0.22	ND	0.22	0.062	
107-05-1	3-Chloro-1-propene (Allyl Chloride)	ND	0.78	0.10	ND	0.25	0.033	
76-13-1	Trichlorotrifluoroethane	**1.0**	0.78	0.11	**0.14**	0.10	0.014	
75-15-0	Carbon Disulfide	**0.89**	1.6	0.23	**0.28**	0.51	0.074	**J**
156-60-5	trans-1,2-Dichloroethene	ND	0.78	0.11	ND	0.20	0.027	
75-34-3	1,1-Dichloroethane	ND	0.79	0.11	ND	0.20	0.028	
1634-04-4	Methyl tert-Butyl Ether	ND	0.78	0.091	ND	0.22	0.025	
78-93-3	2-Butanone (MEK)	**2.7** ☑	1.6	0.16	**0.93**	0.54	0.054	
156-59-2	cis-1,2-Dichloroethene	ND	0.16	0.11	ND	0.040	0.027	
110-54-3	n-Hexane	ND	0.78	0.16	ND	0.22	0.045	

ND = Compound was analyzed for, but not detected above the laboratory detection limit.
MRL = Method Reporting Limit - The minimum quantity of a target analyte that can be confidently determined by the referenced method.
J = The result is an estimated concentration that is less than the MRL but greater than or equal to the MDL.

LLK 04/06/2020

Quantitation Report (QT Reviewed)

Data File : I:\MS16\DATA\2020 03\20\03202008.D Vial: 4
Acq On : 20 Mar 2020 11:09 Operator: LH
Sample : P2001314-001 (1000mL) Inst : GCMS-16
Misc : S31-02112001

Quant Time: Mar 20 14:48:13 2020
Quant Method : I:\MS16\METHODS\R16031120.M
Quant Title : EPA TO-15 per SOP VOA-TO15 (CASS TO-15/GC-MS)
QLast Update : Wed Mar 11 10:42:05 2020 LH 3/20/20
Response via : Initial Calibration
DataAcq Meth:TO15.M

Internal Standards	R.T.	QIon	Response	Conc	Units		Dev(Min)
1) Bromochloromethane (IS1)	11.16	130	288274	12.500	ng		-0.03
37) 1,4-Difluorobenzene (IS2)	13.29	114	1264370	12.500	ng		-0.02
56) Chlorobenzene-d5 (IS3)	17.61	82	626349	12.500	ng		0.00
System Monitoring Compounds							
33) 1,2-Dichloroethane-d4(...	12.02	65	517159	12.956	ng		-0.02
Spiked Amount 12.500	Range 70 - 130		Recovery = 103.68%				
57) Toluene-d8 (SS2)	15.74	98	1356996	12.223	ng		-0.01
Spiked Amount 12.500	Range 70 - 130		Recovery = 97.76%				
73) Bromofluorobenzene (SS3)	19.00	174	450200	11.483	ng		0.00
Spiked Amount 12.500	Range 70 - 130		Recovery = 91.84%				
Target Compounds							Qvalue
2) Propene	4.14	42	15403	0.509	ng	#	87
3) Dichlorodifluoromethan...	4.28	85	110289	1.696	ng		99
4) Chloromethane	4.56	50	885	N.D.			
5) 1,2-Dichloro-1,1,2,2-t...	4.82	135	3059	0.074	ng		95
6) Vinyl Chloride	0.00	62	0	N.D.			
7) 1,3-Butadiene	5.24	54	1240	N.D.			
8) Bromomethane	5.67	94	107	N.D.			
9) Chloroethane	0.00	64	0	N.D.			
10) Ethanol	6.33	45	36142	1.513	ng		100
11) Acetonitrile	6.62	41	3625	0.069	ng	#	46
12) Acrolein	6.82	56	3574	0.203	ng		96
13) Acetone	7.00	58	477194	20.236	ng		94
14) Trichlorofluoromethane	7.26	101	47070	0.821	ng		100
15) 2-Propanol (Isopropanol)	7.52	45	29234m	0.418	ng		
16) Acrylonitrile	7.81	53	306	N.D.			
17) 1,1-Dichloroethene	0.00	96	0	N.D.			
18) 2-Methyl-2-Propanol (t...	0.00	59	0	N.D. d			
19) Methylene Chloride	8.44	84	943	N.D.			
20) 3-Chloro-1-propene (Al...	8.52	41	805	N.D.			
21) Trichlorotrifluoroethane	8.87	151	19928	0.727	ng		95
22) Carbon Disulfide	8.71	76	67868	0.615	ng		99
23) trans-1,2-Dichloroethene	0.00	61	0	N.D.			
24) 1,1-Dichloroethane	0.00	63	0	N.D.			
25) Methyl tert-Butyl Ether	10.10	73	1173	N.D.			
26) Vinyl Acetate	0.00	86	0	N.D. d			
27) 2-Butanone (MEK)	10.47	72	37328	1.901	ng	☑	91
28) cis-1,2-Dichloroethene	11.00	61	856	N.D.			
29) Diisopropyl Ether	0.00	87	0	N.D. d			
30) Ethyl Acetate	11.29	61	62418	5.379	ng		96
31) n-Hexane	11.28	57	2099	N.D.			
32) Chloroform	11.33	83	297472	5.197	ng		99
34) Tetrahydrofuran (THF)	11.78	72	1039	0.051	ng	#	78
35) Ethyl tert-Butyl Ether	0.00	87	0	N.D.			
36) 1,2-Dichloroethane	0.00	62	0	N.D.			
38) 1,1,1-Trichloroethane	12.43	97	328	N.D.			
39) Isopropyl Acetate	0.00	61	0	N.D.			
40) 1-Butanol	0.00	56	0	N.D. d			
41) Benzene	12.90	78	10956	0.084	ng		97
42) Carbon Tetrachloride	13.05	117	2496	0.056	ng		100
43) Cyclohexane	13.29	84	1125	N.D.			
44) tert-Amyl Methyl Ether	0.00	73	0	N.D.			
45) 1,2-Dichloropropane	0.00	63	0	N.D.			
46) Bromodichloromethane	14.00	83	376	N.D.			
47) Trichloroethene	14.00	130	21619	0.584	ng		99
48) 1,4-Dioxane	14.01	88	846	N.D.			
49) 2,2,4-Trimethylpentane...	14.07	57	1522	N.D.			
50) Methyl Methacrylate	0.00	100	0	N.D.			

LH 04/06/2020

DUSR Calculations Sheet
Liesel Krout
4/6/2020

Sample ID: VP-3-5
TC: 2-butanone (MEK)
ICAL Level: 0.1 ng
Val File Result for TC: 2.7

Ical Calc

Area TC	1495
Area IS	256423
Conc TC	0.106
Conc IS	12.5
RRF =	0.687525

1	0.688
2	0.692
3	0.835
4	0.819
5	0.887
6	0.984
7	0.961
8	0.944
9	
10	
Avg RRF =	0.85125
Std Dev =	0.115179
%RSD =	13.53058

Sample Calc

Area TC	37328
Area IS	288274
Conc IS	12.5
Avg RRF	0.85125
Conc TC =	1.901438

Pi	-1.97
Pf	3.67
Canister DF	1.443048
Conc ug/m3 =	2.743866

Notes:
Green = matched reported value
Red = did not match reported value

APPENDIX C
NESTED WELL SOIL VAPOR SAMPLE COLLECTION LOGS

Lockheed Martin Corporation
Attachment SOP SSDS-28 – Soil Vapor Sample Collection Log

SOP Owner:	Amec E&E, PC
SOP No.:	SSDS-28
Revision No.	03
Revision Date:	11/8/2019
Revision By:	EAW
Approved By:	ERC

Soil Vapor Sample Collection Log

		Sample ID:	VP-102-4.5
Client:	Lockheed	Sampling Depth:	4.5 ft
Project:	Former Unisys Facility	Time and Date of Installation:	02/29/2020
Location:	Lake Success, NY	Miscellaneous Equipment:	low flow pump
Project #:	3617187442	Moisture Content:	dry
Samplers:	EV + EP		

Instrument Readings

Date	Time	Canister Vacuum (a) (inches of Hg)	Temperature (°F)	Relative Humidity (%)	Air Speed (mph)	Barometric Pressure (inches of Hg)	PID (~~ppb~~) ppm
02/29/2020	1258	-29	38	30	12	29.74	0
02/29/2020	1800	-5					

(a) Record canister information at a minimum at the beginning and end of sampling

Summa Canister Information:

Size (circle one):	1 L (6L)
Canister ID:	AC01986
Flow Controller ID:	0A00695
Notes:	

Leak Test Information (if applicable):

leak test passed

General Observations/Notes:

Lockheed Martin Corporation
Attachment SOP SSDS-28 – Soil Vapor Sample Collection Log

SOP Owner:	Amec E&E, PC
SOP No.:	SSDS-28
Revision No.	03
Revision Date:	11/8/2019
Revision By:	EAW
Approved By:	ERC

Soil Vapor Sample Collection Log

		Sample ID:	VP-102-8.5
Client:	Lockheed	Sampling Depth:	8.5 ft
Project:	Former Unisys Facility	Time and Date of Installation:	02/29/2020
Location:	Lake Success, NY	Miscellaneous Equipment:	low flow pump
Project #:	36178744 2	Moisture Content:	dry
Samplers:	EV + EP		

Instrument Readings

Date	Time	Canister Vacuum (a) (inches of Hg)	Temperature (°F)	Relative Humidity (%)	Air Speed (mph)	Barometric Pressure (inches of Hg)	PID ~~(ppb)~~ ppm
02/29/2020	1238	-30	33	30	12	29.74	0
02/29/2020	1717	-5					

(a) Record canister information at a minimum at the beginning and end of sampling

Summa Canister Information:

Size (circle one):	1 L (6 L)
Canister ID:	AC02028
Flow Controller ID:	0A00510
Notes:	

Leak Test Information (if applicable):

leak test passed

General Observations/Notes:

Lockheed Martin Corporation
Attachment SOP SSDS-28 – Soil Vapor Sample Collection Log

SOP Owner:	Amec E&E, PC
SOP No.:	SSDS-28
Revision No.	03
Revision Date:	11/8/2019
Revision By:	EAW
Approved By:	ERC

Soil Vapor Sample Collection Log

		Sample ID:	VP-102-19.5
Client:	Lockheed	Sampling Depth:	19.5 ft
Project:	Former Unisys Facility	Time and Date of Installation:	02/29/2020
Location:	Lake Success, NY	Miscellaneous Equipment:	low flow pump
Project #:	36171874 42	Moisture Content:	dry
Samplers:	EV + EP		

Instrument Readings

Date	Time	Canister Vacuum (a) (inches of Hg)	Temperature (°F)	Relative Humidity (%)	Air Speed (mph)	Barometric Pressure (inches of Hg)	PID ~~(ppb)~~ ppm
02/29/2020	1234	-30	33	30	12	29.74	0
02/29/2020	1606	-6.5					

(a) Record canister information at a minimum at the beginning and end of sampling

Summa Canister Information:

Size (circle one):	1 L (6 L)
Canister ID:	AC01504
Flow Controller ID:	0A00102
Notes:	

Leak Test Information (if applicable):

leak test passed

General Observations/Notes:

Lockheed Martin Corporation
Attachment SOP SSDS-28 – Soil Vapor Sample Collection Log

SOP Owner:	Amec E&E, PC
SOP No.:	SSDS-28
Revision No.	03
Revision Date:	11/8/2019
Revision By:	EAW
Approved By:	ERC

Soil Vapor Sample Collection Log

		Sample ID:	VP-102-51.5
Client:	Lockheed	Sampling Depth:	51.5 ft
Project:	Former Unisys Facility	Time and Date of Installation:	02/29/2020
Location:	Lake Success, NY	Miscellaneous Equipment:	low flow pump
Project #:	36178742	Moisture Content:	Dry
Samplers:	EV + EP		

Instrument Readings

Date	Time	Canister Vacuum (a) (inches of Hg)	Temperature (°F)	Relative Humidity (%)	Air Speed (mph)	Barometric Pressure (inches of Hg)	PID ~~(ppb)~~ ppm
02/29/2020	1232	-30	33	30	12	29.74	0
02/29/2020	1717	-5					

(a) Record canister information at a minimum at the beginning and end of sampling

Summa Canister Information:

Size (circle one):	1 L (6 L)
Canister ID:	AS01053
Flow Controller ID:	0A01102
Notes:	

Leak Test Information (if applicable):

leak test passed

General Observations/Notes:

Lockheed Martin Corporation
Attachment SOP SSDS-28 – Soil Vapor Sample Collection Log

SOP Owner:	Amec E&E, PC
SOP No.:	SSDS-28
Revision No.	03
Revision Date:	11/8/2019
Revision By:	EAW
Approved By:	ERC

		Soil Vapor Sample Collection Log	
		Sample ID:	VP-102-57.5
Client:	Lockheed	Sampling Depth:	57.5 ft
Project:	Former Unisys Facility	Time and Date of Installation:	02/29/2020
Location:	Lake Success, NY	Miscellaneous Equipment:	low flow pump
Project #:	361718 7442	Moisture Content:	
Samplers:	EV + EP		

Instrument Readings

Date	Time	Canister Vacuum (a) (inches of Hg)	Temperature (°F)	Relative Humidity (%)	Air Speed (mph)	Barometric Pressure (inches of Hg)	PID ~~(ppb)~~ ppm
02/29/2020	1220	-30	33	30	12	29.74	0
02/29/2020	1707	-5					

(a) Record canister information at a minimum at the beginning and end of sampling

Summa Canister Information:

Size (circle one):	1 L (6L)
Canister ID:	AC00343
Flow Controller ID:	0A00367
Notes:	

Leak Test Information (if applicable):

leak test passed

General Observations/Notes:

Lockheed Martin Corporation
Attachment SOP SSDS-28 – Soil Vapor Sample Collection Log

SOP Owner:	Amec E&E, PC
SOP No.:	SSDS-28
Revision No.	03
Revision Date:	11/8/2019
Revision By:	EAW
Approved By:	ERC

Soil Vapor Sample Collection Log

		Sample ID:	VP-102-61.5
Client:	Lockheed	Sampling Depth:	61.5 ft
Project:	Former Unisys Facility	Time and Date of Installation:	02/29/2020
Location:	Lake Success, NY	Miscellaneous Equipment:	low flow pump
Project #:	361718742	Moisture Content:	dry
Samplers:	EV + EP		

Instrument Readings

Date	Time	Canister Vacuum (a) (inches of Hg)	Temperature (°F)	Relative Humidity (%)	Air Speed (mph)	Barometric Pressure (inches of Hg)	PID ~~(ppb)~~ ppm
02/29/2020	1212	-30	33	30	12	29.74	0
02/29/2020	1540	-6					

(a) Record canister information at a minimum at the beginning and end of sampling

Summa Canister Information:

Size (circle one):	1 L (6 L)
Canister ID:	AS01408
Flow Controller ID:	0A01592
Notes:	

Leak Test Information (if applicable):

leak test passed

General Observations/Notes:

Lockheed Martin Corporation
Attachment SOP SSDS-28 – Soil Vapor Sample Collection Log

SOP Owner:	Amec E&E, PC
SOP No.:	SSDS-28
Revision No.	03
Revision Date:	11/8/2019
Revision By:	EAW
Approved By:	ERC

Soil Vapor Sample Collection Log

		Sample ID:	VP-102-73.5
Client:	Lockheed	Sampling Depth:	73.5 ft
Project:	Lake Success, NY	Time and Date of Installation:	02/29/2020
Location:	Former Unisys Facility	Miscellaneous Equipment:	low flow pump
Project #:	36187442	Moisture Content:	dry
Samplers:	EY + EP		

Instrument Readings

Date	Time	Canister Vacuum (a) (inches of Hg)	Temperature (°F)	Relative Humidity (%)	Air Speed (mph)	Barometric Pressure (inches of Hg)	PID ~~(ppb)~~ ppm
02/29/2020	1221	-30	33	30	12	29.74	0
02/29/2020	1605	-5.5					

(a) Record canister information at a minimum at the beginning and end of sampling

Summa Canister Information:

Size (circle one):	1 L (6 L)
Canister ID:	AS00243
Flow Controller ID:	OA00014
Notes:	

Leak Test Information (if applicable):

leak test passed

General Observations/Notes:

Lockheed Martin Corporation
Attachment SOP SSDS-28 – Soil Vapor Sample Collection Log

SOP Owner:	Amec E&E, PC
SOP No.:	SSDS-28
Revision No.	03
Revision Date:	11/8/2019
Revision By:	EAW
Approved By:	ERC

Soil Vapor Sample Collection Log

		Sample ID:	VP-103-5
Client:	Lockheed	Sampling Depth:	5ft
Project:	Former Unisys Facility	Time and Date of Installation:	02/29/2020
Location:	Lake Success, NY	Miscellaneous Equipment:	low flow pump
Project #:	36187442	Moisture Content:	dry
Samplers:	EV+EP		

Instrument Readings

Date	Time	Canister Vacuum (a) (inches of Hg)	Temperature (°F)	Relative Humidity (%)	Air Speed (mph)	Barometric Pressure (inches of Hg)	PID (ppb)
02/29/2020	1411	-30	33	30	12	29.74	—
02/29/2020	1809	-7					

(a) Record canister information at a minimum at the beginning and end of sampling

Summa Canister Information:

Size (circle one):	1 L (6 L)
Canister ID:	A500781
Flow Controller ID:	OA00588
Notes:	

Leak Test Information (if applicable):

leak test passed

General Observations/Notes:

Unable to take PID reading

Lockheed Martin Corporation
Attachment SOP SSDS-28 – Soil Vapor Sample Collection Log

SOP Owner:	Amec E&E, PC
SOP No.:	SSDS-28
Revision No.	03
Revision Date:	11/8/2019
Revision By:	EAW
Approved By:	ERC

Soil Vapor Sample Collection Log

		Sample ID:	VP-103-10
Client:	Lockheed	Sampling Depth:	10ft
Project:	Former Unisys Facility	Time and Date of Installation:	02/29/2020
Location:	Lake Success, NY	Miscellaneous Equipment:	low flow pump
Project #:	3617187442	Moisture Content:	dry
Samplers:	EV+EP		

Instrument Readings

Date	Time	Canister Vacuum (a) (inches of Hg)	Temperature (°F)	Relative Humidity (%)	Air Speed (mph)	Barometric Pressure (inches of Hg)	PID (ppb)
02/29/2020	1410	-29.5	33	30	12	29.74	—
02/29/2020	1756	-7					

(a) Record canister information at a minimum at the beginning and end of sampling

Summa Canister Information:

Size (circle one):	1 L (6L)
Canister ID:	AC02392
Flow Controller ID:	0A01591
Notes:	

Leak Test Information (if applicable):

leak test passed

General Observations/Notes:

Unable to take PID reading

Lockheed Martin Corporation
Attachment SOP SSDS-28 – Soil Vapor Sample Collection Log

SOP Owner:	Amec E&E, PC
SOP No.:	SSDS-28
Revision No.	03
Revision Date:	11/8/2019
Revision By:	EAW
Approved By:	ERC

Soil Vapor Sample Collection Log

		Sample ID:	VP-103-20
Client:	Lockheed	Sampling Depth:	20 ft
Project:	Former Unisys Facility	Time and Date of Installation:	02/29/2020
Location:	Lake Success, NY	Miscellaneous Equipment:	low flow pump
Project #:	3617187442	Moisture Content:	dry
Samplers:	EV + EB		

Instrument Readings

Date	Time	Canister Vacuum (a) (inches of Hg)	Temperature (°F)	Relative Humidity (%)	Air Speed (mph)	Barometric Pressure (inches of Hg)	PID ~~(ppb)~~ ppm
02/29/2020	1405	-29	33	30	12	29.74	78
02/29/2020	1755	-7					

(a) Record canister information at a minimum at the beginning and end of sampling

Summa Canister Information:

Size (circle one):	1 L (6 L)
Canister ID:	AS00743
Flow Controller ID:	0A01256
Notes:	

Leak Test Information (if applicable):

leak test passed

General Observations/Notes:

Lockheed Martin Corporation
Attachment SOP SSDS-28 – Soil Vapor Sample Collection Log

SOP Owner:	Amec E&E, PC
SOP No.:	SSDS-28
Revision No.	03
Revision Date:	11/8/2019
Revision By:	EAW
Approved By:	ERC

Soil Vapor Sample Collection Log

		Sample ID:	VP-103-30
Client:	Lockheed	Sampling Depth:	30 ft
Project:	Former Unisys Facility	Time and Date of Installation:	02/29/2020
Location:	Lake Success, NY	Miscellaneous Equipment:	low flow pump
Project #:	36171874 42	Moisture Content:	dry
Samplers:	EV+EP		

Instrument Readings

Date	Time	Canister Vacuum (a) (inches of Hg)	Temperature (°F)	Relative Humidity (%)	Air Speed (mph)	Barometric Pressure (inches of Hg)	PID ~~(ppb)~~ ppm
02/29/2020	1402	-30	33	30	12	29.74	0
02/29/2020	1754	-6.5					

(a) Record canister information at a minimum at the beginning and end of sampling

Summa Canister Information:

Size (circle one):	1 L (6 L)
Canister ID:	AC02362
Flow Controller ID:	0A00939
Notes:	

Leak Test Information (if applicable):

leak test passed

General Observations/Notes:

Lockheed Martin Corporation
Attachment SOP SSDS-28 – Soil Vapor Sample Collection Log

SOP Owner:	Amec E&E, PC
SOP No.:	SSDS-28
Revision No.	03
Revision Date:	11/8/2019
Revision By:	EAW
Approved By:	ERC

Soil Vapor Sample Collection Log

		Sample ID:	VP-103-40
Client:	Lockheed	Sampling Depth:	40 ft
Project:	Former Unisys Facility	Time and Date of Installation:	02/29/2020
Location:	Lake Success, NY	Miscellaneous Equipment:	low flow pump
Project #:	361718742	Moisture Content:	dry
Samplers:	EV + EP		

Instrument Readings

Date	Time	Canister Vacuum (a) (inches of Hg)	Temperature (°F)	Relative Humidity (%)	Air Speed (mph)	Barometric Pressure (inches of Hg)	PID (~~ppb~~)
02/29/2020	1358	-30	33	30	12	29.74	17.3
02/29/2020	1753	-5.5					

PPM

(a) Record canister information at a minimum at the beginning and end of sampling

Summa Canister Information:

Size (circle one):	1 L (6L)
Canister ID:	AC02269
Flow Controller ID:	OA00762
Notes:	

Leak Test Information (if applicable):

leak test passed

General Observations/Notes:

Lockheed Martin Corporation
Attachment SOP SSDS-28 – Soil Vapor Sample Collection Log

SOP Owner:	Amec E&E, PC
SOP No.:	SSDS-28
Revision No.	03
Revision Date:	11/8/2019
Revision By:	EAW
Approved By:	ERC

Soil Vapor Sample Collection Log

		Sample ID:	VP-103-50
Client:	Lockheed	Sampling Depth:	50 ft
Project:	Former Unisys Facility	Time and Date of Installation:	02/29/2020
Location:	Lake Success, NY	Miscellaneous Equipment:	low flow pump
Project #:	36171837442	Moisture Content:	dry
Samplers:	EV+EP		

Instrument Readings

Date	Time	Canister Vacuum (a) (inches of Hg)	Temperature (°F)	Relative Humidity (%)	Air Speed (mph)	Barometric Pressure (inches of Hg)	PID ~~(ppb)~~ ppm
02/29/2020	1356	-27	33	30	12	29.74	52.4
02/29/2020	1734	-6					

(a) Record canister information at a minimum at the beginning and end of sampling

Summa Canister Information:

Size (circle one):	1 L (6 L)
Canister ID:	AC01217
Flow Controller ID:	0A01083
Notes:	

Leak Test Information (if applicable):

leak test passed

General Observations/Notes:

Lockheed Martin Corporation
Attachment SOP SSDS-28 – Soil Vapor Sample Collection Log

SOP Owner:	Amec E&E, PC
SOP No.:	SSDS-28
Revision No.	03
Revision Date:	11/8/2019
Revision By:	EAW
Approved By:	ERC

		Soil Vapor Sample Collection Log	
		Sample ID:	VP-103-61.5
Client:	Lockheed	**Sampling Depth:**	61.5 ft
Project:	Former Unisys Facility	**Time and Date of Installation:**	02/29/2020
Location:	Lake Success, NY	**Miscellaneous Equipment:**	low flow pump
Project #:	36187442	**Moisture Content:**	dry
Samplers:	EV+EB		

Instrument Readings

Date	Time	Canister Vacuum (a) (inches of Hg)	Temperature (°F)	Relative Humidity (%)	Air Speed (mph)	Barometric Pressure (inches of Hg)	PID (~~ppb~~) ppm
02/29/2020	1352	-29	33	30	12	29.74	0.0
02/29/2020	1752	-7					

(a) Record canister information at a minimum at the beginning and end of sampling

Summa Canister Information:

Size (circle one):	1 L (6 L)
Canister ID:	AS01094
Flow Controller ID:	0A00985
Notes:	

Leak Test Information (if applicable):

leak test passed

General Observations/Notes:

Lockheed Martin Corporation
Attachment SOP SSDS-28 – Soil Vapor Sample Collection Log

SOP Owner:	Amec E&E, PC
SOP No.:	SSDS-28
Revision No.	03
Revision Date:	11/8/2019
Revision By:	EAW
Approved By:	ERC

Soil Vapor Sample Collection Log

		Sample ID:	VP-103-74.5
Client:	Lockheed	Sampling Depth:	74.5 ft
Project:	Former Unisys Facility	Time and Date of Installation:	02/29/2020
Location:	Lake Success, NY	Miscellaneous Equipment:	low flow pump
Project #:	36178742	Moisture Content:	dry
Samplers:	EV+EP		

Instrument Readings

Date	Time	Canister Vacuum (a) (inches of Hg)	Temperature (°F)	Relative Humidity (%)	Air Speed (mph)	Barometric Pressure (inches of Hg)	PID ~~(ppb)~~ ppm
02/29/2020	1351	-30	33	30	12	29.74	0
02/29/2020	1912	-7					

(a) Record canister information at a minimum at the beginning and end of sampling

Summa Canister Information:

Size (circle one):	1 L (6 L)
Canister ID:	AC02124
Flow Controller ID:	0A00080
Notes:	

Leak Test Information (if applicable):

leak test passed

General Observations/Notes:

SOP Owner:	Amec E&E, PC
SOP No.:	SSDS-28
Revision No.	03
Revision Date:	11/8/2019
Revision By:	EAW
Approved By:	ERC

Lockheed Martin Corporation
Attachment SOP SSDS-28 – Soil Vapor Sample Collection Log

		Soil Vapor Sample Collection Log	
		Sample ID:	VP-104-5
Client:	Lockheed	Sampling Depth:	5 ft
Project:	Former Unisys Facility	Time and Date of Installation:	03/03/2020
Location:	Lake Success, NY	Miscellaneous Equipment:	low flow pump
Project #:	3617187442	Moisture Content:	dry
Samplers:	EV+EP		

Instrument Readings

Date	Time	Canister Vacuum (a) (inches of Hg)	Temperature (°F)	Relative Humidity (%)	Air Speed (mph)	Barometric Pressure (inches of Hg)	PID ~~(ppb)~~ ppm
03/03/2020	1246	-30	56.5	64	3	29.59	0.0
03/03/2020	1654	-6					

(a) Record canister information at a minimum at the beginning and end of sampling

Summa Canister Information:

Size (circle one):	1 L (6L)
Canister ID:	AS00941
Flow Controller ID:	0A01311
Notes:	

Leak Test Information (if applicable):

leak test passed

General Observations/Notes:

SOP Owner:	Amec E&E, PC
SOP No.:	SSDS-28
Revision No.	03
Revision Date:	11/8/2019
Revision By:	EAW
Approved By:	ERC

Lockheed Martin Corporation
Attachment SOP SSDS-28 – Soil Vapor Sample Collection Log

		Soil Vapor Sample Collection Log	
		Sample ID:	VP-104-10
Client:	Lockheed	Sampling Depth:	10 ft
Project:	Former Unisys Facility	Time and Date of Installation:	03/03/2020
Location:	Lake Success, NY	Miscellaneous Equipment:	low flow pump
Project #:	3617187442	Moisture Content:	dry
Samplers:	EV + EP		

Instrument Readings

Date	Time	Canister Vacuum (a) (inches of Hg)	Temperature (°F)	Relative Humidity (%)	Air Speed (mph)	Barometric Pressure (inches of Hg)	PID ~~(ppb)~~ PPM
03/03/2020	1248	-30	56.5	64	3	29.59	0.0
03/03/2020	1651	-6					

(a) Record canister information at a minimum at the beginning and end of sampling

Summa Canister Information:

Size (circle one):	1 L (6 L)
Canister ID:	AC00580
Flow Controller ID:	FA00856
Notes:	

Leak Test Information (if applicable):

leak test passed

General Observations/Notes:

Lockheed Martin Corporation
Attachment SOP SSDS-28 – Soil Vapor Sample Collection Log

SOP Owner:	Amec E&E, PC
SOP No.:	SSDS-28
Revision No.	03
Revision Date:	11/8/2019
Revision By:	EAW
Approved By:	ERC

Soil Vapor Sample Collection Log

		Sample ID:	VP-104-19
Client:	Lockheed	Sampling Depth:	19 ft
Project:	Former Unisys Facility	Time and Date of Installation:	03/03/2020
Location:	Lake Success, NY	Miscellaneous Equipment:	low flow pump
Project #:	36171187442	Moisture Content:	dry
Samplers:	EV + EP		

Instrument Readings

Date	Time	Canister Vacuum (a) (inches of Hg)	Temperature (°F)	Relative Humidity (%)	Air Speed (mph)	Barometric Pressure (inches of Hg)	PID ~~(ppb)~~ ppm
03/03/2020	1243	-29	56.5	64	3	29.59	0.0
03/03/2020	1653	-5					

(a) Record canister information at a minimum at the beginning and end of sampling

Summa Canister Information:

Size (circle one):	1 L (6 L)
Canister ID:	AS01296
Flow Controller ID:	0A02147
Notes:	

Leak Test Information (if applicable):

leak test passed

General Observations/Notes:

Lockheed Martin Corporation
Attachment SOP SSDS-28 – Soil Vapor Sample Collection Log

SOP Owner:	Amec E&E, PC
SOP No.:	SSDS-28
Revision No.	03
Revision Date:	11/8/2019
Revision By:	EAW
Approved By:	ERC

Soil Vapor Sample Collection Log

		Sample ID:	VP-104-30
Client:	Lockheed	Sampling Depth:	30 ft
Project:	Former Unisys Facility	Time and Date of Installation:	03/03/2020
Location:	Lake Success, NY	Miscellaneous Equipment:	low flow pump
Project #:	3617187442	Moisture Content:	dry
Samplers:	EV + EF		

Instrument Readings

Date	Time	Canister Vacuum (a) (inches of Hg)	Temperature (°F)	Relative Humidity (%)	Air Speed (mph)	Barometric Pressure (inches of Hg)	PID ~~(ppb)~~ ppm
03/03/2020	1244	-29.5	56.5	64	3	29.59	0.0
03/03/2020	1652	-5					

(a) Record canister information at a minimum at the beginning and end of sampling

Summa Canister Information:

Size (circle one):	1 L (6 L)
Canister ID:	AC02371
Flow Controller ID:	0A01283
Notes:	

Leak Test Information (if applicable):

leak test passed

General Observations/Notes:

Lockheed Martin Corporation
Attachment SOP SSDS-28 – Soil Vapor Sample Collection Log

SOP Owner:	Amec E&E, PC
SOP No.:	SSDS-28
Revision No.	03
Revision Date:	11/8/2019
Revision By:	EAW
Approved By:	ERC

Soil Vapor Sample Collection Log

		Sample ID:	VP-104-40
Client:	Lockheed	Sampling Depth:	40 ft
Project:	36171874.2	Time and Date of Installation:	03/03/2020
Location:	Lake Success, NY	Miscellaneous Equipment:	low flow pump
Project #:	36171874.2	Moisture Content:	dry
Samplers:	EV + ER		

Instrument Readings

Date	Time	Canister Vacuum (a) (inches of Hg)	Temperature (°F)	Relative Humidity (%)	Air Speed (mph)	Barometric Pressure (inches of Hg)	PID ~~(ppb)~~ ppm
03/03/2020	1240	-29.5	56.5	64	3	29.59	0.0
03/03/2020	1655	-7					

(a) Record canister information at a minimum at the beginning and end of sampling

Summa Canister Information:

Size (circle one):	1 L (6L)
Canister ID:	AS01025
Flow Controller ID:	0400188
Notes:	

Leak Test Information (if applicable):

leak test passed

General Observations/Notes:

Opened two minutes pre-maturely

Lockheed Martin Corporation
Attachment SOP SSDS-28 – Soil Vapor Sample Collection Log

SOP Owner:	Amec E&E, PC
SOP No.:	SSDS-28
Revision No.	03
Revision Date:	11/8/2019
Revision By:	EAW
Approved By:	ERC

Soil Vapor Sample Collection Log

		Sample ID:	VP-104-50
Client:	Lockheed	Sampling Depth:	50 ft
Project:	Former Unisys Facility	Time and Date of Installation:	03/03/2020
Location:	Lake Success, NY	Miscellaneous Equipment:	low flow pump
Project #:	36178742	Moisture Content:	dry
Samplers:	EV + EP		

Instrument Readings

Date	Time	Canister Vacuum (a) (inches of Hg)	Temperature (°F)	Relative Humidity (%)	Air Speed (mph)	Barometric Pressure (inches of Hg)	PID ~~(ppb)~~
03/03/2020	1228	-30	56.5	64	3	29.59	0.4 ppm
03/03/2020	1654	-4.5					

(a) Record canister information at a minimum at the beginning and end of sampling

Summa Canister Information:

Size (circle one):	1 L (6 L)
Canister ID:	AC02201
Flow Controller ID:	0A00746
Notes:	

Leak Test Information (if applicable):

leak test passed

General Observations/Notes:

Lockheed Martin Corporation
Attachment SOP SSDS-28 – Soil Vapor Sample Collection Log

SOP Owner:	Amec E&E, PC
SOP No.:	SSDS-28
Revision No.	03
Revision Date:	11/8/2019
Revision By:	EAW
Approved By:	ERC

Soil Vapor Sample Collection Log

		Sample ID:	VP-104-62
Client:	Lockheed	Sampling Depth:	62 ft
Project:	Former Unisys Facility	Time and Date of Installation:	03/03/2020
Location:	Lake Success, NY	Miscellaneous Equipment:	low flow pump
Project #:	36171874 42	Moisture Content:	dry
Samplers:	EV + EB		

Instrument Readings

Date	Time	Canister Vacuum (a) (inches of Hg)	Temperature (°F)	Relative Humidity (%)	Air Speed (mph)	Barometric Pressure (inches of Hg)	PID ~~(ppb)~~ ppm
03/03/2020	1241	-30	56.5	64	3	29.59	0.0
03/03/2020	1652	-6.5					

(a) Record canister information at a minimum at the beginning and end of sampling

Summa Canister Information:

Size (circle one):	1 L (6 L)
Canister ID:	AS01411
Flow Controller ID:	OA01480
Notes:	

Leak Test Information (if applicable):

leak test passed

General Observations/Notes:

Lockheed Martin Corporation
Attachment SOP SSDS-28 – Soil Vapor Sample Collection Log

SOP Owner:	Amec E&E, PC
SOP No.:	SSDS-28
Revision No.	03
Revision Date:	11/8/2019
Revision By:	EAW
Approved By:	ERC

Soil Vapor Sample Collection Log

		Sample ID:	VP-104-73
Client:	Lockheed	Sampling Depth:	73 ft
Project:	Former Unisys Facility	Time and Date of Installation:	03/03/2020
Location:	Lake Success, NY	Miscellaneous Equipment:	low flow pump
Project #:	36171874 42	Moisture Content:	dry
Samplers:	EV + EB		

Instrument Readings

Date	Time	Canister Vacuum (a) (inches of Hg)	Temperature (°F)	Relative Humidity (%)	Air Speed (mph)	Barometric Pressure (inches of Hg)	PID ~~(ppb)~~ ppm
03/03/2020	1234	-29	56.5	64	3	29.59	0.0
03/03/2020	1651	-4					

(a) Record canister information at a minimum at the beginning and end of sampling

Summa Canister Information:

Size (circle one):	1 L (6 L)
Canister ID:	AS00132
Flow Controller ID:	0A00442
Notes:	

Leak Test Information (if applicable):

leak test passed

General Observations/Notes:

Lockheed Martin Corporation
Attachment SOP SSDS-28 – Soil Vapor Sample Collection Log

SOP Owner:	Amec E&E, PC
SOP No.:	SSDS-28
Revision No.	03
Revision Date:	11/8/2019
Revision By:	EAW
Approved By:	ERC

Soil Vapor Sample Collection Log

		Sample ID:	VP-107-5
Client:	Lockheed	Sampling Depth:	5 ft
Project:	Former Unisys Facility	Time and Date of Installation:	03/03/2020
Location:	Lake Success NY	Miscellaneous Equipment:	low flow pump
Project #:	3617187442	Moisture Content:	dry
Samplers:	EV + EP		

Instrument Readings

Date	Time	Canister Vacuum (a) (inches of Hg)	Temperature (°F)	Relative Humidity (%)	Air Speed (mph)	Barometric Pressure (inches of Hg)	PID ~~(ppb)~~
03/03/2020	1152	-30	56.5	64	3	29.59	0.0 ppm
03/03/2020	1520	-8					

(a) Record canister information at a minimum at the beginning and end of sampling

Summa Canister Information:

Size (circle one):	1 L (6 L)
Canister ID:	AC02336
Flow Controller ID:	0A00651
Notes:	

Leak Test Information (if applicable):

leak test passed

General Observations/Notes:

no tag on tubing

SOP Owner:	Amec E&E, PC
SOP No.:	SSDS-28
Revision No.	03
Revision Date:	11/8/2019
Revision By:	EAW
Approved By:	ERC

Lockheed Martin Corporation
Attachment SOP SSDS-28 – Soil Vapor Sample Collection Log

		Soil Vapor Sample Collection Log	
		Sample ID:	VP-107-13
Client:	Lockheed	Sampling Depth:	13ft
Project:	3617187442	Time and Date of Installation:	03/03/2020
Location:	Former Unisys Facility	Miscellaneous Equipment:	low flow pump
Project #:	3617187442	Moisture Content:	dry
Samplers:	EV+EP		

Instrument Readings

Date	Time	Canister Vacuum (a) (inches of Hg)	Temperature (°F)	Relative Humidity (%)	Air Speed (mph)	Barometric Pressure (inches of Hg)	PID ~~(ppb)~~
03/03/2020	1148	-30	56.5	64	3	29.59	0.1
03/03/2020	1521	-8					

(a) Record canister information at a minimum at the beginning and end of sampling

Summa Canister Information:

Size (circle one):	1 L (6 L)
Canister ID:	AC01831
Flow Controller ID:	0A01656
Notes:	

Leak Test Information (if applicable):

leak test passed

General Observations/Notes:

Lockheed Martin Corporation
Attachment SOP SSDS-28 – Soil Vapor Sample Collection Log

SOP Owner:	Amec E&E, PC
SOP No.:	SSDS-28
Revision No.	03
Revision Date:	11/8/2019
Revision By:	EAW
Approved By:	ERC

Soil Vapor Sample Collection Log

		Sample ID:	VP-107-20
Client:	Lockheed	Sampling Depth:	20 ft
Project:	Former Unisys Facility	Time and Date of Installation:	03/03/2020
Location:	Lake Success, NY	Miscellaneous Equipment:	low flow pump
Project #:	36171187442	Moisture Content:	dry
Samplers:	EV + EB		

Instrument Readings

Date	Time	Canister Vacuum (a) (inches of Hg)	Temperature (°F)	Relative Humidity (%)	Air Speed (mph)	Barometric Pressure (inches of Hg)	PID ~~(ppb)~~ ppm
03/03/2020	~~1446~~	-29	56.5	64	3	29.59	27.1
03/03/2020	1513	-6					

(a) Record canister information at a minimum at the beginning and end of sampling

Summa Canister Information:

Size (circle one):	1 L (6 L)
Canister ID:	AS01168
Flow Controller ID:	0A00023
Notes:	

Leak Test Information (if applicable):

leak test passed

Duplicate taken here VP-107-100

General Observations/Notes:

Lockheed Martin Corporation
Attachment SOP SSDS-28 – Soil Vapor Sample Collection Log

SOP Owner:	Amec E&E, PC
SOP No.:	SSDS-28
Revision No.	03
Revision Date:	11/8/2019
Revision By:	EAW
Approved By:	ERC

Soil Vapor Sample Collection Log

		Sample ID:	VP-107-33.5
Client:	Lockheed	Sampling Depth:	33.5 ft
Project:	Former Unisys Facility	Time and Date of Installation:	03/03/2020
Location:	Lake Success, NY	Miscellaneous Equipment:	low flow pump
Project #:	36171874.2	Moisture Content:	dry
Samplers:	EV + EB		

Instrument Readings

Date	Time	Canister Vacuum (a) (inches of Hg)	Temperature (°F)	Relative Humidity (%)	Air Speed (mph)	Barometric Pressure (inches of Hg)	PID ~~(ppb)~~ ppm
03/03/2020	1137	-29	56.5	64	3	29.59	39.7
03/03/2020	1514	-6					

(a) Record canister information at a minimum at the beginning and end of sampling

Summa Canister Information:

Size (circle one):	1 L (6 L)
Canister ID:	AC02309
Flow Controller ID:	OA00068
Notes:	

Leak Test Information (if applicable):

leak test passed
Duplicate taken here
VP-107-200

General Observations/Notes:

Lockheed Martin Corporation
Attachment SOP SSDS-28 – Soil Vapor Sample Collection Log

SOP Owner:	Amec E&E, PC
SOP No.:	SSDS-28
Revision No.	03
Revision Date:	11/8/2019
Revision By:	EAW
Approved By:	ERC

		Soil Vapor Sample Collection Log	
		Sample ID:	VP-107-44
Client:	Lockheed	**Sampling Depth:**	44 ft
Project:	Former Unisys Facility	**Time and Date of Installation:**	03/03/2020
Location:	Lake Success, NY	**Miscellaneous Equipment:**	low flow pump
Project #:	361787442	**Moisture Content:**	dry
Samplers:	EV + EP		

Instrument Readings

Date	Time	Canister Vacuum (a) (inches of Hg)	Temperature (°F)	Relative Humidity (%)	Air Speed (mph)	Barometric Pressure (inches of Hg)	PID ~~(ppb)~~ ppm
03/03/2020	1140	-30	56.5	64	3	29.59	2.5
03/03/2020	1515	-7					

(a) Record canister information at a minimum at the beginning and end of sampling

Summa Canister Information:

Size (circle one):	1 L (6 L)
Canister ID:	AS00813
Flow Controller ID:	0A02099
Notes:	

Leak Test Information (if applicable):

leak test passed
Duplicate sample taken here
VP-107-300

General Observations/Notes:

Lockheed Martin Corporation
Attachment SOP SSDS-28 – Soil Vapor Sample Collection Log

SOP Owner:	Amec E&E, PC
SOP No.:	SSDS-28
Revision No.	03
Revision Date:	11/8/2019
Revision By:	EAW
Approved By:	ERC

		Soil Vapor Sample Collection Log	
		Sample ID:	VP-107-60
Client:	Lockheed	Sampling Depth:	60 ft
Project:	Former Unisys Facility	Time and Date of Installation:	03/03/2020
Location:	Lake Success, NY	Miscellaneous Equipment:	low flow pump
Project #:	36171874.92	Moisture Content:	dry
Samplers:	EV + EP		

Instrument Readings

Date	Time	Canister Vacuum (a) (inches of Hg)	Temperature (°F)	Relative Humidity (%)	Air Speed (mph)	Barometric Pressure (inches of Hg)	PID ~~(ppb)~~
03/03/2020	1130	~~-30~~	56.5	64	3	29.59	0.5
03/03/2020	1520	-7.5					

(a) Record canister information at a minimum at the beginning and end of sampling

Summa Canister Information:

Size (circle one):	1 L (6 L)
Canister ID:	AC02120
Flow Controller ID:	0A01288
Notes:	

Leak Test Information (if applicable):

leak test passed

General Observations/Notes:

Lockheed Martin Corporation
Attachment SOP SSDS-28 – Soil Vapor Sample Collection Log

SOP Owner:	Amec E&E, PC
SOP No.:	SSDS-28
Revision No.	03
Revision Date:	11/8/2019
Revision By:	EAW
Approved By:	ERC

Soil Vapor Sample Collection Log

		Sample ID:	VP-107-74
Client:	Lockheed	Sampling Depth:	74 ft
Project:	Former Unisys Facility	Time and Date of Installation:	03/03/2020
Location:	Lake Success, NY	Miscellaneous Equipment:	low flow pump
Project #:	36171187442	Moisture Content:	dry
Samplers:	EV + EP		

Instrument Readings

Date	Time	Canister Vacuum (a) (inches of Hg)	Temperature (°F)	Relative Humidity (%)	Air Speed (mph)	Barometric Pressure (inches of Hg)	PID (~~ppb~~) ppm
03/03/2020	1129	-28.5	56.5	64	3	29.59	3.7
03/03/2020	1511	-6.5					

(a) Record canister information at a minimum at the beginning and end of sampling

Summa Canister Information:

Size (circle one):	1 L (6 L)
Canister ID:	AS00544
Flow Controller ID:	0A00946
Notes:	

Leak Test Information (if applicable):

leak test passed

General Observations/Notes:

Lockheed Martin Corporation
Attachment SOP SSDS-28 – Soil Vapor Sample Collection Log

SOP Owner:	Amec E&E, PC
SOP No.:	SSDS-28
Revision No.	03
Revision Date:	11/8/2019
Revision By:	EAW
Approved By:	ERC

Soil Vapor Sample Collection Log

		Sample ID:	LIJ-VP-7-5
Client:	Lockheed	Sampling Depth:	5 ft
Project:	Former Unisys Facility	Time and Date of Installation:	02/29/2020
Location:	Lake Success, NY	Miscellaneous Equipment:	low flow pump
Project #:	36178742	Moisture Content:	dry
Samplers:	EV + EP		

Instrument Readings

Date	Time	Canister Vacuum (a) (inches of Hg)	Temperature (°F)	Relative Humidity (%)	Air Speed (mph)	Barometric Pressure (inches of Hg)	PID ~~(ppb)~~ ppm
02/28/2020	1153	-29.0	33	30	12	29.74	0.6
02/29/2020	1546	-6.5					

(a) Record canister information at a minimum at the beginning and end of sampling

Summa Canister Information:

Size (circle one):	1 L (6 L)
Canister ID:	AC02213
Flow Controller ID:	0A00608
Notes:	

Leak Test Information (if applicable):

leak test passed

General Observations/Notes:

Lockheed Martin Corporation
Attachment SOP SSDS-28 – Soil Vapor Sample Collection Log

SOP Owner:	Amec E&E, PC
SOP No.:	SSDS-28
Revision No.	03
Revision Date:	11/8/2019
Revision By:	EAW
Approved By:	ERC

		Soil Vapor Sample Collection Log	
		Sample ID:	LIJ-VP-7-10
Client:	Lockheed	Sampling Depth:	10 ft
Project:	Former Unisys Facility	Time and Date of Installation:	02/29/2020
Location:	Lake Success, NY	Miscellaneous Equipment:	low flow pump
Project #:	36187442	Moisture Content:	dry
Samplers:	EV+EP		

Instrument Readings

Date	Time	Canister Vacuum (a) (inches of Hg)	Temperature (°F)	Relative Humidity (%)	Air Speed (mph)	Barometric Pressure (inches of Hg)	PID ~~(ppb)~~ ppm
02/29/2020	1152	-28.5	33	30	12	29.74	1.3
02/28/2020	1547	-5.5					

(a) Record canister information at a minimum at the beginning and end of sampling

Summa Canister Information:

Size (circle one):	1 L (6 L)
Canister ID:	AC00988
Flow Controller ID:	0A00137
Notes:	

Leak Test Information (if applicable):

leak test passed

General Observations/Notes:

Lockheed Martin Corporation
Attachment SOP SSDS-28 – Soil Vapor Sample Collection Log

SOP Owner:	Amec E&E, PC
SOP No.:	SSDS-28
Revision No.	03
Revision Date:	11/8/2019
Revision By:	EAW
Approved By:	ERC

Soil Vapor Sample Collection Log

		Sample ID:	LIS-VP-7-20
Client:	Lockheed	Sampling Depth:	20 ft
Project:	Former Unisys Facility	Time and Date of Installation:	02/29/2020
Location:	Lake Success, NY	Miscellaneous Equipment:	low flow pump
Project #:	36171187442	Moisture Content:	dry
Samplers:	EV + EP		

Instrument Readings

Date	Time	Canister Vacuum (a) (inches of Hg)	Temperature (°F)	Relative Humidity (%)	Air Speed (mph)	Barometric Pressure (inches of Hg)	PID ~~(ppb)~~ ppm
02/29/2020	1149	-30	33	30	12	29.74	4.9
02/29/2020	1600	-7					

(a) Record canister information at a minimum at the beginning and end of sampling

Summa Canister Information:

Size (circle one):	1 L (6 L)
Canister ID:	AS00542
Flow Controller ID:	OA01133
Notes:	

Leak Test Information (if applicable):

leak test passed

General Observations/Notes:

Lockheed Martin Corporation
Attachment SOP SSDS-28 – Soil Vapor Sample Collection Log

SOP Owner:	Amec E&E, PC
SOP No.:	SSDS-28
Revision No.	03
Revision Date:	11/8/2019
Revision By:	EAW
Approved By:	ERC

Soil Vapor Sample Collection Log

		Sample ID:	LIJ-VP-7-30
Client:	Lockheed	Sampling Depth:	30 ft
Project:	Former Unisys Facility	Time and Date of Installation:	02/29/2020
Location:	Lake Success, NY	Miscellaneous Equipment:	low flow pump
Project #:	36187442	Moisture Content:	dry
Samplers:	EV+EP		

Instrument Readings

Date	Time	Canister Vacuum (a) (inches of Hg)	Temperature (°F)	Relative Humidity (%)	Air Speed (mph)	Barometric Pressure (inches of Hg)	PID ~~(ppb)~~ ppm
02/29/2020	1145	-29	33	30	12	29.74	23.3
02/29/2020	1547	-4.5					

(a) Record canister information at a minimum at the beginning and end of sampling

Summa Canister Information:

Size (circle one):	1 L (6 L)
Canister ID:	AS01346
Flow Controller ID:	0A02047
Notes:	

Leak Test Information (if applicable):

leak test passed
duplicate taken here
LIJ-VP-7-100

General Observations/Notes:

Lockheed Martin Corporation
Attachment SOP SSDS-28 – Soil Vapor Sample Collection Log

SOP Owner:	Amec E&E, PC
SOP No.:	SSDS-28
Revision No.	03
Revision Date:	11/8/2019
Revision By:	EAW
Approved By:	ERC

Soil Vapor Sample Collection Log

		Sample ID:	LIJ-VP-7-40
Client:	Lockheed	Sampling Depth:	40 ft
Project:	Former Unisys Facility	Time and Date of Installation:	02/29/2020
Location:	Lake Success, NY	Miscellaneous Equipment:	low flow pump
Project #:	36171 87442	Moisture Content:	dry
Samplers:	EV + EP		

Instrument Readings

Date	Time	Canister Vacuum (a) (inches of Hg)	Temperature (°F)	Relative Humidity (%)	Air Speed (mph)	Barometric Pressure (inches of Hg)	PID ~~(ppb)~~ ppm
02/29/2020	1142	-28	33	30	12	29.74	6.1
02/29/2020	1545	-6					

(a) Record canister information at a minimum at the beginning and end of sampling

Summa Canister Information:

Size (circle one):	1 L (6 L)
Canister ID:	AS00901
Flow Controller ID:	0A01575
Notes:	

Leak Test Information (if applicable):

leak test passed

General Observations/Notes:

Lockheed Martin Corporation
Attachment SOP SSDS-28 – Soil Vapor Sample Collection Log

SOP Owner:	Amec E&E, PC
SOP No.:	SSDS-28
Revision No.	03
Revision Date:	11/8/2019
Revision By:	EAW
Approved By:	ERC

Soil Vapor Sample Collection Log

		Sample ID:	LIJ-VP-7-50
Client:	Lockheed	Sampling Depth:	50 ft
Project:	Former Unisys Facility	Time and Date of Installation:	02/29/2020
Location:	Lake Success, NY	Miscellaneous Equipment:	low flow pump
Project #:	36187442	Moisture Content:	dry
Samplers:	EV + EP		

Instrument Readings

Date	Time	Canister Vacuum (a) (inches of Hg)	Temperature (°F)	Relative Humidity (%)	Air Speed (mph)	Barometric Pressure (inches of Hg)	PID ~~(ppb)~~ ppm
02/29/2020	1137	-30	33	30	12	29.74	2.3
02/29/2020	1546	-6					

(a) Record canister information at a minimum at the beginning and end of sampling

Summa Canister Information:

Size (circle one):	1 L (6 L)
Canister ID:	AS00326
Flow Controller ID:	0A01135
Notes:	

Leak Test Information (if applicable):

leak test passed

General Observations/Notes:

SOP Owner:	Amec E&E, PC
SOP No.:	SSDS-28
Revision No.	03
Revision Date:	11/8/2019
Revision By:	EAW
Approved By:	ERC

Lockheed Martin Corporation
Attachment SOP SSDS-28 – Soil Vapor Sample Collection Log

		Soil Vapor Sample Collection Log	
		Sample ID:	FPM-20-5
Client:	Lockheed	**Sampling Depth:**	5 ft
Project:	Former Unisys Facility	**Time and Date of Installation:**	02/29/2020
Location:	Lake Success, NY	**Miscellaneous Equipment:**	low flow pump
Project #:	36171874 42	**Moisture Content:**	dry
Samplers:	EV + EP		

Instrument Readings

Date	Time	Canister Vacuum (a) (inches of Hg)	Temperature (°F)	Relative Humidity (%)	Air Speed (mph)	Barometric Pressure (inches of Hg)	PID (ppb)
02/29/2020	1024	-29	33	30	12	29.74	155
02/29/2020	1420	-6					

(a) Record canister information at a minimum at the beginning and end of sampling

Summa Canister Information:

Size (circle one):	1 L (6 L)
Canister ID:	AS01433
Flow Controller ID:	0A02001
Notes:	

Leak Test Information (if applicable):

leak test passed

General Observations/Notes:

Lockheed Martin Corporation
Attachment SOP SSDS-28 – Soil Vapor Sample Collection Log

SOP Owner:	Amec E&E, PC
SOP No.:	SSDS-28
Revision No.	03
Revision Date:	11/8/2019
Revision By:	EAW
Approved By:	ERC

Soil Vapor Sample Collection Log

		Sample ID:	FPM-20-9.4
Client:	Lockheed	Sampling Depth:	9.4 ft
Project:	Former Unisys Facility	Time and Date of Installation:	02/29/2020
Location:	Lake Success, NY	Miscellaneous Equipment:	low flow pump
Project #:	3617187442	Moisture Content:	dry
Samplers:	EV + EP		

Instrument Readings

Date	Time	Canister Vacuum (a) (inches of Hg)	Temperature (°F)	Relative Humidity (%)	Air Speed (mph)	Barometric Pressure (inches of Hg)	PID (ppb)
02/29/2020	1020	-30	33	30	12	29.74	388
02/29/2020	1533	-6					

(a) Record canister information at a minimum at the beginning and end of sampling

Summa Canister Information:

Size (circle one):	1 L (6 L)
Canister ID:	AC02397
Flow Controller ID:	0A00465
Notes:	

Leak Test Information (if applicable):

leak test passed

General Observations/Notes:

Lockheed Martin Corporation
Attachment SOP SSDS-28 – Soil Vapor Sample Collection Log

SOP Owner:	Amec E&E, PC
SOP No.:	SSDS-28
Revision No.	03
Revision Date:	11/8/2019
Revision By:	EAW
Approved By:	ERC

Soil Vapor Sample Collection Log

		Sample ID:	VP-8-5
Client:	Lockheed	Sampling Depth:	5 ft
Project:	Former Unisys Facility	Time and Date of Installation:	03/06/2020
Location:	Lake Success, NY	Miscellaneous Equipment:	low flow pump
Project #:	36178742	Moisture Content:	dry
Samplers:	EV+EB		

Instrument Readings

Date	Time	Canister Vacuum (a) (inches of Hg)	Temperature (°F)	Relative Humidity (%)	Air Speed (mph)	Barometric Pressure (inches of Hg)	PID (~~ppb~~) ppm
03/06/2020	1035	-30	41.2	63	8	29.77	0.0
03/06/2020	1379	-8					

(a) Record canister information at a minimum at the beginning and end of sampling

Summa Canister Information:

Size (circle one):	1 L, (6 L)
Canister ID:	AS00170
Flow Controller ID:	0A01270
Notes:	

Leak Test Information (if applicable):

leak test passed

General Observations/Notes:

Lockheed Martin Corporation
Attachment SOP SSDS-28 – Soil Vapor Sample Collection Log

SOP Owner:	Amec E&E, PC
SOP No.:	SSDS-28
Revision No.	03
Revision Date:	11/8/2019
Revision By:	EAW
Approved By:	ERC

Soil Vapor Sample Collection Log

		Sample ID:	VP-8-10
Client:	Lockheed	Sampling Depth:	10 ft
Project:	Former Unisys Facility	Time and Date of Installation:	03/06/2020
Location:	Lake Success, NY	Miscellaneous Equipment:	low flow pump
Project #:	3617187442	Moisture Content:	dry
Samplers:	EV+EP		

Instrument Readings

Date	Time	Canister Vacuum (a) (inches of Hg)	Temperature (°F)	Relative Humidity (%)	Air Speed (mph)	Barometric Pressure (inches of Hg)	PID ~~(ppb)~~ ppm
03/06/2020	1034	-29	41.2	63	8	29.77	0.8
03/06/2020	1405	-8					

(a) Record canister information at a minimum at the beginning and end of sampling

Summa Canister Information:

Size (circle one):	1 L (8 L)
Canister ID:	AC02421
Flow Controller ID:	0A00867
Notes:	

Leak Test Information (if applicable):

leak test passed

General Observations/Notes:

Lockheed Martin Corporation
Attachment SOP SSDS-28 – Soil Vapor Sample Collection Log

SOP Owner:	Amec E&E, PC
SOP No.:	SSDS-28
Revision No.	03
Revision Date:	11/8/2019
Revision By:	EAW
Approved By:	ERC

Soil Vapor Sample Collection Log

		Sample ID:	VP-8-20
Client:	Lockheed	Sampling Depth:	20 ft
Project:	Former Unisys Facility	Time and Date of Installation:	03/06/2020
Location:	Lake Success, NY	Miscellaneous Equipment:	low flow pump
Project #:	36171874.2	Moisture Content:	dry
Samplers:	EV + EP		

Instrument Readings

Date	Time	Canister Vacuum (a) (inches of Hg)	Temperature (°F)	Relative Humidity (%)	Air Speed (mph)	Barometric Pressure (inches of Hg)	PID ~~(ppb)~~ ppm
03/06/2020	1029	-30	41.2	63	8	29.77	1.6
03/06/2020	1355	-7.5					

(a) Record canister information at a minimum at the beginning and end of sampling

Summa Canister Information:

Size (circle one):	1 L (6 L)
Canister ID:	AS01057
Flow Controller ID:	OA01495
Notes:	

Leak Test Information (if applicable):

leak test passed

General Observations/Notes:

Lockheed Martin Corporation
Attachment SOP SSDS-28 – Soil Vapor Sample Collection Log

SOP Owner:	Amec E&E, PC
SOP No.:	SSDS-28
Revision No.	03
Revision Date:	11/8/2019
Revision By:	EAW
Approved By:	ERC

		Soil Vapor Sample Collection Log	
		Sample ID:	VP-8D-53.5
Client:	Lockheed	Sampling Depth:	53.5 ft
Project:	Former Unisys Facility	Time and Date of Installation:	03/06/2020
Location:	Lake Success NY	Miscellaneous Equipment:	low flow pump
Project #:	36178742	Moisture Content:	~~[illegible]~~ dry
Samplers:	EV+EP		

Instrument Readings

Date	Time	Canister Vacuum (a) (inches of Hg)	Temperature (°F)	Relative Humidity (%)	Air Speed (mph)	Barometric Pressure (inches of Hg)	PID ~~(ppb)~~ ppm
03/06/2020	1025	-30	46.2	63	8	29.77	8.6
03/06/2020	1401	-8					

(a) Record canister information at a minimum at the beginning and end of sampling

Summa Canister Information:

Size (circle one):	1 L (6 L)
Canister ID:	AC02302
Flow Controller ID:	OA01140
Notes:	

Leak Test Information (if applicable):

leak test passed
Duplicate taken here
VP-8D-100

General Observations/Notes:

Lockheed Martin Corporation
Attachment SOP SSDS-28 – Soil Vapor Sample Collection Log

SOP Owner:	Amec E&E, PC
SOP No.:	SSDS-28
Revision No.	03
Revision Date:	11/8/2019
Revision By:	EAW
Approved By:	ERC

		Soil Vapor Sample Collection Log	
		Sample ID:	VP-8D-62.5
Client:	Lockheed	Sampling Depth:	62.5 ft
Project:	Former Unisys Facility	Time and Date of Installation:	03/06/2020
Location:	Lake Success, NY	Miscellaneous Equipment:	low flow pump
Project #:	3617187442	Moisture Content:	dry
Samplers:	EV + ER		

Instrument Readings

Date	Time	Canister Vacuum (a) (inches of Hg)	Temperature (°F)	Relative Humidity (%)	Air Speed (mph)	Barometric Pressure (inches of Hg)	PID (~~ppb~~) ppm
03/06/2020	1019	-29.5	41.2	63	8	29.77	4.0
03/06/2020	1349	0					

(a) Record canister information at a minimum at the beginning and end of sampling

Summa Canister Information:

Size (circle one):	1 L (6L)
Canister ID:	AC01940
Flow Controller ID:	0A01893
Notes:	

Leak Test Information (if applicable):

leak test passed
Duplicate taken here
VP-8D-200

General Observations/Notes:

Lockheed Martin Corporation
Attachment SOP SSDS-28 – Soil Vapor Sample Collection Log

SOP Owner:	Amec E&E, PC
SOP No.:	SSDS-28
Revision No.	03
Revision Date:	11/8/2019
Revision By:	EAW
Approved By:	ERC

Soil Vapor Sample Collection Log

		Sample ID:	VP-8D-72.5
Client:	Lockheed	Sampling Depth:	72.5 ft
Project:	Former Unisys Facility	Time and Date of Installation:	03/06/2020
Location:	Lake Success, NY	Miscellaneous Equipment:	low flow pump
Project #:	36171874.2	Moisture Content:	dry
Samplers:	EV + EP		

Instrument Readings

Date	Time	Canister Vacuum (a) (inches of Hg)	Temperature (°F)	Relative Humidity (%)	Air Speed (mph)	Barometric Pressure (inches of Hg)	PID (~~ppb~~) ppm
03/06/2020	1011	-29	41.2	63	8	29.77	1.1
03/06/2020	1349	0					

(a) Record canister information at a minimum at the beginning and end of sampling

Summa Canister Information:

Size (circle one):	1 L (6 L)
Canister ID:	AS01278
Flow Controller ID:	OA01077
Notes:	

Leak Test Information (if applicable):

leak test passed

General Observations/Notes:

SOP Owner:	Amec E&E, PC
SOP No.:	SSDS-28
Revision No.	03
Revision Date:	11/8/2019
Revision By:	EAW
Approved By:	ERC

Lockheed Martin Corporation
Attachment SOP SSDS-28 – Soil Vapor Sample Collection Log

		Soil Vapor Sample Collection Log	
		Sample ID:	VP-NYSDEC-5-5
Client:	Lockheed	Sampling Depth:	5ft
Project:	Former Unisys Facility	Time and Date of Installation:	03/02/2020
Location:	Lake Success, NY	Miscellaneous Equipment:	low flow pump
Project #:	3617187442	Moisture Content:	dry
Samplers:	EV + EB		

Instrument Readings

Date	Time	Canister Vacuum (a) (inches of Hg)	Temperature (°F)	Relative Humidity (%)	Air Speed (mph)	Barometric Pressure (inches of Hg)	PID ~~(ppb)~~ ppm
03/02/2020	~~1133~~	-27	53.6	44	8	29.83	~~0.5~~
03/02/2020	1442	-6					

(a) Record canister information at a minimum at the beginning and end of sampling

Summa Canister Information:

Size (circle one):	1 L (6 L)
Canister ID:	AC02164
Flow Controller ID:	0A00108
Notes:	

Leak Test Information (if applicable):

leak test passed

General Observations/Notes:

SOP Owner:	Amec E&E, PC
SOP No.:	SSDS-28
Revision No.	03
Revision Date:	11/8/2019
Revision By:	EAW
Approved By:	ERC

Lockheed Martin Corporation
Attachment SOP SSDS-28 – Soil Vapor Sample Collection Log

		Soil Vapor Sample Collection Log	
		Sample ID:	VP-NYSDEC-5-10
Client:	Lockheed	Sampling Depth:	10 ft
Project:	Former Unisys Facility	Time and Date of Installation:	03/02/2020
Location:	Lake Success, NY	Miscellaneous Equipment:	low flow pump
Project #:	36171874 42	Moisture Content:	dry
Samplers:	EV+EP		

Instrument Readings

Date	Time	Canister Vacuum (a) (inches of Hg)	Temperature (°F)	Relative Humidity (%)	Air Speed (mph)	Barometric Pressure (inches of Hg)	PID ~~(ppb)~~ PPM
03/02/2020	1127	-27	53.6	44	8	29.83	1.3
03/02/2020	1443	-7					

(a) Record canister information at a minimum at the beginning and end of sampling

Summa Canister Information:

Size (circle one):	1 L (6L)
Canister ID:	AS00487
Flow Controller ID:	0A00209
Notes:	

Leak Test Information (if applicable):

leak test passed

General Observations/Notes:

Lockheed Martin Corporation
Attachment SOP SSDS-28 – Soil Vapor Sample Collection Log

SOP Owner:	Amec E&E, PC
SOP No.:	SSDS-28
Revision No.	03
Revision Date:	11/8/2019
Revision By:	EAW
Approved By:	ERC

Soil Vapor Sample Collection Log

		Sample ID:	VP-NYSDEC-5-20
Client:	Lockheed	Sampling Depth:	20 ft
Project:	Former Unisys Facility	Time and Date of Installation:	03/02/2020
Location:	Lake Success, NY	Miscellaneous Equipment:	low flow pump
Project #:	36171 87442	Moisture Content:	dry
Samplers:	EV+EP		

Instrument Readings

Date	Time	Canister Vacuum (a) (inches of Hg)	Temperature (°F)	Relative Humidity (%)	Air Speed (mph)	Barometric Pressure (inches of Hg)	PID ~~(ppb)~~ ppm
03/02/2020	1124	-30	53.6	44	8	29.83	2.4
03/02/2020	1536	-7					

(a) Record canister information at a minimum at the beginning and end of sampling

Summa Canister Information:

Size (circle one):	1 L (6 L)
Canister ID:	AS00891
Flow Controller ID:	0A02058
Notes:	

Leak Test Information (if applicable):

leak test passed

General Observations/Notes:

SOP Owner:	Amec E&E, PC
SOP No.:	SSDS-28
Revision No.	03
Revision Date:	11/8/2019
Revision By:	EAW
Approved By:	ERC

Lockheed Martin Corporation
Attachment SOP SSDS-28 – Soil Vapor Sample Collection Log

		Soil Vapor Sample Collection Log	
		Sample ID:	VP-NYSDEC-5-30
Client:	Lockheed	Sampling Depth:	30 ft
Project:	Former Unisys Facility	Time and Date of Installation:	03/02/2020
Location:	Lake Success, NY	Miscellaneous Equipment:	low flow pump
Project #:	36171187442	Moisture Content:	dry
Samplers:	EV + EP		

Instrument Readings

Date	Time	Canister Vacuum (a) (inches of Hg)	Temperature (°F)	Relative Humidity (%)	Air Speed (mph)	Barometric Pressure (inches of Hg)	PID ~~(ppb)~~ ppm
03/02/2020	1117	-30	53.6	44	8	29.83	8.4
03/02/2020	1444	-7					

(a) Record canister information at a minimum at the beginning and end of sampling

Summa Canister Information:

Size (circle one):	1 L (6 L)
Canister ID:	AC02103
Flow Controller ID:	0A08185
Notes:	

Leak Test Information (if applicable):

leak test passed
Duplicate taken here
VP-NYSDEC-5-100

General Observations/Notes:

Lockheed Martin Corporation
Attachment SOP SSDS-28 – Soil Vapor Sample Collection Log

SOP Owner:	Amec E&E, PC
SOP No.:	SSDS-28
Revision No.	03
Revision Date:	11/8/2019
Revision By:	EAW
Approved By:	ERC

Soil Vapor Sample Collection Log

		Sample ID:	VP-NYSDEC-5-40
Client:	Lockheed	Sampling Depth:	40 ft
Project:	Former Unisys Facility	Time and Date of Installation:	03/02/2020
Location:	Lake Success, NY	Miscellaneous Equipment:	low flow pump
Project #:	3617187442	Moisture Content:	dry
Samplers:	EV + EP		

Instrument Readings

Date	Time	Canister Vacuum (a) (inches of Hg)	Temperature (°F)	Relative Humidity (%)	Air Speed (mph)	Barometric Pressure (inches of Hg)	PID ~~(ppb)~~ RPM
03/02/2020	1113	-29	53.6	44	8	29.83	13.6
03/02/2020	1445	-7					

(a) Record canister information at a minimum at the beginning and end of sampling

Summa Canister Information:

Size (circle one):	1 L (6 L)
Canister ID:	AC02361
Flow Controller ID:	0A01878
Notes:	

Leak Test Information (if applicable):

leak test passed
duplicate taken here
VP-NYSDEC-5-200

General Observations/Notes:

SOP Owner:	Amec E&E, PC
SOP No.:	SSDS-28
Revision No.	03
Revision Date:	11/8/2019
Revision By:	EAW
Approved By:	ERC

Lockheed Martin Corporation
Attachment SOP SSDS-28 – Soil Vapor Sample Collection Log

Soil Vapor Sample Collection Log

		Sample ID:	VP-NYSDEC-5-50
Client:	Lockheed	Sampling Depth:	50 ft
Project:	Former Unisys Facility	Time and Date of Installation:	03/02/2020
Location:	Lake Success, NY	Miscellaneous Equipment:	low flow pump
Project #:	36171187442	Moisture Content:	dry
Samplers:	EV + EP		

Instrument Readings

Date	Time	Canister Vacuum (a) (inches of Hg)	Temperature (°F)	Relative Humidity (%)	Air Speed (mph)	Barometric Pressure (inches of Hg)	PID ~~(ppb)~~ ppm
03/02/2020	1111	-30	53.6	44	8	29.83	122.8
03/02/2020	1538	-7.5					

(a) Record canister information at a minimum at the beginning and end of sampling

Summa Canister Information:

Size (circle one):	1 L (6 L)
Canister ID:	AC02360
Flow Controller ID:	0A01319
Notes:	

Leak Test Information (if applicable):

leak test passed
duplicate taken here
VP-NYSDEC-5-300

General Observations/Notes:

SOP Owner:	Amec E&E, PC
SOP No.:	SSDS-28
Revision No.	03
Revision Date:	11/8/2019
Revision By:	EAW
Approved By:	ERC

Lockheed Martin Corporation
Attachment SOP SSDS-28 – Soil Vapor Sample Collection Log

Soil Vapor Sample Collection Log

		Sample ID:	VP-9-10
Client:	Lockheed	Sampling Depth:	10 ft
Project:	Former Unisys Facility	Time and Date of Installation:	03/02/2020
Location:	Lake Success, NY	Miscellaneous Equipment:	low flow pump
Project #:	36171874 42	Moisture Content:	dry
Samplers:	EV + EP		

Instrument Readings

Date	Time	Canister Vacuum (a) (inches of Hg)	Temperature (°F)	Relative Humidity (%)	Air Speed (mph)	Barometric Pressure (inches of Hg)	PID ~~(ppb)~~ ppm
03/02/2020	1312	-29.5	53.6	44	8	29.83	0.1
03/02/2020	1627	-6.5					

(a) Record canister information at a minimum at the beginning and end of sampling

Summa Canister Information:

Size (circle one):	1 L (6 L)
Canister ID:	AS01282
Flow Controller ID:	0A01742
Notes:	

Leak Test Information (if applicable):

leak test passed

General Observations/Notes:

SOP Owner:	Amec E&E, PC
SOP No.:	SSDS-28
Revision No.	03
Revision Date:	11/8/2019
Revision By:	EAW
Approved By:	ERC

Lockheed Martin Corporation
Attachment SOP SSDS-28 – Soil Vapor Sample Collection Log

		Soil Vapor Sample Collection Log	
		Sample ID:	VP-9-20
Client:	Lockheed	Sampling Depth:	20 ft
Project:	Former Unisys Facility	Time and Date of Installation:	03/02/2020
Location:	Lake Success, NY	Miscellaneous Equipment:	low flow pump
Project #:	3617187442	Moisture Content:	dry
Samplers:	EV + EP		

Instrument Readings

Date	Time	Canister Vacuum (a) (inches of Hg)	Temperature (°F)	Relative Humidity (%)	Air Speed (mph)	Barometric Pressure (inches of Hg)	PID ~~(ppb)~~ ppm
03/02/2020	1303	-30	53.6	44	8	29.83	3.0
03/02/2020	1643	-7					

(a) Record canister information at a minimum at the beginning and end of sampling

Summa Canister Information:

Size (circle one):	1 L (6 L)
Canister ID:	A500479
Flow Controller ID:	0A01006
Notes:	

Leak Test Information (if applicable):

leak test passed

General Observations/Notes:

SOP Owner:	Amec E&E, PC
SOP No.:	SSDS-28
Revision No.	03
Revision Date:	11/8/2019
Revision By:	EAW
Approved By:	ERC

Lockheed Martin Corporation
Attachment SOP SSDS-28 – Soil Vapor Sample Collection Log

		Soil Vapor Sample Collection Log	
		Sample ID:	VP-9-30
Client:	Lockheed	Sampling Depth:	30 ft
Project:	Former Unisys Facility	Time and Date of Installation:	03/02/2020
Location:	Lake Success, NY	Miscellaneous Equipment:	low flow pump
Project #:	36171187442	Moisture Content:	dry
Samplers:	EV+EP		

Instrument Readings

Date	Time	Canister Vacuum (a) (inches of Hg)	Temperature (°F)	Relative Humidity (%)	Air Speed (mph)	Barometric Pressure (inches of Hg)	PID ~~(ppb)~~ ppm
03/02/2020	1319	-29.5	53.6	44	8	29.83	2.8
03/02/2020	1644	-6					

(a) Record canister information at a minimum at the beginning and end of sampling

Summa Canister Information:

Size (circle one):	1 L (6 L)
Canister ID:	A602240
Flow Controller ID:	0A01301
Notes:	

Leak Test Information (if applicable):

leak test passed

General Observations/Notes:

SOP Owner:	Amec E&E, PC
SOP No.:	SSDS-28
Revision No.	03
Revision Date:	11/8/2019
Revision By:	EAW
Approved By:	ERC

Lockheed Martin Corporation
Attachment SOP SSDS-28 – Soil Vapor Sample Collection Log

Soil Vapor Sample Collection Log

		Sample ID:	VP-9-40
Client:	Lockheed	Sampling Depth:	40 ft
Project:	Former Unisys Facility	Time and Date of Installation:	03/02/2020
Location:	Lake Success, NY	Miscellaneous Equipment:	low flow pump
Project #:	3617187442	Moisture Content:	dry
Samplers:	EV + EP		

Instrument Readings

Date	Time	Canister Vacuum (a) (inches of Hg)	Temperature (°F)	Relative Humidity (%)	Air Speed (mph)	Barometric Pressure (inches of Hg)	PID (~~ppb~~) ppm
03/02/2020	1300	-29.5	53.6	44	8	29.83	51.1
03/02/2020	1629	-6.5					

(a) Record canister information at a minimum at the beginning and end of sampling

Summa Canister Information:

Size (circle one):	1 L (6 L)
Canister ID:	AS02323
Flow Controller ID:	0A00175
Notes:	

Leak Test Information (if applicable):

leak test passed
duplicate taken here
VP-9-100

General Observations/Notes:

SOP Owner:	Amec E&E, PC
SOP No.:	SSDS-28
Revision No.	03
Revision Date:	11/8/2019
Revision By:	EAW
Approved By:	ERC

Lockheed Martin Corporation
Attachment SOP SSDS-28 – Soil Vapor Sample Collection Log

		Soil Vapor Sample Collection Log	
		Sample ID:	VP-9-50
Client:	Lockheed	Sampling Depth:	50 ft
Project:	Former Unisys Facility	Time and Date of Installation:	03/02/2020
Location:	Lake Success, NY	Miscellaneous Equipment:	low flow pump
Project #:	361718742	Moisture Content:	dry
Samplers:	EV + ES		

Instrument Readings

Date	Time	Canister Vacuum (a) (inches of Hg)	Temperature (°F)	Relative Humidity (%)	Air Speed (mph)	Barometric Pressure (inches of Hg)	PID ~~(ppb)~~ PPM
03/02/2020	1239	-28	53.6	44	8	29.83	1.8
03/02/2020	1625	-6.5					

(a) Record canister information at a minimum at the beginning and end of sampling

Summa Canister Information:

Size (circle one):	1 L (6 L)
Canister ID:	AC00747
Flow Controller ID:	CA01191
Notes:	

Leak Test Information (if applicable):

leak test passed

General Observations/Notes:

SOP Owner:	Amec E&E, PC
SOP No.:	SSDS-28
Revision No.	03
Revision Date:	11/8/2019
Revision By:	EAW
Approved By:	ERC

Lockheed Martin Corporation
Attachment SOP SSDS-28 – Soil Vapor Sample Collection Log

		Soil Vapor Sample Collection Log	
		Sample ID:	VP-9-60
Client:	Lockheed	Sampling Depth:	60 ft
Project:	Former Unisys Facility	Time and Date of Installation:	03/02/2020
Location:	Lake Success, NY	Miscellaneous Equipment:	low flow pump
Project #:	36171874 42	Moisture Content:	dry
Samplers:	EV + EP		

Instrument Readings

Date	Time	Canister Vacuum (a) (inches of Hg)	Temperature (°F)	Relative Humidity (%)	Air Speed (mph)	Barometric Pressure (inches of Hg)	PID ~~(ppb)~~ ppm
03/02/2020	1233	-29.5	53.6	44	8	29.83	6.5
03/02/2020	1626	-5					

(a) Record canister information at a minimum at the beginning and end of sampling

Summa Canister Information:

Size (circle one):	1 L (6 L)
Canister ID:	AS01313
Flow Controller ID:	OA01818
Notes:	

Leak Test Information (if applicable):

leak test passed

General Observations/Notes:

Lockheed Martin Corporation
Attachment SOP SSDS-28 – Soil Vapor Sample Collection Log

SOP Owner:	Amec E&E, PC
SOP No.:	SSDS-28
Revision No.	03
Revision Date:	11/8/2019
Revision By:	EAW
Approved By:	ERC

Soil Vapor Sample Collection Log

		Sample ID:	VP-105-5
Client:	Lockheed	Sampling Depth:	5 ft
Project:	Former Unisys Facility	Time and Date of Installation:	03/02/2020
Location:	Lake Success, NY	Miscellaneous Equipment:	low flow pump
Project #:	36718742	Moisture Content:	dry
Samplers:	EV + EP		

Instrument Readings

Date	Time	Canister Vacuum (a) (inches of Hg)	Temperature (°F)	Relative Humidity (%)	Air Speed (mph)	Barometric Pressure (inches of Hg)	PID ~~(ppb)~~ ppm
03/02/2020	1215	-30	53.6	44	8	29.83	0.0
03/02/2020	1606	-6					

(a) Record canister information at a minimum at the beginning and end of sampling

Summa Canister Information:

Size (circle one):	1 L (6 L)
Canister ID:	AS01251
Flow Controller ID:	OA01125
Notes:	

Leak Test Information (if applicable):

leak test passed

General Observations/Notes:

Lockheed Martin Corporation
Attachment SOP SSDS-28 – Soil Vapor Sample Collection Log

SOP Owner:	Amec E&E, PC
SOP No.:	SSDS-28
Revision No.	03
Revision Date:	11/8/2019
Revision By:	EAW
Approved By:	ERC

Soil Vapor Sample Collection Log

		Sample ID:	VP-105-10
Client:	Lockheed	Sampling Depth:	10ft
Project:	Former Unisys Facility	Time and Date of Installation:	03/02/2020
Location:	Lake Success, NY	Miscellaneous Equipment:	low flow pump
Project #:	36171187442	Moisture Content:	dry
Samplers:	EV+EP		

Instrument Readings

Date	Time	Canister Vacuum (a) (inches of Hg)	Temperature (°F)	Relative Humidity (%)	Air Speed (mph)	Barometric Pressure (inches of Hg)	PID (~~ppb~~) ppm
03/02/2020	1217	-30	53.6	44	8	29.83	0.4
03/02/2020	1607	-7					

(a) Record canister information at a minimum at the beginning and end of sampling

Summa Canister Information:

Size (circle one):	1 L (6 L)
Canister ID:	AS00470
Flow Controller ID:	OA00095
Notes:	

Leak Test Information (if applicable):

leak test passed

General Observations/Notes:

Lockheed Martin Corporation
Attachment SOP SSDS-28 – Soil Vapor Sample Collection Log

SOP Owner:	Amec E&E, PC
SOP No.:	SSDS-28
Revision No.	03
Revision Date:	11/8/2019
Revision By:	EAW
Approved By:	ERC

Soil Vapor Sample Collection Log

		Sample ID:	VP-105-20
Client:	Lockheed	Sampling Depth:	20 ft
Project:	Former Unisys Facility	Time and Date of Installation:	03/02/2020
Location:	Lake Success, NY	Miscellaneous Equipment:	low flow pump
Project #:	36171874 42	Moisture Content:	dry
Samplers:	EV+EP		

Instrument Readings

Date	Time	Canister Vacuum (a) (inches of Hg)	Temperature (°F)	Relative Humidity (%)	Air Speed (mph)	Barometric Pressure (inches of Hg)	PID (~~ppb~~) ppm
03/02/2020	1213	-30	53.6	44	8	29.83	0.0
03/02/2020	1608	-7					

(a) Record canister information at a minimum at the beginning and end of sampling

Summa Canister Information:

Size (circle one):	1 L (6 L)
Canister ID:	AC02134
Flow Controller ID:	0A00831
Notes:	

Leak Test Information (if applicable):

leak test passed

General Observations/Notes:

Lockheed Martin Corporation
Attachment SOP SSDS-28 – Soil Vapor Sample Collection Log

SOP Owner:	Amec E&E, PC
SOP No.:	SSDS-28
Revision No.	03
Revision Date:	11/8/2019
Revision By:	EAW
Approved By:	ERC

Soil Vapor Sample Collection Log

		Sample ID:	VP-105-32
Client:	Lockheed	Sampling Depth:	32 ft
Project:	Former Unisys Facility	Time and Date of Installation:	03/02/2020
Location:	Lake Success, NY	Miscellaneous Equipment:	low flow pump
Project #:	3617187442	Moisture Content:	dry
Samplers:	EV + EP		

Instrument Readings

Date	Time	Canister Vacuum (a) (inches of Hg)	Temperature (°F)	Relative Humidity (%)	Air Speed (mph)	Barometric Pressure (inches of Hg)	PID ~~(ppb)~~ ppm
03/02/2020	1213	-30	53.6	44	8	29.83	1.3
03/02/2020	1617	-7					

(a) Record canister information at a minimum at the beginning and end of sampling

Summa Canister Information:

Size (circle one):	1 L (6 L)
Canister ID:	AC02295
Flow Controller ID:	0A01601
Notes:	

Leak Test Information (if applicable):

leak test passed

General Observations/Notes:

Lockheed Martin Corporation
Attachment SOP SSDS-28 – Soil Vapor Sample Collection Log

SOP Owner:	Amec E&E, PC
SOP No.:	SSDS-28
Revision No.	03
Revision Date:	11/8/2019
Revision By:	EAW
Approved By:	ERC

Soil Vapor Sample Collection Log

		Sample ID:	VP-105-50
Client:	Lockheed	Sampling Depth:	50 ft
Project:	Former Unisys Facility	Time and Date of Installation:	03/02/2020
Location:	Lake Success, NY	Miscellaneous Equipment:	low flow pump
Project #:	3617187442	Moisture Content:	dry
Samplers:	EV + EF		

Instrument Readings

Date	Time	Canister Vacuum (a) (inches of Hg)	Temperature (°F)	Relative Humidity (%)	Air Speed (mph)	Barometric Pressure (inches of Hg)	PID ~~(ppb)~~ PPM
03/02/2020	1209	-30	53.6	44	8	29.83	0.8
03/02/2020	1609	-5					

(a) Record canister information at a minimum at the beginning and end of sampling

Summa Canister Information:

Size (circle one):	1 L (6 L)
Canister ID:	AC01648
Flow Controller ID:	0A01112
Notes:	

Leak Test Information (if applicable):

leak test passed

General Observations/Notes:

Lockheed Martin Corporation
Attachment SOP SSDS-28 – Soil Vapor Sample Collection Log

SOP Owner:	Amec E&E, PC
SOP No.:	SSDS-28
Revision No.	03
Revision Date:	11/8/2019
Revision By:	EAW
Approved By:	ERC

		Soil Vapor Sample Collection Log	
		Sample ID:	VP-105-60
Client:	Lockheed	Sampling Depth:	60 ft
Project:	Former Unisys Facility	Time and Date of Installation:	03/02/2020
Location:	Lake Success, NY	Miscellaneous Equipment:	low flow pump
Project #:	3617187442	Moisture Content:	dry
Samplers:	EV + EP		

Instrument Readings

Date	Time	Canister Vacuum (a) (inches of Hg)	Temperature (°F)	Relative Humidity (%)	Air Speed (mph)	Barometric Pressure (inches of Hg)	PID ~~(ppb)~~ ppm
03/02/2020	1206	~~-30~~	53.6	44	8	29.83	1.1
03/02/2020	1619	~~-9~~					

(a) Record canister information at a minimum at the beginning and end of sampling

Summa Canister Information:

Size (circle one):	1 L (6 L)
Canister ID:	AC00722
Flow Controller ID:	0A02205
Notes:	

Leak Test Information (if applicable):

leak test passed

General Observations/Notes:

Lockheed Martin Corporation
Attachment SOP SSDS-28 – Soil Vapor Sample Collection Log

SOP Owner:	Amec E&E, PC
SOP No.:	SSDS-28
Revision No.	03
Revision Date:	11/8/2019
Revision By:	EAW
Approved By:	ERC

Soil Vapor Sample Collection Log

		Sample ID:	VP-105-72
Client:	Lockheed	Sampling Depth:	72 ft
Project:	Former Unisys Facility	Time and Date of Installation:	03/02/2020
Location:	Lake Success, NY	Miscellaneous Equipment:	low flow pump
Project #:	36171874 2	Moisture Content:	dry
Samplers:	EV + EP		

Instrument Readings

Date	Time	Canister Vacuum (a) (inches of Hg)	Temperature (°F)	Relative Humidity (%)	Air Speed (mph)	Barometric Pressure (inches of Hg)	PID ~~(ppb)~~ ppm
03/02/2020	1204	-28	53.6	44	8	29.83	0.1
03/02/2020	1610	-6.5					

(a) Record canister information at a minimum at the beginning and end of sampling

Summa Canister Information:

Size (circle one):	1 L (6 L)
Canister ID:	AC01649
Flow Controller ID:	0A00639
Notes:	

Leak Test Information (if applicable):

leak test passed

General Observations/Notes:

SOP Owner:	Amec E&E, PC
SOP No.:	SSDS-28
Revision No.	03
Revision Date:	11/8/2019
Revision By:	EAW
Approved By:	ERC

Lockheed Martin Corporation
Attachment SOP SSDS-28 – Soil Vapor Sample Collection Log

		Soil Vapor Sample Collection Log	
		Sample ID:	VP-1-5
Client:	Lockheed	Sampling Depth:	5ft
Project:	Former Unisys Facility	Time and Date of Installation:	02/28/2020
Location:	Lake Success, NY	Miscellaneous Equipment:	low flow pump
Project #:	3617187442	Moisture Content:	dry
Samplers:	EV + EP		

Instrument Readings

Date	Time	Canister Vacuum (a) (inches of Hg)	Temperature (°F)	Relative Humidity (%)	Air Speed (mph)	Barometric Pressure (inches of Hg)	PID (ppb)
02/28/2020	1155	-30	34	32	14	29.74	150
02/28/2020	1546	-6					

(a) Record canister information at a minimum at the beginning and end of sampling

Summa Canister Information:

Size (circle one):	1 L (6 L)
Canister ID:	AS01181
Flow Controller ID:	0A01004
Notes:	

Leak Test Information (if applicable):

leak test passed

General Observations/Notes:

Lockheed Martin Corporation
Attachment SOP SSDS-28 – Soil Vapor Sample Collection Log

SOP Owner:	Amec E&E, PC
SOP No.:	SSDS-28
Revision No.	03
Revision Date:	11/8/2019
Revision By:	EAW
Approved By:	ERC

Soil Vapor Sample Collection Log

		Sample ID:	VP-1-10
Client:	Lockheed	Sampling Depth:	10 ft
Project:	Former Unisys Facility	Time and Date of Installation:	02/28/2020
Location:	Lake Success, NY	Miscellaneous Equipment:	low flow pump
Project #:	36171187442	Moisture Content:	dry
Samplers:	EV + EP		

Instrument Readings

Date	Time	Canister Vacuum (a) (inches of Hg)	Temperature (°F)	Relative Humidity (%)	Air Speed (mph)	Barometric Pressure (inches of Hg)	PID (ppb)
02/28/2020	1204	-30	34	32	14	29.74	26
02/28/2020	1557	-7					

(a) Record canister information at a minimum at the beginning and end of sampling

Summa Canister Information:

Size (circle one):	1 L (6 L)
Canister ID:	AS00846
Flow Controller ID:	OA01021
Notes:	

Leak Test Information (if applicable):

leak test passed

General Observations/Notes:

Lockheed Martin Corporation
Attachment SOP SSDS-28 – Soil Vapor Sample Collection Log

SOP Owner:	Amec E&E, PC
SOP No.:	SSDS-28
Revision No.	03
Revision Date:	11/8/2019
Revision By:	EAW
Approved By:	ERC

		Soil Vapor Sample Collection Log	
		Sample ID:	VP-1-20
Client:	Lockheed	Sampling Depth:	20 ft
Project:	Former Unisys Facility	Time and Date of Installation:	02/28/2020
Location:	Lake Success, NY	Miscellaneous Equipment:	low flow pump
Project #:	36187442	Moisture Content:	dry
Samplers:	EV + EP		

Instrument Readings

Date	Time	Canister Vacuum (a) (inches of Hg)	Temperature (°F)	Relative Humidity (%)	Air Speed (mph)	Barometric Pressure (inches of Hg)	PID (ppb)
02/28/2020	1152	-28	34	32	14	29.74	171
02/28/2020							

(a) Record canister information at a minimum at the beginning and end of sampling

Summa Canister Information:

Size (circle one):	1 L (6 L)
Canister ID:	AS00892
Flow Controller ID:	QA0087
Notes:	

Leak Test Information (if applicable):
leak test passed

General Observations/Notes:

Lockheed Martin Corporation
Attachment SOP SSDS-28 – Soil Vapor Sample Collection Log

SOP Owner:	Amec E&E, PC
SOP No.:	SSDS-28
Revision No.	03
Revision Date:	11/8/2019
Revision By:	EAW
Approved By:	ERC

Soil Vapor Sample Collection Log

		Sample ID:	VP-1-30
Client:	Lockheed	Sampling Depth:	30 ft
Project:	Former Unisys Facility	Time and Date of Installation:	02/28/2020
Location:	Lake Success, NY	Miscellaneous Equipment:	low flow pump
Project #:	3617187442	Moisture Content:	dry
Samplers:	EV + EP		

Instrument Readings

Date	Time	Canister Vacuum (a) (inches of Hg)	Temperature (°F)	Relative Humidity (%)	Air Speed (mph)	Barometric Pressure (inches of Hg)	PID (ppb)
02/28/2020	1152	-30	34	32	14	29.74	54
02/28/2020	1651	-6.5					

(a) Record canister information at a minimum at the beginning and end of sampling

Summa Canister Information:

Size (circle one):	1 L (6 L)
Canister ID:	AS01431
Flow Controller ID:	0A00474
Notes:	

Leak Test Information (if applicable):

leak test passed

General Observations/Notes:

Lockheed Martin Corporation
Attachment SOP SSDS-28 – Soil Vapor Sample Collection Log

SOP Owner:	Amec E&E, PC
SOP No.:	SSDS-28
Revision No.	03
Revision Date:	11/8/2019
Revision By:	EAW
Approved By:	ERC

Soil Vapor Sample Collection Log

		Sample ID:	VP-2-5
Client:	Lockheed	Sampling Depth:	5 ft
Project:	Former Unisys Facility	Time and Date of Installation:	02/28/2020
Location:	Lake Success, NY	Miscellaneous Equipment:	low flow pump
Project #:	361787442	Moisture Content:	wet
Samplers:	EV + EP		

Instrument Readings

Date	Time	Canister Vacuum (a) (inches of Hg)	Temperature (°F)	Relative Humidity (%)	Air Speed (mph)	Barometric Pressure (inches of Hg)	PID (ppb)
02/28/2020	1017	-30	34	32	14	29.74	60
02/29/2020	1430	-5.5					

(a) Record canister information at a minimum at the beginning and end of sampling

Summa Canister Information:

Size (circle one):	1 L (6L)
Canister ID:	AS00909
Flow Controller ID:	0A00647
Notes:	

Leak Test Information (if applicable):

leak test passed

General Observations/Notes:

SOP Owner:	Amec E&E, PC
SOP No.:	SSDS-28
Revision No.	03
Revision Date:	11/8/2019
Revision By:	EAW
Approved By:	ERC

Lockheed Martin Corporation
Attachment SOP SSDS-28 – Soil Vapor Sample Collection Log

		Soil Vapor Sample Collection Log	
		Sample ID:	VP-2-10
Client:	Lockheed	Sampling Depth:	10ft
Project:	Former Unisys Facility	Time and Date of Installation:	02/28/2020
Location:	Lake Success, NY	Miscellaneous Equipment:	low flow pump
Project #:	3617187442	Moisture Content:	dry
Samplers:	EV+EP		

Instrument Readings

Date	Time	Canister Vacuum (a) (inches of Hg)	Temperature (°F)	Relative Humidity (%)	Air Speed (mph)	Barometric Pressure (inches of Hg)	PID (ppb)
02/28/2020	1020	-30	34	32	14	29.74	205
02/28/2020	1430	-5.5					

(a) Record canister information at a minimum at the beginning and end of sampling

Summa Canister Information:

Size (circle one):	1 L (6L)
Canister ID:	AC01584
Flow Controller ID:	0A01187
Notes:	

Leak Test Information (if applicable):

leak test passed

General Observations/Notes:

SOP Owner:	Amec E&E, PC
SOP No.:	SSDS-28
Revision No.	03
Revision Date:	11/8/2019
Revision By:	EAW
Approved By:	ERC

Lockheed Martin Corporation
Attachment SOP SSDS-28 – Soil Vapor Sample Collection Log

Soil Vapor Sample Collection Log

		Sample ID:	VP-2-20
Client:	Lockheed	Sampling Depth:	20 ft
Project:	Former Unisys Facility	Time and Date of Installation:	02/28/2020
Location:	Lake Success, NY	Miscellaneous Equipment:	low flow pump
Project #:	36178744 2	Moisture Content:	dry
Samplers:	EV + EP		

Instrument Readings

Date	Time	Canister Vacuum (a) (inches of Hg)	Temperature (°F)	Relative Humidity (%)	Air Speed (mph)	Barometric Pressure (inches of Hg)	PID (ppb)
02/28/2020	1025	-30	34	32	14	29.74	85
02/28/2020	1430	-6					

(a) Record canister information at a minimum at the beginning and end of sampling

Summa Canister Information:

Size (circle one):	1 L (6L)
Canister ID:	AS01355
Flow Controller ID:	0A01356
Notes:	

Leak Test Information (if applicable):

leak test passed

General Observations/Notes:

SOP Owner:	Amec E&E, PC
SOP No.:	SSDS-28
Revision No.	03
Revision Date:	11/8/2019
Revision By:	EAW
Approved By:	ERC

Lockheed Martin Corporation
Attachment SOP SSDS-28 – Soil Vapor Sample Collection Log

Soil Vapor Sample Collection Log

		Sample ID:	VP-2-30
Client:	Lockheed	Sampling Depth:	30 ft
Project:	Former Unisys Facility	Time and Date of Installation:	02/28/2020
Location:	Lake Success, NY	Miscellaneous Equipment:	low flow pump
Project #:	3617187442	Moisture Content:	dry
Samplers:	EV + EP		

Instrument Readings

Date	Time	Canister Vacuum (a) (inches of Hg)	Temperature (°F)	Relative Humidity (%)	Air Speed (mph)	Barometric Pressure (inches of Hg)	PID (ppb)
02/28/2020	1023	-30	34	32	14	29.74	158
02/28/2020	1440	-6					

(a) Record canister information at a minimum at the beginning and end of sampling

Summa Canister Information:

Size (circle one):	1 L (6 L)
Canister ID:	AS01246
Flow Controller ID:	0A02110
Notes:	

Leak Test Information (if applicable):

leak test passed

General Observations/Notes:

SOP Owner:	Amec E&E, PC
SOP No.:	SSDS-28
Revision No.	03
Revision Date:	11/8/2019
Revision By:	EAW
Approved By:	ERC

Lockheed Martin Corporation
Attachment SOP SSDS-28 – Soil Vapor Sample Collection Log

		Soil Vapor Sample Collection Log	
		Sample ID:	VP-3-5
Client:	Lockheed	Sampling Depth:	5 ft
Project:	Former Unisys Facility	Time and Date of Installation:	2/27/20
Location:	Lake Success, NY	Miscellaneous Equipment:	low flow pump
Project #:	36171187442	Moisture Content:	dry
Samplers:	EV + EP		

Instrument Readings

Date	Time	Canister Vacuum (a) (inches of Hg)	Temperature (°F)	Relative Humidity (%)	Air Speed (mph)	Barometric Pressure (inches of Hg)	PID (ppb)
2/27/20	1348	-30	44	62	24	43	130
2/27/20	1802	-7					

(a) Record canister information at a minimum at the beginning and end of sampling

Summa Canister Information:

Size (circle one):	1 L (6 L)
Canister ID:	AS00843
Flow Controller ID:	0A00143
Notes:	

Leak Test Information (if applicable):

leak test passed

General Observations/Notes:

Lockheed Martin Corporation
Attachment SOP SSDS-28 – Soil Vapor Sample Collection Log

SOP Owner:	Amec E&E, PC
SOP No.:	SSDS-28
Revision No.	03
Revision Date:	11/8/2019
Revision By:	EAW
Approved By:	ERC

Soil Vapor Sample Collection Log

		Sample ID:	VP-3-10
Client:	Lockheed	Sampling Depth:	10 ft
Project:	Former Unisys Facility	Time and Date of Installation:	2/27/20
Location:	Lake Success, NY	Miscellaneous Equipment:	low flow pump
Project #:	3617187442	Moisture Content:	dry
Samplers:	EV + EP		

Instrument Readings

Date	Time	Canister Vacuum (a) (inches of Hg)	Temperature (°F)	Relative Humidity (%)	Air Speed (mph)	Barometric Pressure (inches of Hg)	PID (ppb)
2/27/20	1349	-29	44	62	24	43	185
2/27/20	1734	-6.5					

(a) Record canister information at a minimum at the beginning and end of sampling

Summa Canister Information:

Size (circle one):	1 L (6 L)
Canister ID:	AC01606
Flow Controller ID:	0A00129
Notes:	

Leak Test Information (if applicable):

leak test passed

General Observations/Notes:

Lockheed Martin Corporation
Attachment SOP SSDS-28 – Soil Vapor Sample Collection Log

SOP Owner:	Amec E&E, PC
SOP No.:	SSDS-28
Revision No.	03
Revision Date:	11/8/2019
Revision By:	EAW
Approved By:	ERC

Soil Vapor Sample Collection Log

		Sample ID:	VP-3-20
Client:	Lockheed	Sampling Depth:	20 ft
Project:	Former Unisys Facility	Time and Date of Installation:	2/27/20
Location:	Lake Success, NY	Miscellaneous Equipment:	low flow pump
Project #:	3617187442	Moisture Content:	dry
Samplers:	EV + EP		

Instrument Readings

Date	Time	Canister Vacuum (a) (inches of Hg)	Temperature (°F)	Relative Humidity (%)	Air Speed (mph)	Barometric Pressure (inches of Hg)	PID (ppb)
2/27/20	1352	-29	44	62	24	43	227
2/27/20	1800	-6					

(a) Record canister information at a minimum at the beginning and end of sampling

Summa Canister Information:

Size (circle one):	1 L (6 L)
Canister ID:	AS00141
Flow Controller ID:	0A01179
Notes:	

Leak Test Information (if applicable):

leak test passed

General Observations/Notes:

Lockheed Martin Corporation
Attachment SOP SSDS-28 – Soil Vapor Sample Collection Log

SOP Owner:	Amec E&E, PC
SOP No.:	SSDS-28
Revision No.	03
Revision Date:	11/8/2019
Revision By:	EAW
Approved By:	ERC

Soil Vapor Sample Collection Log

		Sample ID:	VP-3-30
Client:	Lockheed	Sampling Depth:	30 ft
Project:	Former Unisys Facility	Time and Date of Installation:	2/27/20
Location:	3617187442	Miscellaneous Equipment:	low flow pump
Project #:	3617187442	Moisture Content:	dry
Samplers:	EV + EP		

Instrument Readings

Date	Time	Canister Vacuum (a) (inches of Hg)	Temperature (°F)	Relative Humidity (%)	Air Speed (mph)	Barometric Pressure (inches of Hg)	PID (ppb)
2/27/20	1355	-30	44	62	24	43	223
2/27/20	1852	-8					

(a) Record canister information at a minimum at the beginning and end of sampling

Summa Canister Information:

Size (circle one):	1 L (6 L)
Canister ID:	AS00315
Flow Controller ID:	0A01737
Notes:	

Leak Test Information (if applicable):

leak test passed

General Observations/Notes:

Lockheed Martin Corporation
Attachment SOP SSDS-28 – Soil Vapor Sample Collection Log

SOP Owner:	Amec E&E, PC
SOP No.:	SSDS-28
Revision No.	03
Revision Date:	11/8/2019
Revision By:	EAW
Approved By:	ERC

Soil Vapor Sample Collection Log

		Sample ID:	VP-3D-40
Client:	Lockheed	Sampling Depth:	40 ft
Project:	Former Unisys Facility	Time and Date of Installation:	2/27/20
Location:	Lake Success, NY	Miscellaneous Equipment:	low flow pump
Project #:	36171874 42	Moisture Content:	dry
Samplers:	EV + EP		

Instrument Readings

Date	Time	Canister Vacuum (a) (inches of Hg)	Temperature (°F)	Relative Humidity (%)	Air Speed (mph)	Barometric Pressure (inches of Hg)	PID (ppb)
2/27/20	1346	-29	44	62	24	43	245
2/27/20	1733	-6.5					

(a) Record canister information at a minimum at the beginning and end of sampling

Summa Canister Information:

Size (circle one):	1 L (6 L)
Canister ID:	AS00030
Flow Controller ID:	0A02204
Notes:	

Leak Test Information (if applicable):

leak test passed

General Observations/Notes:

SOP Owner:	Amec E&E, PC
SOP No.:	SSDS-28
Revision No.	03
Revision Date:	11/8/2019
Revision By:	EAW
Approved By:	ERC

Lockheed Martin Corporation
Attachment SOP SSDS-28 – Soil Vapor Sample Collection Log

		Soil Vapor Sample Collection Log	
		Sample ID:	VP-3D-51
Client:	Lockheed	**Sampling Depth:**	51 ft
Project:	Former Unisys Facility	**Time and Date of Installation:**	2/27/20
Location:	Lake Success, NY	**Miscellaneous Equipment:**	low flow pump
Project #:	3617187442	**Moisture Content:**	dry
Samplers:	EV + EP		

Instrument Readings

Date	Time	Canister Vacuum (a) (inches of Hg)	Temperature (°F)	Relative Humidity (%)	Air Speed (mph)	Barometric Pressure (inches of Hg)	PID (ppb)
2/27/20	1334	-30	44	62	24	43	264
2/27/20	1802	-6.5					

(a) Record canister information at a minimum at the beginning and end of sampling

Summa Canister Information:

Size (circle one):	1 L (6 L)
Canister ID:	AC02354
Flow Controller ID:	0A01412
Notes:	

Leak Test Information (if applicable):

leak test passed

General Observations/Notes:

Lockheed Martin Corporation
Attachment SOP SSDS-28 – Soil Vapor Sample Collection Log

SOP Owner:	Amec E&E, PC
SOP No.:	SSDS-28
Revision No.	03
Revision Date:	11/8/2019
Revision By:	EAW
Approved By:	ERC

Soil Vapor Sample Collection Log

		Sample ID:	VP-3D-6l
Client:	Lockheed	Sampling Depth:	6l ft
Project:	Former Unisys Facility	Time and Date of Installation:	2/27/20
Location:	Lake Success, NY	Miscellaneous Equipment:	low flow pump
Project #:	3617187442	Moisture Content:	dry
Samplers:	EV + EP		

Instrument Readings

Date	Time	Canister Vacuum (a) (inches of Hg)	Temperature (°F)	Relative Humidity (%)	Air Speed (mph)	Barometric Pressure (inches of Hg)	PID (ppb)
2/27/20	1341	-30	44	62	24	43	379
2/27/20	1732	-6					

(a) Record canister information at a minimum at the beginning and end of sampling

Summa Canister Information:

Size (circle one):	1 L (6L)
Canister ID:	AS00563
Flow Controller ID:	0A01234
Notes:	

Leak Test Information (if applicable):

leak test passed

General Observations/Notes:

Lockheed Martin Corporation
Attachment SOP SSDS-28 – Soil Vapor Sample Collection Log

SOP Owner:	Amec E&E, PC
SOP No.:	SSDS-28
Revision No.	03
Revision Date:	11/8/2019
Revision By:	EAW
Approved By:	ERC

		Soil Vapor Sample Collection Log	
		Sample ID:	VP-3D-73
Client:	Lockheed	Sampling Depth:	73 ft
Project:	Former Unisys Facility	Time and Date of Installation:	2/27/20
Location:	Lake Success, NY	Miscellaneous Equipment:	low flow pump
Project #:	36171874 42	Moisture Content:	dry
Samplers:	EV + EP		

Instrument Readings

Date	Time	Canister Vacuum (a) (inches of Hg)	Temperature (°F)	Relative Humidity (%)	Air Speed (mph)	Barometric Pressure (inches of Hg)	PID (ppb)
2/27/20	1329	-29	44	62	24	43	256
2/27/20	1705	-6					

(a) Record canister information at a minimum at the beginning and end of sampling

Summa Canister Information:

Size (circle one):	1 L (6 L)
Canister ID:	AS01012
Flow Controller ID:	0A00309
Notes:	

Leak Test Information (if applicable):

leak test passed

General Observations/Notes:

Lockheed Martin Corporation
Attachment SOP SSDS-28 – Soil Vapor Sample Collection Log

SOP Owner:	Amec E&E, PC
SOP No.:	SSDS-28
Revision No.	03
Revision Date:	11/8/2019
Revision By:	EAW
Approved By:	ERC

Soil Vapor Sample Collection Log

		Sample ID:	VP-4-5
Client:	Lockheed	Sampling Depth:	5 ft
Project:	Former Unisys Facility	Time and Date of Installation:	2/27/20
Location:	Lake Success, NY	Miscellaneous Equipment:	low flow pump
Project #:	26178742	Moisture Content:	dry
Samplers:	EV + EP		

Instrument Readings

Date	Time	Canister Vacuum (a) (inches of Hg)	Temperature (°F)	Relative Humidity (%)	Air Speed (mph)	Barometric Pressure (inches of Hg)	PID (ppb)
2/27/20	11:03	-27	44	62	24	43	342
2/29/20	1442	-9.5	33	30	12	29.74	

(a) Record canister information at a minimum at the beginning and end of sampling

Summa Canister Information:

Size (circle one):	1 L (6L)
Canister ID:	AS00940
Flow Controller ID:	0A01220
Notes:	

Leak Test Information (if applicable):

Leak test passed

General Observations/Notes:

Lockheed Martin Corporation
Attachment SOP SSDS-28 – Soil Vapor Sample Collection Log

SOP Owner:	Amec E&E, PC
SOP No.:	SSDS-28
Revision No.	03
Revision Date:	11/8/2019
Revision By:	EAW
Approved By:	ERC

Soil Vapor Sample Collection Log

		Sample ID:	VP-4-10
Client:	Lockheed	Sampling Depth:	10 ft
Project:	Former Unisys Facility	Time and Date of Installation:	2/27/20
Location:	Lake Success, NY	Miscellaneous Equipment:	low flow pump
Project #:	36171877442	Moisture Content:	dry
Samplers:	EV + EP		

Instrument Readings

Date	Time	Canister Vacuum (a) (inches of Hg)	Temperature (°F)	Relative Humidity (%)	Air Speed (mph)	Barometric Pressure (inches of Hg)	PID (ppb)
2/27/20	11:00	-30	44	62	24	43	312
2/27/20	1511	-6					

(a) Record canister information at a minimum at the beginning and end of sampling

Summa Canister Information:

Size (circle one):	1 L (6 L)
Canister ID:	AC02244
Flow Controller ID:	OA01434
Notes:	

Leak Test Information (if applicable):

Leak test passed

General Observations/Notes:

purged for 0.8 minutes [50 sec]

Lockheed Martin Corporation
Attachment SOP SSDS-28 – Soil Vapor Sample Collection Log

SOP Owner:	Amec E&E, PC
SOP No.:	SSDS-28
Revision No.	03
Revision Date:	11/8/2019
Revision By:	EAW
Approved By:	ERC

		Soil Vapor Sample Collection Log	
		Sample ID:	VP-4-20
Client:	Lockheed	Sampling Depth:	20 ft
Project:	Former Unisys Facility	Time and Date of Installation:	2/27/20
Location:	Lake Success, NY	Miscellaneous Equipment:	low flow pump
Project #:	36171874 42	Moisture Content:	dry
Samplers:	EV + EP		

Instrument Readings

Date	Time	Canister Vacuum (a) (inches of Hg)	Temperature (°F)	Relative Humidity (%)	Air Speed (mph)	Barometric Pressure (inches of Hg)	PID (ppb)
2/27/20	10:55	-30	44	62	24	43	500
2/27/20	1541	-6.5					

(a) Record canister information at a minimum at the beginning and end of sampling

Summa Canister Information:

Size (circle one):	1 L (6 L)
Canister ID:	AC02082
Flow Controller ID:	0A01021
Notes:	

Leak Test Information (if applicable):

Leak test passed

General Observations/Notes:

purged 1.5 min

Lockheed Martin Corporation
Attachment SOP SSDS-28 – Soil Vapor Sample Collection Log

SOP Owner:	Amec E&E, PC
SOP No.:	SSDS-28
Revision No.	03
Revision Date:	11/8/2019
Revision By:	EAW
Approved By:	ERC

Soil Vapor Sample Collection Log

		Sample ID:	VP-4-30
Client:	Lockheed	Sampling Depth:	30 ft
Project:	Former Unisys Facility	Time and Date of Installation:	2/27/20
Location:	Lake Success, NY	Miscellaneous Equipment:	low flow pump
Project #:	36171187442	Moisture Content:	dry
Samplers:	EV + EP		

Instrument Readings

Date	Time	Canister Vacuum (a) (inches of Hg)	Temperature (°F)	Relative Humidity (%)	Air Speed (mph)	Barometric Pressure (inches of Hg)	PID (ppb)
2/27/20	11:07	-28	44	62	24	29.43	465
2/27/20	12:55	-6.5					

(a) Record canister information at a minimum at the beginning and end of sampling

Summa Canister Information:

Size (circle one):	1 L (6 L)
Canister ID:	AS00907
Flow Controller ID:	0A00620
Notes:	

Leak Test Information (if applicable):

Leak test passed

General Observations/Notes:

Lockheed Martin Corporation
Attachment SOP SSDS-28 – Soil Vapor Sample Collection Log

SOP Owner:	Amec E&E, PC
SOP No.:	SSDS-28
Revision No.	03
Revision Date:	11/8/2019
Revision By:	EAW
Approved By:	ERC

		Soil Vapor Sample Collection Log	
		Sample ID:	VP-5-5
Client:	Lockheed	**Sampling Depth:**	5ft
Project:	Former Unisys Facility	**Time and Date of Installation:**	02/28/2020
Location:	Lake Success, NY	**Miscellaneous Equipment:**	low flow pump
Project #:	36171187442	**Moisture Content:**	wet
Samplers:	EV+EP		

Instrument Readings

Date	Time	Canister Vacuum (a) (inches of Hg)	Temperature (°F)	Relative Humidity (%)	Air Speed (mph)	Barometric Pressure (inches of Hg)	PID (ppb)
02/28/2020	1223	-29	34	32	14	29.74	0
02/28/2020	1700	-5					

(a) Record canister information at a minimum at the beginning and end of sampling

Summa Canister Information:

Size (circle one):	1 L (6 L)
Canister ID:	AS00442
Flow Controller ID:	0A00133
Notes:	

Leak Test Information (if applicable):
leak test passed

General Observations/Notes:

Lockheed Martin Corporation
Attachment SOP SSDS-28 – Soil Vapor Sample Collection Log

SOP Owner:	Amec E&E, PC
SOP No.:	SSDS-28
Revision No.	03
Revision Date:	11/8/2019
Revision By:	EAW
Approved By:	ERC

Soil Vapor Sample Collection Log

		Sample ID:	VP-5-10
Client:	Lockheed	Sampling Depth:	10 ft
Project:	Former Unisys Facility	Time and Date of Installation:	02/28/2020
Location:	Lake Success, NY	Miscellaneous Equipment:	low flow pump
Project #:	36171874 42	Moisture Content:	wet
Samplers:	EV + EP		

Instrument Readings

Date	Time	Canister Vacuum (a) (inches of Hg)	Temperature (°F)	Relative Humidity (%)	Air Speed (mph)	Barometric Pressure (inches of Hg)	PID (ppb)
02/28/2020	1229	-29	34	32	14	29.74	0
02/28/2020	1700	-5					

(a) Record canister information at a minimum at the beginning and end of sampling

Summa Canister Information:

Size (circle one):	1 L (6 L)
Canister ID:	AS00881
Flow Controller ID:	0A01752
Notes:	

Leak Test Information (if applicable):

leak test passed

General Observations/Notes:

Lockheed Martin Corporation
Attachment SOP SSDS-28 – Soil Vapor Sample Collection Log

SOP Owner:	Amec E&E, PC
SOP No.:	SSDS-28
Revision No.	03
Revision Date:	11/8/2019
Revision By:	EAW
Approved By:	ERC

Soil Vapor Sample Collection Log

		Sample ID:	VP-5-20
Client:	Lockheed	Sampling Depth:	20 ft
Project:	Former Unisys Facility	Time and Date of Installation:	02/28/2020
Location:	Lake Success, NY	Miscellaneous Equipment:	low flow pump
Project #:	361718 7442	Moisture Content:	dry
Samplers:	EV + EP		

Instrument Readings

Date	Time	Canister Vacuum (a) (inches of Hg)	Temperature (°F)	Relative Humidity (%)	Air Speed (mph)	Barometric Pressure (inches of Hg)	PID (ppb)
02/28/2020	1220	-30	34	32	14	29.74	0
02/28/2020	1710	-4					

(a) Record canister information at a minimum at the beginning and end of sampling

Summa Canister Information:

Size (circle one):	1 L (6 L)
Canister ID:	AS00718
Flow Controller ID:	0A01541
Notes:	

Leak Test Information (if applicable):

leak test passed

General Observations/Notes:

Lockheed Martin Corporation
Attachment SOP SSDS-28 – Soil Vapor Sample Collection Log

SOP Owner:	Amec E&E, PC
SOP No.:	SSDS-28
Revision No.	03
Revision Date:	11/8/2019
Revision By:	EAW
Approved By:	ERC

Soil Vapor Sample Collection Log

		Sample ID:	VP-S-30
Client:	Lockheed	Sampling Depth:	30 ft
Project:	Former Unisys Facility	Time and Date of Installation:	02/29/2020
Location:	Lake Success, NY	Miscellaneous Equipment:	low flow pump
Project #:	36171874 42	Moisture Content:	dry
Samplers:	EV + EP		

Instrument Readings

Date	Time	Canister Vacuum (a) (inches of Hg)	Temperature (°F)	Relative Humidity (%)	Air Speed (mph)	Barometric Pressure (inches of Hg)	PID (ppb)
02/29/2020	0922	-28.5	33	30	12	29.74	38
02/29/2020	1311	-6.5					

(a) Record canister information at a minimum at the beginning and end of sampling

Summa Canister Information:

Size (circle one):	1 L (6 L)
Canister ID:	AC02084
Flow Controller ID:	~~CA01764~~ OA00526
Notes:	

Leak Test Information (if applicable):

leak test passed

General Observations/Notes:

Lockheed Martin Corporation
Attachment SOP SSDS-28 – Soil Vapor Sample Collection Log

SOP Owner:	Amec E&E, PC
SOP No.:	SSDS-28
Revision No.	03
Revision Date:	11/8/2019
Revision By:	EAW
Approved By:	ERC

Soil Vapor Sample Collection Log

		Sample ID:	VP-101-5
Client:	Lockheed	Sampling Depth:	5 ft
Project:	Former Unisys Facility	Time and Date of Installation:	2/27/20
Location:	Lake Success, NY	Miscellaneous Equipment:	Low flow pump
Project #:	36178744 2	Moisture Content:	dry
Samplers:	EV + EP		

Instrument Readings

Date	Time	Canister Vacuum (a) (inches of Hg)	Temperature (°F)	Relative Humidity (%)	Air Speed (mph)	Barometric Pressure (inches of Hg)	PID (ppb)
2/27/20	11:46	-30	44	62	24	43	3.34
2/27/20	1544	-6.5					

(a) Record canister information at a minimum at the beginning and end of sampling

Summa Canister Information:

Size (circle one):	1 L (6 L)
Canister ID:	AC02287
Flow Controller ID:	OA02192
Notes:	

Leak Test Information (if applicable):

Leak test passed

General Observations/Notes:

Lockheed Martin Corporation
Attachment SOP SSDS-28 – Soil Vapor Sample Collection Log

SOP Owner:	Amec E&E, PC
SOP No.:	SSDS-28
Revision No.	03
Revision Date:	11/8/2019
Revision By:	EAW
Approved By:	ERC

		Soil Vapor Sample Collection Log	
		Sample ID:	VP-101-15
Client:	Lockheed	Sampling Depth:	15 ft
Project:	Former Unisys Facility	Time and Date of Installation:	2/27/20
Location:	Lake Success, NY	Miscellaneous Equipment:	low flow pump
Project #:	36171187442	Moisture Content:	dry
Samplers:	EV + EP		

Instrument Readings

Date	Time	Canister Vacuum (a) (inches of Hg)	Temperature (°F)	Relative Humidity (%)	Air Speed (mph)	Barometric Pressure (inches of Hg)	PID (ppb)
2/27/20	11:51	-30	44	62	24	43	325
2/27/20	1598	-6					

(a) Record canister information at a minimum at the beginning and end of sampling

Summa Canister Information:

Size (circle one):	1 L (6L)
Canister ID:	AS01405
Flow Controller ID:	0A01364
Notes:	

Leak Test Information (if applicable):

Leak test passed

General Observations/Notes:

Lockheed Martin Corporation
Attachment SOP SSDS-28 – Soil Vapor Sample Collection Log

SOP Owner:	Amec E&E, PC
SOP No.:	SSDS-28
Revision No.	03
Revision Date:	11/8/2019
Revision By:	EAW
Approved By:	ERC

		Soil Vapor Sample Collection Log	
		Sample ID:	VP-101-27
Client:	Lockheed	Sampling Depth:	27 ft
Project:	Former Unysis Facility	Time and Date of Installation:	2/27/20
Location:	Lake Success, NY	Miscellaneous Equipment:	low flow pump
Project #:	36171187442	Moisture Content:	dry
Samplers:	EV + EP		

Instrument Readings

Date	Time	Canister Vacuum (a) (inches of Hg)	Temperature (°F)	Relative Humidity (%)	Air Speed (mph)	Barometric Pressure (inches of Hg)	PID (ppb)
2/27/20	11:54	-30	44	62	24	43	186
2/27/20	1558	-6.5					

(a) Record canister information at a minimum at the beginning and end of sampling

Summa Canister Information:

Size (circle one):	1 L (6 L)
Canister ID:	AS01222
Flow Controller ID:	0A00870
Notes:	

Leak Test Information (if applicable):

Leak test passed

General Observations/Notes:

Lockheed Martin Corporation
Attachment SOP SSDS-28 – Soil Vapor Sample Collection Log

SOP Owner:	Amec E&E, PC
SOP No.:	SSDS-28
Revision No.	03
Revision Date:	11/8/2019
Revision By:	EAW
Approved By:	ERC

Soil Vapor Sample Collection Log

		Sample ID:	VP-106-5
Client:	Lockheed	Sampling Depth:	5 ft
Project:	Former Unisys Facility	Time and Date of Installation:	03/02/2020
Location:	Lake Success, NY	Miscellaneous Equipment:	low flow pump
Project #:	3617187442	Moisture Content:	dry
Samplers:	EV + EP		

Instrument Readings

Date	Time	Canister Vacuum (a) (inches of Hg)	Temperature (°F)	Relative Humidity (%)	Air Speed (mph)	Barometric Pressure (inches of Hg)	PID (ppb)
03/02/2020	0917	-29	53.6	44	8	29.83	—
03/02/2020	1328	-5					

(a) Record canister information at a minimum at the beginning and end of sampling

Summa Canister Information:

Size (circle one):	1 L (6 L)
Canister ID:	AC01909
Flow Controller ID:	0A01693
Notes:	

Leak Test Information (if applicable):

leak test passed

General Observations/Notes:

SOP Owner:	Amec E&E, PC
SOP No.:	SSDS-28
Revision No.	03
Revision Date:	11/8/2019
Revision By:	EAW
Approved By:	ERC

Lockheed Martin Corporation
Attachment SOP SSDS-28 – Soil Vapor Sample Collection Log

		Soil Vapor Sample Collection Log	
		Sample ID:	VP-106-11
Client:	Lockheed	Sampling Depth:	11 ft
Project:	Former Unisys Facility	Time and Date of Installation:	03/02/2020
Location:	Lake Success, NY	Miscellaneous Equipment:	low flow pump
Project #:	36171187442	Moisture Content:	dry
Samplers:	EV+EP		

Instrument Readings

Date	Time	Canister Vacuum (a) (inches of Hg)	Temperature (°F)	Relative Humidity (%)	Air Speed (mph)	Barometric Pressure (inches of Hg)	PID (ppb)
03/02/2020	0915	-30	53.6	44	8	29.83	—
03/02/2020	1327	-5.5					

(a) Record canister information at a minimum at the beginning and end of sampling

Summa Canister Information:

Size (circle one):	1 L (6 L)
Canister ID:	AC01844
Flow Controller ID:	0A01828
Notes:	

Leak Test Information (if applicable):

leak test passed

General Observations/Notes:

Lockheed Martin Corporation
Attachment SOP SSDS-28 – Soil Vapor Sample Collection Log

SOP Owner:	Amec E&E, PC
SOP No.:	SSDS-28
Revision No.	03
Revision Date:	11/8/2019
Revision By:	EAW
Approved By:	ERC

Soil Vapor Sample Collection Log

		Sample ID:	VP-106-19.5
Client:	Lockheed	Sampling Depth:	19.5 ft
Project:	Former Unisys Facility	Time and Date of Installation:	03/02/2020
Location:	Lake Success, NY	Miscellaneous Equipment:	low flow pump
Project #:	3617187442	Moisture Content:	dry
Samplers:	EV + EB		

Instrument Readings

Date	Time	Canister Vacuum (a) (inches of Hg)	Temperature (°F)	Relative Humidity (%)	Air Speed (mph)	Barometric Pressure (inches of Hg)	PID (ppb)
03/02/2020	0914	-30	53.6	44	8	29.83	-
03/02/2020	1328	-6					

(a) Record canister information at a minimum at the beginning and end of sampling

Summa Canister Information:

Size (circle one):	1 L (6 L)
Canister ID:	AC01267
Flow Controller ID:	0A01458
Notes:	

Leak Test Information (if applicable):

leak test passed

General Observations/Notes:

Lockheed Martin Corporation
Attachment SOP SSDS-28 – Soil Vapor Sample Collection Log

SOP Owner:	Amec E&E, PC
SOP No.:	SSDS-28
Revision No.	03
Revision Date:	11/8/2019
Revision By:	EAW
Approved By:	ERC

Soil Vapor Sample Collection Log

		Sample ID:	VP-106-28
Client:	Lockheed	Sampling Depth:	28 ft
Project:	Former Unisys Facility	Time and Date of Installation:	03/02/2020
Location:	Lake Success, NY	Miscellaneous Equipment:	low flow pump
Project #:	36178742	Moisture Content:	dry
Samplers:	EV + EP		

Instrument Readings

Date	Time	Canister Vacuum (a) (inches of Hg)	Temperature (°F)	Relative Humidity (%)	Air Speed (mph)	Barometric Pressure (inches of Hg)	PID (ppb)
03/02/2020	1351	-29.5	53.6	44	8	29.83	—
03/02/2020	1808	-6.5					

(a) Record canister information at a minimum at the beginning and end of sampling

Summa Canister Information:

Size (circle one):	1 L (6 L)
Canister ID:	AC02380
Flow Controller ID:	OA02427
Notes:	

Leak Test Information (if applicable):

leak test passed

General Observations/Notes:

Lockheed Martin Corporation
Attachment SOP SSDS-28 – Soil Vapor Sample Collection Log

SOP Owner:	Amec E&E, PC
SOP No.:	SSDS-28
Revision No.	03
Revision Date:	11/8/2019
Revision By:	EAW
Approved By:	ERC

		Soil Vapor Sample Collection Log	
		Sample ID:	VP-106-56
Client:	Lockheed	Sampling Depth:	56 ft
Project:	Former Unisys Facility	Time and Date of Installation:	03/02/2020
Location:	Lake Success, NY	Miscellaneous Equipment:	low flow pump
Project #:	36187442	Moisture Content:	dry
Samplers:	EV + EP		

Instrument Readings

Date	Time	Canister Vacuum (a) (inches of Hg)	Temperature (°F)	Relative Humidity (%)	Air Speed (mph)	Barometric Pressure (inches of Hg)	PID (ppb)
03/02/2020	0912	-29	53.6	44	8	28.83	-
03/02/2020	1328	-3					

(a) Record canister information at a minimum at the beginning and end of sampling

Summa Canister Information:

Size (circle one):	1 L (6 L)
Canister ID:	AC01611
Flow Controller ID:	FA00911
Notes:	

Leak Test Information (if applicable):

leak test passed

General Observations/Notes:

Lockheed Martin Corporation
Attachment SOP SSDS-28 – Soil Vapor Sample Collection Log

SOP Owner:	Amec E&E, PC
SOP No.:	SSDS-28
Revision No.	03
Revision Date:	11/8/2019
Revision By:	EAW
Approved By:	ERC

		Soil Vapor Sample Collection Log	
		Sample ID:	VP-106-72
Client:	Lockheed	Sampling Depth:	72 ft
Project:	Former Unisys Facility	Time and Date of Installation:	03/02/2020
Location:	Lake Success, NY	Miscellaneous Equipment:	low flow pump
Project #:	361718>442	Moisture Content:	dry
Samplers:	EV+EP		

Instrument Readings

Date	Time	Canister Vacuum (a) (inches of Hg)	Temperature (°F)	Relative Humidity (%)	Air Speed (mph)	Barometric Pressure (inches of Hg)	PID (ppb)
03/02/2020	1350	-30	53.6	44	8	29.83	—
03/02/2020	1809	-9					

(a) Record canister information at a minimum at the beginning and end of sampling

Summa Canister Information:

Size (circle one):	1 L (6 L)
Canister ID:	AC01566
Flow Controller ID:	OA00263
Notes:	

Leak Test Information (if applicable):

leak test passed

General Observations/Notes:

Lockheed Martin Corporation
Attachment SOP SSDS-28 – Soil Vapor Sample Collection Log

SOP Owner:	Amec E&E, PC
SOP No.:	SSDS-28
Revision No.	03
Revision Date:	11/8/2019
Revision By:	EAW
Approved By:	ERC

Soil Vapor Sample Collection Log

		Sample ID:	VP-106-84
Client:	Lockheed	Sampling Depth:	84 ft
Project:	Former Unisys Facility	Time and Date of Installation:	03/02/2020
Location:	Lake Success, NY	Miscellaneous Equipment:	low flow pump
Project #:	36171874.2	Moisture Content:	dry
Samplers:	EV+EP		

Instrument Readings

Date	Time	Canister Vacuum (a) (inches of Hg)	Temperature (°F)	Relative Humidity (%)	Air Speed (mph)	Barometric Pressure (inches of Hg)	PID (ppb)
03/02/2020	0906	-2.9	53.6	44	8	29.83	—
03/02/2020	1327	-6					

(a) Record canister information at a minimum at the beginning and end of sampling

Summa Canister Information:

Size (circle one):	1 L (6 L)
Canister ID:	AS00543
Flow Controller ID:	0A01332
Notes:	

Leak Test Information (if applicable):

leak test passed

General Observations/Notes:

Lockheed Martin Corporation
Attachment SOP SSDS-28 – Soil Vapor Sample Collection Log

SOP Owner:	Amec E&E, PC
SOP No.:	SSDS-28
Revision No.	03
Revision Date:	11/8/2019
Revision By:	EAW
Approved By:	ERC

Soil Vapor Sample Collection Log

		Sample ID:	VP-108-5
Client:	Lockheed	Sampling Depth:	5ft
Project:	Former Unisys Facility	Time and Date of Installation:	2/28/2020
Location:	Lake Success, NY	Miscellaneous Equipment:	low flow pump
Project #:	36187442	Moisture Content:	dry
Samplers:	EV + EP		

Instrument Readings

Date	Time	Canister Vacuum (a) (inches of Hg)	Temperature (°F)	Relative Humidity (%)	Air Speed (mph)	Barometric Pressure (inches of Hg)	PID (ppb)
02/28/2020	0924	-30	34	32	14	29.74	496
02/28/2020	1405	-6					

(a) Record canister information at a minimum at the beginning and end of sampling

Summa Canister Information:

Size (circle one):	1 L (6 L)
Canister ID:	AC02042
Flow Controller ID:	0A01864
Notes:	

Leak Test Information (if applicable):

leak test passed

General Observations/Notes:

Lockheed Martin Corporation
Attachment SOP SSDS-28 – Soil Vapor Sample Collection Log

SOP Owner:	Amec E&E, PC
SOP No.:	SSDS-28
Revision No.	03
Revision Date:	11/8/2019
Revision By:	EAW
Approved By:	ERC

Soil Vapor Sample Collection Log

		Sample ID:	VP-108-10
Client:	Lockheed	Sampling Depth:	10ft
Project:	Former Unisys Facility	Time and Date of Installation:	2/28/2020
Location:	Lake Success, NY	Miscellaneous Equipment:	low flow pump
Project #:	36171187442	Moisture Content:	dry
Samplers:	EV + ER		

Instrument Readings

Date	Time	Canister Vacuum (a) (inches of Hg)	Temperature (°F)	Relative Humidity (%)	Air Speed (mph)	Barometric Pressure (inches of Hg)	PID (ppb)
02/28/2020	0932	-30	34	32	14	29.74	175
02/28/2020	1405	-6					

(a) Record canister information at a minimum at the beginning and end of sampling

Summa Canister Information:

Size (circle one):	1 L (6 L)
Canister ID:	AS01376
Flow Controller ID:	0A00730
Notes:	

Leak Test Information (if applicable):

leak test passed

General Observations/Notes:

Lockheed Martin Corporation
Attachment SOP SSDS-28 – Soil Vapor Sample Collection Log

SOP Owner:	Amec E&E, PC
SOP No.:	SSDS-28
Revision No.	03
Revision Date:	11/8/2019
Revision By:	EAW
Approved By:	ERC

Soil Vapor Sample Collection Log

		Sample ID:	VP-108-20
Client:	Lockheed	Sampling Depth:	20ft
Project:	Former Unisys Facility	Time and Date of Installation:	2/28/2020
Location:	Lake Success, NY	Miscellaneous Equipment:	low flow pump
Project #:	36178742	Moisture Content:	dry
Samplers:	EV+EP		

Instrument Readings

Date	Time	Canister Vacuum (a) (inches of Hg)	Temperature (°F)	Relative Humidity (%)	Air Speed (mph)	Barometric Pressure (inches of Hg)	PID (ppb)
02/28/2020	0929	-30	34	32	14	29.74	321
02/28/2020	1405	-6					

(a) Record canister information at a minimum at the beginning and end of sampling

Summa Canister Information:

Size (circle one):	1 L (6 L)
Canister ID:	AS01438
Flow Controller ID:	0A00697
Notes:	

Leak Test Information (if applicable):

leak test passed

General Observations/Notes:

SOP Owner:	Amec E&E, PC
SOP No.:	SSDS-28
Revision No.	03
Revision Date:	11/8/2019
Revision By:	EAW
Approved By:	ERC

Lockheed Martin Corporation
Attachment SOP SSDS-28 – Soil Vapor Sample Collection Log

		Soil Vapor Sample Collection Log	
		Sample ID:	VP-108-29.5
Client:	Lockheed	Sampling Depth:	29.5 ft
Project:	Former Unisys Facility	Time and Date of Installation:	2/28/2020
Location:	Lake Success, NY	Miscellaneous Equipment:	low flow pump
Project #:	36171887442	Moisture Content:	dry
Samplers:	EV + EP		

Instrument Readings

Date	Time	Canister Vacuum (a) (inches of Hg)	Temperature (°F)	Relative Humidity (%)	Air Speed (mph)	Barometric Pressure (inches of Hg)	PID (ppb)
02/28/2020	0937	-30	34	32	14	29.74	5,645
02/28/2020	1405	-8					

(a) Record canister information at a minimum at the beginning and end of sampling

Summa Canister Information:

Size (circle one):	1 L (6 L)
Canister ID:	AS00758
Flow Controller ID:	0A00100
Notes:	

Leak Test Information (if applicable):

leak test passed
Duplicate taken here
VP-108-100

General Observations/Notes:

Lockheed Martin Corporation
Attachment SOP SSDS-28 – Soil Vapor Sample Collection Log

SOP Owner:	Amec E&E, PC
SOP No.:	SSDS-28
Revision No.	03
Revision Date:	11/8/2019
Revision By:	EAW
Approved By:	ERC

Soil Vapor Sample Collection Log

		Sample ID:	VP-108D-50.5
Client:	Lockheed	Sampling Depth:	50.5 ft
Project:	Former Unisys Facility	Time and Date of Installation:	2/28/2020
Location:	Lake Success, NY	Miscellaneous Equipment:	low flow pump
Project #:	36171837442	Moisture Content:	dry
Samplers:	E.V + E.P		

Instrument Readings

Date	Time	Canister Vacuum (a) (inches of Hg)	Temperature (°F)	Relative Humidity (%)	Air Speed (mph)	Barometric Pressure (inches of Hg)	PID (ppb)
02/28/2020	0951	-30	34	32	14	29.74	488
02/28/2020	1405	-5					

(a) Record canister information at a minimum at the beginning and end of sampling

Summa Canister Information:

Size (circle one):	1 L (6 L)
Canister ID:	AS00976
Flow Controller ID:	0A00223
Notes:	

Leak Test Information (if applicable):

leak test passed

General Observations/Notes:

Lockheed Martin Corporation
Attachment SOP SSDS-28 – Soil Vapor Sample Collection Log

SOP Owner:	Amec E&E, PC
SOP No.:	SSDS-28
Revision No.	03
Revision Date:	11/8/2019
Revision By:	EAW
Approved By:	ERC

		Soil Vapor Sample Collection Log	
		Sample ID:	VP-108D-60
Client:	Lockheed	Sampling Depth:	60 ft
Project:	Former Unisys Facility	Time and Date of Installation:	02/28/2020
Location:	Lake Success, NY	Miscellaneous Equipment:	low flow pump
Project #:	36187442	Moisture Content:	dry
Samplers:	EV + EP		

Instrument Readings

Date	Time	Canister Vacuum (a) (inches of Hg)	Temperature (°F)	Relative Humidity (%)	Air Speed (mph)	Barometric Pressure (inches of Hg)	PID (ppb)
02/28/2020	0958	-30	34	32	14	29.74	265
02/28/2020	1405	-6					

(a) Record canister information at a minimum at the beginning and end of sampling

Summa Canister Information:

Size (circle one):	1 L (6 L)
Canister ID:	AC02109
Flow Controller ID:	0A01729
Notes:	

Leak Test Information (if applicable):

leak test passed

General Observations/Notes:

SOP Owner:	Amec E&E, PC
SOP No.:	SSDS-28
Revision No.	03
Revision Date:	11/8/2019
Revision By:	EAW
Approved By:	ERC

Lockheed Martin Corporation
Attachment SOP SSDS-28 – Soil Vapor Sample Collection Log

		Soil Vapor Sample Collection Log	
		Sample ID:	VP-108D-70
Client:	Lockheed	Sampling Depth:	70 ft
Project:	Former Unisys Facility	Time and Date of Installation:	02/28/2020
Location:	Lake Success, NY	Miscellaneous Equipment:	low flow pump
Project #:	3617187442	Moisture Content:	dry
Samplers:	EV + EP		

Instrument Readings

Date	Time	Canister Vacuum (a) (inches of Hg)	Temperature (°F)	Relative Humidity (%)	Air Speed (mph)	Barometric Pressure (inches of Hg)	PID (ppb)
02/28/2020	0953	-29	34	32	14	29.74	435
02/28/2020	1405	-5					

(a) Record canister information at a minimum at the beginning and end of sampling

Summa Canister Information:

Size (circle one):	1 L (6 L)
Canister ID:	AC02060
Flow Controller ID:	OA01803
Notes:	

Leak Test Information (if applicable):

leak test passed

General Observations/Notes: