Block E Supplemental Soil and Storm Drain Sediment Characterization Report Lockheed Martin Middle River Complex 2323 Eastern Boulevard Middle River, Maryland

Prepared for:

Lockheed Martin Corporation

Prepared by:

Tetra Tech, Inc.
October 18, 2010

Michael Martin, P.G.
Regional Manager

Dev Murali, P.G.
Task Manager

TABLE OF CONTENTS

Section **Page**

ACRONYMS ..... **v**

1 INTRODUCTION 1-1

2 SITE BACKGROUND 2-1

2.1 SITE LOCATION AND DESCRIPTION 2-1
2.2 PHYSICAL SETTING 2-2
2.2.1 Land Use 2-2
2.2.2 Physiography 2-3
2.2.3 Hydrology 2-3
2.3 SUBSURFACE CONDITIONS 2-4
2.3.1 Soils 2-4
2.3.2 Geology 2-4
2.3.3 Hydrogeology 2-5
2.4 SUMMARY OF BLOCK E INVESTIGATIONS 2-5
2.4.1 Phase I Environmental Site Assessment (2003) 2-6
2.4.2 Phase II Investigation (Fall/Winter 2003) 2-6
2.4.3 Radiological Survey Building D (REC #1) (2004) 2-7
2.4.4 Site-Wide Phase II Investigation (2004) 2-9
2.4.5 Phase II Soil Investigation (Summer 2005) 2-10
2.4.6 Additional Field Investigation (Fall 2007) 2-10

3 INVESTIGATION APPROACH AND METHODOLOGY **3-1**

3.1 FIELD METHODOLOGY 3-1
3.1.1 Mobilization/Demobilization 3-1
3.1.2 Site Access and Utility Clearance 3-2
3.1.3 Soil Boring Investigation 3-3
3.1.4 Storm Sewer Investigation 3-5
3.1.5 Sample Nomenclature 3-8
3.1.6 Sample Handling 3-9
3.1.7 Documentation 3-9
3.1.8 Laboratory Analysis 3-10
3.1.9 Equipment Decontamination 3-11
3.1.10 Waste Management 3-11
3.1.11 Site Restoration 3-12

TABLE OF CONTENTS

Section **Page**

4 INVESTIGATION RESULTS 4-1

4.1 SOIL INVESTIGATION 4-1
4.2 STORM SEWER CONDITION SURVEY 4-2
4.2.1 Outfall 05 4-2
4.2.2 Outfall 06 4-3
4.2.3 Outfall 08 4-5
4.3 Storm Sewer Sediment Sampling 4-5

5 SUMMARY AND RECOMMEDATIONS 5-1

5.1 SUMMARY 5-1
5.2 RECOMMEDATIONS 5-3
5.2.1 Soil 5-3
5.2.2 Storm Sewer 5-4

6 REFERENCES 6-1

APPENDIX A UTILITY CLEARANCE REPORT

APPENDIX B SAMPLE LOG SHEETS AND BORING LOGS

APPENDIX C STORM SEWER CONDITION SURVEY REPORT AND VIDEOS

APPENDIX D INVESTIGATION DERIVED WASTE DISPOSAL

APPENDIX E ANALYTICAL DATA AND DATA VALIDATION

LIST OF FIGURES

Number **Page**

Figure 2-1 Middle River Complex Location Map 2-12
Figure 2-2 Middle River Complex Tax Blocks 2-13
Figure 3-1 Soil Sample Locations Tax Block E 3-15
Figure 3-2 Storm Sewer Location Map Tax Block E 3-16
Figure 4-1 Soil Concentrations Tax Block E 4-13
Figure 4-2 PCBs in Storm Sewer Sediment Samples Tax Block E 4-14
Figure 4-3 BaPEq in Storm Sewer Sediment Samples Tax Block E 4-15

LIST OF TABLES

Number **Page**

Table 3-1 Summary of Soil Characterization Samples 3-13
Table 3-2 Summary of Storm Sewer Sediment Samples 3-14
Table 4-1 Summary of Storm Sewer Survey 4-9
Table 5-1 Recommended Removal and Actions Storm Sewer Systems 5-6

This page intentionally left blank.

ACRONYMS

µg/kg	microgram per kilogram
AST	above-ground storage tank
BaPEq	benzo(a)pyrene equivalents
bgs	below ground surface
BTEX	benzene, toluene, ethylbenzene, and xylenes
CFR	Code of Federal Regulations
COC	Chemical of Concern
COPC	Chemical of Potential Concern
CS	concrete slab
DPT	direct-push technology
DRO	diesel range organics
ESA	Environmental Site Assessment
ft	foot or feet
GRO	gasoline range organics
HASP	Health and Safety Plan
IDW	investigation derived waste
IL	inlet
Lockheed Martin	Lockheed Martin Corporation
MDE	Maryland Department of the Environment
mg/kg	milligram per kilogram
MH	manhole
MRAS	Middle River Aircraft Systems
MRC	Middle River Complex
MS2-LS&S	Maritime Systems & Sensors-Littoral Ships & Systems
NPDES	National Pollution Discharge Elimination System
PAH	polycyclic aromatic hydrocarbon
PCB	polychlorinated biphenyl
PPE	personal protective equipment
RAP	Response Action Plan
RCRA	Resource Conservation and Recovery Act
REC	Recognized Environmental Condition
SB	soil boring
SD	sediment

SS	surface soil
SJ	slab joint
SVOC	semivolatile organic compounds
Tetra Tech	Tetra Tech, Inc.
TCLP	Toxicity Characteristics Leaching Procedure
TSCA	Toxic Substance Control Act
TRB	TRB Rehabilitative Services
USEPA	United States Environmental Protection Agency
UST	underground storage tank
VCP	Voluntary Cleanup Program
VOC	volatile organic compound

Section 1
Introduction

On behalf of Lockheed Martin Corporation (Lockheed Martin), Tetra Tech, Inc. (Tetra Tech) has prepared this Supplemental Soil and Storm Drain Sediment Characterization Report for Tax Block E of the Lockheed Martin Middle River Complex (MRC) located in Middle River, Maryland. This supplemental soil characterization study focused on defining the extent of polychlorinated biphenyl (PCB) impacts in Tax Block E soil and associated storm sewer sediment based on the areas identified in the Site Characterization Report (Tetra Tech, May 2006) and delineated through implementation of the Soil Characterization Work Plan (Tetra Tech, November 2007). The results of these characterization studies and the proposed response action were presented in the draft Final Soil Response Action Plan (RAP) (Tetra Tech, April 2008). These areas show elevated risk under a future residential scenario. Based on characterization of those constituents from which proposed cleanup goals were developed, there are significant gaps defining the area that will be subject to remedial action.

The purpose of this investigation was to obtain sufficient soil and sediment data to delineate the areas of concern in Tax Block E and the associated storm sewers to further develop and compare alternative remedial actions. Unacceptable risk is defined as a cumulative risk greater than 10^{-5} for cancer or a Hazard Quotient greater than 1 for noncancer risk. The chemicals of concern (COC) contributing to risk at Tax Block E are PCBs, carcinogenic polycyclic aromatic hydrocarbons (PAH), petroleum hydrocarbons-diesel range organics (DRO), and petroleum hydrocarbons-gasoline range organics (GRO). For sediment, the primary COCs are PCBs, carcinogenic PAHs, cadmium, chromium, and arsenic. However, risk assessments conducted on Cow Pen Creek and Dark Head Cove sediment sample results indicated that most arsenic concentrations in sediment were no greater than background (Tetra Tech, 2009) and, therefore, are not considered further in this report. Preliminary cleanup goals have been developed, and COCs that are present at concentrations in excess of these goals must be delineated. Preliminary cleanup goals were identified in the soil and sediment RAPs for benzo(a)pyrene, PCBs and DRO/GRO in soil and benzo(a)pyrene, PCBs,

cadmium and chromium in sediment to satisfy a VCP Tier 1A (Residential Unrestricted) future land use and restriction category based on potential future residential development. The extent of soil with carcinogenic PAH, DRO, and GRO concentrations greater than the proposed cleanup goal was defined in the Site Characterization Report (Tetra Tech, May 2006) and November 2007 soil characterization study, presented in the April 2008 draft Final Soil RAP. The extent of soil with PCB concentrations greater than the proposed cleanup goal was determined to be more extensive based on the November 2007 study. This supplemental characterization study, therefore, focused on further defining the extent of PCB impacts in Tax Block E soil and in associated storm sewer sediment. Excavation and off-site disposal will likely be the remediation technology used for soil cleanup, and the data collected during this supplemental investigation will better define the boundaries of excavation for the remedial action.

The data generated during this investigation will also be included in the final RAP. The RAP will be prepared in accordance with the requirements of the Maryland Department of the Environment's (MDE) Voluntary Cleanup Program (VCP) (Section 7-508 of the Environment Article, Annotated Code of Maryland), the National Contingency Plan (40 Code of Federal Regulation [CFR] Part 300), and the Toxic Substances Control Act (40 CFR Part 761). The RAP will address the requirements for notification and certification for soil media under the self-implementing procedure (40 CFR 761.61[3]). The purpose of the RAP is to provide the information necessary to support the decision to remove contaminated soil in order to receive a Certificate of Completion from the MDE under a Tier 1B (Residential Restricted) future land use and restriction category based on potential future single-family residential development and also acceptance from United States Environmental Protection Agency (USEPA) that Toxic Substance Control Act (TSCA) requirements have been satisfied.

To address the above objective, soil was further characterized by collecting additional soil samples using direct-push technology (DPT) to define the boundaries of PCB concentrations exceeding the proposed cleanup goal for soil. Characterization was implemented to define the lateral and vertical extents of contamination. In addition, sediment in the associated storm sewer was sampled and chemically analyzed.

This investigation report is organized as follows:

- Section 2 – Site Background: Presents a brief description of MRC history, subsurface conditions, and previous investigations;

- Section 3 – Investigation Approach and Methodology: Presents the technical approach applied during the soil and storm sewer investigation and a description of the field methodology employed;

- Section 4 – Investigation Results: Discusses the data evaluation and results;

- Section 5 – Summary and Recommendations: Presents a summary of the investigation findings and recommendations for further action; and

- Section 6 – References: Cites references used in compiling this report.

This page intentionally left blank

Section 2
Site Background

2.1 SITE LOCATION AND DESCRIPTION

The MRC is located at 2323 Eastern Boulevard in Middle River, Maryland and consists of approximately 180 acres of land and 12 main buildings. The MRC also includes perimeter parking lots, an athletic field, Lot D (presently a vacant lot with a concrete foundation for former Building D), a trailer and parts storage lot, and a vacant waterfront lot. The MRC is bounded by Eastern Boulevard (Route 150) to the north, Dark Head Creek to the south, Cow Pen Creek to the west, and Martin State Airport to the east. The location of the MRC is shown on Figure 2-1.

Currently, Lockheed Martin's activities at the site are primarily limited to facility and building management and maintenance. There are two main tenants at the site: Middle River Aircraft Systems (MRAS) and Maritime Systems & Sensors-Littoral Ships & Systems (MS2-LS&S). MRAS conducts design, manufacturing, fabrication, testing, overhaul, and repair and maintenance of aeronautical structures, parts, and components for military and commercial applications. MS2-LS&S conducts fabrication, assembly, testing and support of vertical launch systems. Historically, the property has been used for aircraft and missile launching systems design, development, and assembly.

As part of the site's involvement in the VCP, the MRC has been divided into individual tax block parcels. The tax block locations are presented on Figure 2-2. The tax blocks are a conglomerate of 10 individually deeded properties that were segregated into 8 areas for inclusion in the VCP program. At present, all of the external tax blocks (A, B, D, E, F, G, and H) were entered in the VCP under a residential land-use scenario and Block I, which represents the area currently used for manufacturing, was entered under an industrial land-use scenario. This report addresses soil and sediment characterization of Tax Block E.

2.2 PHYSICAL SETTING

2.2.1 Land Use

The MRC is an industrial facility. The area surrounding the property primarily consists of commercial, industrial, and residential establishments. Six facilities, comprising the remaining portion of the Chesapeake Industrial Park, lie adjacent to the MRC. These facilities include Tilley Chemical Company, Inc., a food and pharmaceutical chemical distributor; North American Electric, L.L.C., an industrial and commercial electrical contractor; Johnson and Towers, a heavy duty automotive and boat repair and maintenance company; Poly-Seal Corp., a company that produces flexible packaging for miscellaneous items; Exxon, a gasoline service station and convenience store, and the Middle River Post Office. Residential developments are present on the opposite shores of Cow Pen Creek, Dark Head Cove, and Dark Head Creek and north of Eastern Boulevard (Maryland Route 150).

Block E (15.97 acres) is located in the southern portion of the MRC. Block E has remained undeveloped since demolition of the building in the early 1970s. However, the building's foundation is still present and observed to be composed of smaller concrete slabs with most being relatively intact. Ceramic tiles overlying the concrete foundation are observed in areas corresponding to the former cafeteria and clean plating and finishing shops. Three Recognized Environmental Conditions (RECs), REC #1 (Former Building D), REC #2 (Product Pipeline), and REC #3 [Former 500,000-gallon Above Ground Storage Tank (AST) and Associated Tanks], are located in Block E

Former Building D was constructed in the early 1940s for the final assembly of metal carcasses onto aircraft frames and was demolished in 1972. The building, consisting of an assembly floor (first floor) and a basement, occupied approximately 400,000 square feet. According to historical engineering maps provided by MRC, the basement housed several nuclear related offices and laboratories within the southwestern portion and a cafeteria, cleaning/plating and finishing rooms along the southern interior wall near the building's center. The area formerly occupied by Building D has remained undeveloped since the building was demolished.

Former Building D (REC #1) encompasses approximately half the area of Block E. Although Building D was demolished in the early 1970s, the building's foundation and ground floor slab area are still present. The floor slab consists of concrete slabs with ceramic tiles overlaying the concrete in several locations. There are construction joints or expansion joints with associated cracking between the slabs.

The Product Pipeline (REC #2) is a 1,815-foot long, 2-inch-diameter pipe that runs underground from the former 500,000-gallon fuel oil AST (REC #3) to the MRC Power Plant (located in Block I).

The former 500,000-gallon AST and Associated Tanks (REC #3) were located in a grass-covered shoulder in the southwestern portion of Block E near the Fire Pump Building. The 500,000-gallon AST was surrounded by a shallow, grass-covered earthen berm.

2.2.2 Physiography

The site is located within the Western Shore of the Coastal Plain Physiographic Province. The Coastal Plain topography is generally characterized by low relief. The topography of the MRC is gently sloping, ranging from sea level to 32 feet above mean sea level (Baltimore County, July 1977). The topography slopes from Eastern Boulevard to the southwest and south towards Cow Pen Creek and Dark Head Cove.

2.2.3 Hydrology

The MRC lies at the junction of Cow Pen Creek and Dark Head Cove. Both surface water bodies discharge into Dark Head Creek, a tributary to Middle River, which is a tributary to Chesapeake Bay. The site lies approximately 3 miles upstream of the main body of the Chesapeake Bay.

No surface water bodies lie within or cross the MRC. Excluding areas immediately adjacent to Cow Pen Creek and Dark Head Creek, surface water runoff discharges from the site via storm drains. Lockheed Martin maintains a State of Maryland National Pollution Discharge Elimination System (NPDES) permit (State Discharge Permit No.: 00-DP-0298, NPDES No.: MD0002852), issued by

MDE Industrial Discharge Permits Division, Water Management Administration. The permit covers stormwater discharge from the entire property rather than from individual tenants.

2.3 SUBSURFACE CONDITIONS

2.3.1 Soils

Soils underlying MRC have been mapped as Mattapex-Urban Land Complex and Sassafras-Urban Land Complex by the United States Department of Agriculture Soil Conservation Service. Mattapex-Urban Land soils consist of deep, well-drained silty soils whose original texture has been disturbed, graded over, or otherwise altered. Sassafras-Urban Land soils consist of deep, well-drained sandy soils whose original texture has been disturbed, graded over, or otherwise altered. Actual site conditions tend to have much higher clay concentrations than the mapped soil complexes.

2.3.2 Geology

The MRC is located in the Western Shore of the Coastal Plain Physiographic Province. Based on geologic mapping of Baltimore County, the MRC is underlain by the Potomac Group, a Cretaceous age interbedded gravel, sand, silt, and clay unit ranging in thickness in the region from 0 to 800 feet. The Potomac Group is composed of three units: the Raritan and Patapsco Formations, the Arundel Clay, and the Patuxent Formation. The Raritan and Patapsco Formations range up to 400 feet thick and are composed of a gray, brown, and red variegated silt and clay unit with lenticular lenses of sand and some gravels. The Arundel Clay is composed of dark gray and maroon lignitic clays and ranges in thickness from 25 to 200 feet in the region. The Patuxent Formation is described as a white or light gray to orange brown, moderately sorted sand unit with quartz gravels, silts and clays and ranges up to 250 feet in thickness in the region.

The Geologic Map of the Middle River Quadrangle (Reinhardt, 1977) maps the entire survey area as either the clay or sand facies of the Patapsco Formation. The sands are more concentrated on the peninsulas east of Frog Mortar Creek and areas north of Eastern Boulevard; whereas, all of the peninsulas (with the exception of the Wilson Point Road area) to the west of Martin State Airport are

mapped as belonging to the clay facies. The Arundel Clay has been mapped as outcropping northwest of the MRC facility.

Lithologic logging of the soils beneath the MRC identified a very heterogeneous substrate. The underlying soils are composed primarily of silty sands, fine-grained to medium-grained sands, silty clays, clayey silts, and plastic clay with the primary lithology being clay to silty clay. Sand lenses of various concentrations were encountered but do not appear to be continuous beneath the facility. Soils obtained from known filled areas (i.e., the waterfront lot and Parking Lot No. 6) were similar in appearance and field composition to soils considered to be native to the facility.

2.3.3 Hydrogeology

Sand and gravel zones within the unconsolidated surficial deposits, when present, may form an unconfined or water table aquifer system. In general, water table conditions occur in the outcrop areas of the soils. Down dip from the outcrops, the groundwater occurs under artesian or confined conditions. In the outcrop areas, the water table in general conforms to the shape of the land surface, being high in the interstream parts of the area and not far above stream level in the valleys.

Investigations conducted at MRC have encountered groundwater at varying depths beneath the facility. The depth to groundwater generally ranges from a few feet to 15 feet below ground surface (bgs). Lithologic logging of the boreholes indicated that groundwater beneath the facility was encountered primarily within sand lenses and within slightly more weathered depth intervals, possibly fracture or bedding planes, within the silty clay and clay units.

2.4 SUMMARY OF BLOCK E INVESTIGATIONS

Investigations associated with Block E have been conducted since 2003 and have included record reviews, discussions with MRC personnel, geophysical surveys, and soil and groundwater sampling. Investigations included the Phase I Environmental Site Assessment (ESA) (2003) (Earth Tech, Inc., 2003), Phase II Investigation (Fall/Winter 2003) (Tetra Tech, February 2004), Radiological Survey Building D (Recognized Environmental Condition [REC] #1) (2004) (Tetra

Tech, April 2004), Site-Wide Phase II Investigation (2004) (Tetra Tech, April 2005), Phase II Soil Investigation (Summer 2005) (Tetra Tech, May 2006), Groundwater Characterization (Summer 2005) (Tetra Tech, May 2006), and Groundwater Investigation (Fall 2005) (Tetra Tech, May 2006). The summary of Block E investigations provided below is limited to the media of concern, soil, whereas a summary of groundwater investigations is provided in the Groundwater RAP (Tetra Tech, April 2007).

2.4.1 Phase I Environmental Site Assessment (2003)

A Phase I ESA was conducted on the MRC in February 2003. The Phase I ESA (Earth Tech, Inc., 2003) consisted of a historical review of the MRC (i.e., a review of available MRC documents, aerial photographs, and city directories); a review of federal, state, and local agency databases; interviews with MRC personnel; and a site visit. The Phase I ESA identified 13 specific RECs associated with the MRC.

The three RECs located in Block E were identified during the Phase I ESA (REC #1, REC #2, and REC #3).

In addition to the identification of the 13 RECs, the Phase I ESA also recommended further investigation into the MRC's historic site activities to identify other potential environmental concerns.

2.4.2 Phase II Investigation (Fall/Winter 2003)

During the fall of 2003, a Phase II investigation consisting of soil and groundwater sampling and analysis and a geophysical survey was conducted on seven of the 13 Phase I RECs (Tetra Tech, February 2004). The objective of the Phase II Investigation was to determine baseline conditions by identifying and evaluating COPCs present in the underlying media.

Six soil borings (SB-1 through SB-6) were drilled within the footprint of former Building D to determine baseline conditions at REC #1. The depths of the borings ranged between 10 and

24 feet bgs. Two soil samples were collected from each boring (5 and 10 feet bgs) and were analyzed for volatile organic compounds (VOC), semivolatile organic compounds (SVOC), gasoline range organics (GRO), diesel range organics (DRO), PCBs, and metals. In addition, groundwater samples were collected from three of the borings (SB-2, SB-4, and SB-6). These samples were also analyzed for VOCs, SVOCs, GRO, DRO, PCBs, and total and dissolved metals.

To assess the product pipeline and potential releases from the pipeline, 10 soil borings (SB-9 through SB-18) were drilled along the entire length of the pipeline (not including the section within the concrete utility trench). A soil sample (5 feet bgs) and a groundwater sample were collected from each soil boring. All of the samples were analyzed for benzene, toluene, ethyl benzene, and xylenes (BTEX), naphthalene, and DRO.

Three soil borings (SB-19 through SB-21) were drilled at REC #3 during this investigation. Soil borings SB-19 and SB-21 were installed within the footprint of the 500,000-gallon above-ground storage tank (AST) and soil boring SB-20 was installed within the footprint of the 500-gallon underground storage tanks (UST). Two soil samples (5 and 10 feet bgs) and a groundwater sample were collected from each boring and analyzed for BTEX, naphthalene, and DRO.

VOCs, PAHs, GRO and various metals were detected in the soil samples collected during this investigation. Arsenic and benzene were the only compounds detected at concentrations that exceeded the MDE cleanup standards. The results of this investigation including figures of sample locations are provided in the Final Data Report Site-Wide Phase II Investigation (Tetra Tech, April 2005).

2.4.3 Radiological Survey Building D (REC #1) (2004)

A radiological survey was performed at REC #1 (Former Building D) in March 2004 (Tetra Tech, April 2004). The survey was conducted to determine if potential radiological activities formerly conducted within Building D affected the underlying media. The survey focused on the remaining Building D foundation slab where suspected past nuclear activities involving the use of

uranium, plutonium, and strontium, and possibly other unknown isotopes, may have occurred. A cobalt-60 source was also located in the wet lab during the Phase I ESA. The radiological survey was conducted in two areas where isotope usage was known to have occurred based on information obtained from MRC personnel who were present during the radiological operations conducted from the late 1950s through the 1960s. The primary area was located in the southwestern portion of the building along the southern exterior wall, whereas the secondary area was immediately north of the first area along the western exterior wall of Building D.

The radiological survey was performed using alpha and beta contamination monitors and a gamma radiation survey instrument. This instrumentation was determined to be appropriate for detecting the suspected radioisotopes of concern. The survey consisted of surveying a 10-foot by 10-foot area near the center of the Building D foundation using a beta-gamma instrument to verify background radiation levels. After background levels were established, 11 areas of the building's foundation, located in the southwestern and western areas of reported use, were surveyed. Additionally, walkover gamma surveys were performed over most of the former Building D floor surface to identify any potential areas where radiation levels may exceed background levels.

Alpha and beta measurements obtained with the floor monitor did not indicate any areas that were significantly above background. Three areas on the foundation slab were identified as having gamma readings elevated above background. However, the report concluded that the elevated levels did not appear to present an exposure risk for a full-time worker. Two areas were located in places where the concrete was either removed or deteriorated to the point where grass was growing. The third area was above brick tiles on top of the foundation slab. Two areas did not appear to be associated with a particular source or activity. The third area may have been the result of naturally occurring radiation that may be part of common building material such as brick tiles. Sampling of these areas for laboratory analysis was conducted as part of the Site-Wide Phase II Investigation. The results of the radiological survey and soil sample radiological analyses are provided in the Final Data Report Site-Wide Phase II Investigation (Tetra Tech, April 2005).

2.4.4 Site-Wide Phase II Investigation (2004)

During the Site-Wide Phase II Investigation, all 31 RECs were investigated and the investigation included geophysical surveys of 5 areas, and soil and groundwater sampling. The investigation within Block E only included soil and groundwater sampling.

Eight surface soil samples and two subsurface soil samples were collected from the footprint of Building D and analyzed for VOCs, SVOCs, PCBs, metals, GRO and DRO. Six of the surface soil samples were collected from the soil borings installed in the 2003 Phase II Investigation. Two new borings (SB-35 and SB-36) were drilled within the footprints of the Clean Plating Shop (SB-35) and the Finishing Shop (SB-36). Samples were obtained from the surface, and between 4 and 5 feet bgs at these 2 new borings. Groundwater samples were collected from existing soil borings SB-1 and SB-3 and from the new soil borings SB-35 and SB-36. In addition, groundwater samples were collected from three upgradient borings (SB-38 through SB-40). The groundwater samples were analyzed for VOCs, SVOCs, PCBs, perchlorate, total and dissolved metals, GRO and DRO.

Six radiological surficial media samples were collected from the three gamma anomalies identified during the radiological survey (SB-41, SB-42, and SB-43). These samples were submitted for gamma spectroscopy analysis.

Three groundwater samples (SB-44-GW through SB-46-GW) were collected near REC #2 to determine the source of benzene in the earlier groundwater sample from soil boring SB-9. All three groundwater samples were analyzed for VOCs, perchlorate, and GRO.

To evaluate the elevated concentration of DRO in the groundwater sample collected earlier from soil boring SB-19, three additional groundwater samples (SB-47 through SB-49) were collected during this investigation at REC #3. The samples were analyzed for BTEX, naphthalene, and DRO.

Several VOCs, PAHs, GRO, DRO, Aroclor-1260, and metals were detected in the soil samples collected at REC #1 during this investigation. Aroclor-1260, DRO, and chromium in surface soils and arsenic in subsurface soils were the only chemicals that exceeded the MDE soil cleanup standards. Chlorinated VOCs, benzene, methyl tertiary-butyl ether, GRO, DRO, beryllium, nickel, and zinc were detected in the groundwater samples collected within Block E at concentrations that exceeded the MDE groundwater cleanup standards.

The results of the aforementioned sample analyses and sample location figures are provided in the Final Data Report Site-Wide Phase II Investigation (Tetra Tech, April 2005).

2.4.5 Phase II Soil Investigation (Summer 2005)

To provide further delineation of the elevated detection of Aroclor-1260 found in the surface soil sample from soil boring SB-4A in 2004, soil boring SB-4A was resampled from 1 to 2 feet bgs. In addition, four new borings (SB-232 through SB-235) were installed approximately 20 feet from soil boring SB-4B. Two samples (0 to 1 feet and 1 to 2 feet bgs) were collected from each boring and were analyzed for PCBs. Aroclor-1242 and Aroclor-1260 were detected in the soil samples from these borings. The results of this investigation and sample location figures are provided in the Site Characterization Report (Tetra Tech, May 2006).

2.4.6 Additional Field Investigation (Fall 2007)

An additional field investigation was conducted during the fall of 2007 to confirm previous results and refine the limits of COCs greater than the cleanup goals. Initially 20 surficial samples (SB-345 through SB-364) were collected around soil boring SB-4A in four directions to evaluate the extent of the PCB contamination. All of the sample locations were located in the joints and cracks of the former Building D concrete slab. Twenty soil borings (SB-500 through SB-520) were advanced across the former Building D footprint and samples obtained to better characterize the area. Based on this investigation, the concrete is approximately 8 inches thick and contains reinforcing steel. An additional 20 surficial soil samples (SB-521 through SB-540) were obtained from around 5 storm sewer manholes located south of former Building D.

Aroclor-1260, the only PCB Aroclor detected, was detected in 71 soil samples and benzo(a)pyrene, the only PAH detected exceeding cleanup criteria, was detected in 25 soil samples. Aroclor-1260 concentrations were greater than the preliminary cleanup goal of 3,200 microgram per kilogram (µg/kg) in 42 of the soil samples. Aroclor-1260 concentrations in soil ranged from non-detect to a maximum of 1,800,000 µg/kg in the surficial sample at soil boring SB-353. The Aroclor-1260 concentrations were consistently detected in surficial soil samples in the investigation area and were elevated in soil samples collected between the concrete floor slabs in the area of former Building D. The results of this investigation will be presented in the Final Soil RAP.

K:\GProject\middle_river\Maps\MiddleRiver_StrawberryPt_LocationMap 9 21 09.mxd

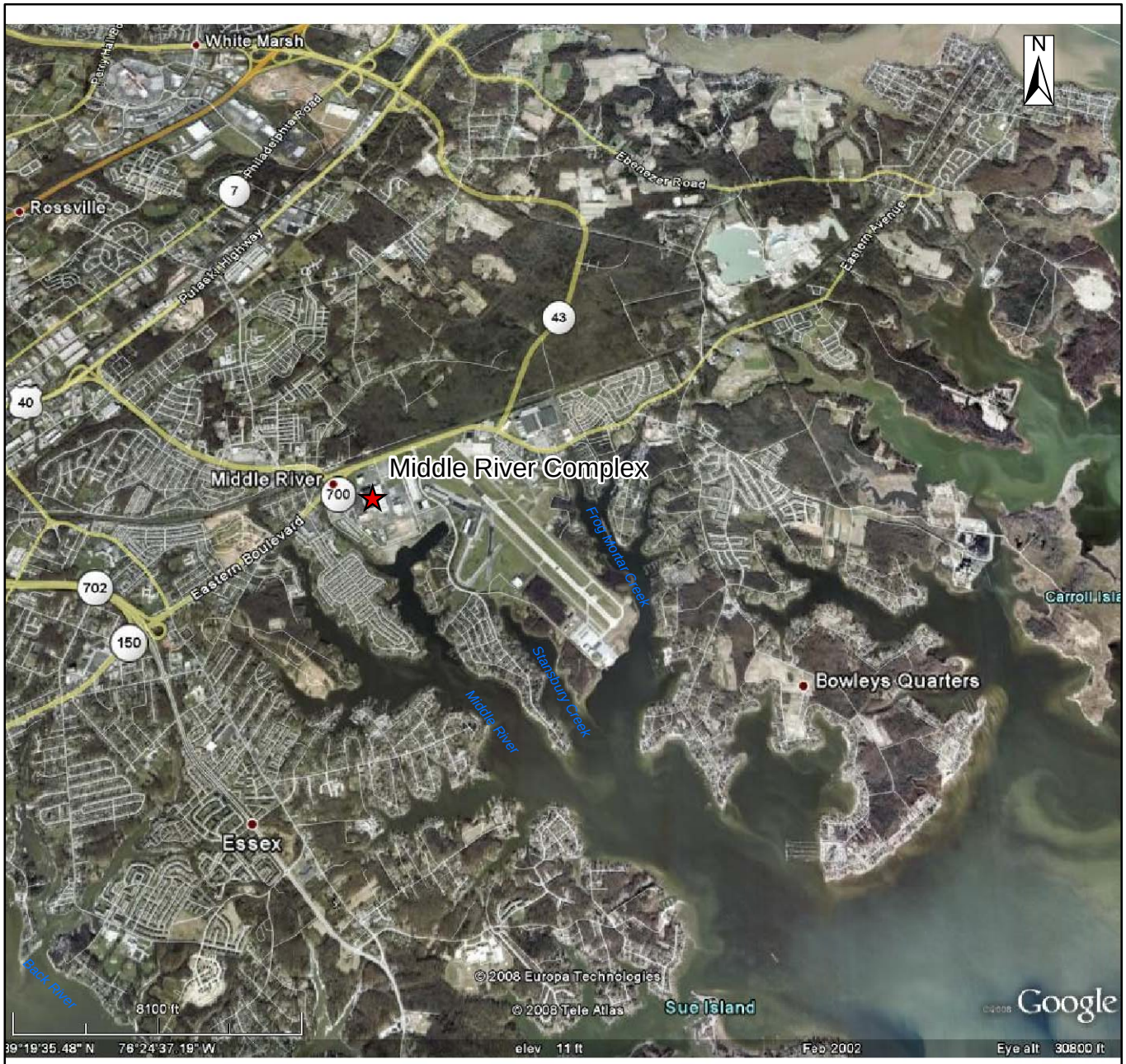

Source: Google Earth Pro, 2008

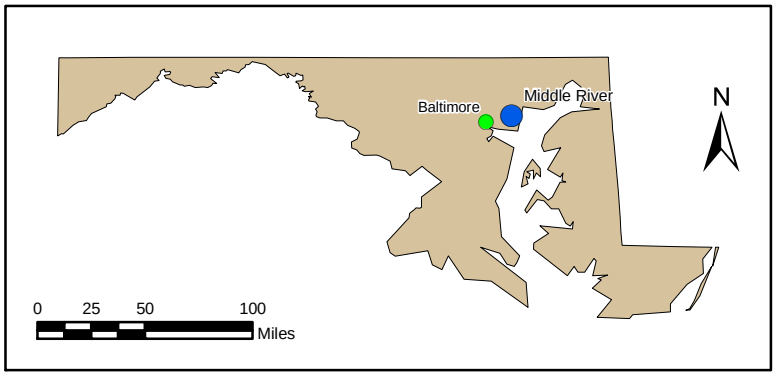

Figure 2-1

Middle River Complex Location Map

Lockheed Martin Middle River Complex
Middle River, Maryland

DATE MODIFIED:	CREATED BY:
9/21/09	MP

Tetra Tech, Inc.

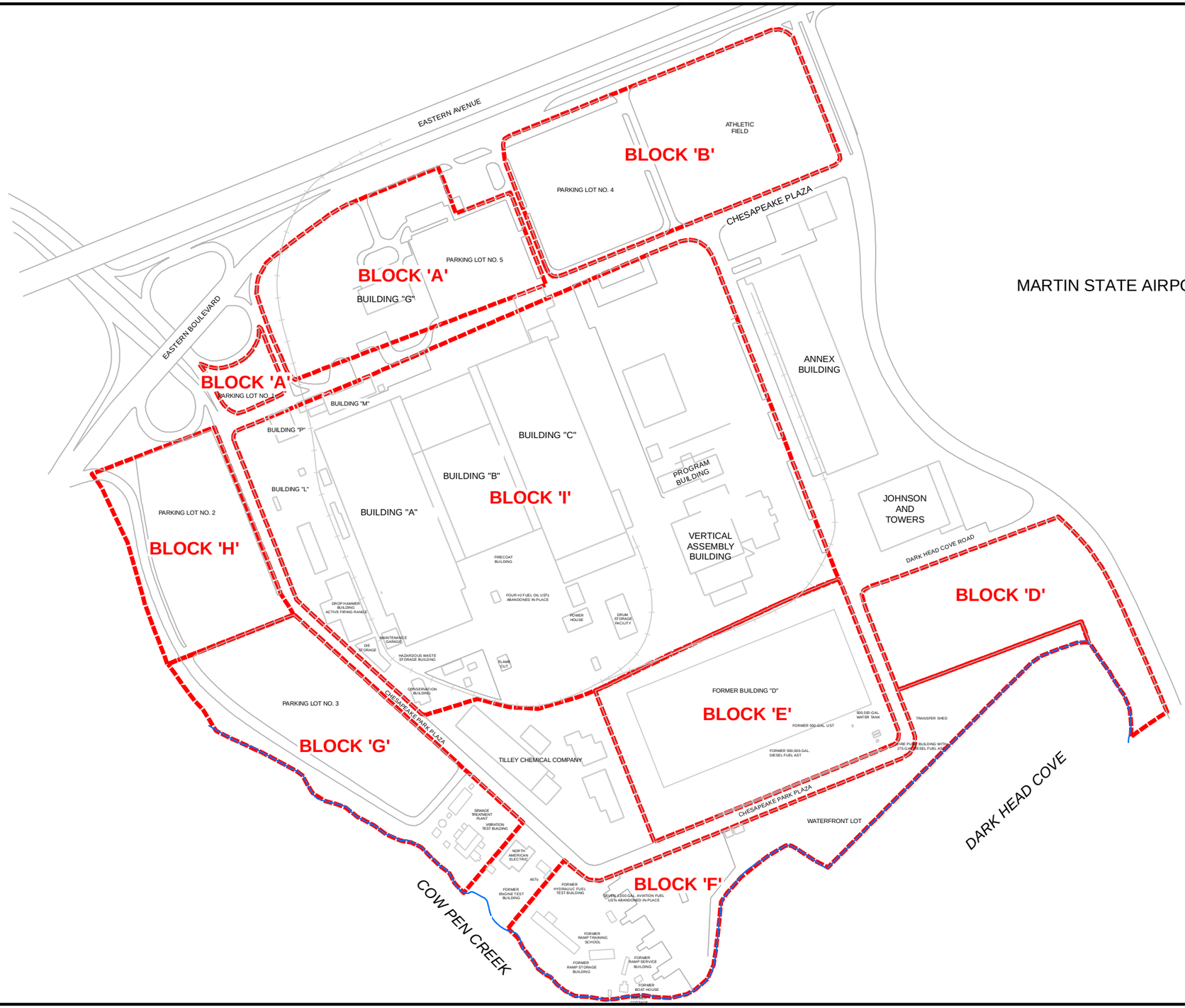

FIGURE 2-2

MIDDLE RIVER COMPLEX
TAX BLOCKS

LEGEND

- TAX BLOCK
- STRUCTURE
- RAILROAD TRACKS

Lockheed Martin Middle River Complex
Middle River, Maryland

0 100 200 400 Feet

N

DATE MODIFIED: 3/27/07

CREATED BY: LR

Tetra Tech, Inc.

K:\GProject\middle_river\Maps\draft response action plan\Block B\Tax Blocks.mxd

Section 3
Investigation Approach and Methodology

3.1 FIELD METHODOLOGY

3.1.1 Mobilization/Demobilization

Following approval of the work plan, Tetra Tech procured the required subcontractors and initiated mobilization activities. Mobilization/demobilization activities began in October 2008 and included the following:

- Coordinating with Lockheed Martin MRC facilities personnel.
- Obtaining utility clearance in the proposed soil boring and stormwater collection locations using a private firm as described in the following section.
- Mobilizing subcontractors, equipment, and materials to the site.
- Implementing a site-specific Health and Safety Plan (HASP).
- Arranging an area to perform decontamination procedures.
- Demobilizing equipment and materials from the site (at work completion).
- Performing general site clean-up and removal of trash (at work completion).
- Performing landscaping/surface repair as necessary (at work completion).
- Managing investigation derived waste (IDW).

The Field Operations Leader coordinated the mobilization/demobilization activities. These activities include initiating and conducting equipment inventories to ensure equipment was available, purchasing and leasing equipment as required, and staging of equipment for efficient loading and transport to the site and after each activity was completed.

Prior to the commencement of field operations, the appropriate Tetra Tech personnel became familiar with the site-specific HASP and the respective Safe Work permits included in the HASP. Prior to daily field events, Tetra Tech conducted daily mandatory health and safety tailgate meetings. Subcontractors present for the field activities were included in the meeting. In addition, all personnel working onsite were provided site-specific safety training by the Lockheed Martin facility maintenance contractor. Subsequent to receiving the training, the subcontractors were issued a security pass to access the site. Documentation of pertinent topics and personnel in attendance were maintained by the Tetra Tech site health and safety officer.

3.1.2 Site Access and Utility Clearance

Prior to initiating work at Block E, Tetra Tech coordinated access arrangements through Lockheed Martin to gain access to the work area around Block E. Tetra Tech obtained utility clearances for the areas of investigation and subsurface utility clearance of the proposed soil borings. The process included the notification of the underground utility location center (Miss Utility of Maryland [1-800-257-7777; www.missutility.net]), a review of available facility maps containing utility information including the Site Plan (TAI, October 2002), and use of a private utility locating contractor. Tetra Tech met directly with Miss Utility onsite to review the sample locations, provide Miss Utility with accurate maps, and to discuss any potential issues related to subsurface utilities. Since Miss Utility normally will not mark utilities on private property, a private utility locating service was used to clear around each specific subsurface sampling location.

A geophysical survey was conducted to locate and mark all underground utility lines within a 20-foot radius of the proposed soil boring. A combination of electromagnetic resistivity/conductivity and line locating as well as ground penetrating radar was used to assure

that all proposed sampling locations would not encounter underground utilities. Borings that required relocation due to subsurface obstructions were positioned as close as possible to the original location. Refer to Appendix A for the utility clearance report.

Utility clearances for sediment samples were not necessary because only surface sediment within a manhole or inlet was sampled.

3.1.3 Soil Boring Investigation

The supplemental soil investigation focused on the area designated as REC #1 (i.e., within the boundaries of removal Area A defined in the April 2008 RAP) where the horizontal extent of PCB contamination was not been completely bounded and the vertical extent of PCB contamination at shallow depth (i.e., 1 to 2 feet bgs depth interval) was unknown.

Soil borings were advanced using a hydraulically-powered DPT system as detailed below. Concrete coring was required for soil borings located within the former Building D limits. Continuous soil samples were collected in each boring using a 2.125-inch outside diameter, 4-foot long stainless steel Geoprobe® MacroCore® sampler containing a disposable acetate liner. The retrieved 4-foot long soil cores were collected and visually inspected in the field. After field screening activities were completed, the soil from the designated sample intervals was collected and immediately placed within the appropriate sample containers. The sample containers were then labeled and placed on ice pending delivery to the analytical laboratory.

Soil borings were installed and samples were collected both inside and around the area of the former Building D concrete pad (REC #1) and area to the south of former Building D that has known PCB concentrations greater than the preliminary cleanup goal. The initial sample collection occurred in three distinct areas of Block E. Samples were collected from borings advanced 1) 50 feet beyond the impacted area, 2) within the impact area, and 3) south of former Building D. Figure 3-1 shows the locations of the soil borings and samples. Table 3-1 summarized the soil sampling program. Soil Sample Log Sheets and Boring Logs are provided in Appendix B.

Soil borings SB-541 through SB-550 were advanced approximately 50 feet beyond the impacted area. Samples were collected at depths of 0 to 0.5 foot, 0.5 to 1 foot, 2 feet, 3 feet, and 4 feet bgs. The top three intervals (0 to 0.5 foot, 0.5 to 1 foot, and 2 feet bgs) were analyzed by the laboratory for PCBs in accordance with USEPA SW-846 Method 8082. If the 2-foot depth sample had a concentration of total PCBs in excess of 1 milligram per kilogram (mg/kg), then the laboratory was directed to analyze the 3- and 4-foot depth samples. If total PCB concentrations greater than 1 mg/kg were detected in the initial phase, additional soil borings located 5 feet beyond the newly defined impacted area were advanced. Only one additional soil boring, corresponding to a PCB concentration greater than 1 mg/kg in the initial sample, was advanced (i.e., SB-550A) (Figure-3-1). If total PCB concentrations greater than 1 mg/kg were not detected in the initial phase, the second phase soil borings were advanced in the concrete and slab joints where there was potential for PCB contamination. These soil borings included SB-541A, SB543A, SB-544A, and SB-546A (Figure 3-1). The sampling intervals for borings advanced within REC #1 were focused on the shallower depths because the depth of PCB contamination from historic sampling was typically shallow and PCBs were not expected to migrate downward because clayey soils underlie the concrete slab.

Soil borings SB-551 through SB-554 (Figure 3-1 and Table 3-1), were advanced and soil samples collected from the former Building D concrete pad within the area defined by previous soil borings that had PCB concentrations greater than the preliminary cleanup goal. The borings were advanced through the concrete slab diagonally across the area. The concrete and soil samples results were used to determine if the concrete pad is impacted, determine the distribution of PCB at shallow depths beneath the concrete pad, and provide better definition for the horizontal extent of deeper PCB-impacted areas. Samples were collected at depths of 0 to 0.5 foot, 0.5 to 1 foot, 2 feet, 3 feet, and 4 feet bgs from soil borings SB-541 through SB-550 and also included a sample of the concrete. The samples were analyzed by the laboratory for PCBs in accordance with USEPA SW-846 Method 8082. If the 2-foot depth sample had a concentration of total PCBs in excess of 1 mg/kg, then the laboratory was directed to analyze the 3- and 4-foot depth samples. Additional soil borings were not advanced during this portion of the supplemental field investigation.

Soil borings were advanced and samples collected south of former Building D within the area that had previous soil borings with PCB concentrations greater than the preliminary cleanup goal from samples collected around storm drains. Soil borings SB-555 through SB-571 were advanced in three rows in the area south of the Building D concrete slab. These three rows were advanced to establish a preliminary distribution of PCBs in surface soil and at depth. Samples were collected at depths of 0 to 0.5 foot, 0.5 to 1 foot, 2 feet, 4 feet, 6 feet, and 8 feet bgs. The top four intervals (0 to 0.5 foot, 0.5 to 1 foot, 2 feet, and 4 feet bgs) were initially analyzed in the laboratory. If the 4-foot depth sample had a concentration of total PCBs greater than 1 mg/kg, then the laboratory was directed to analyze the 6-foot and 8-foot depth samples. Additional soil borings were advanced during a second phase and samples were collected based on the results from the initial soil borings as required to determine the horizontal and vertical extent of PCB greater than the preliminary cleanup goal within the area. Additional soil borings included SB-555A, SB-561A, SB-568A, and SB-570A, which were advanced due to elevated concentrations. The additional borings were advanced to better define the vertical boundary of contaminants.

3.1.4 Storm Sewer Investigation

In June 2009, Tetra Tech conducted a storm sewer condition survey and collected storm sewer sediment samples for chemical analyses. The survey was performed to inspect and document the condition of the Block E storm sewer system, and assess the potential for contaminated groundwater to infiltrate the pipeline and be conveyed to the outfalls. Tetra Tech collected sediment samples for chemical analyses in Block E storm sewer inlets (IL) and storm sewer manholes (MH) to evaluate the presence and distributions of Block E COCs.

The current storm sewer systems at Block E consist of groups of surface water inlets or grated drains, catch basins, manholes, and underground piping that discharge to Dark Head Cove via three outfalls (Figure 3-2). The three outfalls are Outfall 05, which consists of two, 30-inch diameter discharge points that divide from a single sewer line approximately 150 feet upstream, Outfall 06, and Outfall 08, which are located in the southern, northern, and eastern portions of Block E, respectively. A pre-sampling site reconnaissance of the storm sewer system identified 34

existing inlets and manholes that drain Block E. An additional six inlets and manholes comprise a storm water system located east of Block E (Outfall 09).

Outfall 05 System: Surface water in the southern portion of Block E drains via a series of inlets beginning at upstream inlet IL-20 located in the southeastern portion of Block E. Storm water flows westward to IL-19, where the system splits to MH-7 and IL-18. The system proceeds southwest below Chesapeake Park Plaza at IL-30, MH-3, MH-2, and MH-1 and discharges to Dark Head Cove at Outfall 05. Prior records indicate that IL-17 is connected to MH-4 located to the east (Baltimore County, 1977). However, the locations of pipes could not be determined during the field activities due to the presence of sediment and deep standing water above the crown of the outlet pipe at IL-17.

Outfall 06 System: Surface water in the northern portion of Block E drains via a series of inlets beginning at upstream inlet IL-16 located in the north-central portion of Block E. Storm water flows eastward to inlet IL-22, where the system proceeds southeast below the median of Chesapeake Park Plaza at IL-9, IL-24, and IL-25 and discharges to Dark Head Cove at Outfall 06. This part of the system also receives local storm water from the northeast corner of Block E at inlets IL-10, IL-11, and IL-21.

Outfall 08 System: Surface water in the eastern portion of Block E drains via a series of inlets/pipes beginning at upstream inlet IL-7 located in the east-central portion of Block E. Storm water flows southeastward to MH-10 (IL-3), where the system proceeds southeast to IL-2 and IL-1. Storm water discharges to Dark Head Cove at Outfall 08. As indicated in Figure 3-2, inlet IL-23 is connected to both IL-4 and IL-24. Storm water entering into IL-23 may discharge to both Outfalls 06 and 08. MH-10 (IL-3) is also connected to the storm system line located to the west at MH-9 and MH-8. Storm water has been observed flowing from the pipe entering MH-10 (IL-3) from the west. MH-8 and MH-9 are buried below grade and are not visible at the ground surface.

3.1.4.1 Storm Sewer Condition Survey

A storm sewer condition survey was conducted June 11 through 15, 2009 by TRB Specialty Rehabilitation, Inc. of Gambrills, Maryland. The survey was performed using robotic video equipment. A rubber-track mainline video camera or "crawler" was used to conduct the sewer line inspection. The crawler is connected to several hundred feet of cable, which is connected to a series of controllers and digital recoding instruments housed inside a mobile recording/controller unit. The camera can be remotely controlled to pan and tilt once inside the sewer system. The operator also records various information on the log such as pipe diameter, distance from the start of the log, pipe grade or slope. Audio notations were made on the presence of sediment, locations of cracks or damage, presence of manholes, joint separation, obstruction percentage, infiltrating groundwater, or other significant items. A total of 30 video logs were recorded for lines associated with Outfalls 05, 06, 08, and 09. Videos were terminated upon the approach to the outfalls due to the presence of deep water or mud. The TRB report and digital video logs are provided in Appendix C.

3.1.4.2 Storm Sewer Sediment Sampling

As shown in Figure 3-2 and summarized in Table 3-2, sediment samples were collected from 20 storm sewer inlets and manholes and one water valve vault (MH-7A). Ten inlets/manholes (Table 3-2) did not contain sufficient sediment for sampling. Two manholes (MH-8 and MH-9) are buried and could not be accessed for sediment sampling. Four inlets (IL-26 through IL-29) and two manholes (MH-11 and MH-12) were not sampled because these structures are located outside of Block E and are not part of the Block E remedial action. The samples were collected to evaluate the presence and distribution of potential contaminants in the storm sewer sediment.

Samples consisted of sediment accumulated at the bottom of storm water inlets or manholes or soil in the case where the inlet or manhole collapsed. The sediment samples were collected using a stainless steel scoop and placed in pre-cleaned, laboratory-supplied containers. Each sample was screened in the field for total organic vapors using a portable photoionization detector. Sample

descriptions, visual observations, sample designation, depth, collection date/time, screening results, and laboratory analyses were recorded on a Sediment Sample Log Sheet (Appendix B). All sediment samples were located using a Global Positioning System.

The samples were shipped to an off-site laboratory (TestAmerica, Inc.) for chemical analyses. Analyses performed are discussed in Section 3.1.8.2. The samples underwent Level IV data validation procedures in accordance with USEPA Region III protocols to ensure that the laboratory chemical results are valid and accurate.

3.1.5 Sample Nomenclature

Each sample collected during the study was identified with a unique sample identification tag. Laboratory-submitted samples were identified using a "SB" or "SD" prefix, identifying the sample medium, followed by a sequential number identifying the sample location followed by the sample depth interval for soil borings or the sample collection date.

For soil borings, the sample identification tag consisted of the designation "SB" followed by the soil boring number. Concrete slab (CS) or slab joint (SJ) samples were designated "CS" or "SJ" followed by the type of sample (i.e., "CS" or "SJ"). For example, SB-553-SS[CS] represents a sample of the intact or deteriorated concrete not collected from the joint between concrete slabs. Surface soils were designated "SS" followed by the depth interval, and samples at other depths had a two digit label indicating the depth of the sampling interval. For example, SB-541-SS[0-6] represents a sample collected from 0 to 6 inches below the bottom of the concrete slab, and SB-541-02 represents a sample collected from 2 feet below the bottom of the concrete slab at soil boring location 541.

For sediment samples the sample identification tag consisted of the inlet designation "IL" or manhole designation "MH" followed by "SD" and the inlet/manhole number. For example ILSD-19 represents a sediment sample collected from inlet IL-19.

3.1.6 Sample Handling

Sample handling included the field-related considerations concerning the selection of sample containers, preservatives, allowable holding times and analyses requested. Proper custody procedures were followed throughout all phases of sample collection and handling to establish the evidentiary integrity of sample containers. These protocols were used to demonstrate that the samples were handled and transferred in a manner that would eliminate (or detect) possible tampering. Transport containers returning to the laboratory were sealed with strapping tape and a tamper proof custody seal. The custody seal contained the signature of the individual releasing the transport container, along with the date and time.

3.1.7 Documentation

A master Site Logbook, which serves as an overall record of field activities, is maintained for the site and was updated with the information collected in this program for Block E. Each boring was logged for defining soil characteristics and visual indicators, staining and or soil discoloration or other indications of potential contamination. The soil boring logs are included in Appendix B. Sample documentation consisted of the completion of chain of custody reports and matrix-specific sample log sheets. All pertinent information, including soil boring location, sample designation and depth, and sample collection date and time were recorded on a Soil Sample Log Sheet. The sample log sheets are included in Appendix B. The chain of custody report is a standardized form used to summarize and document pertinent sample information such as sample identification and type, matrix, date and time of collection, preservation, and requested analysis. Sample custody procedures area designed to provide documentation of sample acquisition and integrity. The chain of custody forms are presented in Appendix E in the data validation reports.

3.1.8 Laboratory Analysis

3.1.8.1 Soil Sampling Program

Concrete and soil samples were shipped to TestAmerica for chemical analyses. All were analyzed for PCBs in accordance with USEPA SW-846 Method 8082.

Initial soil samples were subject to an expedited laboratory analytical turnaround time of 5-days to provide results that were used to guide the second phase soil sampling efforts.

No potable water blanks were collected during this investigation. Field duplicates and matrix spike/matrix spike duplicate samples were collected on a 1 to 20 basis from the following sample locations: SB-568-4, SB-549-2, SB-548-2, SB-546-SS0-0.5, SB-546-SS0.5-1.0, SB-546-2, SB-548-SS0-0.5, SB-548-SS0.5-1.0. Disposable plastic equipment was used for soil sample collection and homogenization.

3.8.1.2 Pipe Sediment Sampling Program

Sediment samples were shipped to TestAmerica. All sediment samples were analyzed for PCBs (SW 846, USEPA Method 8082), PAHs (SW 846, USEPA Method 8270), metals (SW 846, USEPA Method 8010), and VOCs (SW846, USEPA Method 8260). Six sediment samples were also analyzed for Toxicity Characteristics Leaching Procedure (TCLP) organics/inorganics and the Resource Conservation and Recovery Act (RCRA) characteristics ignitability, corrosivity, and reactivity to assess whether the sediment is hazardous in accordance with federal and state regulations.

Field duplicates were collected on a 1 to 10 basis from the following sample locations: ILSD-4, ILSD-14 and MHSD-2. Matrix spike/matrix spike duplicate samples were collected on a 1 to 20 basis from the following sample locations: ILSD-15 and MHSD-3.

One equipment rinseate blank was collected as part of the sediment sampling because sediment samples were collected using non-dedicated stainless steel spoons and bowls.

3.1.9 Equipment Decontamination

All downhole drilling equipment, including the rear of the DPT rig, and testing equipment was steam cleaned prior to beginning work, between investigation locations, and at the conclusion of the drilling program. Decontamination was conducted at each soil boring location using a mobile water tank and pressure washer.

Sediment sampling equipment was cleaned manually using brushes, buckets, and spray bottles. Sediment sampling equipment was decontaminated at a temporary decontamination pad set up a Lot D. All decontamination water was contained in 5-gallon buckets and transferred to a 55-gallon steel drum for subsequent characterization and removal from the site. Reusable equipment (i.e., DPT rods, augers, scoops) for soil and sediment sampling was decontaminated prior to and after each use. The decontamination process for reusable small equipment consisted of the following activities/procedures:

- Alconox® and potable water wash
- Potable water rinse
- Reagent-grade isopropanol rinse (the equipment is thoroughly wetted with isopropanol)
- Analyte-free water rinse
- Air dry
- Decontamination solutions were containerized for disposal

3.1.10 Waste Management

IDW consisting of soil cuttings, concrete and concrete fragments, decontamination rinseate water, and personal protective equipment (PPE) was generated during the study. Soil cuttings (including concrete fragments) and decontamination water was collected and stored in U.S. Department of Transportation-approved 55-gallon drums. All drums were appropriately labeled and stored at a central staging location on the MRC site pending chemical/physical characterization and proper disposal. Samples of the IDW were collected and submitted for TCLP organic and inorganic

analysis. Upon the receipt of the IDW analytical data, the generated IDW was profiled and removed from the facility and properly disposed in accordance with federal, state, and local regulations at a Lockheed Martin approved facility. All waste generated as part of the project was removed from the site as non hazardous. PPE IDW was placed within trash bags and disposed within a facility trash receptacle. The IDW documentation and records are presented in Appendix D.

3.1.11 Site Restoration

Upon completion of soil sampling activities, the completed borings were backfilled with granular bentonite to within 0.5 ft of the ground surface, hydrated, and then completed to grade with like material (i.e., soil, gravel, asphalt, or concrete). Restoration activities for sediment sampling included placing the existing manhole cover or inlet grate back on the structure.

Table 3-1

Summary of Soil Characterization Samples
Block E
Lockheed Martin, Middle River Complex, Middle River, Maryland

Boring Identification[1]	Media Sampled	Sample Depth[2] (feet)	PCBs (EPA 8082)	Rationale	Location
SB-541 through SB-550	Soil	0 - 0.5, 0.5 - 1, 2, 3, and 4 (3 and 4 as needed)	X	Determine lateral limit around impacted building foundation.	Perimeter locations around existing borings with elevated PCBs.
SB-541A, SB-543A, SB-544A, SB-546A, and SB-550A	Slab Joint	SJ, 0 - 0.5, 0.5 - 1, 2, 3, and 4 (3 and 4 as needed)	X	Determine lateral limit around impacted building foundation.	Perimeter locations around existing borings with elevated PCBs.
SB-551 through SB-554	Concrete & Soil	Concrete, 0 - 0.5, 0.5 - 1, 2, 3, and 4 (3 and 4 as needed)	X	Estimate vertical limits under known impacted slab area	Locations within previously identified PCB impacts on Building D slab.
SB-555 through SB-571	Surface and Subsurface Soil	0 - 0.5, 0.5 - 1, 2, 4, 6, and 8 (6 and 8 as needed)	X	Estimate PCB distribution south of the Building D slab including at depth near manholes.	Grid distribution including along existing manholes.
SB-555A, SB-561A, SB-568A, and SB-570A	Surface and Subsurface Soil	6, 8, 10, 12, 14, and 16 (14 and 16 as needed)	X	Estimate PCB distribution south of the Building D slab including at depth near manholes.	Grid distribution including alongside existing manholes.

Notes

1 Boring identification indicated corresponds to soil boring locations shown on Figure 3-1.

2 Sampling interval measured from surface whether soil or concrete. A sample designated as 2 feet will include the interval from approximately 22 to 26 inches below grade and so forth for other depths indicated. Soil borings SB-541 through SB-571 were installed during the first phase of the sampling event with analysis conducted in a fixed base laboratory with approximately a 5-day turnaround time. The analytical laboratory was directed to either analyze or dispose the 'as needed' soil samples based on the analytical results for contiguous samples as directed by Tetra Tech.

PCB - Polychlorinated biphenyl

Table 3-2

Summary of Storm Sewer Sediment Samples
Block E
Lockheed Martin Middle River Complex, Middle River, Maryland

Sample ID or Structure Designation	Date Collected	Analyses Performed	Structure	Sample Depth (Feet Below Grade)	Comments
ILSD-4 (IL-5)	06/10/2009	PCBs, PAHs, VOCs, metals, total solids	Grated inlet	3.9	Sampled from NW corner of inlet; little sediment available for sample. Sample was collected from IL-5.
ILSD-7	06/11/2009	PCBs, PAHs, VOCS, metals, total solids	Grated inlet	2.9	Little sediment in structure.
ILSD-8	06/10/2009	PCBs, PAHs, VOCs, metals, total solids	Grated inlet	3.7	
ILSD-9	06/12/2009	PCBs, PAHs, metals, total solids	Grated inlet	5.4	Little sediment in structure; VOC sample not collected.
ILSD-10	06/11/2009	PCBs, PAHs, VOCs, metals, total solids, TCLP, RCRA Characteristics	Grated inlet	2.7	Field PID VOC reading of 2.7 ppm.
ILSD-11	06/11/2009	PCBs, PAHs, VOCs, metals, total solids, Full TCLP, RCRA Characteristics	Large square concrete inlet with concrete cover	2.7	Sludge-like sediment (fine); Field PID VOC reading of 5.6 ppm.
ILSD-12	06/10/2009	PCBs, PAHs, VOCs, metals, total solids	Grated inlet	2.9	
ILSD-14 ILSD-14D	06/10/2009	PCBs, PAHs, VOCs, metals, total solids	Inlet	3.5	Slight petroleum odor but field PID VOC reading of 0.0 ppm; Duplicate sample collected.
ILSD-15	06/11/2009	PCBs, PAHs, VOCs, metals, total solids	Collapsed inlet	3.8	Sample collected from hole in the ground that appears to be a collapsed inlet.
ILSD-16	06/11/2009	PCBs, PAHs, VOCs, metals, total solids	Grated inlet	2.7	
ILSD-17	06/12/2009	PCBs, PAHs, VOCs, metals, total solids	Grated inlet	5.25	Strong petroleum odor; Field PID VOC reading of 7.7 ppm; standing water and approximately 6 inches of sediment in inlet box.

Table 3-2

Summary of Storm Sewer Sediment Samples
Block E
Lockheed Martin Middle River Complex, Middle River, Maryland

Sample ID or Structure Designation	Date Collected	Analyses Performed	Structure	Sample Depth (Feet Below Grade)	Comments
ILSD-18	06/11/2009	PCBs, PAHs, VOCs, metals, total solids, Full TCLP, RCRA Characteristics	Grated inlet	4.5 – 5.0	Several inches of sediment in inlet box.
ILSD-19	06/11/2009	PCBs, PAHs, VOCs, metals, total solids	Grated inlet	2.1	
ILSD-20	06/11/2009	PCBs, PAHs, VOCs, metals, total solids	Grated inlet	2.1	
ILSD-23	06/12/2009	PCBs, PAHs, VOCs, metals, total solids	Grated inlet	2.9	Field PID VOC reading of 3.8 ppm.
ILSD-24	06/12/2009	PCBs, PAHs, VOCs, metals, total solids, Full TCLP, RCRA Characteristics	Grated inlet	7.3	
MHSD-2 MHSD-2-D	06/12/2009	PCBs, PAHs, VOCs, metals, total solids, Full TCLP, RCRA Characteristics	Manhole	6.9	Sludge-like sediment; Duplicate (D) sample collected for PCBs, PAHs, VOCs, and metals.
MHSD-3	06/12/2009	PCBs, PAHs, VOCs, metals, total solids	Manhole	9.3	Field PID VOC reading of 23.5 ppm.
MHSD-4	06/11/2009	PCBs, PAHs, VOCs, metals, total solids, Full TCLP, RCRA Characteristics	Manhole	2.4	Field PID VOC reading of 12.8 ppm; MH is filled with sediment to approximately 8 inches below the MH lip.
MHSD-7	06/11/2009	PCBs, PAHs, VOCs, metals, total solids	Manhole	4.4	Field PID VOC reading of 4.2 ppm; approximately 2 feet of water overlying top of sediment surface.
MHSD-7A	06/11/2009	PCBs, PAHs, VOCs, metals, total solids	Manhole (water valve)	1.3	Appears to be a utility box that contains a bent water valve. Sample collected to assess potential contamination in subsurface structure. Structure is full of sediment to approximately 1.3 feet below grade.

Table 3-2

Summary of Storm Sewer Sediment Samples
Block E
Lockheed Martin Middle River Complex, Middle River, Maryland

Sample ID or Structure Designation	Date Collected	Analyses Performed	Structure	Sample Depth (Feet Below Grade)	Comments
Inlets/Manholes Not Sampled					
IL-1	--	--	Grated inlet	NM	Sediment not present.
IL-2	--	--	Grated inlet	NM	Sediment not present.
IL-3 – see MH-10 below	--	--	--	--	--
IL-4	--	--	Small surface grate	NM	No inlet box for sampling; drains directly to underlying storm sewer pipe.
IL-6	--	--	Small surface grate	NM	No inlet box for sampling; drains directly to underlying storm sewer pipe.
IL-12A	--	--	Grated inlet	NM	Concrete rubble; sediment not present; grate missing; covered by wood panel.
IL-13	--	--	Grated inlet	NM	Sediment not present.
IL-21	--	--	Grated inlet	NM	Sediment not present.
IL-22	--	--	Grated inlet	NM	Sediment not present.
IL-25	--	--	Grated inlet	NM	Sediment not present.
IL-26 through IL-29	--	--	Grated inlets	NM	Upstream of Block E drainage system – located north of Block E and upstream of MH-11 (Outfall 09).
IL-30	--	--	Grated inlet	NM	Sediment not present.
MH-1	--	--	Manhole	6.7	Sediment not present.
MH-8	--	--	Manhole	NM	Manhole is buried below grade and not accessible for sampling.
MH-9	--	--	Manhole	NM	Manhole is buried below grade and not accessible for sampling.

Table 3-2

Summary of Storm Sewer Sediment Samples
Block E
Lockheed Martin Middle River Complex, Middle River, Maryland

Sample ID or Structure Designation	Date Collected	Analyses Performed	Structure	Sample Depth (Feet Below Grade)	Comments
MH-10 (IL-3)	--	--	Grated inlet	NM	Sediment not present; Inlet designated as MH-10 due to location of mapped manhole per utility drawings and large size; co-designated as IL-3.
MH-11	--	--	Manhole	NM	Not part of Block E drainage system – located east of Block E. Filled with approximately 3 feet of standing water at time of inspection.
MH-12	--	--	Manhole	NM	Not part of Block E drainage system – located east of Block E. Filled with approximately 3 feet of standing water at time of inspection.

-- = Not applicable
ID = Identifier
IL = Inlet
MH = Manhole
NM = Not measured
PAHs = Polynuclear aromatic hydrocarbons
PCBs = Polychlorinated biphenyls
PID = Photoionization detector
ppm = parts per million
SD = Sediment
TCLP = Toxicity Characteristics Leaching Procedure
TRB = TRB Specialty Rehabilitation, Inc.
VOCs = Volatile organic compounds

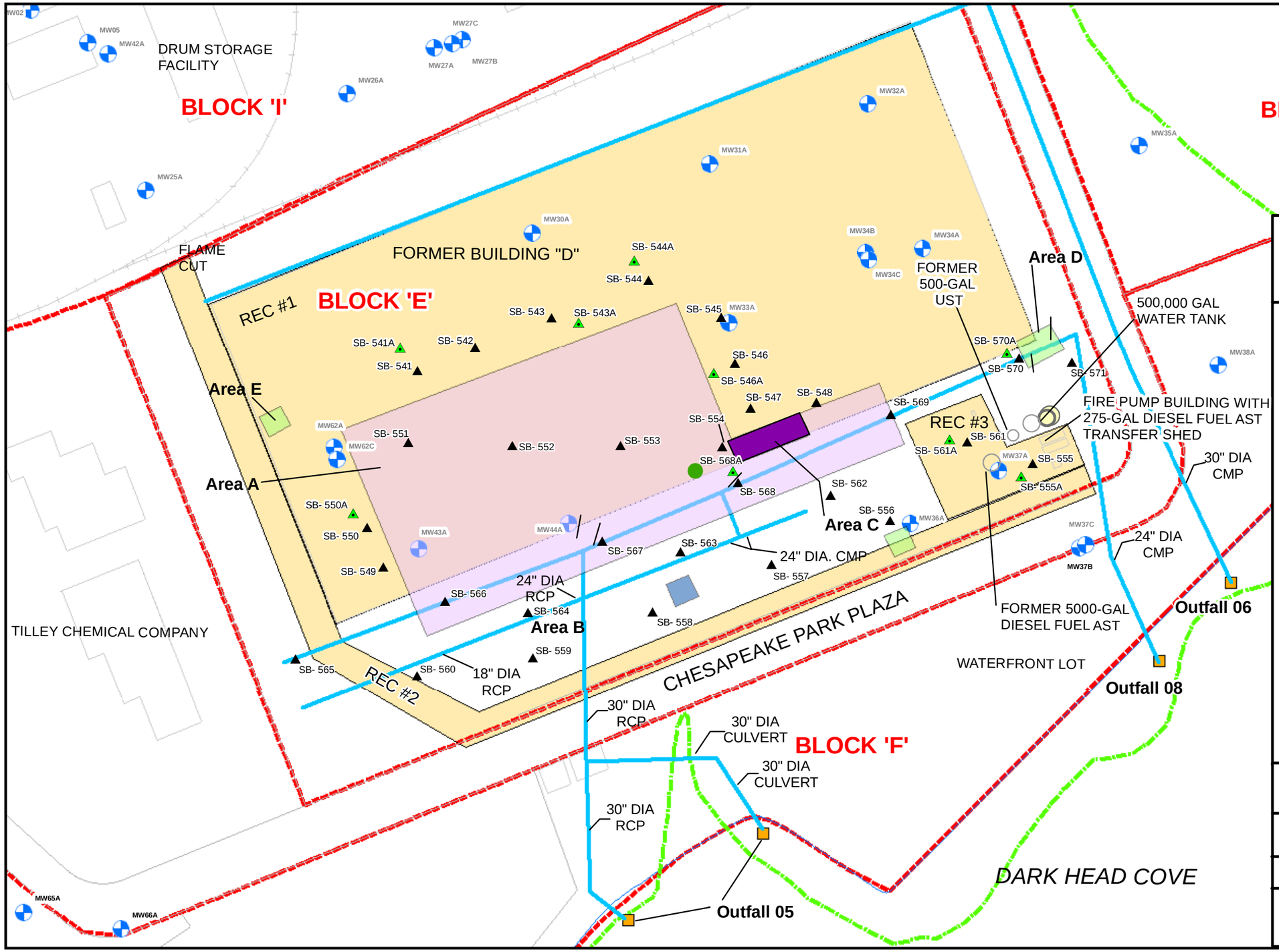

FIGURE 3-1

SOIL SAMPLE LOCATIONS TAX BLOCK E

LEGEND

- SB- 541A — PHASE II INVESTIGATION
- SB- 542 — PHASE I DPT SOIL BORING
- GROUNDWATER MONITORING WELL
- STORM SEWER OUTFALL
- TAX BLOCK
- STRUCTURE

Proposed Removal Depths:

- REC LOCATION (APPROXIMATE)
- 1 FT REMOVAL DEPTH
- 2 FT REMOVAL DEPTH
- 6 FT REMOVAL DEPTH
- 10 FT REMOVAL DEPTH
- STORM SEWER
- PRE-1950 SHORELINE

Lockheed Martin Middle River Complex
Middle River, Maryland

0 30 60 120 Feet

N

DATE MODIFIED: 9/21/09

CREATED BY: MP

Tetra Tech, Inc.

Map Document: (K:\GProject\middle_river\Maps\Proposed DPT\Block E Soil Sample Locations 9 21 09.mxd)
9/21/2009 -- 12:00:52 PM

Map Document: (K:\GProject\middle_river\Maps\sediment_sample_locations 8 06 09 A.mxd) 8/7/2009

IL- 29
IL- 28
IL- 26
IL- 27
IL- 11
IL- 21
JB-1
IL- 10
IL- 22
IL- 8
MH- 12
IL- 9
48" DIA
CMP
IL- 13
IL- 12
IL- 12A
IL-14
MH-11
IL- 16
IL- 7
IL- 23
IL- 24
IL- 15
IL- 6
IL- 5
FORMER BUILDING "D"
IL- 4
Outfall 07
24" DIA
CMP
MH- 10
(IL-3)
Buried
BLOCK E
Outfall 09
IL- 25
MH- 9
MH- 8
MH- 7
IL- 20
MH- 7A
IL- 2
30" DIA
CMP
MH- 4
IL- 19
IL- 1
IL- 18
30" DIA
RCP
Outfall 06
TILLEY CHEMICAL
COMPANY
IL- 17
24" DIA
CMP
Outfall 08
CHESAPEAKE PARK PLAZA
IL- 30
30" DIA
CULVERT
MH- 3
MH- 2
30" DIA
CULVERT
30" DIA
RCP
DARK HEAD COVE
MH- 1
Outfall 05

FIGURE 3-2

STORM SEWER LOCATION MAP
TAX BLOCK E

Legend

- Hydrant
- Storm Sewer Inlet
- Water Valve Manhole
- Storm Sewer Manhole
- Storm Sewer Outfall
- Junction Box
- Flow Direction
- Storm Sewer Line
- Property Line
- Fence
- Railroad Tracks
- Parcel Boundary

IL-18 = Storm Sewer Inlet Designation
MH-1= Storm Sewer Manhole Designation

Lockheed Martin Middle River Complex
Middle River, Maryland

0 50 100 200 Feet

N

DATE MODIFIED: 8/06/09

CREATED BY: MP

Tetra Tech, Inc.

Section 4
Investigation Results

The following section presents the results of the soil boring and storm sewer investigations. The purpose of this investigation was to obtain sufficient soil and sediment data to delineate the areas of concern in Tax Block E and the associated storm sewers and pipelines to further develop and compare alternative remedial actions.

4.1 SOIL INVESTIGATION

A total of 40 soil borings (31 during the first phase and 9 during the second phase) were advanced using DPT in the targeted area designated as REC #1 (i.e., within the boundaries of removal Area A defined in the April 2008 RAP and shown on Figure 3-1) where the horizontal extent of PCB contamination was not completely bounded and the vertical extent of PCB contamination at shallow depth (i.e., 1 to 2 feet bgs depth interval) was unknown.

The analytical results received from the laboratory underwent Level IV data validation procedures in accordance with USEPA Region III protocols to ensure that the generated laboratory data were valid and accurate for the project objectives. PCBs detected during the investigation were compared to the MDE published cleanup standards to determine if the cleanup standards had been exceeded.

Five samples per boring were collected. Of the five samples, the first three intervals were analyzed as listed in Section 3, Table 3-2. The results were compared to both MDE residential and non-residential criteria and the preliminary Block E cleanup criteria. The summary of detected concentrations in surface and subsurface soil and concrete are presented in Table E-1 (Appendix E). The analytical results and validation reports are enclosed in Appendix E.

A total of 161 soil samples including duplicates were collected from the soil borings and analyzed at the fixed-base laboratory. The chemical results confirmed the presence of Aroclor-1260 in 56 soil samples. The sample results shown in Figure 4-1 confirm the presence of PCBs in soil samples collected in Block E.

All of the slab joint samples had detectable concentrations of PCBs. Sample SB-546A (SJ) (9,600 µg/kg) exceeded the MDE residential criterion of 320 µg/kg and the preliminary Block E PCB cleanup goal of 3,200 µg/kg and two slab joint samples, SB-541A (490 µg/kg) and SB-543A (940 µg/kg), exceeded the MDE residential criterion of 320 µg/kg. Detections in these three were in the slab joint, 0-0.5 foot and 0.5-1 foot intervals.

Total Aroclor concentrations in soils ranged from non-detect to a maximum of 300,000 µg/kg (SB-569 0-0.5). Aroclor-1260 was detected consistently in surficial soil samples across the site at the former Building D locations. There were a total of 12 soil samples that exceeded the MDE residential criterion of 320 µg/kg and the preliminary Block E PCB cleanup goal of 3,200 µg/kg. Several detections at deeper depths, including SB-555A-12 (710 µg/kg), SB-555A-14 (38 µg/kg), and SB-570A-10 (34 µg/kg), had total PCB concentrations that did not exceed the preliminary cleanup goal, however the PCB concentrations for SB-55A-12 exceeded the MDE residential criterion of 320 µg/kg.

4.2 STORM SEWER CONDITION SURVEY

The results of the condition survey are summarized in Table 4-1. Table 4-1 lists inlets, manholes, and connecting pipes for each outfall system inspected. Results of the surveys are summarized for each structure. Several lines could not be inspected due to collapsed inlets, backfilled manholes, in-line obstructions (e.g., sediment or rocks), or flooded pipes.

4.2.1 Outfall 05

The Outfall 05 storm water system is constructed of rectangular, brick and mortar inlet boxes with steel grate covers, brick and mortar manholes with solid covers, and circular, unreinforced,

concrete pipe conduits. Conduit sizes for the system range from 18-inches in diameter at upstream inlets IL-19 and IL-20 to 32-inches in diameter at downstream manholes MH-3, MH-2, and MH-1.

The inspections of inlets IL-19 and IL-20 indicate partial inlet box collapse at both inlets and the presence of continuous coarse sediment in the 18-inch diameter concrete pipe. The portion of the pipe that was surveyed (0.0 to 5.5 feet downstream from IL-20) is in good condition with no cracking or leaks. However, the survey was terminated at 5.5 feet downstream of IL-20 due to an obstruction in the line (i.e., concrete block).

A substantial portion of this system could not be inspected with the crawler camera due to filled or collapsed manholes/inlets, pipeline obstructions, saturated mud, or flooded pipes. Manholes MH-1, MH-2, and MH-3 contain several inches of saturated, soft mud that prevented the use of the camera at these locations. In-line surveys could not be conducted for IL-17 and the connecting section between inlet IL-18 and MH-3 due to flooded pipes. Approximately 6 inches of soft sediment is present at the bottom of IL-17. Furthermore, manholes MH-4 and MH-7 are filled with soil/sediment; therefore, surveys could not be conducted at these locations. Surface features of these inlets/manholes were photo-documented using the crawler camera and are included as videos in Appendix C.

4.2.2 Outfall 06

The Outfall 06 storm water system is constructed of rectangular, brick and mortar inlet boxes with steel grate covers, brick and mortar manholes with solid covers, and circular, unreinforced, concrete pipe conduits. Corrugated steel conduits connect IL-10 and IL-11 and IL-11 to IL-21. Conduit sizes for the system range from 12-inches in diameter at upstream inlets IL-10 and IL-11 to 32-inches in diameter at downstream inlet IL-25 to Outfall 06.

The north-south branch of Outfall 06 runs beneath the median of Chesapeake Park Plaza from Outfall 06 to inlet IL-10 located in the northeast corner of Block E. The survey revealed that the inlets and conduits are in good condition in this part of the system. With the exception of IL-11, all inlets have steel grate covers that are in good condition and free of obstructions. IL-11 is a

2.5-foot by 2.5-foot brick and concrete box covered by a concrete cover. The IL-11 inlet box and cover are in good condition. Most inlets contain little or no sediment with the exception of the presence of some brick debris in inlet IL-10. Small longitudinal cracks were observed at the top of the pipes at several joints in the main line between inlets IL-9 and IL-25. Incrustation and groundwater infiltration were also observed at most joints along this portion of the system. Sediment accumulations were typically present in the 5 to 7 o'clock positions (i.e., circumferential location) along several stretches of the line viewing downstream between IL-9 and IL-25. The survey for IL-24 to IL-25 was terminated at 104 feet downstream of IL-24 due to the presence of high water. Sediment was also reported in the pipes connecting IL-23 to IL-24 and IL-11 to IL-10. There is one medium joint separation (less than 1 inch) reported at 12.4 feet from IL-23 in the conduit connecting IL-23 and IL-24. Groundwater was not observed infiltrating the pipeline at this location.

The east-west branch of Outfall 06 runs from inlet IL-9 located in the median of Chesapeake Park Plaza to inlet IL-16 located in the north-central corner of Block E. The survey revealed that inlets IL-8, IL-12, IL-14, and IL-16 are in good condition. IL-12 demonstrated brick separation on two end walls due to differential settling. These four inlets contain little or no sediment, and have steel grate covers that are in good condition and free of obstructions. Inlets IL-12A, IL-13, and IL-15 do not have grates. These inlet boxes are partially collapsed and are filled with rocks, soil and trash. However, water was observed to flow through these inlets during the survey and sampling event. Surveys could not be conducted at these locations because the pipes were partially blocked by soil and/or debris.

Pipes surveyed from IL-9 to IL-12 are generally in good condition. Incrustations (i.e., mineral accumulations from water seepage) were observed at several joints along this portion of the system. Sediment accumulations were observed in piping between IL-8, IL-12A, and IL-12. The survey could not be conducted for the line west of IL-12 due to flooded pipes, collapsed inlets, and pipe obstructions.

4.2.3 Outfall 08

The Outfall 08 storm water system is constructed of rectangular, brick and mortar inlet boxes with steel grate covers, brick and mortar manholes with solid covers, buried manholes, and circular, unreinforced, concrete pipe conduits. Conduit sizes for the system range from 18-inches in diameter at upstream inlet IL-20 and IL-19 to 24-inches in diameter from IL-2 to Outfall 08.

The Outfall 08 system runs north-south along the eastern portion of Block E. It extends from Outfall 08 to the south to IL-7 to the north. The Outfall 08 system also receives discharges at MH-10 (IL-3) from the MH-9/MH-8 line. The survey revealed that the inlets and conduit from IL-2 to IL-7 are in good condition. All inlets along the north-south line have steel grate covers that are in good condition and free of obstructions. These inlets contain little or no sediment. IL-4 and IL-6 are small, 13-inch by 13-inch, steel-grated inlets that do not have inlet boxes but feed directly into the top of the underlying storm sewer pipe. Medium joint separations (1 to 2 inches), fine root infiltration, and sediment were reported in the main line between MH-10 (IL-3) and IL-2. Medium joint separations, groundwater infiltration, and sediment are located between MH-10 (IL-3) and IL-4. The 15-inch diameter pipe connecting IL-5 to IL-23 is nearly full of sediment, and gravel, fines and brick fragments are present in the pipes connecting IL-4 to IL-5, IL-5 to IL-6 and IL-6 to IL-7. Joint offsets, a joint separation, and sediment were observed in the 12-inch diameters pipe from MH-10 (IL-3) to MH-9. However, the survey was terminated at 50.3 feet west (upstream) of MH-10 (IL-3) due to the presence of large rocks completely blocking MH-9. MH-9 is backfilled with large rocks. MH-9 and MH-8 are buried and have not been located at the ground surface. The video survey confirms the presence of MH-9, and water at MH-9 was observed to be flowing from the west (i.e., from manhole MH-8 direction) through the rocks at MH-9 and towards MH-10 (IL-3). The location of MH-8 could not be confirmed because of the pipe blockage at MH-9 and backfilled manholes MH-7 and MH-4.

4.3 STORM SEWER SEDIMENT SAMPLING

In the following sections, the chemical analytical results for sediment samples are compared to preliminary sediment cleanup goals developed as part of the Block E RAP. The preliminary

sediment cleanup goals were selected for the storm sewer sediments because these sediments may act as a continuing source of sediment contamination in Dark Head Cove. The preliminary cleanup goals for sediment COCs are 1,000 µg/kg for PCBs, 700 µg/kg for BaPEq, 8 mg/kg for cadmium and 138 mg/kg for chromium. The preliminary cleanup goals for cadmium and chromium were based on the maximum concentrations detected in background sediment samples. Non-COCs for storm sewer sediment samples are compared to human health screening levels previously used as part of a risk assessment conducted for Dark Head Cove sediments (Tetra Tech, 2009). Results for sediment samples analyzed for TCLP organic/inorganic constituents and RCRA characteristics are compared to concentrations and limits that are used to determine whether a material is considered to be a RCRA hazardous waste in accordance with federal and state regulations (Code of Federal Regulations Chapter 40, Part 261 and Code of Maryland Regulations, Title 26, Subtitle 13, Chapter 02, Regulation 03). These results are used as a guidance for evaluating potential disposal methods for the sediment in the RAP.

Sediment samples were collected from 20 storm sewer inlets and manholes and one apparent water valve vault. The summary of detected concentrations in the sediment samples are presented in Table E-2 (Appendix E) and the validation reports are provided in Appendix E. Figures 4-2 and 4-3 show the results for PCBs and BaPEq's for the samples. The BaPEq concentration represents the combined effects of multiple carcinogenic PAHs detected at the site.

The sample results shown in Figure 4-2 confirm the presence of PCBs in nearly all storm sewer sediment samples collected in Block E. The greatest concentrations of total PCBs (total of all detected Aroclors) were reported for samples collected in the southern portion of the site in the Outfall 05 system. From downstream to upstream in Outfall 05, the greatest PCB concentrations include sample MHSD-3 (91,000 µg/kg), ILSD-18 (102,000 µg/kg), and MHSD-4 (31,000 µg/kg). All total PCB concentrations for the Outfall 05 system exceed the preliminary sediment cleanup criterion of 1,000 µg/kg, and all Outfall 05 samples, except MHSD-2, exceed a concentration of 10,000 µg/kg.

The next highest total PCB concentrations for the storm sewer sediment samples ranged from 42,000 µg/kg at ILSD-19 to 16,000 µg/kg at ILSD-20 in the eastern portion of the Outfall 05

storm sewer line. PCB concentrations in sediment also exceed the preliminary PCB cleanup goal at ILSD-17 and MHSD-7A. At the time of sampling, ILSD-17 was full of water and contained approximately 6 inches of soft sediment at its base. Therefore, inlet and outlet pipes could not be located or identified as part of the sampling or condition survey. However, storm sewer utility maps indicate that IL-17 drains to MH-4 (Baltimore County, 1977). MHSD-7A contains a water valve or other type of valve and does not appear to be associated with the storm water system. However, a sediment sample was collected to evaluate the presence of contaminants in this subsurface structure.

The sample results shown in Figure 4-3 confirm the presence of carcinogenic PAHs in all storm sewer sediment samples collected in Block E. Based on the investigation, BaPEq concentrations for all but three of the storm sewer sediment samples exceed the preliminary sediment cleanup goal of 700 µg/kg. The greatest concentrations of BaPEq were reported for samples collected in the eastern and northeastern portions of the Block E and upstream of Outfalls 06 and 08. BaPEq concentrations in storm sewer sediment ranged from 332 µg/kg at ILSD-24 (Chesapeake Park Plaza) to a maximum of 139,052 µg/kg at ILSD-4.

Concentrations of cadmium in three samples (ILSD-4, ILSD-7 and ILSD-18) and chromium in one sample (ILSD-4) exceeded the preliminary cleanup goals of 8 and 138 mg/kg, respectively. Non-COC metals exceeding the sediment screening criteria are arsenic (11 exceedances), cobalt (7 exceedances), iron (3 exceedances), antimony (1 exceedance), lead (1 exceedance), manganese (1 exceedance) and vanadium (1 exceedance).

Low concentrations of VOCs were detected in several of the sediment samples. With the exception of sample ILSD-17, all are trace to low concentrations of VOCs that do exceed the sediment screening criteria and do not indicate the presence of sediment-based VOC contaminant sources. The highest concentrations of a VOC were reported for chlorobenzene with concentrations ranging from 0.52 µg/kg at MHSD-7A to 2,500 µg/kg at MHSD-4. Sediment samples with the greatest number and overall greatest concentrations of VOCs (primarily benzene isomers) include ILSD-17, MHSD-4 and ILSD-18 located in the Outfall 05 drainage area in the southern portion of Block E. These samples are followed by MHSD-7 and MHSD-2 in terms of

number and concentrations of VOCs. Many of the VOCs detected in sample ILSD-17 were also reported in samples collected at downstream locations MHSD-4, ILSD-18, MHSD-2, and MHSD-7. TCE was detected in six Outfall 08 inlet sediment samples (ILSD-4, ILSD-8, ILSD-12, ILSD-14, ILSD-15 and ILSD-24) with concentrations ranging from 0.58 µg/kg at ILSD-14 to 37 µg/kg at ILSD-8. Trace to low concentrations of TCE degradation products (e.g., dichloroethenes, vinyl chloride, etc.) were typically co-located with these TCE detections. These inlets are located in the vicinity of the groundwater Eastern TCE Plume and indicate that the storm sewer system may be a potential pathway for migration of TCE from groundwater, into the storm sewer pipe, and ultimately to surface water.

TCLP organic and inorganic and RCRA characteristics were analyzed for six of the sediment samples to assess whether the sediment is a RCRA hazardous waste in accordance with federal and state regulations, and to evaluate potential disposal methods. The samples analyzed for TCLP/RCRA included locations in Outfall 05 (samples ILSD-18, MHSD-2 and MHSD-4) and Outfall 08 (samples ILSD-10, ILSD11, and ILSD-24). These locations represent outfalls either containing a large portion of the sediment that may require removal and offsite disposal (e.g., backfilled manhole MH-4 or ILSD-24, which is the end inlet for the sediment-filled pipe between IL-5 and IL-23) or whether potentially contaminated or sludge-like sediments were observed (e.g., MHSD-2, ILSD-11, and ILSD-18). The results of the TCLP and RCRA characteristics analyzes indicate that the sediments in the Block E storm sewer system would not need to be handled and disposed of as a RCRA hazardous waste. However, some of the sediments would be considered PCB-containing wastes and would be required to be handled in accordance with the TSCA (40 CFR 761). RCRA requirements would only apply to PCBs in a non-liquid hazardous waste at concentrations greater than 1,000 mg/kg (i.e., 1,000,000 µg/kg). Soils contaminated with PCBs at a concentration above 50 mg/kg would require disposal at a chemical waste landfill, incinerated, or another accepted technology (USEPA, 1990).

Table 4-1

Summary of Storm Sewer Survey
Block E
Lockheed Martin Middle River Complex, Middle River, Maryland

Structure Designation	Survey Length (Feet)	Size/Dimensions	Construction	Sediment	Crack/ Leaks	Comments
OUTFALL 05						
Pipe: MH-1 and MH-2 to Outfall 05	--	Circular; 32 in. dia	Concrete	--	--	No survey conducted due to deep mud in manholes.
MH-1	--	Circular	Concrete/brick	Several inches of mud.	--	No survey conducted due to deep mud.
Pipe: MH-3 to MH-1	--	Circular; 32 in. dia	Concrete	--	--	No survey conducted due to deep mud in manholes.
MH-3	--	Circular	Concrete/brick	Several inches of mud.	--	No survey conducted due to deep mud.
MH-2	--	Circular	Concrete/brick	Several inches of mud.	--	No survey conducted due to deep mud.
Pipe: MH-3 to MH-2	--	Circular; 32 in. dia	Concrete	--	--	No survey conducted due to deep mud in manholes.
Pipe: IL-18 to MH-3	--	Circular	Concrete	--	--	No survey due to flooded pipe at IL-18 and deep mud at MH-3.
IL-18	--	Rectangular 18 in. by 24 in. Depth: 5.0 ft	Brick; steel grate	Several inches at bottom.	--	Good condition; standing water at bottom; flooded pipe.
Pipe: MH-4 to IL-18	--	Circular; 15 in. dia.	Concrete	--	--	No survey due to blocked pipe at MH-4 and flooded pipe at IL-18.
MH-4	--	Circular	Concrete/brick	Filled with silt/sand to 8 inches below lip.	--	Manhole is filled with sediment to approximately 8 inches below the MH lip.
Pipe: MH-4 to MH-7	--	--	--	--	--	No survey due to filled manholes MH-4 and MH-7.
MH-7	--	Circular	Concrete/brick	Filled with sediment to 3.7 ft below lip.	--	Manhole is filled with sediment to approximately 3.7 ft below lip and standing water to 1.9 ft below lip.
Pipe: MH-7 to IL-19	--	--	--	--	--	No survey due to backfilled manhole MH-7 and collapsed inlet IL-19.
IL-19	--	Rectangular 18 in. by 30 in. BD=24 in.	Brick; steel grate	Partially collapsed inlet with soil and bricks in inlet.	Partially collapsed inlet.	Partially collapsed inlet, loose bricks, rocks, soil and debris.
Pipe: IL-20 to IL-19	5.5	Circular; 15 in. dia.	Concrete	Coarse sediment 0.0 to 5.5 ft (CL=5 to 7).	None	Survey abandoned after 5.5 feet from IL-20 due to blockage by concrete block; Pipe condition is good.
IL-20	--	Rectangular 18 in. by 30 in. BD=24 in.	Brick; steel grate	Partially collapsed inlet with soil and bricks in inlet.	Partially collapsed inlet.	Partially collapsed inlet, loose bricks, rocks, soil and debris.
Pipe: IL-19 to IL-18	--	Circular; 15 in. dia.	Concrete	--	--	Survey not conducted due to collapsed inlet at IL-19 and flooded pipe at IL-18.
IL-17	--	Rectangular 18 in. by 30 in. BD=5.25 ft	Brick; steel grate	Approximately 6 in.	--	Standing water and sediment in bottom of inlet; Discharge pipe not observed.
OUTFALL 06						
Outfall 06 - North-South Branch at Block E East						
Outfall 06	--	Circular, 32 in. dia.	Concrete	--	--	Survey could not be conducted due to flooded pipe.
Pipe: IL-25 to Outfall 06	--	Circular, 32 in. dia	Concrete	--	--	Survey could not be conducted due to flooded pipe.
IL-25	--	Rectangular; 18 in. by 24 in.	Brick; steel grate	Little to no sediment.	--	
Pipe: IL-24 to IL-25	104.1	Circular; 32 in. dia.	Concrete	0 to 45 ft periodic fine sediment (CL=6) 89.3 ft (CL=7 to 5) 104 ft (CL=7 to 5)	Small longitudinal cracks at CL=12 at several joints. Incrustation(1) and groundwater infiltration at most joints.	Survey terminated at 104.1 feet due to flooded pipe.
IL-24	--	Rectangular; 18 in. by 24 in. BD = 7.3 ft.	Brick; Steel grate	Some sediment.	--	

Table 4-1

Summary of Storm Sewer Survey
Block E
Lockheed Martin Middle River Complex, Middle River, Maryland

Structure Designation	Survey Length (Feet)	Size/Dimensions	Construction	Sediment	Crack/ Leaks	Comments
Pipe: IL-9 to IL-24	236.8	Circular; 32 in. dia.	Concrete	70 to 85 ft (CL=7 to 5). 215 to 230 ft (CL=7 to 5).	Small longitudinal cracks at CL=12 at several joints. Incrustation and groundwater infiltration at most joints.	
IL-9	--	Rectangular; 18 in. by 24 in. BD = 5.4 ft.	Brick; steel grate	Little to no sediment.	--	
Pipe: IL-23 to IL-24	25.3	Circular; 18 in. dia.	Concrete	0 to 22.5 ft (CL=7 to 5).	Separated joint at 12.4 feet. Incrustation at several joints.	
IL-23	--	Rectangular; 18 in. by 24 in. BD = 7.3 ft.	Brick; steel grate	Little sediment.	--	
IL-21	--	Rectangular; 18 in. by 24 in.	Brick; steel grate	Little to no sediment.	--	
Pipe: IL-11 to IL-21	19.6	Circular, 12 in. dia.	Corrugated steel	Fines (silt/clay) (CL=6).	Incrustation: 2.9 ft (CL=5 to 7)	Slight interior corrosion.
IL-11	--	Rectangular; 4 ft by 4 ft. BD = 5.6 ft	Brick; concrete cover	Less than 1 inch of sediment is present at bottom.	--	
Pipe: IL-11 to IL-10	11.7	Circular, 12 in. dia.	Corrugated steel	Sediment from 0.0 to 11.7 feet (CL=7 to 5).	Incrustations at joints 2.5 to 11.7 feet; CL=7 to 5	
IL-10	--	Rectangular; 24 in. by 30 in. BD = 2.7 ft	Brick; steel grate	Little sediment; bricks/debris.	--	Bricks and debris in inlet box.
IL-9 to JB-1	39.4	Circular; 32 in dia.	Concrete	Little to no sediment.	Joint incrustations: 6 ft (CL= 7 to 5) 22 ft (CL=5 to 5) Joint separation: 31.2 ft Hole in pipe: 35.6 ft (CL=12) at joint Longitudinal crack: 36.9 ft (CL=12)	Pipe crosses junction box JB-1 (CL=11 to 1).
Pipe: IL-21 to JB-1	56.7	Circular; 24 in. dia.	Concrete	Brick at 20.3 ft (CL=6). Fines, gravel at 20.3 to 56.7 (CL=5 to 7).	Joint incrustations: 6.0 ft (CL= 7 to 5) 18 ft (CL=3 to 9) 10 ft (CL=7 to 5) 30 ft (CL= 7 to 5) 14 ft (CL=3 to 9) 50 ft (CL=7 to 5) Infiltration: 44.4 ft (CL=7 to 5) at joint	Pipe crosses junction box JB-1 (CL=11 to 1).
Outfall 06 - East-West Branch at Block E North						
Pipe: IL-22 to JB-1	--	Circular; 15 in. dia.	Concrete	Gravel and fines at 0.0 ft (CL=5 to 7).	--	Pipe is present in bottom of line 10% obstruction (CL=5 to 7); Survey not conducted due to presence of pipe in bottom of line.
IL-22	--	Rectangular; 24 in. by 30 in. BD = 2.9 ft	Brick; steel grate	Little to no sediment.	--	External pipe exposed at top of inlet (CL=11 to 1).
Pipe: IL-8 to IL22	22.1	Circular; 15 in dia.	Concrete	Little to no sediment.	Joint incrustations: 2.8 ft (CL= 7 to 9) 6.5 ft (CL=7 to 11) 11.1 ft Continuous	Pipeline generally in good condition. External pipe exposed at top of IL-22 (CL=11 to 1).
IL-8	--	Rectangular; 24 in. by 30 in.	Brick; steel grate	Little sediment in inlet.	None observed.	

Table 4-1

Summary of Storm Sewer Survey
Block E
Lockheed Martin Middle River Complex, Middle River, Maryland

Structure Designation	Survey Length (Feet)	Size/Dimensions	Construction	Sediment	Crack/ Leaks	Comments
		BD = 3.7 ft				
Pipe: IL-8 to IL-12A	55.5	Circular; 15 in dia.	Concrete	Fines from 0.0 to 6.2 ft (CL=5 to 7). Fines, gravel and cobbles 6.2 to 22 ft (CL=5 to 7). Fines and gravel 30.3 to 39 feet (CL=5 to 7).	Joint incrustations: 2.3 ft (CL=3 to 5) 22.7 ft (CL=7 to 5)	Pipe generally in good condition.
IL-12A	--	Rectangular; 24 in. by 30 in. BD = 2.9 ft	Brick; No cover; inlet covered with wood panel	No sediment.	--	Inlet collapsed; grate is missing.
Pipe: IL-12A to IL-12	13.3	Circular; 15 in. dia.	Concrete	Fines from 2.5 to 8.6 ft (CL=5 to 7). Gravel and brick-size rocks from 8.6 to 13.3 ft (CL=5 to 7).	None observed.	Survey was terminated at 13.3 feet due to presence of large rocks.
Pipe: IL-16 to IL-12	--	Circular; 15 in dia.	Concrete	--	--	Survey could not be conducted due to collapsed inlets, obstructed pipes, and/or flooded pipes.
IL-12	--	Rectangular; 24 in. by 30 in. BD = 2.90 ft	Brick; steel grate	Little sediment in inlet.	Brick separation/fracturing on two end walls due to differential settling of inlet box.	Inlet partially filled with water.
IL-13	--	Collapsed inlet; dimension could not be determined	Brick, grate is missing	Sediment not present.	Side walls appeared to have collapsed; Bottom condition could not be evaluated.	Collapsed inlet; no grate present; concrete and rocks inside of inlet box.
IL-14	--	Circular; BD = 3.5 ft	Brick; steel grate	6 inches of sediment in inlet box.	No cracking/leaks observed.	Inlet box in good condition.
IL-15	--	Collapsed inlet; dimension could not be determined BD= 4 ft (approx)	Brick; grate is missing	Several feet of soil, brick and debris in inlet.	Side walls appeared to have collapsed; Bottom condition could not be observed but flowing water was observed.	Collapsed inlet; soil, brick and debris in inlet that partially covers pipe; pipe is visible and flowing water was observed.
IL-16	--	Rectangular; 24 in. by 30 in. BD = 2.7 ft	Brick; steel grate	Little sediment present.	No cracking/leaks observed.	Inlet box in good condition.
OUTFALL 08						
Outfall 08	--	24 in. dia.	Concrete			Outfall submerged; no survey conducted.
IL-1	--	Rectangular; 24 in. by 30 in. BD = ft	Brick; steel grate	Little to no sediment.	None observed.	
IL-2	--	Rectangular; 24 in. by 30 in. BD = ft	Brick; steel grate	Little to no sediment.	None observed.	
Pipe: MH-10 (IL-3) to IL-2	105.8	Circular; 18 in dia.	Concrete	Sediment/debris at 22.8 ft (CL=5 to 7).	Joint separation: 19.9 ft at joint – medium 27.4 ft at joint – medium 47.2 ft at joint – medium Fine root infiltration at most joints from 67 to 105 ft.	Survey was terminated at 105.8 feet south of MH-10 due to obstruction in line.
MH-10 (IL-3)	--	Rectangular; 24 in. by 30 in. BD = 4.4 ft	Brick; steel grate	Little to no sediment.	None observed.	This inlet was initially designated as a manhole based on an approximate location of a manhole from a utility map. Feature is an inlet and is co-designated as IL-3.

Table 4-1

Summary of Storm Sewer Survey
Block E
Lockheed Martin Middle River Complex, Middle River, Maryland

Structure Designation	Survey Length (Feet)	Size/Dimensions	Construction	Sediment	Crack/ Leaks	Comments
Pipe: MH-10 to IL-4	28.9	Circular; 18 in dia.	Concrete	Gravel, fines 0.0 to 28.9 ft (CL=5 to 7).	Joint separation: 15.8 ft at joint – medium 20.2 ft at joint – medium 24.2 ft at joint – medium Infiltration: 0.0 ft - flowing water (CL=8 to 9) 20.2 ft – weeping (CL=3 to 5)	Survey was terminated at 28.9 feet due to sediment in line.
IL-4	--	Rectangular; 13 in by 13 in.	Steel grate	Grate and drop pipe are full of sediment to ground surface.	--	Grate and drop pipe with no inlet box. Sediment not sampled.
Pipe: IL-4 to IL-5	6.9	Circular; 15 in dia.	Concrete	Gravel, fines 0.0 to 6.9 ft.	None observed.	Survey terminated due to sediment. Pipe in good condition.
IL-5	--	Rectangular; 24 in. by 30 in. BD = 3.9 ft	Brick; steel grate	Little sediment.	None observed.	
Pipe: IL-5 to IL-23	--	Circular; 15 in dia.	Concrete	Pipe is nearly full of sediment.	--	Survey terminated at 0.0 ft due to sediment.
Pipe: IL-5 to IL-6	34.3	Circular; 15 in dia.	Concrete	Gravel, fines 2.0 to 34.3 feet (CL=5 to 7). Bricks and sediment at 34.3 ft (CL=5 to 7).	None observed.	Survey terminated at 34.3 ft due to bricks.
IL-6	--	Rectangular; 13 in. by 13 in.	Steel grate	Grate and drop pipe are full of sediment to ground surface.	--	Grate and drop pipe with no inlet box. Sediment not sampled.
Pipe: IL-6 to IL-7	2.4	Circular; 18 in. dia.	Concrete	Cobbles, gravels, fines at 0.0 ft.	--	Survey was terminated at 2.4 ft due to sediment obstruction.
IL-7	--	Rectangular; 24 in. by 30 in. BD = 2.9 ft	Brick; steel grate	Little sediment present.	None observed.	
Pipe: MH-10 to MH-9	50.3	Circular; 12 in. dia.	Concrete	Gravel, fines 0.0 to 50.3 ft (CL=5 to 7).	Joint separation: 2.2 ft at joint – medium Joint offset: 6.1 ft at joint – medium 9.7 ft at joint – medium 13.8 ft at joint – medium	Survey terminated at 50.3 ft due to complete blockage of pipe with large cobbles/rocks. However, water was observed to be flowing through the coarse material from what is assumed to be the pipeline west of MH-9. Length 50.3 ft appears to be location of buried manhole MH-9. MH-9 is backfilled with rocks and is buried at the ground surface (i.e., not visible from ground surface).
MH-8, MH-9	--	--	--	MH-9 is backfilled with cobbles and rocks.	--	Both manholes are buried at the ground surface (not visible from ground surface). MH-9 was discovered during the MH-10 (IL-3) pipe video inspection. MH-8 and the pipe from MH-9 to MH-8 could not be inspected due to a blocked pipe and buried manholes.

(1) Incrustations are mineral accumulations from water seepage
BD = Bottom depth in feet
CL = Circumferential Location (based on clock locations 1 through 12)
dia = diameter
ft = feet
IL = Inlet
In = Inch or inches
MH = Manhole
-- = Not applicable or not available

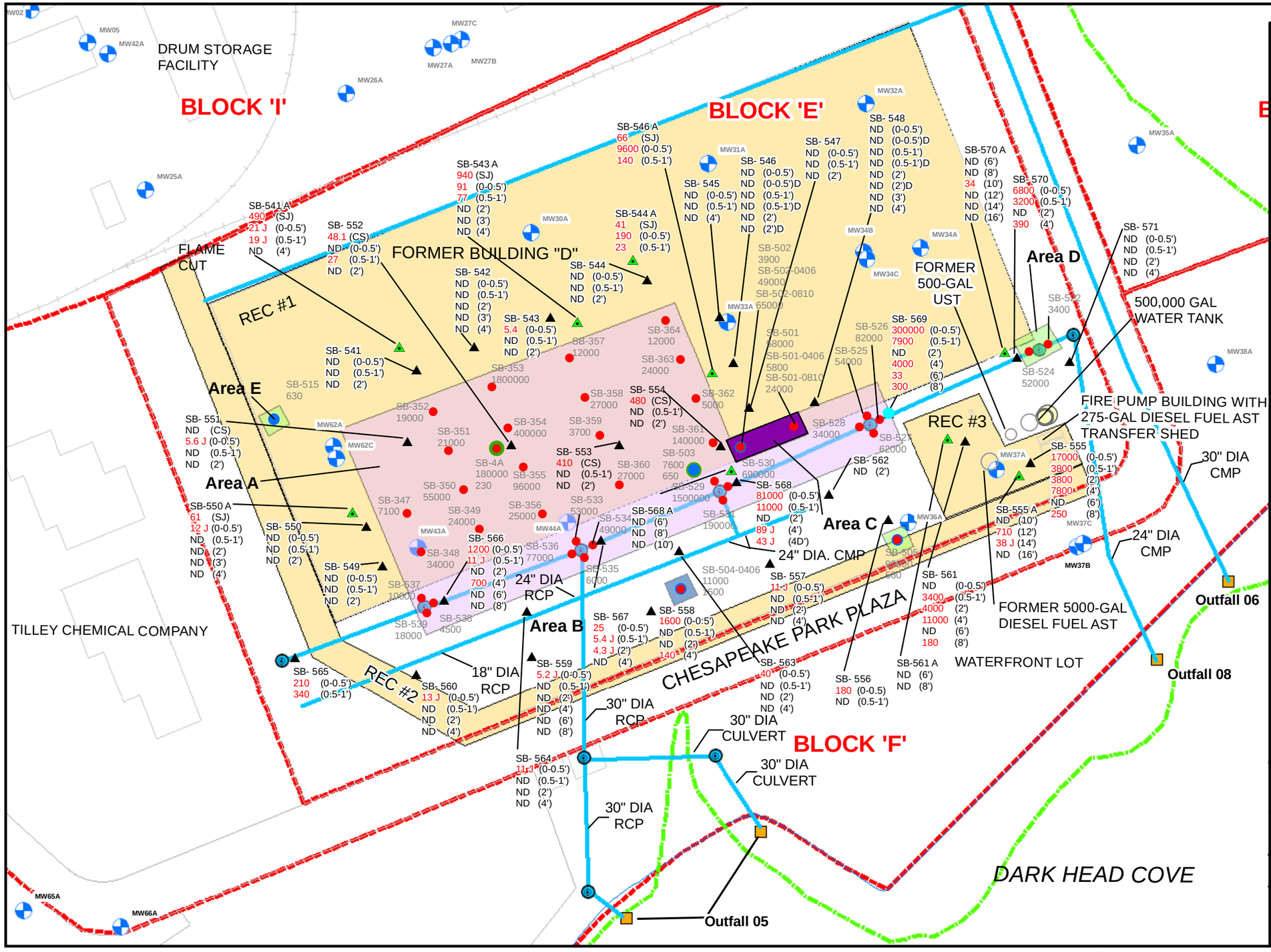

FIGURE 4-1

SOIL CONCENTRATIONS TAX BLOCK E

LEGEND

- SB- 341A — PHASE II INVESTIGATION (NOV 2008)
- SB- 542 — PHASE I DPT SOIL BORING (OCT 2008)
- GROUNDWATER MONITORING WELL
- AROCLOR-1260 (PCB) CONCENTRATION (ug/kg)
- BENZO(A)PYRENE EQUIVALENTS (BaPEq) CONCENTRATION (ug/kg)
- TPH-DRO/GRO CONCENTRATION (mg/kg)
- STORM SEWER MANHOLE (SEDIMENT SAMPLE LOCATION)
- STORM SEWER OUTFALL
- TAX BLOCK
- STRUCTURE
- REC LOCATION (APPROXIMATE)

Proposed Removal Depths:

- 1 FT REMOVAL DEPTH
- 2 FT REMOVAL DEPTH
- 6 FT REMOVAL DEPTH
- 10 FT REMOVAL DEPTH
- STORM SEWER
- PRE-1950 SHORELINE

SB-345 THROUGH SB-364 - SURFACE SOILS
SB-521 THROUGH SB-540 - SURFACE SOILS
SB-544A (SJ) = Slab Joint
SB-542 (CS) = Concrete Sample
CLEANUP GOAL FOR BENZO(A)PYRENE EQUIVALENTS (BaPEq) IS 150 ug/kg
CLEANUP GOAL FOR PCB IS 3200 ug/kg
CLEANUP GOAL FOR TPH-DRO/GRO IS 230 mg/kg

Lockheed Martin Middle River Complex
Middle River, Maryland

0 30 60 120 Feet

N

DATE MODIFIED: 8/25/09

CREATED BY: MP

Tetra Tech, Inc.

Map Document: (K:\GProject\middle_river\Maps\Proposed DPT\Proposed Block E Soil Sample Locations D 9 21 09.mxd) 9/21/2009

Map Document: (K:\GProject\middle_river\Maps\sediment_sample_locations 8 06 09 PCB.mxd) 8/7/2009

ILSD- 11
Aroclor- 1260 1600

ILSD- 10
Aroclor- 1260 690

ILSD-14
Aroclor- 1260 900
ILSD-14-D
Aroclor- 1260 960

ILSD- 8
Aroclor- 1260 4900

IL- 21

JB- 1

IL- 22

ILSD- 9
Aroclor- 1260 650

MH- 12

ILSD- 23
Aroclor- 1260 810

IL- 12A

IL- 13

ILSD- 12
ND

ILSD- 7
Aroclor- 1260 320

MH-11

Outfall 07

ILSD- 15
Aroclor- 1260 2000

ILSD- 16
ND

IL- 6

ILSD- 24
ND

ILSD- 4 (IL-5)
Aroclor- 1260 2400

FORMER BUILDING "D"

IL- 4

MH- 10
(IL-3)

BLOCK E

Buried

MHSD- 7A
Aroclor- 1260 14000

ILSD- 20
Aroclor- 1260 16000

MH- 9

MH- 8

IL- 25

Outfall 09

MHSD- 4
Aroclor- 1260 31000

MHSD- 7
Aroclor- 1260 15000
Aroclor- 1248 10000

IL- 2

IL- 1

ILSD- 18
Aroclor- 1260 73000
Aroclor- 1248 29000

ILSD- 19
Aroclor- 1260 42000

Outfall 06

Outfall 08

CHESAPEAKE PARK PLAZA

ILSD- 17
Aroclor- 1260 16000

MHSD- 3
Aroclor- 1260 91000

IL- 30

MHSD- 2
Aroclor- 1260 3100 J
MHSD- 2-D
Aroclor- 1260 3900 J

MH- 1

Outfall 05

DARK HEAD COVE

Legend

- Hydrant
- Storm Sewer Inlet
- Water Valve Manhole
- Storm Sewer Manhole
- Storm Sewer Outfall
- Junction Box
- Storm Sewer Line
- Property Line
- Fence
- Railroad Tracks
- Parcel Boundary

IL-18 = Storm Sewer Inlet Designation
MH-1= Storm Sewer Manhole Designation
ILSD-4 = Inlet Sediment Sample
MHSD-7 = Manhole Sediment Sample

PCB concentration (micrograms per kilogram)
ND- None Detected

FIGURE 4-2

PCBs IN STORM SEWER SEDIMENT SAMPLES TAX BLOCK E

Lockheed Martin Middle River Complex
Middle River, Maryland

0 50 100 200 Feet

N

DATE MODIFIED: 8/06/09

CREATED BY: MP

Tetra Tech, Inc.

Map Document: (K:\GProject\middle_river\Maps\sediment_sample_locations 8 11 09 BaPEq.mxd) 8/11/2009

ILSD- 11
BaPEq 8063

ILSD- 10
BaPEq 558

ILSD-14
BaPEq 86959
ILSD-14D
BaPEq 4367

ILSD- 8
BaPEq 35055

ILSD- 16
BaPEq 530

ILSD- 15
BaPEq 3337

ILSD- 12
BaPEq 1054

ILSD- 7
BaPEq 1794

ILSD- 4 (IL-5)
BaPEq 139052

ILSD- 9
BaPEq 1729

ILSD- 23
BaPEq 1834

ILSD- 24
BaPEq 332

IL- 21
JB- 1
IL- 22
MH- 12
IL- 12A
IL- 13
MH-11
IL- 6
IL- 4
MH- 10
(IL-3)
Buried
MH- 9
MH- 8
IL- 25
IL- 2
IL- 1
Outfall 07
Outfall 09
Outfall 06
Outfall 08

FORMER BUILDING "D"

BLOCK E

MHSD- 7A
BaPEq 56247

ILSD- 20
BaPEq 461

MHSD- 4
BaPEq 2266

MHSD- 7
BaPEq 4242

ILSD- 18
BaPEq 14317

ILSD- 19
BaPEq 3393

ILSD- 17
BaPEq 10312

MHSD- 3
BaPEq 779

IL- 30

MHSD- 2
BaPEq 705
MHSD- 2D
BaPEq 726

MH- 1

Outfall 05

CHESAPEAKE PARK PLAZA

DARK HEAD COVE

Legend

- Hydrant
- Storm Sewer Inlet
- Water Valve Manhole
- Storm Sewer Manhole
- Storm Sewer Outfall
- Junction Box
- Storm Sewer Line
- Property Line
- Fence
- Railroad Tracks
- Parcel Boundary

IL-18 = Storm Sewer Inlet Designation
MH-1= Storm Sewer Manhole Designation

BaPEq concentration (micrograms per kilogram)

FIGURE 4-3

BaPEq IN STORM SEWER SEDIMENT SAMPLES TAX BLOCK E

Lockheed Martin Middle River Complex
Middle River, Maryland

0 50 100 200 Feet

N

DATE MODIFIED: 8/11/09

CREATED BY: MP

Tetra Tech, Inc.

Section 5
Summary and Recommendations

5.1 SUMMARY

A Supplemental Soil Investigation based on the approved work plan was performed for Block E from October 2008 to June 2009. One objective of the investigation was to obtain sufficient soil chemical data so that more concise and accurate remedial action boundaries could be developed for soil. The second objective of the investigation was to inspect and evaluate the condition of the storm sewer system and assess the presence of contaminated sediment in the storm sewer. The field activities included surface and subsurface soil sampling and storm sewer inlet and manhole sediment sampling.

The following is a summary of the results of the investigation activities:

SOIL SAMPLING

- The soil investigation within and around REC #1 (i.e., within the boundaries of removal Area A defined in the April 2008 RAP) at Block E verified the presence of PCBs in the soil based on 40 soil borings, including the additional borings.

- PCBs exceeded the preliminary Block E cleanup goal of 3,200 µg/kg at 6 boring locations:

  – SB-546A (9,600 µg/kg in the 0-0.5 foot sample);

  – SB-555 (17,000 µg/kg in the 0-0.5 foot sample; 3,800 µg/kg in the 0.5-1 foot sample; 3,800 µg/kg in the 2 foot sample; and 7,800 µg/kg in the 4 foot sample);

  – SB-561 (3,400 µg/kg in the 0.5-1 foot sample; 4,000 µg/kg in the 2 foot sample; and 11,000 µg/kg in the 4 foot sample);

  – SB-568 (81,000 µg/kg in the 0-0.5 foot sample and 11,000 µg/kg in the 0.5-1 foot sample);

- SB-569 (300,000 µg/kg in the 0-0.5 foot sample, 7,900 µg/kg in the 0.5-1 foot sample, and 4,000 µg/kg in the 4 foot sample); and

- SB-570 (6,800 µg/kg in the 0-0.5 foot sample and 3,200 µg/kg in 0.5-1 foot sample).

- All slab joint samples collected had concentrations of PCBs. However, with the exception of SB-546A, the concentrations were below the preliminary cleanup goal.

STORM SEWER SURVEY

- A pre-survey site reconnaissance of the storm sewer system identified 34 existing inlets and manholes that drain Block E. An additional four inlets and two manholes comprise a storm water system located east of Block E (i.e., Outfall 09).

- The current Block E storm sewer systems consists of groups of brick-construction surface water inlets or grated drains, manholes, and concrete underground piping that discharge to Dark Head Cove via three outfalls-Outfall 05, Outfall 06, and Outfall 08. Two short sections of pipe are constructed of corrugated steel. Pipes were circular with diameters ranging from 12 to 32 inches. Three inlets were missing steel grate covers.

- A storm sewer condition survey was conducted for Block E on June 11-15, 2009 using a rubber-track "crawler" equipped with a video camera. A total of 30 video logs were recorded for storm sewer lines associated with Outfalls 05, 06, 08, and 09. However, numerous pipes could not be surveyed/inspected due to collapsed/obstructed inlet boxes, backfilled manholes, pipe obstructions (sediment and/or rocks), or flooded pipes.

- Storm sewer inlets are generally in good condition. The survey demonstrated that five inlets are partially collapsed and contain soil, rocks, or other debris that partially obstruct the inlets or inlet pipes. Two manholes (MH-8 and MH-9) are buried and not accessible. Four manholes (MH-4, MH-7, MH-7A, and MH-9) appear to have been abandoned and are filled with soil and rocks. MH-9 was backfilled and partially obstructed flow from the upstream pipe. However, the use of large rocks for backfill allowed some water flow through MH-9 to downstream locations.

- Storm sewer pipes are generally in good condition. However, joint incrustations (i.e., mineral accumulations from water seepage), groundwater infiltration, and sediment accumulations were common for most pipes. Several sections of large pipes were characterized as having small longitudinal cracks near joints and root intrusion. Medium pipe offsets were observed in the line connecting MH-10 (IL-3) to MH-9. One small line from IL-5 to IL-23 was nearly full of sediment.

STORM SEWER SEDIMENT SAMPLING

- Storm sewer sediment sample results were compared to the MRC sediment preliminary cleanup goals for PCBs, BaPEq, cadmium and chromium developed as part of the RAP.

Results for non-COC analytes were screened against human health exposure sediment criteria used for the recent MRC sediment risk assessment.

- From June 10 through 12, 2009, sediment samples were collected from 20 storm sewer inlets and manholes and 1 water valve vault.

- Concentrations of PCBs exceeded the Block E preliminary sediment cleanup goal of 1,000 µg/kg at 13 sample locations. All PCB concentrations for Outfall 05 sediment samples exceeded the preliminary cleanup goal.

- Concentrations of carcinogenic PAHs in storm sewer sediment samples are represented by a benzo-(a)-pyrene equivalency concentration, the BaPEq. The BaPEq represents the combined effects of multiple carcinogenic PAHs detected at the site. BaPEq for the storm sewer sediment samples ranged from 332 µg/kg to a maximum of 139,052 µg/kg. All but four sample concentrations exceed the preliminary PAH sediment cleanup goal of 700 µg/kg. The greatest concentrations of PAHs were reported for samples collected in the eastern and northeastern portions of the Block E (samples ILSD-4, ILSD-14 and ILSD-8) located upstream of easternmost Outfalls 06 and 08.

- Low concentrations of VOCs were detected in several of the sediment samples. However, all levels are below the sediment screening criteria and the reported concentrations do no not indicate the presence of sediment-based VOC contaminant sources.

- TCE was detected in six Outfall 08 inlet sediment samples. These inlets are located in the vicinity of the groundwater Eastern TCE Plume and indicate that the storm sewer system may be a potential pathway for migration of TCE from groundwater to surface water.

- Concentrations of cadmium and chromium exceeded the preliminary cleanup goals at a total of three locations. Seven other metals in the storm sewer sediment samples exceeded the sediment screening criteria. However, the concentrations exceeded the criteria infrequently.

- The results of the TCLP and RCRA characteristics analyses indicate that the sediments in the Block E storm sewer system would not require handling and disposal as a RCRA hazardous waste. However, PCB concentrations at several locations exceed 50 mg/kg and will require handling under TSCA.

5.2 RECOMMENDATIONS

5.2.1 Soil

Based on the findings summarized for the soil sampling program, additional investigation at several areas is recommended. The recommendations include:

- Additional investigation in the area of SB-569 and REC #3. The sample collected from SB-569 had a total PCB concentration of 300 µg/kg in the 8 foot depth interval and soil removal boundaries are not complete north, east and southeast of REC #3. Therefore, soil sampling north, east and southeast of REC #3 is recommended to determine the soil removal boundaries in these areas.

- Additional investigation between borings SB-565 and SB-539 and SB-565 and SB-560 in the southwestern portion of Lot D is recommended to refine the soil removal boundaries in this area.

- Additional investigation around SB-505 located southwest of REC #3 is recommended to bound PCB contamination to the east, south and west of this boring.

- Additional investigation around SB-558 is recommended to bound PCB contamination to the east, south and west of this boring.

- Deep soil sample results within the recommended 1-foot soil removal zone (see Figure-4-1) indicate that PCB concentrations above the preliminary cleanup goal are primarily restricted to shallow soil. However, additional surface and subsurface soil sampling is recommended for up to six locations within the 1-foot soil removal zone to confirm PCB concentrations at depth in areas where deep samples have not been collected and high PCB concentrations were reported (e.g., northeast of SB-358, west of SB-350, area of SB352 and SB-353, etc.)

- Additional investigation is recommended in the western and northern areas of Block E to provide PCB soil data in areas not previously sampled. Proposed sample locations include areas west of SB-550 and well MW62C, and areas north of SB-541A, SB-543, SB-545, SB-569, and SB-570A.

5.2.2 Storm Sewer

The storm sewer investigation indicated that system pipes are generally in good condition but in some locations are partially or fully obstructed in areas by sediment, bricks and rocks, fill in abandoned manholes, and incrustations (i.e., mineral accumulation from joint seepage).

Most inlets and manholes are also in good condition with some in disrepair and not fully functional.

Based on the findings of the storm sewer investigation, and of the body of data characterizing the soil in the area, the following should be considered for long range planning:

- The Block E storm drain system was originally designed to drain the area occupied by an operating industrial facility. The facility has been demolished. The storm drain system is, in part, actively or passively abandoned.

- Contaminated sediment exists throughout the storm drain system and the previous and current soil investigations indicate soil around drainage structures and, most likely, the piping are contaminated with PCBs.

- If the storm drain system were cleaned or replaced before Block E soil remediation is complete, it will re-accumulate PCB-contaminated sediment.

- The absence of system-wide groundwater infiltration indicates that the storm drain system is not a significant conveyor of contaminated groundwater to Dark Head Cove.

- Near shore sediment sampling, especially in the area of the outfalls, indicates that PCBs are present but the quantities of contaminated sediments and the distribution of PCBs are stable.

For these reasons, immediate actions, other than those necessary for safety reasons, are not recommended.

Consideration should be given to interim remedial measures to:

- Stabilize the storm drain system;
- Mitigate, by drain inlet repair, the transport of surface soil into the storm drain system; and
- Remove contaminated sediment from the storm drain system.

Permanent removal of PCB contaminated soil associated with the storm drain system and remediation or replacement of the storm drain system will be evaluated during the development of the Block E RAP. Recommendations will be included in that RAP.

Table 5-1

Recommended Removal and Actions Storm Sewer Systems
Block E
Lockheed Martin Middle River Complex, Middle River, Maryland

Structure ID	Recommended Action(s)
MH-1	Repair/replace manhole lip and cover.
MH-4, MH-7, MH-7A, MH-8, MH-9	Extend manhole to grade; install new manhole cover.
MH-8/MH-9	Extend manhole to grade; install new manhole cover.
IL-10	Grates are loose; repair inlet lip to stabilize grates.
IL-12	Inspect inlet box. Remove or fill if not needed. Grade immediate area as necessary to repair settled soil.
IL-12A, IL-13	Install grate.
IL-17	Remove oily sediment and water in inlet box for offsite disposal; inspect inlet box after cleanout.

Section 6
References

1. Baltimore County Department of Public Works, Bureau of Engineering, Existing Storm Water Drains, Chesapeake Park Plaza/Dark Head Cove Road, Key Sheet 1-SE, Position Sheet 8 NE 36, 1"=200', Sheet A1 of 7, July 20, 1977.

2. Earth Tech, Inc., February 2003. Draft Phase I Environmental Assessment, Chesapeake Industrial Park.

3. Reinhardt, J., 1977. Geologic Map of the Middle River Quadrangle, Maryland, Maryland Geological Survey, Baltimore, Maryland.

4. TAI Consulting Engineers, October 2002. Drawing titled "Site Plan, Chesapeake Park, LMC Properties, Inc." (Revision C, October 2, 2002).

5. Tetra Tech, April 2004. Radiological Survey Report for Former Building D, Lockheed Martin Middle River Complex.

6. Tetra Tech, January 2005. 2004 Phase II Environmental Site Assessment, Middle River Complex.

7. Tetra Tech, April 2005. Final Data Report, Site-Wide Phase II Investigation, Middle River Complex.

8. Tetra Tech, May 2006. Site Characterization Report, Revision 1.0, Lockheed Martin Middle River Complex.

9. Tetra Tech, December 2006. Comment Response Document No. 2, Site Characterization Report, Lockheed Martin Middle River Complex.

10. Tetra Tech, April 2007. Groundwater Response Action Plan, Lockheed Martin Middle River Complex.

11. Tetra Tech, Inc., November 2007. Soil Characterization Work Plan, Lockheed Martin Middle River Complex.

12. Tetra Tech, Inc., October 2009. Sediment Characterization Report for Cow Pen Creek and Dark Head Cove, Lockheed Martin Middle River Complex, October.

13. USEPA (United States Environmental Protection Agency), July 1990. A Guide to Remedial Actions at Superfund Sites with PCB Contamination, 9355.401FS, Office of Solid Waste and Emergency Response, Washington, D.C.

APPENDIX A — UTILITY CLEARANCE REPORT

ATTACHMENT 3
UTILITY CLEARANCE FORM

Client: Lockheed Martin Project Name: Block E Supplemental Soil Char.
Project No.: 112ic01855 Completed By: DLM
Location Name: LMC-MRC-Lot D Work Date: 10/20/08
Excavation Method/Overhead Equipment: _____

			Circle One
1.	Underground Utilities		
	a)	Review of existing maps?	(yes) no N/A
	b)	Interview local personnel?	(yes) no N/A
	c)	Site visit and inspection?	(yes) no N/A
	d)	Excavation areas marked in the field?	(yes) no N/A
	e)	Utilities located in the field?	(yes) no N/A
	f)	Located utilities marked/added to site maps?	yes no (N/A)
	g)	Client contact notified Name Steve Thompson Telephone: _____ Date: 10/20/08	(yes) no N/A
	g)	State One-Call agency called? Caller: _____ Ticket Number: _____ Date: _____	yes no (N/A)
	h)	Geophysical survey performed? Survey performed by: Environscan Method: GPR, Utility trace Date: 10/20/08	(yes) no N/A
	i)	Hand excavation performed (with concurrent use of utility detection device)? Completed by: _____ Total depth: _____ feet Date: _____	yes no (N/A)
	j)	Trench/excavation probed? Probing completed by: _____ Depth/frequency: _____ Date: _____	yes no N/A
2.	Overhead Utilities		Present (Absent)
	a)	Determination of nominal voltage	yes no N/A
	b)	Marked on site maps	yes no N/A
	c)	Necessary to lockout/insulate/re-route	yes no N/A
	d)	Document procedures used to lockout/insulate/re-route	yes no N/A
	e)	Minimum acceptable clearance (SOP Section 5.2): _____	

3. Notes:

_____
_____
_____

Approval:

_____ _____
Site Manager/Field Operations Leader Date

c: PM/Project File
Program File

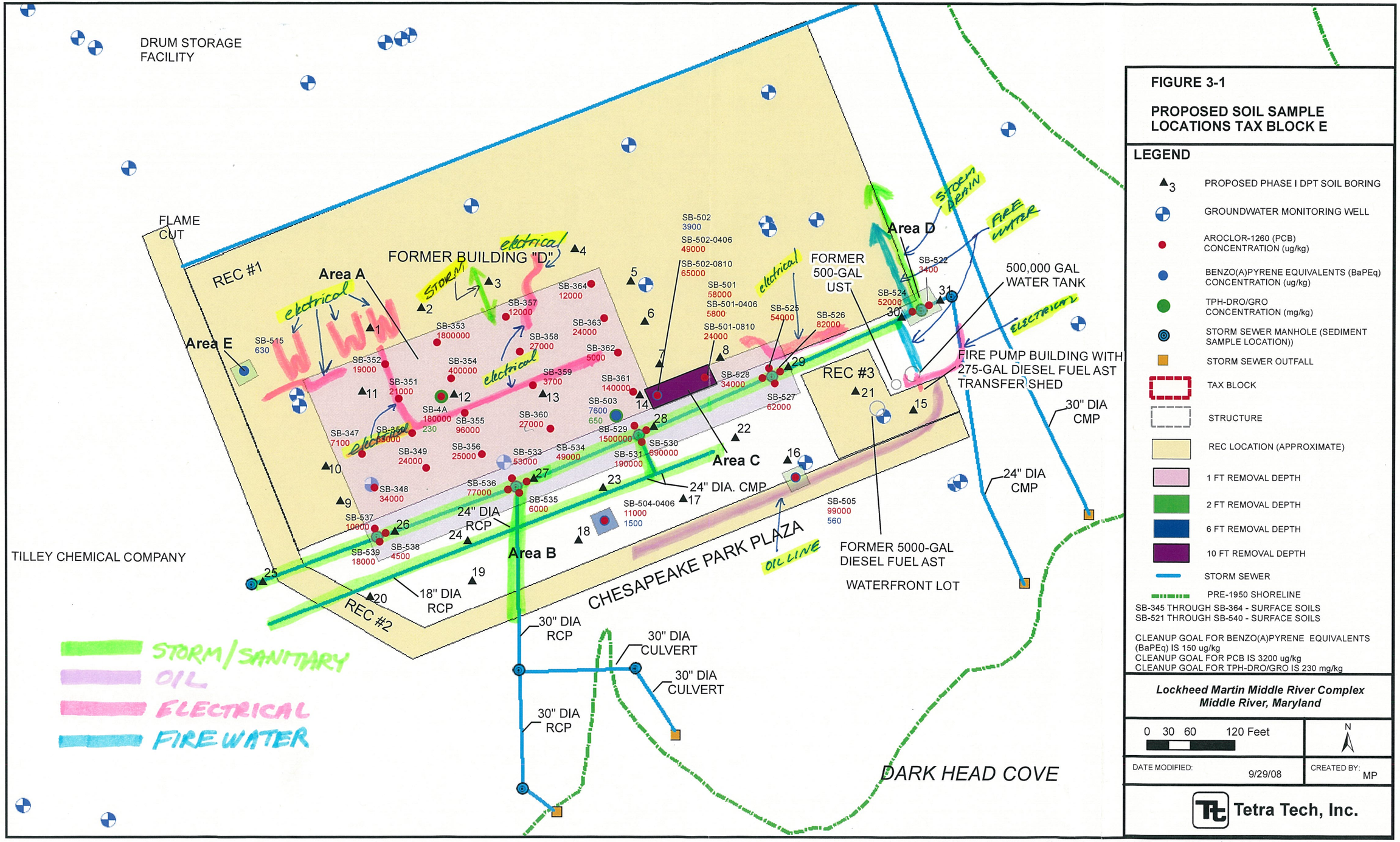

FIGURE 3-1

PROPOSED SOIL SAMPLE LOCATIONS TAX BLOCK E

LEGEND

- ▲3 PROPOSED PHASE I DPT SOIL BORING
- GROUNDWATER MONITORING WELL
- AROCLOR-1260 (PCB) CONCENTRATION (ug/kg)
- BENZO(A)PYRENE EQUIVALENTS (BaPEq) CONCENTRATION (ug/kg)
- TPH-DRO/GRO CONCENTRATION (mg/kg)
- STORM SEWER MANHOLE (SEDIMENT SAMPLE LOCATION))
- STORM SEWER OUTFALL
- TAX BLOCK
- STRUCTURE
- REC LOCATION (APPROXIMATE)
- 1 FT REMOVAL DEPTH
- 2 FT REMOVAL DEPTH
- 6 FT REMOVAL DEPTH
- 10 FT REMOVAL DEPTH
- STORM SEWER
- PRE-1950 SHORELINE

SB-345 THROUGH SB-364 - SURFACE SOILS
SB-521 THROUGH SB-540 - SURFACE SOILS

CLEANUP GOAL FOR BENZO(A)PYRENE EQUIVALENTS (BaPEq) IS 150 ug/kg
CLEANUP GOAL FOR PCB IS 3200 ug/kg
CLEANUP GOAL FOR TPH-DRO/GRO IS 230 mg/kg

Lockheed Martin Middle River Complex
Middle River, Maryland

0 30 60 120 Feet

N

DATE MODIFIED: 9/29/08

CREATED BY: MP

Tetra Tech, Inc.

Map Document: (K:\GProject\middle_river\Maps\Proposed DPT\Proposed Block E Soil Sample Locations.mxd) 9/29/2008

APPENDIX B — SAMPLE LOG SHEETS AND BORING LOGS

Tetra Tech NUS, Inc.

SOIL & SEDIMENT SAMPLE LOG SHEET

Project Site Name: Lockheed Martin Middle River Complex
Project No.: 112IC02135 Storm Sewer Sediment
D-Lot

[] Surface Soil
[] Subsurface Soil
[X] Sediment
[] Other:
[] QA Sample Type:

Sample ID No.: * ILSD-4
Sample Location: D-Lot
Sampled By: F. Kolberg/S.Cameron
C.O.C. No.:

Type of Sample: Collect from IL-5
[] Low Concentration
[] High Concentration

GRAB SAMPLE DATA:

Date: 6/10/2009	Depth Interval	Color	Description (Sand, Silt, Clay, Moisture, etc.)
Time: 1058	3.90'	Dk brown	Fine SAND + gravel, with some fines wet
Method: Grab			
Monitor Reading (ppm): 0.0			

COMPOSITE SAMPLE DATA:

Date:	Time	Depth Interval	Color	Description (Sand, Silt, Clay, Moisture, etc.)
Method:				
Monitor Readings (Range in ppm):				

SAMPLE COLLECTION INFORMATION:

Analysis	Container Requirements	Collected	Other
VOCs	1 - 4-oz wide mouth glass	(Yes) No	
PAHs, PCBs, Metals, Total solids	1 - 8-oz wide mouth glass	(Yes) No	
Full TCLP	1 - 8-oz wide mouth glass	Yes (No)	

OBSERVATIONS / NOTES:

Inlet 2'x1.4' Depth 3.90'
sample collected from NW corner of inlet
Not much sample material available
* Sample collected from IL-5 *

MAP:

see map in workplan

Circle if Applicable:

MS/MSD	Duplicate ID No.:
	ILSD-4

Signature(s):

FK/S

Tetra Tech NUS, Inc.

SOIL & SEDIMENT SAMPLE LOG SHEET

Project Site Name: Lockheed Martin Middle River Complex
Project No.: 112IC02135 Storm Sewer Sediment

[] Surface Soil
[] Subsurface Soil
[X] Sediment
[] Other:
[] QA Sample Type:

Sample ID No.: ILSD-7
Sample Location: DL OT
Sampled By: F. Kolberg/S.Cameron
C.O.C. No.:

Type of Sample:
[] Low Concentration
[] High Concentration

GRAB SAMPLE DATA:

Date: 6/11/2009	Depth Interval	Color	Description (Sand, Silt, Clay, Moisture, etc.)
Time: 1715	2.9' Below grade	Brown	F-M SAND, F, GRAVEL, SOME SILT LOOSE, WET
Method: GRAB			
Monitor Reading (ppm): N/A			

COMPOSITE SAMPLE DATA:

Date:	Time	Depth Interval	Color	Description (Sand, Silt, Clay, Moisture, etc.)
Method:				
Monitor Readings (Range in ppm):				

SAMPLE COLLECTION INFORMATION:

Analysis	Container Requirements	Collected	Other
VOCs	1 - 4-oz wide mouth glass	Yes (No)	
PAHs, PCBs, Metals, Total solids	1 - 8-oz wide mouth glass	(Yes) No	
Full TCLP	1 - 8-oz wide mouth glass	Yes (No)	

OBSERVATIONS / NOTES:

Little sediment is present. Collected ¼ of an 8-oz jar for analysis

MAP:

Circle if Applicable:

MS/MSD	Duplicate ID No.:

Signature(s):

FJK

Tetra Tech NUS, Inc.

SOIL & SEDIMENT SAMPLE LOG SHEET

Project Site Name: Lockheed Martin Middle River Complex
Project No.: 112IC02135 Storm Sewer Sediment

[] Surface Soil
[] Subsurface Soil
[X] Sediment
[] Other:
[] QA Sample Type:

Sample ID No.: IHSD-8
Sample Location: D-Lot
Sampled By: F. Kolberg/S.Cameron
C.O.C. No.:

Type of Sample:
[] Low Concentration
[] High Concentration

GRAB SAMPLE DATA:

Date: 6/10/2009	Depth Interval	Color	Description (Sand, Silt, Clay, Moisture, etc.)
Time: 11:35	3.7'	Dk brown	sand, silt,
Method: GRAB			
Monitor Reading (ppm): 0.0			

COMPOSITE SAMPLE DATA:

Date:	Time	Depth Interval	Color	Description (Sand, Silt, Clay, Moisture, etc.)
Method:				
Monitor Readings (Range in ppm):				

SAMPLE COLLECTION INFORMATION:

Analysis	Container Requirements	Collected		Other
VOCs	1 - 4-oz wide mouth glass	Yes	No	
PAHs, PCBs, Metals, Total solids	1 - 8-oz wide mouth glass	Yes	No	
Full TCLP	1 - 8-oz wide mouth glass	Yes	No	

OBSERVATIONS / NOTES:

2' x x 3.7' deep

MAP:

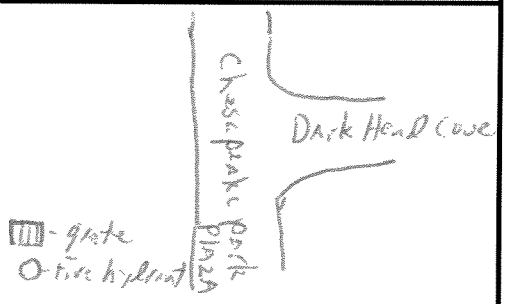

Circle if Applicable:

MS/MSD	Duplicate ID No.:

Signature(s):

F/K

Tetra Tech NUS, Inc.

SOIL & SEDIMENT SAMPLE LOG SHEET

Project Site Name: Lockheed Martin Middle River Complex
Project No.: 112IC02135 Storm Sewer Sediment

Sample ID No.: ILSD-9
Sample Location:
Sampled By: F. Kolberg/S.Cameron
C.O.C. No.:

[] Surface Soil
[] Subsurface Soil
[X] Sediment
[] Other:
[] QA Sample Type:

Type of Sample:
[] Low Concentration
[] High Concentration

GRAB SAMPLE DATA:

Date: 6/12/2009	Depth Interval	Color	Description (Sand, Silt, Clay, Moisture, etc.)
Time: 910	5.4'	DK gray, black	F-M SAND and SILT.
Method: Grab			
Monitor Reading (ppm): 0.0			

COMPOSITE SAMPLE DATA:

Date:	Time	Depth Interval	Color	Description (Sand, Silt, Clay, Moisture, etc.)
Method:				
Monitor Readings (Range in ppm):				

SAMPLE COLLECTION INFORMATION:

Analysis	Container Requirements	Collected		Other
VOCs	1 - 4-oz wide mouth glass	(Yes)	No	
PAHs, PCBs, Metals, Total solids	1 - 8-oz wide mouth glass	(Yes)	No	
Full TCLP	1 - 8-oz wide mouth glass	Yes	No	

OBSERVATIONS / NOTES:

grate in grass median at intersection of Dark Head Cove + Chesapeake Park Plaza

* only sufficient sample volume for 1-4oz jar.

MAP:

Circle if Applicable:

MS/MSD	Duplicate ID No.:

Signature(s):

FZK

Tetra Tech NUS, Inc.

SOIL & SEDIMENT SAMPLE LOG SHEET

Project Site Name: Lockheed Martin Middle River Complex
Project No.: 112IC02135 Storm Sewer Sediment

[] Surface Soil
[] Subsurface Soil
[X] Sediment
[] Other:
[] QA Sample Type:

Sample ID No.: ILSD-10
Sample Location: D-LOT
Sampled By: F. Kolberg/S.Cameron
C.O.C. No.:

Type of Sample:
[] Low Concentration
[] High Concentration

GRAB SAMPLE DATA:

Date: 6/11 /2009	Depth Interval	Color	Description (Sand, Silt, Clay, Moisture, etc.)
Time: 1340	2.7'	Dk brown	SAND, SILT, F. gravel, w clay
Method: Grab			
Monitor Reading (ppm): 2.7			

COMPOSITE SAMPLE DATA:

Date:	Time	Depth Interval	Color	Description (Sand, Silt, Clay, Moisture, etc.)
Method:				
Monitor Readings (Range in ppm):				

SAMPLE COLLECTION INFORMATION:

Analysis	Container Requirements	Collected	Other
VOCs	1 - 4-oz wide mouth glass	(Yes) No	
PAHs, PCBs, Metals, Total solids	1 - 8-oz wide mouth glass	(Yes) No	
Full TCLP	1 - 8-oz wide mouth glass	Yes (No)	

OBSERVATIONS / NOTES:

MAP:

Circle if Applicable:

MS/MSD	Duplicate ID No.:

Signature(s):

FK

Tetra Tech NUS, Inc.

SOIL & SEDIMENT SAMPLE LOG SHEET

Project Site Name: Lockheed Martin Middle River Complex
Project No.: 112IC02135 Storm Sewer Sediment

[] Surface Soil
[] Subsurface Soil
[X] Sediment
[] Other:
[] QA Sample Type:

Sample ID No.: ILSD-10
Sample Location: D-Lot
Sampled By: F. Kolberg/S.Cameron
C.O.C. No.:

Type of Sample:
[] Low Concentration
[] High Concentration

GRAB SAMPLE DATA:

Date: 6/11 /2009	Depth Interval	Color	Description (Sand, Silt, Clay, Moisture, etc.)
Time: 1150		Grey + Brown	clayey, sludge-like, loose, wet some VF-F SAND + SILT
Method: Grab			
Monitor Reading (ppm): 5.6			

COMPOSITE SAMPLE DATA:

Date:	Time	Depth Interval	Color	Description (Sand, Silt, Clay, Moisture, etc.)
Method:				
Monitor Readings (Range in ppm):				

SAMPLE COLLECTION INFORMATION:

Analysis	Container Requirements	Collected	Other
VOCs	1 - 4-oz wide mouth glass	(Yes) No	
PAHs, PCBs, Metals, Total solids	1 - 8-oz wide mouth glass	(Yes) No	
Full TCLP	1 - 8-oz wide mouth glass	(Yes) No	

OBSERVATIONS / NOTES:

concrete cover over bridle inlet
2.5' by 2.5'

MAP:

Circle if Applicable:

MS/MSD	Duplicate ID No.:

Signature(s):

FKK

Tetra Tech NUS, Inc.

SOIL & SEDIMENT SAMPLE LOG SHEET

Project Site Name: Lockheed Martin Middle River Complex
Project No.: 112IC02135 Storm Sewer Sediment

[] Surface Soil
[] Subsurface Soil
[X] Sediment
[] Other:
[] QA Sample Type:

Sample ID No.: ILSD-12
Sample Location: Lot D
Sampled By: F. Kolberg/S.Cameron
C.O.C. No.:

Type of Sample:
[] Low Concentration
[] High Concentration

GRAB SAMPLE DATA:

Date: 6/10/2009	Depth Interval	Color	Description (Sand, Silt, Clay, Moisture, etc.)
Time: 1335	2.90'	Brown	silt + clay, wet
Method: GRAB			
Monitor Reading (ppm): 0.0			

COMPOSITE SAMPLE DATA:

Date:	Time	Depth Interval	Color	Description (Sand, Silt, Clay, Moisture, etc.)
Method:				
Monitor Readings (Range in ppm):				

SAMPLE COLLECTION INFORMATION:

Analysis	Container Requirements	Collected	Other
VOCs	1 - 4-oz wide mouth glass	(Yes) No	
PAHs, PCBs, Metals, Total solids	1 - 8-oz wide mouth glass	(Yes) No	
Full TCLP	1 - 8-oz wide mouth glass	Yes (No)	

OBSERVATIONS / NOTES:

Steel grate cover on west side of Access Road

MAP:

Circle if Applicable:

MS/MSD	Duplicate ID No.:

Signature(s):

FJK

Tetra Tech NUS, Inc.

SOIL & SEDIMENT SAMPLE LOG SHEET

Project Site Name: Lockheed Martin Middle River Complex
Project No.: 112IC02135 Storm Sewer Sediment

[] Surface Soil
[] Subsurface Soil
[X] Sediment
[] Other:
[] QA Sample Type:

Sample ID No.: ILSD-14
Sample Location: LOT D
Sampled By: F. Kolberg/S.Cameron
C.O.C. No.:

Type of Sample:
[] Low Concentration
[] High Concentration

GRAB SAMPLE DATA:

Date: 6/10/2009	Depth Interval	Color	Description (Sand, Silt, Clay, Moisture, etc.)
Time: 15:10	3.50'	Dk gray Lt brown	F-M gravel, F-M SAND, some SILT/clay
Method: GRAB			
Monitor Reading (ppm): 0.0			

COMPOSITE SAMPLE DATA:

Date:	Time	Depth Interval	Color	Description (Sand, Silt, Clay, Moisture, etc.)
Method:				
Monitor Readings (Range in ppm):				

SAMPLE COLLECTION INFORMATION:

Analysis	Container Requirements	Collected	Other
VOCs	1 - 4-oz wide mouth glass	(Yes) No	
PAHs, PCBs, Metals, Total solids	1 - 8-oz wide mouth glass	(Yes) No	
Full TCLP	1 - 8-oz wide mouth glass	Yes (No)	

OBSERVATIONS / NOTES:

Slight petrol odor. Dk gray silt + Duplicate sample collected 6" of sediment in INLET/manhole

MAP:

Circle if Applicable:

MS/MSD	Duplicate ID No.:
	ILSD-14D

Signature(s):

FJK

Tetra Tech NUS, Inc.

SOIL & SEDIMENT SAMPLE LOG SHEET

Project Site Name: Lockheed Martin Middle River Complex
Project No.: 112IC02135 Storm Sewer Sediment

[] Surface Soil
[] Subsurface Soil
[X] Sediment
[] Other: _____
[] QA Sample Type: _____

Sample ID No.: ILSD-15
Sample Location: D-LOT
Sampled By: F. Kolberg/S.Cameron
C.O.C. No.: _____

Type of Sample:
[] Low Concentration
[] High Concentration

GRAB SAMPLE DATA:

Date: 6/11/2009	Depth Interval	Color	Description (Sand, Silt, Clay, Moisture, etc.)
Time: 1030	3.80'	Dk Brown	s. LTY clay / clayey silt
Method: GRAB			
Monitor Reading (ppm):			

COMPOSITE SAMPLE DATA:

Date:	Time	Depth Interval	Color	Description (Sand, Silt, Clay, Moisture, etc.)
Method:				
Monitor Readings (Range in ppm):				

SAMPLE COLLECTION INFORMATION:

Analysis	Container Requirements	Collected	Other
VOCs	1 - 4-oz wide mouth glass	(Yes) No	MS/MSD volumes on MSD volume
PAHs, PCBs, Metals, Total solids	1 - 8-oz wide mouth glass	(Yes) No	
Full TCLP	1 - 8-oz wide mouth glass	Yes (No)	

OBSERVATIONS / NOTES:

Hole in the ground in high grass Area on hillslope Above D Lot (northwest area of D-Lot)

MAP:

Circle if Applicable:

MS/MSD	Duplicate ID No.:
MS/MSD	

Signature(s):

FJK

Tetra Tech NUS, Inc.

SOIL & SEDIMENT SAMPLE LOG SHEET

Project Site Name: Lockheed Martin Middle River Complex
Project No.: 112IC02135 Storm Sewer Sediment

[] Surface Soil
[] Subsurface Soil
[X] Sediment
[] Other:
[] QA Sample Type:

Sample ID No.: ILSD-16
Sample Location: D-Lot
Sampled By: F. Kolberg/S.Cameron
C.O.C. No.:

Type of Sample:
[] Low Concentration
[] High Concentration

GRAB SAMPLE DATA:

Date: 6/11/2009	Depth Interval	Color	Description (Sand, Silt, Clay, Moisture, etc.)
Time: 1130	2.7'	Dk Brown	F. SAND & SILT, loose, wet
Method: Grab			
Monitor Reading (ppm): 1.0			

COMPOSITE SAMPLE DATA:

Date:	Time	Depth Interval	Color	Description (Sand, Silt, Clay, Moisture, etc.)
Method:				
Monitor Readings (Range in ppm):				

SAMPLE COLLECTION INFORMATION:

Analysis	Container Requirements	Collected		Other
VOCs	1 - 4-oz wide mouth glass	(Yes)	No	
PAHs, PCBs, Metals, Total solids	1 - 8-oz wide mouth glass	(Yes)	No	
Full TCLP	1 - 8-oz wide mouth glass	Yes	(No)	

OBSERVATIONS / NOTES:

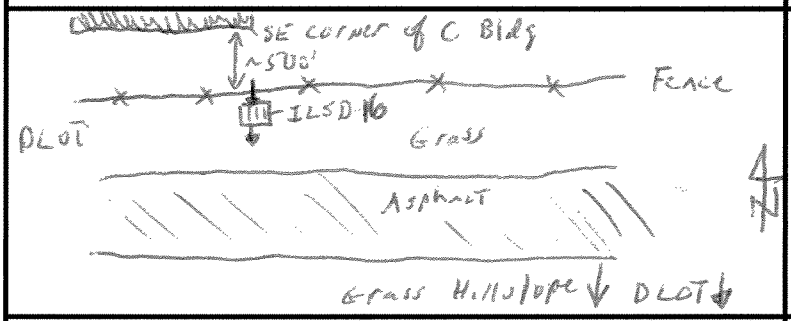

MAP:

2.5' x 2' storm grate. concrete w/ steel cover
2.9' Deep, slight water flow
flow is

Circle if Applicable:

MS/MSD	Duplicate ID No.:

Signature(s):

FJK

Tetra Tech NUS, Inc.

SOIL & SEDIMENT SAMPLE LOG SHEET

Project Site Name: Lockheed Martin Middle River Complex
Project No.: 112IC02135 Storm Sewer Sediment

Sample ID No.: TLSD-17
Sample Location:
Sampled By: F. Kolberg/S.Cameron
C.O.C. No.:

[] Surface Soil
[] Subsurface Soil
[X] Sediment
[] Other:
[] QA Sample Type:

Type of Sample:
[] Low Concentration
[] High Concentration

GRAB SAMPLE DATA:

Date: 6/12/2009	Depth Interval	Color	Description (Sand, Silt, Clay, Moisture, etc.)
Time: 1425	5.25'	Black/Brown	clay + silt
Method: Grab			
Monitor Reading (ppm): 7.7			

COMPOSITE SAMPLE DATA:

Date:	Time	Depth Interval	Color	Description (Sand, Silt, Clay, Moisture, etc.)
Method:				
Monitor Readings (Range in ppm):				

SAMPLE COLLECTION INFORMATION:

Analysis	Container Requirements	Collected		Other
VOCs	1 - 4-oz wide mouth glass	(Yes)	No	
PAHs, PCBs, Metals, Total solids	1 - 8-oz wide mouth glass	(Yes)	No	
Full TCLP	1 - 8-oz wide mouth glass	Yes	(No)	

OBSERVATIONS / NOTES:

Inlet (steel) cover on Tilley area off of SW corner of D-Lot ~15' south of D-Lot fence

strong petrol odor

MAP:

Circle if Applicable:

MS/MSD | Duplicate ID No.:

Signature(s):

FJK

Tetra Tech NUS, Inc.

SOIL & SEDIMENT SAMPLE LOG SHEET

Project Site Name: Lockheed Martin Middle River Complex
Project No.: 112IC02135 Storm Sewer Sediment

[] Surface Soil
[] Subsurface Soil
[X] Sediment
[] Other:
[] QA Sample Type:

Sample ID No.: ILSD-18
Sample Location: D-Lot south
Sampled By: F. Kolberg/S.Cameron
C.O.C. No.:

Type of Sample:
[] Low Concentration
[] High Concentration

GRAB SAMPLE DATA:

Date: 6/11/2009	Depth Interval	Color	Description (Sand, Silt, Clay, Moisture, etc.)
Time: 1500	4.5'-5.0'	DK gray	F. sand, and silt
Method: GRAB			
Monitor Reading (ppm): 0.0			

COMPOSITE SAMPLE DATA:

Date:	Time	Depth Interval	Color	Description (Sand, Silt, Clay, Moisture, etc.)
Method:				
Monitor Readings (Range in ppm):				

SAMPLE COLLECTION INFORMATION:

Analysis	Container Requirements	Collected	Other
VOCs	1 - 4-oz wide mouth glass	(Yes) No	
PAHs, PCBs, Metals, Total solids	1 - 8-oz wide mouth glass	(Yes) No	
Full TCLP	1 - 8-oz wide mouth glass	(Yes) No	

OBSERVATIONS / NOTES:

several inches of sediment in bottom of inlet.

MAP:

Circle if Applicable:

MS/MSD	Duplicate ID No.:

Signature(s):

FJK

Tetra Tech NUS, Inc.

SOIL & SEDIMENT SAMPLE LOG SHEET

Project Site Name: Lockheed Martin Middle River Complex
Project No.: 112IC02135 Storm Sewer Sediment

[] Surface Soil
[] Subsurface Soil
[X] Sediment
[] Other:
[] QA Sample Type:

Sample ID No.: ILSD-19
Sample Location: LOT D
Sampled By: F. Kolberg/S.Cameron
C.O.C. No.:

Type of Sample:
[] Low Concentration
[] High Concentration

GRAB SAMPLE DATA:

Date: 6/11 /2009	Depth Interval	Color	Description (Sand, Silt, Clay, Moisture, etc.)
Time: 1525	2.1'	DK brown	SAND + SILT
Method: GRAB			
Monitor Reading (ppm): 0.0			

COMPOSITE SAMPLE DATA:

Date:	Time	Depth Interval	Color	Description (Sand, Silt, Clay, Moisture, etc.)
Method:				
Monitor Readings (Range in ppm):				

SAMPLE COLLECTION INFORMATION:

Analysis	Container Requirements	Collected		Other
VOCs	1 - 4-oz wide mouth glass	(Yes)	No	
PAHs, PCBs, Metals, Total solids	1 - 8-oz wide mouth glass	(Yes)	No	
Full TCLP	1 - 8-oz wide mouth glass	Yes	(No)	

OBSERVATIONS / NOTES:

NO sediment at base and pipe. Took sample of soil that collapsed down hole. Sample collected at 2.1'

MAP:

Circle if Applicable:

MS/MSD	Duplicate ID No.:

Signature(s):

FKK

Tetra Tech NUS, Inc.

SOIL & SEDIMENT SAMPLE LOG SHEET

Project Site Name: Lockheed Martin Middle River Complex
Project No.: 112IC02135 Storm Sewer Sediment

Sample ID No.: ILSD-20
Sample Location: D-Lot
Sampled By: F. Kolberg/S.Cameron
C.O.C. No.:

[] Surface Soil
[] Subsurface Soil
[X] Sediment
[] Other:
[] QA Sample Type:

Type of Sample:
[] Low Concentration
[] High Concentration

GRAB SAMPLE DATA:

Date: 6/11/2009	Depth Interval	Color	Description (Sand, Silt, Clay, Moisture, etc.)
Time: 1405	2.1'	yellowish-brown	clay + clayey SILT
Method: Grab			
Monitor Reading (ppm): 0.0			

COMPOSITE SAMPLE DATA:

Date:	Time	Depth Interval	Color	Description (Sand, Silt, Clay, Moisture, etc.)
Method:				
Monitor Readings (Range in ppm):				

SAMPLE COLLECTION INFORMATION:

Analysis	Container Requirements	Collected	Other
VOCs	1 - 4-oz wide mouth glass	(Yes) No	
PAHs, PCBs, Metals, Total solids	1 - 8-oz wide mouth glass	(Yes) No	
Full TCLP	1 - 8-oz wide mouth glass	Yes (No)	

OBSERVATIONS / NOTES:

1.5' x 2.5' concrete + brick inlet
steel cover; bricks + dirt may
have collapsed

MAP:

Circle if Applicable:

MS/MSD	Duplicate ID No.:

Signature(s):

FJK

Tetra Tech NUS, Inc.

SOIL & SEDIMENT SAMPLE LOG SHEET

Project Site Name: Lockheed Martin Middle River Complex
Project No.: 112IC02135 Storm Sewer Sediment

[] Surface Soil
[] Subsurface Soil
[X] Sediment
[] Other:
[] QA Sample Type:

Sample ID No.: IL-SD-23
Sample Location: Lot D
Sampled By: F. Kolberg/S.Cameron
C.O.C. No.:

Type of Sample:
[] Low Concentration
[] High Concentration

GRAB SAMPLE DATA:

Date: 6/12/2009	Depth Interval	Color	Description (Sand, Silt, Clay, Moisture, etc.)
Time: 830	2.9'	Dk Brown	F-M SAND w/ SILT, Loose wet
Method: GRAB			
Monitor Reading (ppm): 3.8			

COMPOSITE SAMPLE DATA:

Date:	Time	Depth Interval	Color	Description (Sand, Silt, Clay, Moisture, etc.)
Method:				
Monitor Readings (Range in ppm):				

SAMPLE COLLECTION INFORMATION:

Analysis	Container Requirements	Collected		Other
VOCs	1 - 4-oz wide mouth glass	(Yes)	No	
PAHs, PCBs, Metals, Total solids	1 - 8-oz wide mouth glass	(Yes)	No	
Full TCLP	1 - 8-oz wide mouth glass	Yes	(No)	

OBSERVATIONS / NOTES:

several inches of sediment in pipe
PID = 3.8 ppm

MAP:

See map

Circle if Applicable:

MS/MSD	Duplicate ID No.:

Signature(s):

FF

Tetra Tech NUS, Inc.

SOIL & SEDIMENT SAMPLE LOG SHEET

Project Site Name: Lockheed Martin Middle River Complex
Project No.: 112IC02135 Storm Sewer Sediment

[] Surface Soil
[] Subsurface Soil
[X] Sediment
[] Other:
[] QA Sample Type:

Sample ID No.: ILSD-24
Sample Location: Chesapeake Park Plaza
Sampled By: F. Kolberg/S.Cameron
C.O.C. No.:

Type of Sample:
[] Low Concentration
[] High Concentration

GRAB SAMPLE DATA:

Date: 6/12/2009	Depth Interval	Color	Description (Sand, Silt, Clay, Moisture, etc.)
Time: 945	7.3'	white, tan, red quartz sands	F-M-C SAND, some silt, trace gravel, loose, wet
Method: GRAB			
Monitor Reading (ppm): 0.0			

COMPOSITE SAMPLE DATA:

Date:	Time	Depth Interval	Color	Description (Sand, Silt, Clay, Moisture, etc.)
Method:				
Monitor Readings (Range in ppm):				

SAMPLE COLLECTION INFORMATION:

Analysis	Container Requirements	Collected	Other
VOCs	1 - 4-oz wide mouth glass	(Yes) No	
PAHs, PCBs, Metals, Total solids	1 - 8-oz wide mouth glass	(Yes) No	
Full TCLP	1 - 8-oz wide mouth glass	(Yes) No	

OBSERVATIONS / NOTES:

In grass median in Chesapeake Park Plaza Road

MAP:

Circle if Applicable:

MS/MSD	Duplicate ID No.:

Signature(s):

FJK

Tetra Tech NUS, Inc.

SOIL & SEDIMENT SAMPLE LOG SHEET

Project Site Name: Lockheed Martin Middle River Complex
Project No.: 112IC02135 Storm Sewer Sediment

[] Surface Soil
[] Subsurface Soil
[X] Sediment
[] Other:
[] QA Sample Type:

Sample ID No.: MHSD-1
Sample Location: Lagoon
Sampled By: F. Kolberg/S.Cameron
C.O.C. No.:

Type of Sample:
[] Low Concentration
[] High Concentration

GRAB SAMPLE DATA:

Date: 6/ 2 /2009	Depth Interval	Color	Description (Sand, Silt, Clay, Moisture, etc.)
Time: 1320	6.70'	—	—
Method:			
Monitor Reading (ppm):			

COMPOSITE SAMPLE DATA:

Date:	Time	Depth Interval	Color	Description (Sand, Silt, Clay, Moisture, etc.)
Method:				
Monitor Readings (Range in ppm):				

SAMPLE COLLECTION INFORMATION:

Analysis	Container Requirements	Collected		Other
VOCs	1 - 4-oz wide mouth glass	Yes	No	N/A
PAHs, PCBs, Metals, Total solids	1 - 8-oz wide mouth glass	Yes	No	N/A
Full TCLP	1 - 8-oz wide mouth glass	Yes	No	N/A
No sediment in manhole				

OBSERVATIONS / NOTES:

no sediment in manhole. Depth of manhole 6.70' from ground surface

MAP:

Circle if Applicable:

MS/MSD	Duplicate ID No.:

Signature(s):

FKK

Tetra Tech NUS, Inc.

SOIL & SEDIMENT SAMPLE LOG SHEET

Project Site Name: Lockheed Martin Middle River Complex
Project No.: 112IC02135 Storm Sewer Sediment

[] Surface Soil
[] Subsurface Soil
[X] Sediment
[] Other:
[] QA Sample Type:

Sample ID No.: MHSD-2
Sample Location: Lagoon Area
Sampled By: F. Kolberg/S.Cameron
C.O.C. No.:

Type of Sample:
[] Low Concentration
[] High Concentration

GRAB SAMPLE DATA:

Date: 6/12/2009	Depth Interval	Color	Description (Sand, Silt, Clay, Moisture, etc.)
Time: 1045	6.9' from MH LIP	yellow-brown	clay, sludge, silt, loose, soft wet
Method: GRAB			
Monitor Reading (ppm): 0.0			

COMPOSITE SAMPLE DATA:

Date:	Time	Depth Interval	Color	Description (Sand, Silt, Clay, Moisture, etc.)
Method:				
Monitor Readings (Range in ppm):				

SAMPLE COLLECTION INFORMATION:

Analysis	Container Requirements	Collected	Other
VOCs	1 - 4-oz wide mouth glass	(Yes) No	
PAHs, PCBs, Metals, Total solids	1 - 8-oz wide mouth glass	(Yes) No	
Full TCLP	1 - 8-oz wide mouth glass	(Yes) No	

OBSERVATIONS / NOTES:

Duplicate for VOCs, PAHs, PCBs metals
no duplicate of TCLP/RCRA

MAP:

Dark Head Cove

Circle if Applicable:

MS/MSD	Duplicate ID No.:
	MHSD-2D

Signature(s):

EJK

Tetra Tech NUS, Inc.

SOIL & SEDIMENT SAMPLE LOG SHEET

Project Site Name: Lockheed Martin Middle River Complex
Project No.: 112IC02135 Storm Sewer Sediment

[] Surface Soil
[] Subsurface Soil
[X] Sediment
[] Other:
[] QA Sample Type:

Sample ID No.: MHSD-3
Sample Location:
Sampled By: F. Kolberg/S.Cameron
C.O.C. No.:

Type of Sample:
[] Low Concentration
[] High Concentration

GRAB SAMPLE DATA:

Date: 6/12/2009	Depth Interval	Color	Description (Sand, Silt, Clay, Moisture, etc.)
Time: 1350	9.3'	reddish-brown	clayey, SILT, loose, wet
Method: GRAB			
Monitor Reading (ppm): 23.5			

COMPOSITE SAMPLE DATA:

Date:	Time	Depth Interval	Color	Description (Sand, Silt, Clay, Moisture, etc.)
Method:				
Monitor Readings (Range in ppm):				

SAMPLE COLLECTION INFORMATION:

Analysis	Container Requirements	Collected		Other
VOCs	1 - 4-oz wide mouth glass	(Yes)	No	
PAHs, PCBs, Metals, Total solids	1 - 8-oz wide mouth glass	(Yes)	No	
Full TCLP	1 - 8-oz wide mouth glass	Yes	(No)	

OBSERVATIONS / NOTES:

MS/MSD volumes collected 1 extra 4 oz
1 extra 9 oz

MAP:

Circle if Applicable:

MS/MSD (MS/MSD volumes) Duplicate ID No.:

Signature(s):

FJK

Tetra Tech NUS, Inc.

SOIL & SEDIMENT SAMPLE LOG SHEET

Project Site Name: Lockheed Martin Middle River Complex
Project No.: 112IC02135 Storm Sewer Sediment

[] Surface Soil
[] Subsurface Soil
[X] Sediment
[] Other:
[] QA Sample Type:

Sample ID No.: MHSD-4
Sample Location: LOT-D
Sampled By: F. Kolberg/S.Cameron
C.O.C. No.:

Type of Sample:
[] Low Concentration
[] High Concentration

GRAB SAMPLE DATA:

Date: 6/11/2009	Depth Interval	Color	Description (Sand, Silt, Clay, Moisture, etc.)
Time: 1600	2-4' below grade	DK gray Black	F. SAND + SILT, loose, wet
Method: GRAB			
Monitor Reading (ppm): 12.8			

COMPOSITE SAMPLE DATA:

Date:	Time	Depth Interval	Color	Description (Sand, Silt, Clay, Moisture, etc.)
Method:				
Monitor Readings (Range in ppm):				

SAMPLE COLLECTION INFORMATION:

Analysis	Container Requirements	Collected	Other
VOCs	1 - 4-oz wide mouth glass	Yes No	
PAHs, PCBs, Metals, Total solids	1 - 8-oz wide mouth glass	Yes No	
Full TCLP	1 - 8-oz wide mouth glass	Yes No	FTK

OBSERVATIONS / NOTES:

Manhole is filled with sediment to ~8" below lip of MH.

MAP:

Circle if Applicable:

MS/MSD	Duplicate ID No.:

Signature(s):

FTK

Tetra Tech NUS, Inc.

SOIL & SEDIMENT SAMPLE LOG SHEET

Project Site Name: Lockheed Martin Middle River Complex
Project No.: 112IC02135 Storm Sewer Sediment

[] Surface Soil
[] Subsurface Soil
[X] Sediment
[] Other:
[] QA Sample Type:

Sample ID No.: MHSD-7
Sample Location:
Sampled By: F. Kolberg/S.Cameron
C.O.C. No.:

Type of Sample:
[] Low Concentration
[] High Concentration

GRAB SAMPLE DATA:

Date: 6/11/2009	Depth Interval	Color	Description (Sand, Silt, Clay, Moisture, etc.)
Time: 1650	3.7' top of min 4.4' Top of grab	Black Dk gray	F. SAND, SILT, some CLAY, loose, wet
Method: GRAB			
Monitor Reading (ppm): 4.2			

COMPOSITE SAMPLE DATA:

Date:	Time	Depth Interval	Color	Description (Sand, Silt, Clay, Moisture, etc.)
Method:				
Monitor Readings (Range in ppm):				

SAMPLE COLLECTION INFORMATION:

Analysis	Container Requirements	Collected		Other
VOCs	1 - 4-oz wide mouth glass	(Yes)	(No) FJK	
PAHs, PCBs, Metals, Total solids	1 - 8-oz wide mouth glass	(Yes)	No	
Full TCLP	1 - 8-oz wide mouth glass	Yes	No	

OBSERVATIONS / NOTES:

BTW = 1.9'
Depth to sediment 3.7'
Depth of water 2.
Top of grade to inlet top 8".

~~2 jar 8 oz insufficient amount available~~

MAP:

Circle if Applicable:

MS/MSD	Duplicate ID No.:

Signature(s):

FJK

Tetra Tech NUS, Inc.

SOIL & SEDIMENT SAMPLE LOG SHEET

Project Site Name: Lockheed Martin Middle River Complex
Project No.: 112IC02135 Storm Sewer Sediment

[] Surface Soil
[] Subsurface Soil
[X] Sediment
[] Other:
[] QA Sample Type:

Sample ID No.: MHSD-7A
Sample Location:
Sampled By: F. Kolberg/S.Cameron
C.O.C. No.:

Type of Sample:
[] Low Concentration
[] High Concentration

GRAB SAMPLE DATA:

Date: 6/11/2009	Depth Interval	Color	Description (Sand, Silt, Clay, Moisture, etc.)
Time: 1630	1.3'	Dk gray Black	F SAND & SILT, LOOSE, WET
Method: GRAB			
Monitor Reading (ppm): 0.1			

COMPOSITE SAMPLE DATA:

Date:	Time	Depth Interval	Color	Description (Sand, Silt, Clay, Moisture, etc.)
Method:				
Monitor Readings (Range in ppm):				

SAMPLE COLLECTION INFORMATION:

Analysis	Container Requirements	Collected	Other
VOCs	1 - 4-oz wide mouth glass	(Yes) No	
PAHs, PCBs, Metals, Total solids	1 - 8-oz wide mouth glass	(Yes) No	
Full TCLP	1 - 8-oz wide mouth glass	Yes (No)	

OBSERVATIONS / NOTES:

Manhole is full of sediment, water valve is present. Sediment at 1.3' below grade.

MAP:

Circle if Applicable:

MS/MSD	Duplicate ID No.:

Signature(s):

FJK

Tetra Tech NUS, Inc.

SOIL & SEDIMENT SAMPLE LOG SHEET

Project Site Name: LMC-MRC-Block E
Project No.: 112C01855

Sample ID No.: SB-541
Sample Location: ~~Block E Lot D~~
Sampled By: JP
C.O.C. No.:

- [X] Surface Soil
- [X] Subsurface Soil
- [ ] Sediment
- [ ] Other:
- [ ] QA Sample Type:

Type of Sample:
- [ ] Low Concentration
- [ ] High Concentration

GRAB SAMPLE DATA:

Date:	Depth Interval	Color	Description (Sand, Silt, Clay, Moisture, etc.)
Time:			
Method:			
Monitor Reading (ppm):			

~~COMPOSITE~~ SAMPLE DATA (GRAB)

Date: 10/23/08
Method: Split Spoon
Monitor Readings (Range in ppm): N/A

Time	Depth Interval	Color	Description (Sand, Silt, Clay, Moisture, etc.)
1335	0.0-0.5	Red	SANDY CLAY, firm grading to hard, low plasticity, trace sediment, fine gravel, slight moisture
1336	0.5-1.0	↓	
1337	2.0		
1338	3.0		
1339	4.0		

SAMPLE COLLECTION INFORMATION:

Analysis	Container Requirements	Collected	Other
PCB	1-8oz jar per depth		

OBSERVATIONS / NOTES:

- Corresponds to SB-1 on Proposed Soil Sample Locations map.
- Samples from depths 3 and 4 analyzed only if 2.0 is >1 ppm

MAP:

Circle if Applicable:

MS/MSD	Duplicate ID No.:

Signature(s):

Tetra Tech NUS, Inc.

SOIL & SEDIMENT SAMPLE LOG SHEET

Project Site Name: LMC-MRC-Block E
Project No.: 112ic01855

[X] Surface Soil
[X] Subsurface Soil
[] Sediment
[] Other:
[] QA Sample Type:

Sample ID No.: SB-542
Sample Location: ~~Block~~ E Lot D
Sampled By: JP
C.O.C. No.:

Type of Sample:
[] Low Concentration
[] High Concentration

GRAB SAMPLE DATA:

Date:	Depth Interval	Color	Description (Sand, Silt, Clay, Moisture, etc.)
Time:			
Method:			
Monitor Reading (ppm):			

~~COMPOSITE~~ SAMPLE DATA: (GRAB)

Date:	Time	Depth Interval	Color	Description (Sand, Silt, Clay, Moisture, etc.)
10/23/08	1413	0.0-0.5	Gray	SAND, fine to medium grained,
Method:	1413	0.5-1.0		loose, dry
Split spoon	1414	2.0	Gray & Red	CLAY, firm, medium plasticity,
Monitor Readings	1415	3.0		slight moist.
(Range in ppm):	1416	4.0	Gray	CLAY, hard, medium plasticity,
N/A				trace fine gravel, organic
				material, slight moist.

SAMPLE COLLECTION INFORMATION:

Analysis	Container Requirements	Collected	Other
PCB	1-8oz jar per sample		

OBSERVATIONS / NOTES:

- Corresponds to SB-2 on Proposed Soil Sample Locations map
- Samples from depth 3 and 4 analyzed only if analysis of depth 2 is >1 ppm

MAP:

Circle if Applicable:

MS/MSD	Duplicate ID No.:

Signature(s): [signature]

Tetra Tech NUS, Inc.

SOIL & SEDIMENT SAMPLE LOG SHEET

Project Site Name: LMC-MRC-Block E
Project No.: 112IC01855

Sample ID No.: SB-543
Sample Location: Lot D
Sampled By: JP
C.O.C. No.:

- [X] Surface Soil
- [X] Subsurface Soil
- [ ] Sediment
- [ ] Other:
- [ ] QA Sample Type:

Type of Sample:
- [ ] Low Concentration
- [ ] High Concentration

GRAB SAMPLE DATA:

Date:	Depth Interval	Color	Description (Sand, Silt, Clay, Moisture, etc.)
Time:			
Method:			
Monitor Reading (ppm):			

~~COMPOSITE~~ SAMPLE DATA: (GRAB)

Date:	Time	Depth Interval	Color	Description (Sand, Silt, Clay, Moisture, etc.)
10/23/08	1100	0.0-0.5	Brown/Gray	SANDY CLAY, trace gravel, low density, wet
Method: Split Spoon	1101	0.5-1.0	↓	
	1102	2.0		
Monitor Readings (Range in ppm): N/A	1103	3.0		
	1104	4.0		

SAMPLE COLLECTION INFORMATION:

Analysis	Container Requirements	Collected	Other
PCB	1-8oz jar per sample		

OBSERVATIONS / NOTES:

- Corresponds to SB-3 on Proposed Soil Sample Locations map
- Samples from depths 3 and 4 analyzed only if analysis from depth 2 is >1 ppm

MAP:

Circle if Applicable:

MS/MSD	Duplicate ID No.:

Signature(s):

Shawn L. McKenzie

Tetra Tech NUS, Inc.

SOIL & SEDIMENT SAMPLE LOG SHEET

Project Site Name: LMC-MRC-Block E
Project No.: 112IC01855

[X] Surface Soil
[X] Subsurface Soil
[] Sediment
[] Other:
[] QA Sample Type:

Sample ID No.: SB-544
Sample Location: Lot D
Sampled By: JP
C.O.C. No.:

Type of Sample:
[] Low Concentration
[] High Concentration

GRAB SAMPLE DATA:

Date:	Depth Interval	Color	Description (Sand, Silt, Clay, Moisture, etc.)
Time:			
Method:			
Monitor Reading (ppm):			

~~COMPOSITE~~ SAMPLE DATA: (GRAB)

Date:	Time	Depth Interval	Color	Description (Sand, Silt, Clay, Moisture, etc.)
10/23/08	1036	0.0-0.5	Tan	SAND, fine to medium
Method:	1037	0.5-1.0	↓	grained, trace gravel, medium
Split Spoon	1028	2.0		moist.
Monitor Readings	1029	3.0		
(Range in ppm):	1029	4.0	↓	
N/A				

SAMPLE COLLECTION INFORMATION:

Analysis	Container Requirements	Collected	Other
PCB	1-8oz jar per sample		

OBSERVATIONS / NOTES:

- corresponds to SB-4 on Proposed Soil Sample Locations map.
- Samples from depths 3 and 4 analyzed only if analysis of depth 2 > 1ppm

MAP:

Circle if Applicable:

MS/MSD	Duplicate ID No.:

Signature(s): [signature]

Tetra Tech NUS, Inc.

SOIL & SEDIMENT SAMPLE LOG SHEET

Project Site Name: LRC-MRC-Block E
Project No.: 112IC01855

Sample ID No.: SB-545
Sample Location: Lot D
Sampled By: JP
C.O.C. No.:

[X] Surface Soil
[X] Subsurface Soil
[ ] Sediment
[ ] Other:
[ ] QA Sample Type:

Type of Sample:
[ ] Low Concentration
[ ] High Concentration

GRAB SAMPLE DATA:

Date:	Depth Interval	Color	Description (Sand, Silt, Clay, Moisture, etc.)
Time:			
Method:			
Monitor Reading (ppm):			

COMPOSITE SAMPLE DATA:

Date: 10/23/08
Method: Split Spoon
Monitor Readings (Range in ppm): N/A

Time	Depth Interval	Color	Description (Sand, Silt, Clay, Moisture, etc.)
1117	0.0 - 0.5	Red & Brown	CLAY, firm, low plasticity, slight moisture
1118	0.5 - 1.0	↓	
1119	2.0		SAND, low density, loose, slight moisture.
1120	3.0		
1121	4.0		

SAMPLE COLLECTION INFORMATION:

Analysis	Container Requirements	Collected	Other
PCB	1-8oz jar per sample		

OBSERVATIONS / NOTES:

- Corresponds to SB-5 on Proposed Soil Sample Locations map.
- Samples from depths 3 and 4 analyzed only if analysis of depth 2 is >1ppm

MAP:

Circle if Applicable:

MS/MSD	Duplicate ID No.:

Signature(s):

Tetra Tech NUS, Inc.

SOIL & SEDIMENT SAMPLE LOG SHEET

Project Site Name: LMC-MRC-BlockE
Project No.: 112IC01855

Sample ID No.: SB-546
Sample Location: Lot D
Sampled By: JP
C.O.C. No.:

[X] Surface Soil
[X] Subsurface Soil
[ ] Sediment
[ ] Other:
[ ] QA Sample Type:

Type of Sample:
[ ] Low Concentration
[ ] High Concentration

GRAB SAMPLE DATA:

Date:	Depth Interval	Color	Description (Sand, Silt, Clay, Moisture, etc.)
Time:			
Method:			
Monitor Reading (ppm):			

~~CONTINUOUS~~ SAMPLE DATA: (GRAB)

Date:	Time	Depth Interval	Color	Description (Sand, Silt, Clay, Moisture, etc.)
10/23/08	1314	0.0-0.5	Red	SAND, (possible fill), loose, dry, trace gravel
Method: Split Spoon	1315	0.5-1.0	↓	-CLAY, soft, low plasticity, slight moist
	1315	2.0		
Monitor Readings (Range in ppm):	1316	3.0		
N/A	1317	4.0		

SAMPLE COLLECTION INFORMATION:

Analysis	Container Requirements	Collected	Other
PCB	1-8oz jar per sample		

OBSERVATIONS / NOTES:

- Corresponds to SB-~~546~~ 6 on Proposed Soil Sample Locations map.
- Samples from depths 3 and 4 analyzed only if analysis from depth 2 is >1ppm.

MAP:

Circle if Applicable:

MS/MSD	Duplicate ID No.:
SB-	DUP 6: SB-546-SS0-0.5
	SB- DUP 7: SB-546-SS0.5-1.0
	SB- DUP 8: SB-546-2

Signature(s):

Shawn L Mahoney

Tetra Tech NUS, Inc.

SOIL & SEDIMENT SAMPLE LOG SHEET

Project Site Name: LMC-MRC-BlockF
Project No.: 112IC01855

[X] Surface Soil
[X] Subsurface Soil
[] Sediment
[] Other:
[] QA Sample Type:

Sample ID No.: SB-547
Sample Location: Lot D
Sampled By: JP
C.O.C. No.:

Type of Sample:
[] Low Concentration
[] High Concentration

GRAB SAMPLE DATA:

Date:	Depth Interval	Color	Description (Sand, Silt, Clay, Moisture, etc.)
Time:			
Method:			
Monitor Reading (ppm):			

~~COMPOSITE~~ SAMPLE DATA (GRAB)

Date:	Time	Depth Interval	Color	Description (Sand, Silt, Clay, Moisture, etc.)
10/21/08	1504	0.0-0.5	Tan	SAND (possible fill), fine to
Method:	1505	0.5-1.0	↓	medium grained, medium
Split Spoon	1506	2.0		compaction, slight moist.
Monitor Readings	1507	3.0		
(Range in ppm):	1508	4.0	↓	
N/A				

SAMPLE COLLECTION INFORMATION:

Analysis	Container Requirements	Collected	Other
PCB	1-8oz jar per sample		

OBSERVATIONS / NOTES:

- Corresponds to SB-7 on Proposed Soil Sample Locations map.
- Samples from depths 3' and 4' analyzed only if analysis from depth 2' is >1 ppm

MAP:

Circle if Applicable:

MS/MSD	Duplicate ID No.:

Signature(s): [signature]

Tetra Tech NUS, Inc.

SOIL & SEDIMENT SAMPLE LOG SHEET

Project Site Name: IMC-MRC-Lot D
Project No.: 112IC01855

Sample ID No.: SB-548
Sample Location: Lot D
Sampled By: ~~BBB~~ JP
C.O.C. No.:

[X] Surface Soil
[X] Subsurface Soil
[ ] Sediment
[ ] Other:
[ ] QA Sample Type:

Type of Sample:
[ ] Low Concentration
[ ] High Concentration

GRAB SAMPLE DATA:

Date:	Depth Interval	Color	Description (Sand, Silt, Clay, Moisture, etc.)
Time:			
Method:			
Monitor Reading (ppm):			

~~COMPOSITE~~ SAMPLE DATA: (GRAB)

Date:	Time	Depth Interval	Color	Description (Sand, Silt, Clay, Moisture, etc.)
10/23/08	1255	0.0-0.5	Brown	-SAND, fine to medium grained, slight moist, low density, trace fine gravel
Method: Split Spoon	1256	0.5-1.0	↓	
	1257	2.0	↓	
Monitor Readings (Range in ppm):	1257	3.0	Red & Tan	-CLAY, firm, low plasticity, slight moisture.
N/A	1258	4.0	↓	

SAMPLE COLLECTION INFORMATION:

Analysis	Container Requirements	Collected	Other
PCB	1-8oz jar per sample		

OBSERVATIONS / NOTES:

- corresponds to SB-8 on Proposed Soil Sample Locations map.
- Sample collected at 3' and 4' analyzed only if analysis from 2' sample is >1ppm.

MAP:

Circle if Applicable:

MS/MSD	Duplicate ID No.:
	SB-DUP5 : SB-548-2

SB-DUP9 : SB-548-0-0.5
SB-DUP10 : SB-548-0.5-1.0

Signature(s):

Adam L Mathews

Tetra Tech NUS, Inc.

SOIL & SEDIMENT SAMPLE LOG SHEET

Project Site Name: LMC-MRC-Block E
Project No.: 112C01855

Sample ID No.: SB-549
Sample Location: Lot D
Sampled By: JP
C.O.C. No.:

[X] Surface Soil
[X] Subsurface Soil
[ ] Sediment
[ ] Other:
[ ] QA Sample Type:

Type of Sample:
[ ] Low Concentration
[ ] High Concentration

GRAB SAMPLE DATA:

Date: / Time: / Method: / Monitor Reading (ppm):	Depth Interval	Color	Description (Sand, Silt, Clay, Moisture, etc.)

COMPOSITE SAMPLE DATA:

Date: 10/23/08
Method: Split Spoon
Monitor Readings (Range in ppm): N/A.

Time	Depth Interval	Color	Description (Sand, Silt, Clay, Moisture, etc.)
1010	0.0-0.5	Red	SAND, fine to medium grained, loose, slight moist to moist
1011	0.5-1.0	↓	
1012	2.0		
1013	3.0		
1040	4.0	↓	

SAMPLE COLLECTION INFORMATION:

Analysis	Container Requirements	Collected	Other
PCB	1-8oz jar per Sample		

OBSERVATIONS / NOTES:

- Corresponds to SB-9 on Proposed Soil Sample Locations map.
- Samples collected at 3' and 4' analyzed only if 2' sample analysis is >1ppm

MAP:

Circle if Applicable:

MS/MSD	Duplicate ID No.:
	SB-DUP4 : SB-549-2.0

Signature(s):

Tetra Tech NUS, Inc.

SOIL & SEDIMENT SAMPLE LOG SHEET

Project Site Name: LMC-MRC-BlockE
Project No.: 112IC01855

Sample ID No.: SB-550
Sample Location: Lot D
Sampled By: JP
C.O.C. No.:

[X] Surface Soil
[X] Subsurface Soil
[ ] Sediment
[ ] Other:
[ ] QA Sample Type:

Type of Sample:
[ ] Low Concentration
[ ] High Concentration

GRAB SAMPLE DATA:

Date:	Depth Interval	Color	Description (Sand, Silt, Clay, Moisture, etc.)
Time:			
Method:			
Monitor Reading (ppm):			

~~COMPOSITE~~ SAMPLE DATA: (GRAB)

Date:	Time	Depth Interval	Color	Description (Sand, Silt, Clay, Moisture, etc.)
10/23/08		0.0→0.5	Red	CLAY, firm, low plasticity, some silt, trace fine gravel, slight moist
Method: Split spoon		0.5-1.0	↓	
		2.0		
Monitor Readings		3.0		
(Range in ppm):		4.0		
N/A				

SAMPLE COLLECTION INFORMATION:

Analysis	Container Requirements	Collected	Other
PCB	1-8oz jar per sample		

OBSERVATIONS / NOTES:

- Corresponds to SB-10 on Proposed Soil Sample Locations map.
- Samples collected at 3' and 4' analyzed only if analysis of 2' BS >1ppm.

MAP:

Circle if Applicable:

MS/MSD	Duplicate ID No.:

Signature(s):

Jason L Mathewson

Tetra Tech NUS, Inc.

SOIL & SEDIMENT SAMPLE LOG SHEET

Project Site Name: LMC-MRC-Block E
Project No.: 112ic01855

Sample ID No.: SB-551
Sample Location: Lot D
Sampled By: JP
C.O.C. No.:

[X] Surface Soil
[X] Subsurface Soil
[ ] Sediment
[ ] Other:
[ ] QA Sample Type:

Type of Sample:
[ ] Low Concentration
[ ] High Concentration

GRAB SAMPLE DATA:

Date:	Depth Interval	Color	Description (Sand, Silt, Clay, Moisture, etc.)
Time:			
Method:			
Monitor Reading (ppm):			

~~COMPOSITE~~ SAMPLE DATA: (GRAB)

Date:	Time	Depth Interval	Color	Description (Sand, Silt, Clay, Moisture, etc.)
10/23/08	0928	concrete		
Method:	0929	0.0-0.5	Tan	SAND, med. dense, moist
Split Spoon	0930	0.5-1.0	Gray/Tan	SILTY CLAY, hard, low plasticity,
Monitor Readings	0931	2.0	↓	slight moist
(Range in ppm):	0932	3.0	Red	CLAY, hard, low silt, med.
N/A	0933	4.0	↓	plasticity, slight moist

SAMPLE COLLECTION INFORMATION:

Analysis	Container Requirements	Collected	Other
PCB	1-8oz jar per sample		

OBSERVATIONS / NOTES:

- Corresponds to SB-11 on Proposed Soil Sample Locations map.
- Samples collected at 3' and 4' analyzed only if 2' sample is >1ppm.

MAP:

Circle if Applicable:

MS/MSD	Duplicate ID No.:

Signature(s):

Dawn L. Mathews

Tetra Tech NUS, Inc.

SOIL & SEDIMENT SAMPLE LOG SHEET

Project Site Name: LMC-MRC-Block E
Project No.: 112ic01855

Sample ID No.: SB-552
Sample Location: Lot D
Sampled By: JP
C.O.C. No.:

[X] Surface Soil
[X] Subsurface Soil
[ ] Sediment
[ ] Other:
[ ] QA Sample Type:

Type of Sample:
[ ] Low Concentration
[ ] High Concentration

GRAB SAMPLE DATA:

Date:	Depth Interval	Color	Description (Sand, Silt, Clay, Moisture, etc.)
Time:			
Method:			
Monitor Reading (ppm):			

~~COMPOSITE~~ SAMPLE DATA: (GRAB)

Date:	Time	Depth Interval	Color	Description (Sand, Silt, Clay, Moisture, etc.)
10/23/08	0905	Concrete		
Method:	0906	0.0-0.5	Light Brown	CLAY, firm, low plasticity,
Split Spoon	0907	0.5-1.0	↓	Slight moist
Monitor Readings	0908	2.0		↓
(Range in ppm):	0909	3.0		
N/A	0910	4.0	↓	

SAMPLE COLLECTION INFORMATION:

Analysis	Container Requirements	Collected	Other
PCB	1-8oz jar per sample		

OBSERVATIONS / NOTES:

- Corresponds to SB-12 on Proposed Soil Sample Locations Map.
- Samples collected at 3' and 4' analyzed only if analysis of 2' sample is >1 ppm

MAP:

Circle if Applicable:

MS/MSD	Duplicate ID No.:

Signature(s):

Shawn L Mahoney

Tetra Tech NUS, Inc.

SOIL & SEDIMENT SAMPLE LOG SHEET

Project Site Name: LMC-MRC-Block E
Project No.: 112IC01855

Sample ID No.: SB-553
Sample Location: Lot D
Sampled By: JP
C.O.C. No.:

[X] Surface Soil
[X] Subsurface Soil
[] Sediment
[] Other:
[] QA Sample Type:

Type of Sample:
[] Low Concentration
[] High Concentration

GRAB SAMPLE DATA:

Date:	Depth Interval	Color	Description (Sand, Silt, Clay, Moisture, etc.)
Time:			
Method:			
Monitor Reading (ppm):			

~~COMPOSITE~~ SAMPLE DATA: (GRAB)

Date:	Time	Depth Interval	Color	Description (Sand, Silt, Clay, Moisture, etc.)
10/21/08	1346	11"	—	concrete
Method: split spoon	1341	0.0-0.5	Red	CLAY, med. plasticity, med. dense,
	1342	2	↓	soft, fine gravel, loose, med. moist.
Monitor Readings (Range in ppm): N/A				

SAMPLE COLLECTION INFORMATION:

Analysis	Container Requirements	Collected	Other
PCB	1-8oz jar per sample		

OBSERVATIONS / NOTES:

- corresponds to SB-13 on Proposed Soil Sample Locations map.

MAP:

Circle if Applicable:

MS/MSD	Duplicate ID No.:

Signature(s):

Dawn L Mullenix

Tetra Tech NUS, Inc.

SOIL & SEDIMENT SAMPLE LOG SHEET

Project Site Name: LMC-MRC-Block E
Project No.: 112ic01855

Sample ID No.: SB-554
Sample Location: Lot D
Sampled By: JP
C.O.C. No.:

- [X] Surface Soil
- [X] Subsurface Soil
- [ ] Sediment
- [ ] Other:
- [ ] QA Sample Type:

Type of Sample:
- [ ] Low Concentration
- [ ] High Concentration

GRAB SAMPLE DATA:

Date:	Depth Interval	Color	Description (Sand, Silt, Clay, Moisture, etc.)
Time:			
Method:			
Monitor Reading (ppm):			

~~COMPOSITE~~ SAMPLE DATA: (GRAB)

Date:	Time	Depth Interval	Color	Description (Sand, Silt, Clay, Moisture, etc.)
10/21/08	?	7.0"	~~Tan~~	concrete
Method:	1026	0.0-0.5	Tan	SAND, fine to medium grained,
Split Spoon	1027	0.5-1.0	↓	med. density, loose, fine gravel,
Monitor Readings	1028	2.0		slight moist.
(Range in ppm):	1028	3.0		↓
N/A	1029	4.0	↓	

SAMPLE COLLECTION INFORMATION:

Analysis	Container Requirements	Collected	Other
PCB	1-8oz jar per sample		

OBSERVATIONS / NOTES:

- Corresponds to SB-14 on Proposed Soil Sample Locations map.
- Samples collected at 3' and 4' analyzed only if analysis from 2' samples >1 ppm

MAP:

Circle if Applicable:

MS/MSD	Duplicate ID No.:

Signature(s):

Dawn L Mahoney

Tetra Tech NUS, Inc.

SOIL & SEDIMENT SAMPLE LOG SHEET

Project Site Name: LMC-MRC-BlocKE
Project No.: 112IC01855

Sample ID No.: SB-555
Sample Location: Lot D
Sampled By: JP
C.O.C. No.:

[X] Surface Soil
[X] Subsurface Soil
[] Sediment
[] Other:
[] QA Sample Type:

Type of Sample:
[] Low Concentration
[] High Concentration

GRAB SAMPLE DATA:

Date:	Depth Interval	Color	Description (Sand, Silt, Clay, Moisture, etc.)
Time:			
Method:			
Monitor Reading (ppm):			

~~COMPOSITE~~ SAMPLE DATA: (GRAB)

Date:	Time	Depth Interval	Color	Description (Sand, Silt, Clay, Moisture, etc.)
10/21/08	0945	0.0-0.5		
Method:	0948	0.5-1.0		
Split Spoon	0953	2.0		
Monitor Readings	1000	4.0		
(Range in ppm):	1006	6.0		
N/A	1007	8.0		

SAMPLE COLLECTION INFORMATION:

Analysis	Container Requirements	Collected	Other
PCB's	1-8oz jar per sample.		

OBSERVATIONS / NOTES:

- Corresponds to SB-15 on the Proposed Soil Sample Locations map.
- Samples collected at 6' and 8' analyzed only if sample from depth above IS >1ppm

MAP:

Circle if Applicable:

MS/MSD	Duplicate ID No.:

Signature(s):

Dawn L Mahony

Tetra Tech NUS, Inc.

SOIL & SEDIMENT SAMPLE LOG SHEET

Project Site Name: LMC-MRC-Block E
Project No.: 112IC01855

Sample ID No.: SB-556
Sample Location: Lot D
Sampled By: JP
C.O.C. No.:

[X] Surface Soil
[X] Subsurface Soil
[ ] Sediment
[ ] Other:
[ ] QA Sample Type:

Type of Sample:
[ ] Low Concentration
[ ] High Concentration

GRAB SAMPLE DATA:

Date:	Depth Interval	Color	Description (Sand, Silt, Clay, Moisture, etc.)
Time:			
Method:			
Monitor Reading (ppm):			

COMPOSITE SAMPLE DATA (GRAB)

Date:	Time	Depth Interval	Color	Description (Sand, Silt, Clay, Moisture, etc.)
10/21/08	1019	0.0-0.5		
Method:	1017	0.5-1.0		
Split Spoon	1024	2.0		
Monitor Readings	1025	4.0		
(Range in ppm):	1028	6.0		
N/A	1029	8.0		

SAMPLE COLLECTION INFORMATION:

Analysis	Container Requirements	Collected	Other
PCB's	1-8oz jar per sample		

OBSERVATIONS / NOTES:

- Corresponds to SB-16 on Proposed Soil Sample Locations map.
- Samples collected at 6' and 8' analyzed only if sample from above depth is >1ppm

MAP:

Circle if Applicable:

MS/MSD	Duplicate ID No.:

Signature(s):

Shawn L Mathews

Tetra Tech NUS, Inc.

SOIL & SEDIMENT SAMPLE LOG SHEET

Project Site Name: LMC-MRC-Block E
Project No.: 112ic01855

Sample ID No.: SB-557
Sample Location: Lot D
Sampled By: JP
C.O.C. No.:

[X] Surface Soil
[X] Subsurface Soil
[] Sediment
[] Other:
[] QA Sample Type:

Type of Sample:
[] Low Concentration
[] High Concentration

GRAB SAMPLE DATA:

Date:	Depth Interval	Color	Description (Sand, Silt, Clay, Moisture, etc.)
Time:			
Method:			
Monitor Reading (ppm):			

~~COMPOSITE~~ SAMPLE DATA: (GRAB)

Date:	Time	Depth Interval	Color	Description (Sand, Silt, Clay, Moisture, etc.)
10/21/08	1120	0-0.5	Black/White	Concrete and Gravel Fill, med. SAND
Method:	1123	0.5-1.0		loose, dry
Split Spoon	1123	2.0	Red	CLAY and SAND, low plast, fine, me
Monitor Readings	1129	4.0		CLAY and SAND, med. grained,
(Range in ppm):	1126	6.0		med. dense, med. plasticity,
N/A	1131	8.0	↓	Wet

SAMPLE COLLECTION INFORMATION:

Analysis	Container Requirements	Collected	Other
PCB	1-8oz jar per depth		

OBSERVATIONS / NOTES:

- Corresponds to SB-17 on Proposed Soil Sample Locations map
- Samples collected at 6' and 8' analyzed only if sample from above depth is >1ppm

MAP:

Circle if Applicable:

MS/MSD	Duplicate ID No.:

Signature(s): Dawn L Mathews

Tetra Tech NUS, Inc.

SOIL & SEDIMENT SAMPLE LOG SHEET

Project Site Name: LMC-MRC-Blocke
Project No.: 112ic01855

Sample ID No.: SB-558
Sample Location: LOTD
Sampled By: JP
C.O.C. No.:

[X] Surface Soil
[X] Subsurface Soil
[ ] Sediment
[ ] Other:
[ ] QA Sample Type:

Type of Sample:
[ ] Low Concentration
[ ] High Concentration

GRAB SAMPLE DATA:

Date:	Depth Interval	Color	Description (Sand, Silt, Clay, Moisture, etc.)
Time:			
Method:			
Monitor Reading (ppm):			

~~COMPOSITE~~ SAMPLE DATA: (GRAB)

Date: 10/21/08
Method: Split Spoon
Monitor Readings (Range in ppm): N/A

Time	Depth Interval	Color	Description (Sand, Silt, Clay, Moisture, etc.)
1217	0-0.5	Black/Tan	SAND, med. grained, fine gravel,
1218	0.5-1.0	↓	med. moist
1219	2.0	Brown/Gray	CLAY, hard, low plasticity, some
1220	4.0	↓	Silt, slight moist.
1221	6.0	Red	SANDY CLAY, med. dense, low
1222	8.0	↓	plasticity, firm, slight moist.

SAMPLE COLLECTION INFORMATION:

Analysis	Container Requirements	Collected	Other
PCB's	1-8oz jar per sample		

OBSERVATIONS / NOTES:

- Corresponds to SB-18 on Proposed Soil Sample Locations map.
- Samples collected at 6' and 8' analyzed only if sample from above depth is >1 ppm

MAP:

Circle if Applicable:

MS/MSD	Duplicate ID No.:

Signature(s):

Darren L MacInnes

Tetra Tech NUS, Inc.

SOIL & SEDIMENT SAMPLE LOG SHEET

Project Site Name: LMC-MRC-Blocke
Project No.: 112ic01855

Sample ID No.: SB-559
Sample Location: Lot D
Sampled By: JP
C.O.C. No.:

[X] Surface Soil
[X] Subsurface Soil
[] Sediment
[] Other:
[] QA Sample Type:

Type of Sample:
[] Low Concentration
[] High Concentration

GRAB SAMPLE DATA:

Date:	Depth Interval	Color	Description (Sand, Silt, Clay, Moisture, etc.)
Time:			
Method:			
Monitor Reading (ppm):			

~~COMPOSITE~~ SAMPLE DATA: (GRAB)

Date:	Time	Depth Interval	Color	Description (Sand, Silt, Clay, Moisture, etc.)
10/22/08	1400	0-0.5	Tan	SAND, loose, trace gravel, slight moist,
Method:	1401	0.5-1.0	↓	(fill?)
Split Spoon	1402	2.0	Tan & Red	SAND, med-fine grained, slight moist
Monitor Readings	1403	4.0	↓	
(Range in ppm):	1404	6.0	Tan	SILTY CLAY, hard, slight moist, low plas
N/A	1405	8.0	Brown	CLAY, hard, med. plast., moist

SAMPLE COLLECTION INFORMATION:

Analysis	Container Requirements	Collected	Other
PCB's	1-8oz jar per sample		

OBSERVATIONS / NOTES:

- corresponds to SB-19 on Proposed Soil Sample Locations map.
- Samples collected at 6' and 8' analyzed only if sample from above depth is >1 ppm

MAP:

Circle if Applicable:

MS/MSD	Duplicate ID No.:

Signature(s):

James J McInerney

Tetra Tech NUS, Inc.

SOIL & SEDIMENT SAMPLE LOG SHEET

Project Site Name: LMC-MRC-Block E
Project No.: 112 ic 08155

[X] Surface Soil
[X] Subsurface Soil
[] Sediment
[] Other:
[] QA Sample Type:

Sample ID No.: SB-560
Sample Location: Lot D
Sampled By: JP
C.O.C. No.:

Type of Sample:
[] Low Concentration
[] High Concentration

GRAB SAMPLE DATA:

Date:	Depth Interval	Color	Description (Sand, Silt, Clay, Moisture, etc.)
Time:			
Method:			
Monitor Reading (ppm):			

~~COMPOSITE~~ SAMPLE DATA: (GRAB)

Date:	Time	Depth Interval	Color	Description (Sand, Silt, Clay, Moisture, etc.)
10/22/08	1444	0.0-0.5	Gray	SAND, loose, dry, (fill?), fine grave
Method:	1445	0.5-1.0	↓	
Split Spoon	1446	2.0	Red	SAND, fine-med. grained, med.
Monitor Readings	1447	4.0	↓	dense, slight moist.
(Range in ppm):	1448	6.0	↓	CLAY, hard, low plasticity, moist,
N/A	1449	8.0	↓	fine gravel

SAMPLE COLLECTION INFORMATION:

Analysis	Container Requirements	Collected	Other
PCB's	1-8oz jar per depth		

OBSERVATIONS / NOTES:

- corresponds to SB-20 on Proposed Soil Sample Locations map.
- Samples collected at 6' and 8' analyzed only if sample from above depth is >1 ppm.

MAP:

Circle if Applicable:

MS/MSD	Duplicate ID No.:

Signature(s): [signature]

Tetra Tech NUS, Inc.

SOIL & SEDIMENT SAMPLE LOG SHEET

Project Site Name: LMC-MRC-Block E
Project No.: 112ic01855

Sample ID No.: SB-561
Sample Location: Lot D
Sampled By: JP
C.O.C. No.:

[X] Surface Soil
[X] Subsurface Soil
[ ] Sediment
[ ] Other:
[ ] QA Sample Type:

Type of Sample:
[ ] Low Concentration
[ ] High Concentration

GRAB SAMPLE DATA:

Date:	Depth Interval	Color	Description (Sand, Silt, Clay, Moisture, etc.)
Time:			
Method:			
Monitor Reading (ppm):			

COMPOSITE SAMPLE DATA:

Date:	Time	Depth Interval	Color	Description (Sand, Silt, Clay, Moisture, etc.)
10/21/08	0917	0.0-0.5		
Method:	0921	0.5-1.0		
Split Spoon	0926	2.0		
Monitor Readings	0928	4.0		
(Range in ppm):	0930	6.0		
N/A	0935	8.0		

SAMPLE COLLECTION INFORMATION:

Analysis	Container Requirements	Collected	Other
PCB's	1-8oz jar per sample		

OBSERVATIONS / NOTES:

- corresponds to SB-21 on Proposed Soil Sample Locations map.
- Samples collected at 6' and 8' analyzed only if sample from above depth is >1ppm

MAP:

Circle if Applicable:

MS/MSD	Duplicate ID No.:

Signature(s): Darren L. Mahoney

Tetra Tech NUS, Inc.

SOIL & SEDIMENT SAMPLE LOG SHEET

Project Site Name: LMC-MRC-Block E
Project No.: 112IC01855

[X] Surface Soil
[X] Subsurface Soil
[] Sediment
[] Other:
[] QA Sample Type:

Sample ID No.: SB-562
Sample Location: Lot D
Sampled By: JP
C.O.C. No.:

Type of Sample:
[] Low Concentration
[] High Concentration

GRAB SAMPLE DATA:

Date:	Depth Interval	Color	Description (Sand, Silt, Clay, Moisture, etc.)
Time:			
Method:			
Monitor Reading (ppm):			

~~COMPOSITE~~ SAMPLE DATA: (GRAB)

Date:	Time	Depth Interval	Color	Description (Sand, Silt, Clay, Moisture, etc.)
10/21/08	1040	0.0-0.5		
Method:	1041	0.5-1.0		
Split Spoon	1044	2.0		
Monitor Readings	1045	4.0		
(Range in ppm):	1047	6.0		
N/A	1051	8.0		

SAMPLE COLLECTION INFORMATION:

Analysis	Container Requirements	Collected	Other
PCB's	1-8oz jar per sample.		

OBSERVATIONS / NOTES:

- Corresponds to SB-22 on Proposed Soil Sample Locations map.
- Samples collected at 6' and 8' analyzed only if sample from above depth is >1 ppm

MAP:

Circle if Applicable:

MS/MSD	Duplicate ID No.:

Signature(s): [signature]

Tetra Tech NUS, Inc.

SOIL & SEDIMENT SAMPLE LOG SHEET

Project Site Name: LMC-MRC-Block E
Project No.: 112 LC 01855

[X] Surface Soil
[X] Subsurface Soil
[] Sediment
[] Other:
[] QA Sample Type:

Sample ID No.: SB-563
Sample Location: LOT D
Sampled By: JP
C.O.C. No.:

Type of Sample:
[] Low Concentration
[] High Concentration

GRAB SAMPLE DATA:

	Depth Interval	Color	Description (Sand, Silt, Clay, Moisture, etc.)
Date:			
Time:			
Method:			
Monitor Reading (ppm):			

~~COMPOSITE~~ SAMPLE DATA: (GRAB)

	Time	Depth Interval	Color	Description (Sand, Silt, Clay, Moisture, etc.)
Date: 10/21/08	1153	0.0-0.5	Tan	SAND, med. grained, moist, dense
Method: Split Spoon	1154	0.5-1.0	↓	
	1155	2.0	Dark Brown	CLAY/SAND, fine-med. grained,
Monitor Readings	1156	4.0		low plasticity, soft, slight moist
(Range in ppm):	1157	6.0	Gray	Gravel / Concrete (fill?), fine
N/A	1158	8.0	Red/Brown	CLAY/SAND, fine to med. grained,
				firm, slight moist, med. dense

SAMPLE COLLECTION INFORMATION:

Analysis	Container Requirements	Collected	Other
PCB's	1-8oz jar per sample		

OBSERVATIONS / NOTES:

- corresponds to SB-23 on Proposed Soil Sample Locations map
- Samples collected at 6' and 8' analyzed only if sample from above depth is >1 ppm

MAP:

Circle if Applicable:

MS/MSD	Duplicate ID No.:

Signature(s): [signature]

Tetra Tech NUS, Inc.

SOIL & SEDIMENT SAMPLE LOG SHEET

Project Site Name: LMC-MRC-Block E
Project No.: 112IC01855

[X] Surface Soil
[X] Subsurface Soil
[] Sediment
[] Other:
[] QA Sample Type:

Sample ID No.: SB-564
Sample Location: LOT D
Sampled By: LJP
C.O.C. No.: 1

Type of Sample:
[] Low Concentration
[] High Concentration

GRAB SAMPLE DATA:

	Depth Interval	Color	Description (Sand, Silt, Clay, Moisture, etc.)
Date:			
Time:			
Method:			
Monitor Reading (ppm):			

~~COMPOSITE~~ SAMPLE DATA: (GRAB)

Date:	Time	Depth Interval	Color	Description (Sand, Silt, Clay, Moisture, etc.)
10/22/08	1420	0.0-0.5	Brown grading	GRAVEL/CONCRETE, very loose, (fill?)
Method:	1421	0.5-1.0	to Gray	
Split Spoon	1422	2.0	Tan	SAND, loose, low density, slight
Monitor Readings	1423	4.0	↓	moist
(Range in ppm):	1424	6.0	Red	CLAY, hard, slight moist, low
N/A	1425	8.0	↓	plasticity

SAMPLE COLLECTION INFORMATION:

Analysis	Container Requirements	Collected	Other
PCB's	1-8oz jar per sample		

OBSERVATIONS / NOTES:

- corresponds to SB-24 on Proposed Soil Sample Locations map.
- Samples collected at 6' and 8' analyzed only if sample from above depth is >1ppm

MAP:

Circle if Applicable:

MS/MSD	Duplicate ID No.:

Signature(s): [signature]

Tetra Tech NUS, Inc.

SOIL & SEDIMENT SAMPLE LOG SHEET

Project Site Name: LMC-MRC-Block E
Project No.: 112 ic 04855

Sample ID No.: SB-565
Sample Location: Lot D
Sampled By: JP
C.O.C. No.:

[X] Surface Soil
[X] Subsurface Soil
[] Sediment
[] Other:
[] QA Sample Type:

Type of Sample:
[] Low Concentration
[] High Concentration

GRAB SAMPLE DATA:

Date:	Depth Interval	Color	Description (Sand, Silt, Clay, Moisture, etc.)
Time:			
Method:			
Monitor Reading (ppm):			

~~COMPOSITE~~ SAMPLE DATA: (GRAB)

Date:	Time	Depth Interval	Color	Description (Sand, Silt, Clay, Moisture, etc.)
10/22/08	1008	0.0-0.5	DK. Brown	SAND, loose, organic material
Method:	1009	0.5-1.0	↓	
Split Spoon	1010	2.0	Red/Tan	CLAY, med. firm, low plast., slight moist, grading to hard.
Monitor Readings	1011	4.0	↓	
(Range in ppm):	1012	6.0	Tan	CLAY, soft, low plasticity, trace fine gravel, slight moist.
N/A	1013	8.0	↓	

SAMPLE COLLECTION INFORMATION:

Analysis	Container Requirements	Collected	Other
PCB's	1-8oz jar per sample		

OBSERVATIONS / NOTES:

- corresponds to SB-25 on Proposed Soil Sample Locations map.
- Samples collected at 6' and 8' analyzed only if sample from above depth is > 1ppm

MAP:

Circle if Applicable:

MS/MSD	Duplicate ID No.:

Signature(s): Dawn L MacKenzie

Tetra Tech NUS, Inc.

SOIL & SEDIMENT SAMPLE LOG SHEET

Project Site Name: LMC-MRC-Block E
Project No.: 112 ic 01855

[X] Surface Soil
[X] Subsurface Soil
[] Sediment
[] Other:
[] QA Sample Type:

Sample ID No.: SB-566
Sample Location: LOT D
Sampled By: JP
C.O.C. No.:

Type of Sample:
[] Low Concentration
[] High Concentration

GRAB SAMPLE DATA:

	Depth Interval	Color	Description (Sand, Silt, Clay, Moisture, etc.)
Date:			
Time:			
Method:			
Monitor Reading (ppm):			

~~COMPOSITE~~ SAMPLE DATA: (GRAB)

Date:	Time	Depth Interval	Color	Description (Sand, Silt, Clay, Moisture, etc.)
10/22/08	1029	0.0-0.5	White	GRAVEL/CONCRETE, loose, dry,
Method:	1030	0.5-1.0	↓	
Split Spoon	1031	2.0	Orange	SAND, fine-med. grained, loose,
Monitor Readings	1032	4.0	↓	slight moist, low density
(Range in ppm):	1033	6.0	Tan	CLAY, soft, low plasticity, moist,
N/A	1034	8.0	↓	trace SAND, fine-grained.

SAMPLE COLLECTION INFORMATION:

Analysis	Container Requirements	Collected	Other
PCB's	1-8oz jar per sample.		

OBSERVATIONS / NOTES:

- corresponds to SB-26 on Proposed Soil Sample Locations map.
- Samples collected at 6' and 8' analyzed only if sample from above depth is >1ppm

MAP:

Circle if Applicable:

MS/MSD	Duplicate ID No.:

Signature(s): [signature]

Tetra Tech NUS, Inc.

SOIL & SEDIMENT SAMPLE LOG SHEET

Project Site Name: LMC - MRC - Block E
Project No.: 112 iC 01855

Sample ID No.: SB-567
Sample Location: Lot D
Sampled By: JP
C.O.C. No.:

[X] Surface Soil
[X] Subsurface Soil
[] Sediment
[] Other:
[] QA Sample Type:

Type of Sample:
[] Low Concentration
[] High Concentration

GRAB SAMPLE DATA:

Date:	Depth Interval	Color	Description (Sand, Silt, Clay, Moisture, etc.)
Time:			
Method:			
Monitor Reading (ppm):			

COMPOSITE SAMPLE DATA: (GRAB)

Date:	Time	Depth Interval	Color	Description (Sand, Silt, Clay, Moisture, etc.)
10/23/08	1437	0.0-0.5	Gray	GRAVEL/CONCRETE
Method:	1437	0.5-1.0	DK. Gray	SAND, fine/med. grain., dry, med. dense
Split Spoon	1438	2.0	Orange	SANDY CLAY, low plast., dry
Monitor Readings	1439	4.0	Gray	SAND, dry, loose, trace gravel
(Range in ppm):	1439	6.0	Red	CLAY, low plast., slight moist.
N/A	1439	8.0	↓	

SAMPLE COLLECTION INFORMATION:

Analysis	Container Requirements	Collected	Other
PCB's	1-8oz jar per sample		

OBSERVATIONS / NOTES:

- corresponds to SB-27 on Proposed Soil Sample Locations map.
- Samples collected at 6' and 8' analyzed only if sample from above depth is >1ppm

MAP:

Circle if Applicable:

MS/MSD	Duplicate ID No.:

Signature(s):

Daniel L MacInnes

Tetra Tech NUS, Inc.

SOIL & SEDIMENT SAMPLE LOG SHEET

Project Site Name: LMC-MRC-Block E
Project No.:

Sample ID No.: SB-568
Sample Location: LOT D
Sampled By: JP
C.O.C. No.:

[X] Surface Soil
[X] Subsurface Soil
[] Sediment
[] Other:
[] QA Sample Type:

Type of Sample:
[] Low Concentration
[] High Concentration

GRAB SAMPLE DATA:

Date:	Depth Interval	Color	Description (Sand, Silt, Clay, Moisture, etc.)
Time:			
Method:			
Monitor Reading (ppm):			

COMPOSITE SAMPLE DATA: (GRAB)

Date: 10/21/08
Method: Split Spoon
Monitor Readings (Range in ppm): N/A

Time	Depth Interval	Color	Description (Sand, Silt, Clay, Moisture, etc.)
1427	0.0-0.5	Brown	loose, dry, organic material
1428	0.5-1.0		SAND, loose, dry, fine/med. grain
1429	2.0	White	GRAVEL, medium, loose, dry
1430	4.0	Tan	SAND, slight moist, med. comp.
1431	6.0	Red	CLAY, moist, low plast., soft
1432	8.0	↓	

SAMPLE COLLECTION INFORMATION:

Analysis	Container Requirements	Collected	Other
PCB's	1-8oz jar per sample.		

OBSERVATIONS / NOTES:

- corresponds to SB-28 on Proposed Soil Sample Locations map.
- Samples collected at 6' and 8' analyzed only if sample from above depth is > 1ppm.

MAP:

Circle if Applicable:

MS/MSD	Duplicate ID No.:
	DUP 3: SB-568-4

Signature(s):

Tetra Tech NUS, Inc.

SOIL & SEDIMENT SAMPLE LOG SHEET

Project Site Name: LMC - MRC - Block E
Project No.: 112iC01855

Sample ID No.: SB-569
Sample Location: LOT D
Sampled By: JP
C.O.C. No.: /

[X] Surface Soil
[X] Subsurface Soil
[] Sediment
[] Other:
[] QA Sample Type:

Type of Sample:
[] Low Concentration
[] High Concentration

GRAB SAMPLE DATA:

Date:	Depth Interval	Color	Description (Sand, Silt, Clay, Moisture, etc.)
Time:			
Method:			
Monitor Reading (ppm):			

COMPOSITE SAMPLE DATA: (GRAB)

Date: 10/22/08
Method: Split Spoon
Monitor Readings (Range in ppm): N/A

Time	Depth Interval	Color	Description (Sand, Silt, Clay, Moisture, etc.)
0851	0.0-0.5	DK. Brown	Soil, loose, organic mat., fine gravel
0852	0.5-1.0	Red	GRAVEL, fine, loose.
0853	2.0	Tan/Brown	CLAY, slight moist, low plast.
0854	4.0	↓	Some fine/med. SAND.
0855	6.0	Orange/Red	SANDY CLAY, med. plast.
0856	8.0	↓	Slight moist, soft, fine/med. grained.

SAMPLE COLLECTION INFORMATION:

Analysis	Container Requirements	Collected	Other
PCB's	1-8oz jar per sample		

OBSERVATIONS / NOTES:

- corresponds to SB-29 on Proposed Soil Sample Locations map
- Samples collected at 6' and 8' analyzed only if sample from above depth is >1ppm.

MAP:

Circle if Applicable:

MS/MSD	Duplicate ID No.:

Signature(s):

Tetra Tech NUS, Inc.

SOIL & SEDIMENT SAMPLE LOG SHEET

Project Site Name: LMC-MRC-Block E
Project No.: 112 ic 01855

Sample ID No.: SB-570
Sample Location: Lot D
Sampled By: JP
C.O.C. No.: /

[X] Surface Soil
[X] Subsurface Soil
[] Sediment
[] Other:
[] QA Sample Type:

Type of Sample:
[] Low Concentration
[] High Concentration

GRAB SAMPLE DATA:

Date:	Depth Interval	Color	Description (Sand, Silt, Clay, Moisture, etc.)
Time:			
Method:			
Monitor Reading (ppm):			

COMPOSITE SAMPLE DATA: (GRAB)

Date: 10/22/08
Method: Split Spoon
Monitor Readings (Range in ppm): N/A

Time	Depth Interval	Color	Description (Sand, Silt, Clay, Moisture, etc.)
0909	0.0-0.5	DK. Brown	SAND, loose, trace fine gravel, trace organic material
0910	0.5-1.0	↓	
0911	2.0	Lt. Brown	SAND, fine/med. grain, med. compact, slight moist
0912	4.0	Brown/Red	
0913	6.0	Red	CLAY, med. plasticity, stiff, slight moist
0914	8.0	↓	

SAMPLE COLLECTION INFORMATION:

Analysis	Container Requirements	Collected	Other
PCB's	1-8oz jar per sample		

OBSERVATIONS / NOTES:

- Corresponds to SB-30 on Proposed Soil Sample Locations map.
- Samples collected at 6' and 8' analyzed only if sample from above depths >1ppm

MAP:

Circle if Applicable:

MS/MSD	Duplicate ID No.:

Signature(s):

Daniel L McKenney

Tetra Tech NUS, Inc.

SOIL & SEDIMENT SAMPLE LOG SHEET

Project Site Name: LMC-MRC-Block E
Project No.: 112iC01855

Sample ID No.: SB-571
Sample Location:
Sampled By:
C.O.C. No.:

[X] Surface Soil
[X] Subsurface Soil
[] Sediment
[] Other:
[] QA Sample Type:

Type of Sample:
[] Low Concentration
[] High Concentration

GRAB SAMPLE DATA:

Date:	Depth Interval	Color	Description (Sand, Silt, Clay, Moisture, etc.)
Time:			
Method:			
Monitor Reading (ppm):			

COMPOSITE SAMPLE DATA: (GRAB)

Date: 10/23/08
Method: Split Spoon
Monitor Readings (Range in ppm): N/A

Time	Depth Interval	Color	Description (Sand, Silt, Clay, Moisture, etc.)
1232	0.0-0.5	Gray/Black	GRAVEL, loose, dry
1232	0.5-1.0	Gray/Tan	SAND, fine/med. grained, dry
1233	2.0	↓	med. dense.
1234	4.0	Tan	SAND, med dense, slight moist
1235	6.0	↓	CLAY, firm, slight moist,
1236	8.0		med. plasticity.

SAMPLE COLLECTION INFORMATION:

Analysis	Container Requirements	Collected	Other
PCB's	1-8oz jar per sample.		

OBSERVATIONS / NOTES:

- Corresponds to SB-31 on Proposed Soil Sample Locations map.
- Samples collected at 6' and 8', analyzed only if sample from above depths > 1ppm

MAP:

Circle if Applicable:

MS/MSD	Duplicate ID No.:

Signature(s):

Tetra Tech NUS, Inc.

BORING LOG

Page ___ of ___

PROJECT NAME: MRC
PROJECT NUMBER:
DRILLING COMPANY: Vironex
DRILLING RIG: Geoprobe
BORING NUMBER: SB-541
DATE: 10/23/08
GEOLOGIST: SD
DRILLER:

Sample No. and Type or RQD	Depth (Ft.) or Run No.	Blows / 6" or RQD (%)	Sample Recovery / Sample Length	Lithology Change (Depth/Ft.) or Screened Interval	MATERIAL DESCRIPTION: Soil Density/ Consistency or Rock Hardness	Color	Material Classification	USCS *	Remarks	PID/FID Reading (ppm): Sample	Sampler BZ	Borehole**	Driller BZ**
				↑ 100 ↓			Sandy Clay, Red, Firm grading to Hard. Low Plasticity Trace Sediment/Gravel (Small)		Slight Moisture.				

* When rock coring, enter rock brokeness.

** Include monitor reading in 6 foot intervals @ borehole. Increase reading frequency if elevated reponse read.

Drilling Area Background (ppm): ____

Remarks: ____

Converted to Well: Yes ____ No ____ Well I.D. #: ____

Tetra Tech NUS, Inc.

BORING LOG

Page ___ of ___

PROJECT NAME: MRC
PROJECT NUMBER:
DRILLING COMPANY: VIRONEX
DRILLING RIG: Geoprobe

BORING NUMBER: SB 542
DATE: 10/23/08
GEOLOGIST: SP
DRILLER:

Sample No. and Type or RQD	Depth (Ft.) or Run No.	Blows / 6" or RQD (%)	Sample Recovery / Sample Length	Lithology Change (Depth/Ft.) or Screened Interval	MATERIAL DESCRIPTION: Soil Density/ Consistency or Rock Hardness	Color	Material Classification	USCS *	Remarks	PID/FID Reading (ppm): Sample	Sampler BZ	Borehole**	Driller BZ**
							Gray sand med/Fine dry		Loose				
							Gray/Med (streak) clay firm slight moisture		medium plasticity				
4							Gray Clay Hard medium plasticity, slight moisture		Trace gr				
													Orgmateri

* When rock coring, enter rock brokeness.

** Include monitor reading in 6 foot intervals @ borehole. Increase reading frequency if elevated reponse read.

Remarks:

Drilling Area Background (ppm):

Converted to Well: Yes ____ No ____ Well I.D. #:

Tetra Tech NUS, Inc.

BORING LOG

Page ___ of ___

PROJECT NAME: MRC
PROJECT NUMBER:
DRILLING COMPANY: VIRONEX
DRILLING RIG: GeoProbe
BORING NUMBER: SB 543
DATE: 10/23/07
GEOLOGIST: JP
DRILLER:

Sample No. and Type or RQD	Depth (Ft.) or Run No.	Blows / 6" or RQD (%)	Sample Recovery / Sample Length	Lithology Change (Depth/Ft.) or Screened Interval	MATERIAL DESCRIPTION: Soil Density/ Consistency or Rock Hardness	Color	Material Classification	USCS *	Remarks	PID/FID Reading (ppm): Sample	Sampler BZ	Borehole**	Driller BZ**
				8 5/10			Brown/Gray Sandy Clay Trace gravel Low density Saturated						

* When rock coring, enter rock brokeness.

** Include monitor reading in 6-foot intervals @ borehole. Increase reading frequency if elevated reponse read.

Remarks:

Drilling Area Background (ppm):

Converted to Well: Yes _____ No _____ Well I.D. #:

Tetra Tech NUS, Inc.

BORING LOG

Page ___ of ___

PROJECT NAME: MRC
PROJECT NUMBER:
DRILLING COMPANY: VIRONEX
DRILLING RIG: Geoprobe

BORING NUMBER: SB-544
DATE: 10/23/08
GEOLOGIST: JP
DRILLER:

Sample No. and Type or RQD	Depth (Ft.) or Run No.	Blows / 6" or RQD (%)	Sample Recovery / Sample Length	Lithology Change (Depth/Ft.) or Screened Interval	MATERIAL DESCRIPTION: Soil Density/ Consistency or Rock Hardness	Color	Material Classification	USCS*	Remarks	PID/FID Reading (ppm): Sample	Sampler BZ	Borehole**	Driller BZ**
							Med/Fine	Med					
							Sand Tan, Loose,	Moist	Trace gravel				
				8.75									
4													

* When rock coring, enter rock brokeness.

** Include monitor reading in 6 foot intervals @ borehole. Increase reading frequency if elevated reponse read.

Remarks:

Drilling Area Background (ppm):

Converted to Well: Yes ____ No ____ Well I.D. #:

Tetra Tech NUS, Inc.

BORING LOG

Page ___ of ___

PROJECT NAME: MRC
PROJECT NUMBER:
DRILLING COMPANY: Vironex
DRILLING RIG: Geoprobe
BORING NUMBER: SB-545
DATE: 10/23/07
GEOLOGIST: JD
DRILLER:

Sample No. and Type or RQD	Depth (Ft.) or Run No.	Blows / 6" or RQD (%)	Sample Recovery / Sample Length	Lithology Change (Depth/Ft.) or Screened Interval	MATERIAL DESCRIPTION: Soil Density/ Consistency or Rock Hardness	Color	Material Classification	USCS *	Remarks	PID/FID Reading (ppm): Sample	Sampler BZ	Borehole**	Driller BZ**
							Firm Red/Brown clay	Low plast.	Slight Moisture				
							Red/Brown sand low density (loose)		Moisture				

4

* When rock coring, enter rock brokeness.

** Include monitor reading in 6 foot intervals @ borehole. Increase reading frequency if elevated reponse read.

Remarks:

Drilling Area Background (ppm):

Converted to Well: Yes ____ No ____ Well I.D. #:

Tetra Tech NUS, Inc.

BORING LOG

PROJECT NAME: MRC
PROJECT NUMBER:
DRILLING COMPANY: VIRONEX
DRILLING RIG: GeoProbe
BORING NUMBER: SB 546
DATE: 10/23/08
GEOLOGIST: SP
DRILLER:

Sample No. and Type or RQD	Depth (Ft.) or Run No.	Blows / 6" or RQD (%)	Sample Recovery / Sample Length	Lithology Change (Depth/Ft.) or Screened Interval	MATERIAL DESCRIPTION: Soil Density/ Consistency or Rock Hardness	Color	Material Classification	USCS *	Remarks	PID/FID Reading (ppm): Sample	Sampler BZ	Borehole**	Driller BZ**
				↑			Loose sad (fill)	TAN	Dry, trace	gravel			
				35			Soft clay (red)	slight	moisture	Low plasticity			
				↓									

* When rock coring, enter rock brokeness.

** Include monitor reading in 6 foot intervals @ borehole. Increase reading frequency if elevated reponse read.

Drilling Area Background (ppm):

Remarks:

Converted to Well: Yes ____ No ____ Well I.D. #:

Tetra Tech NUS, Inc.

BORING LOG

Page ___ of ___

PROJECT NAME: MRC
PROJECT NUMBER:
DRILLING COMPANY: Virantex
DRILLING RIG: Geoprobe

BORING No.: SB-547
DATE: 10/21/08
GEOLOGIST: John Pickering
DRILLER:

Sample No. and Type or RQD	Depth (Ft.) or Run No.	Blows / 6" or RQD (%)	Sample Recovery / Sample Length	Lithology Change (Depth/Ft.) or Screened Interval	MATERIAL DESCRIPTION: Soil Density/ Consistency or Rock Hardness	Color	Material Classification	USCS *	Remarks	PID/FID Reading (ppm): Sample	Sampler BZ	Borehole**	Driller BZ**
				5ft			6" Concrete (Solid)						
							Tan Med/Fine Sand slightly Moist		Med Compaction (Fill)				

Tetra Tech NUS, Inc.

BORING LOG

Page ___ of ___

PROJECT NAME: MRC
PROJECT NUMBER:
DRILLING COMPANY: VIRONEX
DRILLING RIG: Geoprobe

BORING No.: SB-548
DATE: 10/23/08
GEOLOGIST: SP
DRILLER:

Sample No. and Type or RQD	Depth (Ft.) or Run No.	Blows / 6" or RQD (%)	Sample Recovery / Sample Length	Lithology Change (Depth/Ft.) or Screened Interval	MATERIAL DESCRIPTION: Soil Density/ Consistency or Rock Hardness	MATERIAL DESCRIPTION: Color	MATERIAL DESCRIPTION: Material Classification	USCS *	Remarks	PID/FID Reading (ppm): Sample	Sampler BZ	Borehole**	Driller BZ**
				↑ 100 (V			Brown Sand Fine/med Low moisture						
							Low density Trace gravel						
							Red/TAN clay Firm Low moisture						
4'							Low plasticity						

* When rock coring, enter rock brokeness.

** Include monitor reading in 6 foot intervals @ borehole. Increase reading frequency if elevated reponse read.

Drilling Area Background (ppm): ____

Remarks: ____

Converted to Well: Yes ____ No ____ Well I.D. #: ____

Tetra Tech NUS, Inc.

BORING LOG

Page ___ of ___

PROJECT NAME: MRC
PROJECT NUMBER:
DRILLING COMPANY: VIRONEX
DRILLING RIG: Geoprobe
BORING NUMBER: SB-~~548~~ 549
DATE: 10/23/08
GEOLOGIST: JP
DRILLER:

Sample No. and Type or RQD	Depth (Ft.) or Run No.	Blows / 6" or RQD (%)	Sample Recovery / Sample Length	Lithology Change (Depth/Ft.) or Screened Interval	MATERIAL DESCRIPTION: Soil Density/ Consistency or Rock Hardness	MATERIAL DESCRIPTION: Color	MATERIAL DESCRIPTION: Material Classification	USCS *	Remarks	PID/FID Reading (ppm): Sample	PID/FID Reading (ppm): Sampler BZ	PID/FID Reading (ppm): Borehole**	PID/FID Reading (ppm): Driller BZ**
				↑ 100 ~~150~~ ↓			Concrete/ Red mid/Fine Sand Loose ↓ Saturated		Slightly moist ↓				

* When rock coring, enter rock brokeness.

** Include monitor reading in 6 foot intervals @ borehole. Increase reading frequency if elevated reponse read.

Remarks:

Drilling Area Background (ppm):

Converted to Well: Yes ____ No ____ Well I.D. #:

Tetra Tech NUS, Inc.

BORING LOG

Page ___ of ___

PROJECT NAME: MBC
PROJECT NUMBER:
DRILLING COMPANY: VIRONEX
DRILLING RIG: GeoProbe
BORING NUMBER: SB-550
DATE: 10/23/08
GEOLOGIST: SP
DRILLER:

Sample No. and Type or RQD	Depth (Ft.) or Run No.	Blows / 6" or RQD (%)	Sample Recovery / Sample Length	Lithology Change (Depth/Ft.) or Screened Interval	MATERIAL DESCRIPTION: Soil Density/ Consistency or Rock Hardness	MATERIAL DESCRIPTION: Color	MATERIAL DESCRIPTION: Material Classification	USCS *	Remarks	PID/FID Reading (ppm): Sample	Sampler BZ	Borehole**	Driller BZ**
							Red clay Firm slightly moisture						
							Low plasticity trace gravel						
							some silt						

Tetra Tech NUS, Inc.

BORING LOG

Page ___ of ___

PROJECT NAME: MRC
PROJECT NUMBER:
DRILLING COMPANY: VIMONEX
DRILLING RIG: Geoprobe

BORING NUMBER: SB-551
DATE: 10/23/07
GEOLOGIST: JP
DRILLER:

Sample No. and Type or RQD	Depth (Ft.) or Run No.	Blows / 6" or RQD (%)	Sample Recovery / Sample Length	Lithology Change (Depth/Ft.) or Screened Interval	MATERIAL DESCRIPTION: Soil Density/ Consistency or Rock Hardness	Color	Material Classification	USCS *	Remarks	PID/FID Reading (ppm): Sample	Sampler BZ	Borehole**	Driller BZ**
							~~Small~~ Fie/red						
				↑		6"	Sandy med dense TAN Moist						
							Silty Clay Gray/Tan (Streaked) Slightly moist		Hard Low plasticity				
							Red clay Hard, Low silt		Slightly moist				
4'				↓			red Plasticity						

* When rock coring, enter rock brokeness.

** Include monitor reading in 6 foot intervals @ borehole. Increase reading frequency if elevated reponse read.

Remarks:

Drilling Area Background (ppm):

Converted to Well: Yes ____ No ____ Well I.D. #:

Tetra Tech NUS, Inc.

BORING LOG

Page ___ of ___

PROJECT NAME: MRC
PROJECT NUMBER:
DRILLING COMPANY: VIRONEX
DRILLING RIG: Response

BORING No.: SB-552
DATE: 10/23/08
GEOLOGIST: JP
DRILLER:

Sample No. and Type or RQD	Depth (Ft.) or Run No.	Blows / 6" or RQD (%)	Sample Recovery / Sample Length	Lithology Change (Depth/Ft.) or Screened Interval	MATERIAL DESCRIPTION: Soil Density/ Consistency or Rock Hardness	MATERIAL DESCRIPTION: Color	MATERIAL DESCRIPTION: Material Classification	USCS *	Remarks	PID/FID Reading (ppm): Sample	Sampler BZ	Borehole**	Driller BZ**
				4ft			Light Hard Brown Clay Low Plasticity Slightly Moist						
				35%									
				↓			Firm Light Brown Clay Low Plasticity						
							Slightly moist no silts						

* When rock coring, enter rock brokeness.

** Include monitor reading in 6 foot intervals @ borehole. Increase reading frequency if elevated reponse read.

Drilling Area Background (ppm): ☐

Remarks: _____

Converted to Well: Yes _____ No _____ Well I.D. #: _____

Tetra Tech NUS, Inc.

BORING LOG

PROJECT NAME: MRC
PROJECT NUMBER:
DRILLING COMPANY: Vironex
DRILLING RIG: 620

BORING NUMBER: SB-553
DATE: 10/21/08
GEOLOGIST: John Pickering
DRILLER:

Sample No. and Type or RQD	Depth (Ft.) or Run No.	Blows / 6" or RQD (%)	Sample Recovery / Sample Length	Lithology Change (Depth/Ft.) or Screened Interval	MATERIAL DESCRIPTION: Soil Density/ Consistency or Rock Hardness	Color	Material Classification	USCS *	Remarks	PID/FID Reading (ppm): Sample	Sampler BZ	Borehole**	Driller BZ**
				2.5ft		3"	Concrete - Solid (Cored)						
							Red Clay Med Plasticity Med density, Soft.		@ Med Moisture				
						Small	Loose Gravel, Gray - Fill						
4							GAP						
				2.5ft.									
							Saturated Loose Gravel/Sand Gray/Dk Gray Low density Organic Materia		Med/Fine				
8							GAP						

* When rock coring, enter rock brokeness.

** Include monitor reading in 6-foot intervals @ borehole. Increase reading frequency if elevated reponse read.

Remarks: _____

Drilling Area Background (ppm): [ ]

Converted to Well: Yes _____ No _____ Well I.D. #: _____

Tetra Tech NUS, Inc.

BORING LOG

Page ___ of ___

PROJECT NAME: MRC
PROJECT NUMBER:
DRILLING COMPANY: Vironex
DRILLING RIG: Geo
BORING NUMBER: SB-554
DATE: 10/21/07
GEOLOGIST: John Pickering
DRILLER:

Sample No. and Type or RQD	Depth (Ft.) or Run No.	Blows / 6" or RQD (%)	Sample Recovery / Sample Length	Lithology Change (Depth/Ft.) or Screened Interval	MATERIAL DESCRIPTION: Soil Density/ Consistency or Rock Hardness	Color	Material Classification	USCS *	Remarks	PID/FID Reading (ppm): Sample	Sampler BZ	Borehole**	Driller BZ**
				85%		Bll	Concrete TAN Fine/med grain sand		(Fill) small gravel (Grey)				
							med density Loose	Med	Moisture				

Tetra Tech NUS, Inc.

BORING LOG

Page ___ of ___

PROJECT NAME: MRC
PROJECT NUMBER:
DRILLING COMPANY: Vironex
DRILLING RIG: Geoprobe

BORING No.: SB-557
DATE: 10/21/08
GEOLOGIST: John Pickering
DRILLER:

Sample No. and Type or RQD	Depth (Ft.) or Run No.	Blows / 6" or RQD (%)	Sample Recovery / Sample Length	Lithology Change (Depth/Ft.) or Screened Interval	MATERIAL DESCRIPTION: Soil Density/ Consistency or Rock Hardness	Color	Material Classification	USCS *	Remarks	PID/FID Reading (ppm): Sample	Sampler BZ	Borehole**	Driller BZ**
			75%				Concrete + Gravel (Black/White), small gravel, med sand, loose, dry		Fill				
			↓				Red clay, hard, Slight moist, Low plast						
							Red clay/Med/Fine sand, Slight moist, Low plast						
4ft													
			100%				Red clay + Med grain Sand. ~~Wet Moist~~						
			↓				Med dense. Saturated, Med plasticity soft						
							↓						
8ft													

* When rock coring, enter rock brokeness.

** Include monitor reading in 6 foot intervals @ borehole. Increase reading frequency if elevated reponse read.

Drilling Area Background (ppm): ____

Remarks: _____

Converted to Well: Yes _____ No _____ Well I.D. #: _____

Tetra Tech NUS, Inc.

BORING LOG

Page ___ of ___

PROJECT NAME: MRC
PROJECT NUMBER:
DRILLING COMPANY: Vironex
DRILLING RIG: Geoprobe

BORING No.: SB-558
DATE: 10/21/08
GEOLOGIST: John Pickering
DRILLER:

Sample No. and Type or RQD	Depth (Ft.) or Run No.	Blows / 6" or RQD (%)	Sample Recovery / Sample Length	Lithology Change (Depth/Ft.) or Screened Interval	MATERIAL DESCRIPTION: Soil Density/ Consistency or Rock Hardness	Color	Material Classification	USCS *	Remarks	PID/FID Reading (ppm): Sample	Sampler BZ	Borehole**	Driller BZ**
							Black/Tan Small gravel		Med Sand Med Moist				
							Brown/Gray clay - Hard low plast						
							low moist. Medium silty						
4							↓						
							Medium Moisture clay Brown Red ~~dense~~						
							Sandy clay red redmoist.		med dense low plasticity				Firm
8													

* When rock coring, enter rock brokeness.

** Include monitor reading in 6 foot intervals @ borehole. Increase reading frequency if elevated reponse read.

Drilling Area Background (ppm): ____

Remarks: ____

Converted to Well: Yes ____ No ____ Well I.D. #: ____

Tetra Tech NUS, Inc.

BORING LOG

Page ___ of ___

PROJECT NAME: MRC
PROJECT NUMBER:
DRILLING COMPANY: Vironex
DRILLING RIG: Geoprobe

BORING No.: SB-559
DATE: 10/22/08
GEOLOGIST: JP
DRILLER:

Sample No. and Type or RQD	Depth (Ft.) or Run No.	Blows / 6" or RQD (%)	Sample Recovery / Sample Length	Lithology Change (Depth/Ft.) or Screened Interval	MATERIAL DESCRIPTION: Soil Density/ Consistency or Rock Hardness	Color	Material Classification	USCS *	Remarks	PID/FID Reading (ppm): Sample	Sampler BZ	Borehole**	Driller BZ**
				75%			TAn Sandy fill - Loose, slight moisture trace gravel						
							Black sandy fill/Asphalt trace gravel slight moist.						
							Tan/Red ~~Sand~~ Sand med/Fine slight moist Med dense						
4'													
				100			Hard silty Clay OK TAN Low plasticity slight moist - use						
8'							Hard Clay Brown Med plasticity moist						

* When rock coring, enter rock brokeness.

** Include monitor reading in 6 foot intervals @ borehole. Increase reading frequency if elevated reponse read.

Remarks:

Drilling Area Background (ppm):

Converted to Well: Yes ____ No ____ Well I.D. #:

Tetra Tech NUS, Inc.

BORING LOG

Page ___ of ___

PROJECT NAME: MRC
PROJECT NUMBER:
DRILLING COMPANY: VTRONEX
DRILLING RIG: Geoprobe

BORING No.: SB-560
DATE: 10/22/08
GEOLOGIST: SP
DRILLER:

Sample No. and Type or RQD	Depth (Ft.) or Run No.	Blows / 6" or RQD (%)	Sample Recovery / Sample Length	Lithology Change (Depth/Ft.) or Screened Interval	MATERIAL DESCRIPTION: Soil Density/ Consistency or Rock Hardness	Color	Material Classification	USCS *	Remarks	PID/FID Reading (ppm): Sample	Sampler BZ	Borehole**	Driller BZ**
							Gray Gravel Fill Loose dry		some rocks				
							Red Sandy Red/Fine Red dasity slight moisture						
				4'									
							Red Clay Firm Low plasticity slightly moist						
							Red Clay Hud Low plasticity moderate moisture						
				2'			Trace gravel/small.						

* When rock coring, enter rock brokeness.

** Include monitor reading in 6 foot intervals @ borehole. Increase reading frequency if elevated reponse read.

Drilling Area Background (ppm): ____

Remarks: ____

Converted to Well: Yes ____ No ____ Well I.D. #: ____

Tetra Tech NUS, Inc.

BORING LOG

Page ___ of ___

PROJECT NAME: MRC
PROJECT NUMBER:
DRILLING COMPANY: Viranex
DRILLING RIG: Geoprobe

BORING No.: SB-563
DATE: 10/21/08
GEOLOGIST: Tom Pickering
DRILLER:

Sample No. and Type or RQD	Depth (Ft.) or Run No.	Blows / 6" or RQD (%)	Sample Recovery / Sample Length	Lithology Change (Depth/Ft.) or Screened Interval	MATERIAL DESCRIPTION: Soil Density/ Consistency or Rock Hardness	Color	Material Classification	USCS *	Remarks	PID/FID Reading (ppm): Sample	Sampler BZ	Borehole**	Driller BZ**
			75%/0				Tan med grain sand med moist / Dense						
			↓				Dark Brown Clay / Med/fine grain sand						
			↓				Low plast slightly moist soft ~~med Dense~~						
4ft			↓				↓						
			100%				↓						
			↓				↓						
			↓				small "gravel / concrete fill gray						
9ft			↓				Red/Brown Clay as sand red/fine Firm						
							slight moist ~~Stiff~~ red Dense						

* When rock coring, enter rock brokeness.

** Include monitor reading in 6 foot intervals @ borehole. Increase reading frequency if elevated reponse read.

Drilling Area Background (ppm): ____

Remarks: ____

Converted to Well: Yes ____ No ____ Well I.D. #: ____

Tetra Tech NUS, Inc.

BORING LOG

Page ___ of ___

PROJECT NAME: MRC
PROJECT NUMBER:
DRILLING COMPANY: VIRONEX
DRILLING RIG: Geoprobe

BORING No.: SB-S64
DATE: 10/22/02
GEOLOGIST: SP
DRILLER:

Sample No. and Type or RQD	Depth (Ft.) or Run No.	Blows / 6" or RQD (%)	Sample Recovery / Sample Length	Lithology Change (Depth/Ft.) or Screened Interval	MATERIAL DESCRIPTION: Soil Density/ Consistency or Rock Hardness	Color	Material Classification	USCS *	Remarks	PID/FID Reading (ppm): Sample	Sampler BZ	Borehole**	Driller BZ**
							Brown grading to grey	Gravel/concrete fill	Very Loose				
							Tan Sandy Loose Low density low moisture						
4													
							Red clay Hard Slight moisture						
8							low plasticity						

* When rock coring, enter rock brokeness.

** Include monitor reading in 6 foot intervals @ borehole. Increase reading frequency if elevated reponse read.

Drilling Area
Background (ppm):

Remarks:

Converted to Well: Yes ____ No ____ Well I.D. #:

Tetra Tech NUS, Inc.

BORING LOG

Page ___ of ___

PROJECT NAME: MRC
PROJECT NUMBER:
DRILLING COMPANY: VIRONEX
DRILLING RIG: Geoprobe

BORING No.: SB- ~~SB~~ 566
DATE: 10/22/08
GEOLOGIST: JP
DRILLER:

Sample No. and Type or RQD	Depth (Ft.) or Run No.	Blows / 6" or RQD (%)	Sample Recovery / Sample Length	Lithology Change (Depth/Ft.) or Screened Interval	MATERIAL DESCRIPTION: Soil Density/ Consistency or Rock Hardness	MATERIAL DESCRIPTION: Color	MATERIAL DESCRIPTION: Material Classification	USCS *	Remarks	PID/FID Reading (ppm): Sample	PID/FID Reading (ppm): Sampler BZ	PID/FID Reading (ppm): Borehole**	PID/FID Reading (ppm): Driller BZ**
				1			DK Brown Loose Sandy soil ORG material						
				75			Dry med grain						
				1			Red/TAN Clay Med Firm Low plasticity						
4'							Slight Moisture						
				1			Tan/Med Clay Hard slight Moist						
				100			Med plasticity some silt/sand						
				6			Ta Clay soft some moisture 1000						
8'							Low plasticity Trace gravel ~~(Sand)~~ (Small)						

* When rock coring, enter rock brokeness.

** Include monitor reading in 6 foot intervals @ borehole. Increase reading frequency if elevated reponse read.

Drilling Area Background (ppm): ☐

Remarks: _____

Converted to Well: Yes _____ No _____ Well I.D. #: _____

Tetra Tech NUS, Inc.

BORING LOG

Page ___ of ___

PROJECT NAME: MRC
PROJECT NUMBER:
DRILLING COMPANY: VIRONEX
DRILLING RIG: Geoprobe

BORING No.: SB-566
DATE: 10/22/08
GEOLOGIST: JP
DRILLER:

Sample No. and Type or RQD	Depth (Ft.) or Run No.	Blows / 6" or RQD (%)	Sample Recovery / Sample Length	Lithology Change (Depth/Ft.) or Screened Interval	MATERIAL DESCRIPTION: Soil Density/ Consistency or Rock Hardness	Color	Material Classification	USCS *	Remarks	PID/FID Reading (ppm): Sample	Sampler BZ	Borehole**	Driller BZ**
							Med						
				75			White Gravel/concrete (Loose) Dry						
							Orange Med/Fine sand Loose slight moist						
							Low density						
4'													
							Some moisture						
							Tan clay soft No silt Low plasticity						
8'							Some sand (Fine) High moisture						

* When rock coring, enter rock brokeness.

** Include monitor reading in 6 foot intervals @ borehole. Increase reading frequency if elevated reponse read.

Remarks:

Drilling Area Background (ppm):

Converted to Well: Yes _____ No _____ Well I.D. #: _____

Tetra Tech NUS, Inc.

BORING LOG

Page ___ of ___

PROJECT NAME: MRC
PROJECT NUMBER:
DRILLING COMPANY: VIRONEX
DRILLING RIG: Geoprobe
BORING NUMBER: SB-567
DATE: 10/23/08
GEOLOGIST: JP
DRILLER:

Sample No. and Type or RQD	Depth (Ft.) or Run No.	Blows / 6" or RQD (%)	Sample Recovery / Sample Length	Lithology Change (Depth/Ft.) or Screened Interval	MATERIAL DESCRIPTION: Soil Density/ Consistency or Rock Hardness	Color	Material Classification	USCS *	Remarks	PID/FID Reading (ppm): Sample	Sampler BZ	Borehole**	Driller BZ**
							Med Gravel/Concrete	Gra					
							neg/Fine Sand DK Gray		Medium Density				
							Sandy/Clay orange Low plasticity		Dry				
4'													
							Gray Sand Low density		(Fill?)				
									Dry Trace gravel				
							soft red						
8'							[redacted] clay Low plasticity		Slight Moisture				

* When rock coring, enter rock brokeness.

** Include monitor reading in 6 foot intervals @ borehole. Increase reading frequency if elevated reponse read.

Drilling Area Background (ppm):

Remarks:

Converted to Well: Yes ____ No ____ Well I.D. #:

Tetra Tech NUS, Inc.

BORING LOG

Page ___ of ___

PROJECT NAME: MRC
PROJECT NUMBER:
DRILLING COMPANY: ViBroTex
DRILLING RIG: Geo

BORING No.: SB-568
DATE: 10/21/02
GEOLOGIST: Tom Pickering
DRILLER:

Sample No. and Type or RQD	Depth (Ft.) or Run No.	Blows / 6" or RQD (%)	Sample Recovery / Sample Length	Lithology Change (Depth/Ft.) or Screened Interval	MATERIAL DESCRIPTION: Soil Density/ Consistency or Rock Hardness	Color	Material Classification	USCS *	Remarks	PID/FID Reading (ppm): Sample	Sampler BZ	Borehole**	Driller BZ**
				85%			Brown Soil Loose dry Org. material						
				↓			Dry Brown Loose Sand Fine-med grain						
							med gravel white Loose Dry						
							Fill Sand, TAN, Med Compaction, med grain Low Moisture						
4													
				100%									
							Red Clay, Med Moisture						
							low Plasticity, Soft. ~~Loose~~ some sediment						
8													

* When rock coring, enter rock brokeness.

** Include monitor reading in 6 foot intervals @ borehole. Increase reading frequency if elevated reponse read.

Drilling Area Background (ppm): ____

Remarks: ____

Converted to Well: Yes ____ No ____ Well I.D. #: ____

Tetra Tech NUS, Inc.

BORING LOG

Page ___ of ___

PROJECT NAME: MRC
PROJECT NUMBER:
DRILLING COMPANY: VIRONEX
DRILLING RIG: 6610

BORING No.: SB-SC9
DATE: 10/22/08
GEOLOGIST: John Pickering
DRILLER:

Sample No. and Type or RQD	Depth (Ft.) or Run No.	Blows / 6" or RQD (%)	Sample Recovery / Sample Length	Lithology Change (Depth/Ft.) or Screened Interval	MATERIAL DESCRIPTION: Soil Density/ Consistency or Rock Hardness	Color	Material Classification	USCS *	Remarks	PID/FID Reading (ppm): Sample	Sampler BZ	Borehole**	Driller BZ**
				100%			Loose soil w/ small gravel DK Brown		(@5%) ORG material				
							Gray Gravel fill red/small		Loose.				
							TAN/Brown Sand red/Fine clay		slight moisture low Plasticity				
4'							↓						
				100%		6"	Gray Gravel, Small, Loose (Fill)						
							ORG/Red Sandy clay, red Plasticity, slight moisture						
8'							Lines/Fine soft Low density						
							↓						

* When rock coring, enter rock brokeness.

** Include monitor reading in 6 foot intervals @ borehole. Increase reading frequency if elevated reponse read.

Drilling Area

Remarks: _____

Background (ppm): _____

Converted to Well: Yes _____ No _____ Well I.D. #: _____

Tetra Tech NUS, Inc.

BORING LOG

Page ___ of ___

PROJECT NAME: MRC
PROJECT NUMBER:
DRILLING COMPANY: VIRONEX
DRILLING RIG: Geo

BORING No.: SB-570
DATE: 10/22/08
GEOLOGIST: JP
DRILLER:

Sample No. and Type or RQD	Depth (Ft.) or Run No.	Blows / 6" or RQD (%)	Sample Recovery / Sample Length	Lithology Change (Depth/Ft.) or Screened Interval	MATERIAL DESCRIPTION: Soil Density/ Consistency or Rock Hardness	Color	Material Classification	USCS *	Remarks	PID/FID Reading (ppm): Sample	Sampler BZ	Borehole**	Driller BZ**
				↑ 100 ↓			sandy Dk Brown soil (Topsoil) ORG material		coarse small gravel				
							Light Brown sand med/Fine med compaction ~~[illegible]~~ Low density						
							↓ med/Fine						
4'							~~[illegible]~~ Sandy ~~[illegible]~~ Brown/Red Low density ~~[illegible]~~ slight moist. ~~[illegible]~~ Med compaction						
							Sandy clay brown red slight moist		soft/Low density				
							Red clay med plasticity slight moist		~~[illegible]~~ Stiff				
8'													

* When rock coring, enter rock brokeness.

** Include monitor reading in 6 foot intervals @ borehole. Increase reading frequency if elevated reponse read.

Remarks:

Drilling Area Background (ppm):

Converted to Well: Yes ____ No ____ Well I.D. #:

Tetra Tech NUS, Inc.

BORING LOG

Page ___ of ___

PROJECT NAME: MRC
PROJECT NUMBER:
DRILLING COMPANY: VIRONEX
DRILLING RIG: Geoprobe

BORING No.: SB-57
DATE: 10/23/08
GEOLOGIST: SP
DRILLER:

Sample No. and Type or RQD	Depth (Ft.) or Run No.	Blows / 6" or RQD (%)	Sample Recovery / Sample Length	Lithology Change (Depth/Ft.) or Screened Interval	MATERIAL DESCRIPTION: Soil Density/ Consistency or Rock Hardness	MATERIAL DESCRIPTION: Color	MATERIAL DESCRIPTION: Material Classification	USCS *	Remarks	PID/FID Reading (ppm): Sample	PID/FID Reading (ppm): Sampler BZ	PID/FID Reading (ppm): Borehole**	PID/FID Reading (ppm): Driller BZ**
				↑			Gray/DLK Gravel/Fill		Loose Dry				
				50			Gray/TAN Sand Fine/med		Dry medium Density				
				↓			↓	↓	↓ ↓	↓	↓		
4							↓	↓	↓ ↓				
							TAN Sand med Density		Slight moisture				
							Trace gravel						
							Tan clay ~~Lean~~ Firm		Slight moisture				
8							Med ~~Low~~ plasticity						

* When rock coring, enter rock brokeness.

** Include monitor reading in 6 foot intervals @ borehole. Increase reading frequency if elevated reponse read.

Drilling Area Background (ppm): ____

Remarks: ____

Converted to Well: Yes ____ No ____ Well I.D. #: ____

Tetra Tech NUS, Inc.

SOIL & SEDIMENT SAMPLE LOG SHEET

Project Site Name: LMC-MRC-BlockE
Project No.: 112iC 01855

Sample ID No.: SB-541A
Sample Location: LOT D
Sampled By: DLM
C.O.C. No.:

[X] Surface Soil
[X] Subsurface Soil
[] Sediment
[] Other:
[] QA Sample Type:

Type of Sample:
[] Low Concentration
[] High Concentration

GRAB SAMPLE DATA:

Date:	Depth Interval	Color	Description (Sand, Silt, Clay, Moisture, etc.)
Time:			
Method:			
Monitor Reading (ppm):			

~~COMPOSITE~~ SAMPLE DATA (GRAB)

Date:	Time	Depth Interval	Color	Description (Sand, Silt, Clay, Moisture, etc.)
11/11/08	1445	Soil Joint		
Method:	1402	0.0-0.5	Orange-Brown	CLAY, Stiff, High
Split Spoon	1403	0.5-1.0	↓	Plasticity, Slight Moist
Monitor Readings	1404	2.0	↓	
(Range in ppm):	1405	3.0	White Mottles	
N/A	1406	4.0		Sand - Dense

SAMPLE COLLECTION INFORMATION:

Analysis	Container Requirements	Collected	Other
PCB	2 - 4 oz Jars per depth		

OBSERVATIONS / NOTES:

MAP:

Circle if Applicable:

MS/MSD	Duplicate ID No.:

Signature(s):

Dawn L MacKenzie

Tetra Tech NUS, Inc.

SOIL & SEDIMENT SAMPLE LOG SHEET

Project Site Name: LMC-MRC-Blocke
Project No.: 112ic 01855

Sample ID No.: SB-543A
Sample Location: LOT D
Sampled By: DLM
C.O.C. No.:

[X] Surface Soil
[X] Subsurface Soil
[] Sediment
[] Other:
[] QA Sample Type:

Type of Sample:
[] Low Concentration
[] High Concentration

GRAB SAMPLE DATA:

Date:	Depth Interval	Color	Description (Sand, Silt, Clay, Moisture, etc.)
Time:			
Method:			
Monitor Reading (ppm):			

COMPOSITE SAMPLE DATA:

Date:	Time	Depth Interval	Color	Description (Sand, Silt, Clay, Moisture, etc.)
11/11/08	1320	Soil Joint		
Method:	1340	0.0-0.5	Red-Brown	CLAYEY SAND, STIFF, MOIST. BLACK STAINING
Split Spoon	1339	0.5-1.0	Red-Brown, White	CLAY, Mottled, High Plasticity
Monitor Readings			Yellow-Brown	Med Stiff, Trace Organic Mat
(Range in ppm):	1341	2.0	↓	↓
N/A	1342	3.0	Red-White	2" Bond CLAY
	1343	4.0	GREEN-BROWN	CLAY, Black Organic
			RED-White	Material

SAMPLE COLLECTION INFORMATION:

Analysis	Container Requirements	Collected	Other
PCB	2-4 OZ JARS per depth		

OBSERVATIONS / NOTES:

MAP:

Circle if Applicable:

MS/MSD	Duplicate ID No.:

Signature(s):

Tetra Tech NUS, Inc.

SOIL & SEDIMENT SAMPLE LOG SHEET

Project Site Name: LMC-MRC-Block E
Project No.: 112 LC 01855

Sample ID No.: SB-544A
Sample Location: LOT D
Sampled By: DLM
C.O.C. No.:

[X] Surface Soil
[X] Subsurface Soil
[] Sediment
[] Other:
[] QA Sample Type:

Type of Sample:
[] Low Concentration
[] High Concentration

GRAB SAMPLE DATA:

	Depth Interval	Color	Description (Sand, Silt, Clay, Moisture, etc.)
Date:			
Time:			
Method:			
Monitor Reading (ppm):			

COMPOSITE SAMPLE DATA:

Date:	Time	Depth Interval	Color	Description (Sand, Silt, Clay, Moisture, etc.)
11/11/08	1320	Soil Joint		
Method:	1321	0.0-0.5		1-INCH COARSE GRAVEL, Poorly Sorted
Split Spoon	1325	0.5-1.0	Red-Brown,	LT Tan SAND, Loose
Monitor Readings	1322	2.0		Fine Grained, wet
(Range in ppm):	1323	3.0		Some coarse gravel
N/A	1324	4.0		↓

SAMPLE COLLECTION INFORMATION:

Analysis	Container Requirements	Collected	Other
PCB	2-4 OZ Jars per Depth		

OBSERVATIONS / NOTES:

MAP:

Circle if Applicable:

MS/MSD	Duplicate ID No.:

Signature(s): [signature]

Tetra Tech NUS, Inc.

SOIL & SEDIMENT SAMPLE LOG SHEET

Project Site Name: LMC - MRC - Blocke
Project No.: 112iC01855

Sample ID No.: SB-546A
Sample Location: Lot D
Sampled By: DLM
C.O.C. No.:

[X] Surface Soil
[X] Subsurface Soil
[ ] Sediment
[ ] Other:
[ ] QA Sample Type:

Type of Sample:
[ ] Low Concentration
[ ] High Concentration

GRAB SAMPLE DATA:

Date:	Depth Interval	Color	Description (Sand, Silt, Clay, Moisture, etc.)
Time:			
Method:			
Monitor Reading (ppm):			

COMPOSITE SAMPLE DATA:

Date:	Time	Depth Interval	Color	Description (Sand, Silt, Clay, Moisture, etc.)
11/11/08	1130	Soil Joint		
Method:	1135	0.0 - 0.5	Orange-Brown	SANDY CLAY, Stiff, High Plasticity
Split Spoon	1139	0.5 - 1.0	Light Tan	SAND, Fine Grained
Monitor Readings	1140	2.0	↓	Very loose, grading to loose
(Range in ppm):	1142	3.0	↓	Moist
N/A	1148	4.0	Red-Brown	CLAY, Hard, High plasticity
				Moist

SAMPLE COLLECTION INFORMATION:

Analysis	Container Requirements	Collected	Other
PCB	2-4oz JARS per Depth		

OBSERVATIONS / NOTES:

MAP:

Circle if Applicable:

MS/MSD	Duplicate ID No.:

Signature(s):

Darren L Mathews

Tetra Tech NUS, Inc.

SOIL & SEDIMENT SAMPLE LOG SHEET

Project Site Name: LMC - MRC - Blocke
Project No.: 112iC 01855

Sample ID No.: SB-550A
Sample Location: Lot D
Sampled By: DLM
C.O.C. No.:

[X] Surface Soil
[X] Subsurface Soil
[] Sediment
[] Other:
[] QA Sample Type:

Type of Sample:
[] Low Concentration
[] High Concentration

GRAB SAMPLE DATA:

Date:	Depth Interval	Color	Description (Sand, Silt, Clay, Moisture, etc.)
Time:			
Method:			
Monitor Reading (ppm):			

COMPOSITE SAMPLE DATA:

Date: 11/11/08
Method: Split Spoon
Monitor Readings (Range in ppm): N/A

Time	Depth Interval	Color	Description (Sand, Silt, Clay, Moisture, etc.)
1400	Soil Joint		
1418	0.0-0.5	Red/Tan	CLAY, stiff, w/ coarse gravel, slight moist, fine-grained SAND
1419	0.5-1.0		
1420	2.0		
1421	3.0		
1422	4.0	↓	

SAMPLE COLLECTION INFORMATION:

Analysis	Container Requirements	Collected	Other
PCB	2-4oz JARS per Depth		

OBSERVATIONS / NOTES:

MAP:

Circle if Applicable:

MS/MSD	Duplicate ID No.:

Signature(s):

Daniel L Mathews

Tetra Tech NUS, Inc.

SOIL & SEDIMENT SAMPLE LOG SHEET

Project Site Name: LMC - MRC - Block E
Project No.: 112iC 01855

[X] Surface Soil
[X] Subsurface Soil
[] Sediment
[] Other:
[] QA Sample Type:

Sample ID No.: SB-555A
Sample Location: LOT D
Sampled By: Tony Apanavage
C.O.C. No.:

Type of Sample:
[] Low Concentration
[] High Concentration

GRAB SAMPLE DATA:

Date:	Depth Interval	Color	Description (Sand, Silt, Clay, Moisture, etc.)
Time:			
Method:			
Monitor Reading (ppm):			

COMPOSITE SAMPLE DATA:

Date:	Time	Depth Interval	Color	Description (Sand, Silt, Clay, Moisture, etc.)
11/11/08	1506	10.0	Gray to Brownish-Yellow	SILTY CLAY, soft, high plasticity, some silt; Grades to SILTY
Method: Split Spoon	1507	12.0	Grades to red	SAND, poorly graded, fine to medium grained, dense, slight
Monitor Readings (Range in ppm):	1508	14.0	↓	moist; Grades to SAND, very fine grained, wet, dense,
N/A	1509	16.0	↓	poorly graded, trace silt

SAMPLE COLLECTION INFORMATION:

Analysis	Container Requirements	Collected	Other
PCB	2-4oz Jarsper Depth		

OBSERVATIONS / NOTES:

MAP:

Circle if Applicable:

MS/MSD	Duplicate ID No.:

Signature(s): Darren L Mathews

Tetra Tech NUS, Inc.

SOIL & SEDIMENT SAMPLE LOG SHEET

Project Site Name: LMC - MRC - Block E
Project No.:

Sample ID No.: SB-561A
Sample Location: LOT D
Sampled By: DJM / Tony Apanavage
C.O.C. No.:

- [x] Surface Soil
- [x] Subsurface Soil
- [ ] Sediment
- [ ] Other:
- [ ] QA Sample Type:

Type of Sample:
- [ ] Low Concentration
- [ ] High Concentration

GRAB SAMPLE DATA:

Date:	Depth Interval	Color	Description (Sand, Silt, Clay, Moisture, etc.)
Time:			
Method:			
Monitor Reading (ppm):			

~~COMPOSITE~~ SAMPLE DATA: (GRAB)

Date:	Time	Depth Interval	Color	Description (Sand, Silt, Clay, Moisture, etc.)
11/11/08	1525	6.0	Reddish-brown	CLAYEY SILT, v. dense, trace fine gra
Method:	1530	8.0	White → lt. Gray	silt, very hard
Split Spoon	1535	10.0	Reddish-brown	SILT, v. dense, slight moist
Monitor Readings	1540	12.0	Reddish-brown	CLAY, stiff, white mottles, fine
(Range in ppm):	1545	14.0	Lt. tan to	gravel, dry
N/A	1550	16.0	Reddish-brown	CLAY, silty, stiff, high plasticity

SAMPLE COLLECTION INFORMATION:

Analysis	Container Requirements	Collected	Other
PCB	2-4oz Jars per Depth		

OBSERVATIONS / NOTES:

MAP:

Circle if Applicable:

MS/MSD	Duplicate ID No.:

Signature(s):

Daniel L. McKeen

Tetra Tech NUS, Inc.

SOIL & SEDIMENT SAMPLE LOG SHEET

Project Site Name: LMC - MRC - Block E
Project No.: 112ic 01855

Sample ID No.: SB-568A
Sample Location: LOT D
Sampled By: DLM
C.O.C. No.:

[X] Surface Soil
[X] Subsurface Soil
[ ] Sediment
[ ] Other:
[ ] QA Sample Type:

Type of Sample:
[ ] Low Concentration
[ ] High Concentration

GRAB SAMPLE DATA:

Date:	Depth Interval	Color	Description (Sand, Silt, Clay, Moisture, etc.)
Time:			
Method:			
Monitor Reading (ppm):			

COMPOSITE SAMPLE DATA:

Date: 11/11/08
Method: Split Spoon
Monitor Readings (Range in ppm): N/A

Time	Depth Interval	Color	Description (Sand, Silt, Clay, Moisture, etc.)
1022	6.0	Lt. Brown &	SAND, med. dense, fine grained
1026	8.0	Orangish-brown	"
1030	10.0	some Red	CLAYEY SAND
1031	12.0	Reddish-brown	SAND, med. grained, loose, moist
1050	14.0		
1052	16.0		

SAMPLE COLLECTION INFORMATION:

Analysis	Container Requirements	Collected	Other
PCB	2-4oz Jars per Depth		

OBSERVATIONS / NOTES:

MAP:

Circle if Applicable:

MS/MSD	Duplicate ID No.:

Signature(s):

Dawn L McCleary

Tetra Tech NUS, Inc.

SOIL & SEDIMENT SAMPLE LOG SHEET

Project Site Name: LMC - MRC - Block E
Project No.: 112ic 01855

[X] Surface Soil
[X] Subsurface Soil
[] Sediment
[] Other:
[] QA Sample Type:

Sample ID No.: SB-570A
Sample Location: LOT D
Sampled By: DLM
C.O.C. No.:

Type of Sample:
[] Low Concentration
[] High Concentration

GRAB SAMPLE DATA:

Date:	Depth Interval	Color	Description (Sand, Silt, Clay, Moisture, etc.)
Time:			
Method:			
Monitor Reading (ppm):			

COMPOSITE SAMPLE DATA:

Date: 11/11/08
Method: Split Spoon
Monitor Readings (Range in ppm): N/A

Time	Depth Interval	Color	Description (Sand, Silt, Clay, Moisture, etc.)
0911	6.0	Reddish-Brown	CLAYEY SAND grading to CLAY, hard
0913	8.0	Orangish-brown	CLAYEY SAND, fine-grained, some black
0933	10.0	Red	CLAYEY SAND
0935	12.0	Red	CLAY, hard, dry
0937	14.0	↓	CLAYEY SAND, med. dense, fine-med.
0939	16.0	↓	grained, moist

SAMPLE COLLECTION INFORMATION:

Analysis	Container Requirements	Collected	Other
PCB	2-4oz JARS per depth		

OBSERVATIONS / NOTES:

MAP:

Circle if Applicable:

MS/MSD	Duplicate ID No.:

Signature(s): [signature]

Tetra Tech NUS, Inc.

BORING LOG

PROJECT NAME: Block E-Phase II-SS
PROJECT NUMBER: 112ic01855
DRILLING COMPANY: Vironex
DRILLING RIG: Geoprobe

BORING No.: SB-541A
DATE:
GEOLOGIST: DLM
DRILLER:

Sample No. and Type or RQD	Depth (Ft.) or Run No.	Blows / 6" or RQD (%)	Sample Recovery / Sample Length	Lithology Change (Depth/Ft.) or Screened Interval	MATERIAL DESCRIPTION: Soil Density/ Consistency or Rock Hardness	Color	Material Classification	USCS *	Remarks	PID/FID Reading (ppm): Sample	Sampler BZ	Borehole**	Driller BZ**
							Concrete = 5"						
					-orangish-brown, CLAY, stiff, high plasticity, slight moist								
					↓ some white mottles								
					-SAND, dense.								

4

* When rock coring, enter rock brokeness.

** Include monitor reading in 6 foot intervals @ borehole. Increase reading frequency if elevated reponse read.

Drilling Area Background (ppm):

Remarks:

Converted to Well: Yes ____ No X Well I.D. #: N/A

Tetra Tech NUS, Inc.

BORING LOG

PROJECT NAME: Block E-Phase II-SS
PROJECT NUMBER: 112IC01855
DRILLING COMPANY: Vironex
DRILLING RIG: Geoprobe

BORING No.: SB-543A
DATE:
GEOLOGIST: DLM
DRILLER: Jeff Dziennik

Sample No. and Type or RQD	Depth (Ft.) or Run No.	Blows / 6" or RQD (%)	Sample Recovery / Sample Length	Lithology Change (Depth/Ft.) or Screened Interval	MATERIAL DESCRIPTION: Soil Density/ Consistency or Rock Hardness	Color	Material Classification	USCS *	Remarks	PID/FID Reading (ppm): Sample	Sampler BZ	Borehole**	Driller BZ**
							Concrete= 6.5"						
					-Reddish brown, CLAYEY SAND, stiff, moist, black staining								
					-Reddish-brown, white, yellowish-brown, orange, mottled, CLAY, high plasticity, med stiff, trace organic material								
				2" band of red & white clay	-Greenish-brown, red & white clay, black organic material								
4													

* When rock coring, enter rock brokeness.

** Include monitor reading in 6 foot intervals @ borehole. Increase reading frequency if elevated reponse read.

Drilling Area Background (ppm): ____

Remarks: ____

Converted to Well: Yes ____ No X Well I.D. #: N/A

Tetra Tech NUS, Inc.

BORING LOG

PROJECT NAME: Block E-Phase II-SS
PROJECT NUMBER: 112IC01855
DRILLING COMPANY: Vironex
DRILLING RIG: GeoProbe

BORING No.: SB-544A
DATE:
GEOLOGIST: DLM
DRILLER:

Sample No. and Type or RQD	Depth (Ft.) or Run No.	Blows / 6" or RQD (%)	Sample Recovery / Sample Length	Lithology Change (Depth/Ft.) or Screened Interval	MATERIAL DESCRIPTION: Soil Density/ Consistency or Rock Hardness	Color	Material Classification	USCS *	Remarks	PID/FID Reading (ppm): Sample	Sampler BZ	Borehole**	Driller BZ**
							Concrete = 6.0"						
					- 1 inch coarse, poorly sorted Gravel								
					- Lt. tan and reddish-brown, SAND, loose, fine grained,								
					wet, some coarse gravel								
4													

* When rock coring, enter rock brokeness.

** Include monitor reading in 6 foot intervals @ borehole. Increase reading frequency if elevated reponse read.

Drilling Area Background (ppm): ____

Remarks: ____

Converted to Well: Yes ____ No X Well I.D. #: N/A

Tetra Tech NUS, Inc.

BORING LOG

PROJECT NAME: Black E - Phase II-SS
PROJECT NUMBER: 112c01855
DRILLING COMPANY: Vironex
DRILLING RIG: Geoprobe

BORING No.: SB-546A
DATE:
GEOLOGIST: DLM
DRILLER:

Sample No. and Type or RQD	Depth (Ft.) or Run No.	Blows / 6" or RQD (%)	Sample Recovery / Sample Length	Lithology Change (Depth/Ft.) or Screened Interval	MATERIAL DESCRIPTION: Soil Density/ Consistency or Rock Hardness	Color	Material Classification	USCS *	Remarks	PID/FID Reading (ppm): Sample	Sampler BZ	Borehole**	Driller BZ**
							6.5'						
							- Orangish-brown, SANDY CLAY, stiff, high plasticity.						
							- Lt. Tan, SAND, fine grained, very loose grading to loose, moist.						
4							↓						
							- Reddish-brown, CLAY, hard, high plasticity, moist.						

* When rock coring, enter rock brokeness.

** Include monitor reading in 6 foot intervals @ borehole. Increase reading frequency if elevated reponse read.

Drilling Area Background (ppm):

Remarks:

Converted to Well: Yes ____ No X Well I.D. #: N/A

Tetra Tech NUS, Inc.

BORING LOG

PROJECT NAME: Block E-Phase II-SS
PROJECT NUMBER: 112IC01855
DRILLING COMPANY: Nironex
DRILLING RIG: Geoprobe

BORING No.: SB-550A
DATE:
GEOLOGIST: DLM
DRILLER:

Sample No. and Type or RQD	Depth (Ft.) or Run No.	Blows / 6" or RQD (%)	Sample Recovery / Sample Length	Lithology Change (Depth/Ft.) or Screened Interval	MATERIAL DESCRIPTION: Soil Density/ Consistency or Rock Hardness	Color	Material Classification	USCS *	Remarks	PID/FID Reading (ppm): Sample	Sampler BZ	Borehole**	Driller BZ**
				at top ½ft.			Concrete = 9"						
							-Red, CLAY, stiff, coarse gravel, slight moist						
							→Tan, fine grained sand.						
4													

* When rock coring, enter rock brokeness.

** Include monitor reading in 6 foot intervals @ borehole. Increase reading frequency if elevated reponse read.

Drilling Area Background (ppm):

Remarks:

Converted to Well: Yes ____ No X Well I.D. #: NIA

Tetra Tech NUS, Inc.

BORING LOG

PROJECT NAME: Block E - Phase II - SS
PROJECT NUMBER: 112G01855
DRILLING COMPANY: Vironex
DRILLING RIG: Geoprobe.

BORING No.: SB-555A
DATE: 11/11/08
GEOLOGIST: DLM
DRILLER:

Sample No. and Type or RQD	Depth (Ft.) or Run No.	Blows / 6" or RQD (%)	Sample Recovery / Sample Length	Lithology Change (Depth/Ft.) or Screened Interval	MATERIAL DESCRIPTION: Soil Density/ Consistency or Rock Hardness	Color	Material Classification	USCS *	Remarks	PID/FID Reading (ppm): Sample	Sampler BZ	Borehole**	Driller BZ**
							SURFACE - GRASS						
							DARK BROWN SILT, TRACE SAND AND FINE GRAVEL, TRACE ROOT MATTER, DRY						
			48/48				GRADES TO BROWNISH YELLOW SANDY SILT @ 3' (SLIGHTLY MOIST) (NO ODOR)						
4							BROWNISH YELLOW SILTY SAND, POORLY GRADED, FINE TO MEDIUM GRAINED TRACE QUARTZ ROUNDED FINE GRAVEL, DENSE, (SLIGHTLY MOIST) INCREASE SILT CONTENT W/ DEPTH (NO ODOR)						
							SAME AS ABOVE GRADES TO GRAY SILTY CLAY @ 9', SOFT, HIGH PLASTICITY INCREASE SILT CONTENT W/ DEPTH						
8			48/48										
							GRADES TO BROWNISH YELLOW SILTY SAND, POORLY GRADED, FINE TO MEDIUM GRAINED, DENSE, TRACE FINE GRAVEL (SLIGHTLY MOIST) (NO ODOR)						
			48/48				SAME AS ABOVE ← WET GRADES TO RED SAND, VERY FINE GRAINED, DENSE, POORLY GRADED (MOIST) TRACE SILT						
12													
			36/48										
16													

* When rock coring, enter rock brokeness.

** Include monitor reading in 6 foot intervals @ borehole. Increase reading frequency if elevated reponse read.

Drilling Area Background (ppm):

Remarks:

Converted to Well: Yes ____ No X Well I.D. #: N/A

Tetra Tech NUS, Inc.

BORING LOG

PROJECT NAME: Block E-Phase II-SS
PROJECT NUMBER: 112rc01855
DRILLING COMPANY: Vironex
DRILLING RIG: Geoprobe

BORING No.: SB-561A
DATE: 11/11/08
GEOLOGIST: DLM
DRILLER:

Sample No. and Type or RQD	Depth (Ft.) or Run No.	Blows / 6" or RQD (%)	Sample Recovery / Sample Length	Lithology Change (Depth/Ft.) or Screened Interval	MATERIAL DESCRIPTION: Soil Density/ Consistency or Rock Hardness	Color	Material Classification	USCS *	Remarks	PID/FID Reading (ppm): Sample	Sampler BZ	Borehole**	Driller BZ**
							SURFACE - GRASS						
							DARK BROWN SILT, SOME FINE GRAVEL (ROUNED TO SUBROUNDED QUARTZ), TRACE SAND, ROOT MATTER, (DRY)						
							BLACK STAINING @ 2'						
			45/48				GRADES TO BROWNISH YELLOW SILT TRACE SAND, ROOT MATTER, QUARTZ FINE GRAVEL, TRACE CLAY FINES (W. SLIGHT MOIST) (NO ODOR)						
4													
							REDDISH BROWN CLAYEY SILT, VERY DENSE TRACE ANGULAR FINE GRAVEL (SLIGHT MOIST) (NO ODOR)						
			48/48				GRADES TO WHITE TO LIGHT GREY SILT, VERY HARD @ 7'						
8													
							REDDISH BROWN SILT, VERY DENSE TRACE V. FINE GRAINED SAND (SLIGHT MOIST)						
							INCREASE SAND CONTENT W/ DEPTH. (NO ODOR)						
			48/48										
12							Reddish-brown, CLAY, Stiff, with white mottles, fine gravel, dry.						
							Lt. Tan, CLAY, silty, stiff, high plasticity						
							↓ Grading to Reddish-brown						
16													

* When rock coring, enter rock brokeness.

** Include monitor reading in 6 foot intervals @ borehole. Increase reading frequency if elevated reponse read.

Drilling Area Background (ppm): [ ]

Remarks: _____

Converted to Well: Yes ____ No X Well I.D. #: N/A

Tetra Tech NUS, Inc.

BORING LOG

PROJECT NAME: Block E - Phase II-SS
PROJECT NUMBER: 112G01855
DRILLING COMPANY: Vironex
DRILLING RIG: Geoprobe

BORING No.: SB-568A
DATE: 11/11/08
GEOLOGIST: DLM
DRILLER: Jeff

Sample No. and Type or RQD	Depth (Ft.) or Run No.	Blows / 6" or RQD (%)	Sample Recovery / Sample Length	Lithology Change (Depth/Ft.) or Screened Interval	MATERIAL DESCRIPTION: Soil Density/ Consistency or Rock Hardness	Color	Material Classification	USCS *	Remarks	PID/FID Reading (ppm): Sample	Sampler BZ	Borehole**	Driller BZ**
					-Dark brown, SAND, trace root material or orange and gravel (~~fine~~ coarse)								
			90%		-Orangish brown, SAND, medium dense, moist								
4					Grading to white and orangish-brown, CLAYEY SAND, hard; Lt. ~~Brown~~								
WL			100%		-Lt. brown and orangish-brown, SAND, med dense, fine grained								
8					Grading to red and Lt. brown, SAND, med dense, fine grained								
					Grading to CLAYEY SAND @ 11ft								
12					Reddish-brown, SAND, medium grained, loose, moist								
			90%										
16													

* When rock coring, enter rock brokeness.

** Include monitor reading in 6 foot intervals @ borehole. Increase reading frequency if elevated reponse read.

Drilling Area Background (ppm): ____

Remarks: ____

Converted to Well: Yes ____ No X Well I.D. #: N/A

Tetra Tech NUS, Inc.

BORING LOG

PROJECT NAME: Block E - Phase II - SS
PROJECT NUMBER: 112IC01855
DRILLING COMPANY: Vironex
DRILLING RIG: Geoprobe

BORING No.: SB-570A
DATE:
GEOLOGIST: DLM
DRILLER:

Sample No. and Type or RQD	Depth (Ft.) or Run No.	Blows / 6" or RQD (%)	Sample Recovery / Sample Length	Lithology Change (Depth/Ft.) or Screened Interval	MATERIAL DESCRIPTION: Soil Density/ Consistency or Rock Hardness	Color	Material Classification	USCS *	Remarks	PID/FID Reading (ppm): Sample	Sampler BZ	Borehole**	Driller BZ**
							Surface: Grass						
							Dark brown, SAND, medium grained, loose, some silt, moist, some root material.						
			100%				Lt. Brown, fine grained, medium dense						
	4						Orangish Lt. Brown,						
							Orangish-brown, SANDY CLAY, fine grained, med dense (~3in)						
			100%				(thin layer of black material w/ gravel (fine)) -Orangish brown, SAND, fine grained, black staining, loose -Reddish brown, CLAYEY SAND, grading to hard clay,						
							Grading to SAND						
	8						Orangish brown, CLAYEY SAND, fine grained, some black staining. Grading to Red CLAY, ~~SAND~~						
			100%				Hard Red CLAY 11ft						
							↓						
	12												
							Medium dense, CLAYEY SAND, fine-med. grained moist.						
			50%				1in layer of red coarse gravel						
	16												

* When rock coring, enter rock brokeness.

** Include monitor reading in 6 foot intervals @ borehole. Increase reading frequency if elevated reponse read.

Drilling Area Background (ppm):

Remarks:

Converted to Well: Yes ____ No X Well I.D. #: N/A

APPENDIX C — STORM SEWER CONDITION SURVEY REPORT AND VIDEOS

(Report will appear in a separate folder on enclosed DVD only)

APPENDIX D — INVESTIGATION DERIVED WASTE DISPOSAL

ENVIRITE OF PENNSYLVANIA, INC
Technology For The Environment

BILL OF LADING

CARRIER: Envirite of Pennsylvania, Inc.
730 Vogelsong Road
York, PA 17404
(717) 846-1900
(717) 854-6757 Fax

Central Dispatch Number
(800) 501-5659

EPA ID: PAD010154045

ICC: MC 311577

Bol No.: № 63786 Y
Load No.: 15886
Stream No.: 169+0 17507
Date: 10 09

TO CONSIGNEE Envirite of PA Tr	FROM SHIPPER Martin Glen L. State Airport
STREET 730 Vogelsong Road	STREET 701 Wilson Point Road
DESTINATION York Pa 17404	ORIGIN Middle River STATE MD ZIP 21330

Qty	HM	Kind of Packages, Description of Articles, If Hazardous Materials, Proper Shipping Name	Hazard Class	ID Number	Packing Group	Total Qty
1 15 DM		NON-hazardous Waste Liquid (ground/well purge water) 16860	X	X	X	15005
2 27 DM		NON-DOT-NON-RCRA regulated Liquids (10W soil cuttings/water) 17507	X	X	X	16875
3.						

IF PRODUCT TEMPERATURE IS OVER 110°F, CALL DISPATCH

DRIVER Short TRUCK # 8075 TRAILER # 30011

BOX # SPOTTED
BOX # REMOVED

Miles Pump Used Y (N) Liner Used Y (N)

Finish	P/U Date 10 07	Del. Date	Gross Wt.
Start	P/U Time	Del. Time	Tare Wt.
TOTAL	In Out	In Out	Net Wt.

Special Instruction & Explain Delay at Shippers	Special Instruction & Explain Delay at Consignee

This is to certify that the above-named materials are properly classified, described, packaged, marked and labeled, and are in proper condition for transportation according to the applicable regulations of the Department of Transportation.
I have inspected the trailer and certify it acceptable for loading and verify that the times and explanation listed above are correct.

I have inspected the trailer and certify it completely empty and verify that the times and explanation listed above are correct.

Shipper Signature X [signature]
Loading Date 10 - 07
Driver Signature X [signature]

Consignee Signature X
Unloading Date
Driver Signature X

CARRIER - ENVIRITE OF PENNSYLVANIA, INC.. - YORK, PA 17404

CARRIER - ENVIRITE OF PENNSYLVANIA, INC. - YORK, PA 17404

WHITE - Consignee CANARY - Corporate PINK - Transporter GOLDENROD - Shipper

730 VOGELSONG ROAD YORK, PA 17404-1725 PHONE (717) 846-1900 (717) 854-6757

TRANSPORTER VEHICLE INSPECTION

		Y/N	COMMENTS
1	Secondary Containment in truck (if liquids)?	N/A	
2	All containers properly marked and labeled?	Y	
3	Proper packaging and container types used?	Y	
4	Containers free of leaks/corrosion/damage?	Y	
5	Manifest properly and completely filled out?	Y	
6	Land Ban form filled out completely?	N/A	
7	If PCB, PCB continuation sheet?	N/A	
8	Manifest signed by Driver?	Y	
9	Emergency plan in truck and does the driver know the procedures in the event of discharge?	Y	
10	Emergency Response Guidebook in Truck.	Y	
11	Proper emergency equipment on truck (fuses, fire, extinguisher, triangles)?	Y	
12	Diver have CDL with H endorsements?	Y	
13	PA Haz. Waste Hauler number on manifest (PAAH***)?	N/A	
14	Proper placards on 4 sides, when required?	N/A	
15	Is the vehicle in good condition?	Y	
16	Is the National Response Center (800-424-8802) abd PADEP at (717-787-4343) phone numbers accessible in case of an emergency?	Y	
17	Does the truck have a secondary means of communication (two -way radio, cellular phone)?	Y	
18	Is the Emergency Phone Contact Number on the Manifest?	Y	

Inspector: Michael Mushaw
Date: 2-10-09
Time: 1:30 PM
Manifest Numbers: Bill of Lading 63786 Y
Actions taken to correct any deficiencies:

Envirite of Pennsylvania, Inc.

Annual Generator Waste Recertification

Customer:
Tetra Tech, Inc.
20251 Century Blvd., Suite 200
Germantown, MD 20874-7114
Anthony Apanavage 301-528-3021
301-528-3000
Tony.Apanavage@tetratech.com

Generator:
LMC Properties, Inc.
195 Chesapeake Park Plaza
Baltimore, MD 21220
Michael Musheno 610-656-4012

MDD985381318

This notification is required by 40 CFR part 264.13 / 265.13 and the Waste Analysis Plan of Envirite and must be repeated annually for each waste stream managed by Envirite.

Waste Stream Approval #: YS4242 / 13343 **Expiration Date:** January 3 2009
Common Description: SOIL CUTTINGS FROM WELL DEVELOPMENT
Waste Codes: 506 NONE

Generator Process: INVESTIGATIVE DERIVED WASTE FOR FUTURE LAND DEVELOPMENT. SITE HISTORICALLY MANUFACTURED AIRCRAFT. SITE INVESTIGATION TO INCLUDE METALS. SOLVENTS AND PETROLEUM HYDROCARBONS FOR THEIR PRESENCE. THERE IS NO KNOWN SOURCE OF CONTAMINATION OR SPILL CLEAN UP. SHIPPED AS NEEDED.

Please check the appropriate box below:

- [X] **RENEW WITHOUT CHANGE** Sign and Return.
- [ ] **RENEW WITH CHANGE** Complete new profile and indicate changes in waste generating process and/or wastestream that are different from information last submitted. Sign and Return.
- [ ] **CANCEL** this waste stream approval. Sign and Return.

I certify under penality of law that this document and all attachments were prepared under my direction or supervision in accordance with a system designed to assure that qualified personnel properly gather and evaluate the information submitted. Based on my inquiry of the person or persons who manage the system, or those persons directly responsible for gathering the information, the information submitted is true, accurate, and complete. I have used initimate knowledge of our process, which generates the waste, and certify that neither the process generating the waste nor the chemical or physical characteristics of the waste have changed since the pre-acceptance analysis was conducted on this waste. I am aware that there are significant penalties for knowingly submitting false information, including the possibility of fine and imprisonment.

GENERATOR must sign recertification form

Signature: Michael Musheno
(Generator's signature or duly authorized Agent)

Date: 2-4-09

Printed Name: Michael Musheno

Title: Sr. Staff Occ. Safety and Health Analyst

If you should have any questions, please contact Envirite at 800-878-1618

Fax completed form to 717-854-6757

Envirite

Waste Material Profile Sheet

09 FEB 2009

Profile: 13343

A. Profile Information

Profile: 13343 **File Ref #:** YS4242

Common Description: SOIL CUTTINGS FROM WELL DEVELOPMENT

B. Company Information

Generator Address	Bill-To Address	Disposal Facility Address
LMC Properties, Inc. 195 Chesapeake Park Plaza Baltimore, MD 21220 MDD985381318 Contact: Michael Musheno 610-656-4012 SIC: NAICS:	Tetra Tech, Inc. 20251 Century Blvd., Suite 200 Germantown, MD 20874-7114 Contact: Anthony Apanavage 301-528-3021	Envirite of Pennsylvania, Inc. 730 Vogelsong Road York, PA 17404 PAD010154045

C. DOT Information

DOT Name: Waste Non-hazardous material (soil, water)

Container Type DM **Container Size:** 55

D. Biennial/Annual Reporting Information

Source Code G39 **Form Code** W512

E. Physical Properties

Color: Brown **Odor:** Slight Petroleum **% Oil/Grease:** <1

FLASH POINT	FREE LIQUIDS	PHASES
[ ] < 100 F	[X] YES	[ ] SINGLE
[ ] 100 - 139 F	[ ] NO	[X] DOUBLE
[ ] > 140 F		[ ] MULTI
[X] >200 F		

PHYSICAL STATE	pH
[ ] SOLID	[ ] <2
[ ] POWDER	[ ] >2 - <4.9
[ ] SLUDGE	[X] >5 - <9.9
[ ] LIQUID	[ ] >10 - <12.4
[X] LIQUID/SOLID	[ ] >12.5

F. TCLP

TCLP

	Actual Value		Reg. Level	UM		Actual Value		Reg. Level	UM
ARSENIC TCLP	5	<	5.0	MG/L	BARIUM TCLP	100	<	100.0	MG/L
CADMIUM TCLP	1	<	1.0	MG/L	CHROMIUM TCLP	5	<	5.0	MG/L
LEAD TCLP	5	<	5.0	MG/L	MERCURY TCLP	.2	<	0.2	MG/L
SELENIUM TCLP	1	<	1.0	MG/L	SILVER TCLP	5	<	5.0	MG/L
BENZENE TCLP	.5	<	0.5	MG/L	CARBON TETRACHLORIDE TCLP	.5	<	0.5	MG/L
CHLORDANE TCLP	.03	<	0.03	MG/L	CHLOROBENZENE TCLP	100	<	100.0	MG/L

Profile: 13343

CHLOROFORM TCLP	6	<	6.0	MG/L	O-CRESOL TCLP	200	<	200	MG/L
M-CRESOL TCLP	200	<	200	MG/L	P-CRESOL TCLP	200	<	200	MG/L
CRESOL TCLP	200	<	200	MG/L	2,4-D TCLP	10	<	10	MG/L
ENDRIN TCLP	.02	<	0.02	MG/L	HEPTACHLOR (AND ITS EPOXIDE	.008	<	0.008	MG/L
HEXACHLOROBENZENE TCLP	.13	<	0.13	MG/L	1,4-DICHLOROBENZENE TCLP	7.5	<	7.5	MG/L
HEXACHLORO-1,3 BUTADIENE T	.5	<	.5	MG/L	HEXACHLOROETHANE TCLP	3	<	3	MG/L
NITROBENZENE TCLP	2	<	2	MG/L	LINDANE TCLP	.4	<	0.4	MG/L
METHOXYCHLOR TCLP	10	<	10	MG/L	METHYL ETHYL KETONE TCLP	200	<	200	MG/L
PENTACHLOROPHENOL TCLP	100	<	100	MG/L	PYRIDINE TCLP	5	<	5	MG/L
TETRACHLOROETHYLENE TCLP	.7	<	0.7	MG/L	TOXAPHENE TCLP	.5	<	0.5	MG/L
1,2-DICHLOROETHANE TCLP	.5	<	0.5	MG/L	1,1-DICHLOROETHYLENE TCLP	.7	<	.7	MG/L
2,4-DINITROTOLUENE TCLP	.13	<	.13	MG/L	2,4,5 TRICHLOROPHENOL TCLP	400	<	400.0	MG/L
2,4,6 TRICHLOROPHENOL TCLP	2	<	2.0	MG/L	2,4,5-TP (SILVEX) TCLP	.2	<	0.2	MG/L
VINYL CHLORIDE TCLP	.2	<	0.2	MG/L	TRICHLOROETHYLENE TCLP	.5	<	0.5	MG/L

G. Underlying Haz. Constituents

	Value	UM
N/A		

H. Chemical Composition

Chemical

Other	Low		High	UM
Water	5	-	15	%
Soil	85	-	95	%

Is this a RCRA Hazardous waste per 40 CFR 261 or equivalent State Regulation? No
Is this a Listed Hazardous waste per 40 CFR 261 or equivalent State Regulation? No
Is this a Characteristic Hazardous waste per 40 CFR 261 or equivalent State Regulation? No

I. Waste Codes

506 Contaminated Soil/Debris/Spill Resi	NONE No Federal Waste Code

J. Generation Information

Generating Process: INVESTIGATIVE DERIVED WASTE FOR FUTURE LAND DEVELOPMENT. SITE HISTORICALLY MANUFACTURED AIRCRAFT. SITE INVESTIGATION TO INCLUDE METALS, SOLVENTS AND PETROLEUM HYDROCARBONS FOR THEIR PRESENCE. THERE IS NO KNOWN SOURCE OF CONTAMINATION OR SPILL CLEAN UP. SHIPPED AS NEEDED.

Generation Rate 200 DM per YR

Envirite

Waste Material Profile Sheet

Profile: 13343

K. Waste Characteristics

Insecticides ☐	☐	Carcinogen ☐
Shock Sensitive ☐	Dioxin ☐	PCB's: ☐
Pesticides ☐	Pyrophoric ☐	RX Cyanide >250ppm ☐
Herbicides ☐	Household Waste: ☐	RX Sulfide >500ppm ☐
Radioactive: ☐	Crystalline Free Silica ☐	(Unless Checked) None Apply Y
Medical Waste ☐	Explosive ☐	Other (specify) ☐
Oxidizers ☐	Asbestos: ☐	

Additional Informatior

Analysis attached.

Envirite

Waste Material Profile Sheet

09 FEB 2009

Profile: 13343

L. Regulatory Characterization

[ ] IS THIS A WASTEWATER PER 40CFR 268	[ ] BY PRODUCT
[Y] IS THIS A NON-WASTEWATER PER 40 CFR 268	[ ] RX WITH LIME TO CREATE FLAM. GAS
[ ] UNIVERSAL WASTE	[Y] DOES NOT RX VIOLENTLY WITH LIME
[ ] CHARACTERISTIC SLUDGE	[ ] CONTAINS VOCS OVER 500PPM
[ ] VIRGIN UNUSED PRODUCT	[Y] DOES NOT CONTAIN VOCS OVER 500PPM
[Y] SPENT MATERIAL	[ ] CONTAINS METALLIC FINES/POWDERS
[ ] WASTE HAS BEEN TREATED	[ ] POLLUTION CONTROL WASTE (IL)
[ ] CYANIDE PLATING ON SITE	[ ] INDUSTRIAL PROCESS WASTE (IL)
[ ] SUBSTITUTE COMMERCIAL PRODUCT	[ ] CONTAINS PHENOL >1,000 PPM ILL. ONLY

(Mark ALL conditions that apply, a blank response confirms the above condition(s) do not apply to this waste stream.)

This form must be signed by a person authorized to represent the generator. If the individual signing the Waste Profile is a broker or other agent not employed by the generator of the waste, the generator must provide written notification (on generator letterhead) documenting the authority granted that individual.

I authorize Envirite to make corrections to this waste profile. I understand that I will be required to confirm any changes in writing. ☐ *Yes* ☐ *No*

I hereby avow that any pertinent information that is known by the generator concerning possible hazards has been disclosed. I certify that, to the best of my knowledge, all statements and attachments are correct and accurate representations of this waste material.

Signee Name	Signee Date	Signee Title
MICHAEL MUSHENO	14-DEC-07	SAFETY/HEALTH ANALYS

Signature _____ **Company** _____

Date of Sampling:_____ **Time of Sampling:**_____ **AM/PM**

Sampler Name:_____

Sampler Signature:_____

Title and Affiliation of Sampler:

_____

Envirite

Waste Material Profile Sheet

29 SEP 2008

Profile: 17466

A. Profile Information

Profile: 17466 **File Ref #:**

Common Description: PURGE WATER

B. Company Information

Generator Address	Bill-To Address	Disposal Facility Address
LMC Properties, Inc. 195 Chesapeake Park Plaza Baltimore, MD 21220 MDD985381318 Contact: Michael Musheno 610-656-4012 SIC: NAICS:	Tetra Tech, Inc. 20251 Century Blvd., Suite 200 Germantown, MD 20874-7114 Contact: Anthony Apanavage 301-528-3021	Envirite of Pennsylvania, Inc. 730 Vogelsong Road York, PA 17404 PAD010154045

C. DOT Information

DOT Name: Waste Non hazardous liquid

Container Type DM **Container Size:** 55

D. Biennial/Annual Reporting Information

Source Code G39 **Form Code** W101

E. Physical Properties

Color: Brown **Odor:** None **% Oil/Grease:** 0

FLASH POINT	FREE LIQUIDS	PHASES
☐ < 100 F	☒ YES	☒ SINGLE
☐ 100 - 139 F	☐ NO	☐ DOUBLE
☐ > 140 F		☐ MULTI
☒ >200 F		

PHYSICAL STATE	pH
☐ SOLID	☐ <2
☐ POWDER	☐ >2 - <4.9
☐ SLUDGE	☒ >5 - <9.9
☒ LIQUID	☐ >10 - <12.4
☐ LIQUID/SOLID	☐ >12.5

F. TCLP

TCLP

	Actual Value		Reg. Level	UM		Actual Value		Reg. Level	UM
ARSENIC TCLP	.01	<	5.0	MG/L	BARIUM TCLP	.16	=	100.0	MG/L
CADMIUM TCLP	.005	<	1.0	MG/L	CHROMIUM TCLP	.01	<	5.0	MG/L
LEAD TCLP	.015	<	5.0	MG/L	MERCURY TCLP	.001	<	0.2	MG/L
SELENIUM TCLP	.01	<	1.0	MG/L	SILVER TCLP	.01	<	5.0	MG/L
BENZENE TCLP	.05	<	0.5	MG/L	CARBON TETRACHLORIDE TCLP	.05	<	0.5	MG/L
CHLORDANE TCLP	.03	<	0.03	MG/L	CHLOROBENZENE TCLP	.05	<	100.0	MG/L

Profile: 17466

CHLOROFORM TCLP	.05	<	6.0	MG/L	O-CRESOL TCLP	.1	<	200	MG/L
M-CRESOL TCLP	.1	<	200	MG/L	P-CRESOL TCLP	.1	<	200	MG/L
CRESOL TCLP	200	<	200	MG/L	2,4-D TCLP	10	<	10	MG/L
ENDRIN TCLP	.02	<	0.02	MG/L	HEPTACHLOR (AND ITS EPOXIDE	.008	<	0.008	MG/L
HEXACHLOROBENZENE TCLP	.1	<	0.13	MG/L	1,4-DICHLOROBENZENE TCLP	.1	<	7.5	MG/L
HEXACHLORO-1,3 BUTADIENE T(	.1	<	.5	MG/L	HEXACHLOROETHANE TCLP	.1	<	3	MG/L
NITROBENZENE TCLP	.1	<	2	MG/L	LINDANE TCLP	.4	<	0.4	MG/L
METHOXYCHLOR TCLP	10	<	10	MG/L	METHYL ETHYL KETONE TCLP	.05	<	200	MG/L
PENTACHLOROPHENOL TCLP	.5	<	100	MG/L	PYRIDINE TCLP	.1	<	5	MG/L
TETRACHLOROETHYLENE TCLP	.05	<	0.7	MG/L	TOXAPHENE TCLP	.5	<	0.5	MG/L
1,2-DICHLOROETHANE TCLP	.05	<	0.5	MG/L	1,1-DICHLOROETHYLENE TCLP	.05	<	.7	MG/L
2,4-DINITROTOLUENE TCLP	.1	<	.13	MG/L	2,4,5 TRICHLOROPHENOL TCLP	.1	<	400.0	MG/L
2,4,6 TRICHLOROPHENOL TCLP	.1	<	2.0	MG/L	2,4,5-TP (SILVEX) TCLP	.2	<	0.2	MG/L
VINYL CHLORIDE TCLP	.05	<	0.2	MG/L	TRICHLOROETHYLENE TCLP	.05	<	0.5	MG/L

G. Underlying Haz. Constituents

	Value	UM
N/A		%

H. Chemical Composition

Chemical

Other	Low		High	UM
Purge water		-	100	%

Is this a RCRA Hazardous waste per 40 CFR 261 or equivalent State Regulation? No
Is this a Listed Hazardous waste per 40 CFR 261 or equivalent State Regulation? No
Is this a Characteristic Hazardous waste per 40 CFR 261 or equivalent State Regulation? No

I. Waste Codes

499 Other Generic Waste	NONE No Federal Waste Code

J. Generation Information

Generating Process: INVESTIGATIVE DERIVED WASTE FOR FUTURE LAND DEVELOPMENT. SITE HISTORICALLY MANUFACTURED AIRCRAFT. THESE PURGE WATERS WERE GENERATED AFTER THE PILOT TEST PURGE AND WERE INJECTED INTO THE SUBSURFACE TO VERIFY THE ORGANIC CONTAMINATION (SOURCE UNKNOWN) HAS BEEN REMOVED.

Generation Rate 10 DM per OT

K. Waste Characteristics

Insecticides ☐	☐	Carcinogen ☐
Shock Sensitive ☐	Dioxin ☐	PCB's: ☐
Pesticides ☐	Pyrophoric ☐	RX Cyanide >250ppm ☐
Herbicides ☐	Household Waste: ☐	RX Sulfide >500ppm ☐
Radioactive: ☐	Crystalline Free Silica ☐	(Unless Checked) None Apply ☒
Medical Waste ☐	Explosive ☐	Other (specify) ☐
Oxidizers ☐	Asbestos: ☐	

Additional Informatior

Analytical attached.

Envirite

Waste Material Profile Sheet

29 SEP 2008 Profile: 17486

Regulatory Characterization

[ ] IS THIS A WASTEWATER PER 40CFR 268	[ ] BY PRODUCT
[Y] IS THIS A NON-WASTEWATER PER 40 CFR 268	[ ] RX WITH LIME TO CREATE FLAM. GAS
[ ] UNIVERSAL WASTE	[Y] DOES NOT RX VIOLENTLY WITH LIME
[ ] CHARACTERISTIC SLUDGE	[ ] CONTAINS VOCS OVER 500PPM
[ ] VIRGIN UNUSED PRODUCT	[Y] DOES NOT CONTAIN VOCS OVER 500PPM
[Y] SPENT MATERIAL	[ ] CONTAINS METALLIC FINES/POWDERS
[ ] WASTE HAS BEEN TREATED	[ ] POLLUTION CONTROL WASTE (IL)
[ ] CYANIDE PLATING ON SITE	[ ] INDUSTRIAL PROCESS WASTE (IL)
[ ] SUBSTITUTE COMMERCIAL PRODUCT	

(Mark ALL conditions that apply; a blank response confirms the above condition(s) do not apply to this waste stream.)

This form must be signed by a person authorized to represent the generator. If the individual signing the Waste Profile is a broker or other agent not employed by the generator of the waste, the generator must provide written notification (on generator letterhead) documenting the authority granted that individual.

I authorize Envirite to make corrections to this waste profile. I understand that I will be required to confirm any changes in writing. [X] *Yes* [ ] *No*

I hereby avow that any pertinent information that is known by the generator concerning possible hazards has been disclosed. I certify that, to the best of my knowledge, all statements and attachments are correct and accurate representations of this waste material.

Signee Name	Signee Date	Signee Title
Michael Moreno	9-29-08	Sr. Staff Occ. Safety & Health Analyst

Signature Michael Moreno Company LMC Properties, Inc.

Date of Sampling: _____ **Time of Sampling:** _____ **AM/PM**

Sampler Name: _____

Sampler Signature: _____

Title and Affiliation of Sampler:

_____

ENVIRITE OF PENNSYLVANIA, INC.
Technology For The Environment

BILL OF LADING

CARRIER

Envirite of Pennsylvania, Inc.
730 Vogelsong Road
York, PA 17404
(717) 846-1900
(717) 854-6757 Fax

Central Dispatch Number
(800) 501-5659

EPA ID: PAD010154045

ICC: MC 311577

BOL No.: № 54192 Y
Load No.: 9665
Stream No.: 17507
Date: 10-03-08

TO CONSIGNEE Envirite of Penn.	FROM SHIPPER Michael Mysheno LMC Properties Inc.
STREET 730 Vogelsong Rd	STREET 195 Chesapeake Park Plaza
DESTINATION York Pa 17404	ORIGIN Baltimore STATE MD ZIP 21220

NO.	HM	Kind of Packages, Description of Articles, HAZARDOUS MATERIALS, PROPER SHIPPING NAME	HAZARD CLASS	ID Number	PACKING GROUP	QUANTITY
1. 31 Dm		NON-Haz, non RCRA Regulated liquid (Low Soil cuttings / water)	X	X	/	18,000
2. 2 Dm			X	X	X	500
3. 13 Dm			X	X	/	7800

IF PRODUCT TEMPERATURE IS OVER 110°F, CALL DISPATCH

DRIVER: Grant | TRUCK #: 44536 | TRAILER #: 7004

BOX # SPOTTED
BOX # REMOVED

Miles | Pump Used Y (N) | Liner Used Y (N)

Finish	P/U Date 10-03-08	Del. Date	Gross Wt.
Start	P/U Time 8:00 am	Del. Time	Tare Wt.
TOTAL	In 7 45 Out	In Out	Net Wt.

Special Instruction & Explain Delay at Shippers	Special Instruction & Explain Delay at Consignee
3 pick up 1st 7:45 9:00 am	
2nd	
3rd	

This is to certify that the above-named materials are properly classified, described, packaged, marked and labeled, and are in proper condition for transportation according to the applicable regulations of the Department of Transportation.
I have inspected the trailer and certify it acceptable for loading and verify that the times and explanation listed above are correct.

I have inspected the trailer and certify it completely empty and verify that the times and explanation listed above are correct.

Shipper Signature X Michael Mysheno

Loading Date 10-03-08

Driver Signature X

Consignee Signature X

Unloading Date

Driver Signature X

CARRIER - ENVIRITE OF PENNSYLVANIA, INC.. - YORK, PA 17404

CARRIER - ENVIRITE OF PENNSYLVANIA, INC. - YORK, PA 17404

WHITE - Consignee CANARY - Corporate PINK - Transporter GOLDENROD - Shipper

ENVIRITE OF PENNSYLVANIA, INC.
Technology For The Environment

BILL OF LADING

CARRIER
Envirite of Pennsylvania, Inc.
730 Vogelsong Road
York, PA 17404
(717) 846-1900
(717) 854-6757 Fax

Central Dispatch Number
(800) 501-5659
EPA ID: PAD010154045
ICC: MC 311577

Bol No.: № 61287 Y
Load No.: 12955
Stream No.: 13344
Date: 12-03-08

TO CONSIGNEE Envirite of Penn	FROM SHIPPER LMC Properties
STREET 730 Vogelsong Rd	STREET 195-Chesapeake Plaza
DESTINATION York Pa	ORIGIN Baltimore STATE Md ZIP 21220

No Shipping Units	HM	Kind of Packages, Description of Articles (IF HAZARDOUS MATERIALS - PROPER SHIPPING NAME)	HAZARD CLASS	I.D. Number	PACKING GROUP	WEIGHT (subject to correction)
1. 17 DM		Waste NON Hazardous Material Liquid, water	X	X	X	9350 P est
2.						
3.						

IF PRODUCT TEMPERATURE IS OVER 110°F, CALL DISPATCH

DRIVER	TRUCK #	TRAILER #	
Grosik	441528	3004	BOX # SPOTTED ____ BOX # REMOVED ____

Miles Pump Used Y (N) Liner Used Y (N)

Finish	P/U Date 12·03·08	Del. Date 12·03·08	Gross Wt.
Start	P/U Time	Del. Time	Tare Wt.
TOTAL	In 10:30 Out 12:05	In Out	Net Wt.

Special Instruction & Explain Delay at Shippers	Special Instruction & Explain Delay at Consignee

This is to certify that the above-named materials are properly classified, described, packaged, marked and labeled, and are in proper condition for transportation according to the applicable regulations of the Department of Transportation.
I have inspected the trailer and certify it acceptable for loading and verify that the times and explanation listed above are correct.

I have inspected the trailer and certify it completely empty and verify that the times and explanation listed above are correct.

Shipper Signature X Steve Thompson	Consignee Signature X [signature]
Loading Date 12-03-08	Unloading Date
Driver Signature X [signature]	Driver Signature X

CARRIER - ENVIRITE OF PENNSYLVANIA, INC.. - YORK, PA 17404 CARRIER - ENVIRITE OF PENNSYLVANIA, INC. - YORK, PA 17404

WHITE - Consignee CANARY - Corporate PINK - Transporter GOLDENROD - Shipper

D12451

NON-HAZARDOUS WASTE MANIFEST

1. Generator's US EPA ID No. MD0985381318 | Manifest Document No. | 2. Page 1 of 1

3. Generator's Name and Mailing Address LMC PROPERTIES 195 CHESAPEAKE PLAZA BALTIMORE, MD. 21220

4. Generator's Phone 610 656-4892

5. Transporter 1 Company Name ENVIRITE OF PENNA, INC. | 6. US EPA ID Number PAD010154045 | A. Transporter's Phone 717 846 1900

7. Transporter 2 Company Name | 8. US EPA ID Number | B. Transporter's Phone

9. Designated Facility Name and Site Address ENVIRITE OF PA INC 1730 VOGELSONG RD YORK, PA. 17404 | 10. US EPA ID Number PAD010154045 | C. Facility's Phone 717 846 1900

11. Waste Shipping Name and Description	12. Containers No.	Type	13. Total Quantity	14. Unit Wt/Vol
a. WASTE NON-HAZARDOUS MATERIAL (SEDIMENT, WATER)	17	DM	EST. 9350	P
b.				
c.				
d.				

D. Additional Descriptions for Materials Listed Above

E. Handling Codes for Wastes Listed Above: H111

15. Special Handling Instructions and Additional Information: 11A) EW # 13344

16. GENERATOR'S CERTIFICATION: I certify the materials described above on this manifest are not subject to federal regulations for reporting proper disposal of Hazardous Waste.

Printed/Typed Name: Steve Thompson | Signature: Steve Thompson | Month 12 Day 03 Year 08

17. Transporter 1 Acknowledgement of Receipt of Materials

Printed/Typed Name: John J Grosik | Signature: John J Grosik | Month 12 Day 03 Year 08

18. Transporter 2 Acknowledgement of Receipt of Materials

Printed/Typed Name | Signature | Month . Day . Year .

19. Discrepancy Indication Space: TC 70 #

20. Facility Owner or Operator: Certification of receipt of waste materials covered by this manifest except as noted in Item 19.

Printed/Typed Name: KIRBY E NEWSWOL | Signature | Month 12 Day 03 Year 08

GENERATOR — TRANSPORTER — FACILITY

ORIGINAL - RETURN TO GENERATOR

ENVIRITE OF PENNSYLVANIA, INC.
Technology For The Environment

BILL OF LADING

CARRIER
Envirite of Pennsylvania, Inc.
730 Vogelsong Road
York, PA 17404
(717) 846-1900
(717) 854-6757 Fax

Central Dispatch Number
(800) 501-5659

EPA ID: PAD010154045

ICC: MC 311577

Bol No.: № 63785 Y
Load No.: 15857
Stream No.: [illegible] 17466 [illegible]
Date: [illegible]

TO CONSIGNEE Envirite of PA Inc.	FROM SHIPPER LMC Properties Inc.
STREET 730 Vogelsong Road	STREET 195 Chesapeake [illegible]
DESTINATION York PA 17404	ORIGIN [illegible] STATE MD ZIP [illegible]

No. of Packages	HM	Kind of Packages, Description of Articles, Hazardous Materials, Proper Shipping Name	Hazard Class	ID Number	Packing Group	Net Weight
1 DM		Waste non-hazardous liquid (Purge water) 17466				Est 3,000P
1 DF		Waste non-hazardous liquid (Purge water) 17464				Est 3000P
6 DM		Waste non-hazardous material (Soil water) Soil cuttings from well development				Est 3,000P

IF PRODUCT TEMPERATURE IS OVER 110°F, CALL DISPATCH

DRIVER Short TRUCK # 9075 TRAILER # 3004 Y

BOX # SPOTTED
BOX # REMOVED

Miles Pump Used Y N Liner Used Y N

Finish	P/U Date 7-16-09	Del. Date	Gross Wt.
Start	P/U Time	Del. Time	Tare Wt.
TOTAL	In Out	In Out	Net Wt.

Special Instruction & Explain Delay at Shippers	Special Instruction & Explain Delay at Consignee
Cell gate used	
2.50 hrs on site	

This is to certify that the above-named materials are properly classified, described, packaged, marked and labeled, and are in proper condition for transportation according to the applicable regulations of the Department of Transportation.
I have inspected the trailer and certify it acceptable for loading and verify that the times and explanation listed above are correct.

I have inspected the trailer and certify it completely empty and verify that the times and explanation listed above are correct.

Shipper Signature X [signature]	Consignee Signature X
Loading Date 7-16-09	Unloading Date
Driver Signature X [signature]	Driver Signature X

CARRIER - ENVIRITE OF PENNSYLVANIA, INC.. - YORK, PA 17404

CARRIER - ENVIRITE OF PENNSYLVANIA, INC. - YORK, PA 17404

WHITE - Consignee CANARY - Corporate PINK - Transporter GOLDENROD - Shipper

730 VOGELSONG ROAD YORK, PA 17404-1725 PHONE (717) 846-1900 (717) 854-6757

TRANSPORTER VEHICLE INSPECTION

		Y/N	COMMENTS
1	Secondary Containment in truck (if liquids)?	N/A	
2	All containers properly marked and labeled?	Y	
3	Proper packaging and container types used?	Y	
4	Containers free of leaks/corrosion/damage?	Y	
5	Manifest properly and completely filled out?	Y	
6	Land Ban form filled out completely?	N/A	
7	If PCB, PCB continuation sheet?	N/A	
8	Manifest signed by Driver?	Y	
9	Emergency plan in truck and does the driver know the procedures in the event of discharge?	Y	
10	Emergency Response Guidebook in Truck.	Y	
11	Proper emergency equipment on truck (fuses, fire, extinguisher, triangles)?	Y	
12	Diver have CDL with H endorsements?	Y	
13	~~PA~~ Haz. Waste Hauler number on manifest (PAAH***)?	N/A	
14	Proper placards on 4 sides, when required?	N/A	
15	Is the vehicle in good condition?	Y	
16	Is the National Response Center (800-424-8802) abd PADEP at (717-787-4343) phone numbers accessible in case of an emergency?	Y	
17	Does the truck have a secondary means of communication (two -way radio, cellular phone)?	Y	
18	Is the Emergency Phone Contact Number on the Manifest?	Y	

Inspector: Michael Mushenko
Date: 2-10-09
Time: 1015
Manifest Numbers: Bill of Lading 63785Y
Actions taken to correct any deficiencies:

APPENDIX E — ANALYTICAL DATA AND DATA VALIDATION

TABLE E-1
BLOCK E SOIL EXCEEDANCES
LOCKHEED MARTIN MIDDLE RIVER COMPLEX
MIDDLE RIVER, MARYLAND
PAGE 1 OF 16

SAMPLE ID:	MDE	MDE	SB-541-2	SB-541A-4	SB-541A-SS[SJ]	SB-541A-SS0.5-1	SB-541A-SS0-0.5	SB-541-SS0.5-1
LABORATORY ID:			810186-013	811083-001	811081-016	811081-018	811081-017	810186-012
SAMPLE DATE:	Residential	Non-Residential	10/23/2008	11/11/2008	11/11/2008	11/11/2008	11/11/2008	10/23/2008
LOCATION:	Criteria	Criteria	SB-541	SB-541A	SB-541A	SB-541A	SB-541A	SB-541
MISCELLANEOUS (%)								
PERCENT SOLIDS			82	NA	94	79	79	82
PESTICIDES/PCBs (ug/kg)								
AROCLOR-1016	550	41,000	--	--	--	--	--	--
AROCLOR-1254	320	1,400	--	--	--	--	--	--
AROCLOR-1260	320	1,400	--	--	490	19 J	21 J	--

SAMPLE ID:	MDE	MDE	SB-541-SS0-0.5	SB-542-2	SB-542-3	SB-542-4	SB-542-SS0.5-1	SB-542-SS0-0.5
LABORATORY ID:			810186-011	810185-007	810185-008	810185-009	810185-006	810185-005
SAMPLE DATE:	Residential	Non-Residential	10/23/2008	10/23/2008	10/23/2008	10/23/2008	10/23/2008	10/23/2008
LOCATION:	Criteria	Criteria	SB-541	SB-542	SB-542	SB-542	SB-542	SB-542
MISCELLANEOUS (%)								
PERCENT SOLIDS			81	88	84	82	86	85
PESTICIDES/PCBs (ug/kg)								
AROCLOR-1016	550	41,000	--	--	--	--	--	--
AROCLOR-1254	320	1,400	--	--	--	--	--	--
AROCLOR-1260	320	1,400	--	--	--	--	--	--

TABLE E-1
BLOCK E SOIL EXCEEDANCES
LOCKHEED MARTIN MIDDLE RIVER COMPLEX
MIDDLE RIVER, MARYLAND
PAGE 2 OF 16

SAMPLE ID:			SB-543-2	SB-543A-2	SB-543A-3	SB-543A-4	SB-543A-4SS0-0.5	SB-543A-SS[SJ]
LABORATORY ID:	MDE	MDE	810187-004	811083-006	811083-007	811083-008	811083-004	811083-003
SAMPLE DATE:	Residential	Non-Residential	10/23/2008	11/11/2008	11/11/2008	11/11/2008	11/11/2008	11/11/2008
LOCATION:	Criteria	Criteria	SB-543	SB-543A	SB-543A	SB-543A	SB-543A	SB-543A
MISCELLANEOUS (%)								
PERCENT SOLIDS			85	NA	NA	NA	82	94
PESTICIDES/PCBs (ug/kg)								
AROCLOR-1016	550	41,000	--	--	--	--	--	--
AROCLOR-1254	320	1,400	--	--	--	--	--	--
AROCLOR-1260	320	1,400	--	--	--	--	91	940

SAMPLE ID:			SB-543A-SS0.5-1	SB-543-SS0.5-1	SB-543-SS0-0.5	SB-544-2	SB-544A-SS[SJ]	SB-544A-SS0.5-1
LABORATORY ID:	MDE	MDE	811083-005	810187-003	810187-002	810186-019	811081-010	811081-012
SAMPLE DATE:	Residential	Non-Residential	11/11/2008	10/23/2008	10/23/2008	10/23/2008	11/11/2008	11/11/2008
LOCATION:	Criteria	Criteria	SB-543A	SB-543	SB-543	SB-544	SB-544A	SB-544A
MISCELLANEOUS (%)								
PERCENT SOLIDS			NA	88	87	82	95	84
PESTICIDES/PCBs (ug/kg)								
AROCLOR-1016	550	41,000	--	--	--	--	--	--
AROCLOR-1254	320	1,400	--	--	--	--	--	--
AROCLOR-1260	320	1,400	77	--	5.4 J	--	41	23

TABLE E-1
BLOCK E SOIL EXCEEDANCES
LOCKHEED MARTIN MIDDLE RIVER COMPLEX
MIDDLE RIVER, MARYLAND
PAGE 3 OF 16

SAMPLE ID:			SB-544A-SS0-0.5	SB-544-SS0.5-1	SB-544-SS0-0.5	SB-545-4	SB-545-SS0.5-1	SB-545-SS0-0.5
LABORATORY ID:	MDE	MDE	811081-011	810186-018	810186-017	810178-005	810178-002	810178-001
SAMPLE DATE:	Residential	Non-Residential	11/11/2008	10/23/2008	10/23/2008	10/23/2008	10/23/2008	10/23/2008
LOCATION:	Criteria	Criteria	SB-544A	SB-544	SB-544	SB-545	SB-545	SB-545
MISCELLANEOUS (%)								
PERCENT SOLIDS			88	84	87	84	81	84
PESTICIDES/PCBs (ug/kg)								
AROCLOR-1016	550	41,000	--	--	--	--	--	--
AROCLOR-1254	320	1,400	--	--	--	--	--	--
AROCLOR-1260	320	1,400	190	--	--	--	--	--

SAMPLE ID:			SB-546-2	SB-546-2-D	SB-546A-SS[SJ]	SB-546A-SS0.5-1	SB-546A-SS0-0.5	SB-546-SS0.5-1
LABORATORY ID:	MDE	MDE	810186-007	810186-010	811080-001	811080-003	811080-002	810186-006
SAMPLE DATE:	Residential	Non-Residential	10/23/2008	10/23/2008	11/11/2008	11/11/2008	11/11/2008	10/23/2008
LOCATION:	Criteria	Criteria	SB-546	SB-546	SB-546A	SB-546A	SB-546A	SB-546
MISCELLANEOUS (%)								
PERCENT SOLIDS			85	86	94	85	91	90
PESTICIDES/PCBs (ug/kg)								
AROCLOR-1016	550	41,000	--	--	--	--	--	--
AROCLOR-1254	320	1,400	--	--	--	--	--	--
AROCLOR-1260	320	1,400	--	--	66	140	9600	--

TABLE E-1
BLOCK E SOIL EXCEEDANCES
LOCKHEED MARTIN MIDDLE RIVER COMPLEX
MIDDLE RIVER, MARYLAND
PAGE 4 OF 16

SAMPLE ID:	MDE	MDE	SB-546-SS0.5-1-D	SB-546-SS0-0.5	SB-546-SS0-0.5-D	SB-547-2	SB-547-3	SB-547-4
LABORATORY ID:			810187-020	810186-005	810187-008	810137-005-005-1/1	810137-006-006-1/1	810137-007-007-1/1
SAMPLE DATE:	Residential	Non-Residential	10/23/2008	10/23/2008	10/23/2008	10/21/2008	10/21/2008	10/21/2008
LOCATION:	Criteria	Criteria	SB-546	SB-546	SB-546	SB-547	SB-547	SB-547
MISCELLANEOUS (%)								
PERCENT SOLIDS			86	90	89	88	87	85
PESTICIDES/PCBs (ug/kg)								
AROCLOR-1016	550	41,000	--	--	--	--	NA	NA
AROCLOR-1254	320	1,400	--	--	--	--	NA	NA
AROCLOR-1260	320	1,400	--	--	--	--	NA	NA

SAMPLE ID:	MDE	MDE	SB-547-SS0.5-1	SB-547-SS0-0.5	SB-548-2	SB-548-2-D	SB-548-3	SB-548-4
LABORATORY ID:			810137-004-004-1/1	810137-003-003-1/1	810187-017	810187-007	810187-018	810187-019
SAMPLE DATE:	Residential	Non-Residential	10/21/2008	10/21/2008	10/23/2008	10/23/2008	10/23/2008	10/23/2008
LOCATION:	Criteria	Criteria	SB-547	SB-547	SB-548	SB-548	SB-548	SB-548
MISCELLANEOUS (%)								
PERCENT SOLIDS			91	89	86	88	86	88
PESTICIDES/PCBs (ug/kg)								
AROCLOR-1016	550	41,000	--	--	--	--	--	--
AROCLOR-1254	320	1,400	--	--	--	--	--	--
AROCLOR-1260	320	1,400	--	--	--	--	--	--

TABLE E-1
BLOCK E SOIL EXCEEDANCES
LOCKHEED MARTIN MIDDLE RIVER COMPLEX
MIDDLE RIVER, MARYLAND

SAMPLE ID:			SB-548-SS0.5-1	SB-548-SS0.5-1-D	SB-548-SS0-0.5	SB-548-SS0-0.5-D	SB-549-2	SB-549-SS0.5-1
LABORATORY ID:	MDE	MDE	810187-016	810178-012	810187-015	810178-011	810178-008	810178-007
SAMPLE DATE:	Residential	Non-Residential	10/23/2008	10/23/2008	10/23/2008	10/23/2008	10/23/2008	10/23/2008
LOCATION:	Criteria	Criteria	SB-548	SB-548	SB-548	SB-548	SB-549	SB-549
MISCELLANEOUS (%)								
PERCENT SOLIDS			87	89	88	86	85	85
PESTICIDES/PCBs (ug/kg)								
AROCLOR-1016	550	41,000	--	--	--	--	--	--
AROCLOR-1254	320	1,400	--	--	--	--	--	--
AROCLOR-1260	320	1,400	--	--	--	--	--	--

SAMPLE ID:			SB-549-SS0-0.5	SB-550-2	SB-550A-2	SB-550A-3	SB-550A-4	SB-550A-SS[SJ]
LABORATORY ID:	MDE	MDE	810178-006	810185-002	811080-009	811080-010	811080-011	811083-002
SAMPLE DATE:	Residential	Non-Residential	10/23/2008	10/23/2008	11/11/2008	11/11/2008	11/11/2008	11/11/2008
LOCATION:	Criteria	Criteria	SB-549	SB-550	SB-550A	SB-550A	SB-550A	SB-550A
MISCELLANEOUS (%)								
PERCENT SOLIDS			87	85	84	84	81	95
PESTICIDES/PCBs (ug/kg)								
AROCLOR-1016	550	41,000	--	--	--	--	--	--
AROCLOR-1254	320	1,400	--	--	--	--	--	--
AROCLOR-1260	320	1,400	--	--	--	--	--	61

TABLE E-1
BLOCK E SOIL EXCEEDANCES
LOCKHEED MARTIN MIDDLE RIVER COMPLEX
MIDDLE RIVER, MARYLAND

SAMPLE ID:	MDE	MDE	SB-550A-SS0.5-1	SB-550A-SS0-0.5	SB-550-SS0.5-1	SB-550-SS0-0.5	SB-551-2	SB-551-SS[CS]
LABORATORY ID:			811080-008	811080-007	810185-001	810186-016	810186-002	810185-019
SAMPLE DATE:	Residential	Non-Residential	11/11/2008	11/11/2008	10/23/2008	10/23/2008	10/23/2008	10/23/2008
LOCATION:	Criteria	Criteria	SB-550A	SB-550A	SB-550	SB-550	SB-551	SB-551
MISCELLANEOUS (%)								
PERCENT SOLIDS			81	82	84	86	80	100
PESTICIDES/PCBs (ug/kg)								
AROCLOR-1016	550	41,000	--	--	--	--	--	--
AROCLOR-1254	320	1,400	--	--	--	--	--	--
AROCLOR-1260	320	1,400	--	12 J	--	--	--	--

SAMPLE ID:	MDE	MDE	SB-551-SS0.5-1	SB-551-SS0-0.5	SB-552-2	SB-552-SS[CS]	SB-552-SS0.5-1	SB-552-SS0-0.5
LABORATORY ID:			810186-001	810185-020	810185-015	810185-018	810185-014	810185-013
SAMPLE DATE:	Residential	Non-Residential	10/23/2008	10/23/2008	10/23/2008	10/23/2008	10/23/2008	10/23/2008
LOCATION:	Criteria	Criteria	SB-551	SB-551	SB-552	SB-552	SB-552	SB-552
MISCELLANEOUS (%)								
PERCENT SOLIDS			83	91	85	95	87	86
PESTICIDES/PCBs (ug/kg)								
AROCLOR-1016	550	41,000	--	--	--	336.3	--	--
AROCLOR-1254	320	1,400	--	--	--	--	--	--
AROCLOR-1260	320	1,400	--	5.6 J	--	48.1	27	--

TABLE E-1
BLOCK E SOIL EXCEEDANCES
LOCKHEED MARTIN MIDDLE RIVER COMPLEX
MIDDLE RIVER, MARYLAND
PAGE 7 OF 16

SAMPLE ID:	MDE	MDE	SB-553-2	SB-553-SS[CS]	SB-553-SS0.5-1	SB-554-2	SB-554-3	SB-554-4
LABORATORY ID:			810137-002-002-1/1	810137-012-012-1/1	810137-001-001-1/1	810137-009-009-1/1	810137-010-010-1/1	810137-011-011-1/1
SAMPLE DATE:	Residential	Non-Residential	10/21/2008	10/21/2008	10/21/2008	10/21/2008	10/21/2008	10/21/2008
LOCATION:	Criteria	Criteria	SB-553	SB-553	SB-553	SB-554	SB-554	SB-554
MISCELLANEOUS (%)								
PERCENT SOLIDS			82	93	86	88	86	85
PESTICIDES/PCBs (ug/kg)								
AROCLOR-1016	550	41,000	--	--	--	--	NA	NA
AROCLOR-1254	320	1,400	--	--	--	--	NA	NA
AROCLOR-1260	320	1,400	--	410	--	--	NA	NA

SAMPLE ID:	MDE	MDE	SB-554-SS[C5]	SB-554-SS0.5-1	SB-555-2	SB-555-4	SB-555-6	SB-555-8
LABORATORY ID:			810137-016-016-1/1	810137-008-008-1/1	810139-015	810139-016	810139-017	810139-018
SAMPLE DATE:	Residential	Non-Residential	10/21/2008	10/21/2008	10/21/2008	10/21/2008	10/21/2008	10/21/2008
LOCATION:	Criteria	Criteria	SB-554	SB-554	SB-555	SB-555	SB-555	SB-555
MISCELLANEOUS (%)								
PERCENT SOLIDS			96	90	88	91	92	87
PESTICIDES/PCBs (ug/kg)								
AROCLOR-1016	550	41,000	--	--	--	--	--	--
AROCLOR-1254	320	1,400	--	--	--	9800	--	--
AROCLOR-1260	320	1,400	480	--	3800	7800	--	250

TABLE E-1
BLOCK E SOIL EXCEEDANCES
LOCKHEED MARTIN MIDDLE RIVER COMPLEX
MIDDLE RIVER, MARYLAND
PAGE 8 OF 16

SAMPLE ID:	MDE	MDE	SB-555A-10	SB-555A-12	SB-555A-14	SB-555A-16	SB-555-SS0.5-1	SB-555-SS0-0.5
LABORATORY ID:			811083-009	811083-010	811083-011	811083-012	810139-014	810139-013
SAMPLE DATE:	Residential	Non-Residential	11/11/2008	11/11/2008	11/11/2008	11/11/2008	10/21/2008	10/21/2008
LOCATION:	Criteria	Criteria	SB-555A	SB-555A	SB-555A	SB-555A	SB-555	SB-555
MISCELLANEOUS (%)								
PERCENT SOLIDS			82	89	NA	NA	91	93
PESTICIDES/PCBs (ug/kg)								
AROCLOR-1016	550	41,000	--	--	--	--	--	--
AROCLOR-1254	320	1,400	--	--	--	--	4800	36000
AROCLOR-1260	320	1,400	--	710	38 J	--	3800	17000

SAMPLE ID:	MDE	MDE	SB-556-2	SB-556-4	SB-556-6	SB-556-8	SB-556-SS0.5-1	SB-556-SS0-0.5
LABORATORY ID:			810140-001	810140-002	810140-003	810140-004	810139-020	810139-019
SAMPLE DATE:	Residential	Non-Residential	10/21/2008	10/21/2008	10/21/2008	10/21/2008	10/21/2008	10/21/2008
LOCATION:	Criteria	Criteria	SB-556	SB-556	SB-556	SB-556	SB-556	SB-556
MISCELLANEOUS (%)								
PERCENT SOLIDS			83	83	85	86	82	91
PESTICIDES/PCBs (ug/kg)								
AROCLOR-1016	550	41,000	NA	NA	NA	NA	--	--
AROCLOR-1254	320	1,400	NA	NA	NA	NA	--	--
AROCLOR-1260	320	1,400	NA	NA	NA	NA	--	180

TABLE E-1
BLOCK E SOIL EXCEEDANCES
LOCKHEED MARTIN MIDDLE RIVER COMPLEX
MIDDLE RIVER, MARYLAND
PAGE 9 OF 16

SAMPLE ID:			SB-557-2	SB-557-4	SB-557-6	SB-557-8	SB-557-SS0.5-1	SB-557-SS0-0.5
LABORATORY ID:	MDE	MDE	810139-003	810139-004	810139-005	810139-006	810139-002	810139-001
SAMPLE DATE:	Residential	Non-Residential	10/21/2008	10/21/2008	10/21/2008	10/21/2008	10/21/2008	10/21/2008
LOCATION:	Criteria	Criteria	SB-557	SB-557	SB-557	SB-557	SB-557	SB-557
MISCELLANEOUS (%)								
PERCENT SOLIDS			95	91	86	86	90	89
PESTICIDES/PCBs (ug/kg)								
AROCLOR-1016	550	41,000	--	--	NA	NA	--	--
AROCLOR-1254	320	1,400	--	27	NA	NA	--	--
AROCLOR-1260	320	1,400	--	--	NA	NA	--	11 J

SAMPLE ID:			SB-558-2	SB-558-4	SB-558-6	SB-558-8	SB-558-SS0.5-1	SB-558-SS0-0.5
LABORATORY ID:	MDE	MDE	810139-009	810139-010	810139-011	810139-012	810139-008	810139-007
SAMPLE DATE:	Residential	Non-Residential	10/21/2008	10/21/2008	10/21/2008	10/21/2008	10/21/2008	10/21/2008
LOCATION:	Criteria	Criteria	SB-558	SB-558	SB-558	SB-558	SB-558	SB-558
MISCELLANEOUS (%)								
PERCENT SOLIDS			89	87	86	81	87	86
PESTICIDES/PCBs (ug/kg)								
AROCLOR-1016	550	41,000	--	--	NA	NA	--	--
AROCLOR-1254	320	1,400	51	--	NA	NA	--	--
AROCLOR-1260	320	1,400	--	140	NA	NA	--	1600

TABLE E-1
BLOCK E SOIL EXCEEDANCES
LOCKHEED MARTIN MIDDLE RIVER COMPLEX
MIDDLE RIVER, MARYLAND

SAMPLE ID:	MDE	MDE	SB-559-2	SB-559-4	SB-559-6	SB-559-8	SB-559-SS0.5-1	SB-559-SS0-0.5
LABORATORY ID:			810158-013	810158-014	810158-015	810158-016	810158-012	810158-011
SAMPLE DATE:	Residential	Non-Residential	10/22/2008	10/22/2008	10/22/2008	10/22/2008	10/22/2008	10/22/2008
LOCATION:	Criteria	Criteria	SB-559	SB-559	SB-559	SB-559	SB-559	SB-559
MISCELLANEOUS (%)								
PERCENT SOLIDS			93	94	88	87	93	93
PESTICIDES/PCBs (ug/kg)								
AROCLOR-1016	550	41,000	--	--	--	--	--	--
AROCLOR-1254	320	1,400	--	--	--	--	--	--
AROCLOR-1260	320	1,400	--	--	--	--	--	5.2 J

SAMPLE ID:	MDE	MDE	SB-560-2	SB-560-4	SB-560-SS0.5-1	SB-560-SS0-0.5	SB-561-2	SB-561-4
LABORATORY ID:			810158-019	810158-020	810158-018	810158-017	810140-007	810140-008
SAMPLE DATE:	Residential	Non-Residential	10/22/2008	10/22/2008	10/22/2008	10/22/2008	10/21/2008	10/21/2008
LOCATION:	Criteria	Criteria	SB-560	SB-560	SB-560	SB-560	SB-561	SB-561
MISCELLANEOUS (%)								
PERCENT SOLIDS			93	89	91	92	90	89
PESTICIDES/PCBs (ug/kg)								
AROCLOR-1016	550	41,000	--	--	--	--	NA	NA
AROCLOR-1254	320	1,400	--	--	--	--	NA	NA
AROCLOR-1260	320	1,400	--	--	--	13 J	NA	NA

TABLE E-1
BLOCK E SOIL EXCEEDANCES
LOCKHEED MARTIN MIDDLE RIVER COMPLEX
MIDDLE RIVER, MARYLAND

SAMPLE ID:	MDE	MDE	SB-561-6	SB-561-8	SB-561A-6	SB-561A-8	SB-561-SS0.5-1	SB-561-SS0-0.5
LABORATORY ID:			810140-009	810140-010	811081-004	811081-005	810140-006	810140-005
SAMPLE DATE:	Residential	Non-Residential	10/21/2008	10/21/2008	11/11/2008	11/11/2008	10/21/2008	10/21/2008
LOCATION:	Criteria	Criteria	SB-561	SB-561	SB-561A	SB-561A	SB-561	SB-561
MISCELLANEOUS (%)								
PERCENT SOLIDS			91	88	87	88	92	92
PESTICIDES/PCBs (ug/kg)								
AROCLOR-1016	550	41,000	--	--	--	--	NA	NA
AROCLOR-1254	320	1,400	--	--	--	--	NA	NA
AROCLOR-1260	320	1,400	--	180	--	--	NA	NA

SAMPLE ID:	MDE	MDE	SB-562-2	SB-562-4	SB-562-6	SB-562-8	SB-562-SS0.5-1	SB-562-SS0-0.5
LABORATORY ID:			810140-013	810140-014	810140-015	810140-016	810140-012	810140-011
SAMPLE DATE:	Residential	Non-Residential	10/21/2008	10/21/2008	10/21/2008	10/21/2008	10/21/2008	10/21/2008
LOCATION:	Criteria	Criteria	SB-562	SB-562	SB-562	SB-562	SB-562	SB-562
MISCELLANEOUS (%)								
PERCENT SOLIDS			85	89	86	87	90	87
PESTICIDES/PCBs (ug/kg)								
AROCLOR-1016	550	41,000	--	--	--	--	--	--
AROCLOR-1254	320	1,400	--	--	--	--	--	--
AROCLOR-1260	320	1,400	--	NA	NA	NA	NA	NA

TABLE E-1
BLOCK E SOIL EXCEEDANCES
LOCKHEED MARTIN MIDDLE RIVER COMPLEX
MIDDLE RIVER, MARYLAND

SAMPLE ID:	MDE Residential Criteria	MDE Non-Residential Criteria	SB-563-2	SB-563-4	SB-563-6	SB-563-8	SB-563-SS0.5-1	SB-563-SS0-0.5
LABORATORY ID:			810141-003	810141-004	810141-005	810141-006	810141-002	810141-001
SAMPLE DATE:			10/21/2008	10/21/2008	10/21/2008	10/21/2008	10/21/2008	10/21/2008
LOCATION:			SB-563	SB-563	SB-563	SB-563	SB-56	SB-563
MISCELLANEOUS (%)								
PERCENT SOLIDS			86	84	86	86	91	88
PESTICIDES/PCBs (ug/kg)								
AROCLOR-1016	550	41,000	--	--	--	--	--	--
AROCLOR-1254	320	1,400	--	--	--	--	--	--
AROCLOR-1260	320	1,400	--	--	NA	NA	--	40

SAMPLE ID:	MDE Residential Criteria	MDE Non-Residential Criteria	SB-565-SS0.5-1	SB-565-SS0-0.5	SB-566-2	SB-566-4	SB-566-6	SB-566-8
LABORATORY ID:			810157-014	810157-013	810158-001	810158-002	810158-003	810158-004
SAMPLE DATE:			10/22/2008	10/22/2008	10/22/2008	10/22/2008	10/22/2008	10/22/2008
LOCATION:			SB-565	SB-565	SB-566	SB-566	SB-566	SB-566
MISCELLANEOUS (%)								
PERCENT SOLIDS			85	86	90	88	82	83
PESTICIDES/PCBs (ug/kg)								
AROCLOR-1016	550	41,000	--	--	--	--	--	--
AROCLOR-1254	320	1,400	--	--	--	--	--	--
AROCLOR-1260	320	1,400	340	210	--	700	--	--

TABLE E-1
BLOCK E SOIL EXCEEDANCES
LOCKHEED MARTIN MIDDLE RIVER COMPLEX
MIDDLE RIVER, MARYLAND

SAMPLE ID:	MDE	MDE	SB-566-SS0.5-1	SB-566-SS0-0.5	SB-567-2	SB-567-4	SB-567-SS0.5-1	SB-567-SS0-0.5
LABORATORY ID:			810157-020	810157-019	810185-012	810178-013	810185-011	810185-010
SAMPLE DATE:	Residential	Non-Residential	10/22/2008	10/22/2008	10/23/2008	10/23/2008	10/23/2008	10/23/2008
LOCATION:	Criteria	Criteria	SB-566	SB-566	SB-567	SB-567	SB-567	SB-567
MISCELLANEOUS (%)								
PERCENT SOLIDS			91	91	90	89	87	91
PESTICIDES/PCBs (ug/kg)								
AROCLOR-1016	550	41,000	--	--	--	--	--	--
AROCLOR-1254	320	1,400	--	--	--	--	--	--
AROCLOR-1260	320	1,400	11 J	1200	4.3 J	--	5.4 J	25

SAMPLE ID:	MDE	MDE	SB-568-2	SB-568-4	SB-568-4-D	SB-568-6	SB-568-8	SB-568A-10
LABORATORY ID:			810141-009	810141-010	810137-015-015-1/1	810141-011	810141-012	811080-020
SAMPLE DATE:	Residential	Non-Residential	10/21/2008	10/21/2008	10/21/2008	10/21/2008	10/21/2008	11/11/2008
LOCATION:	Criteria	Criteria	SB-568	SB-568	SB-568	SB-568	SB-568	SB-568A
MISCELLANEOUS (%)								
PERCENT SOLIDS			91	88	87	88	88	85
PESTICIDES/PCBs (ug/kg)								
AROCLOR-1016	550	41,000	--	--	--	--	--	--
AROCLOR-1254	320	1,400	--	--	--	--	--	--
AROCLOR-1260	320	1,400	--	89 J	43 J	NA	NA	--

TABLE E-1
BLOCK E SOIL EXCEEDANCES
LOCKHEED MARTIN MIDDLE RIVER COMPLEX
MIDDLE RIVER, MARYLAND

SAMPLE ID:			SB-568A-6	SB-568A-8	SB-568-SS0.5-1	SB-568-SS0-0.5	SB-569-2	SB-569-4
LABORATORY ID:	MDE	MDE	811080-018	811080-019	810141-008	810141-007	810157-003	810157-004
SAMPLE DATE:	Residential	Non-Residential	11/11/2008	11/11/2008	10/21/2008	10/21/2008	10/22/2008	10/22/2008
LOCATION:	Criteria	Criteria	SB-568A	SB-568A	SB-568	SB-568	SB-569	SB-569
MISCELLANEOUS (%)								
PERCENT SOLIDS			87	90	92	93	85	88
PESTICIDES/PCBs (ug/kg)								
AROCLOR-1016	550	41,000	--	--	--	--	--	--
AROCLOR-1254	320	1,400	--	--	--	--	--	--
AROCLOR-1260	320	1,400	--	--	11000	81000	--	4000

SAMPLE ID:			SB-569-6	SB-569-8	SB-569-SS0.5-1	SB-569-SS0-0.5	SB-570-2	SB-570-4
LABORATORY ID:	MDE	MDE	810157-005	810157-006	810157-002	810157-001	810157-009	810157-010
SAMPLE DATE:	Residential	Non-Residential	10/22/2008	10/22/2008	10/22/2008	10/22/2008	10/22/2008	10/22/2008
LOCATION:	Criteria	Criteria	SB-569	SB-569	SB-569	SB-569	SB-570	SB-570
MISCELLANEOUS (%)								
PERCENT SOLIDS			83	87	97	88	92	92
PESTICIDES/PCBs (ug/kg)								
AROCLOR-1016	550	41,000	--	--	--	--	--	--
AROCLOR-1254	320	1,400	--	--	--	--	--	--
AROCLOR-1260	320	1,400	33	300	7900	300000	--	390

TABLE E-1
BLOCK E SOIL EXCEEDANCES
LOCKHEED MARTIN MIDDLE RIVER COMPLEX
MIDDLE RIVER, MARYLAND

SAMPLE ID:			SB-570-6	SB-570-8	SB-570A-10	SB-570A-12	SB-570A-14	SB-570A-16
LABORATORY ID:	MDE	MDE	810157-011	810157-012	811080-014	811080-015	811080-016	811080-017
SAMPLE DATE:	Residential	Non-Residential	10/22/2008	10/22/2008	11/11/2008	11/11/2008	11/11/2008	11/11/2008
LOCATION:	Criteria	Criteria	SB-570	SB-570	SB-570A	SB-570A	SB-570A	SB-570A
MISCELLANEOUS (%)								
PERCENT SOLIDS			86	88	94	86	85	84
PESTICIDES/PCBs (ug/kg)								
AROCLOR-1016	550	41,000	--	--	--	--	--	--
AROCLOR-1254	320	1,400	--	--	--	--	--	--
AROCLOR-1260	320	1,400	NA	NA	34	--	--	--

SAMPLE ID:			SB-570A-6	SB-570A-8	SB-570-SS0.5-1	SB-570-SS0-0.5	SB-571-2	SB-571-4
LABORATORY ID:	MDE	MDE	811080-012	811080-013	810157-008	810157-007	810187-011	810187-012
SAMPLE DATE:	Residential	Non-Residential	11/11/2008	11/11/2008	10/22/2008	10/22/2008	10/23/2008	10/23/2008
LOCATION:	Criteria	Criteria	SB-570A	SB-570A	SB-570	SB-570	SB-571	SB-571
MISCELLANEOUS (%)								
PERCENT SOLIDS			88	90	91	90	90	90
PESTICIDES/PCBs (ug/kg)								
AROCLOR-1016	550	41,000	--	--	--	--	--	--
AROCLOR-1254	320	1,400	--	--	--	--	--	--
AROCLOR-1260	320	1,400	--	--	3200	6800	--	--

TABLE E-1
BLOCK E SOIL EXCEEDANCES
LOCKHEED MARTIN MIDDLE RIVER COMPLEX
MIDDLE RIVER, MARYLAND

SAMPLE ID:	MDE	MDE	SB-571-SS0.5-1	SB-571-SS0-0.5	SB-DUP-1	SB-DUP-2
LABORATORY ID:			810187-010	810187-009	810137-013-013-1/1	810137-014-014-1/1
SAMPLE DATE:	Residential	Non-Residential	10/23/2008	10/23/2008	10/21/2008	10/21/2008
LOCATION:	Criteria	Criteria	SB-571	SB-571		
MISCELLANEOUS (%)						
PERCENT SOLIDS			91	94	88	89
PESTICIDES/PCBs (ug/kg)						
AROCLOR-1016	550	41,000	--	--	--	--
AROCLOR-1254	320	1,400	--	--	--	--
AROCLOR-1260	320	1,400	--	--	NA	NA

SAMPLE ID:	MDE	MDE
LABORATORY ID:		
SAMPLE DATE:	Residential	Non-Residential
LOCATION:	Criteria	Criteria
MISCELLANEOUS (%)		
PERCENT SOLIDS		
PESTICIDES/PCBs (ug/kg)		
AROCLOR-1016	550	41,000
AROCLOR-1254	320	1,400
AROCLOR-1260	320	1,400

Gray shaded values exceed non-residential MDE criteria, March 2008.

Black shaded values exceed residential and non-residential MDE criteria, 2008.

J - Positive value is considered estimated as a result of technical noncompliance.

-- Not detected

Ug/kg - micrograms per kilogram

TABLE E-2
SUMMARY OF POSITIVE RESULTS FOR SEDIMENT
LOCKHEED MARTIN MIDDLE RIVER COMPLEX - BLOCK E
MIDDLE RIVER, MARYLAND

SAMPLE ID:	Sediment	ILSD-4	ILSD-7	ILSD-8	ILSD-9	ILSD-10	ILSD-11	ILSD-12
LABORATORY ID:	Screening	A9F110135001	A9F120214011	A9F110135002	A9F150107002	A9F120214004	A9F120214003	A9F110135003
SAMPLE DATE:	Criteria or	6/10/2009	6/11/2009	6/10/2009	6/12/2009	6/11/2009	6/11/2009	6/10/2009
LOCATION:	Other [1]	ILSD-4	ILSD-7	ILSD-8	ILSD-9	ILSD-10	ILSD-11	ILSD-12
VOLATILE SOILS (ug/kg)								
1,1-DICHLOROETHANE	34000	--	--	--	NA	--	--	1.5 J
1,1-DICHLOROETHENE	250000	--	--	--	NA	--	--	1.8 J
1,2,3-TRICHLOROBENZENE	NA	0.75 B	--	--	NA	--	--	--
1,2,4-TRICHLOROBENZENE	87000	0.54 B	--	0.37 B	NA	--	--	1.4 B
1,2-DICHLOROBENZENE	2000000	--	--	--	NA	--	--	--
1,3-DICHLOROBENZENE	NA	--	--	--	NA	--	--	1.1 J
1,4-DICHLOROBENZENE	26000	--	--	--	NA	--	--	--
2-BUTANONE	28000000	--	--	--	NA	3.7 J	8 J	4.5 J
4-ISOPROPYLTOLUENE	NA	--	--	--	NA	--	--	--
ACETONE	61000000	--	--	--	NA	14 J	40 J	17 J
BENZENE	11000	--	--	--	NA	--	--	--
CARBON DISULFIDE	670000	--	--	--	NA	--	--	--
CHLOROBENZENE	310000	--	--	--	NA	--	--	--
CIS-1,2-DICHLOROETHENE	780000	--	--	8.2	NA	--	--	190
ETHYLBENZENE	57000	--	--	--	NA	--	--	--
ISOPROPYLBENZENE	2200000	--	--	--	NA	--	--	--
METHYLENE CHLORIDE	110000	--	--	--	NA	--	1.8 J	--
N-BUTYLBENZENE	NA	--	--	--	NA	--	--	--
O-XYLENE	5300000	--	--	--	NA	--	--	--
SEC-BUTYLBENZENE	NA	--	--	--	NA	--	--	--
TERT-AMYL METHYL ETHER	NA	--	--	--	NA	--	--	--
TOLUENE	5000000	--	11	--	NA	--	--	--
TRANS-1,2-DICHLOROETHENE	110000	--	--	--	NA	--	--	18
TRICHLOROETHENE	28000	11	--	37	NA	--	--	12
VINYL CHLORIDE	600	--	--	--	NA	--	--	2.3 J

TABLE E-2
SUMMARY OF POSITIVE RESULTS FOR SEDIMENT
LOCKHEED MARTIN MIDDLE RIVER COMPLEX - BLOCK E
MIDDLE RIVER, MARYLAND

SAMPLE ID:	Sediment	ILSD-4	ILSD-7	ILSD-8	ILSD-9	ILSD-10	ILSD-11	ILSD-12
LABORATORY ID:	Screening	A9F110135001	A9F120214011	A9F110135002	A9F150107002	A9F120214004	A9F120214003	A9F110135003
SAMPLE DATE:	Criteria or	6/10/2009	6/11/2009	6/10/2009	6/12/2009	6/11/2009	6/11/2009	6/10/2009
LOCATION:	Other [1]	ILSD-4	ILSD-7	ILSD-8	ILSD-9	ILSD-10	ILSD-11	ILSD-12
POLYNUCLEAR AROMATIC HYDROCARBONS (ug/kg)								
1-METHYLNAPHTHALENE	220000	2200	--	--	42	--	170	--
2-METHYLNAPHTHALENE	310000	3200	--	--	31	13	200	14
ACENAPHTHENE	3400000	28000	--	2700	37	23	860	58
ACENAPHTHYLENE	3400000	920	--	310	59	44	290	73
ANTHRACENE	17000000	35000	370	7700	140	110	2500	220
BENZO(A)ANTHRACENE	1500	93000	1100	25000	1300	330	6200	680
BENZO(A)PYRENE	150	93000	970	24000	1100	360	5400	680
BENZO(B)FLUORANTHENE	1500	120000	1800	30000	1800	570	7000	1000
BENZO(G,H,I)PERYLENE	1700000	64000	780	18000	890	290	4000	540
BENZO(K)FLUORANTHENE	15000	46000	490	13000	760	190	2700	310
CHRYSENE	150000	92000	1200	25000	1500	390	6100	700
DIBENZO(A,H)ANTHRACENE	150	19000	460	4000	240	84	1000	160
FLUORANTHENE	2300000	180000	2900	63000	3000	710	12000	1400
FLUORENE	2300000	20000	--	3100	61	44	1100	84
INDENO(1,2,3-CD)PYRENE	1500	52000	680	14000	700	220	3100	420
NAPHTHALENE	39000	7900	--	--	23	14	350	19
PHENANTHRENE	1700000	150000	1500	40000	1100	280	8400	590
PYRENE	1700000	150000	2100	53000	2700	600	12000	1200
BAPEQ	700[2]	139052	1794.1	35055	1729.1	558.29	8063.1	1053.8
PESTICIDES/PCBs (ug/kg)								
AROCLOR-1248	2200	--	--	--	--	--	--	--
AROCLOR-1260	2200	2400	320	4900	650	690	1600	--
TOTAL PCBs	3200 [2]	2400	320	4900	650	690	1600	--

TABLE E-2
SUMMARY OF POSITIVE RESULTS FOR SEDIMENT
LOCKHEED MARTIN MIDDLE RIVER COMPLEX - BLOCK E
MIDDLE RIVER, MARYLAND

SAMPLE ID:	Sediment	ILSD-4	ILSD-7	ILSD-8	ILSD-9	ILSD-10	ILSD-11	ILSD-12
LABORATORY ID:	Screening	A9F110135001	A9F120214011	A9F110135002	A9F150107002	A9F120214004	A9F120214003	A9F110135003
SAMPLE DATE:	Criteria or	6/10/2009	6/11/2009	6/10/2009	6/12/2009	6/11/2009	6/11/2009	6/10/2009
LOCATION:	Other [1]	ILSD-4	ILSD-7	ILSD-8	ILSD-9	ILSD-10	ILSD-11	ILSD-12
INORGANICS (mg/kg)								
ANTIMONY	31	3.9 L	152 L	0.044 L	0.42 L	0.94 B	0.97 L	2.2 L
ARSENIC	3.9	7.4 L	3.7	2.2 L	2.6	2	5.5	3.6 J
BARIUM	15000	159 J	39.1 J	5.7 J	91.5	51 J	63.5 J	76.2 J
BERYLLIUM	160	0.93	0.32	0.096	1.1	0.59	1.2	0.49
CADMIUM	8[2]	19.3 L	9.3	0.078 L	0.93	1.8	4.4	1.2 L
CHROMIUM	138[2]	423 J	23.6 J	4.8 J	29.1	18.3 J	25 J	23.9 J
COBALT	23	9.2 J	4.2 J	1.8 J	3.1	3.5 J	38.7 J	66 J
COPPER	3100	149	49 K	5.9	18.6	15.5 K	24.8 K	17.6
IRON	55000	40300 J	24600 J	4840 J	13000	10200 J	38900 J	32400 J
LEAD	400	376 J	10200 J	2.5 J	137	67.6 J	73.9 J	27.2 J
MANGANESE	1800	839	337 J	119	626	322 J	203 J	5290
MERCURY	23	0.9 K	1.9	0.069 K	--	0.17	0.2	0.15 K
MOLYBDENUM	390	5 J	1.9	0.7 J	1.7	0.68	1	1 J
NICKEL	1500	119 J	10.8 J	6.1 J	18.2	21.8 J	36.3 J	21.2 J
SELENIUM	390	1.5 L	0.33 L	0.25 L	0.64 L	0.69 L	2.7 L	1.6 L
SILVER	390	15 J	0.51 K	0.012 B	0.076 K	0.1 K	0.22 K	0.087 J
THALLIUM	5.1	--	--	0.08 B	0.027 B	--	0.088 B	0.059 B
VANADIUM	390	538 J	26.1 J	6.1 J	19.8 L	21.1 J	32.9 J	59.2 J
ZINC	23000	1280	210	16.4	155	125	647	108

TABLE E-2
SUMMARY OF POSITIVE RESULTS FOR SEDIMENT
LOCKHEED MARTIN MIDDLE RIVER COMPLEX - BLOCK E
MIDDLE RIVER, MARYLAND

SAMPLE ID:	Sediment	ILSD-4	ILSD-7	ILSD-8	ILSD-9	ILSD-10	ILSD-11	ILSD-12
LABORATORY ID:	Screening	A9F110135001	A9F120214011	A9F110135002	A9F150107002	A9F120214004	A9F120214003	A9F110135003
SAMPLE DATE:	Criteria or	6/10/2009	6/11/2009	6/10/2009	6/12/2009	6/11/2009	6/11/2009	6/10/2009
LOCATION:	Other [1]	ILSD-4	ILSD-7	ILSD-8	ILSD-9	ILSD-10	ILSD-11	ILSD-12
MISCELLANEOUS (mg/kg)								
CYANIDE		NA	NA	NA	NA	2.7	2.7	NA
REACTIVE SULFIDE		NA	NA	NA	NA	166	166	NA
MISCELLANEOUS (S.U.)								
CORROSIVITY		NA	NA	NA	NA	6.4	6.4	NA
TCLPM (mg/L)								
ARSENIC		NA	NA	NA	NA	0.0047	0.0047	NA
BARIUM		NA	NA	NA	NA	0.57	0.57	NA
CADMIUM		NA	NA	NA	NA	0.0094	0.0094	NA
CHROMIUM		NA	NA	NA	NA	0.0037	0.0037	NA
LEAD		NA	NA	NA	NA	0.1	0.1	NA
MERCURY		NA	NA	NA	NA	--	--	NA
SELENIUM		NA	NA	NA	NA	--	--	NA
TCLPS(mg/L)								
PYRIDINE		NA	NA	NA	NA	--	--	NA
TCLPV (mg/L)								
CHLOROBENZENE		NA	NA	NA	NA	--	--	NA
INORGANICS (ug/L)								
ANTIMONY		NA	NA	NA	NA	0.15	NA	NA
BARIUM		NA	NA	NA	NA	0.059	NA	NA
COPPER		NA	NA	NA	NA	0.17	NA	NA
LEAD		NA	NA	NA	NA	0.041	NA	NA
THALLIUM		NA	NA	NA	NA	0.14 L	NA	NA
ZINC		NA	NA	NA	NA	2.6 K	NA	NA
POLY AROMATIC HYDROCARBONS (ug/l)								
NAPHTHALENE		NA	NA	NA	NA	1.2	NA	NA

TABLE E-2
SUMMARY OF POSITIVE RESULTS FOR SEDIMENT
LOCKHEED MARTIN MIDDLE RIVER COMPLEX - BLOCK E
MIDDLE RIVER, MARYLAND

SAMPLE ID:	Sediment	ILSD-4	ILSD-7	ILSD-8	ILSD-9	ILSD-10	ILSD-11	ILSD-12
LABORATORY ID:	Screening	A9F110135001	A9F120214011	A9F110135002	A9F150107002	A9F120214004	A9F120214003	A9F110135003
SAMPLE DATE:	Criteria or	6/10/2009	6/11/2009	6/10/2009	6/12/2009	6/11/2009	6/11/2009	6/10/2009
LOCATION:	Other [1]	ILSD-4	ILSD-7	ILSD-8	ILSD-9	ILSD-10	ILSD-11	ILSD-12
VOLATILES (ug/L)								
2-BUTANONE (MEK)		NA	NA	NA	NA	6.8	NA	NA
ACETONE		NA	NA	NA	NA	21	NA	NA
TERTIARY-BUTYL ALCOHOL		NA	NA	NA	NA	5.4 L	NA	NA

TABLE E-2
SUMMARY OF POSITIVE RESULTS FOR SEDIMENT
LOCKHEED MARTIN MIDDLE RIVER COMPLEX - BLOCK E
MIDDLE RIVER, MARYLAND

SAMPLE ID:	Sediment	ILSD-14	ILSD-14-D	ILSD-15	ILSD-16	ILSD-17	ILSD-18	ILSD-19	ILSD-20	ILSD-23
LABORATORY ID:	Screening	A9F110135004	A9F110135005	A9F120214001	A9F120214002	A9F150107006	A9F120214006	A9F120214007	A9F120214005	A9F150107001
SAMPLE DATE:	Criteria or	6/10/2009	6/10/2009	6/11/2009	6/11/2009	6/12/2009	6/11/2009	6/11/2009	6/11/2009	6/12/2009
LOCATION:	Other [1]	ILSD-14	ILSD-14	ILSD-15	ILSD-16	ILSD-17	ILSD-18	ILSD-19	ILSD-20	ILSD-23
VOLATILE SOILS (ug/kg)										
1,1-DICHLOROETHANE	34000	--	--	--	--	--	--	--	--	--
1,1-DICHLOROETHENE	250000	--	--	--	--	--	--	--	--	--
1,2,3-TRICHLOROBENZENE	NA	--	--	--	--	31 B	--	--	--	--
1,2,4-TRICHLOROBENZENE	87000	0.22 B	--	--	--	100	0.56 B	--	--	--
1,2-DICHLOROBENZENE	2000000	--	--	--	--	120	12 J	--	--	--
1,3-DICHLOROBENZENE	NA	0.62 J	0.61 J	--	--	280	60	--	--	--
1,4-DICHLOROBENZENE	26000	2.1 J	1.7 J	--	--	870	180	--	--	--
2-BUTANONE	28000000	2.6 J	3.4 J	--	--	28 J	18 J	--	--	--
4-ISOPROPYLTOLUENE	NA	--	--	--	--	3.2 J	1.8 J	--	--	--
ACETONE	61000000	20 J	24 J	--	--	100 J	61 J	--	--	--
BENZENE	11000	--	--	--	--	2.6 J	4.5 J	--	--	--
CARBON DISULFIDE	670000	2.5 J	1.2 J	--	--	14 J	--	--	--	--
CHLOROBENZENE	310000	--	--	--	--	1100	650	--	--	--
CIS-1,2-DICHLOROETHENE	780000	0.52 J	--	--	--	--	--	--	--	--
ETHYLBENZENE	57000	--	--	--	--	2.4 J	--	--	--	--
ISOPROPYLBENZENE	2200000	--	--	--	--	--	--	--	--	--
METHYLENE CHLORIDE	110000	1.6 J	--	--	--	1.2 B	--	--	--	--
N-BUTYLBENZENE	NA	--	--	--	--	3.3 J	--	--	--	--
O-XYLENE	5300000	--	--	--	--	--	1.8 J	--	--	--
SEC-BUTYLBENZENE	NA	--	--	--	--	2.9 J	1.2 J	--	--	--
TERT-AMYL METHYL ETHER	NA	1.1 J	--	--	--	--	--	--	--	--
TOLUENE	5000000	--	1.1 J	--	--	3.2 J	2.1 J	--	3.5 J	--
TRANS-1,2-DICHLOROETHENE	110000	--	--	--	--	--	--	--	--	--
TRICHLOROETHENE	28000	0.58 J	--	3 J	--	--	--	--	--	--
VINYL CHLORIDE	600	--	--	--	--	--	--	--	--	--

TABLE E-2
SUMMARY OF POSITIVE RESULTS FOR SEDIMENT
LOCKHEED MARTIN MIDDLE RIVER COMPLEX - BLOCK E
MIDDLE RIVER, MARYLAND

SAMPLE ID:	Sediment	ILSD-14	ILSD-14-D	ILSD-15	ILSD-16	ILSD-17	ILSD-18	ILSD-19	ILSD-20	ILSD-23
LABORATORY ID:	Screening	A9F110135004	A9F110135005	A9F120214001	A9F120214002	A9F150107006	A9F120214006	A9F120214007	A9F120214005	A9F150107001
SAMPLE DATE:	Criteria or	6/10/2009	6/10/2009	6/11/2009	6/11/2009	6/12/2009	6/11/2009	6/11/2009	6/11/2009	6/12/2009
LOCATION:	Other [1]	ILSD-14	ILSD-14	ILSD-15	ILSD-16	ILSD-17	ILSD-18	ILSD-19	ILSD-20	ILSD-23
POLYNUCLEAR AROMATIC HYDROCARBONS (ug/kg)										
1-METHYLNAPHTHALENE	220000	--	--	--	--	250	180	--	12	20
2-METHYLNAPHTHALENE	310000	--	--	59	--	270	210	--	28	--
ACENAPHTHENE	3400000	3800 J	330 J	100	20	1600	1600	160	25	60
ACENAPHTHYLENE	3400000	970 J	--	480	120	--	280	140	45	65
ANTHRACENE	17000000	27000 J	800 J	920	220	2900	3400	550	87	210
BENZO(A)ANTHRACENE	1500	71000 J	3500 J	2000	310	8500	10000	2000	280	1400
BENZO(A)PYRENE	150	59000 J	2800 J	2200	320	6600	9500	2200	300	1200
BENZO(B)FLUORANTHENE	1500	79000 J	4300 J	3000	600	9800	14000	3300	430	1600
BENZO(G,H,I)PERYLENE	1700000	32000 J	1700 J	2000	390	3500	6600	1700	240	800
BENZO(K)FLUORANTHENE	15000	30000 J	1300 J	1500	180	4400	5800	1100	200	690
CHRYSENE	150000	59000 J	3600 J	2300	350	8200	9400	2000	310	1700
DIBENZO(A,H)ANTHRACENE	150	9500 J	610 J	480	89	1500	1800	510	70	260
FLUORANTHENE	2300000	140000 J	9000 J	4300	620	18000	22000	4100	610	3000
FLUORENE	2300000	6700 J	260 J	200	43	1600	1700	210	40	66
INDENO(1,2,3-CD)PYRENE	1500	31000 J	1600 J	1400	280	3300	5500	1400	180	650
NAPHTHALENE	39000	630 J	--	80	11	650	290	--	33	23
PHENANTHRENE	1700000	74000 J	2000 J	1300	230	13000	15000	1800	260	1300
PYRENE	1700000	110000 J	6400 J	3900	530	13000	17000	3000	430	2700
BAPEQ	700[2]	86959	4366.6	3337.3	530.15	10312.2	14317.4	3393	461.31	1833.6
PESTICIDES/PCBs (ug/kg)										
AROCLOR-1248	2200	--	--	--	--	--	29000	--	--	--
AROCLOR-1260	2200	900	960	2000	--	16000	73000	42000	16000	810
TOTAL PCBs	3200 [2]	900	960	2000	--	16000	102000	42000	16000	810

TABLE E-2
SUMMARY OF POSITIVE RESULTS FOR SEDIMENT
LOCKHEED MARTIN MIDDLE RIVER COMPLEX - BLOCK E
MIDDLE RIVER, MARYLAND

SAMPLE ID:	Sediment	ILSD-14	ILSD-14-D	ILSD-15	ILSD-16	ILSD-17	ILSD-18	ILSD-19	ILSD-20	ILSD-23
LABORATORY ID:	Screening	A9F110135004	A9F110135005	A9F120214001	A9F120214002	A9F150107006	A9F120214006	A9F120214007	A9F120214005	A9F150107001
SAMPLE DATE:	Criteria or	6/10/2009	6/10/2009	6/11/2009	6/11/2009	6/12/2009	6/11/2009	6/11/2009	6/11/2009	6/12/2009
LOCATION:	Other [1]	ILSD-14	ILSD-14	ILSD-15	ILSD-16	ILSD-17	ILSD-18	ILSD-19	ILSD-20	ILSD-23
INORGANICS (mg/kg)										
ANTIMONY	31	2.8 L	1.6 L	0.83 L	0.41 L	7.6 L	2.7 L	0.47 L	0.37 L	1 L
ARSENIC	3.9	1.5 L	6 L	6.2	2.2	9.3	4.3	3.2	3.5	3.3
BARIUM	15000	143 J	45.5 J	161 J	105 J	127	149 J	40.7 J	47.8 J	113
BERYLLIUM	160	0.23	0.16	0.84	0.64	2.7	0.78	0.48	0.45	1.3
CADMIUM	8[2]	1.7 L	1.1 L	1.4	0.95	5.3	9.4	1.7	0.48 L	3.1
CHROMIUM	138[2]	30 J	67.6 J	48.3 J	22 J	58.2	84.9 J	25.8 J	19.1 J	28.5
COBALT	23	8.9 J	2.8 J	10.2 J	3.6 J	31.3	7.1 J	4.8 J	4.5 J	5.5
COPPER	3100	12.2	9.7	33 K	31 K	234	41.8 K	12.5 K	11.1 K	15.7
IRON	55000	8730 J	8700 J	27400 J	12800 J	27400	15900 J	9540 J	13800 J	16700
LEAD	400	190 J	50.9 J	79.3 J	33 J	242	174 J	59 J	29.9 J	138
MANGANESE	1800	161	105	1170 J	340 J	259	332 J	290 J	221 J	853
MERCURY	23	0.37 K	0.48 K	0.21	0.057	--	0.67	0.14	0.063	0.031
MOLYBDENUM	390	0.59 J	0.75 J	1	0.91	4.3	1.5	1.2	0.74	1.2
NICKEL	1500	109 J	7.2 J	50.4 J	11.6 J	39.5	29.9 J	10.1 J	8.6 J	61.9
SELENIUM	390	0.88 L	1.7 L	0.81 L	0.58 L	1.5 L	0.81 L	0.43 L	0.53 L	0.83 L
SILVER	390	0.058 J	0.043 J	0.37 K	0.12 K	0.56	0.78 K	0.17 K	0.074 K	0.1 K
THALLIUM	5.1	0.027 B	0.018 B	0.12 B	0.065 B	0.11 B	0.043 B	0.13	0.085 B	0.032 B
VANADIUM	390	10.7 J	34.1 J	265 J	18.9 J	65.1 L	63.4 J	23.9 J	27.7 J	36.8 L
ZINC	23000	196	82.6	146	278	874	629	190	48.4	489

TABLE E-2
SUMMARY OF POSITIVE RESULTS FOR SEDIMENT
LOCKHEED MARTIN MIDDLE RIVER COMPLEX - BLOCK E
MIDDLE RIVER, MARYLAND

SAMPLE ID:	Sediment	ILSD-14	ILSD-14-D	ILSD-15	ILSD-16	ILSD-17	ILSD-18	ILSD-19	ILSD-20	ILSD-23
LABORATORY ID:	Screening	A9F110135004	A9F110135005	A9F120214001	A9F120214002	A9F150107006	A9F120214006	A9F120214007	A9F120214005	A9F150107001
SAMPLE DATE:	Criteria or	6/10/2009	6/10/2009	6/11/2009	6/11/2009	6/12/2009	6/11/2009	6/11/2009	6/11/2009	6/12/2009
LOCATION:	Other [1]	ILSD-14	ILSD-14	ILSD-15	ILSD-16	ILSD-17	ILSD-18	ILSD-19	ILSD-20	ILSD-23
MISCELLANEOUS (mg/kg)										
CYANIDE		NA	NA	NA	NA	NA	0.36 B	NA	NA	NA
REACTIVE SULFIDE		NA	NA	NA	NA	NA	179	NA	NA	NA
MISCELLANEOUS (S.U.)										
CORROSIVITY		NA	NA	NA	NA	NA	7.1	NA	NA	NA
TCLPM (mg/L)										
ARSENIC		NA	NA	NA	NA	NA	0.019	NA	NA	NA
BARIUM		NA	NA	NA	NA	NA	0.74	NA	NA	NA
CADMIUM		NA	NA	NA	NA	NA	0.095	NA	NA	NA
CHROMIUM		NA	NA	NA	NA	NA	0.029	NA	NA	NA
LEAD		NA	NA	NA	NA	NA	0.76	NA	NA	NA
MERCURY		NA	NA	NA	NA	NA	--	NA	NA	NA
SELENIUM		NA	NA	NA	NA	NA	0.0055 B	NA	NA	NA
TCLPS(mg/L)										
PYRIDINE		NA	NA	NA	NA	NA	--	NA	NA	NA
TCLPV (mg/L)										
CHLOROBENZENE		NA	NA	NA	NA	NA	0.02 J	NA	NA	NA
INORGANICS (ug/L)										
ANTIMONY		NA	NA	NA	NA	NA	NA	NA	NA	NA
BARIUM		NA	NA	NA	NA	NA	NA	NA	NA	NA
COPPER		NA	NA	NA	NA	NA	NA	NA	NA	NA
LEAD		NA	NA	NA	NA	NA	NA	NA	NA	NA
THALLIUM		NA	NA	NA	NA	NA	NA	NA	NA	NA
ZINC		NA	NA	NA	NA	NA	NA	NA	NA	NA
POLY AROMATIC HYDROCARBONS (ug/l)										
NAPHTHALENE		NA	NA	NA	NA	NA	NA	NA	NA	NA

TABLE E-2
SUMMARY OF POSITIVE RESULTS FOR SEDIMENT
LOCKHEED MARTIN MIDDLE RIVER COMPLEX - BLOCK E
MIDDLE RIVER, MARYLAND

SAMPLE ID:	Sediment	ILSD-14	ILSD-14-D	ILSD-15	ILSD-16	ILSD-17	ILSD-18	ILSD-19	ILSD-20	ILSD-23
LABORATORY ID:	Screening	A9F110135004	A9F110135005	A9F120214001	A9F120214002	A9F150107006	A9F120214006	A9F120214007	A9F120214005	A9F150107001
SAMPLE DATE:	Criteria or	6/10/2009	6/10/2009	6/11/2009	6/11/2009	6/12/2009	6/11/2009	6/11/2009	6/11/2009	6/12/2009
LOCATION:	Other [1]	ILSD-14	ILSD-14	ILSD-15	ILSD-16	ILSD-17	ILSD-18	ILSD-19	ILSD-20	ILSD-23
VOLATILES (ug/L)										
2-BUTANONE (MEK)		NA	NA	NA	NA	NA	NA	NA	NA	NA
ACETONE		NA	NA	NA	NA	NA	NA	NA	NA	NA
TERTIARY-BUTYL ALCOHOL		NA	NA	NA	NA	NA	NA	NA	NA	NA

TABLE E-2
SUMMARY OF POSITIVE RESULTS FOR SEDIMENT
LOCKHEED MARTIN MIDDLE RIVER COMPLEX - BLOCK E
MIDDLE RIVER, MARYLAND

SAMPLE ID:	Sediment	ILSD-24	MHSD-2	MHSD-2-D	MHSD-3	MHSD-4	MHSD-7	MHSD-7A
LABORATORY ID:	Screening	A9F150107003	A9F150107004	A9F150107009	A9F150107005	A9F120214008	A9F120214010	A9F120214009
SAMPLE DATE:	Criteria or	6/12/2009	6/12/2009	6/12/2009	6/12/2009	6/11/2009	6/11/2009	6/11/2009
LOCATION:	Other [1]	ILSD-24	MHSD-2	MHSD-2	MHSD-3	MHSD-4	MHSD-7	MHSD-7A
VOLATILE SOILS (ug/kg)								
1,1-DICHLOROETHANE	34000	--	--	--	--	--	2.5 J	--
1,1-DICHLOROETHENE	250000	--	--	--	--	--	--	--
1,2,3-TRICHLOROBENZENE	NA	--	18 B	20 B	--	--	--	--
1,2,4-TRICHLOROBENZENE	87000	--	33 J	72 J	--	45 J	--	--
1,2-DICHLOROBENZENE	2000000	--	--	--	--	--	33	--
1,3-DICHLOROBENZENE	NA	--	3.4 J	24 J	--	61 J	320	--
1,4-DICHLOROBENZENE	26000	--	14 J	51 J	--	150 J	480	--
2-BUTANONE	28000000	--	30 J	31 J	--	360 B	12 J	--
4-ISOPROPYLTOLUENE	NA	--	--	--	--	--	1.3 J	--
ACETONE	61000000	--	110 J	110 J	--	180 B	44 J	--
BENZENE	11000	--	--	--	--	61 J	3.1 J	--
CARBON DISULFIDE	670000	--	--	--	--	--	--	--
CHLOROBENZENE	310000	--	--	--	--	2500 J	310	0.52 J
CIS-1,2-DICHLOROETHENE	780000	0.78 J	--	--	--	--	--	--
ETHYLBENZENE	57000	--	--	--	--	--	--	--
ISOPROPYLBENZENE	2200000	--	--	--	--	--	2.6 J	--
METHYLENE CHLORIDE	110000	--	--	--	--	--	--	--
N-BUTYLBENZENE	NA	--	--	--	--	--	--	--
O-XYLENE	5300000	--	--	--	--	--	--	--
SEC-BUTYLBENZENE	NA	--	--	--	--	--	3.1 J	--
TERT-AMYL METHYL ETHER	NA	--	--	--	--	--	--	--
TOLUENE	5000000	--	--	--	--	--	1.4 J	--
TRANS-1,2-DICHLOROETHENE	110000	--	--	--	--	--	--	--
TRICHLOROETHENE	28000	5.2 J	--	--	--	--	--	--
VINYL CHLORIDE	600	--	--	--	--	--	--	--

TABLE E-2
SUMMARY OF POSITIVE RESULTS FOR SEDIMENT
LOCKHEED MARTIN MIDDLE RIVER COMPLEX - BLOCK E
MIDDLE RIVER, MARYLAND

SAMPLE ID:	Sediment	ILSD-24	MHSD-2	MHSD-2-D	MHSD-3	MHSD-4	MHSD-7	MHSD-7A
LABORATORY ID:	Screening	A9F150107003	A9F150107004	A9F150107009	A9F150107005	A9F120214008	A9F120214010	A9F120214009
SAMPLE DATE:	Criteria or	6/12/2009	6/12/2009	6/12/2009	6/12/2009	6/11/2009	6/11/2009	6/11/2009
LOCATION:	Other [1]	ILSD-24	MHSD-2	MHSD-2	MHSD-3	MHSD-4	MHSD-7	MHSD-7A
POLYNUCLEAR AROMATIC HYDROCARBONS (ug/kg)								
1-METHYLNAPHTHALENE	220000	--	--	--	--	190	--	490
2-METHYLNAPHTHALENE	310000	--	--	--	--	180	--	600
ACENAPHTHENE	3400000	--	--	--	25	180	210	3600
ACENAPHTHYLENE	3400000	--	--	--	27	110	130	1400
ANTHRACENE	17000000	64	55 J	59 J	91	460	510	10000
BENZO(A)ANTHRACENE	1500	190	220 J	260 J	510	1300	2400	38000
BENZO(A)PYRENE	150	260	370 J	390 J	500	1500	2600	37000
BENZO(B)FLUORANTHENE	1500	280	850 J	850 J	710	2200	4500	48000
BENZO(G,H,I)PERYLENE	1700000	200	420 J	340 J	430	1100	2300	26000
BENZO(K)FLUORANTHENE	15000	110	280 J	260 J	340	800	1900	21000
CHRYSENE	150000	280	690 J	450 J	410	1500	2900	37000
DIBENZO(A,H)ANTHRACENE	150	--	190 J	190 J	120	320	730	8200
FLUORANTHENE	2300000	390	340 J	280 J	970	3500	5600	71000
FLUORENE	2300000	--	--	--	26	210	310	2900
INDENO(1,2,3-CD)PYRENE	1500	200	350 J	320 J	330	860	2000	22000
NAPHTHALENE	39000	--	--	--	13	530	--	910
PHENANTHRENE	1700000	290	42 J	65 J	390	1500	1500	27000
PYRENE	1700000	430	410 J	400 J	840	2300	4200	59000
BAPEQ	700 [2]	331.63	705.49	726.05	778.81	2265.5	4241.9	56247
PESTICIDES/PCBs (ug/kg)								
AROCLOR-1248	2200	--	--	--	--	--	10000	--
AROCLOR-1260	2200	--	3100 J	3900 J	91000	31000	15000	14000
TOTAL PCBs	3200 [2]	--	3100 J	3900 J	91000	31000	25000	14000

TABLE E-2
SUMMARY OF POSITIVE RESULTS FOR SEDIMENT
LOCKHEED MARTIN MIDDLE RIVER COMPLEX - BLOCK E
MIDDLE RIVER, MARYLAND

SAMPLE ID:	Sediment	ILSD-24	MHSD-2	MHSD-2-D	MHSD-3	MHSD-4	MHSD-7	MHSD-7A
LABORATORY ID:	Screening	A9F150107003	A9F150107004	A9F150107009	A9F150107005	A9F120214008	A9F120214010	A9F120214009
SAMPLE DATE:	Criteria or	6/12/2009	6/12/2009	6/12/2009	6/12/2009	6/11/2009	6/11/2009	6/11/2009
LOCATION:	Other [1]	ILSD-24	MHSD-2	MHSD-2	MHSD-3	MHSD-4	MHSD-7	MHSD-7A
INORGANICS (mg/kg)								
ANTIMONY	31	0.64 L	10.2 J	14 J	1.1 L	1.4 L	4.8 L	14.3 L
ARSENIC	3.9	1.6	60.2 J	73.6 J	8.8	3.6	9.2	6.2
BARIUM	15000	193	439 J	600 J	210	205 J	124 J	245 J
BERYLLIUM	160	1.8	6.4 J	6.7 J	1.5	0.71	4.5	1.3
CADMIUM	8[2]	1.8	3 J	2.5 J	2	1.7	5.5	4.9
CHROMIUM	138[2]	33.1	27.6 J	54 J	40.3	47.2 J	120 J	74.1 J
COBALT	23	3.7	70.8 J	93.6 J	24	5.6 J	29.5 J	5.2 J
COPPER	3100	15.9	237 J	325 J	16.2	14.9 K	59.4 K	31.5 K
IRON	55000	9890	176000 J	289000 J	37200	11700 J	53300 J	15700 J
LEAD	400	39.7	127 J	187 J	100	198 J	235 J	163 J
MANGANESE	1800	1690	602 J	1070 J	1560	254 J	328 J	1320 J
MERCURY	23	--	0.15 J	0.24 J	0.05	0.35	0.95	0.027
MOLYBDENUM	390	0.92	2 B	3.2 J	0.8	1.2	3.3	3.1
NICKEL	1500	7	187 J	248 J	21.2	14.5 J	50 J	28.9 J
SELENIUM	390	1.2 L	2.3 J	2.4 J	0.94 L	0.44 L	2.1 L	0.96 L
SILVER	390	0.054 K	0.31 J	0.42 J	0.19 K	0.13 K	0.5 K	0.33 K
THALLIUM	5.1	--	--	0.28 B	0.051 B	0.034 B	0.18 B	--
VANADIUM	390	36.4 L	32.8 J	57.3 J	73.9 L	21.6 J	160 J	82.5 J
ZINC	23000	188	666 J	831 J	266	317	527	424

TABLE E-2
SUMMARY OF POSITIVE RESULTS FOR SEDIMENT
LOCKHEED MARTIN MIDDLE RIVER COMPLEX - BLOCK E
MIDDLE RIVER, MARYLAND

SAMPLE ID:	Sediment	ILSD-24	MHSD-2	MHSD-2-D	MHSD-3	MHSD-4	MHSD-7	MHSD-7A
LABORATORY ID:	Screening	A9F150107003	A9F150107004	A9F150107009	A9F150107005	A9F120214008	A9F120214010	A9F120214009
SAMPLE DATE:	Criteria or	6/12/2009	6/12/2009	6/12/2009	6/12/2009	6/11/2009	6/11/2009	6/11/2009
LOCATION:	Other [1]	ILSD-24	MHSD-2	MHSD-2	MHSD-3	MHSD-4	MHSD-7	MHSD-7A
MISCELLANEOUS (mg/kg)								
CYANIDE		1.9	0.72	NA	NA	0.31 B	NA	NA
REACTIVE SULFIDE		260	--	NA	NA	193	NA	NA
MISCELLANEOUS (S.U.)								
CORROSIVITY		8.4	7.2	NA	NA	7.7	NA	NA
TCLPM (mg/L)								
ARSENIC		--	--	NA	NA	0.0055	NA	NA
BARIUM		0.51 B	2.1	NA	NA	0.95	NA	NA
CADMIUM		0.012	0.005	NA	NA	0.011	NA	NA
CHROMIUM		0.0039	--	NA	NA	0.0055	NA	NA
LEAD		0.005	--	NA	NA	0.26	NA	NA
MERCURY		--	--	NA	NA	0.00014	NA	NA
SELENIUM		0.005 B	0.0048 B	NA	NA	0.0073 B	NA	NA
TCLPS(mg/L)								
PYRIDINE		0.0037 J	--	NA	NA	--	NA	NA
TCLPV (mg/L)								
CHLOROBENZENE		--	--	NA	NA	0.11	NA	NA
INORGANICS (ug/L)								
ANTIMONY		NA	NA	NA	NA	NA	NA	NA
BARIUM		NA	NA	NA	NA	NA	NA	NA
COPPER		NA	NA	NA	NA	NA	NA	NA
LEAD		NA	NA	NA	NA	NA	NA	NA
THALLIUM		NA	NA	NA	NA	NA	NA	NA
ZINC		NA	NA	NA	NA	NA	NA	NA
POLY AROMATIC HYDROCARBONS (ug/l)								
NAPHTHALENE		NA	NA	NA	NA	NA	NA	NA

TABLE E-2
SUMMARY OF POSITIVE RESULTS FOR SEDIMENT
LOCKHEED MARTIN MIDDLE RIVER COMPLEX - BLOCK E
MIDDLE RIVER, MARYLAND

SAMPLE ID:	Sediment	ILSD-24	MHSD-2	MHSD-2-D	MHSD-3	MHSD-4	MHSD-7	MHSD-7A
LABORATORY ID:	Screening	A9F150107003	A9F150107004	A9F150107009	A9F150107005	A9F120214008	A9F120214010	A9F120214009
SAMPLE DATE:	Criteria or	6/12/2009	6/12/2009	6/12/2009	6/12/2009	6/11/2009	6/11/2009	6/11/2009
LOCATION:	Other [1]	ILSD-24	MHSD-2	MHSD-2	MHSD-3	MHSD-4	MHSD-7	MHSD-7A
VOLATILES (ug/L)								
2-BUTANONE (MEK)		NA	NA	NA	NA	NA	NA	NA
ACETONE		NA	NA	NA	NA	NA	NA	NA
TERTIARY-BUTYL ALCOHOL		NA	NA	NA	NA	NA	NA	NA

1 Oak Ridge National Laboratory Risk Screening Levels (Tetra Tech, 2009). Other comparison criteria include preliminary sediment cleanup goals and TCLP limits for defining a waste as hazardous (40CFR 261).

2 Preliminary Cleanup Goal

3 TCLP limit (40CFR 261)

-- Not detected

NA - Not analyzed

ug/kg - Micrograms per kilogram

mg/kg - Milligrams per kilogram

ug/L - Micrograms per liter

mg/L - Milligrams per liter

S.U. - Standard Unit (pH)

TCLP - Toxicity Characteristics Leaching Procedure

Gray shaded values exceed non-residential MDE criteria, March 2008.

Data Validation Qualifiers

B - Positive result is considered to be an artifact of blank contamination and should not be considered present.

J - Positive result is considered an estimate, "J", as a result of technical noncompliance.

L - Positive result is considered biased low, "L", as a result of technical noncompliance.

K - Inductively Coupled Plasma Interference.

TABLE E-3
ANALYTICAL RESULTS FOR SOIL
LOCKHEED MARTIN MIDDLE RIVER COMPLEX
MIDDLE RIVER, MARYLAND

SAMPLE ID:	SB-541-2	SB-541A-4	SB-541A-SS[SJ]	SB-541A-SS0.5-1	SB-541A-SS0-0.5	SB-541-SS0.5-1	SB-541-SS0-0.5
LABORATORY ID:	810186-013	811083-001	811081-016	811081-018	811081-017	810186-012	810186-011
SAMPLE DATE:	10/23/2008	11/11/2008	11/11/2008	11/11/2008	11/11/2008	10/23/2008	10/23/2008
LOCATION:	SB-541	SB-541A	SB-541A	SB-541A	SB-541A	SB-541	SB-541
MISCELLANEOUS (%)							
PERCENT SOLIDS	82		94	79	79	82	81
PESTICIDES/PCBs (ug/kg)							
AROCLOR-1016	20 U	20 U	89 U	21 U	21 U	20 U	20 U
AROCLOR-1221	20 U	20 U	89 U	21 U	21 U	20 U	20 U
AROCLOR-1232	20 U	20 U	89 U	21 U	21 U	20 U	20 U
AROCLOR-1242	20 U	20 U	89 U	21 U	21 U	20 U	20 U
AROCLOR-1248	20 U	20 U	89 U	21 U	21 U	20 U	20 U
AROCLOR-1254	20 U	20 U	89 U	21 U	21 U	20 U	20 U
AROCLOR-1260	20 U	20 U	490	19 J	21 J	20 U	20 U

SAMPLE ID:	SB-542-2	SB-542-3	SB-542-4	SB-542-SS0.5-1	SB-542-SS0-0.5	SB-543-2	SB-543A-2
LABORATORY ID:	810185-007	810185-008	810185-009	810185-006	810185-005	810187-004	811083-006
SAMPLE DATE:	10/23/2008	10/23/2008	10/23/2008	10/23/2008	10/23/2008	10/23/2008	11/11/2008
LOCATION:	SB-542	SB-542	SB-542	SB-542	SB-542	SB-543	SB-543A
MISCELLANEOUS (%)							
PERCENT SOLIDS	88	84	82	86	85	85	
PESTICIDES/PCBs (ug/kg)							
AROCLOR-1016	19 U	20 U	20 U	19 U	20 U	20 U	20 U
AROCLOR-1221	19 U	20 U	20 U	19 U	20 U	20 U	20 U
AROCLOR-1232	19 U	20 U	20 U	19 U	20 U	20 U	20 U
AROCLOR-1242	19 U	20 U	20 U	19 U	20 U	20 U	20 U
AROCLOR-1248	19 U	20 U	20 U	19 U	20 U	20 U	20 U
AROCLOR-1254	19 U	20 U	20 U	19 U	20 U	20 U	20 U
AROCLOR-1260	19 U	20 U	20 U	19 U	20 U	20 U	20 U

TABLE E-3
ANALYTICAL RESULTS FOR SOIL
LOCKHEED MARTIN MIDDLE RIVER COMPLEX
MIDDLE RIVER, MARYLAND

SAMPLE ID:	SB-543A-3	SB-543A-4	SB-543A-4SS0-0.5	SB-543A-SS[SJ]	SB-543A-SS0.5-1	SB-543-SS0.5-1	SB-543-SS0-0.5
LABORATORY ID:	811083-007	811083-008	811083-004	811083-003	811083-005	810187-003	810187-002
SAMPLE DATE:	11/11/2008	11/11/2008	11/11/2008	11/11/2008	11/11/2008	10/23/2008	10/23/2008
LOCATION:	SB-543A	SB-543A	SB-543A	SB-543A	SB-543A	SB-543	SB-543
MISCELLANEOUS (%)							
PERCENT SOLIDS			82	94		88	87
PESTICIDES/PCBs (ug/kg)							
AROCLOR-1016	19 U	19 U	20 U	180 U	19 U	19 U	19 U
AROCLOR-1221	19 U	19 U	20 U	180 U	19 U	19 U	19 U
AROCLOR-1232	19 U	19 U	20 U	180 U	19 U	19 U	19 U
AROCLOR-1242	19 U	19 U	20 U	180 U	19 U	19 U	19 U
AROCLOR-1248	19 U	19 U	20 U	180 U	19 U	19 U	19 U
AROCLOR-1254	19 U	19 U	20 U	180 U	19 U	19 U	19 U
AROCLOR-1260	19 U	19 U	91	940	77	19 U	5.4 J

SAMPLE ID:	SB-544-2	SB-544A-SS[SJ]	SB-544A-SS0.5-1	SB-544A-SS0-0.5	SB-544-SS0.5-1	SB-544-SS0-0.5	SB-545-4
LABORATORY ID:	810186-019	811081-010	811081-012	811081-011	810186-018	810186-017	810178-005
SAMPLE DATE:	10/23/2008	11/11/2008	11/11/2008	11/11/2008	10/23/2008	10/23/2008	10/23/2008
LOCATION:	SB-544	SB-544A	SB-544A	SB-544A	SB-544	SB-544	SB-545
MISCELLANEOUS (%)							
PERCENT SOLIDS	82	95	84	88	84	87	84
PESTICIDES/PCBs (ug/kg)							
AROCLOR-1016	20 U	17 U	20 U	19 U	20 U	19 U	20 U
AROCLOR-1221	20 U	17 U	20 U	19 U	20 U	19 U	20 U
AROCLOR-1232	20 U	17 U	20 U	19 U	20 U	19 U	20 U
AROCLOR-1242	20 U	17 U	20 U	19 U	20 U	19 U	20 U
AROCLOR-1248	20 U	17 U	20 U	19 U	20 U	19 U	20 U
AROCLOR-1254	20 U	17 U	20 U	19 U	20 U	19 U	20 U
AROCLOR-1260	20 U	41	23	190	20 U	19 U	20 U

TABLE E-3
ANALYTICAL RESULTS FOR SOIL
LOCKHEED MARTIN MIDDLE RIVER COMPLEX
MIDDLE RIVER, MARYLAND

SAMPLE ID:	SB-545-SS0.5-1	SB-545-SS0-0.5	SB-546-2	SB-546-2-D	SB-546A-SS[SJ]	SB-546A-SS0.5-1	SB-546A-SS0-0.5
LABORATORY ID:	810178-002	810178-001	810186-007	810186-010	811080-001	811080-003	811080-002
SAMPLE DATE:	10/23/2008	10/23/2008	10/23/2008	10/23/2008	11/11/2008	11/11/2008	11/11/2008
LOCATION:	SB-545	SB-545	SB-546	SB-546	SB-546A	SB-546A	SB-546A
MISCELLANEOUS (%)							
PERCENT SOLIDS	81	84	85	86	94	85	91
PESTICIDES/PCBs (ug/kg)							
AROCLOR-1016	21 U	20 U	20 U	19 U	18 U	20 U	920 U
AROCLOR-1221	21 U	20 U	20 U	19 U	18 U	20 U	920 U
AROCLOR-1232	21 U	20 U	20 U	19 U	18 U	20 U	920 U
AROCLOR-1242	21 U	20 U	20 U	19 U	18 U	20 U	920 U
AROCLOR-1248	21 U	20 U	20 U	19 U	18 U	20 U	920 U
AROCLOR-1254	21 U	20 U	20 U	19 U	18 U	20 U	920 U
AROCLOR-1260	21 U	20 U	20 U	19 U	66	140	9600

SAMPLE ID:	SB-546-SS0.5-1	SB-546-SS0.5-1-D	SB-546-SS0-0.5	SB-546-SS0-0.5-D	SB-547-2	SB-547-3	SB-547-4
LABORATORY ID:	810186-006	810187-020	810186-005	810187-008	810137-005-005-1/1	810137-006-006-1/1	810137-007-007-1/1
SAMPLE DATE:	10/23/2008	10/23/2008	10/23/2008	10/23/2008	10/21/2008	10/21/2008	10/21/2008
LOCATION:	SB-546	SB-546	SB-546	SB-546	SB-547	SB-547	SB-547
MISCELLANEOUS (%)							
PERCENT SOLIDS	90	86	90	89	88	87	85
PESTICIDES/PCBs (ug/kg)							
AROCLOR-1016	18 U	19 U	19 U	19 U	19 U		
AROCLOR-1221	18 U	19 U	19 U	19 U	19 U		
AROCLOR-1232	18 U	19 U	19 U	19 U	19 U		
AROCLOR-1242	18 U	19 U	19 U	19 U	19 U		
AROCLOR-1248	18 U	19 U	19 U	19 U	19 U		
AROCLOR-1254	18 U	19 U	19 U	19 U	19 U		
AROCLOR-1260	18 U	19 UJ	19 U	19 U	19 U		

TABLE E-3
ANALYTICAL RESULTS FOR SOIL
LOCKHEED MARTIN MIDDLE RIVER COMPLEX
MIDDLE RIVER, MARYLAND

SAMPLE ID:	SB-547-SS0.5-1	SB-547-SS0-0.5	SB-548-2	SB-548-2-D	SB-548-3	SB-548-4	SB-548-SS0.5-1
LABORATORY ID:	810137-004-004-1/1	810137-003-003-1/1	810187-017	810187-007	810187-018	810187-019	810187-016
SAMPLE DATE:	10/21/2008	10/21/2008	10/23/2008	10/23/2008	10/23/2008	10/23/2008	10/23/2008
LOCATION:	SB-547	SB-547	SB-548	SB-548	SB-548	SB-548	SB-548
MISCELLANEOUS (%)							
PERCENT SOLIDS	91	89	86	88	86	88	87
PESTICIDES/PCBs (ug/kg)							
AROCLOR-1016	18 U	19 U	19 U	19 U	19 U	19 U	19 U
AROCLOR-1221	18 U	19 U	19 U	19 U	19 U	19 U	19 U
AROCLOR-1232	18 U	19 U	19 U	19 U	19 U	19 U	19 U
AROCLOR-1242	18 U	19 U	19 U	19 U	19 U	19 U	19 U
AROCLOR-1248	18 U	19 U	19 U	19 U	19 U	19 U	19 U
AROCLOR-1254	18 U	19 U	19 U	19 U	19 U	19 U	19 U
AROCLOR-1260	18 U	19 U	19 U	19 U	19 U	19 U	19 U

SAMPLE ID:	SB-548-SS0.5-1-D	SB-548-SS0-0.5	SB-548-SS0-0.5-D	SB-549-2	SB-549-SS0.5-1	SB-549-SS0-0.5	SB-550-2
LABORATORY ID:	810178-012	810187-015	810178-011	810178-008	810178-007	810178-006	810185-002
SAMPLE DATE:	10/23/2008	10/23/2008	10/23/2008	10/23/2008	10/23/2008	10/23/2008	10/23/2008
LOCATION:	SB-548	SB-548	SB-548	SB-549	SB-549	SB-549	SB-550
MISCELLANEOUS (%)							
PERCENT SOLIDS	89	88	86	85	85	87	85
PESTICIDES/PCBs (ug/kg)							
AROCLOR-1016	19 U	19 U	19 U	20 U	20 U	19 U	20 U
AROCLOR-1221	19 U	19 U	19 U	20 U	20 U	19 U	20 U
AROCLOR-1232	19 U	19 U	19 U	20 U	20 U	19 U	20 U
AROCLOR-1242	19 U	19 U	19 U	20 U	20 U	19 U	20 U
AROCLOR-1248	19 U	19 U	19 U	20 U	20 U	19 U	20 U
AROCLOR-1254	19 U	19 U	19 U	20 U	20 U	19 U	20 U
AROCLOR-1260	19 U	19 U	19 U	20 U	20 U	19 U	20 U

TABLE E-3
ANALYTICAL RESULTS FOR SOIL
LOCKHEED MARTIN MIDDLE RIVER COMPLEX
MIDDLE RIVER, MARYLAND

SAMPLE ID:	SB-550A-2	SB-550A-3	SB-550A-4	SB-550A-SS[SJ]	SB-550A-SS0.5-1	SB-550A-SS0-0.5	SB-550-SS0.5-1
LABORATORY ID:	811080-009	811080-010	811080-011	811083-002	811080-008	811080-007	810185-001
SAMPLE DATE:	11/11/2008	11/11/2008	11/11/2008	11/11/2008	11/11/2008	11/11/2008	10/23/2008
LOCATION:	SB-550A	SB-550A	SB-550A	SB-550A	SB-550A	SB-550A	SB-550
MISCELLANEOUS (%)							
PERCENT SOLIDS	84	84	81	95	81	82	84
PESTICIDES/PCBs (ug/kg)							
AROCLOR-1016	20 U	20 U	20 U	17 U	20 U	20 U	20 U
AROCLOR-1221	20 U	20 U	20 U	17 U	20 U	20 U	20 U
AROCLOR-1232	20 U	20 U	20 U	17 U	20 U	20 U	20 U
AROCLOR-1242	20 U	20 U	20 U	17 U	20 U	20 U	20 U
AROCLOR-1248	20 U	20 U	20 U	17 U	20 U	20 U	20 U
AROCLOR-1254	20 U	20 U	20 U	17 U	20 U	20 U	20 U
AROCLOR-1260	20 U	20 U	20 U	61	20 U	12 J	20 U

SAMPLE ID:	SB-550-SS0-0.5	SB-551-2	SB-551-SS[CS]	SB-551-SS0.5-1	SB-551-SS0-0.5	SB-552-2	SB-552-SS[CS]
LABORATORY ID:	810186-016	810186-002	810185-019	810186-001	810185-020	810185-015	810185-018
SAMPLE DATE:	10/23/2008	10/23/2008	10/23/2008	10/23/2008	10/23/2008	10/23/2008	10/23/2008
LOCATION:	SB-550	SB-551	SB-551	SB-551	SB-551	SB-552	SB-552
MISCELLANEOUS (%)							
PERCENT SOLIDS	86	80	100	83	91	85	95
PESTICIDES/PCBs (ug/kg)							
AROCLOR-1016	19 U	21 U	17 U	20 U	18 U	20 U	336.3
AROCLOR-1221	19 U	21 U	17 U	20 U	18 U	20 U	18 U
AROCLOR-1232	19 U	21 U	17 U	20 U	18 U	20 U	18 U
AROCLOR-1242	19 U	21 U	17 U	20 U	18 U	20 U	18 U
AROCLOR-1248	19 U	21 U	17 U	20 U	18 U	20 U	18 U
AROCLOR-1254	19 U	21 U	17 U	20 U	18 U	20 U	18 U
AROCLOR-1260	19 U	21 U	17 U	20 U	5.6 J	20 U	48.1

TABLE E-3
ANALYTICAL RESULTS FOR SOIL
LOCKHEED MARTIN MIDDLE RIVER COMPLEX
MIDDLE RIVER, MARYLAND

SAMPLE ID:	SB-552-SS0.5-1	SB-552-SS0-0.5	SB-553-2	SB-553-SS[CS]	SB-553-SS0.5-1	SB-554-2	SB-554-3
LABORATORY ID:	810185-014	810185-013	810137-002-002-1/1	810137-012-012-1/1	810137-001-001-1/1	810137-009-009-1/1	810137-010-010-1/1
SAMPLE DATE:	10/23/2008	10/23/2008	10/21/2008	10/21/2008	10/21/2008	10/21/2008	10/21/2008
LOCATION:	SB-552	SB-552	SB-553	SB-553	SB-553	SB-554	SB-554
MISCELLANEOUS (%)							
PERCENT SOLIDS	87	86	82	93	86	88	86
PESTICIDES/PCBs (ug/kg)							
AROCLOR-1016	19 U	19 U	20 U	90 U	19 U	19 U	
AROCLOR-1221	19 U	19 U	20 U	90 U	19 U	19 U	
AROCLOR-1232	19 U	19 U	20 U	90 U	19 U	19 U	
AROCLOR-1242	19 U	19 U	20 U	90 U	19 U	19 U	
AROCLOR-1248	19 U	19 U	20 U	90 U	19 U	19 U	
AROCLOR-1254	19 U	19 U	20 U	90 U	19 U	19 U	
AROCLOR-1260	27	19 U	20 U	410	19 U	19 U	

SAMPLE ID:	SB-554-4	SB-554-SS[C5]	SB-554-SS0.5-1	SB-555-2	SB-555-4	SB-555-6	SB-555-8
LABORATORY ID:	810137-011-011-1/1	810137-016-016-1/1	810137-008-008-1/1	810139-015	810139-016	810139-017	810139-018
SAMPLE DATE:	10/21/2008	10/21/2008	10/21/2008	10/21/2008	10/21/2008	10/21/2008	10/21/2008
LOCATION:	SB-554	SB-554	SB-554	SB-555	SB-555	SB-555	SB-555
MISCELLANEOUS (%)							
PERCENT SOLIDS	85	96	90	88	91	92	87
PESTICIDES/PCBs (ug/kg)							
AROCLOR-1016		87 U	19 U	950 U	910 U	18 U	19 U
AROCLOR-1221		87 U	19 U	950 U	910 U	18 U	19 U
AROCLOR-1232		87 U	19 U	950 U	910 U	18 U	19 U
AROCLOR-1242		87 U	19 U	950 U	910 U	18 U	19 U
AROCLOR-1248		87 U	19 U	950 U	910 U	18 U	19 U
AROCLOR-1254		87 U	19 U	950 U	9800	18 U	19 U
AROCLOR-1260		480	19 U	3800	7800	18 U	250

TABLE E-3
ANALYTICAL RESULTS FOR SOIL
LOCKHEED MARTIN MIDDLE RIVER COMPLEX
MIDDLE RIVER, MARYLAND

SAMPLE ID:	SB-555A-10	SB-555A-12	SB-555A-14	SB-555A-16	SB-555-SS0.5-1	SB-555-SS0-0.5	SB-556-2
LABORATORY ID:	811083-009	811083-010	811083-011	811083-012	810139-014	810139-013	810140-001
SAMPLE DATE:	11/11/2008	11/11/2008	11/11/2008	11/11/2008	10/21/2008	10/21/2008	10/21/2008
LOCATION:	SB-555A	SB-555A	SB-555A	SB-555A	SB-555	SB-555	SB-556
MISCELLANEOUS (%)							
PERCENT SOLIDS	82	89			91	93	83
PESTICIDES/PCBs (ug/kg)							
AROCLOR-1016	20 U	93 U	20 U	20 U	910 U	1800 U	
AROCLOR-1221	20 U	93 U	20 U	20 U	910 U	1800 U	
AROCLOR-1232	20 U	93 U	20 U	20 U	910 U	1800 U	
AROCLOR-1242	20 U	93 U	20 U	20 U	910 U	1800 U	
AROCLOR-1248	20 U	93 U	20 U	20 U	910 U	1800 U	
AROCLOR-1254	20 U	93 U	20 U	20 U	4800	36000	
AROCLOR-1260	20 U	710	38 J	20 U	3800 J	17000 J	

SAMPLE ID:	SB-556-4	SB-556-6	SB-556-8	SB-556-SS0.5-1	SB-556-SS0-0.5	SB-557-2	SB-557-4
LABORATORY ID:	810140-002	810140-003	810140-004	810139-020	810139-019	810139-003	810139-004
SAMPLE DATE:	10/21/2008	10/21/2008	10/21/2008	10/21/2008	10/21/2008	10/21/2008	10/21/2008
LOCATION:	SB-556	SB-556	SB-556	SB-556	SB-556	SB-557	SB-557
MISCELLANEOUS (%)							
PERCENT SOLIDS	83	85	86	82	91	95	91
PESTICIDES/PCBs (ug/kg)							
AROCLOR-1016				20 U	18 U	18 U	18 U
AROCLOR-1221				20 U	18 U	18 U	18 U
AROCLOR-1232				20 U	18 U	18 U	18 U
AROCLOR-1242				20 U	18 U	18 U	18 U
AROCLOR-1248				20 U	18 U	18 U	18 U
AROCLOR-1254				20 U	18 U	18 U	27
AROCLOR-1260				20 U	180	18 U	18 U

TABLE E-3
ANALYTICAL RESULTS FOR SOIL
LOCKHEED MARTIN MIDDLE RIVER COMPLEX
MIDDLE RIVER, MARYLAND

SAMPLE ID:	SB-557-6	SB-557-8	SB-557-SS0.5-1	SB-557-SS0-0.5	SB-558-2	SB-558-4	SB-558-6
LABORATORY ID:	810139-005	810139-006	810139-002	810139-001	810139-009	810139-010	810139-011
SAMPLE DATE:	10/21/2008	10/21/2008	10/21/2008	10/21/2008	10/21/2008	10/21/2008	10/21/2008
LOCATION:	SB-557	SB-557	SB-557	SB-557	SB-558	SB-558	SB-558
MISCELLANEOUS (%)							
PERCENT SOLIDS	86	86	90	89	89	87	86
PESTICIDES/PCBs (ug/kg)							
AROCLOR-1016			18 U	19 U	19 U	19 U	
AROCLOR-1221			18 U	19 U	19 U	19 U	
AROCLOR-1232			18 U	19 U	19 U	19 U	
AROCLOR-1242			18 U	19 U	19 U	19 U	
AROCLOR-1248			18 U	19 U	19 U	19 U	
AROCLOR-1254			18 U	19 U	51	19 U	
AROCLOR-1260			18 U	11 J	19 U	140	

SAMPLE ID:	SB-558-8	SB-558-SS0.5-1	SB-558-SS0-0.5	SB-559-2	SB-559-4	SB-559-6	SB-559-8
LABORATORY ID:	810139-012	810139-008	810139-007	810158-013	810158-014	810158-015	810158-016
SAMPLE DATE:	10/21/2008	10/21/2008	10/21/2008	10/22/2008	10/22/2008	10/22/2008	10/22/2008
LOCATION:	SB-558	SB-558	SB-558	SB-559	SB-559	SB-559	SB-559
MISCELLANEOUS (%)							
PERCENT SOLIDS	81	87	86	93	94	88	87
PESTICIDES/PCBs (ug/kg)							
AROCLOR-1016		19 U	196 U	18 U	18 U	19 U	19 U
AROCLOR-1221		19 U	196 U	18 U	18 U	19 U	19 U
AROCLOR-1232		19 U	196 U	18 U	18 U	19 U	19 U
AROCLOR-1242		19 U	196 U	18 U	18 U	19 U	19 U
AROCLOR-1248		19 U	196 U	18 U	18 U	19 U	19 U
AROCLOR-1254		19 U	196 U	18 U	18 U	19 U	19 U
AROCLOR-1260		19 U	1600	18 U	18 U	19 U	19 U

TABLE E-3
ANALYTICAL RESULTS FOR SOIL
LOCKHEED MARTIN MIDDLE RIVER COMPLEX
MIDDLE RIVER, MARYLAND

SAMPLE ID:	SB-559-SS0.5-1	SB-559-SS0-0.5	SB-560-2	SB-560-4	SB-560-SS0.5-1	SB-560-SS0-0.5	SB-561-2
LABORATORY ID:	810158-012	810158-011	810158-019	810158-020	810158-018	810158-017	810140-007
SAMPLE DATE:	10/22/2008	10/22/2008	10/22/2008	10/22/2008	10/22/2008	10/22/2008	10/21/2008
LOCATION:	SB-559	SB-559	SB-560	SB-560	SB-560	SB-560	SB-561
MISCELLANEOUS (%)							
PERCENT SOLIDS	93	93	93	89	91	92	90
PESTICIDES/PCBs (ug/kg)							
AROCLOR-1016	18 U	18 U	18 U	19 U	18 U	18 U	
AROCLOR-1221	18 U	18 U	18 U	19 U	18 U	18 U	
AROCLOR-1232	18 U	18 U	18 U	19 U	18 U	18 U	
AROCLOR-1242	18 U	18 U	18 U	19 U	18 U	18 U	
AROCLOR-1248	18 U	18 U	18 U	19 U	18 U	18 U	
AROCLOR-1254	18 U	18 U	18 U	19 U	18 U	18 U	
AROCLOR-1260	18 U	5.2 J	18 U	19 U	18 U	13 J	

SAMPLE ID:	SB-561-4	SB-561-6	SB-561-8	SB-561A-6	SB-561A-8	SB-561-SS0.5-1	SB-561-SS0-0.5
LABORATORY ID:	810140-008	810140-009	810140-010	811081-004	811081-005	810140-006	810140-005
SAMPLE DATE:	10/21/2008	10/21/2008	10/21/2008	11/11/2008	11/11/2008	10/21/2008	10/21/2008
LOCATION:	SB-561	SB-561	SB-561	SB-561A	SB-561A	SB-561	SB-561
MISCELLANEOUS (%)							
PERCENT SOLIDS	89	91	88	87	88	92	92
PESTICIDES/PCBs (ug/kg)							
AROCLOR-1016		18 U	19 U	19 U	19 U		
AROCLOR-1221		18 U	19 U	19 U	19 U		
AROCLOR-1232		18 U	19 U	19 U	19 U		
AROCLOR-1242		18 U	19 U	19 U	19 U		
AROCLOR-1248		18 U	19 U	19 U	19 U		
AROCLOR-1254		18 U	19 U	19 U	19 U		
AROCLOR-1260		18 U	180	19 U	19 U		

TABLE E-3
ANALYTICAL RESULTS FOR SOIL
LOCKHEED MARTIN MIDDLE RIVER COMPLEX
MIDDLE RIVER, MARYLAND
PAGE 10 OF 14

SAMPLE ID:	SB-562-2	SB-562-4	SB-562-6	SB-562-8	SB-562-SS0.5-1	SB-562-SS0-0.5	SB-563-2
LABORATORY ID:	810140-013	810140-014	810140-015	810140-016	810140-012	810140-011	810141-003
SAMPLE DATE:	10/21/2008	10/21/2008	10/21/2008	10/21/2008	10/21/2008	10/21/2008	10/21/2008
LOCATION:	SB-562	SB-562	SB-562	SB-562	SB-562	SB-562	SB-563
MISCELLANEOUS (%)							
PERCENT SOLIDS	85	89	86	87	90	87	86
PESTICIDES/PCBs (ug/kg)							
AROCLOR-1016	19 U						19 U
AROCLOR-1221	19 U						19 U
AROCLOR-1232	19 U						19 U
AROCLOR-1242	19 U						19 U
AROCLOR-1248	19 U						19 U
AROCLOR-1254	19 U						19 U
AROCLOR-1260	19 U						19 U

SAMPLE ID:	SB-563-4	SB-563-6	SB-563-8	SB-563-SS0.5-1	SB-563-SS0-0.5	SB-564-2	SB-564-4
LABORATORY ID:	810141-004	810141-005	810141-006	810141-002	810141-001	810158-007	810158-008
SAMPLE DATE:	10/21/2008	10/21/2008	10/21/2008	10/21/2008	10/21/2008	10/22/2008	10/22/2008
LOCATION:	SB-563	SB-563	SB-563	SB-56	SB-563	SB-564	SB-564
MISCELLANEOUS (%)							
PERCENT SOLIDS	84	86	86	91	88	96	86
PESTICIDES/PCBs (ug/kg)							
AROCLOR-1016	20 U			18 U	19 U	17 U	19 U
AROCLOR-1221	20 U			18 U	19 U	17 U	19 U
AROCLOR-1232	20 U			18 U	19 U	17 U	19 U
AROCLOR-1242	20 U			18 U	19 U	17 U	19 U
AROCLOR-1248	20 U			18 U	19 U	17 U	19 U
AROCLOR-1254	20 U			18 U	19 U	17 U	19 U
AROCLOR-1260	20 U			18 U	40	17 U	19 U

TABLE E-3
ANALYTICAL RESULTS FOR SOIL
LOCKHEED MARTIN MIDDLE RIVER COMPLEX
MIDDLE RIVER, MARYLAND

SAMPLE ID:	SB-564-SS0.5-1	SB-564-SS0-0.5	SB-565-2	SB-565-4	SB-565-SS0.5-1	SB-565-SS0-0.5	SB-566-2
LABORATORY ID:	810158-006	810158-005	810157-015	810157-016	810157-014	810157-013	810158-001
SAMPLE DATE:	10/22/2008	10/22/2008	10/22/2008	10/22/2008	10/22/2008	10/22/2008	10/22/2008
LOCATION:	SB-564	SB-564	SB-565	SB-565	SB-565	SB-565	SB-566
MISCELLANEOUS (%)							
PERCENT SOLIDS	95	92	86	90	85	86	90
PESTICIDES/PCBs (ug/kg)							
AROCLOR-1016	18 U	18 U	97 U	19 U	20 U	19 U	19 U
AROCLOR-1221	18 U	18 U	97 U	19 U	20 U	19 U	19 U
AROCLOR-1232	18 U	18 U	97 U	19 U	20 U	19 U	19 U
AROCLOR-1242	18 U	18 U	97 U	19 U	20 U	19 U	19 U
AROCLOR-1248	18 U	18 U	97 U	19 U	20 U	19 U	19 U
AROCLOR-1254	18 U	18 U	97 U	19 U	20 U	19 U	19 U
AROCLOR-1260	18 U	11 J	1000	19 U	340	210	19 U

SAMPLE ID:	SB-566-4	SB-566-6	SB-566-8	SB-566-SS0.5-1	SB-566-SS0-0.5	SB-567-2	SB-567-4
LABORATORY ID:	810158-002	810158-003	810158-004	810157-020	810157-019	810185-012	810178-013
SAMPLE DATE:	10/22/2008	10/22/2008	10/22/2008	10/22/2008	10/22/2008	10/23/2008	10/23/2008
LOCATION:	SB-566	SB-566	SB-566	SB-566	SB-566	SB-567	SB-567
MISCELLANEOUS (%)							
PERCENT SOLIDS	88	82	83	91	91	90	89
PESTICIDES/PCBs (ug/kg)							
AROCLOR-1016	95 U	20 U	20 U	18 U	92 U	19 U	19 U
AROCLOR-1221	95 U	20 U	20 U	18 U	92 U	19 U	19 U
AROCLOR-1232	95 U	20 U	20 U	18 U	92 U	19 U	19 U
AROCLOR-1242	95 U	20 U	20 U	18 U	92 U	19 U	19 U
AROCLOR-1248	95 U	20 U	20 U	18 U	92 U	19 U	19 U
AROCLOR-1254	95 U	20 U	20 U	18 U	92 U	19 U	19 U
AROCLOR-1260	700	20 U	20 U	11 J	1200	4.3 J	19 U

TABLE E-3
ANALYTICAL RESULTS FOR SOIL
LOCKHEED MARTIN MIDDLE RIVER COMPLEX
MIDDLE RIVER, MARYLAND

SAMPLE ID:	SB-567-SS0.5-1	SB-567-SS0-0.5	SB-568-2	SB-568-4	SB-568-4-D	SB-568-6	SB-568-8
LABORATORY ID:	810185-011	810185-010	810141-009	810141-010	810137-015-015-1/1	810141-011	810141-012
SAMPLE DATE:	10/23/2008	10/23/2008	10/21/2008	10/21/2008	10/21/2008	10/21/2008	10/21/2008
LOCATION:	SB-567	SB-567	SB-568	SB-568	SB-568	SB-568	SB-568
MISCELLANEOUS (%)							
PERCENT SOLIDS	87	91	91	88	87	88	88
PESTICIDES/PCBs (ug/kg)							
AROCLOR-1016	19 U	18 U	18 U	19 U	19 U		
AROCLOR-1221	19 U	18 U	18 U	19 U	19 U		
AROCLOR-1232	19 U	18 U	18 U	19 U	19 U		
AROCLOR-1242	19 U	18 U	18 U	19 U	19 U		
AROCLOR-1248	19 U	18 U	18 U	19 U	19 U		
AROCLOR-1254	19 U	18 U	18 U	19 U	19 U		
AROCLOR-1260	5.4 J	25	18 U	89 J	43 J		

SAMPLE ID:	SB-568A-10	SB-568A-6	SB-568A-8	SB-568-SS0.5-1	SB-568-SS0-0.5	SB-569-2	SB-569-4
LABORATORY ID:	811080-020	811080-018	811080-019	810141-008	810141-007	810157-003	810157-004
SAMPLE DATE:	11/11/2008	11/11/2008	11/11/2008	10/21/2008	10/21/2008	10/22/2008	10/22/2008
LOCATION:	SB-568A	SB-568A	SB-568A	SB-568	SB-568	SB-569	SB-569
MISCELLANEOUS (%)							
PERCENT SOLIDS	85	87	90	92	93	85	88
PESTICIDES/PCBs (ug/kg)							
AROCLOR-1016	20 U	19 U	19 U	910 U	9000 U	20 U	380 U
AROCLOR-1221	20 U	19 U	19 U	910 U	9000 U	20 U	380 U
AROCLOR-1232	20 U	19 U	19 U	910 U	9000 U	20 U	380 U
AROCLOR-1242	20 U	19 U	19 U	910 U	9000 U	20 U	380 U
AROCLOR-1248	20 U	19 U	19 U	910 U	9000 U	20 U	380 U
AROCLOR-1254	20 U	19 U	19 U	910 U	9000 U	20 U	380 U
AROCLOR-1260	20 U	19 U	19 U	11000	81000 J	20 U	4000

TABLE E-3
ANALYTICAL RESULTS FOR SOIL
LOCKHEED MARTIN MIDDLE RIVER COMPLEX
MIDDLE RIVER, MARYLAND

SAMPLE ID:	SB-569-6	SB-569-8	SB-569-SS0.5-1	SB-569-SS0-0.5	SB-570-2	SB-570-4	SB-570-6
LABORATORY ID:	810157-005	810157-006	810157-002	810157-001	810157-009	810157-010	810157-011
SAMPLE DATE:	10/22/2008	10/22/2008	10/22/2008	10/22/2008	10/22/2008	10/22/2008	10/22/2008
LOCATION:	SB-569	SB-569	SB-569	SB-569	SB-570	SB-570	SB-570
MISCELLANEOUS (%)							
PERCENT SOLIDS	83	87	97	88	92	92	86
PESTICIDES/PCBs (ug/kg)							
AROCLOR-1016	20 U	19 U	690 U	19000 U	18 U	36 U	
AROCLOR-1221	20 U	19 U	690 U	19000 U	18 U	36 U	
AROCLOR-1232	20 U	19 U	690 U	19000 U	18 U	36 U	
AROCLOR-1242	20 U	19 U	690 U	19000 U	18 U	36 U	
AROCLOR-1248	20 U	19 U	690 U	19000 U	18 U	36 U	
AROCLOR-1254	20 U	19 U	690 U	19000 U	18 U	36 U	
AROCLOR-1260	33	300	7900	300000	18 U	390	

SAMPLE ID:	SB-570-8	SB-570A-10	SB-570A-12	SB-570A-14	SB-570A-16	SB-570A-6	SB-570A-8
LABORATORY ID:	810157-012	811080-014	811080-015	811080-016	811080-017	811080-012	811080-013
SAMPLE DATE:	10/22/2008	11/11/2008	11/11/2008	11/11/2008	11/11/2008	11/11/2008	11/11/2008
LOCATION:	SB-570	SB-570A	SB-570A	SB-570A	SB-570A	SB-570A	SB-570A
MISCELLANEOUS (%)							
PERCENT SOLIDS	88	94	86	85	84	88	90
PESTICIDES/PCBs (ug/kg)							
AROCLOR-1016		18 U	19 U	20 U	20 U	19 U	19 U
AROCLOR-1221		18 U	19 U	20 U	20 U	19 U	19 U
AROCLOR-1232		18 U	19 U	20 U	20 U	19 U	19 U
AROCLOR-1242		18 U	19 U	20 U	20 U	19 U	19 U
AROCLOR-1248		18 U	19 U	20 U	20 U	19 U	19 U
AROCLOR-1254		18 U	19 U	20 U	20 U	19 U	19 U
AROCLOR-1260		34	19 U	20 U	20 U	19 U	19 U

TABLE E-3
ANALYTICAL RESULTS FOR SOIL
LOCKHEED MARTIN MIDDLE RIVER COMPLEX
MIDDLE RIVER, MARYLAND

SAMPLE ID:	SB-570-SS0.5-1	SB-570-SS0-0.5	SB-571-2	SB-571-4	SB-571-SS0.5-1	SB-571-SS0-0.5	SB-DUP-1
LABORATORY ID:	810157-008	810157-007	810187-011	810187-012	810187-010	810187-009	810137-013-013-1/1
SAMPLE DATE:	10/22/2008	10/22/2008	10/23/2008	10/23/2008	10/23/2008	10/23/2008	10/21/2008
LOCATION:	SB-570	SB-570	SB-571	SB-571	SB-571	SB-571	
MISCELLANEOUS (%)							
PERCENT SOLIDS	91	90	90	90	91	94	88
PESTICIDES/PCBs (ug/kg)							
AROCLOR-1016	180 U	370 U	19 U	18 U	18 U	18 U	
AROCLOR-1221	180 U	370 U	19 U	18 U	18 U	18 U	
AROCLOR-1232	180 U	370 U	19 U	18 U	18 U	18 U	
AROCLOR-1242	180 U	370 U	19 U	18 U	18 U	18 U	
AROCLOR-1248	180 U	370 U	19 U	18 U	18 U	18 U	
AROCLOR-1254	180 U	370 U	19 U	18 U	18 U	18 U	
AROCLOR-1260	3200	6800	19 U	18 U	18 U	18 U	

SAMPLE ID:	SB-DUP-2
LABORATORY ID:	810137-014-014-1/1
SAMPLE DATE:	10/21/2008
LOCATION:	
MISCELLANEOUS (%)	
PERCENT SOLIDS	89
PESTICIDES/PCBs (ug/kg)	
AROCLOR-1016	
AROCLOR-1221	
AROCLOR-1232	
AROCLOR-1242	
AROCLOR-1248	
AROCLOR-1254	
AROCLOR-1260	

µg/kg - Micrograms per kilogram.

SB - Soil boring.

J - Positive value is considered estimated as a result of technical noncompliance.

U - Not detected.

TABLE E-4
ANALYTICAL RESULTS FOR SEDIMENT
LOCKHEED MARTIN MIDDLE RIVER COMPLEX - BLOCK E
MIDDLE RIVER, MARYLAND

SAMPLE ID:	ILSD-4	ILSD-7	ILSD-8	ILSD-9	ILSD-10	ILSD-11	ILSD-12
LABORATORY ID:	A9F110135001	A9F120214011	A9F110135002	A9F150107002	A9F120214004	A9F120214003	A9F110135003
SAMPLE DATE:	6/10/2009	6/11/2009	6/10/2009	6/12/2009	6/11/2009	6/11/2009	6/10/2009
LOCATION:	ILSD-4	ILSD-7	ILSD-8	ILSD-9	ILSD-10	ILSD-11	ILSD-12
VOLATILE SOILS (ug/kg)							
1,1,1,2-TETRACHLOROETHANE	1.2 U	0.78 U	0.85 U		0.87 U	1.6 U	1.2 U
1,1,1-TRICHLOROETHANE	1.1 U	0.7 U	0.77 U		0.79 U	1.5 U	1 U
1,1,2,2-TETRACHLOROETHANE	0.67 U	0.43 U	0.47 U		0.48 U	0.9 U	0.64 U
1,1,2-TRICHLOROTRIFLUOROETHANE	2.6 U	1.6 U	1.8 U		1.8 U	3.5 U	2.4 U
1,1-DICHLOROETHANE	0.71 U	0.45 U	0.49 U		0.5 U	0.96 U	1.5 J
1,1-DICHLOROETHENE	1 U	0.65 U	0.71 U		0.73 U	1.4 U	1.8 J
1,1-DICHLOROPROPENE	0.59 U	0.38 U	0.41 U		0.42 U	0.8 U	0.56 U
1,2,3-TRICHLOROBENZENE	0.75 B	0.48 U	0.52 U		0.53 U	1 U	0.71 U
1,2,3-TRICHLOROPROPANE	1.8 U	1.1 U	1.2 U		1.3 U	2.4 U	1.7 U
1,2,3-TRIMETHYLBENZENE	0.34 U	0.21 U	0.23 U		0.24 U	0.45 U	0.32 U
1,2,4-TRICHLOROBENZENE	0.54 B	0.34 U	0.37 B		0.38 U	0.72 U	1.4 B
1,2,4-TRIMETHYLBENZENE	1.3 U	0.82 U	0.89 U		0.91 U	1.7 U	1.2 U
1,2-DIBROMO-3-CHLOROPROPANE	2.6 UJ	1.6 U	1.8 U		1.8 U	3.5 U	2.4 U
1,2-DIBROMOETHANE	0.99 U	0.63 U	0.69 U		0.7 U	1.3 U	0.94 U
1,2-DICHLOROBENZENE	0.71 UJ	0.45 U	0.49 U		0.5 U	0.96 U	0.67 U
1,2-DICHLOROETHANE	0.67 U	0.43 U	0.47 U		0.48 U	0.9 U	0.64 U
1,2-DICHLOROPROPANE	1.4 U	0.87 U	0.95 U		0.97 U	1.8 U	1.3 U
1,3-DICHLOROBENZENE	0.69 UJ	0.44 U	0.48 U		0.49 U	0.93 U	1.1 J
1,3-DICHLOROPROPANE	0.67 U	0.43 U	0.47 U		0.48 U	0.9 U	0.64 U
1,4-DICHLOROBENZENE	1.3 UJ	0.83 U	0.91 U		0.93 U	1.8 U	1.2 U
2,2-DICHLOROPROPANE	1.9 U	1.2 U	1.3 U		1.3 U	2.5 U	1.8 U
2-BUTANONE	2.8 U	1.8 U	1.9 U		3.7 J	8 J	4.5 J
2-CHLOROETHYL VINYL ETHER	2.8 U	1.8 U	1.9 U		2 U	3.7 U	2.6 U
2-CHLOROTOLUENE	0.79 UJ	0.5 U	0.55 U		0.56 U	1.1 U	0.75 U
2-HEXANONE	1.2 U	0.79 U	0.87 U		0.88 U	1.7 U	1.2 U
4-CHLOROTOLUENE	0.81 UJ	0.52 U	0.56 U		0.57 U	1.1 U	0.77 U

TABLE E-4
ANALYTICAL RESULTS FOR SEDIMENT
LOCKHEED MARTIN MIDDLE RIVER COMPLEX - BLOCK E
MIDDLE RIVER, MARYLAND

SAMPLE ID:	ILSD-4	ILSD-7	ILSD-8	ILSD-9	ILSD-10	ILSD-11	ILSD-12
LABORATORY ID:	A9F110135001	A9F120214011	A9F110135002	A9F150107002	A9F120214004	A9F120214003	A9F110135003
SAMPLE DATE:	6/10/2009	6/11/2009	6/10/2009	6/12/2009	6/11/2009	6/11/2009	6/10/2009
LOCATION:	ILSD-4	ILSD-7	ILSD-8	ILSD-9	ILSD-10	ILSD-11	ILSD-12
4-ISOPROPYLTOLUENE	0.42 UJ	0.26 U	0.29 U		0.29 U	0.56 U	0.39 U
4-METHYL-2-PENTANONE	1.1 U	0.68 U	0.74 U		0.76 U	1.4 U	1 U
ACETONE	12 U	7.9 U	8.7 U		14 J	40 J	17 J
BENZENE	0.46 U	0.29 U	0.32 U		0.32 U	0.61 U	0.43 U
BROMOBENZENE	1.4 U	0.89 U	0.98 U		1 U	1.9 U	1.3 U
BROMOCHLOROMETHANE	1.4 U	0.89 U	0.98 U		1 U	1.9 U	1.3 U
BROMODICHLOROMETHANE	0.55 U	0.35 U	0.38 U		0.39 U	0.74 U	0.52 U
BROMOFORM	0.65 U	0.41 U	0.45 U		0.46 U	0.88 U	0.62 U
BROMOMETHANE	1.1 U	0.68 U	0.74 U		0.76 U	1.4 U	1 U
CARBON DISULFIDE	0.87 U	0.55 U	0.6 U		0.62 U	1.2 U	0.82 U
CARBON TETRACHLORIDE	0.73 U	0.47 U	0.51 U		0.52 U	0.98 U	0.69 U
CHLOROBENZENE	0.65 U	0.41 U	0.45 U		0.46 U	0.88 U	0.62 U
CHLORODIBROMOMETHANE	1.1 U	0.69 U	0.76 U		0.77 U	1.5 U	1 U
CHLOROETHANE	1.7 U	1.1 U	1.2 U		1.2 U	2.3 U	1.6 U
CHLOROFORM	0.57 U	0.36 U	0.4 U		0.41 U	0.77 U	0.54 U
CHLOROMETHANE	0.81 U	0.52 U	0.56 U		0.57 U	1.1 U	0.77 U
CIS-1,2-DICHLOROETHENE	0.71 U	0.45 U	8.2		0.5 U	0.96 U	190
CIS-1,3-DICHLOROPROPENE	0.67 U	0.43 U	0.47 U		0.48 U	0.9 U	0.64 U
DIBROMOMETHANE	1.2 U	0.79 U	0.87 U		0.88 U	1.7 U	1.2 U
DICHLORODIFLUOROMETHANE	0.99 U	0.63 U	0.69 U		0.7 U	1.3 U	0.94 U
DIISOPROPYL ETHER	3 U	1.9 U	2.1 U		2.1 U	4 U	2.8 U
ETHYL TERT-BUTYL ETHER	0.44 U	0.28 U	0.3 U		0.31 U	0.58 U	0.41 U
ETHYLBENZENE	0.52 U	0.33 U	0.36 U		0.36 U	0.69 U	0.49 U
HEXACHLOROBUTADIENE	2.4 UJ	1.5 U	1.6 U		1.7 U	3.2 U	2.2 U
ISOPROPYLBENZENE	0.32 U	0.2 U	0.22 U		0.22 U	0.42 U	0.3 U
M+P-XYLENES	2.4 U	1.5 U	1.6 U		1.7 U	3.2 U	2.2 U
METHYL TERT-BUTYL ETHER	0.85 U	0.54 U	0.59 U		0.6 U	1.1 U	0.81 U

TABLE E-4
ANALYTICAL RESULTS FOR SEDIMENT
LOCKHEED MARTIN MIDDLE RIVER COMPLEX - BLOCK E
MIDDLE RIVER, MARYLAND

SAMPLE ID:	ILSD-4	ILSD-7	ILSD-8	ILSD-9	ILSD-10	ILSD-11	ILSD-12
LABORATORY ID:	A9F110135001	A9F120214011	A9F110135002	A9F150107002	A9F120214004	A9F120214003	A9F110135003
SAMPLE DATE:	6/10/2009	6/11/2009	6/10/2009	6/12/2009	6/11/2009	6/11/2009	6/10/2009
LOCATION:	ILSD-4	ILSD-7	ILSD-8	ILSD-9	ILSD-10	ILSD-11	ILSD-12
METHYLENE CHLORIDE	1.3 U	0.84 U	0.92 U		0.94 U	1.8 J	1.3 U
N-BUTYLBENZENE	0.46 UJ	0.29 U	0.32 U		0.32 U	0.61 U	0.43 U
N-PROPYLBENZENE	0.79 U	0.5 U	0.55 U		0.56 U	1.1 U	0.75 U
O-XYLENE	0.69 U	0.44 U	0.48 U		0.49 U	0.93 U	0.66 U
SEC-BUTYLBENZENE	0.36 UJ	0.23 U	0.25 U		0.25 U	0.48 U	0.34 U
STYRENE	0.3 U	0.19 U	0.21 U		0.21 U	0.4 U	0.28 U
TERT-AMYL METHYL ETHER	0.73 U	0.47 U	0.51 U		0.52 U	0.98 U	0.69 U
TERT-BUTYLBENZENE	0.57 UJ	0.36 U	0.4 U		0.41 U	0.77 U	0.54 U
TERTIARY-BUTYL ALCOHOL	15 UR	9.6 UR	10 UR		11 UR	20 UR	14 UR
TETRACHLOROETHENE	1 U	0.65 U	0.71 U		0.73 U	1.4 U	0.97 U
TOLUENE	0.53 U	11	0.37 U		0.38 U	0.72 U	0.51 U
TOTAL XYLENES	1.3 U	0.84 U	0.92 U		0.94 U	1.8 U	1.3 U
TRANS-1,2-DICHLOROETHENE	0.81 U	0.52 U	0.56 U		0.57 U	1.1 U	18
TRANS-1,3-DICHLOROPROPENE	1.1 U	0.68 U	0.74 U		0.76 U	1.4 U	1 U
TRICHLOROETHENE	11	0.53 U	37		0.59 U	1.1 U	12
TRICHLOROFLUOROMETHANE	0.67 U	0.43 U	0.47 U		0.48 U	0.9 U	0.64 U
VINYL ACETATE	0.5 U	0.31 U	0.34 U		0.35 U	0.66 U	0.47 U
VINYL CHLORIDE	0.77 U	0.49 U	0.54 U		0.55 U	1 U	2.3 J
POLYNUCLEAR AROMATIC HYDROCARBONS (ug/kg)							
1-METHYLNAPHTHALENE	2200	53 U	72 U	42	2.9 U	170	3.9 U
2-METHYLNAPHTHALENE	3200	38 U	52 U	31	13	200	14
ACENAPHTHENE	28000	33 U	2700	37	23	860	58
ACENAPHTHYLENE	920	30 U	310	59	44	290	73
ANTHRACENE	35000	370	7700	140	110	2500	220
BENZO(A)ANTHRACENE	93000	1100	25000	1300	330	6200	680
BENZO(A)PYRENE	93000	970	24000	1100	360	5400	680
BENZO(B)FLUORANTHENE	120000	1800	30000	1800	570	7000	1000

TABLE E-4
ANALYTICAL RESULTS FOR SEDIMENT
LOCKHEED MARTIN MIDDLE RIVER COMPLEX - BLOCK E
MIDDLE RIVER, MARYLAND

SAMPLE ID:	ILSD-4	ILSD-7	ILSD-8	ILSD-9	ILSD-10	ILSD-11	ILSD-12
LABORATORY ID:	A9F110135001	A9F120214011	A9F110135002	A9F150107002	A9F120214004	A9F120214003	A9F110135003
SAMPLE DATE:	6/10/2009	6/11/2009	6/10/2009	6/12/2009	6/11/2009	6/11/2009	6/10/2009
LOCATION:	ILSD-4	ILSD-7	ILSD-8	ILSD-9	ILSD-10	ILSD-11	ILSD-12
BENZO(G,H,I)PERYLENE	64000	780	18000	890	290	4000	540
BENZO(K)FLUORANTHENE	46000	490	13000	760	190	2700	310
CHRYSENE	92000	1200	25000	1500	390	6100	700
DIBENZO(A,H)ANTHRACENE	19000	460	4000	240	84	1000	160
FLUORANTHENE	180000	2900	63000	3000	710	12000	1400
FLUORENE	20000	30 U	3100	61	44	1100	84
INDENO(1,2,3-CD)PYRENE	52000	680	14000	700	220	3100	420
NAPHTHALENE	7900	40 U	55 U	23	14	350	19
PHENANTHRENE	150000	1500	40000	1100	280	8400	590
PYRENE	150000	2100	53000	2700	600	12000	1200
PESTICIDES/PCBs (ug/kg)							
AROCLOR-1016	400 U	250 U	550 U	300 U	280 U	530 U	370 U
AROCLOR-1221	400 U	250 U	550 U	300 U	280 U	530 U	370 U
AROCLOR-1232	400 U	250 U	550 U	300 U	280 U	530 U	370 U
AROCLOR-1242	400 U	250 U	550 U	300 U	280 U	530 U	370 U
AROCLOR-1248	400 U	250 U	550 U	300 U	280 U	530 U	370 U
AROCLOR-1254	400 U	250 U	550 U	300 U	280 U	530 U	370 U
AROCLOR-1260	2400	320	4900	650	690	1600	370 U
INORGANICS (mg/kg)							
ANTIMONY	3.9 L	152 L	0.044 L	0.42 L	0.94 B	0.97 L	2.2 L
ARSENIC	7.4 L	3.7	2.2 L	2.6	2	5.5	3.6 J
BARIUM	159 J	39.1 J	5.7 J	91.5	51 J	63.5 J	76.2 J
BERYLLIUM	0.93	0.32	0.096	1.1	0.59	1.2	0.49
CADMIUM	19.3 L	9.3	0.078 L	0.93	1.8	4.4	1.2 L
CHROMIUM	423 J	23.6 J	4.8 J	29.1	18.3 J	25 J	23.9 J
COBALT	9.2 J	4.2 J	1.8 J	3.1	3.5 J	38.7 J	66 J
COPPER	149	49 K	5.9	18.6	15.5 K	24.8 K	17.6

TABLE E-4
ANALYTICAL RESULTS FOR SEDIMENT
LOCKHEED MARTIN MIDDLE RIVER COMPLEX - BLOCK E
MIDDLE RIVER, MARYLAND

SAMPLE ID:	ILSD-4	ILSD-7	ILSD-8	ILSD-9	ILSD-10	ILSD-11	ILSD-12
LABORATORY ID:	A9F110135001	A9F120214011	A9F110135002	A9F150107002	A9F120214004	A9F120214003	A9F110135003
SAMPLE DATE:	6/10/2009	6/11/2009	6/10/2009	6/12/2009	6/11/2009	6/11/2009	6/10/2009
LOCATION:	ILSD-4	ILSD-7	ILSD-8	ILSD-9	ILSD-10	ILSD-11	ILSD-12
IRON	40300 J	24600 J	4840 J	13000	10200 J	38900 J	32400 J
LEAD	376 J	10200 J	2.5 J	137	67.6 J	73.9 J	27.2 J
MANGANESE	839	337 J	119	626	322 J	203 J	5290
MERCURY	0.9 K	1.9	0.069 K	0.025 U	0.17	0.2	0.15 K
MOLYBDENUM	5 J	1.9	0.7 J	1.7	0.68	1	1 J
NICKEL	119 J	10.8 J	6.1 J	18.2	21.8 J	36.3 J	21.2 J
SELENIUM	1.5 L	0.33 L	0.25 L	0.64 L	0.69 L	2.7 L	1.6 L
SILVER	15 J	0.51 K	0.012 B	0.076 K	0.1 K	0.22 K	0.087 J
THALLIUM	1.2 U	0.3 U	0.08 B	0.027 B	0.34 U	0.088 B	0.059 B
VANADIUM	538 J	26.1 J	6.1 J	19.8 L	21.1 J	32.9 J	59.2 J
ZINC	1280	210	16.4	155	125	647	108
MISCELLANEOUS (F)							
FLASHPOINT					180 >	180 >	
MISCELLANEOUS (mg/kg)							
CYANIDE					2.7	2.7	
REACTIVE SULFIDE					166	166	
MISCELLANEOUS (S.U.)							
CORROSIVITY					6.4	6.4	
TCLPH(mg/L)							
2,4,5-TP (SILVEX)					0.00016 U	0.00016 U	
2,4-D					0.0015 U	0.0015 U	
TCLPM (mg/L)							
ARSENIC					0.0047	0.0047	
BARIUM					0.57	0.57	
CADMIUM					0.0094	0.0094	
CHROMIUM					0.0037	0.0037	
LEAD					0.1	0.1	

TABLE E-4
ANALYTICAL RESULTS FOR SEDIMENT
LOCKHEED MARTIN MIDDLE RIVER COMPLEX - BLOCK E
MIDDLE RIVER, MARYLAND

SAMPLE ID:	ILSD-4	ILSD-7	ILSD-8	ILSD-9	ILSD-10	ILSD-11	ILSD-12
LABORATORY ID:	A9F110135001	A9F120214011	A9F110135002	A9F150107002	A9F120214004	A9F120214003	A9F110135003
SAMPLE DATE:	6/10/2009	6/11/2009	6/10/2009	6/12/2009	6/11/2009	6/11/2009	6/10/2009
LOCATION:	ILSD-4	ILSD-7	ILSD-8	ILSD-9	ILSD-10	ILSD-11	ILSD-12
MERCURY					0.00012 U	0.00012 U	
SELENIUM					0.0041 U	0.0041 U	
SILVER					0.0022 U	0.0022 U	
TCLPP(ug/L)							
CHLORDANE (TECHNICAL)					0.033 U	0.033 U	
ENDRIN					0.011 U	0.011 U	
GAMMA-BHC (LINDANE)					0.0064 U	0.0064 U	
HEPTACHLOR					0.008 U	0.008 U	
HEPTACHLOR EPOXIDE					0.0071 U	0.0071 U	
METHOXYCHLOR					0.032 U	0.032 U	
TOXAPHENE					0.32 U	0.32 U	
TCLPS(mg/L)							
1,4-DICHLOROBENZENE					0.00034 U	0.00034 U	
2,4,5-TRICHLOROPHENOL					0.0003 U	0.0003 U	
2,4,6-TRICHLOROPHENOL					0.0008 U	0.0008 U	
2,4-DINITROTOLUENE					0.00027 U	0.00027 U	
2-METHYLPHENOL					0.0008 U	0.0008 U	
3&4-METHYLPHENOL					0.00075 U	0.00075 U	
HEXACHLOROBENZENE					0.0001 U	0.0001 U	
HEXACHLOROBUTADIENE					0.00027 U	0.00027 U	
HEXACHLOROETHANE					0.0008 U	0.0008 U	
NITROBENZENE					0.00004 U	0.00004 U	
PENTACHLOROPHENOL					0.0024 U	0.0024 U	
PYRIDINE					0.00035 U	0.00035 U	
TCLPV (mg/L)							
1,1-DICHLOROETHENE					0.00019 U	0.00019 U	
1,2-DICHLOROETHANE					0.00022 U	0.00022 U	

TABLE E-4
ANALYTICAL RESULTS FOR SEDIMENT
LOCKHEED MARTIN MIDDLE RIVER COMPLEX - BLOCK E
MIDDLE RIVER, MARYLAND

SAMPLE ID:	ILSD-4	ILSD-7	ILSD-8	ILSD-9	ILSD-10	ILSD-11	ILSD-12
LABORATORY ID:	A9F110135001	A9F120214011	A9F110135002	A9F150107002	A9F120214004	A9F120214003	A9F110135003
SAMPLE DATE:	6/10/2009	6/11/2009	6/10/2009	6/12/2009	6/11/2009	6/11/2009	6/10/2009
LOCATION:	ILSD-4	ILSD-7	ILSD-8	ILSD-9	ILSD-10	ILSD-11	ILSD-12
2-BUTANONE					0.00057 U	0.00057 U	
BENZENE					0.00013 U	0.00013 U	
CARBON TETRACHLORIDE					0.00013 U	0.00013 U	
CHLOROBENZENE					0.00015 U	0.00015 U	
CHLOROFORM					0.00016 U	0.00016 U	
TETRACHLOROETHENE					0.00029 U	0.00029 U	
TRICHLOROETHENE					0.00017 U	0.00017 U	
VINYL CHLORIDE					0.00022 U	0.00022 U	
INORGANICS (ug/L)							
ANTIMONY					0.15		
ARSENIC					0.21 U		
BARIUM					0.059		
BERYLLIUM					0.037 U		
CADMIUM					0.027 U		
CHROMIUM					0.066 U		
COBALT					0.033 U		
COPPER					0.17		
IRON					11 U		
LEAD					0.041		
MANGANESE					0.14 U		
MERCURY					0.1 U		
MOLYBDENUM					0.2 U		
NICKEL					0.1 U		
SELENIUM					0.14 U		
SILVER					0.033 U		
THALLIUM					0.14 L		
VANADIUM					0.6 U		

TABLE E-4
ANALYTICAL RESULTS FOR SEDIMENT
LOCKHEED MARTIN MIDDLE RIVER COMPLEX - BLOCK E
MIDDLE RIVER, MARYLAND

SAMPLE ID:	ILSD-4	ILSD-7	ILSD-8	ILSD-9	ILSD-10	ILSD-11	ILSD-12
LABORATORY ID:	A9F110135001	A9F120214011	A9F110135002	A9F150107002	A9F120214004	A9F120214003	A9F110135003
SAMPLE DATE:	6/10/2009	6/11/2009	6/10/2009	6/12/2009	6/11/2009	6/11/2009	6/10/2009
LOCATION:	ILSD-4	ILSD-7	ILSD-8	ILSD-9	ILSD-10	ILSD-11	ILSD-12
ZINC					2.6 K		
PESTICIDES/PCBs (ug/L)							
AROCLOR-1016					0.17 U		
AROCLOR-1221					0.13 U		
AROCLOR-1232					0.16 U		
AROCLOR-1242					0.22 U		
AROCLOR-1248					0.1 U		
AROCLOR-1254					0.16 U		
AROCLOR-1260					0.17 U		
POLY AROMATIC HYDROCARBONS (ug/l)							
1-METHYLNAPHTHALENE					0.1 U		
2-METHYLNAPHTHALENE					0.1 U		
ACENAPHTHENE					0.1 U		
ACENAPHTHYLENE					0.1 U		
ANTHRACENE					0.1 U		
BENZO(A)ANTHRACENE					0.1 U		
BENZO(A)PYRENE					0.1 U		
BENZO(B)FLUORANTHENE					0.1 U		
BENZO(G,H,I)PERYLENE					0.1 U		
BENZO(K)FLUORANTHENE					0.1 U		
CHRYSENE					0.1 U		
DIBENZO(A,H)ANTHRACENE					0.1 U		
FLUORANTHENE					0.1 U		
FLUORENE					0.1 U		
INDENO(1,2,3-CD)PYRENE					0.1 U		
NAPHTHALENE					1.2		
PHENANTHRENE					0.1 U		

TABLE E-4
ANALYTICAL RESULTS FOR SEDIMENT
LOCKHEED MARTIN MIDDLE RIVER COMPLEX - BLOCK E
MIDDLE RIVER, MARYLAND

SAMPLE ID:	ILSD-4	ILSD-7	ILSD-8	ILSD-9	ILSD-10	ILSD-11	ILSD-12
LABORATORY ID:	A9F110135001	A9F120214011	A9F110135002	A9F150107002	A9F120214004	A9F120214003	A9F110135003
SAMPLE DATE:	6/10/2009	6/11/2009	6/10/2009	6/12/2009	6/11/2009	6/11/2009	6/10/2009
LOCATION:	ILSD-4	ILSD-7	ILSD-8	ILSD-9	ILSD-10	ILSD-11	ILSD-12
PYRENE					0.1 U		
VOLATILES (ug/L)							
1,1,1,2-TETRACHLOROETHANE					0.23 U		
1,1,1-TRICHLOROETHANE					0.22 U		
1,1,2,2-TETRACHLOROETHANE					0.18 U		
1,1,2-TRICHLOROTRIFLUOROETHANE					0.28 U		
1,1-DICHLOROETHANE					0.15 U		
1,1-DICHLOROETHENE					0.19 U		
1,1-DICHLOROPROPENE					0.13 U		
1,2,3-TRICHLOROBENZENE					0.17 U		
1,2,3-TRICHLOROPROPANE					0.43 U		
1,2,3-TRIMETHYLBENZENE					0.0059 U		
1,2,4-TRICHLOROBENZENE					0.15 U		
1,2,4-TRIMETHYLBENZENE					0.12 U		
1,2-DIBROMO-3-CHLOROPROPANE					0.67 U		
1,2-DIBROMOETHANE					0.24 U		
1,2-DICHLOROBENZENE					0.13 U		
1,2-DICHLOROETHANE					0.22 U		
1,2-DICHLOROPROPANE					0.18 U		
1,3-DICHLOROBENZENE					0.14 U		
1,3-DICHLOROPROPANE					0.16 U		
1,4-DICHLOROBENZENE					0.13 U		
2,2-DICHLOROPROPANE					0.13 U		
2-BUTANONE					6.8		
2-CHLOROETHYL VINYL ETHER					0.99 U		
2-CHLOROTOLUENE					0.11 U		
2-HEXANONE					0.41 U		

TABLE E-4
ANALYTICAL RESULTS FOR SEDIMENT
LOCKHEED MARTIN MIDDLE RIVER COMPLEX - BLOCK E
MIDDLE RIVER, MARYLAND

SAMPLE ID:	ILSD-4	ILSD-7	ILSD-8	ILSD-9	ILSD-10	ILSD-11	ILSD-12
LABORATORY ID:	A9F110135001	A9F120214011	A9F110135002	A9F150107002	A9F120214004	A9F120214003	A9F110135003
SAMPLE DATE:	6/10/2009	6/11/2009	6/10/2009	6/12/2009	6/11/2009	6/11/2009	6/10/2009
LOCATION:	ILSD-4	ILSD-7	ILSD-8	ILSD-9	ILSD-10	ILSD-11	ILSD-12
4-CHLOROTOLUENE					0.18 U		
4-ISOPROPYLTOLUENE					0.12 U		
4-METHYL-2-PENTANONE					0.32 U		
ACETONE					21		
BENZENE					0.13 U		
BROMOBENZENE					0.13 U		
BROMOCHLOROMETHANE					0.29 U		
BROMODICHLOROMETHANE					0.15 U		
BROMOFORM					0.64 U		
BROMOMETHANE					0.41 U		
CARBON DISULFIDE					0.13 U		
CARBON TETRACHLORIDE					0.13 U		
CHLOROBENZENE					0.15 U		
CHLORODIBROMOMETHANE					0.18 U		
CHLOROETHANE					0.29 U		
CHLOROFORM					0.16 U		
CHLOROMETHANE					0.3 U		
CIS-1,2-DICHLOROETHENE					0.17 U		
CIS-1,3-DICHLOROPROPENE					0.14 U		
DIBROMOMETHANE					0.28 U		
DICHLORODIFLUOROMETHANE					0.31 U		
DIISOPROPYL ETHER					1.5 U		
ETHYL TERT-BUTYL ETHER					0.11 U		
ETHYLBENZENE					0.17 U		
HEXACHLOROBUTADIENE					0.3 U		
ISOPROPYLBENZENE					0.13 U		
M+P-XYLENES					0.24 U		

TABLE E-4
ANALYTICAL RESULTS FOR SEDIMENT
LOCKHEED MARTIN MIDDLE RIVER COMPLEX - BLOCK E
MIDDLE RIVER, MARYLAND

SAMPLE ID:	ILSD-4	ILSD-7	ILSD-8	ILSD-9	ILSD-10	ILSD-11	ILSD-12
LABORATORY ID:	A9F110135001	A9F120214011	A9F110135002	A9F150107002	A9F120214004	A9F120214003	A9F110135003
SAMPLE DATE:	6/10/2009	6/11/2009	6/10/2009	6/12/2009	6/11/2009	6/11/2009	6/10/2009
LOCATION:	ILSD-4	ILSD-7	ILSD-8	ILSD-9	ILSD-10	ILSD-11	ILSD-12
METHYL TERT-BUTYL ETHER					0.17 U		
METHYLENE CHLORIDE					0.33 U		
N-BUTYLBENZENE					0.12 U		
N-PROPYLBENZENE					0.14 U		
O-XYLENE					0.14 U		
SEC-BUTYLBENZENE					0.13 U		
STYRENE					0.11 U		
TERT-AMYL METHYL ETHER					0.067 U		
TERT-BUTYLBENZENE					0.13 U		
TERTIARY-BUTYL ALCOHOL					5.4 L		
TETRACHLOROETHENE					0.29 U		
TOLUENE					0.13 U		
TOTAL XYLENES					0.28 U		
TRANS-1,2-DICHLOROETHENE					0.19 U		
TRANS-1,3-DICHLOROPROPENE					0.19 U		
TRICHLOROETHENE					0.17 U		
TRICHLOROFLUOROMETHANE					0.21 U		
VINYL ACETATE					0.19 U		
VINYL CHLORIDE					0.22 U		

TABLE E-4
ANALYTICAL RESULTS FOR SEDIMENT
LOCKHEED MARTIN MIDDLE RIVER COMPLEX - BLOCK E
MIDDLE RIVER, MARYLAND

SAMPLE ID:	ILSD-14	ILSD-14-D	ILSD-15	ILSD-16	ILSD-17	ILSD-18	ILSD-19
LABORATORY ID:	A9F110135004	A9F110135005	A9F120214001	A9F120214002	A9F150107006	A9F120214006	A9F120214007
SAMPLE DATE:	6/10/2009	6/10/2009	6/11/2009	6/11/2009	6/12/2009	6/11/2009	6/11/2009
LOCATION:	ILSD-14	ILSD-14	ILSD-15	ILSD-16	ILSD-17	ILSD-18	ILSD-19
VOLATILE SOILS (ug/kg)							
1,1,1,2-TETRACHLOROETHANE	0.76 U	0.77 U	0.81 U	0.83 U	5.6 U	3.2 U	0.78 U
1,1,1-TRICHLOROETHANE	0.68 U	0.7 U	0.73 U	0.75 U	5.1 U	2.9 U	0.7 U
1,1,2,2-TETRACHLOROETHANE	0.42 U	0.42 U	0.44 U	0.45 U	3.1 U	1.8 U	0.43 U
1,1,2-TRICHLOROTRIFLUOROETHANE	1.6 U	1.6 U	1.7 U	1.7 U	12 U	6.7 U	1.6 U
1,1-DICHLOROETHANE	0.44 U	0.45 U	0.47 U	0.48 U	3.2 U	1.9 U	0.45 U
1,1-DICHLOROETHENE	0.64 U	0.65 U	0.68 U	0.69 U	4.7 U	2.7 U	0.65 U
1,1-DICHLOROPROPENE	0.37 U	0.37 U	0.39 U	0.4 U	2.7 U	1.5 U	0.38 U
1,2,3-TRICHLOROBENZENE	0.46 U	0.47 U	0.49 U	0.51 U	31 B	2 U	0.48 U
1,2,3-TRICHLOROPROPANE	1.1 U	1.1 U	1.2 U	1.2 U	8.1 U	4.6 U	1.1 U
1,2,3-TRIMETHYLBENZENE	0.21 U	0.21 U	0.22 U	0.23 U	1.5 U	0.88 U	0.21 U
1,2,4-TRICHLOROBENZENE	0.22 B	0.34 U	0.35 U	0.36 U	100	0.56 B	0.34 U
1,2,4-TRIMETHYLBENZENE	0.79 U	0.81 U	0.84 U	0.87 U	5.9 U	3.4 U	0.82 U
1,2-DIBROMO-3-CHLOROPROPANE	1.6 U	1.6 U	1.7 U	1.7 U	12 U	6.7 U	1.6 U
1,2-DIBROMOETHANE	0.61 U	0.62 U	0.65 U	0.67 U	4.5 U	2.6 U	0.63 U
1,2-DICHLOROBENZENE	0.44 U	0.45 U	0.47 U	0.48 U	120	12 J	0.45 U
1,2-DICHLOROETHANE	0.42 U	0.42 U	0.44 U	0.45 U	3.1 U	1.8 U	0.43 U
1,2-DICHLOROPROPANE	0.84 U	0.86 U	0.9 U	0.92 U	6.2 U	3.6 U	0.87 U
1,3-DICHLOROBENZENE	0.62 J	0.61 J	0.45 U	0.47 U	280	60	0.44 U
1,3-DICHLOROPROPANE	0.42 U	0.42 U	0.44 U	0.45 U	3.1 U	1.8 U	0.43 U
1,4-DICHLOROBENZENE	2.1 J	1.7 J	0.86 U	0.88 U	870	180	0.83 U
2,2-DICHLOROPROPANE	1.1 U	1.2 U	1.2 U	1.3 U	8.5 U	4.9 U	1.2 U
2-BUTANONE	2.6 J	3.4 J	1.8 U	1.9 U	28 J	18 J	1.8 U
2-CHLOROETHYL VINYL ETHER	1.7 U	1.7 U	1.8 U	1.9 U	13 U	7.2 U	1.8 U
2-CHLOROTOLUENE	0.49 U	0.5 U	0.52 U	0.53 U	3.6 U	2.1 U	0.5 U
2-HEXANONE	0.77 U	0.79 U	0.82 U	0.84 U	5.7 U	3.3 U	0.79 U
4-CHLOROTOLUENE	0.5 U	0.51 U	0.53 U	0.55 U	3.7 U	2.1 U	0.51 U

TABLE E-4
ANALYTICAL RESULTS FOR SEDIMENT
LOCKHEED MARTIN MIDDLE RIVER COMPLEX - BLOCK E
MIDDLE RIVER, MARYLAND

SAMPLE ID:	ILSD-14	ILSD-14-D	ILSD-15	ILSD-16	ILSD-17	ILSD-18	ILSD-19
LABORATORY ID:	A9F110135004	A9F110135005	A9F120214001	A9F120214002	A9F150107006	A9F120214006	A9F120214007
SAMPLE DATE:	6/10/2009	6/10/2009	6/11/2009	6/11/2009	6/12/2009	6/11/2009	6/11/2009
LOCATION:	ILSD-14	ILSD-14	ILSD-15	ILSD-16	ILSD-17	ILSD-18	ILSD-19
4-ISOPROPYLTOLUENE	0.26 U	0.26 U	0.27 U	0.28 U	3.2 J	1.8 J	0.26 U
4-METHYL-2-PENTANONE	0.66 U	0.67 U	0.7 U	0.72 U	4.9 U	2.8 U	0.68 U
ACETONE	20 J	24 J	8.2 U	8.4 U	100 J	61 J	7.9 U
BENZENE	0.28 U	0.29 U	0.3 U	0.31 U	2.6 J	4.5 J	0.29 U
BROMOBENZENE	0.87 U	0.89 U	0.92 U	0.95 U	6.4 U	3.7 U	0.89 U
BROMOCHLOROMETHANE	0.87 U	0.89 U	0.92 U	0.95 U	6.4 U	3.7 U	0.89 U
BROMODICHLOROMETHANE	0.34 U	0.35 U	0.36 U	0.37 U	2.5 U	1.4 U	0.35 U
BROMOFORM	0.4 U	0.41 U	0.43 U	0.44 U	3 U	1.7 U	0.41 U
BROMOMETHANE	0.66 U	0.67 U	0.7 U	0.72 U	4.9 U	2.8 U	0.68 U
CARBON DISULFIDE	2.5 J	1.2 J	0.57 U	0.59 U	14 J	2.3 U	0.55 U
CARBON TETRACHLORIDE	0.45 U	0.46 U	0.48 U	0.49 U	3.3 U	1.9 U	0.46 U
CHLOROBENZENE	0.4 U	0.41 U	0.43 U	0.44 U	1100	650	0.41 U
CHLORODIBROMOMETHANE	0.67 U	0.69 U	0.71 U	0.73 U	5 U	2.8 U	0.69 U
CHLOROETHANE	1.1 U	1.1 U	1.1 U	1.1 U	7.8 U	4.4 U	1.1 U
CHLOROFORM	0.35 U	0.36 U	0.38 U	0.39 U	2.6 U	1.5 U	0.36 U
CHLOROMETHANE	0.5 U	0.51 U	0.53 U	0.55 U	3.7 U	2.1 U	0.51 U
CIS-1,2-DICHLOROETHENE	0.52 J	0.45 U	0.47 U	0.48 U	3.2 U	1.9 U	0.45 U
CIS-1,3-DICHLOROPROPENE	0.42 U	0.42 U	0.44 U	0.45 U	3.1 U	1.8 U	0.43 U
DIBROMOMETHANE	0.77 U	0.79 U	0.82 U	0.84 U	5.7 U	3.3 U	0.79 U
DICHLORODIFLUOROMETHANE	0.61 U	0.62 U	0.65 U	0.67 U	4.5 U	2.6 U	0.63 U
DIISOPROPYL ETHER	1.8 U	1.9 U	1.9 U	2 U	14 U	7.7 U	1.9 U
ETHYL TERT-BUTYL ETHER	0.27 U	0.27 U	0.29 U	0.29 U	2 U	1.1 U	0.28 U
ETHYLBENZENE	0.32 U	0.32 U	0.34 U	0.35 U	2.4 J	1.3 U	0.33 U
HEXACHLOROBUTADIENE	1.5 U	1.5 U	1.6 U	1.6 U	11 U	6.2 U	1.5 U
ISOPROPYLBENZENE	0.2 U	0.2 U	0.21 U	0.21 U	1.4 U	0.83 U	0.2 U
M+P-XYLENES	1.5 U	1.5 U	1.6 U	1.6 U	11 U	6.2 U	1.5 U
METHYL TERT-BUTYL ETHER	0.53 U	0.54 U	0.56 U	0.57 U	3.9 U	2.2 U	0.54 U

TABLE E-4
ANALYTICAL RESULTS FOR SEDIMENT
LOCKHEED MARTIN MIDDLE RIVER COMPLEX - BLOCK E
MIDDLE RIVER, MARYLAND

SAMPLE ID:	ILSD-14	ILSD-14-D	ILSD-15	ILSD-16	ILSD-17	ILSD-18	ILSD-19
LABORATORY ID:	A9F110135004	A9F110135005	A9F120214001	A9F120214002	A9F150107006	A9F120214006	A9F120214007
SAMPLE DATE:	6/10/2009	6/10/2009	6/11/2009	6/11/2009	6/12/2009	6/11/2009	6/11/2009
LOCATION:	ILSD-14	ILSD-14	ILSD-15	ILSD-16	ILSD-17	ILSD-18	ILSD-19
METHYLENE CHLORIDE	1.6 J	0.84 U	0.87 U	0.9 U	1.2 B	3.5 U	0.84 U
N-BUTYLBENZENE	0.28 U	0.29 U	0.3 U	0.31 U	3.3 J	1.2 U	0.29 U
N-PROPYLBENZENE	0.49 U	0.5 U	0.52 U	0.53 U	3.6 U	2.1 U	0.5 U
O-XYLENE	0.43 U	0.44 U	0.45 U	0.47 U	3.2 U	1.8 J	0.44 U
SEC-BUTYLBENZENE	0.22 U	0.22 U	0.23 U	0.24 U	2.9 J	1.2 J	0.23 U
STYRENE	0.18 U	0.19 U	0.19 U	0.2 U	1.4 U	0.77 U	0.19 U
TERT-AMYL METHYL ETHER	1.1 J	0.46 U	0.48 U	0.49 U	3.3 U	1.9 U	0.46 U
TERT-BUTYLBENZENE	0.35 U	0.36 U	0.38 U	0.39 U	2.6 U	1.5 U	0.36 U
TERTIARY-BUTYL ALCOHOL	9.3 UR	9.5 UR	9.9 UR	10 UR	69 UR	39 UR	9.5 UR
TETRACHLOROETHENE	0.64 U	0.65 U	0.68 U	0.69 U	4.7 U	2.7 U	0.65 U
TOLUENE	0.33 U	1.1 J	0.35 U	0.36 U	3.2 J	2.1 J	0.34 U
TOTAL XYLENES	0.82 U	0.84 U	0.87 U	0.9 U	6 U	3.5 U	0.84 U
TRANS-1,2-DICHLOROETHENE	0.5 U	0.51 U	0.53 U	0.55 U	3.7 U	2.1 U	0.51 U
TRANS-1,3-DICHLOROPROPENE	0.66 U	0.67 U	0.7 U	0.72 U	4.9 U	2.8 U	0.68 U
TRICHLOROETHENE	0.58 J	0.52 U	3 J	0.56 U	3.8 U	2.2 U	0.53 U
TRICHLOROFLUOROMETHANE	0.42 U	0.42 U	0.44 U	0.45 U	3.1 U	1.8 U	0.43 U
VINYL ACETATE	0.31 U	0.31 U	0.32 U	0.33 U	2.3 U	1.3 U	0.31 U
VINYL CHLORIDE	0.48 U	0.49 U	0.51 U	0.52 U	3.5 U	2 U	0.49 U
POLYNUCLEAR AROMATIC HYDROCARBONS							
1-METHYLNAPHTHALENE	130 U	26 U	14 U	2.8 U	250	180	13 U
2-METHYLNAPHTHALENE	92 U	19 U	59	2 U	270	210	9.4 U
ACENAPHTHENE	3800 J	330 J	100	20	1600	1600	160
ACENAPHTHYLENE	970 J	15 UJ	480	120	22 U	280	140
ANTHRACENE	27000 J	800 J	920	220	2900	3400	550
BENZO(A)ANTHRACENE	71000 J	3500 J	2000	310	8500	10000	2000
BENZO(A)PYRENE	59000 J	2800 J	2200	320	6600	9500	2200
BENZO(B)FLUORANTHENE	79000 J	4300 J	3000	600	9800	14000	3300

TABLE E-4
ANALYTICAL RESULTS FOR SEDIMENT
LOCKHEED MARTIN MIDDLE RIVER COMPLEX - BLOCK E
MIDDLE RIVER, MARYLAND

SAMPLE ID:	ILSD-14	ILSD-14-D	ILSD-15	ILSD-16	ILSD-17	ILSD-18	ILSD-19
LABORATORY ID:	A9F110135004	A9F110135005	A9F120214001	A9F120214002	A9F150107006	A9F120214006	A9F120214007
SAMPLE DATE:	6/10/2009	6/10/2009	6/11/2009	6/11/2009	6/12/2009	6/11/2009	6/11/2009
LOCATION:	ILSD-14	ILSD-14	ILSD-15	ILSD-16	ILSD-17	ILSD-18	ILSD-19
BENZO(G,H,I)PERYLENE	32000 J	1700 J	2000	390	3500	6600	1700
BENZO(K)FLUORANTHENE	30000 J	1300 J	1500	180	4400	5800	1100
CHRYSENE	59000 J	3600 J	2300	350	8200	9400	2000
DIBENZO(A,H)ANTHRACENE	9500 J	610 J	480	89	1500	1800	510
FLUORANTHENE	140000 J	9000 J	4300	620	18000	22000	4100
FLUORENE	6700 J	260 J	200	43	1600	1700	210
INDENO(1,2,3-CD)PYRENE	31000 J	1600 J	1400	280	3300	5500	1400
NAPHTHALENE	630 J	20 UJ	80	11	650	290	10 U
PHENANTHRENE	74000 J	2000 J	1300	230	13000	15000	1800
PYRENE	110000 J	6400 J	3900	530	13000	17000	3000
PESTICIDES/PCBs (ug/kg)							
AROCLOR-1016	240 U	250 U	260 U	270 U	1800 U	8300 U	2500 U
AROCLOR-1221	240 U	250 U	260 U	270 U	1800 U	8300 U	2500 U
AROCLOR-1232	240 U	250 U	260 U	270 U	1800 U	8300 U	2500 U
AROCLOR-1242	240 U	250 U	260 U	270 U	1800 U	8300 U	2500 U
AROCLOR-1248	240 U	250 U	260 U	270 U	1800 U	29000	2500 U
AROCLOR-1254	240 U	250 U	260 U	270 U	1800 U	8300 U	2500 U
AROCLOR-1260	900	960	2000	270 U	16000	73000	42000
INORGANICS (mg/kg)							
ANTIMONY	2.8 L	1.6 L	0.83 L	0.41 L	7.6 L	2.7 L	0.47 L
ARSENIC	1.5 L	6 L	6.2	2.2	9.3	4.3	3.2
BARIUM	143 J	45.5 J	161 J	105 J	127	149 J	40.7 J
BERYLLIUM	0.23	0.16	0.84	0.64	2.7	0.78	0.48
CADMIUM	1.7 L	1.1 L	1.4	0.95	5.3	9.4	1.7
CHROMIUM	30 J	67.6 J	48.3 J	22 J	58.2	84.9 J	25.8 J
COBALT	8.9 J	2.8 J	10.2 J	3.6 J	31.3	7.1 J	4.8 J
COPPER	12.2	9.7	33 K	31 K	234	41.8 K	12.5 K

TABLE E-4
ANALYTICAL RESULTS FOR SEDIMENT
LOCKHEED MARTIN MIDDLE RIVER COMPLEX - BLOCK E
MIDDLE RIVER, MARYLAND

SAMPLE ID:	ILSD-14	ILSD-14-D	ILSD-15	ILSD-16	ILSD-17	ILSD-18	ILSD-19
LABORATORY ID:	A9F110135004	A9F110135005	A9F120214001	A9F120214002	A9F150107006	A9F120214006	A9F120214007
SAMPLE DATE:	6/10/2009	6/10/2009	6/11/2009	6/11/2009	6/12/2009	6/11/2009	6/11/2009
LOCATION:	ILSD-14	ILSD-14	ILSD-15	ILSD-16	ILSD-17	ILSD-18	ILSD-19
IRON	8730 J	8700 J	27400 J	12800 J	27400	15900 J	9540 J
LEAD	190 J	50.9 J	79.3 J	33 J	242	174 J	59 J
MANGANESE	161	105	1170 J	340 J	259	332 J	290 J
MERCURY	0.37 K	0.48 K	0.21	0.057	0.03 U	0.67	0.14
MOLYBDENUM	0.59 J	0.75 J	1	0.91	4.3	1.5	1.2
NICKEL	109 J	7.2 J	50.4 J	11.6 J	39.5	29.9 J	10.1 J
SELENIUM	0.88 L	1.7 L	0.81 L	0.58 L	1.5 L	0.81 L	0.43 L
SILVER	0.058 J	0.043 J	0.37 K	0.12 K	0.56	0.78 K	0.17 K
THALLIUM	0.027 B	0.018 B	0.12 B	0.065 B	0.11 B	0.043 B	0.13
VANADIUM	10.7 J	34.1 J	265 J	18.9 J	65.1 L	63.4 J	23.9 J
ZINC	196	82.6	146	278	874	629	190
MISCELLANEOUS (F)							
FLASHPOINT						180 >	
MISCELLANEOUS (mg/kg)							
CYANIDE						0.36 B	
REACTIVE SULFIDE						179	
MISCELLANEOUS (S.U.)							
CORROSIVITY						7.1	
TCLPH(mg/L)							
2,4,5-TP (SILVEX)						0.00016 U	
2,4-D						0.0015 U	
TCLPM (mg/L)							
ARSENIC						0.019	
BARIUM						0.74	
CADMIUM						0.095	
CHROMIUM						0.029	
LEAD						0.76	

TABLE E-4
ANALYTICAL RESULTS FOR SEDIMENT
LOCKHEED MARTIN MIDDLE RIVER COMPLEX - BLOCK E
MIDDLE RIVER, MARYLAND

SAMPLE ID:	ILSD-14	ILSD-14-D	ILSD-15	ILSD-16	ILSD-17	ILSD-18	ILSD-19
LABORATORY ID:	A9F110135004	A9F110135005	A9F120214001	A9F120214002	A9F150107006	A9F120214006	A9F120214007
SAMPLE DATE:	6/10/2009	6/10/2009	6/11/2009	6/11/2009	6/12/2009	6/11/2009	6/11/2009
LOCATION:	ILSD-14	ILSD-14	ILSD-15	ILSD-16	ILSD-17	ILSD-18	ILSD-19
MERCURY						0.00012 U	
SELENIUM						0.0055 B	
SILVER						0.0022 U	
TCLPP(ug/L)							
CHLORDANE (TECHNICAL)						0.033 U	
ENDRIN						0.011 U	
GAMMA-BHC (LINDANE)						0.0064 U	
HEPTACHLOR						0.008 U	
HEPTACHLOR EPOXIDE						0.0071 U	
METHOXYCHLOR						0.032 U	
TOXAPHENE						0.32 U	
TCLPS(mg/L)							
1,4-DICHLOROBENZENE						0.00034 U	
2,4,5-TRICHLOROPHENOL						0.0003 U	
2,4,6-TRICHLOROPHENOL						0.0008 U	
2,4-DINITROTOLUENE						0.00027 U	
2-METHYLPHENOL						0.0008 U	
3&4-METHYLPHENOL						0.00075 U	
HEXACHLOROBENZENE						0.0001 U	
HEXACHLOROBUTADIENE						0.00027 U	
HEXACHLOROETHANE						0.0008 U	
NITROBENZENE						0.00004 U	
PENTACHLOROPHENOL						0.0024 U	
PYRIDINE						0.00035 U	
TCLPV (mg/L)							
1,1-DICHLOROETHENE						0.00019 U	
1,2-DICHLOROETHANE						0.00022 U	

TABLE E-4
ANALYTICAL RESULTS FOR SEDIMENT
LOCKHEED MARTIN MIDDLE RIVER COMPLEX - BLOCK E
MIDDLE RIVER, MARYLAND

SAMPLE ID:	ILSD-14	ILSD-14-D	ILSD-15	ILSD-16	ILSD-17	ILSD-18	ILSD-19
LABORATORY ID:	A9F110135004	A9F110135005	A9F120214001	A9F120214002	A9F150107006	A9F120214006	A9F120214007
SAMPLE DATE:	6/10/2009	6/10/2009	6/11/2009	6/11/2009	6/12/2009	6/11/2009	6/11/2009
LOCATION:	ILSD-14	ILSD-14	ILSD-15	ILSD-16	ILSD-17	ILSD-18	ILSD-19
2-BUTANONE						0.00057 U	
BENZENE						0.00013 U	
CARBON TETRACHLORIDE						0.00013 U	
CHLOROBENZENE						0.02 J	
CHLOROFORM						0.00016 U	
TETRACHLOROETHENE						0.00029 U	
TRICHLOROETHENE						0.00017 U	
VINYL CHLORIDE						0.00022 U	
INORGANICS (ug/L)							
ANTIMONY							
ARSENIC							
BARIUM							
BERYLLIUM							
CADMIUM							
CHROMIUM							
COBALT							
COPPER							
IRON							
LEAD							
MANGANESE							
MERCURY							
MOLYBDENUM							
NICKEL							
SELENIUM							
SILVER							
THALLIUM							
VANADIUM							

TABLE E-4
ANALYTICAL RESULTS FOR SEDIMENT
LOCKHEED MARTIN MIDDLE RIVER COMPLEX - BLOCK E
MIDDLE RIVER, MARYLAND

SAMPLE ID:	ILSD-14	ILSD-14-D	ILSD-15	ILSD-16	ILSD-17	ILSD-18	ILSD-19
LABORATORY ID:	A9F110135004	A9F110135005	A9F120214001	A9F120214002	A9F150107006	A9F120214006	A9F120214007
SAMPLE DATE:	6/10/2009	6/10/2009	6/11/2009	6/11/2009	6/12/2009	6/11/2009	6/11/2009
LOCATION:	ILSD-14	ILSD-14	ILSD-15	ILSD-16	ILSD-17	ILSD-18	ILSD-19
ZINC							
PESTICIDES/PCBs (ug/L)							
AROCLOR-1016							
AROCLOR-1221							
AROCLOR-1232							
AROCLOR-1242							
AROCLOR-1248							
AROCLOR-1254							
AROCLOR-1260							
POLY AROMATIC HYDROCARBONS (ug/l)							
1-METHYLNAPHTHALENE							
2-METHYLNAPHTHALENE							
ACENAPHTHENE							
ACENAPHTHYLENE							
ANTHRACENE							
BENZO(A)ANTHRACENE							
BENZO(A)PYRENE							
BENZO(B)FLUORANTHENE							
BENZO(G,H,I)PERYLENE							
BENZO(K)FLUORANTHENE							
CHRYSENE							
DIBENZO(A,H)ANTHRACENE							
FLUORANTHENE							
FLUORENE							
INDENO(1,2,3-CD)PYRENE							
NAPHTHALENE							
PHENANTHRENE							

TABLE E-4
ANALYTICAL RESULTS FOR SEDIMENT
LOCKHEED MARTIN MIDDLE RIVER COMPLEX - BLOCK E
MIDDLE RIVER, MARYLAND

SAMPLE ID:	ILSD-14	ILSD-14-D	ILSD-15	ILSD-16	ILSD-17	ILSD-18	ILSD-19
LABORATORY ID:	A9F110135004	A9F110135005	A9F120214001	A9F120214002	A9F150107006	A9F120214006	A9F120214007
SAMPLE DATE:	6/10/2009	6/10/2009	6/11/2009	6/11/2009	6/12/2009	6/11/2009	6/11/2009
LOCATION:	ILSD-14	ILSD-14	ILSD-15	ILSD-16	ILSD-17	ILSD-18	ILSD-19
PYRENE							
VOLATILES (ug/L)							
1,1,1,2-TETRACHLOROETHANE							
1,1,1-TRICHLOROETHANE							
1,1,2,2-TETRACHLOROETHANE							
1,1,2-TRICHLOROTRIFLUOROETHANE							
1,1-DICHLOROETHANE							
1,1-DICHLOROETHENE							
1,1-DICHLOROPROPENE							
1,2,3-TRICHLOROBENZENE							
1,2,3-TRICHLOROPROPANE							
1,2,3-TRIMETHYLBENZENE							
1,2,4-TRICHLOROBENZENE							
1,2,4-TRIMETHYLBENZENE							
1,2-DIBROMO-3-CHLOROPROPANE							
1,2-DIBROMOETHANE							
1,2-DICHLOROBENZENE							
1,2-DICHLOROETHANE							
1,2-DICHLOROPROPANE							
1,3-DICHLOROBENZENE							
1,3-DICHLOROPROPANE							
1,4-DICHLOROBENZENE							
2,2-DICHLOROPROPANE							
2-BUTANONE							
2-CHLOROETHYL VINYL ETHER							
2-CHLOROTOLUENE							
2-HEXANONE							

TABLE E-4
ANALYTICAL RESULTS FOR SEDIMENT
LOCKHEED MARTIN MIDDLE RIVER COMPLEX - BLOCK E
MIDDLE RIVER, MARYLAND

SAMPLE ID:	ILSD-14	ILSD-14-D	ILSD-15	ILSD-16	ILSD-17	ILSD-18	ILSD-19
LABORATORY ID:	A9F110135004	A9F110135005	A9F120214001	A9F120214002	A9F150107006	A9F120214006	A9F120214007
SAMPLE DATE:	6/10/2009	6/10/2009	6/11/2009	6/11/2009	6/12/2009	6/11/2009	6/11/2009
LOCATION:	ILSD-14	ILSD-14	ILSD-15	ILSD-16	ILSD-17	ILSD-18	ILSD-19
4-CHLOROTOLUENE							
4-ISOPROPYLTOLUENE							
4-METHYL-2-PENTANONE							
ACETONE							
BENZENE							
BROMOBENZENE							
BROMOCHLOROMETHANE							
BROMODICHLOROMETHANE							
BROMOFORM							
BROMOMETHANE							
CARBON DISULFIDE							
CARBON TETRACHLORIDE							
CHLOROBENZENE							
CHLORODIBROMOMETHANE							
CHLOROETHANE							
CHLOROFORM							
CHLOROMETHANE							
CIS-1,2-DICHLOROETHENE							
CIS-1,3-DICHLOROPROPENE							
DIBROMOMETHANE							
DICHLORODIFLUOROMETHANE							
DIISOPROPYL ETHER							
ETHYL TERT-BUTYL ETHER							
ETHYLBENZENE							
HEXACHLOROBUTADIENE							
ISOPROPYLBENZENE							
M+P-XYLENES							

TABLE E-4
ANALYTICAL RESULTS FOR SEDIMENT
LOCKHEED MARTIN MIDDLE RIVER COMPLEX - BLOCK E
MIDDLE RIVER, MARYLAND

SAMPLE ID:	ILSD-14	ILSD-14-D	ILSD-15	ILSD-16	ILSD-17	ILSD-18	ILSD-19
LABORATORY ID:	A9F110135004	A9F110135005	A9F120214001	A9F120214002	A9F150107006	A9F120214006	A9F120214007
SAMPLE DATE:	6/10/2009	6/10/2009	6/11/2009	6/11/2009	6/12/2009	6/11/2009	6/11/2009
LOCATION:	ILSD-14	ILSD-14	ILSD-15	ILSD-16	ILSD-17	ILSD-18	ILSD-19
METHYL TERT-BUTYL ETHER							
METHYLENE CHLORIDE							
N-BUTYLBENZENE							
N-PROPYLBENZENE							
O-XYLENE							
SEC-BUTYLBENZENE							
STYRENE							
TERT-AMYL METHYL ETHER							
TERT-BUTYLBENZENE							
TERTIARY-BUTYL ALCOHOL							
TETRACHLOROETHENE							
TOLUENE							
TOTAL XYLENES							
TRANS-1,2-DICHLOROETHENE							
TRANS-1,3-DICHLOROPROPENE							
TRICHLOROETHENE							
TRICHLOROFLUOROMETHANE							
VINYL ACETATE							
VINYL CHLORIDE							

TABLE E-4
ANALYTICAL RESULTS FOR SEDIMENT
LOCKHEED MARTIN MIDDLE RIVER COMPLEX - BLOCK E
MIDDLE RIVER, MARYLAND

SAMPLE ID:	ILSD-20	ILSD-23	ILSD-24	MHSD-2	MHSD-2-D	MHSD-3	MHSD-4
LABORATORY ID:	A9F120214005	A9F150107001	A9F150107003	A9F150107004	A9F150107009	A9F150107005	A9F120214008
SAMPLE DATE:	6/11/2009	6/12/2009	6/12/2009	6/12/2009	6/12/2009	6/12/2009	6/11/2009
LOCATION:	ILSD-20	ILSD-23	ILSD-24	MHSD-2	MHSD-2	MHSD-3	MHSD-4
VOLATILE SOILS (ug/kg)							
1,1,1,2-TETRACHLOROETHANE	0.78 U	0.86 U	0.78 U	3.3 UJ	3.6 UJ	1.2 U	20 UJ
1,1,1-TRICHLOROETHANE	0.71 U	0.77 U	0.7 U	3 UJ	3.3 UJ	1 U	14 UJ
1,1,2,2-TETRACHLOROETHANE	0.43 U	0.47 U	0.43 U	1.8 UJ	2 UJ	0.63 U	12 UJ
1,1,2-TRICHLOROTRIFLUOROETHANE	1.6 U	1.8 U	1.6 U	6.9 UJ	7.6 UJ	2.4 U	15 UJ
1,1-DICHLOROETHANE	0.45 U	0.5 U	0.45 U	1.9 UJ	2.1 UJ	0.67 U	11 UJ
1,1-DICHLOROETHENE	0.66 U	0.72 U	0.65 U	2.8 UJ	3.1 UJ	0.97 U	12 UJ
1,1-DICHLOROPROPENE	0.38 U	0.42 U	0.38 U	1.6 UJ	1.8 UJ	0.56 U	8.3 UJ
1,2,3-TRICHLOROBENZENE	0.48 U	0.53 U	0.48 U	18 B	20 B	0.71 U	8.6 UJ
1,2,3-TRICHLOROPROPANE	1.1 U	1.2 U	1.1 U	4.8 UJ	5.3 UJ	1.7 U	21 UJ
1,2,3-TRIMETHYLBENZENE	0.21 U	0.24 U	0.21 U	0.9 UJ	1 UJ	0.32 U	0.26 UJ
1,2,4-TRICHLOROBENZENE	0.34 U	0.37 U	0.34 U	33 J	72 J	0.5 U	45 J
1,2,4-TRIMETHYLBENZENE	0.82 U	0.9 U	0.81 U	3.4 UJ	3.8 UJ	1.2 U	39 UJ
1,2-DIBROMO-3-CHLOROPROPANE	1.6 U	1.8 U	1.6 U	6.9 UJ	7.6 UJ	2.4 U	90 UJ
1,2-DIBROMOETHANE	0.63 U	0.69 U	0.63 U	2.7 UJ	2.9 UJ	0.93 U	15 UJ
1,2-DICHLOROBENZENE	0.45 U	0.5 U	0.45 U	1.9 UJ	2.1 UJ	0.67 U	26 UJ
1,2-DICHLOROETHANE	0.43 U	0.47 U	0.43 U	1.8 UJ	2 UJ	0.63 U	14 UJ
1,2-DICHLOROPROPANE	0.87 U	0.95 U	0.86 U	3.7 UJ	4.1 UJ	1.3 U	11 UJ
1,3-DICHLOROBENZENE	0.44 U	0.48 U	0.44 U	3.4 J	24 J	0.65 U	61 J
1,3-DICHLOROPROPANE	0.43 U	0.47 U	0.43 U	1.8 UJ	2 UJ	0.63 U	11 UJ
1,4-DICHLOROBENZENE	0.83 U	0.91 U	0.83 U	14 J	51 J	1.2 U	150 J
2,2-DICHLOROPROPANE	1.2 U	1.3 U	1.2 U	5 UJ	5.5 UJ	1.8 U	9.3 UJ
2-BUTANONE	1.8 U	1.9 U	1.8 U	30 J	31 J	2.6 U	360 B
2-CHLOROETHYL VINYL ETHER	1.8 U	1.9 U	1.8 U	7.4 UJ	8.2 UJ	2.6 U	50 UJ
2-CHLOROTOLUENE	0.5 U	0.55 U	0.5 U	2.1 UJ	2.3 UJ	0.75 U	18 UJ
2-HEXANONE	0.79 U	0.87 U	0.79 U	3.3 UJ	3.7 UJ	1.2 U	36 UJ
4-CHLOROTOLUENE	0.52 U	0.57 U	0.51 U	2.2 UJ	2.4 UJ	0.76 U	36 UJ

TABLE E-4
ANALYTICAL RESULTS FOR SEDIMENT
LOCKHEED MARTIN MIDDLE RIVER COMPLEX - BLOCK E
MIDDLE RIVER, MARYLAND

SAMPLE ID:	ILSD-20	ILSD-23	ILSD-24	MHSD-2	MHSD-2-D	MHSD-3	MHSD-4
LABORATORY ID:	A9F120214005	A9F150107001	A9F150107003	A9F150107004	A9F150107009	A9F150107005	A9F120214008
SAMPLE DATE:	6/11/2009	6/12/2009	6/12/2009	6/12/2009	6/12/2009	6/12/2009	6/11/2009
LOCATION:	ILSD-20	ILSD-23	ILSD-24	MHSD-2	MHSD-2	MHSD-3	MHSD-4
4-ISOPROPYLTOLUENE	0.26 U	0.29 U	0.26 U	1.1 UJ	1.2 UJ	0.39 U	36 UJ
4-METHYL-2-PENTANONE	0.68 U	0.75 U	0.68 U	2.9 UJ	3.2 UJ	1 U	17 UJ
ACETONE	7.9 U	8.7 U	7.9 U	110 J	110 J	12 U	180 B
BENZENE	0.29 U	0.32 U	0.29 U	1.2 UJ	1.4 UJ	0.43 U	61 J
BROMOBENZENE	0.89 U	0.98 U	0.89 U	3.8 UJ	4.2 UJ	1.3 U	17 UJ
BROMOCHLOROMETHANE	0.89 U	0.98 U	0.89 U	3.8 UJ	4.2 UJ	1.3 U	18 UJ
BROMODICHLOROMETHANE	0.35 U	0.39 U	0.35 U	1.5 UJ	1.6 UJ	0.52 U	18 UJ
BROMOFORM	0.42 U	0.46 U	0.41 U	1.7 UJ	1.9 UJ	0.62 U	20 UJ
BROMOMETHANE	0.68 U	0.75 U	0.68 U	2.9 UJ	3.2 UJ	1 U	38 UJ
CARBON DISULFIDE	0.55 U	0.61 U	0.55 U	2.3 UJ	2.6 UJ	0.82 U	30 UJ
CARBON TETRACHLORIDE	0.47 U	0.51 U	0.46 U	2 UJ	2.2 UJ	0.69 U	18 UJ
CHLOROBENZENE	0.42 U	0.46 U	0.41 U	1.7 UJ	1.9 UJ	0.62 U	2500 J
CHLORODIBROMOMETHANE	0.69 U	0.76 U	0.69 U	2.9 UJ	3.2 UJ	1 U	10 UJ
CHLOROETHANE	1.1 U	1.2 U	1.1 U	4.6 UJ	5 UJ	1.6 U	98 UJ
CHLOROFORM	0.37 U	0.4 U	0.36 U	1.5 UJ	1.7 UJ	0.54 U	18 UJ
CHLOROMETHANE	0.52 U	0.57 U	0.51 U	2.2 UJ	2.4 UJ	0.76 U	7.8 UJ
CIS-1,2-DICHLOROETHENE	0.45 U	0.5 U	0.78 J	1.9 UJ	2.1 UJ	0.67 U	21 UJ
CIS-1,3-DICHLOROPROPENE	0.43 U	0.47 U	0.43 U	1.8 UJ	2 UJ	0.63 U	8.3 UJ
DIBROMOMETHANE	0.79 U	0.87 U	0.79 U	3.3 UJ	3.7 UJ	1.2 U	9.8 UJ
DICHLORODIFLUOROMETHANE	0.63 U	0.69 U	0.63 U	2.7 UJ	2.9 UJ	0.93 U	8.1 UJ
DIISOPROPYL ETHER	1.9 U	2.1 U	1.9 U	8 UJ	8.8 UJ	2.8 U	56 UJ
ETHYL TERT-BUTYL ETHER	0.28 U	0.3 U	0.28 U	1.2 UJ	1.3 UJ	0.41 U	0.33 UJ
ETHYLBENZENE	0.33 U	0.36 U	0.33 U	1.4 UJ	1.5 UJ	0.49 U	10 UJ
HEXACHLOROBUTADIENE	1.5 U	1.7 U	1.5 U	6.4 UJ	7 UJ	2.2 U	15 UJ
ISOPROPYLBENZENE	0.2 U	0.22 U	0.2 U	0.85 UJ	0.94 UJ	0.3 U	7.7 UJ
M+P-XYLENES	1.5 U	1.7 U	1.5 U	6.4 UJ	7 UJ	2.2 U	17 UJ
METHYL TERT-BUTYL ETHER	0.54 U	0.6 U	0.54 U	2.3 UJ	2.5 UJ	0.8 U	15 UJ

TABLE E-4
ANALYTICAL RESULTS FOR SEDIMENT
LOCKHEED MARTIN MIDDLE RIVER COMPLEX - BLOCK E
MIDDLE RIVER, MARYLAND

SAMPLE ID:	ILSD-20	ILSD-23	ILSD-24	MHSD-2	MHSD-2-D	MHSD-3	MHSD-4
LABORATORY ID:	A9F120214005	A9F150107001	A9F150107003	A9F150107004	A9F150107009	A9F150107005	A9F120214008
SAMPLE DATE:	6/11/2009	6/12/2009	6/12/2009	6/12/2009	6/12/2009	6/12/2009	6/11/2009
LOCATION:	ILSD-20	ILSD-23	ILSD-24	MHSD-2	MHSD-2	MHSD-3	MHSD-4
METHYLENE CHLORIDE	0.84 U	0.93 U	0.84 U	3.6 UJ	3.9 UJ	1.2 U	150 UJ
N-BUTYLBENZENE	0.29 U	0.32 U	0.29 U	1.2 UJ	1.4 UJ	0.43 U	20 UJ
N-PROPYLBENZENE	0.5 U	0.55 U	0.5 U	2.1 UJ	2.3 UJ	0.75 U	8.4 UJ
O-XYLENE	0.44 U	0.48 U	0.44 U	1.9 UJ	2.1 UJ	0.65 U	7.4 UJ
SEC-BUTYLBENZENE	0.23 U	0.25 U	0.23 U	0.95 UJ	1.1 UJ	0.34 U	36 UJ
STYRENE	0.19 U	0.21 U	0.19 U	0.8 UJ	0.88 UJ	0.28 U	42 UJ
TERT-AMYL METHYL ETHER	0.47 U	0.51 U	0.46 U	2 UJ	2.2 UJ	0.69 U	0.56 UJ
TERT-BUTYLBENZENE	0.37 U	0.4 U	0.36 U	1.5 UJ	1.7 UJ	0.54 U	7.2 UJ
TERTIARY-BUTYL ALCOHOL	9.6 UR	11 UR	9.5 UR	40 UR	45 UR	14 UR	380 UR
TETRACHLOROETHENE	0.66 U	0.72 U	0.65 U	2.8 UJ	3.1 UJ	0.97 U	14 UJ
TOLUENE	3.5 J	0.37 U	0.34 U	1.4 UJ	1.6 UJ	0.5 U	14 UJ
TOTAL XYLENES	0.84 U	0.93 U	0.84 U	3.6 UJ	3.9 UJ	1.2 U	23 UJ
TRANS-1,2-DICHLOROETHENE	0.52 U	0.57 U	0.51 U	2.2 UJ	2.4 UJ	0.76 U	17 UJ
TRANS-1,3-DICHLOROPROPENE	0.68 U	0.75 U	0.68 U	2.9 UJ	3.2 UJ	1 U	8.1 UJ
TRICHLOROETHENE	0.53 U	0.58 U	5.2 J	2.2 UJ	2.5 UJ	0.78 U	18 UJ
TRICHLOROFLUOROMETHANE	0.43 U	0.47 U	0.43 U	1.8 UJ	2 UJ	0.63 U	12 UJ
VINYL ACETATE	0.31 U	0.35 U	0.31 U	1.3 UJ	1.5 UJ	0.47 U	26 UJ
VINYL CHLORIDE	0.49 U	0.54 U	0.49 U	2.1 UJ	2.3 UJ	0.73 U	24 UJ
POLYNUCLEAR AROMATIC HYDROCARBONS							
1-METHYLNAPHTHALENE	12	20	11 U	11 UJ	12 UJ	3.9 U	190
2-METHYLNAPHTHALENE	28	4.2 U	7.5 U	8 UJ	8.8 UJ	2.8 U	180
ACENAPHTHENE	25	60	6.5 U	6.9 UJ	7.6 UJ	25	180
ACENAPHTHYLENE	45	65	6 U	6.4 UJ	7 UJ	27	110
ANTHRACENE	87	210	64	55 J	59 J	91	460
BENZO(A)ANTHRACENE	280	1400	190	220 J	260 J	510	1300
BENZO(A)PYRENE	300	1200	260	370 J	390 J	500	1500
BENZO(B)FLUORANTHENE	430	1600	280	850 J	850 J	710	2200

TABLE E-4
ANALYTICAL RESULTS FOR SEDIMENT
LOCKHEED MARTIN MIDDLE RIVER COMPLEX - BLOCK E
MIDDLE RIVER, MARYLAND

SAMPLE ID:	ILSD-20	ILSD-23	ILSD-24	MHSD-2	MHSD-2-D	MHSD-3	MHSD-4
LABORATORY ID:	A9F120214005	A9F150107001	A9F150107003	A9F150107004	A9F150107009	A9F150107005	A9F120214008
SAMPLE DATE:	6/11/2009	6/12/2009	6/12/2009	6/12/2009	6/12/2009	6/12/2009	6/11/2009
LOCATION:	ILSD-20	ILSD-23	ILSD-24	MHSD-2	MHSD-2	MHSD-3	MHSD-4
BENZO(G,H,I)PERYLENE	240	800	200	420 J	340 J	430	1100
BENZO(K)FLUORANTHENE	200	690	110	280 J	260 J	340	800
CHRYSENE	310	1700	280	690 J	450 J	410	1500
DIBENZO(A,H)ANTHRACENE	70	260	6.5 U	190 J	190 J	120	320
FLUORANTHENE	610	3000	390	340 J	280 J	970	3500
FLUORENE	40	66	6 U	6.4 UJ	7 UJ	26	210
INDENO(1,2,3-CD)PYRENE	180	650	200	350 J	320 J	330	860
NAPHTHALENE	33	23	8 U	8.5 UJ	9.4 UJ	13	530
PHENANTHRENE	260	1300	290	42 J	65 J	390	1500
PYRENE	430	2700	430	410 J	400 J	840	2300
PESTICIDES/PCBs (ug/kg)							
AROCLOR-1016	2500 U	280 U	250 U	1100 UJ	1200 UJ	3700 U	3000 U
AROCLOR-1221	2500 U	280 U	250 U	1100 UJ	1200 UJ	3700 U	3000 U
AROCLOR-1232	2500 U	280 U	250 U	1100 UJ	1200 UJ	3700 U	3000 U
AROCLOR-1242	2500 U	280 U	250 U	1100 UJ	1200 UJ	3700 U	3000 U
AROCLOR-1248	2500 U	280 U	250 U	1100 UJ	1200 UJ	3700 U	3000 U
AROCLOR-1254	2500 U	280 U	250 U	1100 UJ	1200 UJ	3700 U	3000 U
AROCLOR-1260	16000	810	250 U	3100 J	3900 J	91000	31000
INORGANICS (mg/kg)							
ANTIMONY	0.37 L	1 L	0.64 L	10.2 J	14 J	1.1 L	1.4 L
ARSENIC	3.5	3.3	1.6	60.2 J	73.6 J	8.8	3.6
BARIUM	47.8 J	113	193	439 J	600 J	210	205 J
BERYLLIUM	0.45	1.3	1.8	6.4 J	6.7 J	1.5	0.71
CADMIUM	0.48 L	3.1	1.8	3 J	2.5 J	2	1.7
CHROMIUM	19.1 J	28.5	33.1	27.6 J	54 J	40.3	47.2 J
COBALT	4.5 J	5.5	3.7	70.8 J	93.6 J	24	5.6 J
COPPER	11.1 K	15.7	15.9	237 J	325 J	16.2	14.9 K

TABLE E-4
ANALYTICAL RESULTS FOR SEDIMENT
LOCKHEED MARTIN MIDDLE RIVER COMPLEX - BLOCK E
MIDDLE RIVER, MARYLAND

SAMPLE ID:	ILSD-20	ILSD-23	ILSD-24	MHSD-2	MHSD-2-D	MHSD-3	MHSD-4
LABORATORY ID:	A9F120214005	A9F150107001	A9F150107003	A9F150107004	A9F150107009	A9F150107005	A9F120214008
SAMPLE DATE:	6/11/2009	6/12/2009	6/12/2009	6/12/2009	6/12/2009	6/12/2009	6/11/2009
LOCATION:	ILSD-20	ILSD-23	ILSD-24	MHSD-2	MHSD-2	MHSD-3	MHSD-4
IRON	13800 J	16700	9890	176000 J	289000 J	37200	11700 J
LEAD	29.9 J	138	39.7	127 J	187 J	100	198 J
MANGANESE	221 J	853	1690	602 J	1070 J	1560	254 J
MERCURY	0.063	0.031	0.021 U	0.15 J	0.24 J	0.05	0.35
MOLYBDENUM	0.74	1.2	0.92	2 B	3.2 J	0.8	1.2
NICKEL	8.6 J	61.9	7	187 J	248 J	21.2	14.5 J
SELENIUM	0.53 L	0.83 L	1.2 L	2.3 J	2.4 J	0.94 L	0.44 L
SILVER	0.074 K	0.1 K	0.054 K	0.31 J	0.42 J	0.19 K	0.13 K
THALLIUM	0.085 B	0.032 B	0.015 U	0.064 UJ	0.28 B	0.051 B	0.034 B
VANADIUM	27.7 J	36.8 L	36.4 L	32.8 J	57.3 J	73.9 L	21.6 J
ZINC	48.4	489	188	666 J	831 J	266	317
MISCELLANEOUS (F)							
FLASHPOINT			180 >	180 >			180 >
MISCELLANEOUS (mg/kg)							
CYANIDE			1.9	0.72			0.31 B
REACTIVE SULFIDE			260	117 U			193
MISCELLANEOUS (S.U.)							
CORROSIVITY			8.4	7.2			7.7
TCLPH(mg/L)							
2,4,5-TP (SILVEX)			0.00016 U	0.00016 U			0.00016 U
2,4-D			0.0015 U	0.0015 U			0.0015 U
TCLPM (mg/L)							
ARSENIC			0.0032 U	0.0032 U			0.0055
BARIUM			0.51 B	2.1			0.95
CADMIUM			0.012	0.005			0.011
CHROMIUM			0.0039	0.0022 U			0.0055
LEAD			0.005	0.0019 U			0.26

TABLE E-4
ANALYTICAL RESULTS FOR SEDIMENT
LOCKHEED MARTIN MIDDLE RIVER COMPLEX - BLOCK E
MIDDLE RIVER, MARYLAND

SAMPLE ID:	ILSD-20	ILSD-23	ILSD-24	MHSD-2	MHSD-2-D	MHSD-3	MHSD-4
LABORATORY ID:	A9F120214005	A9F150107001	A9F150107003	A9F150107004	A9F150107009	A9F150107005	A9F120214008
SAMPLE DATE:	6/11/2009	6/12/2009	6/12/2009	6/12/2009	6/12/2009	6/12/2009	6/11/2009
LOCATION:	ILSD-20	ILSD-23	ILSD-24	MHSD-2	MHSD-2	MHSD-3	MHSD-4
MERCURY			0.00012 U	0.00012 U			0.00014
SELENIUM			0.005 B	0.0048 B			0.0073 B
SILVER			0.0022 U	0.0022 U			0.0022 U
TCLPP(ug/L)							
CHLORDANE (TECHNICAL)			0.033 U	0.033 U			0.033 U
ENDRIN			0.011 U	0.011 U			0.011 U
GAMMA-BHC (LINDANE)			0.0064 U	0.0064 U			0.0064 U
HEPTACHLOR			0.008 U	0.008 U			0.008 U
HEPTACHLOR EPOXIDE			0.0071 U	0.0071 U			0.0071 U
METHOXYCHLOR			0.032 U	0.032 U			0.032 U
TOXAPHENE			0.32 U	0.32 U			0.32 U
TCLPS(mg/L)							
1,4-DICHLOROBENZENE			0.00034 U	0.00034 U			0.00034 U
2,4,5-TRICHLOROPHENOL			0.0003 U	0.0003 U			0.0003 U
2,4,6-TRICHLOROPHENOL			0.0008 U	0.0008 U			0.0008 U
2,4-DINITROTOLUENE			0.00027 U	0.00027 U			0.00027 U
2-METHYLPHENOL			0.0008 U	0.0008 U			0.0008 U
3&4-METHYLPHENOL			0.00075 U	0.00075 U			0.00075 U
HEXACHLOROBENZENE			0.0001 U	0.0001 U			0.0001 U
HEXACHLOROBUTADIENE			0.00027 U	0.00027 U			0.00027 U
HEXACHLOROETHANE			0.0008 U	0.0008 U			0.0008 U
NITROBENZENE			0.00004 U	0.00004 U			0.00004 U
PENTACHLOROPHENOL			0.0024 U	0.0024 U			0.0024 U
PYRIDINE			0.0037 J	0.0035 U			0.00035 U
TCLPV (mg/L)							
1,1-DICHLOROETHENE			0.00019 U	0.00019 U			0.00019 U
1,2-DICHLOROETHANE			0.00022 U	0.00022 U			0.00022 U

TABLE E-4
ANALYTICAL RESULTS FOR SEDIMENT
LOCKHEED MARTIN MIDDLE RIVER COMPLEX - BLOCK E
MIDDLE RIVER, MARYLAND

SAMPLE ID:	ILSD-20	ILSD-23	ILSD-24	MHSD-2	MHSD-2-D	MHSD-3	MHSD-4
LABORATORY ID:	A9F120214005	A9F150107001	A9F150107003	A9F150107004	A9F150107009	A9F150107005	A9F120214008
SAMPLE DATE:	6/11/2009	6/12/2009	6/12/2009	6/12/2009	6/12/2009	6/12/2009	6/11/2009
LOCATION:	ILSD-20	ILSD-23	ILSD-24	MHSD-2	MHSD-2	MHSD-3	MHSD-4
2-BUTANONE			0.00057 U	0.00057 U			0.00057 U
BENZENE			0.00013 U	0.00013 U			0.00013 U
CARBON TETRACHLORIDE			0.00013 U	0.00013 U			0.00013 U
CHLOROBENZENE			0.00015 U	0.00015 U			0.11
CHLOROFORM			0.00016 U	0.00016 U			0.00016 U
TETRACHLOROETHENE			0.00029 U	0.00029 U			0.00029 U
TRICHLOROETHENE			0.00017 U	0.00017 U			0.00017 U
VINYL CHLORIDE			0.00022 U	0.00022 U			0.00022 U
INORGANICS (ug/L)							
ANTIMONY							
ARSENIC							
BARIUM							
BERYLLIUM							
CADMIUM							
CHROMIUM							
COBALT							
COPPER							
IRON							
LEAD							
MANGANESE							
MERCURY							
MOLYBDENUM							
NICKEL							
SELENIUM							
SILVER							
THALLIUM							
VANADIUM							

TABLE E-4
ANALYTICAL RESULTS FOR SEDIMENT
LOCKHEED MARTIN MIDDLE RIVER COMPLEX - BLOCK E
MIDDLE RIVER, MARYLAND

SAMPLE ID:	ILSD-20	ILSD-23	ILSD-24	MHSD-2	MHSD-2-D	MHSD-3	MHSD-4
LABORATORY ID:	A9F120214005	A9F150107001	A9F150107003	A9F150107004	A9F150107009	A9F150107005	A9F120214008
SAMPLE DATE:	6/11/2009	6/12/2009	6/12/2009	6/12/2009	6/12/2009	6/12/2009	6/11/2009
LOCATION:	ILSD-20	ILSD-23	ILSD-24	MHSD-2	MHSD-2	MHSD-3	MHSD-4
ZINC							
PESTICIDES/PCBs (ug/L)							
AROCLOR-1016							
AROCLOR-1221							
AROCLOR-1232							
AROCLOR-1242							
AROCLOR-1248							
AROCLOR-1254							
AROCLOR-1260							
POLY AROMATIC HYDROCARBONS (ug/l)							
1-METHYLNAPHTHALENE							
2-METHYLNAPHTHALENE							
ACENAPHTHENE							
ACENAPHTHYLENE							
ANTHRACENE							
BENZO(A)ANTHRACENE							
BENZO(A)PYRENE							
BENZO(B)FLUORANTHENE							
BENZO(G,H,I)PERYLENE							
BENZO(K)FLUORANTHENE							
CHRYSENE							
DIBENZO(A,H)ANTHRACENE							
FLUORANTHENE							
FLUORENE							
INDENO(1,2,3-CD)PYRENE							
NAPHTHALENE							
PHENANTHRENE							

TABLE E-4
ANALYTICAL RESULTS FOR SEDIMENT
LOCKHEED MARTIN MIDDLE RIVER COMPLEX - BLOCK E
MIDDLE RIVER, MARYLAND

SAMPLE ID:	ILSD-20	ILSD-23	ILSD-24	MHSD-2	MHSD-2-D	MHSD-3	MHSD-4
LABORATORY ID:	A9F120214005	A9F150107001	A9F150107003	A9F150107004	A9F150107009	A9F150107005	A9F120214008
SAMPLE DATE:	6/11/2009	6/12/2009	6/12/2009	6/12/2009	6/12/2009	6/12/2009	6/11/2009
LOCATION:	ILSD-20	ILSD-23	ILSD-24	MHSD-2	MHSD-2	MHSD-3	MHSD-4
PYRENE							
VOLATILES (ug/L)							
1,1,1,2-TETRACHLOROETHANE							
1,1,1-TRICHLOROETHANE							
1,1,2,2-TETRACHLOROETHANE							
1,1,2-TRICHLOROTRIFLUOROETHANE							
1,1-DICHLOROETHANE							
1,1-DICHLOROETHENE							
1,1-DICHLOROPROPENE							
1,2,3-TRICHLOROBENZENE							
1,2,3-TRICHLOROPROPANE							
1,2,3-TRIMETHYLBENZENE							
1,2,4-TRICHLOROBENZENE							
1,2,4-TRIMETHYLBENZENE							
1,2-DIBROMO-3-CHLOROPROPANE							
1,2-DIBROMOETHANE							
1,2-DICHLOROBENZENE							
1,2-DICHLOROETHANE							
1,2-DICHLOROPROPANE							
1,3-DICHLOROBENZENE							
1,3-DICHLOROPROPANE							
1,4-DICHLOROBENZENE							
2,2-DICHLOROPROPANE							
2-BUTANONE							
2-CHLOROETHYL VINYL ETHER							
2-CHLOROTOLUENE							
2-HEXANONE							

TABLE E-4
ANALYTICAL RESULTS FOR SEDIMENT
LOCKHEED MARTIN MIDDLE RIVER COMPLEX - BLOCK E
MIDDLE RIVER, MARYLAND

SAMPLE ID:	ILSD-20	ILSD-23	ILSD-24	MHSD-2	MHSD-2-D	MHSD-3	MHSD-4
LABORATORY ID:	A9F120214005	A9F150107001	A9F150107003	A9F150107004	A9F150107009	A9F150107005	A9F120214008
SAMPLE DATE:	6/11/2009	6/12/2009	6/12/2009	6/12/2009	6/12/2009	6/12/2009	6/11/2009
LOCATION:	ILSD-20	ILSD-23	ILSD-24	MHSD-2	MHSD-2	MHSD-3	MHSD-4
4-CHLOROTOLUENE							
4-ISOPROPYLTOLUENE							
4-METHYL-2-PENTANONE							
ACETONE							
BENZENE							
BROMOBENZENE							
BROMOCHLOROMETHANE							
BROMODICHLOROMETHANE							
BROMOFORM							
BROMOMETHANE							
CARBON DISULFIDE							
CARBON TETRACHLORIDE							
CHLOROBENZENE							
CHLORODIBROMOMETHANE							
CHLOROETHANE							
CHLOROFORM							
CHLOROMETHANE							
CIS-1,2-DICHLOROETHENE							
CIS-1,3-DICHLOROPROPENE							
DIBROMOMETHANE							
DICHLORODIFLUOROMETHANE							
DIISOPROPYL ETHER							
ETHYL TERT-BUTYL ETHER							
ETHYLBENZENE							
HEXACHLOROBUTADIENE							
ISOPROPYLBENZENE							
M+P-XYLENES							

TABLE E-4
ANALYTICAL RESULTS FOR SEDIMENT
LOCKHEED MARTIN MIDDLE RIVER COMPLEX - BLOCK E
MIDDLE RIVER, MARYLAND

SAMPLE ID:	ILSD-20	ILSD-23	ILSD-24	MHSD-2	MHSD-2-D	MHSD-3	MHSD-4
LABORATORY ID:	A9F120214005	A9F150107001	A9F150107003	A9F150107004	A9F150107009	A9F150107005	A9F120214008
SAMPLE DATE:	6/11/2009	6/12/2009	6/12/2009	6/12/2009	6/12/2009	6/12/2009	6/11/2009
LOCATION:	ILSD-20	ILSD-23	ILSD-24	MHSD-2	MHSD-2	MHSD-3	MHSD-4
METHYL TERT-BUTYL ETHER							
METHYLENE CHLORIDE							
N-BUTYLBENZENE							
N-PROPYLBENZENE							
O-XYLENE							
SEC-BUTYLBENZENE							
STYRENE							
TERT-AMYL METHYL ETHER							
TERT-BUTYLBENZENE							
TERTIARY-BUTYL ALCOHOL							
TETRACHLOROETHENE							
TOLUENE							
TOTAL XYLENES							
TRANS-1,2-DICHLOROETHENE							
TRANS-1,3-DICHLOROPROPENE							
TRICHLOROETHENE							
TRICHLOROFLUOROMETHANE							
VINYL ACETATE							
VINYL CHLORIDE							

TABLE E-4
ANALYTICAL RESULTS FOR SEDIMENT
LOCKHEED MARTIN MIDDLE RIVER COMPLEX - BLOCK E
MIDDLE RIVER, MARYLAND

	SAMPLE ID:	MHSD-7	MHSD-7A
	LABORATORY ID:	A9F120214010	A9F120214009
	SAMPLE DATE:	6/11/2009	6/11/2009
	LOCATION:	MHSD-7	MHSD-7A
VOLATILE SOILS (ug/kg)			
1,1,1,2-TETRACHLOROETHANE		3.1 U	0.89 U
1,1,1-TRICHLOROETHANE		2.8 U	0.81 U
1,1,2,2-TETRACHLOROETHANE		1.7 U	0.49 U
1,1,2-TRICHLOROTRIFLUOROETHANE		6.5 U	1.9 U
1,1-DICHLOROETHANE		2.5 J	0.52 U
1,1-DICHLOROETHENE		2.6 U	0.75 U
1,1-DICHLOROPROPENE		1.5 U	0.43 U
1,2,3-TRICHLOROBENZENE		1.9 U	0.55 U
1,2,3-TRICHLOROPROPANE		4.5 U	1.3 U
1,2,3-TRIMETHYLBENZENE		0.85 U	0.24 U
1,2,4-TRICHLOROBENZENE		1.4 U	0.39 U
1,2,4-TRIMETHYLBENZENE		3.3 U	0.94 U
1,2-DIBROMO-3-CHLOROPROPANE		6.5 U	1.9 U
1,2-DIBROMOETHANE		2.5 U	0.72 U
1,2-DICHLOROBENZENE		33	0.52 U
1,2-DICHLOROETHANE		1.7 U	0.49 U
1,2-DICHLOROPROPANE		3.5 U	0.99 U
1,3-DICHLOROBENZENE		320	0.5 U
1,3-DICHLOROPROPANE		1.7 U	0.49 U
1,4-DICHLOROBENZENE		480	0.95 U
2,2-DICHLOROPROPANE		4.7 U	1.4 U
2-BUTANONE		12 J	2 U
2-CHLOROETHYL VINYL ETHER		7 U	2 U
2-CHLOROTOLUENE		2 U	0.58 U
2-HEXANONE		3.2 U	0.91 U
4-CHLOROTOLUENE		2.1 U	0.59 U

TABLE E-4
ANALYTICAL RESULTS FOR SEDIMENT
LOCKHEED MARTIN MIDDLE RIVER COMPLEX - BLOCK E
MIDDLE RIVER, MARYLAND

	SAMPLE ID:	MHSD-7	MHSD-7A
	LABORATORY ID:	A9F120214010	A9F120214009
	SAMPLE DATE:	6/11/2009	6/11/2009
	LOCATION:	MHSD-7	MHSD-7A
4-ISOPROPYLTOLUENE		1.3 J	0.3 U
4-METHYL-2-PENTANONE		2.7 U	0.78 U
ACETONE		44 J	9.1 U
BENZENE		3.1 J	0.33 U
BROMOBENZENE		3.6 U	1 U
BROMOCHLOROMETHANE		3.6 U	1 U
BROMODICHLOROMETHANE		1.4 U	0.4 U
BROMOFORM		1.7 U	0.48 U
BROMOMETHANE		2.7 U	0.78 U
CARBON DISULFIDE		2.2 U	0.63 U
CARBON TETRACHLORIDE		1.9 U	0.53 U
CHLOROBENZENE		310	0.52 J
CHLORODIBROMOMETHANE		2.8 U	0.79 U
CHLOROETHANE		4.3 U	1.2 U
CHLOROFORM		1.5 U	0.42 U
CHLOROMETHANE		2.1 U	0.59 U
CIS-1,2-DICHLOROETHENE		1.8 U	0.52 U
CIS-1,3-DICHLOROPROPENE		1.7 U	0.49 U
DIBROMOMETHANE		3.2 U	0.91 U
DICHLORODIFLUOROMETHANE		2.5 U	0.72 U
DIISOPROPYL ETHER		7.5 U	2.2 U
ETHYL TERT-BUTYL ETHER		1.1 U	0.32 U
ETHYLBENZENE		1.3 U	0.37 U
HEXACHLOROBUTADIENE		6 U	1.7 U
ISOPROPYLBENZENE		2.6 J	0.23 U
M+P-XYLENES		6 U	1.7 U
METHYL TERT-BUTYL ETHER		2.2 U	0.62 U

TABLE E-4
ANALYTICAL RESULTS FOR SEDIMENT
LOCKHEED MARTIN MIDDLE RIVER COMPLEX - BLOCK E
MIDDLE RIVER, MARYLAND

	SAMPLE ID:	MHSD-7	MHSD-7A
	LABORATORY ID:	A9F120214010	A9F120214009
	SAMPLE DATE:	6/11/2009	6/11/2009
	LOCATION:	MHSD-7	MHSD-7A
METHYLENE CHLORIDE		3.4 U	0.97 U
N-BUTYLBENZENE		1.2 U	0.33 U
N-PROPYLBENZENE		2 U	0.58 U
O-XYLENE		1.8 U	0.5 U
SEC-BUTYLBENZENE		3.1 J	0.26 U
STYRENE		0.75 U	0.22 U
TERT-AMYL METHYL ETHER		1.9 U	0.53 U
TERT-BUTYLBENZENE		1.5 U	0.42 U
TERTIARY-BUTYL ALCOHOL		38 UR	11 UR
TETRACHLOROETHENE		2.6 U	0.75 U
TOLUENE		1.4 J	0.39 U
TOTAL XYLENES		3.4 U	0.97 U
TRANS-1,2-DICHLOROETHENE		2.1 U	0.59 U
TRANS-1,3-DICHLOROPROPENE		2.7 U	0.78 U
TRICHLOROETHENE		2.1 U	0.61 U
TRICHLOROFLUOROMETHANE		1.7 U	0.49 U
VINYL ACETATE		1.3 U	0.36 U
VINYL CHLORIDE		2 U	0.56 U
POLYNUCLEAR AROMATIC HYDROCARBONS			
1-METHYLNAPHTHALENE		21 U	490
2-METHYLNAPHTHALENE		15 U	600
ACENAPHTHENE		210	3600
ACENAPHTHYLENE		130	1400
ANTHRACENE		510	10000
BENZO(A)ANTHRACENE		2400	38000
BENZO(A)PYRENE		2600	37000
BENZO(B)FLUORANTHENE		4500	48000

TABLE E-4
ANALYTICAL RESULTS FOR SEDIMENT
LOCKHEED MARTIN MIDDLE RIVER COMPLEX - BLOCK E
MIDDLE RIVER, MARYLAND

	SAMPLE ID:	MHSD-7	MHSD-7A
	LABORATORY ID:	A9F120214010	A9F120214009
	SAMPLE DATE:	6/11/2009	6/11/2009
	LOCATION:	MHSD-7	MHSD-7A
BENZO(G,H,I)PERYLENE		2300	26000
BENZO(K)FLUORANTHENE		1900	21000
CHRYSENE		2900	37000
DIBENZO(A,H)ANTHRACENE		730	8200
FLUORANTHENE		5600	71000
FLUORENE		310	2900
INDENO(1,2,3-CD)PYRENE		2000	22000
NAPHTHALENE		16 U	910
PHENANTHRENE		1500	27000
PYRENE		4200	59000
PESTICIDES/PCBs (ug/kg)			
AROCLOR-1016		1000 U	1400 U
AROCLOR-1221		1000 U	1400 U
AROCLOR-1232		1000 U	1400 U
AROCLOR-1242		1000 U	1400 U
AROCLOR-1248		10000	1400 U
AROCLOR-1254		1000 U	1400 U
AROCLOR-1260		15000	14000
INORGANICS (mg/kg)			
ANTIMONY		4.8 L	14.3 L
ARSENIC		9.2	6.2
BARIUM		124 J	245 J
BERYLLIUM		4.5	1.3
CADMIUM		5.5	4.9
CHROMIUM		120 J	74.1 J
COBALT		29.5 J	5.2 J
COPPER		59.4 K	31.5 K

TABLE E-4
ANALYTICAL RESULTS FOR SEDIMENT
LOCKHEED MARTIN MIDDLE RIVER COMPLEX - BLOCK E
MIDDLE RIVER, MARYLAND

	SAMPLE ID:	MHSD-7	MHSD-7A
	LABORATORY ID:	A9F120214010	A9F120214009
	SAMPLE DATE:	6/11/2009	6/11/2009
	LOCATION:	MHSD-7	MHSD-7A
IRON		53300 J	15700 J
LEAD		235 J	163 J
MANGANESE		328 J	1320 J
MERCURY		0.95	0.027
MOLYBDENUM		3.3	3.1
NICKEL		50 J	28.9 J
SELENIUM		2.1 L	0.96 L
SILVER		0.5 K	0.33 K
THALLIUM		0.18 B	0.35 U
VANADIUM		160 J	82.5 J
ZINC		527	424
MISCELLANEOUS (F)			
FLASHPOINT			
MISCELLANEOUS (mg/kg)			
CYANIDE			
REACTIVE SULFIDE			
MISCELLANEOUS (S.U.)			
CORROSIVITY			
TCLPH(mg/L)			
2,4,5-TP (SILVEX)			
2,4-D			
TCLPM (mg/L)			
ARSENIC			
BARIUM			
CADMIUM			
CHROMIUM			
LEAD			

TABLE E-4
ANALYTICAL RESULTS FOR SEDIMENT
LOCKHEED MARTIN MIDDLE RIVER COMPLEX - BLOCK E
MIDDLE RIVER, MARYLAND

	SAMPLE ID:	MHSD-7	MHSD-7A
	LABORATORY ID:	A9F120214010	A9F120214009
	SAMPLE DATE:	6/11/2009	6/11/2009
	LOCATION:	MHSD-7	MHSD-7A
MERCURY			
SELENIUM			
SILVER			
TCLPP(ug/L)			
CHLORDANE (TECHNICAL)			
ENDRIN			
GAMMA-BHC (LINDANE)			
HEPTACHLOR			
HEPTACHLOR EPOXIDE			
METHOXYCHLOR			
TOXAPHENE			
TCLPS(mg/L)			
1,4-DICHLOROBENZENE			
2,4,5-TRICHLOROPHENOL			
2,4,6-TRICHLOROPHENOL			
2,4-DINITROTOLUENE			
2-METHYLPHENOL			
3&4-METHYLPHENOL			
HEXACHLOROBENZENE			
HEXACHLOROBUTADIENE			
HEXACHLOROETHANE			
NITROBENZENE			
PENTACHLOROPHENOL			
PYRIDINE			
TCLPV (mg/L)			
1,1-DICHLOROETHENE			
1,2-DICHLOROETHANE			

TABLE E-4
ANALYTICAL RESULTS FOR SEDIMENT
LOCKHEED MARTIN MIDDLE RIVER COMPLEX - BLOCK E
MIDDLE RIVER, MARYLAND

SAMPLE ID:	**MHSD-7**	**MHSD-7A**
LABORATORY ID:	**A9F120214010**	**A9F120214009**
SAMPLE DATE:	**6/11/2009**	**6/11/2009**
LOCATION:	**MHSD-7**	**MHSD-7A**
2-BUTANONE		
BENZENE		
CARBON TETRACHLORIDE		
CHLOROBENZENE		
CHLOROFORM		
TETRACHLOROETHENE		
TRICHLOROETHENE		
VINYL CHLORIDE		
INORGANICS (ug/L)		
ANTIMONY		
ARSENIC		
BARIUM		
BERYLLIUM		
CADMIUM		
CHROMIUM		
COBALT		
COPPER		
IRON		
LEAD		
MANGANESE		
MERCURY		
MOLYBDENUM		
NICKEL		
SELENIUM		
SILVER		
THALLIUM		
VANADIUM		

TABLE E-4
ANALYTICAL RESULTS FOR SEDIMENT
LOCKHEED MARTIN MIDDLE RIVER COMPLEX - BLOCK E
MIDDLE RIVER, MARYLAND

SAMPLE ID:	**MHSD-7**	**MHSD-7A**
LABORATORY ID:	**A9F120214010**	**A9F120214009**
SAMPLE DATE:	**6/11/2009**	**6/11/2009**
LOCATION:	**MHSD-7**	**MHSD-7A**
ZINC		
PESTICIDES/PCBs (ug/L)		
AROCLOR-1016		
AROCLOR-1221		
AROCLOR-1232		
AROCLOR-1242		
AROCLOR-1248		
AROCLOR-1254		
AROCLOR-1260		
POLY AROMATIC HYDROCARBONS (ug/l)		
1-METHYLNAPHTHALENE		
2-METHYLNAPHTHALENE		
ACENAPHTHENE		
ACENAPHTHYLENE		
ANTHRACENE		
BENZO(A)ANTHRACENE		
BENZO(A)PYRENE		
BENZO(B)FLUORANTHENE		
BENZO(G,H,I)PERYLENE		
BENZO(K)FLUORANTHENE		
CHRYSENE		
DIBENZO(A,H)ANTHRACENE		
FLUORANTHENE		
FLUORENE		
INDENO(1,2,3-CD)PYRENE		
NAPHTHALENE		
PHENANTHRENE		

TABLE E-4
ANALYTICAL RESULTS FOR SEDIMENT
LOCKHEED MARTIN MIDDLE RIVER COMPLEX - BLOCK E
MIDDLE RIVER, MARYLAND

SAMPLE ID:	**MHSD-7**	**MHSD-7A**
LABORATORY ID:	**A9F120214010**	**A9F120214009**
SAMPLE DATE:	**6/11/2009**	**6/11/2009**
LOCATION:	**MHSD-7**	**MHSD-7A**
PYRENE		
VOLATILES (ug/L)		
1,1,1,2-TETRACHLOROETHANE		
1,1,1-TRICHLOROETHANE		
1,1,2,2-TETRACHLOROETHANE		
1,1,2-TRICHLOROTRIFLUOROETHANE		
1,1-DICHLOROETHANE		
1,1-DICHLOROETHENE		
1,1-DICHLOROPROPENE		
1,2,3-TRICHLOROBENZENE		
1,2,3-TRICHLOROPROPANE		
1,2,3-TRIMETHYLBENZENE		
1,2,4-TRICHLOROBENZENE		
1,2,4-TRIMETHYLBENZENE		
1,2-DIBROMO-3-CHLOROPROPANE		
1,2-DIBROMOETHANE		
1,2-DICHLOROBENZENE		
1,2-DICHLOROETHANE		
1,2-DICHLOROPROPANE		
1,3-DICHLOROBENZENE		
1,3-DICHLOROPROPANE		
1,4-DICHLOROBENZENE		
2,2-DICHLOROPROPANE		
2-BUTANONE		
2-CHLOROETHYL VINYL ETHER		
2-CHLOROTOLUENE		
2-HEXANONE		

TABLE E-4
ANALYTICAL RESULTS FOR SEDIMENT
LOCKHEED MARTIN MIDDLE RIVER COMPLEX - BLOCK E
MIDDLE RIVER, MARYLAND

SAMPLE ID:	**MHSD-7**	**MHSD-7A**
LABORATORY ID:	**A9F120214010**	**A9F120214009**
SAMPLE DATE:	**6/11/2009**	**6/11/2009**
LOCATION:	**MHSD-7**	**MHSD-7A**
4-CHLOROTOLUENE		
4-ISOPROPYLTOLUENE		
4-METHYL-2-PENTANONE		
ACETONE		
BENZENE		
BROMOBENZENE		
BROMOCHLOROMETHANE		
BROMODICHLOROMETHANE		
BROMOFORM		
BROMOMETHANE		
CARBON DISULFIDE		
CARBON TETRACHLORIDE		
CHLOROBENZENE		
CHLORODIBROMOMETHANE		
CHLOROETHANE		
CHLOROFORM		
CHLOROMETHANE		
CIS-1,2-DICHLOROETHENE		
CIS-1,3-DICHLOROPROPENE		
DIBROMOMETHANE		
DICHLORODIFLUOROMETHANE		
DIISOPROPYL ETHER		
ETHYL TERT-BUTYL ETHER		
ETHYLBENZENE		
HEXACHLOROBUTADIENE		
ISOPROPYLBENZENE		
M+P-XYLENES		

TABLE E-4
ANALYTICAL RESULTS FOR SEDIMENT
LOCKHEED MARTIN MIDDLE RIVER COMPLEX - BLOCK E
MIDDLE RIVER, MARYLAND

SAMPLE ID:	**MHSD-7**	**MHSD-7A**
LABORATORY ID:	**A9F120214010**	**A9F120214009**
SAMPLE DATE:	**6/11/2009**	**6/11/2009**
LOCATION:	**MHSD-7**	**MHSD-7A**
METHYL TERT-BUTYL ETHER		
METHYLENE CHLORIDE		
N-BUTYLBENZENE		
N-PROPYLBENZENE		
O-XYLENE		
SEC-BUTYLBENZENE		
STYRENE		
TERT-AMYL METHYL ETHER		
TERT-BUTYLBENZENE		
TERTIARY-BUTYL ALCOHOL		
TETRACHLOROETHENE		
TOLUENE		
TOTAL XYLENES		
TRANS-1,2-DICHLOROETHENE		
TRANS-1,3-DICHLOROPROPENE		
TRICHLOROETHENE		
TRICHLOROFLUOROMETHANE		
VINYL ACETATE		
VINYL CHLORIDE		

Tetra Tech NUS **INTERNAL CORRESPONDENCE**

TO: **D. MURALI** **DATE:** **July 27, 2009**

FROM: **MEGAN CARSON** **COPIES:** **DV FILE**

SUBJECT: **ORGANIC DATA VALIDATION – VOC, SVOC, PAH, PEST/PCB, HERB**
LOCKHEED MARTIN
SAMPLE DELIVERY GROUP (SDG) – 9F11135

SAMPLES: 16/Sediment/

ILSD-4	ILSD-7	ILSD-8	ILSD-10
ILSD-11	ILSD-12	ILSD-14	ILSD-14D
ILSD-15	ILSD-16	ILSD-18	ILSD-19
ILSD-20	MHSD-4	MHSD-7	MHSD-7A

3/Waters/

TB061009	TB061109A	TB061109B

Overview

The sample set for Lockheed Martin, SDG 9F11135, consists of sixteen (16) sediment environmental samples and three (3) trip blanks. One field duplicate pair was included within this SDG: ILSD-14D / ILSD-14.

Samples were analyzed for volatile organic compounds (VOCs), semi-volatile organic compounds (SVOC), polycyclic aromatic hydrocarbons (PAH), pesticides (PEST), polychlorinated biphenyls (PCB), and herbicides (HERB). Three samples were also extracted and analyzed using toxicity characteristic leaching procedures (TCLP). The samples were collected by Tetra Tech NUS on June 10th and 11th, 2009 and analyzed by TestAmerica Laboratories under Naval Facilities Service Engineering Center (NFESC) Quality Assurance / Quality Control (QA/QC) criteria using USEPA SW 846 Methods 1311, 8260B, 8270C, 8081A, 8082, and 8151A.

The findings offered in this report are based upon a general review of all available data. The data review was based on data completeness, holding times, GS/MS tuning, initial and continuing calibration results, laboratory method / trip blank results, surrogate spike recoveries, internal standard recoveries, matrix spike / matrix spike duplicate recoveries, field duplicate results, detection limits, compound quantitation and compound identification.

Areas of concern with respect to data quality are listed below.

Major Problems

- The initial calibration performed on instrument A3UX8A on 4/7/09 had a relative response factor (RRF) <0.05 for tert-butyl-alcohol. All low level soil samples were affected. All sample results were non-detect and were qualified as rejected (UR).

- The continuing calibration performed on instrument A3UX8A on 6/19/09 at 16:58 had a percent difference>25% but <50% for acetone and a RRF < 0.05 for tert-butyl-alcohol. Samples ILSD-4, ILSD-8, ILSD-12, ILSD-14D, ILSD-15, ILSD-16, ILSD-11, ILSD-10, ILSD-20, MHSD-7A, and ILSD-14 were affected. Positive results for acetone were qualified as estimated (J) and non-detects were not qualified. All sample results for tert-butyl-alcohol were non-detect and were qualified as rejected (UR).

- The continuing calibration performed on instrument A3UX8A on 6/22/09 at 20:50 had a percent difference>25% but <50% for acetone, 2-butanone, 1,2-dichloroethane, 4-methyl-2-pentanone, 2-hexanone, 1,1,2,2-tetrachloroethane, 1,2,3-dibromopropane, 1,2-dibromo-3-chloropropane and a RRF <0.05 for tert-butyl-alcohol. Samples ILSD-19, ILSD-7, ILSD-18, and MHSD-7. Positive results for acetone, 2-butanone, 1,2-dichloroethane, 4-methyl-2-pentanone, 2-hexanone, 1,1,2,2-tetrachloroethane, 1,2,3-dibromopropane, 1,2-dibromo-3-chloropropane were qualified as estimated (J) and non-detects were not qualified. All sample results for tert-butyl-alcohol were non-detect and were qualified as rejected (UR).

- The continuing calibration performed on instrument A3UX8A on 6/24/09 at 19:27 had a RRF <0.05 for tert-butyl-alcohol. The only sample affected was MHSD-4. The tert-butyl-alcohol result for this sample was qualified as rejected (UR).

- The initial calibration performed in instrument A3UX10 on 5/5/09 had a RRF <0.05 for tert-butyl-alcohol. Sample TB061009 was the only sample affected. The result for tert-butyl alcohol was qualified as rejected (UR).

- The continuing calibration performed in instrument A3UX10 on 6/22/09 at 11:01 had a percent difference>25% but<50% for chloromethane, carbon disulfide, tert-butyl alcohol and a RRF < 0.05 for tert-butyl alcohol. Sample TB061009 was the only sample affected. Results for tert-butyl alcohol were non-detect and were qualified as reject (UR). Sample results for chloromethane, carbon disulfide, tert-butyl alcohol were non-detect and therefore were not qualified.

- The initial calibration performed in instrument A3UX15 on 6/18/09 had a RRF <0.05 for tert-butyl-alcohol. Samples TB061009A and TB061109B were the only samples affected. Result for tert-butyl alcohol was qualified as reject (UR).

- The continuing calibration performed on instrument A3UX15 on 6/23/09 at 11:47 had a percent standard deviations >25% but <50% for 1,1,2-trichloro-1,2,2,-trifluoromethane, carbon tetrachloride; a percent difference >50% bromomethane, trichlorofluoromethane; and a RRF <0.05 for tert-butyl alcohol. Samples TB061009A and TB061109B were the only samples affected. Results for 1,1,2-trichloro-1,2,2,-trifluoromethane and carbon tetrachloride were not qualified as results were non-detect. Results for bromomethane and trichlorofluoromethane were non-detect and were qualified as estimated (UJ). Results for tert-butyl alcohol were non-detect and were qualified as rejected (UR).

Minor Problems

- The following contaminants were detected in the laboratory method at the following maximum concentrations for the VOC fraction:

Compound	Maximum Concentration	Action Level
1,2,3-Trichlorobenzene [1]	0.68ug/kg	3.40ug/kg
1,2,4-Trichloroebenzene [1]	0.47ug/kg	2.35ug/kg
Naphthalene [1]	0.89ug/kg	4.45ug/kg
Acetone [2]	110ug/kg	1100ug/kg
2-Butanone [2]	320ug/kg	3200ug/kg
Tert-butyl-alcohol [3]	9.2ug/L	46ug/L
Methylene Chloride [3]	0.38ug/L	3.8ug/L
Naphthalene [3]	0.50ug/L	2.5ug/L
1,2,4-Trichlorobenzene [3]	0.37ug/L	1.85ug/L

[1] Applies to low level soil analysis.
[2] Results from the medium level soil analysis. Only applies to sample MHSD-4.
[3] Applies only to trip blanks which are not qualified for blank contamination.

An action level of 5X (10X for methylene chloride) the maximum contaminant level has been used to evaluate sample data for blank contamination. Sample aliquot, percent solids, and dilution factors were taken into consideration when evaluating for blank contamination. Positive results less than the blank action level for the above compounds were qualified "B" as a result of blank contamination.

- Samples ILSD-4 had a response < 50%, of the initial calibration standard, for internal standard 1,4,-dichlorobenzene-d4. All compounds qauantitated based on this internal standard were qualified. Positive results were qualified as estimated (J) and non-detects were qualified estimated (UJ).

- Sample MHSD-4 had a low recovery for surrogate 1,2-dichloroethane. Positive results were qualified as estimated (J) and non-detects were qualified as estimated (UJ).

- The field duplicate pair ILSD-14 and ILSD-14D had relative percent differences >50% for the following compounds: acenaphthene, acenaphthalene, anthrancene, benzo(a)anthracene, benzo(a)pyrene, benzo(b)fluoranthene, benzo(g,h,i)perylene, benzo(k)fluoranthene, chrysene, dibenzo(a,h)anthracene, fluoranthene, fluorene, indeno(1,2,3-cd)pyrene, naphthalene, phenanthrene, and pyrene. Only results for samples ILSD-14 and ILSD-14D were qualified. All positive results were qualified as estimated (J). Non-detect results for only acenaphthlene and naphthalene were qualified as estimated (UJ).

Notes

Positive results less than the reporting limit but greater than the method detection limit were qualified as estimated (J).

Sample MHSD-4 was analyzed as a medium level soil for the VOC fraction due to high concentrations of target compounds.

Sample ILSD-18 was analyzed as a 2.5X to bring 1,4-dichlorobenzene within linear calibration range.

Sample MSHD-7 was analyzed as a 2X to bring 1,4-dichlorobenzene within linear calibration range.

The continuing calibration performed on instrument A3UX15 on 6/23/09 had a percent difference>25% but <50% for tert-Amyl methyl ether. Samples TB061009A and TB061109B were the only samples affected. No validation action was warranted as all sample results were non-detect.

The continuing calibration performed on instrument A3UX12 on 6/19/09 at 11:42 had a percent difference>25% but <50% for carbon tetrachloride. Samples ILSD-11, ILSD-18, and ILSD-4 were affected. No validation action was warranted as all sample results were non-detect.

The following samples were analyzed at dilutions for the PAH fraction to bring target compounds within linear calibration range:

Sample	Dilution Factor	Compound/Compounds Diluted
ILSD-11	6.66X	Fluoranthene, Pyrene
ILSD-14	50X	Fluoranthene, Pyrene (both E)
ILSD-14	125X	Fluoranthene, Pyrene
ILSD-15	5X	Fluoranthene, Pyrene
ILSD-18	10X	Fluoranthene, Pyrene, Phenanthrene, Benzo(b)fluoranthene
ILSD-19	5X	Fluoroanthene, Pyrene, Benzo(b)fluoranthene, Benzo(a)anthracene, Benzo(a)pyrene
ILSD-4	50X	All compounds
ILSD-4	100X	Fluoranthene
ILSD-7	20X	Fluoranthene
ILSD-8	25X	All except 1-methylnapthalene and 2-methylnaphthalene
ILSD-8	50X	Fluoranthene
MHSD-4	2.5X	All compounds
MHSD-7	4X	All except 1-methylnapthalene and 2-methylnaphthalene
MHSD-7A	50X	All compounds
ILSD-14D	10X	All except 1-methylnapthalene, 2-methylnaphthalene, and acenaphthalene

All samples diluted above a 5X dilution had poor surrogate recoveries due to dilution. All samples analyzed below a 5X dilution were within quality control limits. No validation action was warranted based on these surrogate recoveries.

Sample ILSD-18 had a percent recovery above the quality control limits for surrogate tetrachloro-m-xylene for the pesticide fraction. No validation action was warranted as the surrogate recoveries for the other column and surrogate decachlorobiphenyl were compliant.

The continuing calibration performed on instrument A2HP9 on 6/19/09 at 21:26 had a percent difference greater than 15% but <50% for heptachlor and methoxychlor. All samples in the SDG were affected but no validation action was warranted sample results were non-detect.

The continuing calibration performed on instrument A2HP9 on 6/20/09 at 04:32 had a percent difference>15% but < 50% for toxaphene. All samples in the SDG were affected but no validation action was warranted sample results were non-detect.

The laboratory spike and laboratory spike duplicate for the pesticide fraction had a percent recovery greater than the quality control limit for heptachlor. All samples in the SDG were affected but no validation action was warranted as sample results were non-detect.

Naphthalene was reported in both VOC and PAH fractions. Naphthalene results from the PAH fraction were used for validation. Naphthalene was deleted from the VOC fraction.

Executive Summary

Laboratory Performance: Several initial and continuing calibrations had an RRF<0.05 for tert-butyl alcohol which resulted in the rejection of data. Contaminates were detected in the method blanks for the VOC fraction. Sample ILSD-4 had a low recovery for the internal standard 1,4-dichlorobenzene-d4 which results in qualification of associated compounds. MHSD-4 had a low recovery for a surrogate which resulted in qualification of results.

Other Factors Affecting Data Quality: Field duplicate precision was >50% for most PAH compounds. Multiple samples were analyzed at dilutions for the PAH fraction due to high results of target list analytes.

The data for these analyses were reviewed with reference to the "National Functional Guidelines for Organic Data Validation", September 1994 as amended for use within USEPA Region III.

The text of this report has been formulated to address only those problem areas affecting data quality.

Megan Carson

Tetra Tech NUS
Megan Carson
Chemist/Data Validator

Tetra Tech NUS
Joseph A. Samchuck
Quality Assurance Officer

Attachments:

1. Appendix A - Qualified Analytical Results
2. Appendix B - Results as reported by the Laboratory
3. Appendix C - Support Documentation

APPENDIX A

QUALIFIED ANALYTICAL RESULTS

PROJ_NO: 02135	NSAMPLE	ILSD-10			ILSD-11			ILSD-12			ILSD-14		
SDG: 9F11135	LAB_ID	A9F120214004			A9F120214003			A9F110135003			A9F110135004		
FRACTION: OV	SAMP_DATE	6/11/2009			6/11/2009			6/10/2009			6/10/2009		
MEDIA: SEDIMENT	QC_TYPE	NM			NM			NM			NM		
	UNITS	UG/KG			UG/KG			UG/KG			UG/KG		
	PCT_SOLIDS	71.0			38.0			53.0			82.0		
	DUP_OF												
PARAMETER		RESULT	VQL	QLCD	RESULT	VQL	QLCD	RESULT	VQL	QLCD	RESULT	VQL	QLCD
1,1,1,2-TETRACHLOROETHANE		0.87	U		1.6	U		1.2	U		0.76	U	
1,1,1-TRICHLOROETHANE		0.79	U		1.5	U		1	U		0.68	U	
1,1,2,2-TETRACHLOROETHANE		0.48	U		0.9	U		0.64	U		0.42	U	
1,1,2-TRICHLOROTRIFLUOROETHANE		1.8	U		3.5	U		2.4	U		1.6	U	
1,1-DICHLOROETHANE		0.5	U		0.96	U		1.5	J	P	0.44	U	
1,1-DICHLOROETHENE		0.73	U		1.4	U		1.8	J	P	0.64	U	
1,1-DICHLOROPROPENE		0.42	U		0.8	U		0.56	U		0.37	U	
1,2,3-TRICHLOROBENZENE		0.53	U		1	U		0.71	U		0.46	U	
1,2,3-TRICHLOROPROPANE		1.3	U		2.4	U		1.7	U		1.1	U	
1,2,3-TRIMETHYLBENZENE		0.24	U		0.45	U		0.32	U		0.21	U	
1,2,4-TRICHLOROBENZENE		0.38	U		0.72	U		1.4	B	A	0.22	B	A
1,2,4-TRIMETHYLBENZENE		0.91	U		1.7	U		1.2	U		0.79	U	
1,2-DIBROMO-3-CHLOROPROPANE		1.8	U		3.5	U		2.4	U		1.6	U	
1,2-DIBROMOETHANE		0.7	U		1.3	U		0.94	U		0.61	U	
1,2-DICHLOROBENZENE		0.5	U		0.96	U		0.67	U		0.44	U	
1,2-DICHLOROETHANE		0.48	U		0.9	U		0.64	U		0.42	U	
1,2-DICHLOROPROPANE		0.97	U		1.8	U		1.3	U		0.84	U	
1,3-DICHLOROBENZENE		0.49	U		0.93	U		1.1	J	P	0.62	J	P
1,3-DICHLOROPROPANE		0.48	U		0.9	U		0.64	U		0.42	U	
1,4-DICHLOROBENZENE		0.93	U		1.8	U		1.2	U		2.1	J	P
2,2-DICHLOROPROPANE		1.3	U		2.5	U		1.8	U		1.1	U	
2-BUTANONE		3.7	J	P	8	J	P	4.5	J	P	2.6	J	P
2-CHLOROETHYL VINYL ETHER		.2	U		3.7	U		2.6	U		1.7	U	
2-CHLOROTOLUENE		0.56	U		1.1	U		0.75	U		0.49	U	
2-HEXANONE		0.88	U		1.7	U		1.2	U		0.77	U	
4-CHLOROTOLUENE		0.57	U		1.1	U		0.77	U		0.5	U	
4-ISOPROPYLTOLUENE		0.29	U		0.56	U		0.39	U		0.26	U	
4-METHYL-2-PENTANONE		0.76	U		1.4	U		1	U		0.66	U	
ACETONE		14	J	C	40	J	C	17	J	PC	20	J	C
BENZENE		0.32	U		0.61	U		0.43	U		0.28	U	
BROMOBENZENE		1	U		1.9	U		1.3	U		0.87	U	
BROMOCHLOROMETHANE		1	U		1.9	U		1.3	U		0.87	U	
BROMODICHLOROMETHANE		0.39	U		0.74	U		0.52	U		0.34	U	
BROMOFORM		0.46	U		0.88	U		0.62	U		0.4	U	
BROMOMETHANE		0.76	U		1.4	U		1	U		0.66	U	
CARBON DISULFIDE		0.62	U		1.2	U		0.82	U		2.5	J	P

PROJ_NO: 02135	NSAMPLE	ILSD-14D			ILSD-15			ILSD-16			ILSD-18		
SDG: 9F11135	LAB_ID	A9F110135005			A9F120214001			A9F120214002			A9F120214006		
FRACTION: OV	SAMP_DATE	6/10/2009			6/11/2009			6/11/2009			6/11/2009		
MEDIA: SEDIMENT	QC_TYPE	NM			NM			NM			NM		
	UNITS	UG/KG			UG/KG			UG/KG			UG/KG		
	PCT_SOLIDS	80.0			77.0			75.0			48.0		
	DUP_OF	ILSD-14											
PARAMETER		RESULT	VQL	QLCD	RESULT	VQL	QLCD	RESULT	VQL	QLCD	RESULT	VQL	QLCD
1,1,1,2-TETRACHLOROETHANE		0.77	U		0.81	U		0.83	U		3.2	U	
1,1,1-TRICHLOROETHANE		0.7	U		0.73	U		0.75	U		2.9	U	
1,1,2,2-TETRACHLOROETHANE		0.42	U		0.44	U		0.45	U		1.8	U	
1,1,2-TRICHLOROTRIFLUOROETHANE		1.6	U		1.7	U		1.7	U		6.7	U	
1,1-DICHLOROETHANE		0.45	U		0.47	U		0.48	U		1.9	U	
1,1-DICHLOROETHENE		0.65	U		0.68	U		0.69	U		2.7	U	
1,1-DICHLOROPROPENE		0.37	U		0.39	U		0.4	U		1.5	U	
1,2,3-TRICHLOROBENZENE		0.47	U		0.49	U		0.51	U		2	U	
1,2,3-TRICHLOROPROPANE		1.1	U		1.2	U		1.2	U		4.6	U	
1,2,3-TRIMETHYLBENZENE		0.21	U		0.22	U		0.23	U		0.88	U	
1,2,4-TRICHLOROBENZENE		0.34	U		0.35	U		0.36	U		0.56	B	A
1,2,4-TRIMETHYLBENZENE		0.81	U		0.84	U		0.87	U		3.4	U	
1,2-DIBROMO-3-CHLOROPROPANE		1.6	U		1.7	U		1.7	U		6.7	U	
1,2-DIBROMOETHANE		0.62	U		0.65	U		0.67	U		2.6	U	
1,2-DICHLOROBENZENE		0.45	U		0.47	U		0.48	U		12	J	P
1,2-DICHLOROETHANE		0.42	U		0.44	U		0.45	U		1.8	U	
1,2-DICHLOROPROPANE		0.86	U		0.9	U		0.92	U		3.6	U	
1,3-DICHLOROBENZENE		0.61	J	P	0.45	U		0.47	U		60		
1,3-DICHLOROPROPANE		0.42	U		0.44	U		0.45	U		1.8	U	
1,4-DICHLOROBENZENE		1.7	J	P	0.86	U		0.88	U		180		
2,2-DICHLOROPROPANE		1.2	U		1.2	U		1.3	U		4.9	U	
2-BUTANONE		3.4	J	P	1.8	U		1.9	U		18	J	PC
2-CHLOROETHYL VINYL ETHER		1.7	U		1.8	U		1.9	U		7.2	U	
2-CHLOROTOLUENE		0.5	U		0.52	U		0.53	U		2.1	U	
2-HEXANONE		0.79	U		0.82	U		0.84	U		3.3	U	
4-CHLOROTOLUENE		0.51	U		0.53	U		0.55	U		2.1	U	
4-ISOPROPYLTOLUENE		0.26	U		0.27	U		0.28	U		1.8	J	P
4-METHYL-2-PENTANONE		0.67	U		0.7	U		0.72	U		2.8	U	
ACETONE		24	J	C	8.2	U		8.4	U		61	J	CP
BENZENE		0.29	U		0.3	U		0.31	U		4.5	J	P
BROMOBENZENE		0.89	U		0.92	U		0.95	U		3.7	U	
BROMOCHLOROMETHANE		0.89	U		0.92	U		0.95	U		3.7	U	
BROMODICHLOROMETHANE		0.35	U		0.36	U		0.37	U		1.4	U	
BROMOFORM		0.41	U		0.43	U		0.44	U		1.7	U	
BROMOMETHANE		0.67	U		0.7	U		0.72	U		2.8	U	
CARBON DISULFIDE		1.2	J	P	0.57	U		0.59	U		2.3	U	

PROJ_NO: 02135 SDG: 9F11135 FRACTION: OV MEDIA: SEDIMENT	NSAMPLE	ILSD-19			ILSD-20			ILSD-4			ILSD-7		
	LAB_ID	A9F120214007			A9F120214005			A9F110135001			A9F120214011		
	SAMP_DATE	6/11/2009			6/11/2009			6/10/2009			6/11/2009		
	QC_TYPE	NM			NM			NM			NM		
	UNITS	UG/KG			UG/KG			UG/KG			UG/KG		
	PCT_SOLIDS	80.0			79.0			50.0			80.0		
	DUP_OF												
PARAMETER		RESULT	VQL	QLCD	RESULT	VQL	QLCD	RESULT	VQL	QLCD	RESULT	VQL	QLCD
1,1,1,2-TETRACHLOROETHANE		0.78	U		0.78	U		1.2	U		0.78	U	
1,1,1-TRICHLOROETHANE		0.7	U		0.71	U		1.1	U		0.7	U	
1,1,2,2-TETRACHLOROETHANE		0.43	U		0.43	U		0.67	U		0.43	U	
1,1,2-TRICHLOROTRIFLUOROETHANE		1.6	U		1.6	U		2.6	U		1.6	U	
1,1-DICHLOROETHANE		0.45	U		0.45	U		0.71	U		0.45	U	
1,1-DICHLOROETHENE		0.65	U		0.66	U		1	U		0.65	U	
1,1-DICHLOROPROPENE		0.38	U		0.38	U		0.59	U		0.38	U	
1,2,3-TRICHLOROBENZENE		0.48	U		0.48	U		0.75	B	A	0.48	U	
1,2,3-TRICHLOROPROPANE		1.1	U		1.1	U		1.8	U		1.1	U	
1,2,3-TRIMETHYLBENZENE		0.21	U		0.21	U		0.34	U		0.21	U	
1,2,4-TRICHLOROBENZENE		0.34	U		0.34	U		0.54	B	A	0.34	U	
1,2,4-TRIMETHYLBENZENE		0.82	U		0.82	U		1.3	U		0.82	U	
1,2-DIBROMO-3-CHLOROPROPANE		1.6	U		1.6	U		2.6	UJ	N	1.6	U	
1,2-DIBROMOETHANE		0.63	U		0.63	U		0.99	U		0.63	U	
1,2-DICHLOROBENZENE		0.45	U		0.45	U		0.71	UJ	N	0.45	U	
1,2-DICHLOROETHANE		0.43	U		0.43	U		0.67	U		0.43	U	
1,2-DICHLOROPROPANE		0.87	U		0.87	U		1.4	U		0.87	U	
1,3-DICHLOROBENZENE		0.44	U		0.44	U		0.69	UJ	N	0.44	U	
1,3-DICHLOROPROPANE		0.43	U		0.43	U		0.67	U		0.43	U	
1,4-DICHLOROBENZENE		0.83	U		0.83	U		1.3	UJ	N	0.83	U	
2,2-DICHLOROPROPANE		1.2	U		1.2	U		1.9	U		1.2	U	
2-BUTANONE		1.8	U		1.8	U		2.8	U		1.8	U	
2-CHLOROETHYL VINYL ETHER		1.8	U		1.8	U		2.8	U		1.8	U	
2-CHLOROTOLUENE		0.5	U		0.5	U		0.79	UJ	N	0.5	U	
2-HEXANONE		0.79	U		0.79	U		1.2	U		0.79	U	
4-CHLOROTOLUENE		0.51	U		0.52	U		0.81	UJ	N	0.52	U	
4-ISOPROPYLTOLUENE		0.26	U		0.26	U		0.42	UJ	N	0.26	U	
4-METHYL-2-PENTANONE		0.68	U		0.68	U		1.1	U		0.68	U	
ACETONE		7.9	U		7.9	U		12	U		7.9	U	
BENZENE		0.29	U		0.29	U		0.46	U		0.29	U	
BROMOBENZENE		0.89	U		0.89	U		1.4	U		0.89	U	
BROMOCHLOROMETHANE		0.89	U		0.89	U		1.4	U		0.89	U	
BROMODICHLOROMETHANE		0.35	U		0.35	U		0.55	U		0.35	U	
BROMOFORM		0.41	U		0.42	U		0.65	U		0.41	U	
BROMOMETHANE		0.68	U		0.68	U		1.1	U		0.68	U	
CARBON DISULFIDE		0.55	U		0.55	U		0.87	U		0.55	U	

PROJ_NO: 02135	NSAMPLE	ILSD-8			MHSD-4			MHSD-7			MHSD-7A		
SDG: 9F11135	LAB_ID	A9F110135002			A9F120214008			A9F120214010			A9F120214009		
FRACTION: OV	SAMP_DATE	6/10/2009			6/11/2009			6/11/2009			6/11/2009		
MEDIA: SEDIMENT	QC_TYPE	NM			NM			NM			NM		
	UNITS	UG/KG			UG/KG			UG/KG			UG/KG		
	PCT_SOLIDS	73.0			66.0			40.0			69.0		
	DUP_OF												
PARAMETER	RESULT	VQL	QLCD	RESULT	VQL	QLCD	RESULT	VQL	QLCD	RESULT	VQL	QLCD
1,1,1,2-TETRACHLOROETHANE	0.85	U		20	UJ	R	3.1	U		0.89	U	
1,1,1-TRICHLOROETHANE	0.77	U		14	UJ	R	2.8	U		0.81	U	
1,1,2,2-TETRACHLOROETHANE	0.47	U		12	UJ	R	1.7	U		0.49	U	
1,1,2-TRICHLOROTRIFLUOROETHANE	1.8	U		15	UJ	R	6.5	U		1.9	U	
1,1-DICHLOROETHANE	0.49	U		11	UJ	R	2.5	J	P	0.52	U	
1,1-DICHLOROETHENE	0.71	U		12	UJ	R	2.6	U		0.75	U	
1,1-DICHLOROPROPENE	0.41	U		8.3	UJ	R	1.5	U		0.43	U	
1,2,3-TRICHLOROBENZENE	0.52	U		8.6	UJ	R	1.9	U		0.55	U	
1,2,3-TRICHLOROPROPANE	1.2	U		21	UJ	R	4.5	U		1.3	U	
1,2,3-TRIMETHYLBENZENE	0.23	U		0.26	UJ	R	0.85	U		0.24	U	
1,2,4-TRICHLOROBENZENE	0.37	B	A	45	J	PR	1.4	U		0.39	U	
1,2,4-TRIMETHYLBENZENE	0.89	U		39	UJ	R	3.3	U		0.94	U	
1,2-DIBROMO-3-CHLOROPROPANE	1.8	U		90	UJ	R	6.5	U		1.9	U	
1,2-DIBROMOETHANE	0.69	U		15	UJ	R	2.5	U		0.72	U	
1,2-DICHLOROBENZENE	0.49	U		26	UJ	R	33			0.52	U	
1,2-DICHLOROETHANE	0.47	U		14	UJ	R	1.7	U		0.49	U	
1,2-DICHLOROPROPANE	0.95	U		11	UJ	R	3.5	U		0.99	U	
1,3-DICHLOROBENZENE	0.48	U		61	J	PR	320			0.5	U	
1,3-DICHLOROPROPANE	0.47	U		11	UJ	R	1.7	U		0.49	U	
1,4-DICHLOROBENZENE	0.91	U		150	J	PR	480			0.95	U	
2,2-DICHLOROPROPANE	1.3	U		9.3	UJ	R	4.7	U		1.4	U	
2-BUTANONE	1.9	U		360	B	A	12	J	P	2	U	
2-CHLOROETHYL VINYL ETHER	1.9	U		50	UJ	R	7	U		2	U	
2-CHLOROTOLUENE	0.55	U		18	UJ	R	2	U		0.58	U	
2-HEXANONE	0.87	U		36	UJ	R	3.2	U		0.91	U	
4-CHLOROTOLUENE	0.56	U		36	UJ	R	2.1	U		0.59	U	
4-ISOPROPYLTOLUENE	0.29	U		36	UJ	R	1.3	J	P	0.3	U	
4-METHYL-2-PENTANONE	0.74	U		17	UJ	R	2.7	U		0.78	U	
ACETONE	8.7	U		180	B	A	44	J	PC	9.1	U	
BENZENE	0.32	U		61	J	PR	3.1	J	P	0.33	U	
BROMOBENZENE	0.98	U		17	UJ	R	3.6	U		1	U	
BROMOCHLOROMETHANE	0.98	U		18	UJ	R	3.6	U		1	U	
BROMODICHLOROMETHANE	0.38	U		18	UJ	R	1.4	U		0.4	U	
BROMOFORM	0.45	U		20	UJ	R	1.7	U		0.48	U	
BROMOMETHANE	0.74	U		38	UJ	R	2.7	U		0.78	U	
CARBON DISULFIDE	0.6	U		30	UJ	R	2.2	U		0.63	U	

PROJ_NO: 02135	NSAMPLE	ILSD-10			ILSD-11			ILSD-12			ILSD-14		
SDG: 9F11135	LAB_ID	A9F120214004			A9F120214003			A9F110135003			A9F110135004		
FRACTION: OV	SAMP_DATE	6/11/2009			6/11/2009			6/10/2009			6/10/2009		
MEDIA: SEDIMENT	QC_TYPE	NM			NM			NM			NM		
	UNITS	UG/KG			UG/KG			UG/KG			UG/KG		
	PCT_SOLIDS	71.0			38.0			53.0			82.0		
	DUP_OF												
PARAMETER	RESULT	VQL	QLCD	RESULT	VQL	QLCD	RESULT	VQL	QLCD	RESULT	VQL	QLCD
CARBON TETRACHLORIDE	0.52	U		0.98	U		0.69	U		0.45	U	
CHLOROBENZENE	0.46	U		0.88	U		0.62	U		0.4	U	
CHLORODIBROMOMETHANE	0.77	U		1.5	U		1	U		0.67	U	
CHLOROETHANE	1.2	U		2.3	U		1.6	U		1.1	U	
CHLOROFORM	0.41	U		0.77	U		0.54	U		0.35	U	
CHLOROMETHANE	0.57	U		1.1	U		0.77	U		0.5	U	
CIS-1,2-DICHLOROETHENE	0.5	U		0.96	U		190			0.52	J	P
CIS-1,3-DICHLOROPROPENE	0.48	U		0.9	U		0.64	U		0.42	U	
DIBROMOMETHANE	0.88	U		1.7	U		1.2	U		0.77	U	
DICHLORODIFLUOROMETHANE	0.7	U		1.3	U		0.94	U		0.61	U	
DIISOPROPYL ETHER	2.1	U		4	U		2.8	U		1.8	U	
ETHYL TERT-BUTYL ETHER	0.31	U		0.58	U		0.41	U		0.27	U	
ETHYLBENZENE	0.36	U		0.69	U		0.49	U		0.32	U	
HEXACHLOROBUTADIENE	1.7	U		3.2	U		2.2	U		1.5	U	
ISOPROPYLBENZENE	0.22	U		0.42	U		0.3	U		0.2	U	
M+P-XYLENES	1.7	U		3.2	U		2.2	U		1.5	U	
METHYL TERT-BUTYL ETHER	0.6	U		1.1	U		0.81	U		0.53	U	
METHYLENE CHLORIDE	0.94	U		1.8	J	P	1.3	U		1.6	J	P
N-BUTYLBENZENE	0.32	U		0.61	U		0.43	U		0.28	U	
N-PROPYLBENZENE	0.56	U		1.1	U		0.75	U		0.49	U	
O-XYLENE	0.49	U		0.93	U		0.66	U		0.43	U	
SEC-BUTYLBENZENE	0.25	U		0.48	U		0.34	U		0.22	U	
STYRENE	0.21	U		0.4	U		0.28	U		0.18	U	
TERT-AMYL METHYL ETHER	0.52	U		0.98	U		0.69	U		1.1	J	P
TERT-BUTYLBENZENE	0.41	U		0.77	U		0.54	U		0.35	U	
TERTIARY-BUTYL ALCOHOL	11	UR	C	20	UR	C	14	UR	C	9.3	UR	C
TETRACHLOROETHENE	0.73	U		1.4	U		0.97	U		0.64	U	
TOLUENE	0.38	U		0.72	U		0.51	U		0.33	U	
TOTAL XYLENES	0.94	U		1.8	U		1.3	U		0.82	U	
TRANS-1,2-DICHLOROETHENE	0.57	U		1.1	U		18			0.5	U	
TRANS-1,3-DICHLOROPROPENE	0.76	U		1.4	U		1	U		0.66	U	
TRICHLOROETHENE	0.59	U		1.1	U		12			0.58	J	P
TRICHLOROFLUOROMETHANE	0.48	U		0.9	U		0.64	U		0.42	U	
VINYL ACETATE	0.35	U		0.66	U		0.47	U		0.31	U	
VINYL CHLORIDE	0.55	U		1	U		2.3	J	P	0.48	U	

PROJ_NO: 02135	NSAMPLE	ILSD-14D			ILSD-15			ILSD-16			ILSD-18		
SDG: 9F11135	LAB_ID	A9F110135005			A9F120214001			A9F120214002			A9F120214006		
FRACTION: OV	SAMP_DATE	6/10/2009			6/11/2009			6/11/2009			6/11/2009		
MEDIA: SEDIMENT	QC_TYPE	NM			NM			NM			NM		
	UNITS	UG/KG			UG/KG			UG/KG			UG/KG		
	PCT_SOLIDS	80.0			77.0			75.0			48.0		
	DUP_OF	ILSD-14											
PARAMETER		RESULT	VQL	QLCD	RESULT	VQL	QLCD	RESULT	VQL	QLCD	RESULT	VQL	QLCD
CARBON TETRACHLORIDE		0.46	U		0.48	U		0.49	U		1.9	U	
CHLOROBENZENE		0.41	U		0.43	U		0.44	U		650		
CHLORODIBROMOMETHANE		0.69	U		0.71	U		0.73	U		2.8	U	
CHLOROETHANE		1.1	U		1.1	U		1.1	U		4.4	U	
CHLOROFORM		0.36	U		0.38	U		0.39	U		1.5	U	
CHLOROMETHANE		0.51	U		0.53	U		0.55	U		2.1	U	
CIS-1,2-DICHLOROETHENE		0.45	U		0.47	U		0.48	U		1.9	U	
CIS-1,3-DICHLOROPROPENE		0.42	U		0.44	U		0.45	U		1.8	U	
DIBROMOMETHANE		0.79	U		0.82	U		0.84	U		3.3	U	
DICHLORODIFLUOROMETHANE		0.62	U		0.65	U		0.67	U		2.6	U	
DIISOPROPYL ETHER		1.9	U		1.9	U		2	U		7.7	U	
ETHYL TERT-BUTYL ETHER		0.27	U		0.29	U		0.29	U		1.1	U	
ETHYLBENZENE		0.32	U		0.34	U		0.35	U		1.3	U	
HEXACHLOROBUTADIENE		1.5	U		1.6	U		1.6	U		6.2	U	
ISOPROPYLBENZENE		0.2	U		0.21	U		0.21	U		0.83	U	
M+P-XYLENES		1.5	U		1.6	U		1.6	U		6.2	U	
METHYL TERT-BUTYL ETHER		0.54	U		0.56	U		0.57	U		2.2	U	
METHYLENE CHLORIDE		0.84	U		0.87	U		0.9	U		3.5	U	
N-BUTYLBENZENE		0.29	U		0.3	U		0.31	U		1.2	U	
N-PROPYLBENZENE		0.5	U		0.52	U		0.53	U		2.1	U	
O-XYLENE		0.44	U		0.45	U		0.47	U		1.8	J	P
SEC-BUTYLBENZENE		0.22	U		0.23	U		0.24	U		1.2	J	P
STYRENE		0.19	U		0.19	U		0.2	U		0.77	U	
TERT-AMYL METHYL ETHER		0.46	U		0.48	U		0.49	U		1.9	U	
TERT-BUTYLBENZENE		0.36	U		0.38	U		0.39	U		1.5	U	
TERTIARY-BUTYL ALCOHOL		9.5	UR	C	9.9	UR	C	10	UR	C	39	UR	C
TETRACHLOROETHENE		0.65	U		0.68	U		0.69	U		2.7	U	
TOLUENE		1.1	J	P	0.35	U		0.36	U		2.1	J	P
TOTAL XYLENES		0.84	U		0.87	U		0.9	U		3.5	U	
TRANS-1,2-DICHLOROETHENE		0.51	U		0.53	U		0.55	U		2.1	U	
TRANS-1,3-DICHLOROPROPENE		0.67	U		0.7	U		0.72	U		2.8	U	
TRICHLOROETHENE		0.52	U		3	J	P	0.56	U		2.2	U	
TRICHLOROFLUOROMETHANE		0.42	U		0.44	U		0.45	U		1.8	U	
VINYL ACETATE		0.31	U		0.32	U		0.33	U		1.3	U	
VINYL CHLORIDE		0.49	U		0.51	U		0.52	U		2	U	

PROJ_NO: 02135 SDG: 9F11135 FRACTION: OV MEDIA: SEDIMENT	NSAMPLE	ILSD-19			ILSD-20			ILSD-4			ILSD-7		
	LAB_ID	A9F120214007			A9F120214005			A9F110135001			A9F120214011		
	SAMP_DATE	6/11/2009			6/11/2009			6/10/2009			6/11/2009		
	QC_TYPE	NM			NM			NM			NM		
	UNITS	UG/KG			UG/KG			UG/KG			UG/KG		
	PCT_SOLIDS	80.0			79.0			50.0			80.0		
	DUP_OF												
PARAMETER		RESULT	VQL	QLCD	RESULT	VQL	QLCD	RESULT	VQL	QLCD	RESULT	VQL	QLCD
CARBON TETRACHLORIDE		0.46	U		0.47	U		0.73	U		0.47	U	
CHLOROBENZENE		0.41	U		0.42	U		0.65	U		0.41	U	
CHLORODIBROMOMETHANE		0.69	U		0.69	U		1.1	U		0.69	U	
CHLOROETHANE		1.1	U		1.1	U		1.7	U		1.1	U	
CHLOROFORM		0.36	U		0.37	U		0.57	U		0.36	U	
CHLOROMETHANE		0.51	U		0.52	U		0.81	U		0.52	U	
CIS-1,2-DICHLOROETHENE		0.45	U		0.45	U		0.71	U		0.45	U	
CIS-1,3-DICHLOROPROPENE		0.43	U		0.43	U		0.67	U		0.43	U	
DIBROMOMETHANE		0.79	U		0.79	U		1.2	U		0.79	U	
DICHLORODIFLUOROMETHANE		0.63	U		0.63	U		0.99	U		0.63	U	
DIISOPROPYL ETHER		1.9	U		1.9	U		3	U		1.9	U	
ETHYL TERT-BUTYL ETHER		0.28	U		0.28	U		0.44	U		0.28	U	
ETHYLBENZENE		0.33	U		0.33	U		0.52	U		0.33	U	
HEXACHLOROBUTADIENE		1.5	U		1.5	U		2.4	UJ	N	1.5	U	
ISOPROPYLBENZENE		0.2	U		0.2	U		0.32	U		0.2	U	
M+P-XYLENES		1.5	U		1.5	U		2.4	U		1.5	U	
METHYL TERT-BUTYL ETHER		0.54	U		0.54	U		0.85	U		0.54	U	
METHYLENE CHLORIDE		0.84	U		0.84	U		1.3	U		0.84	U	
N-BUTYLBENZENE		0.29	U		0.29	U		0.46	UJ	N	0.29	U	
N-PROPYLBENZENE		0.5	U		0.5	U		0.79	U		0.5	U	
O-XYLENE		0.44	U		0.44	U		0.69	U		0.44	U	
SEC-BUTYLBENZENE		0.23	U		0.23	U		0.36	UJ	N	0.23	U	
STYRENE		0.19	U		0.19	U		0.3	U		0.19	U	
TERT-AMYL METHYL ETHER		0.46	U		0.47	U		0.73	U		0.47	U	
TERT-BUTYLBENZENE		0.36	U		0.37	U		0.57	UJ	N	0.36	U	
TERTIARY-BUTYL ALCOHOL		9.5	UR	C	9.6	UR	C	15	UR	C	9.6	UR	C
TETRACHLOROETHENE		0.65	U		0.66	U		1	U		0.65	U	
TOLUENE		0.34	U		3.5	J	P	0.53	U		11		
TOTAL XYLENES		0.84	U		0.84	U		1.3	U		0.84	U	
TRANS-1,2-DICHLOROETHENE		0.51	U		0.52	U		0.81	U		0.52	U	
TRANS-1,3-DICHLOROPROPENE		0.68	U		0.68	U		1.1	U		0.68	U	
TRICHLOROETHENE		0.53	U		0.53	U		11			0.53	U	
TRICHLOROFLUOROMETHANE		0.43	U		0.43	U		0.67	U		0.43	U	
VINYL ACETATE		0.31	U		0.31	U		0.5	U		0.31	U	
VINYL CHLORIDE		0.49	U		0.49	U		0.77	U		0.49	U	

PROJ_NO: 02135	NSAMPLE	ILSD-8			MHSD-4			MHSD-7			MHSD-7A		
SDG: 9F11135	LAB_ID	A9F110135002			A9F120214008			A9F120214010			A9F120214009		
FRACTION: OV	SAMP_DATE	6/10/2009			6/11/2009			6/11/2009			6/11/2009		
MEDIA: SEDIMENT	QC_TYPE	NM			NM			NM			NM		
	UNITS	UG/KG			UG/KG			UG/KG			UG/KG		
	PCT_SOLIDS	73.0			66.0			40.0			69.0		
	DUP_OF												
PARAMETER	RESULT	VQL	QLCD	RESULT	VQL	QLCD	RESULT	VQL	QLCD	RESULT	VQL	QLCD
CARBON TETRACHLORIDE	0.51	U		18	UJ	R	1.9	U		0.53	U	
CHLOROBENZENE	0.45	U		2500	J	R	310			0.52	J	P
CHLORODIBROMOMETHANE	0.76	U		10	UJ	R	2.8	U		0.79	U	
CHLOROETHANE	1.2	U		98	UJ	R	4.3	U		1.2	U	
CHLOROFORM	0.4	U		18	UJ	R	1.5	U		0.42	U	
CHLOROMETHANE	0.56	U		7.8	UJ	R	2.1	U		0.59	U	
CIS-1,2-DICHLOROETHENE	8.2			21	UJ	R	1.8	U		0.52	U	
CIS-1,3-DICHLOROPROPENE	0.47	U		8.3	UJ	R	1.7	U		0.49	U	
DIBROMOMETHANE	0.87	U		9.8	UJ	R	3.2	U		0.91	U	
DICHLORODIFLUOROMETHANE	0.69	U		8.1	UJ	R	2.5	U		0.72	U	
DIISOPROPYL ETHER	2.1	U		56	UJ	R	7.5	U		2.2	U	
ETHYL TERT-BUTYL ETHER	0.3	U		0.33	UJ	R	1.1	U		0.32	U	
ETHYLBENZENE	0.36	U		10	UJ	R	1.3	U		0.37	U	
HEXACHLOROBUTADIENE	1.6	U		15	UJ	R	6	U		1.7	U	
ISOPROPYLBENZENE	0.22	U		7.7	UJ	R	2.6	J	P	0.23	U	
M+P-XYLENES	1.6	U		17	UJ	R	6	U		1.7	U	
METHYL TERT-BUTYL ETHER	0.59	U		15	UJ	R	2.2	U		0.62	U	
METHYLENE CHLORIDE	0.92	U		150	UJ	R	3.4	U		0.97	U	
N-BUTYLBENZENE	0.32	U		20	UJ	R	1.2	U		0.33	U	
N-PROPYLBENZENE	0.55	U		8.4	UJ	R	2	U		0.58	U	
O-XYLENE	0.48	U		7.4	UJ	R	1.8	U		0.5	U	
SEC-BUTYLBENZENE	0.25	U		36	UJ	R	3.1	J	P	0.26	U	
STYRENE	0.21	U		42	UJ	R	0.75	U		0.22	U	
TERT-AMYL METHYL ETHER	0.51	U		0.56	UJ	R	1.9	U		0.53	U	
TERT-BUTYLBENZENE	0.4	U		7.2	UJ	R	1.5	U		0.42	U	
TERTIARY-BUTYL ALCOHOL	10	UR	C	380	UR	CR	38	UR	C	11	UR	C
TETRACHLOROETHENE	0.71	U		14	UJ	R	2.6	U		0.75	U	
TOLUENE	0.37	U		14	UJ	R	1.4	J	P	0.39	U	
TOTAL XYLENES	0.92	U		23	UJ	R	3.4	U		0.97	U	
TRANS-1,2-DICHLOROETHENE	0.56	U		17	UJ	R	2.1	U		0.59	U	
TRANS-1,3-DICHLOROPROPENE	0.74	U		8.1	UJ	R	2.7	U		0.78	U	
TRICHLOROETHENE	37			18	UJ	R	2.1	U		0.61	U	
TRICHLOROFLUOROMETHANE	0.47	U		12	UJ	R	1.7	U		0.49	U	
VINYL ACETATE	0.34	U		26	UJ	R	1.3	U		0.36	U	
VINYL CHLORIDE	0.54	U		24	UJ	R	2	U		0.56	U	

PROJ_NO: 02135	NSAMPLE	TB061009			TB061109A			TB061109B		
SDG: 9F11135	LAB_ID	A9F110135006			A9F120214012			A9F120214013		
FRACTION: OV	SAMP_DATE	6/10/2009			6/11/2009			6/11/2009		
MEDIA: WATER	QC_TYPE	NM			NM			NM		
	UNITS	UG/L			UG/L			UG/L		
	PCT_SOLIDS	0.0			0.0			0.0		
	DUP_OF									
PARAMETER		RESULT	VQL	QLCD	RESULT	VQL	QLCD	RESULT	VQL	QLCD
1,1,1,2-TETRACHLOROETHANE		0.23	U		0.23	U		0.23	U	
1,1,1-TRICHLOROETHANE		0.22	U		0.22	U		0.22	U	
1,1,2,2-TETRACHLOROETHANE		0.18	U		0.18	U		0.18	U	
1,1,2-TRICHLOROTRIFLUOROETHANE		0.28	U		0.28	UJ	C	0.28	UJ	C
1,1-DICHLOROETHANE		0.15	U		0.15	U		0.15	U	
1,1-DICHLOROETHENE		0.19	U		0.19	U		0.19	U	
1,1-DICHLOROPROPENE		0.13	U		0.13	U		0.13	U	
1,2,3-TRICHLOROBENZENE		0.17	U		0.17	U		0.17	U	
1,2,3-TRICHLOROPROPANE		0.43	U		0.43	U		0.43	U	
1,2,3-TRIMETHYLBENZENE		0.0059	U		0.0059	U		0.0059	U	
1,2,4-TRICHLOROBENZENE		0.15	U		0.15	U		0.15	U	
1,2,4-TRIMETHYLBENZENE		0.12	U		0.12	U		0.12	U	
1,2-DIBROMO-3-CHLOROPROPANE		0.67	U		0.67	U		0.67	U	
1,2-DIBROMOETHANE		0.24	U		0.24	U		0.24	U	
1,2-DICHLOROBENZENE		0.13	U		0.13	U		0.13	U	
1,2-DICHLOROETHANE		0.22	U		0.22	U		0.22	U	
1,2-DICHLOROPROPANE		0.18	U		0.18	U		0.18	U	
1,3-DICHLOROBENZENE		0.14	U		0.14	U		0.14	U	
1,3-DICHLOROPROPANE		0.16	U		0.16	U		0.16	U	
1,4-DICHLOROBENZENE		0.13	U		0.13	U		0.13	U	
2,2-DICHLOROPROPANE		0.13	U		0.13	U		0.13	U	
2-BUTANONE		0.57	U		0.57	U		0.57	U	
2-CHLOROETHYL VINYL ETHER		0.99	U		0.99	U		0.99	U	
2-CHLOROTOLUENE		0.11	U		0.11	U		0.11	U	
2-HEXANONE		0.41	U		0.41	U		0.41	U	
4-CHLOROTOLUENE		0.18	U		0.18	U		0.18	U	
4-ISOPROPYLTOLUENE		0.12	U		0.12	U		0.12	U	
4-METHYL-2-PENTANONE		0.32	U		0.32	U		0.32	U	
ACETONE		2.4	J	P	7			1.8	J	P
BENZENE		0.13	U		0.13	U		0.13	U	
BROMOBENZENE		0.13	U		0.13	U		0.13	U	
BROMOCHLOROMETHANE		0.29	U		0.29	U		0.29	U	
BROMODICHLOROMETHANE		0.15	U		0.15	U		0.15	U	
BROMOFORM		0.64	U		0.64	U		0.64	U	
BROMOMETHANE		0.41	U		0.41	UJ	C	0.41	UJ	C
CARBON DISULFIDE		0.13	U		0.13	U		0.13	U	

PROJ_NO: 02135	NSAMPLE	TB061009			TB061109A			TB061109B		
SDG: 9F11135	LAB_ID	A9F110135006			A9F120214012			A9F120214013		
FRACTION: OV	SAMP_DATE	6/10/2009			6/11/2009			6/11/2009		
MEDIA: WATER	QC_TYPE	NM			NM			NM		
	UNITS	UG/L			UG/L			UG/L		
	PCT_SOLIDS	0.0			0.0			0.0		
	DUP_OF									
PARAMETER		RESULT	VQL	QLCD	RESULT	VQL	QLCD	RESULT	VQL	QLCD
CARBON TETRACHLORIDE		0.13	U		0.13	UJ	C	0.13	UJ	C
CHLOROBENZENE		0.15	U		0.15	U		0.15	U	
CHLORODIBROMOMETHANE		0.18	U		0.18	U		0.18	U	
CHLOROETHANE		0.29	U		0.29	U		0.29	U	
CHLOROFORM		0.16	U		0.16	U		0.16	U	
CHLOROMETHANE		0.3	U		0.3	U		0.3	U	
CIS-1,2-DICHLOROETHENE		0.17	U		0.17	U		0.17	U	
CIS-1,3-DICHLOROPROPENE		0.14	U		0.14	U		0.14	U	
DIBROMOMETHANE		0.28	U		0.28	U		0.28	U	
DICHLORODIFLUOROMETHANE		0.31	U		0.31	U		0.31	U	
DIISOPROPYL ETHER		1.5	U		1.5	U		1.5	U	
ETHYL TERT-BUTYL ETHER		0.11	U		0.11	U		0.11	U	
ETHYLBENZENE		0.17	U		0.17	U		0.17	U	
HEXACHLOROBUTADIENE		0.3	U		0.3	U		0.3	U	
ISOPROPYLBENZENE		0.13	U		0.13	U		0.13	U	
M+P-XYLENES		0.24	U		0.24	U		0.24	U	
METHYL TERT-BUTYL ETHER		0.17	U		0.17	U		0.17	U	
METHYLENE CHLORIDE		0.33	U		0.33	U		0.33	U	
N-BUTYLBENZENE		0.12	U		0.12	U		0.12	U	
N-PROPYLBENZENE		0.14	U		0.14	U		0.14	U	
O-XYLENE		0.14	U		0.14	U		0.14	U	
SEC-BUTYLBENZENE		0.13	U		0.13	U		0.13	U	
STYRENE		0.11	U		0.11	U		0.11	U	
TERT-AMYL METHYL ETHER		0.067	U		0.067	U		0.067	U	
TERT-BUTYLBENZENE		0.13	U		0.13	U		0.13	U	
TERTIARY-BUTYL ALCOHOL		3.9	UR	C	3.9	UR	C	3.9	UR	C
TETRACHLOROETHENE		0.29	U		0.29	U		0.29	U	
TOLUENE		0.13	U		0.13	U		0.13	U	
TOTAL XYLENES		0.28	U		0.28	U		0.28	U	
TRANS-1,2-DICHLOROETHENE		0.19	U		0.19	U		0.19	U	
TRANS-1,3-DICHLOROPROPENE		0.19	U		0.19	U		0.19	U	
TRICHLOROETHENE		0.17	U		0.17	U		0.17	U	
TRICHLOROFLUOROMETHANE		0.21	U		0.21	UJ	C	0.21	UJ	C
VINYL ACETATE		0.19	U		0.19	U		0.19	U	
VINYL CHLORIDE		0.22	U		0.22	U		0.22	U	

PROJ_NO: 02135	NSAMPLE	ILSD-11			ILSD-18			MHSD-4		
SDG: 9F11135	LAB_ID	A9F120214003			A9F120214006			A9F120214008		
FRACTION: TCLPV	SAMP_DATE	6/11/2009			6/11/2009			6/11/2009		
MEDIA: SEDIMENT	QC_TYPE	NM			NM			NM		
	UNITS	MG/L			MG/L			MG/L		
	PCT_SOLIDS	38.0			48.0			66.0		
	DUP_OF									
PARAMETER		RESULT	VQL	QLCD	RESULT	VQL	QLCD	RESULT	VQL	QLCD
1,1-DICHLOROETHENE		0.00019	U		0.00019	U		0.00019	U	
1,2-DICHLOROETHANE		0.00022	U		0.00022	U		0.00022	U	
2-BUTANONE		0.00057	U		0.00057	U		0.00057	U	
BENZENE		0.00013	U		0.00013	U		0.00013	U	
CARBON TETRACHLORIDE		0.00013	U		0.00013	U		0.00013	U	
CHLOROBENZENE		0.00015	U		0.02	J	P	0.11		
CHLOROFORM		0.00016	U		0.00016	U		0.00016	U	
TETRACHLOROETHENE		0.00029	U		0.00029	U		0.00029	U	
TRICHLOROETHENE		0.00017	U		0.00017	U		0.00017	U	
VINYL CHLORIDE		0.00022	U		0.00022	U		0.00022	U	

PROJ_NO: 02135 SDG: 9F11135 FRACTION: PAH MEDIA: SEDIMENT	NSAMPLE	ILSD-10			ILSD-11			ILSD-12			ILSD-14		
	LAB_ID	A9F120214004			A9F120214003			A9F110135003			A9F110135004		
	SAMP_DATE	6/11/2009			6/11/2009			6/10/2009			6/10/2009		
	QC_TYPE	NM			NM			NM			NM		
	UNITS	UG/KG			UG/KG			UG/KG			UG/KG		
	PCT_SOLIDS	71.0			38.0			53.0			82.0		
	DUP_OF												
PARAMETER		RESULT	VQL	QLCD	RESULT	VQL	QLCD	RESULT	VQL	QLCD	RESULT	VQL	QLCD
1-METHYLNAPHTHALENE		2.9	U		170			3.9	U		130	U	
2-METHYLNAPHTHALENE		13			200			14			92	U	
ACENAPHTHENE		23			860			58			3800	J	G
ACENAPHTHYLENE		44			290			73			970	J	G
ANTHRACENE		110			2500			220			27000	J	G
BENZO(A)ANTHRACENE		330			6200			680			71000	J	G
BENZO(A)PYRENE		360			5400			680			59000	J	G
BENZO(B)FLUORANTHENE		570			7000			1000			79000	J	G
BENZO(G,H,I)PERYLENE		290			4000			540			32000	J	G
BENZO(K)FLUORANTHENE		190			2700			310			30000	J	G
CHRYSENE		390			6100			700			59000	J	G
DIBENZO(A,H)ANTHRACENE		84			1000			160			9500	J	G
FLUORANTHENE		710			12000			1400					
FLUORENE		44			1100			84			6700	J	G
INDENO(1,2,3-CD)PYRENE		220			3100			420			31000	J	G
NAPHTHALENE		14			350			19			630	J	G
PHENANTHRENE		280			8400			590			74000	J	G
PYRENE		600			12000			1200					

PROJ_NO: 02135 SDG: 9F11135 FRACTION: PAH MEDIA: SEDIMENT	NSAMPLE	ILSD-14D			ILSD-14-DL			ILSD-15			ILSD-16		
	LAB_ID	A9F110135005			A9F110135004			A9F120214001			A9F120214002		
	SAMP_DATE	6/10/2009			6/10/2009			6/11/2009			6/11/2009		
	QC_TYPE	NM			NM			NM			NM		
	UNITS	UG/KG			UG/KG			UG/KG			UG/KG		
	PCT_SOLIDS	80.0			82.0			77.0			75.0		
	DUP_OF	ILSD-14											
PARAMETER		RESULT	VQL	QLCD	RESULT	VQL	QLCD	RESULT	VQL	QLCD	RESULT	VQL	QLCD
1-METHYLNAPHTHALENE		26	U					14	U		2.8	U	
2-METHYLNAPHTHALENE		19	U					59			2	U	
ACENAPHTHENE		330	J	G				100			20		
ACENAPHTHYLENE		15	UJ	G				480			120		
ANTHRACENE		800	J	G				920			220		
BENZO(A)ANTHRACENE		3500	J	G				2000			310		
BENZO(A)PYRENE		2800	J	G				2200			320		
BENZO(B)FLUORANTHENE		4300	J	G				3000			600		
BENZO(G,H,I)PERYLENE		1700	J	G				2000			390		
BENZO(K)FLUORANTHENE		1300	J	G				1500			180		
CHRYSENE		3600	J	G				2300			350		
DIBENZO(A,H)ANTHRACENE		610	J	G				480			89		
FLUORANTHENE		9000	J	G	140000	J	G	4300			620		
FLUORENE		260	J	G				200			43		
INDENO(1,2,3-CD)PYRENE		1600	J	G				1400			280		
NAPHTHALENE		20	UJ	G				80			11		
PHENANTHRENE		2000	J	G				1300			230		
PYRENE		6400	J	G	110000	J	G	3900			530		

PROJ_NO: 02135 SDG: 9F11135 FRACTION: PAH MEDIA: SEDIMENT	NSAMPLE	ILSD-18			ILSD-19			ILSD-20			ILSD-4		
	LAB_ID	A9F120214006			A9F120214007			A9F120214005			A9F110135001		
	SAMP_DATE	6/11/2009			6/11/2009			6/11/2009			6/10/2009		
	QC_TYPE	NM			NM			NM			NM		
	UNITS	UG/KG			UG/KG			UG/KG			UG/KG		
	PCT_SOLIDS	48.0			80.0			79.0			50.0		
	DUP_OF												
PARAMETER		RESULT	VQL	QLCD	RESULT	VQL	QLCD	RESULT	VQL	QLCD	RESULT	VQL	QLCD
1-METHYLNAPHTHALENE		180			13	U		12			2200		
2-METHYLNAPHTHALENE		210			9.4	U		28			3200		
ACENAPHTHENE		1600			160			25			28000		
ACENAPHTHYLENE		280			140			45			920		
ANTHRACENE		3400			550			87			35000		
BENZO(A)ANTHRACENE		10000			2000			280			93000		
BENZO(A)PYRENE		9500			2200			300			93000		
BENZO(B)FLUORANTHENE		14000			3300			430			120000		
BENZO(G,H,I)PERYLENE		6600			1700			240			64000		
BENZO(K)FLUORANTHENE		5800			1100			200			46000		
CHRYSENE		9400			2000			310			92000		
DIBENZO(A,H)ANTHRACENE		1800			510			70			19000		
FLUORANTHENE		22000			4100			610					
FLUORENE		1700			210			40			20000		
INDENO(1,2,3-CD)PYRENE		5500			1400			180			52000		
NAPHTHALENE		290			10	U		33			7900		
PHENANTHRENE		15000			1800			260			150000		
PYRENE		17000			3000			430			150000		

PROJ_NO: 02135 SDG: 9F11135 FRACTION: PAH MEDIA: SEDIMENT	NSAMPLE	ILSD-4-DL			ILSD-7			ILSD-8			ILSD-8-DL		
	LAB_ID	A9F110135001			A9F120214011			A9F110135002			A9F110135002		
	SAMP_DATE	6/10/2009			6/11/2009			6/10/2009			6/10/2009		
	QC_TYPE	NM			NM			NM			NM		
	UNITS	UG/KG			UG/KG			UG/KG			UG/KG		
	PCT_SOLIDS	50.0			80.0			73.0			73.0		
	DUP_OF												
PARAMETER		RESULT	VQL	QLCD	RESULT	VQL	QLCD	RESULT	VQL	QLCD	RESULT	VQL	QLCD
1-METHYLNAPHTHALENE					53	U		72	U				
2-METHYLNAPHTHALENE					38	U		52	U				
ACENAPHTHENE					33	U		2700					
ACENAPHTHYLENE					30	U		310					
ANTHRACENE					370			7700					
BENZO(A)ANTHRACENE					1100			25000					
BENZO(A)PYRENE					970			24000					
BENZO(B)FLUORANTHENE					1800			30000					
BENZO(G,H,I)PERYLENE					780			18000					
BENZO(K)FLUORANTHENE					490			13000					
CHRYSENE					1200			25000					
DIBENZO(A,H)ANTHRACENE					460			4000					
FLUORANTHENE		180000			2900						63000		
FLUORENE					30	U		3100					
INDENO(1,2,3-CD)PYRENE					680			14000					
NAPHTHALENE					40	U		55	U				
PHENANTHRENE					1500			40000					
PYRENE					2100			53000					

PROJ_NO: 02135	NSAMPLE	MHSD-4			MHSD-7			MHSD-7A		
SDG: 9F11135	LAB_ID	A9F120214008			A9F120214010			A9F120214009		
FRACTION: PAH	SAMP_DATE	6/11/2009			6/11/2009			6/11/2009		
MEDIA: SEDIMENT	QC_TYPE	NM			NM			NM		
	UNITS	UG/KG			UG/KG			UG/KG		
	PCT_SOLIDS	66.0			40.0			69.0		
	DUP_OF									
PARAMETER		RESULT	VQL	QLCD	RESULT	VQL	QLCD	RESULT	VQL	QLCD
1-METHYLNAPHTHALENE		190			21	U		490		
2-METHYLNAPHTHALENE		180			15	U		600		
ACENAPHTHENE		180			210			3600		
ACENAPHTHYLENE		110			130			1400		
ANTHRACENE		460			510			10000		
BENZO(A)ANTHRACENE		1300			2400			38000		
BENZO(A)PYRENE		1500			2600			37000		
BENZO(B)FLUORANTHENE		2200			4500			48000		
BENZO(G,H,I)PERYLENE		1100			2300			26000		
BENZO(K)FLUORANTHENE		800			1900			21000		
CHRYSENE		1500			2900			37000		
DIBENZO(A,H)ANTHRACENE		320			730			8200		
FLUORANTHENE		3500			5600			71000		
FLUORENE		210			310			2900		
INDENO(1,2,3-CD)PYRENE		860			2000			22000		
NAPHTHALENE		530			16	U		910		
PHENANTHRENE		1500			1500			27000		
PYRENE		2300			4200			59000		

PROJ_NO: 02135	NSAMPLE	ILSD-11			ILSD-18			MHSD-4		
SDG: 9F11135	LAB_ID	A9F120214003			A9F120214006			A9F120214008		
FRACTION: TCLPS	SAMP_DATE	6/11/2009			6/11/2009			6/11/2009		
MEDIA: SEDIMENT	QC_TYPE	NM			NM			NM		
	UNITS	MG/L			MG/L			MG/L		
	PCT_SOLIDS	38.0			48.0			66.0		
	DUP_OF									
PARAMETER		RESULT	VQL	QLCD	RESULT	VQL	QLCD	RESULT	VQL	QLCD
1,4-DICHLOROBENZENE		0.00034	U		0.00034	U		0.00034	U	
2,4,5-TRICHLOROPHENOL		0.0003	U		0.0003	U		0.0003	U	
2,4,6-TRICHLOROPHENOL		0.0008	U		0.0008	U		0.0008	U	
2,4-DINITROTOLUENE		0.00027	U		0.00027	U		0.00027	U	
2-METHYLPHENOL		0.0008	U		0.0008	U		0.0008	U	
3&4-METHYLPHENOL		0.00075	U		0.00075	U		0.00075	U	
HEXACHLOROBENZENE		0.0001	U		0.0001	U		0.0001	U	
HEXACHLOROBUTADIENE		0.00027	U		0.00027	U		0.00027	U	
HEXACHLOROETHANE		0.0008	U		0.0008	U		0.0008	U	
NITROBENZENE		4E-05	U		4E-05	U		4E-05	U	
PENTACHLOROPHENOL		0.0024	U		0.0024	U		0.0024	U	
PYRIDINE		0.00035	U		0.00035	U		0.00035	U	

PROJ_NO: 02135	NSAMPLE	ILSD-11			ILSD-18			MHSD-4		
SDG: 9F11135	LAB_ID	A9F120214003			A9F120214006			A9F120214008		
FRACTION: TCLPP	SAMP_DATE	6/11/2009			6/11/2009			6/11/2009		
MEDIA: SEDIMENT	QC_TYPE	NM			NM			NM		
	UNITS	UG/L			UG/L			UG/L		
	PCT_SOLIDS	38.0			48.0			66.0		
	DUP_OF									
PARAMETER		RESULT	VQL	QLCD	RESULT	VQL	QLCD	RESULT	VQL	QLCD
CHLORDANE (TECHNICAL)		0.033	U		0.033	U		0.033	U	
ENDRIN		0.011	U		0.011	U		0.011	U	
GAMMA-BHC (LINDANE)		0.0064	U		0.0064	U		0.0064	U	
HEPTACHLOR		0.008	U		0.008	U		0.008	U	
HEPTACHLOR EPOXIDE		0.0071	U		0.0071	U		0.0071	U	
METHOXYCHLOR		0.032	U		0.032	U		0.032	U	
TOXAPHENE		0.32	U		0.32	U		0.32	U	

PROJ_NO: 02135	NSAMPLE	ILSD-10			ILSD-11			ILSD-12			ILSD-14		
SDG: 9F11135	LAB_ID	A9F120214004			A9F120214003			A9F110135003			A9F110135004		
FRACTION: PEST/PCB	SAMP_DATE	6/11/2009			6/11/2009			6/10/2009			6/10/2009		
MEDIA: SEDIMENT	QC_TYPE	NM			NM			NM			NM		
	UNITS	UG/KG			UG/KG			UG/KG			UG/KG		
	PCT_SOLIDS	71.0			38.0			53.0			82.0		
	DUP_OF												
PARAMETER		RESULT	VQL	QLCD	RESULT	VQL	QLCD	RESULT	VQL	QLCD	RESULT	VQL	QLCD
AROCLOR-1016		280	U		530	U		370	U		240	U	
AROCLOR-1221		280	U		530	U		370	U		240	U	
AROCLOR-1232		280	U		530	U		370	U		240	U	
AROCLOR-1242		280	U		530	U		370	U		240	U	
AROCLOR-1248		280	U		530	U		370	U		240	U	
AROCLOR-1254		280	U		530	U		370	U		240	U	
AROCLOR-1260		690			1600			370	U		900		

PROJ_NO: 02135	NSAMPLE	ILSD-14D			ILSD-15			ILSD-16			ILSD-18		
SDG: 9F11135	LAB_ID	A9F110135005			A9F120214001			A9F120214002			A9F120214006		
FRACTION: PEST/PCB	SAMP_DATE	6/10/2009			6/11/2009			6/11/2009			6/11/2009		
MEDIA: SEDIMENT	QC_TYPE	NM			NM			NM			NM		
	UNITS	UG/KG			UG/KG			UG/KG			UG/KG		
	PCT_SOLIDS	80.0			77.0			75.0			48.0		
	DUP_OF	ILSD-14											
PARAMETER		RESULT	VQL	QLCD	RESULT	VQL	QLCD	RESULT	VQL	QLCD	RESULT	VQL	QLCD
AROCLOR-1016		250	U		260	U		270	U		8300	U	
AROCLOR-1221		250	U		260	U		270	U		8300	U	
AROCLOR-1232		250	U		260	U		270	U		8300	U	
AROCLOR-1242		250	U		260	U		270	U		8300	U	
AROCLOR-1248		250	U		260	U		270	U		29000		
AROCLOR-1254		250	U		260	U		270	U		8300	U	
AROCLOR-1260		960			2000			270	U		73000		

PROJ_NO: 02135	NSAMPLE	ILSD-19			ILSD-20			ILSD-4			ILSD-7		
SDG: 9F11135	LAB_ID	A9F120214007			A9F120214005			A9F110135001			A9F120214011		
FRACTION: PEST/PCB	SAMP_DATE	6/11/2009			6/11/2009			6/10/2009			6/11/2009		
MEDIA: SEDIMENT	QC_TYPE	NM			NM			NM			NM		
	UNITS	UG/KG			UG/KG			UG/KG			UG/KG		
	PCT_SOLIDS	80.0			79.0			50.0			80.0		
	DUP_OF												
PARAMETER		RESULT	VQL	QLCD	RESULT	VQL	QLCD	RESULT	VQL	QLCD	RESULT	VQL	QLCD
AROCLOR-1016		2500	U		2500	U		400	U		250	U	
AROCLOR-1221		2500	U		2500	U		400	U		250	U	
AROCLOR-1232		2500	U		2500	U		400	U		250	U	
AROCLOR-1242		2500	U		2500	U		400	U		250	U	
AROCLOR-1248		2500	U		2500	U		400	U		250	U	
AROCLOR-1254		2500	U		2500	U		400	U		250	U	
AROCLOR-1260		42000			16000			2400			320		

PROJ_NO: 02135	NSAMPLE	ILSD-8			MHSD-4			MHSD-7			MHSD-7A		
SDG: 9F11135	LAB_ID	A9F110135002			A9F120214008			A9F120214010			A9F120214009		
FRACTION: PEST/PCB	SAMP_DATE	6/10/2009			6/11/2009			6/11/2009			6/11/2009		
MEDIA: SEDIMENT	QC_TYPE	NM			NM			NM			NM		
	UNITS	UG/KG			UG/KG			UG/KG			UG/KG		
	PCT_SOLIDS	73.0			66.0			40.0			69.0		
	DUP_OF												
PARAMETER		RESULT	VQL	QLCD	RESULT	VQL	QLCD	RESULT	VQL	QLCD	RESULT	VQL	QLCD
AROCLOR-1016		550	U		3000	U		1000	U		1400	U	
AROCLOR-1221		550	U		3000	U		1000	U		1400	U	
AROCLOR-1232		550	U		3000	U		1000	U		1400	U	
AROCLOR-1242		550	U		3000	U		1000	U		1400	U	
AROCLOR-1248		550	U		3000	U		10000			1400	U	
AROCLOR-1254		550	U		3000	U		1000	U		1400	U	
AROCLOR-1260		4900			31000			15000			14000		

PROJ_NO: 02135	NSAMPLE	ILSD-11			ILSD-18			MHSD-4		
SDG: 9F11135	LAB_ID	A9F120214003			A9F120214006			A9F120214008		
FRACTION: TCLPP	SAMP_DATE	6/11/2009			6/11/2009			6/11/2009		
MEDIA: SEDIMENT	QC_TYPE	NM			NM			NM		
	UNITS	UG/L			UG/L			UG/L		
	PCT_SOLIDS	38.0			48.0			66.0		
	DUP_OF									
PARAMETER		RESULT	VQL	QLCD	RESULT	VQL	QLCD	RESULT	VQL	QLCD
CHLORDANE (TECHNICAL)		0.033	U		0.033	U		0.033	U	
ENDRIN		0.011	U		0.011	U		0.011	U	
GAMMA-BHC (LINDANE)		0.0064	U		0.0064	U		0.0064	U	
HEPTACHLOR		0.008	U		0.008	U		0.008	U	
HEPTACHLOR EPOXIDE		0.0071	U		0.0071	U		0.0071	U	
METHOXYCHLOR		0.032	U		0.032	U		0.032	U	
TOXAPHENE		0.32	U		0.32	U		0.32	U	

PROJ_NO: 02135	NSAMPLE	ILSD-11			ILSD-18			MHSD-4		
SDG: 9F11135	LAB_ID	A9F120214003			A9F120214006			A9F120214008		
FRACTION: TCLPH	SAMP_DATE	6/11/2009			6/11/2009			6/11/2009		
MEDIA: SEDIMENT	QC_TYPE	NM			NM			NM		
	UNITS	MG/L			MG/L			MG/L		
	PCT_SOLIDS	38.0			48.0			66.0		
	DUP_OF									
PARAMETER		RESULT	VQL	QLCD	RESULT	VQL	QLCD	RESULT	VQL	QLCD
2,4,5-TP (SILVEX)		0.00016	U		0.00016	U		0.00016	U	
2,4-D		0.0015	U		0.0015	U		0.0015	U	

APPENDIX B

RESULTS AS REPORTED BY THE LABORATORY

Tetra Tech NUS, Inc

Client Sample ID: ILSD-10

GC/MS Volatiles

Lot-Sample #...: A9F120214-004	**Work Order #...:** LETQK1AH	**Matrix.....:** SO	
Date Sampled...: 06/11/09 13:40	**Date Received..:** 06/12/09		
Prep Date.....: 06/19/09	**Analysis Date..:** 06/19/09		
Prep Batch #...: 9173556			
Dilution Factor: 1	**Initial Wgt/Vol:** 5 g	**Final Wgt/Vol..:** 5 mL	
% Moisture.....: 29	**Method.....:** SW846 8260B		

PARAMETER	RESULT	REPORTING LIMIT	UNITS
trans-1,2-Dichloroethylene	ND	7.0	ug/kg
1,3-Dichloropropane	ND	7.0	ug/kg
2,2-Dichloropropane	ND	7.0	ug/kg
1,1-Dichloropropene	ND	7.0	ug/kg
Trichlorofluoromethane	ND	7.0	ug/kg
Hexachlorobutadiene	ND	7.0	ug/kg
Isopropylbenzene	ND	7.0	ug/kg
p-Isopropyltoluene	ND	7.0	ug/kg
tert-Butyl alcohol	ND	140	ug/kg
Naphthalene	ND	7.0	ug/kg
n-Propylbenzene	ND	7.0	ug/kg
Bromobenzene	ND	7.0	ug/kg
Bromochloromethane	ND	7.0	ug/kg
n-Butylbenzene	ND	7.0	ug/kg
sec-Butylbenzene	ND	7.0	ug/kg
tert-Butylbenzene	ND	7.0	ug/kg
1,2-Dibromo-3-chloro-propane	ND	14	ug/kg
2-Chloroethyl vinyl ether	ND	14	ug/kg
2-Chlorotoluene	ND	7.0	ug/kg
4-Chlorotoluene	ND	7.0	ug/kg
1,2-Dibromoethane	ND	7.0	ug/kg
Dibromomethane	ND	7.0	ug/kg
1,2-Dichlorobenzene	ND	7.0	ug/kg
1,3-Dichlorobenzene	ND	7.0	ug/kg
1,4-Dichlorobenzene	ND	7.0	ug/kg
Dichlorodifluoromethane	ND	7.0	ug/kg
cis-1,2-Dichloroethylene	ND	7.0	ug/kg
1,1,1,2-Tetrachloroethane	ND	7.0	ug/kg
1,2,3-Trichlorobenzene	ND	7.0	ug/kg
1,2,4-Trichloro-benzene	ND	7.0	ug/kg
1,2,3-Trichloropropane	ND	7.0	ug/kg
1,1,2-Trichloro-1,2,2-trifluoroethane	ND	7.0	ug/kg
1,2,4-Trimethylbenzene	ND	14	ug/kg
Vinyl acetate	ND	7.0	ug/kg
o-Xylene	ND		

(Continued on next page)

Tetra Tech NUS, Inc

Client Sample ID: ILSD-10

GC/MS Volatiles

Lot-Sample #...: A9F120214-004 **Work Order #...:** LETQK1AH **Matrix.....:** SO

PARAMETER	RESULT	REPORTING LIMIT	UNITS
Methyl tert-butyl ether	ND	14	ug/kg
m-Xylene & p-Xylene	ND	14	ug/kg
1,2,3-Trimethylbenzene	ND	7.0	ug/kg
Diisopropyl Ether (DIPE)	ND	14	ug/kg
Ethyl-t-Butyl Ether (ETBE)	ND	7.0	ug/kg
Tert-amyl methyl ether (TAME)	ND	7.0	ug/kg
Chloromethane	ND	7.0	ug/kg
Bromomethane	ND	7.0	ug/kg
Vinyl chloride	ND	7.0	ug/kg
Chloroethane	ND	7.0	ug/kg
Methylene chloride	ND	7.0	ug/kg
Acetone	**14**	**14**	**ug/kg**
Carbon disulfide	ND	7.0	ug/kg
1,1-Dichloroethene	ND	7.0	ug/kg
1,1-Dichloroethane	ND	7.0	ug/kg
Chloroform	ND	7.0	ug/kg
1,2-Dichloroethane	ND	7.0	ug/kg
2-Butanone	**3.7 J**	**14**	**ug/kg**
1,1,1-Trichloroethane	ND	7.0	ug/kg
Carbon tetrachloride	ND	7.0	ug/kg
Bromodichloromethane	ND	7.0	ug/kg
1,2-Dichloropropane	ND	7.0	ug/kg
cis-1,3-Dichloropropene	ND	7.0	ug/kg
Trichloroethene	ND	7.0	ug/kg
Dibromochloromethane	ND	7.0	ug/kg
Benzene	ND	7.0	ug/kg
trans-1,3-Dichloropropene	ND	7.0	ug/kg
Bromoform	ND	7.0	ug/kg
4-Methyl-2-pentanone	ND	14	ug/kg
2-Hexanone	ND	14	ug/kg
Tetrachloroethene	ND	7.0	ug/kg
1,1,2,2-Tetrachloroethane	ND	7.0	ug/kg
Toluene	ND	7.0	ug/kg
Chlorobenzene	ND	7.0	ug/kg
Ethylbenzene	ND	7.0	ug/kg
Styrene	ND	7.0	ug/kg
Xylenes (total)	ND	14	ug/kg

SURROGATE	PERCENT RECOVERY	RECOVERY LIMITS
Dibromofluoromethane	100	(59 - 138)
1,2-Dichloroethane-d4	84	(61 - 130)
Toluene-d8	98	(60 - 143)
4-Bromofluorobenzene	85	(47 - 158)

(Continued on next page)

Tetra Tech NUS, Inc

Client Sample ID: ILSD-10

GC/MS Volatiles

Lot-Sample #...: A9F120214-004 Work Order #...: LETQK1AH Matrix.....: SO

NOTE(S):

Results and reporting limits have been adjusted for dry weight.

J Estimated result. Result is less than RL.

Tetra Tech NUS, Inc

ILSD-10

GC/MS Volatiles

Lot-Sample #: A9F120214-004 **Work Order #:** LETQK1AH **Matrix:** SO

MASS SPECTROMETER/DATA SYSTEM (MSDS) TENTATIVELY IDENTIFIED COMPOUNDS

PARAMETER	CAS #	ESTIMATED RESULT	RETENTION TIME	UNITS
None				ug/kg

Tetra Tech NUS, Inc

Client Sample ID: ILSD-11

GC/MS Volatiles

Lot-Sample #...: A9F120214-003 **Work Order #...:** LETQE1AE **Matrix.....:** SO
Date Sampled...: 06/11/09 11:50 **Date Received..:** 06/12/09
Prep Date.....: 06/19/09 **Analysis Date..:** 06/19/09
Prep Batch #...: 9173556
Dilution Factor: 1 **Initial Wgt/Vol:** 5 g **Final Wgt/Vol..:** 5 mL
% Moisture.....: 62 **Method.....:** SW846 8260B

PARAMETER	RESULT	REPORTING LIMIT	UNITS
Bromobenzene	ND	13	ug/kg
Bromochloromethane	ND	13	ug/kg
n-Butylbenzene	ND	13	ug/kg
sec-Butylbenzene	ND	13	ug/kg
tert-Butylbenzene	ND	13	ug/kg
1,2-Dibromo-3-chloro-propane	ND	27	ug/kg
2-Chloroethyl vinyl ether	ND	27	ug/kg
2-Chlorotoluene	ND	13	ug/kg
4-Chlorotoluene	ND	13	ug/kg
1,2-Dibromoethane	ND	13	ug/kg
Dibromomethane	ND	13	ug/kg
1,2-Dichlorobenzene	ND	13	ug/kg
1,3-Dichlorobenzene	ND	13	ug/kg
1,4-Dichlorobenzene	ND	13	ug/kg
Dichlorodifluoromethane	ND	13	ug/kg
cis-1,2-Dichloroethylene	ND	13	ug/kg
trans-1,2-Dichloroethylene	ND	13	ug/kg
1,3-Dichloropropane	ND	13	ug/kg
2,2-Dichloropropane	ND	13	ug/kg
1,1-Dichloropropene	ND	13	ug/kg
Trichlorofluoromethane	ND	13	ug/kg
Hexachlorobutadiene	ND	13	ug/kg
Isopropylbenzene	ND	13	ug/kg
p-Isopropyltoluene	ND	13	ug/kg
tert-Butyl alcohol	ND	270	ug/kg
Naphthalene	ND	13	ug/kg
n-Propylbenzene	ND	13	ug/kg
1,1,1,2-Tetrachloroethane	ND	13	ug/kg
1,2,3-Trichlorobenzene	ND	13	ug/kg
1,2,4-Trichloro-benzene	ND	13	ug/kg
1,2,3-Trichloropropane	ND	13	ug/kg
1,1,2-Trichloro-1,2,2-trifluoroethane	ND	13	ug/kg
1,2,4-Trimethylbenzene	ND	13	ug/kg
Vinyl acetate	ND	27	ug/kg
o-Xylene	ND	13	ug/kg

(Continued on next page)

Tetra Tech NUS, Inc

Client Sample ID: ILSD-11

GC/MS Volatiles

Lot-Sample #...: A9F120214-003 **Work Order #...:** LETQE1AE **Matrix.....:** SO

PARAMETER	RESULT	REPORTING LIMIT	UNITS
Methyl tert-butyl ether	ND	27	ug/kg
m-Xylene & p-Xylene	ND	27	ug/kg
1,2,3-Trimethylbenzene	ND	13	ug/kg
Diisopropyl Ether (DIPE)	ND	27	ug/kg
Ethyl-t-Butyl Ether (ETBE)	ND	13	ug/kg
Tert-amyl methyl ether (TAME)	ND	13	ug/kg
Chloromethane	ND	13	ug/kg
Bromomethane	ND	13	ug/kg
Vinyl chloride	ND	13	ug/kg
Chloroethane	ND	13	ug/kg
Methylene chloride	**1.8 J**	**13**	**ug/kg**
Acetone	**40**	**27**	**ug/kg**
Carbon disulfide	ND	13	ug/kg
1,1-Dichloroethene	ND	13	ug/kg
1,1-Dichloroethane	ND	13	ug/kg
Chloroform	ND	13	ug/kg
1,2-Dichloroethane	ND	13	ug/kg
2-Butanone	**8.0 J**	**27**	**ug/kg**
1,1,1-Trichloroethane	ND	13	ug/kg
Carbon tetrachloride	ND	13	ug/kg
Bromodichloromethane	ND	13	ug/kg
1,2-Dichloropropane	ND	13	ug/kg
cis-1,3-Dichloropropene	ND	13	ug/kg
Trichloroethene	ND	13	ug/kg
Dibromochloromethane	ND	13	ug/kg
Benzene	ND	13	ug/kg
trans-1,3-Dichloropropene	ND	13	ug/kg
Bromoform	ND	13	ug/kg
4-Methyl-2-pentanone	ND	27	ug/kg
2-Hexanone	ND	27	ug/kg
Tetrachloroethene	ND	13	ug/kg
1,1,2,2-Tetrachloroethane	ND	13	ug/kg
Toluene	ND	13	ug/kg
Chlorobenzene	ND	13	ug/kg
Ethylbenzene	ND	13	ug/kg
Styrene	ND	13	ug/kg
Xylenes (total)	ND	27	ug/kg

SURROGATE	PERCENT RECOVERY	RECOVERY LIMITS
Dibromofluoromethane	101	(59 - 138)
1,2-Dichloroethane-d4	80	(61 - 130)
Toluene-d8	97	(60 - 143)
4-Bromofluorobenzene	84	(47 - 158)

(Continued on next page)

Tetra Tech NUS, Inc

Client Sample ID: ILSD-11

GC/MS Volatiles

Lot-Sample #...: A9F120214-003 Work Order #...: LETQE1AE Matrix.....: SO

NOTE(S):

Results and reporting limits have been adjusted for dry weight.

J Estimated result. Result is less than RL.

Tetra Tech NUS, Inc

ILSD-11

GC/MS Volatiles

Lot-Sample #: A9F120214-003 **Work Order #:** LETQE1AE **Matrix:** SO

MASS SPECTROMETER/DATA SYSTEM (MSDS) TENTATIVELY IDENTIFIED COMPOUNDS

PARAMETER	CAS #	ESTIMATED RESULT	RETENTION TIME	UNITS
None				ug/kg

Tetra Tech NUS, Inc

Client Sample ID: ILSD-12

GC/MS Volatiles

Lot-Sample #...:	A9F110135-003	**Work Order #...:**	LEN9W1AH	**Matrix.....:**	SO
Date Sampled...:	06/10/09 13:35	**Date Received..:**	06/11/09		
Prep Date.....:	06/19/09	**Analysis Date..:**	06/19/09		
Prep Batch #...:	9173556				
Dilution Factor:	1	**Initial Wgt/Vol:**	5 g	**Final Wgt/Vol..:**	5 mL
% Moisture.....:	47	**Method.....:**	SW846 8260B		

PARAMETER	RESULT	REPORTING LIMIT	UNITS
Bromobenzene	ND	9.4	ug/kg
Bromochloromethane	ND	9.4	ug/kg
n-Butylbenzene	ND	9.4	ug/kg
sec-Butylbenzene	ND	9.4	ug/kg
tert-Butylbenzene	ND	9.4	ug/kg
1,2-Dibromo-3-chloro-propane	ND	19	ug/kg
2-Chloroethyl vinyl ether	ND	19	ug/kg
2-Chlorotoluene	ND	9.4	ug/kg
4-Chlorotoluene	ND	9.4	ug/kg
1,2-Dibromoethane	ND	9.4	ug/kg
Dibromomethane	ND	9.4	ug/kg
1,2-Dichlorobenzene	ND	9.4	ug/kg
1,3-Dichlorobenzene	**1.1 J**	**9.4**	**ug/kg**
1,4-Dichlorobenzene	ND	9.4	ug/kg
Dichlorodifluoromethane	ND	9.4	ug/kg
cis-1,2-Dichloroethylene	**190**	**9.4**	**ug/kg**
trans-1,2-Dichloroethylene	**18**	**9.4**	**ug/kg**
1,3-Dichloropropane	ND	9.4	ug/kg
2,2-Dichloropropane	ND	9.4	ug/kg
1,1-Dichloropropene	ND	9.4	ug/kg
Trichlorofluoromethane	ND	9.4	ug/kg
Hexachlorobutadiene	ND	9.4	ug/kg
Isopropylbenzene	ND	9.4	ug/kg
p-Isopropyltoluene	ND	9.4	ug/kg
tert-Butyl alcohol	ND	190	ug/kg
Naphthalene	ND	9.4	ug/kg
n-Propylbenzene	ND	9.4	ug/kg
1,1,1,2-Tetrachloroethane	ND	9.4	ug/kg
1,2,3-Trichlorobenzene	ND	9.4	ug/kg
1,2,4-Trichloro-benzene	**1.2 J,B**	**9.4**	**ug/kg**
1,2,3-Trichloropropane	ND	9.4	ug/kg
1,1,2-Trichloro-1,2,2-trifluoroethane	ND	9.4	ug/kg
1,2,4-Trimethylbenzene	ND	9.4	ug/kg
Vinyl acetate	ND	19	ug/kg
o-Xylene	ND	9.4	ug/kg

(Continued on next page)

Tetra Tech NUS, Inc

Client Sample ID: ILSD-12

GC/MS Volatiles

Lot-Sample #...: A9F110135-003 **Work Order #...:** LEN9W1AH **Matrix.....:** SO

PARAMETER	RESULT	REPORTING LIMIT	UNITS
Methyl tert-butyl ether	ND	19	ug/kg
m-Xylene & p-Xylene	ND	19	ug/kg
1,2,3-Trimethylbenzene	ND	9.4	ug/kg
Diisopropyl Ether (DIPE)	ND	19	ug/kg
Ethyl-t-Butyl Ether (ETBE)	ND	9.4	ug/kg
Tert-amyl methyl ether (TAME)	ND	9.4	ug/kg
Chloromethane	ND	9.4	ug/kg
Bromomethane	ND	9.4	ug/kg
Vinyl chloride	**2.3 J**	**9.4**	**ug/kg**
Chloroethane	ND	9.4	ug/kg
Methylene chloride	ND	9.4	ug/kg
Acetone	**17 J**	**19**	**ug/kg**
Carbon disulfide	ND	9.4	ug/kg
1,1-Dichloroethene	**1.8 J**	**9.4**	**ug/kg**
1,1-Dichloroethane	**1.5 J**	**9.4**	**ug/kg**
Chloroform	ND	9.4	ug/kg
1,2-Dichloroethane	ND	9.4	ug/kg
2-Butanone	**4.5 J**	**19**	**ug/kg**
1,1,1-Trichloroethane	ND	9.4	ug/kg
Carbon tetrachloride	ND	9.4	ug/kg
Bromodichloromethane	ND	9.4	ug/kg
1,2-Dichloropropane	ND	9.4	ug/kg
cis-1,3-Dichloropropene	ND	9.4	ug/kg
Trichloroethene	**12**	**9.4**	**ug/kg**
Dibromochloromethane	ND	9.4	ug/kg
Benzene	ND	9.4	ug/kg
trans-1,3-Dichloropropene	ND	9.4	ug/kg
Bromoform	ND	9.4	ug/kg
4-Methyl-2-pentanone	ND	19	ug/kg
2-Hexanone	ND	19	ug/kg
Tetrachloroethene	ND	9.4	ug/kg
1,1,2,2-Tetrachloroethane	ND	9.4	ug/kg
Toluene	ND	9.4	ug/kg
Chlorobenzene	ND	9.4	ug/kg
Ethylbenzene	ND	9.4	ug/kg
Styrene	ND	9.4	ug/kg
Xylenes (total)	ND	19	ug/kg

SURROGATE	PERCENT RECOVERY	RECOVERY LIMITS
Dibromofluoromethane	95	(59 - 138)
1,2-Dichloroethane-d4	75	(61 - 130)
Toluene-d8	103	(60 - 143)
4-Bromofluorobenzene	86	(47 - 158)

(Continued on next page)

Tetra Tech NUS, Inc

Client Sample ID: ILSD-12

GC/MS Volatiles

Lot-Sample #...: A9F110135-003 Work Order #...: LEN9W1AH Matrix.....: SO

NOTE(S):

Results and reporting limits have been adjusted for dry weight.

J Estimated result. Result is less than RL.

B Method blank contamination. The associated method blank contains the target analyte at a reportable level.

Tetra Tech NUS, Inc

ILSD-12

GC/MS Volatiles

Lot-Sample #: A9F110135-003 **Work Order #:** LEN9W1AH **Matrix:** SO

MASS SPECTROMETER/DATA SYSTEM (MSDS) TENTATIVELY IDENTIFIED COMPOUNDS

PARAMETER	CAS #	ESTIMATED RESULT	RETENTION TIME	UNITS
None				ug/kg

Tetra Tech NUS, Inc

Client Sample ID: ILSD-14

GC/MS Volatiles

Lot-Sample #...:	A9F110135-004	**Work Order #...:**	LEN9X1AH	**Matrix.....:**	SO
Date Sampled...:	06/10/09 15:10	**Date Received..:**	06/11/09		
Prep Date.....:	06/20/09	**Analysis Date..:**	06/20/09		
Prep Batch #...:	9173556				
Dilution Factor:	1	**Initial Wgt/Vol:**	5 g	**Final Wgt/Vol..:**	5 mL
% Moisture.....:	18	**Method.....:**	SW846 8260B		

PARAMETER	RESULT	REPORTING LIMIT	UNITS
Bromobenzene	ND	6.1	ug/kg
Bromochloromethane	ND	6.1	ug/kg
n-Butylbenzene	ND	6.1	ug/kg
sec-Butylbenzene	ND	6.1	ug/kg
tert-Butylbenzene	ND	6.1	ug/kg
1,2-Dibromo-3-chloro-propane	ND	12	ug/kg
2-Chloroethyl vinyl ether	ND	12	ug/kg
2-Chlorotoluene	ND	6.1	ug/kg
4-Chlorotoluene	ND	6.1	ug/kg
1,2-Dibromoethane	ND	6.1	ug/kg
Dibromomethane	ND	6.1	ug/kg
1,2-Dichlorobenzene	ND	6.1	ug/kg
1,3-Dichlorobenzene	**0.62 J**	**6.1**	**ug/kg**
1,4-Dichlorobenzene	**2.1 J**	**6.1**	**ug/kg**
Dichlorodifluoromethane	ND	6.1	ug/kg
cis-1,2-Dichloroethylene	**0.52 J**	**6.1**	**ug/kg**
trans-1,2-Dichloroethylene	ND	6.1	ug/kg
1,3-Dichloropropane	ND	6.1	ug/kg
2,2-Dichloropropane	ND	6.1	ug/kg
1,1-Dichloropropene	ND	6.1	ug/kg
Trichlorofluoromethane	ND	6.1	ug/kg
Hexachlorobutadiene	ND	6.1	ug/kg
Isopropylbenzene	ND	6.1	ug/kg
p-Isopropyltoluene	ND	6.1	ug/kg
tert-Butyl alcohol	ND	120	ug/kg
Naphthalene	**2.6 J,B**	**6.1**	**ug/kg**
n-Propylbenzene	ND	6.1	ug/kg
1,1,1,2-Tetrachloroethane	ND	6.1	ug/kg
1,2,3-Trichlorobenzene	ND	6.1	ug/kg
1,2,4-Trichloro-benzene	**0.44 J,B**	**6.1**	**ug/kg**
1,2,3-Trichloropropane	ND	6.1	ug/kg
1,1,2-Trichloro-1,2,2-trifluoroethane	ND	6.1	ug/kg
1,2,4-Trimethylbenzene	ND	6.1	ug/kg
Vinyl acetate	ND	12	ug/kg
o-Xylene	ND	6.1	ug/kg

(Continued on next page)

Tetra Tech NUS, Inc

Client Sample ID: ILSD-14

GC/MS Volatiles

Lot-Sample #...: A9F110135-004 Work Order #...: LEN9X1AH Matrix.....: SO

PARAMETER	RESULT	REPORTING LIMIT	UNITS
Methyl tert-butyl ether	ND	12	ug/kg
m-Xylene & p-Xylene	ND	12	ug/kg
1,2,3-Trimethylbenzene	ND	6.1	ug/kg
Diisopropyl Ether (DIPE)	ND	12	ug/kg
Ethyl-t-Butyl Ether (ETBE)	ND	6.1	ug/kg
Tert-amyl methyl ether (TAME)	**1.1 J**	**6.1**	**ug/kg**
Chloromethane	ND	6.1	ug/kg
Bromomethane	ND	6.1	ug/kg
Vinyl chloride	ND	6.1	ug/kg
Chloroethane	ND	6.1	ug/kg
Methylene chloride	**1.6 J**	**6.1**	**ug/kg**
Acetone	**20**	**12**	**ug/kg**
Carbon disulfide	**2.5 J**	**6.1**	**ug/kg**
1,1-Dichloroethene	ND	6.1	ug/kg
1,1-Dichloroethane	ND	6.1	ug/kg
Chloroform	ND	6.1	ug/kg
1,2-Dichloroethane	ND	6.1	ug/kg
2-Butanone	**2.6 J**	**12**	**ug/kg**
1,1,1-Trichloroethane	ND	6.1	ug/kg
Carbon tetrachloride	ND	6.1	ug/kg
Bromodichloromethane	ND	6.1	ug/kg
1,2-Dichloropropane	ND	6.1	ug/kg
cis-1,3-Dichloropropene	ND	6.1	ug/kg
Trichloroethene	**0.58 J**	**6.1**	**ug/kg**
Dibromochloromethane	ND	6.1	ug/kg
Benzene	ND	6.1	ug/kg
trans-1,3-Dichloropropene	ND	6.1	ug/kg
Bromoform	ND	6.1	ug/kg
4-Methyl-2-pentanone	ND	12	ug/kg
2-Hexanone	ND	12	ug/kg
Tetrachloroethene	ND	6.1	ug/kg
1,1,2,2-Tetrachloroethane	ND	6.1	ug/kg
Toluene	ND	6.1	ug/kg
Chlorobenzene	ND	6.1	ug/kg
Ethylbenzene	ND	6.1	ug/kg
Styrene	ND	6.1	ug/kg
Xylenes (total)	ND	12	ug/kg

SURROGATE	PERCENT RECOVERY	RECOVERY LIMITS
Dibromofluoromethane	99	(59 - 138)
1,2-Dichloroethane-d4	81	(61 - 130)
Toluene-d8	100	(60 - 143)
4-Bromofluorobenzene	89	(47 - 158)

(Continued on next page)

Tetra Tech NUS, Inc

Client Sample ID: ILSD-14

GC/MS Volatiles

Lot-Sample #...: A9F110135-004 Work Order #...: LEN9X1AH Matrix.....: SO

NOTE(S):

Results and reporting limits have been adjusted for dry weight.

J Estimated result. Result is less than RL.

B Method blank contamination. The associated method blank contains the target analyte at a reportable level.

Tetra Tech NUS, Inc

ILSD-14

GC/MS Volatiles

Lot-Sample #: A9F110135-004 **Work Order #:** LEN9X1AH **Matrix:** SO

MASS SPECTROMETER/DATA SYSTEM (MSDS) TENTATIVELY IDENTIFIED COMPOUNDS

PARAMETER	CAS #	ESTIMATED RESULT	RETENTION TIME	UNITS
None				ug/kg

Tetra Tech NUS, Inc

Client Sample ID: ILSD-14D

GC/MS Volatiles

Lot-Sample #...:	A9F110135-005	**Work Order #...:**	LEN901AH	**Matrix.....:**	SO
Date Sampled...:	06/10/09 15:10	**Date Received..:**	06/11/09		
Prep Date.....:	06/19/09	**Analysis Date..:**	06/19/09		
Prep Batch #...:	9173556				
Dilution Factor:	1	**Initial Wgt/Vol:**	5 g	**Final Wgt/Vol..:**	5 mL
% Moisture.....:	20	**Method.....:**	SW846 8260B		

PARAMETER	RESULT	REPORTING LIMIT	UNITS
Bromobenzene	ND	6.2	ug/kg
Bromochloromethane	ND	6.2	ug/kg
n-Butylbenzene	ND	6.2	ug/kg
sec-Butylbenzene	ND	6.2	ug/kg
tert-Butylbenzene	ND	6.2	ug/kg
1,2-Dibromo-3-chloro-propane	ND	12	ug/kg
2-Chloroethyl vinyl ether	ND	12	ug/kg
2-Chlorotoluene	ND	6.2	ug/kg
4-Chlorotoluene	ND	6.2	ug/kg
1,2-Dibromoethane	ND	6.2	ug/kg
Dibromomethane	ND	6.2	ug/kg
1,2-Dichlorobenzene	ND	6.2	ug/kg
1,3-Dichlorobenzene	**0.61 J**	**6.2**	**ug/kg**
1,4-Dichlorobenzene	**1.7 J**	**6.2**	**ug/kg**
Dichlorodifluoromethane	ND	6.2	ug/kg
cis-1,2-Dichloroethylene	ND	6.2	ug/kg
trans-1,2-Dichloroethylene	ND	6.2	ug/kg
1,3-Dichloropropane	ND	6.2	ug/kg
2,2-Dichloropropane	ND	6.2	ug/kg
1,1-Dichloropropene	ND	6.2	ug/kg
Trichlorofluoromethane	ND	6.2	ug/kg
Hexachlorobutadiene	ND	6.2	ug/kg
Isopropylbenzene	ND	6.2	ug/kg
p-Isopropyltoluene	ND	6.2	ug/kg
tert-Butyl alcohol	ND	120	ug/kg
Naphthalene	**0.35 J,B**	**6.2**	**ug/kg**
n-Propylbenzene	ND	6.2	ug/kg
1,1,1,2-Tetrachloroethane	ND	6.2	ug/kg
1,2,3-Trichlorobenzene	ND	6.2	ug/kg
1,2,4-Trichloro-benzene	ND	6.2	ug/kg
1,2,3-Trichloropropane	ND	6.2	ug/kg
1,1,2-Trichloro-1,2,2-trifluoroethane	ND	6.2	ug/kg
1,2,4-Trimethylbenzene	ND	6.2	ug/kg
Vinyl acetate	ND	12	ug/kg
o-Xylene	ND	6.2	ug/kg

(Continued on next page)

Tetra Tech NUS, Inc

Client Sample ID: ILSD-14D

GC/MS Volatiles

Lot-Sample #...: A9F110135-005 **Work Order #...:** LEN901AH **Matrix.....:** SO

PARAMETER	RESULT	REPORTING LIMIT	UNITS
Methyl tert-butyl ether	ND	12	ug/kg
m-Xylene & p-Xylene	ND	12	ug/kg
1,2,3-Trimethylbenzene	ND	6.2	ug/kg
Diisopropyl Ether (DIPE)	ND	12	ug/kg
Ethyl-t-Butyl Ether (ETBE)	ND	6.2	ug/kg
Tert-amyl methyl ether (TAME)	ND	6.2	ug/kg
Chloromethane	ND	6.2	ug/kg
Bromomethane	ND	6.2	ug/kg
Vinyl chloride	ND	6.2	ug/kg
Chloroethane	ND	6.2	ug/kg
Methylene chloride	ND	6.2	ug/kg
Acetone	**24**	**12**	**ug/kg**
Carbon disulfide	**1.2 J**	**6.2**	**ug/kg**
1,1-Dichloroethene	ND	6.2	ug/kg
1,1-Dichloroethane	ND	6.2	ug/kg
Chloroform	ND	6.2	ug/kg
1,2-Dichloroethane	ND	6.2	ug/kg
2-Butanone	**3.4 J**	**12**	**ug/kg**
1,1,1-Trichloroethane	ND	6.2	ug/kg
Carbon tetrachloride	ND	6.2	ug/kg
Bromodichloromethane	ND	6.2	ug/kg
1,2-Dichloropropane	ND	6.2	ug/kg
cis-1,3-Dichloropropene	ND	6.2	ug/kg
Trichloroethene	ND	6.2	ug/kg
Dibromochloromethane	ND	6.2	ug/kg
Benzene	ND	6.2	ug/kg
trans-1,3-Dichloropropene	ND	6.2	ug/kg
Bromoform	ND	6.2	ug/kg
4-Methyl-2-pentanone	ND	12	ug/kg
2-Hexanone	ND	12	ug/kg
Tetrachloroethene	ND	6.2	ug/kg
1,1,2,2-Tetrachloroethane	ND	6.2	ug/kg
Toluene	**1.1 J**	**6.2**	**ug/kg**
Chlorobenzene	ND	6.2	ug/kg
Ethylbenzene	ND	6.2	ug/kg
Styrene	ND	6.2	ug/kg
Xylenes (total)	ND	12	ug/kg

SURROGATE	PERCENT RECOVERY	RECOVERY LIMITS
Dibromofluoromethane	104	(59 - 138)
1,2-Dichloroethane-d4	86	(61 - 130)
Toluene-d8	101	(60 - 143)
4-Bromofluorobenzene	89	(47 - 158)

(Continued on next page)

Tetra Tech NUS, Inc

Client Sample ID: ILSD-14D

GC/MS Volatiles

Lot-Sample #...: A9F110135-005 Work Order #...: LEN901AH Matrix.....: SO

NOTE(S):

Results and reporting limits have been adjusted for dry weight.

J Estimated result. Result is less than RL.

B Method blank contamination. The associated method blank contains the target analyte at a reportable level.

Tetra Tech NUS, Inc

ILSD-14D

GC/MS Volatiles

Lot-Sample #: A9F110135-005 **Work Order #:** LEN901AH **Matrix:** SO

MASS SPECTROMETER/DATA SYSTEM (MSDS) TENTATIVELY IDENTIFIED COMPOUNDS

PARAMETER	CAS #	ESTIMATED RESULT	RETENTION TIME	UNITS
None				ug/kg

Tetra Tech NUS, Inc

Client Sample ID: ILSD-15

GC/MS Volatiles

Lot-Sample #...:	A9F120214-001	**Work Order #...:**	LETN81AJ	**Matrix.....:**	SO
Date Sampled...:	06/11/09 10:30	**Date Received..:**	06/12/09		
Prep Date.....:	06/19/09	**Analysis Date..:**	06/19/09		
Prep Batch #...:	9173556				
Dilution Factor:	1	**Initial Wgt/Vol:**	5 g	**Final Wgt/Vol..:**	5 mL
% Moisture.....:	23	**Method.....:**	SW846 8260B		

PARAMETER	RESULT	REPORTING LIMIT	UNITS
Bromobenzene	ND	6.5	ug/kg
Bromochloromethane	ND	6.5	ug/kg
n-Butylbenzene	ND	6.5	ug/kg
sec-Butylbenzene	ND	6.5	ug/kg
tert-Butylbenzene	ND	6.5	ug/kg
1,2-Dibromo-3-chloro-propane	ND	13	ug/kg
2-Chloroethyl vinyl ether	ND	13	ug/kg
2-Chlorotoluene	ND	6.5	ug/kg
4-Chlorotoluene	ND	6.5	ug/kg
1,2-Dibromoethane	ND	6.5	ug/kg
Dibromomethane	ND	6.5	ug/kg
1,2-Dichlorobenzene	ND	6.5	ug/kg
1,3-Dichlorobenzene	ND	6.5	ug/kg
1,4-Dichlorobenzene	ND	6.5	ug/kg
Dichlorodifluoromethane	ND	6.5	ug/kg
cis-1,2-Dichloroethylene	ND	6.5	ug/kg
trans-1,2-Dichloroethylene	ND	6.5	ug/kg
1,3-Dichloropropane	ND	6.5	ug/kg
2,2-Dichloropropane	ND	6.5	ug/kg
1,1-Dichloropropene	ND	6.5	ug/kg
Trichlorofluoromethane	ND	6.5	ug/kg
Hexachlorobutadiene	ND	6.5	ug/kg
Isopropylbenzene	ND	6.5	ug/kg
p-Isopropyltoluene	ND	6.5	ug/kg
tert-Butyl alcohol	ND	130	ug/kg
Naphthalene	ND	6.5	ug/kg
n-Propylbenzene	ND	6.5	ug/kg
1,1,1,2-Tetrachloroethane	ND	6.5	ug/kg
1,2,3-Trichlorobenzene	ND	6.5	ug/kg
1,2,4-Trichloro-benzene	ND	6.5	ug/kg
1,2,3-Trichloropropane	ND	6.5	ug/kg
1,1,2-Trichloro-1,2,2-trifluoroethane	ND	6.5	ug/kg
1,2,4-Trimethylbenzene	ND	6.5	ug/kg
Vinyl acetate	ND	13	ug/kg
o-Xylene	ND	6.5	ug/kg

(Continued on next page)

Tetra Tech NUS, Inc

Client Sample ID: ILSD-15

GC/MS Volatiles

Lot-Sample #...: A9F120214-001 **Work Order #...:** LETN81AJ **Matrix.....:** SO

PARAMETER	RESULT	REPORTING LIMIT	UNITS
Methyl tert-butyl ether	ND	13	ug/kg
m-Xylene & p-Xylene	ND	13	ug/kg
1,2,3-Trimethylbenzene	ND	6.5	ug/kg
Diisopropyl Ether (DIPE)	ND	13	ug/kg
Ethyl-t-Butyl Ether (ETBE)	ND	6.5	ug/kg
Tert-amyl methyl ether (TAME)	ND	6.5	ug/kg
Chloromethane	ND	6.5	ug/kg
Bromomethane	ND	6.5	ug/kg
Vinyl chloride	ND	6.5	ug/kg
Chloroethane	ND	6.5	ug/kg
Methylene chloride	ND	6.5	ug/kg
Acetone	ND	13	ug/kg
Carbon disulfide	ND	6.5	ug/kg
1,1-Dichloroethene	ND	6.5	ug/kg
1,1-Dichloroethane	ND	6.5	ug/kg
Chloroform	ND	6.5	ug/kg
1,2-Dichloroethane	ND	6.5	ug/kg
2-Butanone	ND	13	ug/kg
1,1,1-Trichloroethane	ND	6.5	ug/kg
Carbon tetrachloride	ND	6.5	ug/kg
Bromodichloromethane	ND	6.5	ug/kg
1,2-Dichloropropane	ND	6.5	ug/kg
cis-1,3-Dichloropropene	ND	6.5	ug/kg
Trichloroethene	**3.0 J**	**6.5**	**ug/kg**
Dibromochloromethane	ND	6.5	ug/kg
Benzene	ND	6.5	ug/kg
trans-1,3-Dichloropropene	ND	6.5	ug/kg
Bromoform	ND	6.5	ug/kg
4-Methyl-2-pentanone	ND	13	ug/kg
2-Hexanone	ND	13	ug/kg
Tetrachloroethene	ND	6.5	ug/kg
1,1,2,2-Tetrachloroethane	ND	6.5	ug/kg
Toluene	ND	6.5	ug/kg
Chlorobenzene	ND	6.5	ug/kg
Ethylbenzene	ND	6.5	ug/kg
Styrene	ND	6.5	ug/kg
Xylenes (total)	ND	13	ug/kg

SURROGATE	PERCENT RECOVERY	RECOVERY LIMITS
Dibromofluoromethane	99	(59 - 138)
1,2-Dichloroethane-d4	85	(61 - 130)
Toluene-d8	102	(60 - 143)
4-Bromofluorobenzene	82	(47 - 158)

(Continued on next page)

Tetra Tech NUS, Inc

Client Sample ID: ILSD-15

GC/MS Volatiles

Lot-Sample #...: A9F120214-001 Work Order #...: LETN81AJ Matrix.....: SO

NOTE(S):

Results and reporting limits have been adjusted for dry weight.

J Estimated result. Result is less than RL.

Tetra Tech NUS, Inc

ILSD-15

GC/MS Volatiles

Lot-Sample #: A9F120214-001 **Work Order #:** LETN81AJ **Matrix:** SO

MASS SPECTROMETER/DATA SYSTEM (MSDS) TENTATIVELY IDENTIFIED COMPOUNDS

PARAMETER	CAS #	ESTIMATED RESULT	RETENTION TIME	UNITS
None				ug/kg

Tetra Tech NUS, Inc

Client Sample ID: ILSD-16

GC/MS Volatiles

Lot-Sample #...:	A9F120214-002	**Work Order #...:**	LETQD1AH	**Matrix.....:**	SO
Date Sampled...:	06/11/09 11:30	**Date Received..:**	06/12/09		
Prep Date.....:	06/19/09	**Analysis Date..:**	06/19/09		
Prep Batch #...:	9173556				
Dilution Factor:	1	**Initial Wgt/Vol:**	5 g	**Final Wgt/Vol..:**	5 mL
% Moisture.....:	25	**Method.....:**	SW846 8260B		

PARAMETER	RESULT	REPORTING LIMIT	UNITS
Bromobenzene	ND	6.7	ug/kg
Bromochloromethane	ND	6.7	ug/kg
n-Butylbenzene	ND	6.7	ug/kg
sec-Butylbenzene	ND	6.7	ug/kg
tert-Butylbenzene	ND	6.7	ug/kg
1,2-Dibromo-3-chloro-propane	ND	13	ug/kg
2-Chloroethyl vinyl ether	ND	13	ug/kg
2-Chlorotoluene	ND	6.7	ug/kg
4-Chlorotoluene	ND	6.7	ug/kg
1,2-Dibromoethane	ND	6.7	ug/kg
Dibromomethane	ND	6.7	ug/kg
1,2-Dichlorobenzene	ND	6.7	ug/kg
1,3-Dichlorobenzene	ND	6.7	ug/kg
1,4-Dichlorobenzene	ND	6.7	ug/kg
Dichlorodifluoromethane	ND	6.7	ug/kg
cis-1,2-Dichloroethylene	ND	6.7	ug/kg
trans-1,2-Dichloroethylene	ND	6.7	ug/kg
1,3-Dichloropropane	ND	6.7	ug/kg
2,2-Dichloropropane	ND	6.7	ug/kg
1,1-Dichloropropene	ND	6.7	ug/kg
Trichlorofluoromethane	ND	6.7	ug/kg
Hexachlorobutadiene	ND	6.7	ug/kg
Isopropylbenzene	ND	6.7	ug/kg
p-Isopropyltoluene	ND	6.7	ug/kg
tert-Butyl alcohol	ND	130	ug/kg
Naphthalene	**0.40 J,B**	**6.7**	**ug/kg**
n-Propylbenzene	ND	6.7	ug/kg
1,1,1,2-Tetrachloroethane	ND	6.7	ug/kg
1,2,3-Trichlorobenzene	ND	6.7	ug/kg
1,2,4-Trichloro-benzene	ND	6.7	ug/kg
1,2,3-Trichloropropane	ND	6.7	ug/kg
1,1,2-Trichloro-1,2,2-trifluoroethane	ND	6.7	ug/kg
1,2,4-Trimethylbenzene	ND	6.7	ug/kg
Vinyl acetate	ND	13	ug/kg
o-Xylene	ND	6.7	ug/kg

(Continued on next page)

Tetra Tech NUS, Inc

Client Sample ID: ILSD-16

GC/MS Volatiles

Lot-Sample #...: A9F120214-002 **Work Order #...:** LETQD1AH **Matrix.....:** SO

PARAMETER	RESULT	REPORTING LIMIT	UNITS
Methyl tert-butyl ether	ND	13	ug/kg
m-Xylene & p-Xylene	ND	13	ug/kg
1,2,3-Trimethylbenzene	ND	6.7	ug/kg
Diisopropyl Ether (DIPE)	ND	13	ug/kg
Ethyl-t-Butyl Ether (ETBE)	ND	6.7	ug/kg
Tert-amyl methyl ether (TAME)	ND	6.7	ug/kg
Chloromethane	ND	6.7	ug/kg
Bromomethane	ND	6.7	ug/kg
Vinyl chloride	ND	6.7	ug/kg
Chloroethane	ND	6.7	ug/kg
Methylene chloride	ND	6.7	ug/kg
Acetone	ND	13	ug/kg
Carbon disulfide	ND	6.7	ug/kg
1,1-Dichloroethene	ND	6.7	ug/kg
1,1-Dichloroethane	ND	6.7	ug/kg
Chloroform	ND	6.7	ug/kg
1,2-Dichloroethane	ND	6.7	ug/kg
2-Butanone	ND	13	ug/kg
1,1,1-Trichloroethane	ND	6.7	ug/kg
Carbon tetrachloride	ND	6.7	ug/kg
Bromodichloromethane	ND	6.7	ug/kg
1,2-Dichloropropane	ND	6.7	ug/kg
cis-1,3-Dichloropropene	ND	6.7	ug/kg
Trichloroethene	ND	6.7	ug/kg
Dibromochloromethane	ND	6.7	ug/kg
Benzene	ND	6.7	ug/kg
trans-1,3-Dichloropropene	ND	6.7	ug/kg
Bromoform	ND	6.7	ug/kg
4-Methyl-2-pentanone	ND	13	ug/kg
2-Hexanone	ND	13	ug/kg
Tetrachloroethene	ND	6.7	ug/kg
1,1,2,2-Tetrachloroethane	ND	6.7	ug/kg
Toluene	ND	6.7	ug/kg
Chlorobenzene	ND	6.7	ug/kg
Ethylbenzene	ND	6.7	ug/kg
Styrene	ND	6.7	ug/kg
Xylenes (total)	ND	13	ug/kg

SURROGATE	PERCENT RECOVERY	RECOVERY LIMITS
Dibromofluoromethane	100	(59 - 138)
1,2-Dichloroethane-d4	81	(61 - 130)
Toluene-d8	101	(60 - 143)
4-Bromofluorobenzene	88	(47 - 158)

(Continued on next page)

Tetra Tech NUS, Inc

Client Sample ID: ILSD-16

GC/MS Volatiles

Lot-Sample #...: A9F120214-002 Work Order #...: LETQD1AH Matrix.....: SO

NOTE(S):

Results and reporting limits have been adjusted for dry weight.

J Estimated result. Result is less than RL.

B Method blank contamination. The associated method blank contains the target analyte at a reportable level.

Tetra Tech NUS, Inc

ILSD-16

GC/MS Volatiles

Lot-Sample #: A9F120214-002 **Work Order #:** LETQD1AH **Matrix:** SO

MASS SPECTROMETER/DATA SYSTEM (MSDS) TENTATIVELY IDENTIFIED COMPOUNDS

PARAMETER	CAS #	ESTIMATED RESULT	RETENTION TIME	UNITS
None				ug/kg

Tetra Tech NUS, Inc

Client Sample ID: ILSD-18

GC/MS Volatiles

Lot-Sample #...:	A9F120214-006	**Work Order #...:**	LETQN1AQ	**Matrix.....:**	SO
Date Sampled...:	06/11/09 15:00	**Date Received..:**	06/12/09		
Prep Date.....:	06/22/09	**Analysis Date..:**	06/22/09		
Prep Batch #...:	9174609				
Dilution Factor:	2.5	**Initial Wgt/Vol:**	5 g	**Final Wgt/Vol..:**	5 mL
% Moisture.....:	52	**Method.....:**	SW846 8260B		

PARAMETER	RESULT	REPORTING LIMIT	UNITS
Ethyl-t-Butyl Ether (ETBE)	ND	26	ug/kg
Tert-amyl methyl ether (TAME)	ND	26	ug/kg
Bromobenzene	ND	26	ug/kg
Bromochloromethane	ND	26	ug/kg
n-Butylbenzene	ND	26	ug/kg
sec-Butylbenzene	**1.2 J**	**26**	**ug/kg**
tert-Butylbenzene	ND	26	ug/kg
1,2-Dibromo-3-chloro-propane	ND	52	ug/kg
2-Chloroethyl vinyl ether	ND	52	ug/kg
2-Chlorotoluene	ND	26	ug/kg
4-Chlorotoluene	ND	26	ug/kg
1,2-Dibromoethane	ND	26	ug/kg
Dibromomethane	ND	26	ug/kg
1,2-Dichlorobenzene	**12 J**	**26**	**ug/kg**
1,3-Dichlorobenzene	**60**	**26**	**ug/kg**
1,4-Dichlorobenzene	**180**	**26**	**ug/kg**
Dichlorodifluoromethane	ND	26	ug/kg
cis-1,2-Dichloroethylene	ND	26	ug/kg
trans-1,2-Dichloroethylene	ND	26	ug/kg
1,3-Dichloropropane	ND	26	ug/kg
2,2-Dichloropropane	ND	26	ug/kg
1,1-Dichloropropene	ND	26	ug/kg
Trichlorofluoromethane	ND	26	ug/kg
Hexachlorobutadiene	ND	26	ug/kg
Isopropylbenzene	ND	26	ug/kg
p-Isopropyltoluene	**1.8 J**	**26**	**ug/kg**
tert-Butyl alcohol	ND	520	ug/kg
Naphthalene	**6.8 J,B**	**26**	**ug/kg**
n-Propylbenzene	ND	26	ug/kg
1,1,1,2-Tetrachloroethane	ND	26	ug/kg
1,2,3-Trichlorobenzene	ND	26	ug/kg
1,2,4-Trichloro-benzene	**1.7 J**	**26**	**ug/kg**
1,2,3-Trichloropropane	ND	26	ug/kg
1,1,2-Trichloro-1,2,2-trifluoroethane	ND	26	ug/kg
1,2,4-Trimethylbenzene	ND	26	ug/kg

(Continued on next page)

Tetra Tech NUS, Inc

Client Sample ID: ILSD-18

GC/MS Volatiles

Lot-Sample #...: A9F120214-006 Work Order #...: LETQN1AQ Matrix.....: SO

PARAMETER	RESULT	REPORTING LIMIT	UNITS
Vinyl acetate	ND	52	ug/kg
o-Xylene	**1.8 J**	**26**	**ug/kg**
Methyl tert-butyl ether	ND	52	ug/kg
m-Xylene & p-Xylene	ND	52	ug/kg
1,2,3-Trimethylbenzene	ND	26	ug/kg
Diisopropyl Ether (DIPE)	ND	52	ug/kg
Chloromethane	ND	26	ug/kg
Bromomethane	ND	26	ug/kg
Vinyl chloride	ND	26	ug/kg
Chloroethane	ND	26	ug/kg
Methylene chloride	ND	26	ug/kg
Acetone	**61**	**52**	**ug/kg**
Carbon disulfide	ND	26	ug/kg
1,1-Dichloroethene	ND	26	ug/kg
1,1-Dichloroethane	ND	26	ug/kg
Chloroform	ND	26	ug/kg
1,2-Dichloroethane	ND	26	ug/kg
2-Butanone	**18 J**	**52**	**ug/kg**
1,1,1-Trichloroethane	ND	26	ug/kg
Carbon tetrachloride	ND	26	ug/kg
Bromodichloromethane	ND	26	ug/kg
1,2-Dichloropropane	ND	26	ug/kg
cis-1,3-Dichloropropene	ND	26	ug/kg
Trichloroethene	ND	26	ug/kg
Dibromochloromethane	ND	26	ug/kg
Benzene	**4.5 J**	**26**	**ug/kg**
trans-1,3-Dichloropropene	ND	26	ug/kg
Bromoform	ND	26	ug/kg
4-Methyl-2-pentanone	ND	52	ug/kg
2-Hexanone	ND	52	ug/kg
Tetrachloroethene	ND	26	ug/kg
1,1,2,2-Tetrachloroethane	ND	26	ug/kg
Toluene	**2.1 J**	**26**	**ug/kg**
Chlorobenzene	**650**	**26**	**ug/kg**
Ethylbenzene	ND	26	ug/kg
Styrene	ND	26	ug/kg
Xylenes (total)	ND	52	ug/kg

SURROGATE	PERCENT RECOVERY	RECOVERY LIMITS
Dibromofluoromethane	89	(59 - 138)
1,2-Dichloroethane-d4	74	(61 - 130)
Toluene-d8	95	(60 - 143)
4-Bromofluorobenzene	78	(47 - 158)

(Continued on next page)

Tetra Tech NUS, Inc

Client Sample ID: ILSD-18

GC/MS Volatiles

Lot-Sample #...: A9F120214-006 Work Order #...: LETQN1AQ Matrix.....: SO

NOTE(S):

Results and reporting limits have been adjusted for dry weight.

J Estimated result. Result is less than RL.

B Method blank contamination. The associated method blank contains the target analyte at a reportable level.

Tetra Tech NUS, Inc

ILSD-18

GC/MS Volatiles

Lot-Sample #: A9F120214-006 **Work Order #:** LETQN1AQ **Matrix:** SO

MASS SPECTROMETER/DATA SYSTEM (MSDS) TENTATIVELY IDENTIFIED COMPOUNDS

PARAMETER	CAS #	ESTIMATED RESULT		RETENTION TIME	UNITS
Octadecane, 6-methyl-	10544-96-4	27 NJ	M	11.69	ug/kg
2-Undecene, 2,5-dimethyl-	49622-16-4	26 NJ	M	12.141	ug/kg
Heptane, 2,6-dimethyl-	1072-05-5	84 NJ	M	12.293	ug/kg
Unknown		28 J	M	12.694	ug/kg
Tetradecane	629-59-4	83 NJ	M	13.534	ug/kg
Heptadecane, 2,6,10,15-tetr	54833-48-6	84 NJ	M	14.769	ug/kg

NOTE(S):

M: Result was measured against nearest internal standard assuming a response factor of 1.

Tetra Tech NUS, Inc

Client Sample ID: ILSD-19

GC/MS Volatiles

Lot-Sample #...: A9F120214-007	**Work Order #...:** LETQV1AH	**Matrix.....:** SO	
Date Sampled...: 06/11/09 15:25	**Date Received..:** 06/12/09		
Prep Date.....: 06/22/09	**Analysis Date..:** 06/22/09		
Prep Batch #...: 9174609			
Dilution Factor: 1	**Initial Wgt/Vol:** 5 g	**Final Wgt/Vol..:** 5 mL	
% Moisture.....: 20	**Method.....:** SW846 8260B		

PARAMETER	RESULT	REPORTING LIMIT	UNITS
Bromobenzene	ND	6.3	ug/kg
Bromochloromethane	ND	6.3	ug/kg
n-Butylbenzene	ND	6.3	ug/kg
sec-Butylbenzene	ND	6.3	ug/kg
tert-Butylbenzene	ND	6.3	ug/kg
1,2-Dibromo-3-chloro-propane	ND	13	ug/kg
2-Chloroethyl vinyl ether	ND	13	ug/kg
2-Chlorotoluene	ND	6.3	ug/kg
4-Chlorotoluene	ND	6.3	ug/kg
1,2-Dibromoethane	ND	6.3	ug/kg
Dibromomethane	ND	6.3	ug/kg
1,2-Dichlorobenzene	ND	6.3	ug/kg
1,3-Dichlorobenzene	ND	6.3	ug/kg
1,4-Dichlorobenzene	ND	6.3	ug/kg
Dichlorodifluoromethane	ND	6.3	ug/kg
cis-1,2-Dichloroethylene	ND	6.3	ug/kg
trans-1,2-Dichloroethylene	ND	6.3	ug/kg
1,3-Dichloropropane	ND	6.3	ug/kg
2,2-Dichloropropane	ND	6.3	ug/kg
1,1-Dichloropropene	ND	6.3	ug/kg
Trichlorofluoromethane	ND	6.3	ug/kg
Hexachlorobutadiene	ND	6.3	ug/kg
Isopropylbenzene	ND	6.3	ug/kg
p-Isopropyltoluene	ND	6.3	ug/kg
tert-Butyl alcohol	ND	130	ug/kg
Naphthalene	ND	6.3	ug/kg
n-Propylbenzene	ND	6.3	ug/kg
1,1,1,2-Tetrachloroethane	ND	6.3	ug/kg
1,2,3-Trichlorobenzene	ND	6.3	ug/kg
1,2,4-Trichloro-benzene	ND	6.3	ug/kg
1,2,3-Trichloropropane	ND	6.3	ug/kg
1,1,2-Trichloro-1,2,2-trifluoroethane	ND	6.3	ug/kg
1,2,4-Trimethylbenzene	ND	6.3	ug/kg
Vinyl acetate	ND	13	ug/kg
o-Xylene	ND	6.3	ug/kg

(Continued on next page)

Tetra Tech NUS, Inc

Client Sample ID: ILSD-19

GC/MS Volatiles

Lot-Sample #...: A9F120214-007 **Work Order #...:** LETQV1AH **Matrix.....:** SO

PARAMETER	RESULT	REPORTING LIMIT	UNITS
Methyl tert-butyl ether	ND	13	ug/kg
m-Xylene & p-Xylene	ND	13	ug/kg
1,2,3-Trimethylbenzene	ND	6.3	ug/kg
Diisopropyl Ether (DIPE)	ND	13	ug/kg
Ethyl-t-Butyl Ether (ETBE)	ND	6.3	ug/kg
Tert-amyl methyl ether (TAME)	ND	6.3	ug/kg
Chloromethane	ND	6.3	ug/kg
Bromomethane	ND	6.3	ug/kg
Vinyl chloride	ND	6.3	ug/kg
Chloroethane	ND	6.3	ug/kg
Methylene chloride	ND	6.3	ug/kg
Acetone	ND	13	ug/kg
Carbon disulfide	ND	6.3	ug/kg
1,1-Dichloroethene	ND	6.3	ug/kg
1,1-Dichloroethane	ND	6.3	ug/kg
Chloroform	ND	6.3	ug/kg
1,2-Dichloroethane	ND	6.3	ug/kg
2-Butanone	ND	13	ug/kg
1,1,1-Trichloroethane	ND	6.3	ug/kg
Carbon tetrachloride	ND	6.3	ug/kg
Bromodichloromethane	ND	6.3	ug/kg
1,2-Dichloropropane	ND	6.3	ug/kg
cis-1,3-Dichloropropene	ND	6.3	ug/kg
Trichloroethene	ND	6.3	ug/kg
Dibromochloromethane	ND	6.3	ug/kg
Benzene	ND	6.3	ug/kg
trans-1,3-Dichloropropene	ND	6.3	ug/kg
Bromoform	ND	6.3	ug/kg
4-Methyl-2-pentanone	ND	13	ug/kg
2-Hexanone	ND	13	ug/kg
Tetrachloroethene	ND	6.3	ug/kg
1,1,2,2-Tetrachloroethane	ND	6.3	ug/kg
Toluene	ND	6.3	ug/kg
Chlorobenzene	ND	6.3	ug/kg
Ethylbenzene	ND	6.3	ug/kg
Styrene	ND	6.3	ug/kg
Xylenes (total)	ND	13	ug/kg

SURROGATE	PERCENT RECOVERY	RECOVERY LIMITS
Dibromofluoromethane	88	(59 - 138)
1,2-Dichloroethane-d4	73	(61 - 130)
Toluene-d8	91	(60 - 143)
4-Bromofluorobenzene	77	(47 - 158)

NOTE(S):

Results and reporting limits have been adjusted for dry weight.

Tetra Tech NUS, Inc

ILSD-19

GC/MS Volatiles

Lot-Sample #: A9F120214-007 **Work Order #:** LETQV1AH **Matrix:** SO

MASS SPECTROMETER/DATA SYSTEM (MSDS) TENTATIVELY IDENTIFIED COMPOUNDS

PARAMETER	CAS #	ESTIMATED RESULT	RETENTION TIME	UNITS
None				ug/kg

Tetra Tech NUS, Inc

Client Sample ID: ILSD-20

GC/MS Volatiles

Lot-Sample #...:	A9F120214-005	**Work Order #...:**	LETQL1AH	**Matrix.....:**	SO
Date Sampled...:	06/11/09 14:05	**Date Received..:**	06/12/09		
Prep Date.....:	06/19/09	**Analysis Date..:**	06/19/09		
Prep Batch #...:	9173556				
Dilution Factor:	1	**Initial Wgt/Vol:**	5 g	**Final Wgt/Vol..:**	5 mL
% Moisture.....:	21	**Method.....:**	SW846 8260B		

PARAMETER	RESULT	REPORTING LIMIT	UNITS
Bromobenzene	ND	6.3	ug/kg
Bromochloromethane	ND	6.3	ug/kg
n-Butylbenzene	ND	6.3	ug/kg
sec-Butylbenzene	ND	6.3	ug/kg
tert-Butylbenzene	ND	6.3	ug/kg
1,2-Dibromo-3-chloro-propane	ND	13	ug/kg
2-Chloroethyl vinyl ether	ND	13	ug/kg
2-Chlorotoluene	ND	6.3	ug/kg
4-Chlorotoluene	ND	6.3	ug/kg
1,2-Dibromoethane	ND	6.3	ug/kg
Dibromomethane	ND	6.3	ug/kg
1,2-Dichlorobenzene	ND	6.3	ug/kg
1,3-Dichlorobenzene	ND	6.3	ug/kg
1,4-Dichlorobenzene	ND	6.3	ug/kg
Dichlorodifluoromethane	ND	6.3	ug/kg
cis-1,2-Dichloroethylene	ND	6.3	ug/kg
trans-1,2-Dichloroethylene	ND	6.3	ug/kg
1,3-Dichloropropane	ND	6.3	ug/kg
2,2-Dichloropropane	ND	6.3	ug/kg
1,1-Dichloropropene	ND	6.3	ug/kg
Trichlorofluoromethane	ND	6.3	ug/kg
Hexachlorobutadiene	ND	6.3	ug/kg
Isopropylbenzene	ND	6.3	ug/kg
p-Isopropyltoluene	ND	6.3	ug/kg
tert-Butyl alcohol	ND	130	ug/kg
Naphthalene	ND	6.3	ug/kg
n-Propylbenzene	ND	6.3	ug/kg
1,1,1,2-Tetrachloroethane	ND	6.3	ug/kg
1,2,3-Trichlorobenzene	ND	6.3	ug/kg
1,2,4-Trichloro-benzene	ND	6.3	ug/kg
1,2,3-Trichloropropane	ND	6.3	ug/kg
1,1,2-Trichloro-1,2,2-trifluoroethane	ND	6.3	ug/kg
1,2,4-Trimethylbenzene	ND	6.3	ug/kg
Vinyl acetate	ND	13	ug/kg
o-Xylene	ND	6.3	ug/kg

(Continued on next page)

Tetra Tech NUS, Inc

Client Sample ID: ILSD-20

GC/MS Volatiles

Lot-Sample #...: A9F120214-005 **Work Order #...:** LETQL1AH **Matrix.....:** SO

PARAMETER	RESULT	REPORTING LIMIT	UNITS
Methyl tert-butyl ether	ND	13	ug/kg
m-Xylene & p-Xylene	ND	13	ug/kg
1,2,3-Trimethylbenzene	ND	6.3	ug/kg
Diisopropyl Ether (DIPE)	ND	13	ug/kg
Ethyl-t-Butyl Ether (ETBE)	ND	6.3	ug/kg
Tert-amyl methyl ether (TAME)	ND	6.3	ug/kg
Chloromethane	ND	6.3	ug/kg
Bromomethane	ND	6.3	ug/kg
Vinyl chloride	ND	6.3	ug/kg
Chloroethane	ND	6.3	ug/kg
Methylene chloride	ND	6.3	ug/kg
Acetone	ND	13	ug/kg
Carbon disulfide	ND	6.3	ug/kg
1,1-Dichloroethene	ND	6.3	ug/kg
1,1-Dichloroethane	ND	6.3	ug/kg
Chloroform	ND	6.3	ug/kg
1,2-Dichloroethane	ND	6.3	ug/kg
2-Butanone	ND	13	ug/kg
1,1,1-Trichloroethane	ND	6.3	ug/kg
Carbon tetrachloride	ND	6.3	ug/kg
Bromodichloromethane	ND	6.3	ug/kg
1,2-Dichloropropane	ND	6.3	ug/kg
cis-1,3-Dichloropropene	ND	6.3	ug/kg
Trichloroethene	ND	6.3	ug/kg
Dibromochloromethane	ND	6.3	ug/kg
Benzene	ND	6.3	ug/kg
trans-1,3-Dichloropropene	ND	6.3	ug/kg
Bromoform	ND	6.3	ug/kg
4-Methyl-2-pentanone	ND	13	ug/kg
2-Hexanone	ND	13	ug/kg
Tetrachloroethene	ND	6.3	ug/kg
1,1,2,2-Tetrachloroethane	ND	6.3	ug/kg
Toluene	**3.5 J**	**6.3**	**ug/kg**
Chlorobenzene	ND	6.3	ug/kg
Ethylbenzene	ND	6.3	ug/kg
Styrene	ND	6.3	ug/kg
Xylenes (total)	ND	13	ug/kg

SURROGATE	PERCENT RECOVERY	RECOVERY LIMITS
Dibromofluoromethane	99	(59 - 138)
1,2-Dichloroethane-d4	84	(61 - 130)
Toluene-d8	101	(60 - 143)
4-Bromofluorobenzene	80	(47 - 158)

(Continued on next page)

Tetra Tech NUS, Inc

Client Sample ID: ILSD-20

GC/MS Volatiles

Lot-Sample #...: A9F120214-005 Work Order #...: LETQL1AH Matrix.....: SO

NOTE(S):

Results and reporting limits have been adjusted for dry weight.

J Estimated result. Result is less than RL.

Tetra Tech NUS, Inc

ILSD-20

GC/MS Volatiles

Lot-Sample #: A9F120214-005 **Work Order #:** LETQL1AH **Matrix:** SO

MASS SPECTROMETER/DATA SYSTEM (MSDS) TENTATIVELY IDENTIFIED COMPOUNDS

PARAMETER	CAS #	ESTIMATED RESULT	RETENTION TIME	UNITS
None				ug/kg

Tetra Tech NUS, Inc

Client Sample ID: ILSD-4

GC/MS Volatiles

Lot-Sample #...:	A9F110135-001	**Work Order #...:**	LEN871AE	**Matrix.....:**	SO
Date Sampled...:	06/10/09 10:50	**Date Received..:**	06/11/09		
Prep Date.....:	06/19/09	**Analysis Date..:**	06/19/09		
Prep Batch #...:	9173556				
Dilution Factor:	1	**Initial Wgt/Vol:**	5 g	**Final Wgt/Vol..:**	5 mL
% Moisture.....:	50	**Method.....:**	SW846 8260B		

PARAMETER	RESULT	REPORTING LIMIT	UNITS
Bromobenzene	ND	9.9	ug/kg
Bromochloromethane	ND	9.9	ug/kg
n-Butylbenzene	ND	9.9	ug/kg
sec-Butylbenzene	ND	9.9	ug/kg
tert-Butylbenzene	ND	9.9	ug/kg
1,2-Dibromo-3-chloro-propane	ND	20	ug/kg
2-Chloroethyl vinyl ether	ND	20	ug/kg
2-Chlorotoluene	ND	9.9	ug/kg
4-Chlorotoluene	ND	9.9	ug/kg
1,2-Dibromoethane	ND	9.9	ug/kg
Dibromomethane	ND	9.9	ug/kg
1,2-Dichlorobenzene	ND	9.9	ug/kg
1,3-Dichlorobenzene	ND	9.9	ug/kg
1,4-Dichlorobenzene	ND	9.9	ug/kg
Dichlorodifluoromethane	ND	9.9	ug/kg
cis-1,2-Dichloroethylene	ND	9.9	ug/kg
trans-1,2-Dichloroethylene	ND	9.9	ug/kg
1,3-Dichloropropane	ND	9.9	ug/kg
2,2-Dichloropropane	ND	9.9	ug/kg
1,1-Dichloropropene	ND	9.9	ug/kg
Trichlorofluoromethane	ND	9.9	ug/kg
Hexachlorobutadiene	ND	9.9	ug/kg
Isopropylbenzene	ND	9.9	ug/kg
p-Isopropyltoluene	ND	9.9	ug/kg
tert-Butyl alcohol	ND	200	ug/kg
Naphthalene	**2.4 J,B**	**9.9**	**ug/kg**
n-Propylbenzene	ND	9.9	ug/kg
1,1,1,2-Tetrachloroethane	ND	9.9	ug/kg
1,2,3-Trichlorobenzene	**0.99 J,B**	**9.9**	**ug/kg**
1,2,4-Trichloro-benzene	**0.99 J,B**	**9.9**	**ug/kg**
1,2,3-Trichloropropane	ND	9.9	ug/kg
1,1,2-Trichloro-1,2,2-trifluoroethane	ND	9.9	ug/kg
1,2,4-Trimethylbenzene	ND	9.9	ug/kg
Vinyl acetate	ND	20	ug/kg
o-Xylene	ND	9.9	ug/kg

(Continued on next page)

Tetra Tech NUS, Inc

Client Sample ID: ILSD-4

GC/MS Volatiles

Lot-Sample #...: A9F110135-001 **Work Order #...:** LEN871AE **Matrix.....:** SO

PARAMETER	RESULT	REPORTING LIMIT	UNITS
Methyl tert-butyl ether	ND	20	ug/kg
m-Xylene & p-Xylene	ND	20	ug/kg
1,2,3-Trimethylbenzene	ND	9.9	ug/kg
Diisopropyl Ether (DIPE)	ND	20	ug/kg
Ethyl-t-Butyl Ether (ETBE)	ND	9.9	ug/kg
Tert-amyl methyl ether (TAME)	ND	9.9	ug/kg
Chloromethane	ND	9.9	ug/kg
Bromomethane	ND	9.9	ug/kg
Vinyl chloride	ND	9.9	ug/kg
Chloroethane	ND	9.9	ug/kg
Methylene chloride	ND	9.9	ug/kg
Acetone	ND	20	ug/kg
Carbon disulfide	ND	9.9	ug/kg
1,1-Dichloroethene	ND	9.9	ug/kg
1,1-Dichloroethane	ND	9.9	ug/kg
Chloroform	ND	9.9	ug/kg
1,2-Dichloroethane	ND	9.9	ug/kg
2-Butanone	ND	20	ug/kg
1,1,1-Trichloroethane	ND	9.9	ug/kg
Carbon tetrachloride	ND	9.9	ug/kg
Bromodichloromethane	ND	9.9	ug/kg
1,2-Dichloropropane	ND	9.9	ug/kg
cis-1,3-Dichloropropene	ND	9.9	ug/kg
Trichloroethene	**11**	**9.9**	**ug/kg**
Dibromochloromethane	ND	9.9	ug/kg
Benzene	ND	9.9	ug/kg
trans-1,3-Dichloropropene	ND	9.9	ug/kg
Bromoform	ND	9.9	ug/kg
4-Methyl-2-pentanone	ND	20	ug/kg
2-Hexanone	ND	20	ug/kg
Tetrachloroethene	ND	9.9	ug/kg
1,1,2,2-Tetrachloroethane	ND	9.9	ug/kg
Toluene	ND	9.9	ug/kg
Chlorobenzene	ND	9.9	ug/kg
Ethylbenzene	ND	9.9	ug/kg
Styrene	ND	9.9	ug/kg
Xylenes (total)	ND	20	ug/kg

SURROGATE	PERCENT RECOVERY	RECOVERY LIMITS
Dibromofluoromethane	101	(59 - 138)
1,2-Dichloroethane-d4	82	(61 - 130)
Toluene-d8	98	(60 - 143)
4-Bromofluorobenzene	74	(47 - 158)

(Continued on next page)

Tetra Tech NUS, Inc

Client Sample ID: ILSD-4

GC/MS Volatiles

Lot-Sample #...: A9F110135-001 Work Order #...: LEN871AE Matrix.....: SO

NOTE(S):

Results and reporting limits have been adjusted for dry weight.

J Estimated result. Result is less than RL.

B Method blank contamination. The associated method blank contains the target analyte at a reportable level.

Tetra Tech NUS, Inc

ILSD-4

GC/MS Volatiles

Lot-Sample #: A9F110135-001 **Work Order #:** LEN871AE **Matrix:** SO

MASS SPECTROMETER/DATA SYSTEM (MSDS) TENTATIVELY IDENTIFIED COMPOUNDS

PARAMETER	CAS #	ESTIMATED RESULT	RETENTION TIME	UNITS
None				ug/kg

Tetra Tech NUS, Inc

Client Sample ID: ILSD-7

GC/MS Volatiles

Lot-Sample #...:	A9F120214-011	**Work Order #...:**	LETQ51AH	**Matrix.....:**	SO
Date Sampled...:	06/11/09 17:15	**Date Received..:**	06/12/09		
Prep Date.....:	06/22/09	**Analysis Date..:**	06/22/09		
Prep Batch #...:	9174609				
Dilution Factor:	1	**Initial Wgt/Vol:**	5 g	**Final Wgt/Vol..:**	5 mL
% Moisture.....:	20	**Method.....:**	SW846 8260B		

PARAMETER	RESULT	REPORTING LIMIT	UNITS
Bromobenzene	ND	6.3	ug/kg
Bromochloromethane	ND	6.3	ug/kg
n-Butylbenzene	ND	6.3	ug/kg
sec-Butylbenzene	ND	6.3	ug/kg
tert-Butylbenzene	ND	6.3	ug/kg
1,2-Dibromo-3-chloro-propane	ND	13	ug/kg
2-Chloroethyl vinyl ether	ND	13	ug/kg
2-Chlorotoluene	ND	6.3	ug/kg
4-Chlorotoluene	ND	6.3	ug/kg
1,2-Dibromoethane	ND	6.3	ug/kg
Dibromomethane	ND	6.3	ug/kg
1,2-Dichlorobenzene	ND	6.3	ug/kg
1,3-Dichlorobenzene	ND	6.3	ug/kg
1,4-Dichlorobenzene	ND	6.3	ug/kg
Dichlorodifluoromethane	ND	6.3	ug/kg
cis-1,2-Dichloroethylene	ND	6.3	ug/kg
trans-1,2-Dichloroethylene	ND	6.3	ug/kg
1,3-Dichloropropane	ND	6.3	ug/kg
2,2-Dichloropropane	ND	6.3	ug/kg
1,1-Dichloropropene	ND	6.3	ug/kg
Trichlorofluoromethane	ND	6.3	ug/kg
Hexachlorobutadiene	ND	6.3	ug/kg
Isopropylbenzene	ND	6.3	ug/kg
p-Isopropyltoluene	ND	6.3	ug/kg
tert-Butyl alcohol	ND	130	ug/kg
Naphthalene	ND	6.3	ug/kg
n-Propylbenzene	ND	6.3	ug/kg
1,1,1,2-Tetrachloroethane	ND	6.3	ug/kg
1,2,3-Trichlorobenzene	ND	6.3	ug/kg
1,2,4-Trichloro-benzene	ND	6.3	ug/kg
1,2,3-Trichloropropane	ND	6.3	ug/kg
1,1,2-Trichloro-1,2,2-trifluoroethane	ND	6.3	ug/kg
1,2,4-Trimethylbenzene	ND	6.3	ug/kg
Vinyl acetate	ND	13	ug/kg
o-Xylene	ND	6.3	ug/kg

(Continued on next page)

Tetra Tech NUS, Inc

Client Sample ID: ILSD-7

GC/MS Volatiles

Lot-Sample #...: A9F120214-011 **Work Order #...:** LETQ51AH **Matrix.....:** SO

PARAMETER	RESULT	REPORTING LIMIT	UNITS
Methyl tert-butyl ether	ND	13	ug/kg
m-Xylene & p-Xylene	ND	13	ug/kg
1,2,3-Trimethylbenzene	ND	6.3	ug/kg
Diisopropyl Ether (DIPE)	ND	13	ug/kg
Ethyl-t-Butyl Ether (ETBE)	ND	6.3	ug/kg
Tert-amyl methyl ether (TAME)	ND	6.3	ug/kg
Chloromethane	ND	6.3	ug/kg
Bromomethane	ND	6.3	ug/kg
Vinyl chloride	ND	6.3	ug/kg
Chloroethane	ND	6.3	ug/kg
Methylene chloride	ND	6.3	ug/kg
Acetone	ND	13	ug/kg
Carbon disulfide	ND	6.3	ug/kg
1,1-Dichloroethene	ND	6.3	ug/kg
1,1-Dichloroethane	ND	6.3	ug/kg
Chloroform	ND	6.3	ug/kg
1,2-Dichloroethane	ND	6.3	ug/kg
2-Butanone	ND	13	ug/kg
1,1,1-Trichloroethane	ND	6.3	ug/kg
Carbon tetrachloride	ND	6.3	ug/kg
Bromodichloromethane	ND	6.3	ug/kg
1,2-Dichloropropane	ND	6.3	ug/kg
cis-1,3-Dichloropropene	ND	6.3	ug/kg
Trichloroethene	ND	6.3	ug/kg
Dibromochloromethane	ND	6.3	ug/kg
Benzene	ND	6.3	ug/kg
trans-1,3-Dichloropropene	ND	6.3	ug/kg
Bromoform	ND	6.3	ug/kg
4-Methyl-2-pentanone	ND	13	ug/kg
2-Hexanone	ND	13	ug/kg
Tetrachloroethene	ND	6.3	ug/kg
1,1,2,2-Tetrachloroethane	ND	6.3	ug/kg
Toluene	**11**	**6.3**	**ug/kg**
Chlorobenzene	ND	6.3	ug/kg
Ethylbenzene	ND	6.3	ug/kg
Styrene	ND	6.3	ug/kg
Xylenes (total)	ND	13	ug/kg

SURROGATE	PERCENT RECOVERY	RECOVERY LIMITS
Dibromofluoromethane	89	(59 - 138)
1,2-Dichloroethane-d4	74	(61 - 130)
Toluene-d8	94	(60 - 143)
4-Bromofluorobenzene	79	(47 - 158)

NOTE(S):

Results and reporting limits have been adjusted for dry weight.

Tetra Tech NUS, Inc

ILSD-7

GC/MS Volatiles

Lot-Sample #: A9F120214-011 **Work Order #:** LETQ51AH **Matrix:** SO

MASS SPECTROMETER/DATA SYSTEM (MSDS) TENTATIVELY IDENTIFIED COMPOUNDS

PARAMETER	CAS #	ESTIMATED RESULT	RETENTION TIME	UNITS
None				ug/kg

Tetra Tech NUS, Inc

Client Sample ID: ILSD-8

GC/MS Volatiles

Lot-Sample #...:	A9F110135-002	**Work Order #...:**	LEN9T1AH	**Matrix.....:**	SO
Date Sampled...:	06/10/09 11:35	**Date Received..:**	06/11/09		
Prep Date.....:	06/19/09	**Analysis Date..:**	06/19/09		
Prep Batch #...:	9173556				
Dilution Factor:	1	**Initial Wgt/Vol:**	5 g	**Final Wgt/Vol..:**	5 mL
% Moisture.....:	27	**Method.....:**	SW846 8260B		

PARAMETER	RESULT	REPORTING LIMIT	UNITS
Bromobenzene	ND	6.9	ug/kg
Bromochloromethane	ND	6.9	ug/kg
n-Butylbenzene	ND	6.9	ug/kg
sec-Butylbenzene	ND	6.9	ug/kg
tert-Butylbenzene	ND	6.9	ug/kg
1,2-Dibromo-3-chloro-propane	ND	14	ug/kg
2-Chloroethyl vinyl ether	ND	14	ug/kg
2-Chlorotoluene	ND	6.9	ug/kg
4-Chlorotoluene	ND	6.9	ug/kg
1,2-Dibromoethane	ND	6.9	ug/kg
Dibromomethane	ND	6.9	ug/kg
1,2-Dichlorobenzene	ND	6.9	ug/kg
1,3-Dichlorobenzene	ND	6.9	ug/kg
1,4-Dichlorobenzene	ND	6.9	ug/kg
Dichlorodifluoromethane	ND	6.9	ug/kg
cis-1,2-Dichloroethylene	**8.2**	**6.9**	**ug/kg**
trans-1,2-Dichloroethylene	ND	6.9	ug/kg
1,3-Dichloropropane	ND	6.9	ug/kg
2,2-Dichloropropane	ND	6.9	ug/kg
1,1-Dichloropropene	ND	6.9	ug/kg
Trichlorofluoromethane	ND	6.9	ug/kg
Hexachlorobutadiene	ND	6.9	ug/kg
Isopropylbenzene	ND	6.9	ug/kg
p-Isopropyltoluene	ND	6.9	ug/kg
tert-Butyl alcohol	ND	140	ug/kg
Naphthalene	**0.32 J,B**	**6.9**	**ug/kg**
n-Propylbenzene	ND	6.9	ug/kg
1,1,1,2-Tetrachloroethane	ND	6.9	ug/kg
1,2,3-Trichlorobenzene	ND	6.9	ug/kg
1,2,4-Trichloro-benzene	**0.42 J,B**	**6.9**	**ug/kg**
1,2,3-Trichloropropane	ND	6.9	ug/kg
1,1,2-Trichloro-1,2,2-trifluoroethane	ND	6.9	ug/kg
1,2,4-Trimethylbenzene	ND	6.9	ug/kg
Vinyl acetate	ND	14	ug/kg
o-Xylene	ND	6.9	ug/kg

(Continued on next page)

Tetra Tech NUS, Inc

Client Sample ID: ILSD-8

GC/MS Volatiles

Lot-Sample #...: A9F110135-002 **Work Order #...:** LEN9T1AH **Matrix.....:** SO

PARAMETER	RESULT	REPORTING LIMIT	UNITS
Methyl tert-butyl ether	ND	14	ug/kg
m-Xylene & p-Xylene	ND	14	ug/kg
1,2,3-Trimethylbenzene	ND	6.9	ug/kg
Diisopropyl Ether (DIPE)	ND	14	ug/kg
Ethyl-t-Butyl Ether (ETBE)	ND	6.9	ug/kg
Tert-amyl methyl ether (TAME)	ND	6.9	ug/kg
Chloromethane	ND	6.9	ug/kg
Bromomethane	ND	6.9	ug/kg
Vinyl chloride	ND	6.9	ug/kg
Chloroethane	ND	6.9	ug/kg
Methylene chloride	ND	6.9	ug/kg
Acetone	ND	14	ug/kg
Carbon disulfide	ND	6.9	ug/kg
1,1-Dichloroethene	ND	6.9	ug/kg
1,1-Dichloroethane	ND	6.9	ug/kg
Chloroform	ND	6.9	ug/kg
1,2-Dichloroethane	ND	6.9	ug/kg
2-Butanone	ND	14	ug/kg
1,1,1-Trichloroethane	ND	6.9	ug/kg
Carbon tetrachloride	ND	6.9	ug/kg
Bromodichloromethane	ND	6.9	ug/kg
1,2-Dichloropropane	ND	6.9	ug/kg
cis-1,3-Dichloropropene	ND	6.9	ug/kg
Trichloroethene	**37**	**6.9**	**ug/kg**
Dibromochloromethane	ND	6.9	ug/kg
Benzene	ND	6.9	ug/kg
trans-1,3-Dichloropropene	ND	6.9	ug/kg
Bromoform	ND	6.9	ug/kg
4-Methyl-2-pentanone	ND	14	ug/kg
2-Hexanone	ND	14	ug/kg
Tetrachloroethene	ND	6.9	ug/kg
1,1,2,2-Tetrachloroethane	ND	6.9	ug/kg
Toluene	ND	6.9	ug/kg
Chlorobenzene	ND	6.9	ug/kg
Ethylbenzene	ND	6.9	ug/kg
Styrene	ND	6.9	ug/kg
Xylenes (total)	ND	14	ug/kg

SURROGATE	PERCENT RECOVERY	RECOVERY LIMITS
Dibromofluoromethane	99	(59 - 138)
1,2-Dichloroethane-d4	82	(61 - 130)
Toluene-d8	102	(60 - 143)
4-Bromofluorobenzene	84	(47 - 158)

(Continued on next page)

Tetra Tech NUS, Inc

Client Sample ID: ILSD-8

GC/MS Volatiles

Lot-Sample #...: A9F110135-002 Work Order #...: LEN9T1AH Matrix.....: SO

NOTE(S):

Results and reporting limits have been adjusted for dry weight.

J Estimated result. Result is less than RL.

B Method blank contamination. The associated method blank contains the target analyte at a reportable level.

Tetra Tech NUS, Inc

ILSD-8

GC/MS Volatiles

Lot-Sample #: A9F110135-002 **Work Order #:** LEN9T1AH **Matrix:** SO

MASS SPECTROMETER/DATA SYSTEM (MSDS) TENTATIVELY IDENTIFIED COMPOUNDS

PARAMETER	CAS #	ESTIMATED RESULT	RETENTION TIME	UNITS
None				ug/kg

Tetra Tech NUS, Inc

Client Sample ID: MHSD-4

GC/MS Volatiles

Lot-Sample #...:	A9F120214-008	**Work Order #...:**	LETQW1AQ	**Matrix.....:**	SO
Date Sampled...:	06/11/09 16:00	**Date Received..:**	06/12/09		
Prep Date.....:	06/24/09	**Analysis Date..:**	06/24/09		
Prep Batch #...:	9176375				
Dilution Factor:	0.99	**Initial Wgt/Vol:**	5.04 g	**Final Wgt/Vol..:**	5 mL
% Moisture.....:	34	**Method.....:**	SW846 8260B		

PARAMETER	RESULT	REPORTING LIMIT	UNITS
Acetone	**180 J,B**	**750**	**ug/kg**
Benzene	**61 J**	**380**	**ug/kg**
Bromobenzene	ND	380	ug/kg
Bromochloromethane	ND	380	ug/kg
Bromodichloromethane	ND	380	ug/kg
Bromoform	ND	380	ug/kg
Bromomethane	ND	380	ug/kg
2-Butanone	**360 J,B**	**750**	**ug/kg**
n-Butylbenzene	ND	380	ug/kg
sec-Butylbenzene	ND	380	ug/kg
tert-Butylbenzene	ND	380	ug/kg
Carbon disulfide	ND	380	ug/kg
Carbon tetrachloride	ND	380	ug/kg
Chlorobenzene	**2500**	**380**	**ug/kg**
Dibromochloromethane	ND	380	ug/kg
1,2-Dibromo-3-chloro-propane	ND	750	ug/kg
Chloroethane	ND	380	ug/kg
2-Chloroethyl vinyl ether	ND	750	ug/kg
Chloroform	ND	380	ug/kg
Chloromethane	ND	380	ug/kg
2-Chlorotoluene	ND	380	ug/kg
4-Chlorotoluene	ND	380	ug/kg
1,2-Dibromoethane	ND	380	ug/kg
Dibromomethane	ND	380	ug/kg
1,2-Dichlorobenzene	ND	380	ug/kg
1,3-Dichlorobenzene	**61 J**	**380**	**ug/kg**
1,4-Dichlorobenzene	**150 J**	**380**	**ug/kg**
Dichlorodifluoromethane	ND	380	ug/kg
1,1-Dichloroethane	ND	380	ug/kg
1,2-Dichloroethane	ND	380	ug/kg
1,1-Dichloroethene	ND	380	ug/kg
cis-1,2-Dichloroethylene	ND	380	ug/kg
trans-1,2-Dichloroethylene	ND	380	ug/kg
1,2-Dichloropropane	ND	380	ug/kg
1,3-Dichloropropane	ND	380	ug/kg
2,2-Dichloropropane	ND	380	ug/kg
1,1-Dichloropropene	ND	380	ug/kg

(Continued on next page)

Tetra Tech NUS, Inc

Client Sample ID: MHSD-4

GC/MS Volatiles

Lot-Sample #...: A9F120214-008 **Work Order #...:** LETQW1AQ **Matrix.....:** SO

PARAMETER	RESULT	REPORTING LIMIT	UNITS
cis-1,3-Dichloropropene	ND	380	ug/kg
trans-1,3-Dichloropropene	ND	380	ug/kg
Ethylbenzene	ND	380	ug/kg
Trichlorofluoromethane	ND	380	ug/kg
Hexachlorobutadiene	ND	380	ug/kg
2-Hexanone	ND	750	ug/kg
Isopropylbenzene	ND	380	ug/kg
p-Isopropyltoluene	ND	380	ug/kg
tert-Butyl alcohol	ND	7500	ug/kg
Methylene chloride	ND	380	ug/kg
4-Methyl-2-pentanone	ND	750	ug/kg
Naphthalene	**300 J**	**380**	**ug/kg**
n-Propylbenzene	ND	380	ug/kg
Styrene	ND	380	ug/kg
1,1,1,2-Tetrachloroethane	ND	380	ug/kg
1,1,2,2-Tetrachloroethane	ND	380	ug/kg
Tetrachloroethene	ND	380	ug/kg
Toluene	ND	380	ug/kg
1,2,3-Trichlorobenzene	ND	380	ug/kg
1,2,4-Trichloro-benzene	**45 J**	**380**	**ug/kg**
1,1,1-Trichloroethane	ND	380	ug/kg
Trichloroethene	ND	380	ug/kg
1,2,3-Trichloropropane	ND	380	ug/kg
1,1,2-Trichloro-1,2,2-trifluoroethane	ND	380	ug/kg
1,2,4-Trimethylbenzene	ND	380	ug/kg
Vinyl acetate	ND	750	ug/kg
Vinyl chloride	ND	380	ug/kg
o-Xylene	ND	380	ug/kg
Xylenes (total)	ND	750	ug/kg
Methyl tert-butyl ether	ND	750	ug/kg
m-Xylene & p-Xylene	ND	750	ug/kg
1,2,3-Trimethylbenzene	ND	380	ug/kg
Diisopropyl Ether (DIPE)	ND	750	ug/kg
Ethyl-t-Butyl Ether (ETBE)	ND	380	ug/kg
Tert-amyl methyl ether (TAME)	ND	380	ug/kg

SURROGATE	PERCENT RECOVERY	RECOVERY LIMITS
Dibromofluoromethane	62	(59 - 138)
1,2-Dichloroethane-d4	60 *	(61 - 130)
Toluene-d8	65	(60 - 143)
4-Bromofluorobenzene	57	(47 - 158)

(Continued on next page)

Tetra Tech NUS, Inc

Client Sample ID: MHSD-4

GC/MS Volatiles

Lot-Sample #...: A9F120214-008 Work Order #...: LETQW1AQ Matrix.....: SO

NOTE(S):

* Surrogate recovery is outside stated control limits.

Results and reporting limits have been adjusted for dry weight.

J Estimated result. Result is less than RL.

B Method blank contamination. The associated method blank contains the target analyte at a reportable level.

Tetra Tech NUS, Inc

MHSD-4

GC/MS Volatiles

Lot-Sample #: A9F120214-008 **Work Order #:** LETQW1AQ **Matrix:** SO

MASS SPECTROMETER/DATA SYSTEM (MSDS) TENTATIVELY IDENTIFIED COMPOUNDS

PARAMETER	CAS #	ESTIMATED RESULT	RETENTION TIME	UNITS
None				ug/kg

Tetra Tech NUS, Inc

Client Sample ID: MHSD-7

GC/MS Volatiles

Lot-Sample #...:	A9F120214-010	**Work Order #...:**	LETQ21AH	**Matrix.....:**	SO
Date Sampled...:	06/11/09 16:50	**Date Received..:**	06/12/09		
Prep Date.....:	06/23/09	**Analysis Date..:**	06/23/09		
Prep Batch #...:	9174609				
Dilution Factor:	2	**Initial Wgt/Vol:**	5 g	**Final Wgt/Vol..:**	5 mL
% Moisture.....:	60	**Method.....:**	SW846 8260B		

PARAMETER	RESULT	REPORTING LIMIT	UNITS
Bromobenzene	ND	25	ug/kg
Bromochloromethane	ND	25	ug/kg
n-Butylbenzene	ND	25	ug/kg
sec-Butylbenzene	**3.1 J**	**25**	**ug/kg**
tert-Butylbenzene	ND	25	ug/kg
1,2-Dibromo-3-chloro-propane	ND	50	ug/kg
2-Chloroethyl vinyl ether	ND	50	ug/kg
2-Chlorotoluene	ND	25	ug/kg
4-Chlorotoluene	ND	25	ug/kg
1,2-Dibromoethane	ND	25	ug/kg
Dibromomethane	ND	25	ug/kg
1,2-Dichlorobenzene	**33**	**25**	**ug/kg**
1,3-Dichlorobenzene	**320**	**25**	**ug/kg**
1,4-Dichlorobenzene	**480**	**25**	**ug/kg**
Dichlorodifluoromethane	ND	25	ug/kg
cis-1,2-Dichloroethylene	ND	25	ug/kg
trans-1,2-Dichloroethylene	ND	25	ug/kg
1,3-Dichloropropane	ND	25	ug/kg
2,2-Dichloropropane	ND	25	ug/kg
1,1-Dichloropropene	ND	25	ug/kg
Trichlorofluoromethane	ND	25	ug/kg
Hexachlorobutadiene	ND	25	ug/kg
Isopropylbenzene	**2.6 J**	**25**	**ug/kg**
p-Isopropyltoluene	**1.3 J**	**25**	**ug/kg**
tert-Butyl alcohol	ND	500	ug/kg
Naphthalene	ND	25	ug/kg
n-Propylbenzene	ND	25	ug/kg
1,1,1,2-Tetrachloroethane	ND	25	ug/kg
1,2,3-Trichlorobenzene	ND	25	ug/kg
1,2,4-Trichloro-benzene	ND	25	ug/kg
1,2,3-Trichloropropane	ND	25	ug/kg
1,1,2-Trichloro-1,2,2-trifluoroethane	ND	25	ug/kg
1,2,4-Trimethylbenzene	ND	25	ug/kg
Vinyl acetate	ND	50	ug/kg
o-Xylene	ND	25	ug/kg

(Continued on next page)

Tetra Tech NUS, Inc

Client Sample ID: MHSD-7

GC/MS Volatiles

Lot-Sample #...: A9F120214-010 **Work Order #...:** LETQ21AH **Matrix.....:** SO

PARAMETER	RESULT	REPORTING LIMIT	UNITS
Methyl tert-butyl ether	ND	50	ug/kg
m-Xylene & p-Xylene	ND	50	ug/kg
1,2,3-Trimethylbenzene	ND	25	ug/kg
Diisopropyl Ether (DIPE)	ND	50	ug/kg
Ethyl-t-Butyl Ether (ETBE)	ND	25	ug/kg
Tert-amyl methyl ether (TAME)	ND	25	ug/kg
Chloromethane	ND	25	ug/kg
Bromomethane	ND	25	ug/kg
Vinyl chloride	ND	25	ug/kg
Chloroethane	ND	25	ug/kg
Methylene chloride	ND	25	ug/kg
Acetone	**44 J**	**50**	**ug/kg**
Carbon disulfide	ND	25	ug/kg
1,1-Dichloroethene	ND	25	ug/kg
1,1-Dichloroethane	**2.5 J**	**25**	**ug/kg**
Chloroform	ND	25	ug/kg
1,2-Dichloroethane	ND	25	ug/kg
2-Butanone	**12 J**	**50**	**ug/kg**
1,1,1-Trichloroethane	ND	25	ug/kg
Carbon tetrachloride	ND	25	ug/kg
Bromodichloromethane	ND	25	ug/kg
1,2-Dichloropropane	ND	25	ug/kg
cis-1,3-Dichloropropene	ND	25	ug/kg
Trichloroethene	ND	25	ug/kg
Dibromochloromethane	ND	25	ug/kg
Benzene	**3.1 J**	**25**	**ug/kg**
trans-1,3-Dichloropropene	ND	25	ug/kg
Bromoform	ND	25	ug/kg
4-Methyl-2-pentanone	ND	50	ug/kg
2-Hexanone	ND	50	ug/kg
Tetrachloroethene	ND	25	ug/kg
1,1,2,2-Tetrachloroethane	ND	25	ug/kg
Toluene	**1.4 J**	**25**	**ug/kg**
Chlorobenzene	**310**	**25**	**ug/kg**
Ethylbenzene	ND	25	ug/kg
Styrene	ND	25	ug/kg
Xylenes (total)	ND	50	ug/kg

SURROGATE	PERCENT RECOVERY	RECOVERY LIMITS
Dibromofluoromethane	90	(59 - 138)
1,2-Dichloroethane-d4	73	(61 - 130)
Toluene-d8	95	(60 - 143)
4-Bromofluorobenzene	79	(47 - 158)

(Continued on next page)

Tetra Tech NUS, Inc

Client Sample ID: MHSD-7

GC/MS Volatiles

Lot-Sample #...: A9F120214-010 Work Order #...: LETQ21AH Matrix.....: SO

NOTE(S):

Results and reporting limits have been adjusted for dry weight.

J Estimated result. Result is less than RL.

Tetra Tech NUS, Inc

MHSD-7

GC/MS Volatiles

Lot-Sample #: A9F120214-010 **Work Order #:** LETQ21AH **Matrix:** SO

MASS SPECTROMETER/DATA SYSTEM (MSDS) TENTATIVELY IDENTIFIED COMPOUNDS

PARAMETER	CAS #	ESTIMATED RESULT		RETENTION TIME	UNITS
Undecane, 2,6-dimethyl-	17301-23-4	280 NJ	M	11.69	ug/kg
Unknown		320 J	M	11.775	ug/kg
Cyclohexane, 2-butyl-1,1,3-	54676-39-0	320 NJ	M	12.14	ug/kg
2-Undecene, 2,5-dimethyl-	49622-16-4	350 NJ	M	12.298	ug/kg
Dodecane, 3-methyl-	17312-57-1	230 NJ	M	12.389	ug/kg
1,13-Tridecanediol, diaceta	42236-70-4	280 NJ	M	12.426	ug/kg
Cyclohexane, 1-ethyl-2-meth	3728-54-9	250 NJ	M	12.882	ug/kg
Unknown		270 J	M	13.113	ug/kg
Unknown		240 J	M	14.014	ug/kg
Decahydro-4,4,8,9,10-pentam	0-00-0	250 NJ	M	14.245	ug/kg

NOTE(S):

M: Result was measured against nearest internal standard assuming a response factor of 1.

Tetra Tech NUS, Inc

Client Sample ID: MHSD-7A

GC/MS Volatiles

Lot-Sample #...:	A9F120214-009	**Work Order #...:**	LETQX1AH	**Matrix.....:**	SO
Date Sampled...:	06/11/09 16:30	**Date Received..:**	06/12/09		
Prep Date.....:	06/20/09	**Analysis Date..:**	06/20/09		
Prep Batch #...:	9173556				
Dilution Factor:	1	**Initial Wgt/Vol:**	5 g	**Final Wgt/Vol..:**	5 mL
% Moisture.....:	31	**Method.....:**	SW846 8260B		

PARAMETER	RESULT	REPORTING LIMIT	UNITS
Bromobenzene	ND	7.2	ug/kg
Bromochloromethane	ND	7.2	ug/kg
n-Butylbenzene	ND	7.2	ug/kg
sec-Butylbenzene	ND	7.2	ug/kg
tert-Butylbenzene	ND	7.2	ug/kg
1,2-Dibromo-3-chloro-propane	ND	14	ug/kg
2-Chloroethyl vinyl ether	ND	14	ug/kg
2-Chlorotoluene	ND	7.2	ug/kg
4-Chlorotoluene	ND	7.2	ug/kg
1,2-Dibromoethane	ND	7.2	ug/kg
Dibromomethane	ND	7.2	ug/kg
1,2-Dichlorobenzene	ND	7.2	ug/kg
1,3-Dichlorobenzene	ND	7.2	ug/kg
1,4-Dichlorobenzene	ND	7.2	ug/kg
Dichlorodifluoromethane	ND	7.2	ug/kg
cis-1,2-Dichloroethylene	ND	7.2	ug/kg
trans-1,2-Dichloroethylene	ND	7.2	ug/kg
1,3-Dichloropropane	ND	7.2	ug/kg
2,2-Dichloropropane	ND	7.2	ug/kg
1,1-Dichloropropene	ND	7.2	ug/kg
Trichlorofluoromethane	ND	7.2	ug/kg
Hexachlorobutadiene	ND	7.2	ug/kg
Isopropylbenzene	ND	7.2	ug/kg
p-Isopropyltoluene	ND	7.2	ug/kg
tert-Butyl alcohol	ND	140	ug/kg
Naphthalene	**1.1 J,B**	**7.2**	**ug/kg**
n-Propylbenzene	ND	7.2	ug/kg
1,1,1,2-Tetrachloroethane	ND	7.2	ug/kg
1,2,3-Trichlorobenzene	ND	7.2	ug/kg
1,2,4-Trichloro-benzene	ND	7.2	ug/kg
1,2,3-Trichloropropane	ND	7.2	ug/kg
1,1,2-Trichloro-1,2,2-trifluoroethane	ND	7.2	ug/kg
1,2,4-Trimethylbenzene	ND	7.2	ug/kg
Vinyl acetate	ND	14	ug/kg
o-Xylene	ND	7.2	ug/kg

(Continued on next page)

Tetra Tech NUS, Inc

Client Sample ID: MHSD-7A

GC/MS Volatiles

Lot-Sample #...: A9F120214-009 **Work Order #...:** LETQX1AH **Matrix.....:** SO

PARAMETER	RESULT	REPORTING LIMIT	UNITS
Methyl tert-butyl ether	ND	14	ug/kg
m-Xylene & p-Xylene	ND	14	ug/kg
1,2,3-Trimethylbenzene	ND	7.2	ug/kg
Diisopropyl Ether (DIPE)	ND	14	ug/kg
Ethyl-t-Butyl Ether (ETBE)	ND	7.2	ug/kg
Tert-amyl methyl ether (TAME)	ND	7.2	ug/kg
Chloromethane	ND	7.2	ug/kg
Bromomethane	ND	7.2	ug/kg
Vinyl chloride	ND	7.2	ug/kg
Chloroethane	ND	7.2	ug/kg
Methylene chloride	ND	7.2	ug/kg
Acetone	ND	14	ug/kg
Carbon disulfide	ND	7.2	ug/kg
1,1-Dichloroethene	ND	7.2	ug/kg
1,1-Dichloroethane	ND	7.2	ug/kg
Chloroform	ND	7.2	ug/kg
1,2-Dichloroethane	ND	7.2	ug/kg
2-Butanone	ND	14	ug/kg
1,1,1-Trichloroethane	ND	7.2	ug/kg
Carbon tetrachloride	ND	7.2	ug/kg
Bromodichloromethane	ND	7.2	ug/kg
1,2-Dichloropropane	ND	7.2	ug/kg
cis-1,3-Dichloropropene	ND	7.2	ug/kg
Trichloroethene	ND	7.2	ug/kg
Dibromochloromethane	ND	7.2	ug/kg
Benzene	ND	7.2	ug/kg
trans-1,3-Dichloropropene	ND	7.2	ug/kg
Bromoform	ND	7.2	ug/kg
4-Methyl-2-pentanone	ND	14	ug/kg
2-Hexanone	ND	14	ug/kg
Tetrachloroethene	ND	7.2	ug/kg
1,1,2,2-Tetrachloroethane	ND	7.2	ug/kg
Toluene	ND	7.2	ug/kg
Chlorobenzene	**0.52 J**	**7.2**	**ug/kg**
Ethylbenzene	ND	7.2	ug/kg
Styrene	ND	7.2	ug/kg
Xylenes (total)	ND	14	ug/kg

SURROGATE	PERCENT RECOVERY	RECOVERY LIMITS
Dibromofluoromethane	100	(59 - 138)
1,2-Dichloroethane-d4	83	(61 - 130)
Toluene-d8	98	(60 - 143)
4-Bromofluorobenzene	83	(47 - 158)

(Continued on next page)

Tetra Tech NUS, Inc

Client Sample ID: MHSD-7A

GC/MS Volatiles

Lot-Sample #...: A9F120214-009 Work Order #...: LETQX1AH Matrix.....: SO

NOTE(S):

Results and reporting limits have been adjusted for dry weight.

J Estimated result. Result is less than RL.

B Method blank contamination. The associated method blank contains the target analyte at a reportable level.

Tetra Tech NUS, Inc

MHSD-7A

GC/MS Volatiles

Lot-Sample #: A9F120214-009 **Work Order #:** LETQX1AH **Matrix:** SO

MASS SPECTROMETER/DATA SYSTEM (MSDS) TENTATIVELY IDENTIFIED COMPOUNDS

PARAMETER	CAS #	ESTIMATED RESULT	RETENTION TIME	UNITS
None				ug/kg

Tetra Tech NUS, Inc

Client Sample ID: TB061009

GC/MS Volatiles

Lot-Sample #...: A9F110135-006 **Work Order #...:** LEN911AA **Matrix.....:** WQ
Date Sampled...: 06/10/09 07:30 **Date Received..:** 06/11/09
Prep Date.....: 06/22/09 **Analysis Date..:** 06/22/09
Prep Batch #...: 9174311
Dilution Factor: 1 **Initial Wgt/Vol:** 5 mL **Final Wgt/Vol..:** 5 mL
Method.....: SW846 8260B

PARAMETER	RESULT	REPORTING LIMIT	UNITS
Acetone	**2.4 J**	**5.0**	**ug/L**
Bromobenzene	ND	1.0	ug/L
Bromochloromethane	ND	1.0	ug/L
Bromodichloromethane	ND	1.0	ug/L
2-Butanone	ND	5.0	ug/L
n-Butylbenzene	ND	1.0	ug/L
sec-Butylbenzene	ND	1.0	ug/L
tert-Butylbenzene	ND	1.0	ug/L
Carbon disulfide	ND	1.0	ug/L
Dibromochloromethane	ND	1.0	ug/L
1,2-Dibromo-3-chloro-propane	ND	2.0	ug/L
2-Chloroethyl vinyl ether	ND	5.0	ug/L
2-Chlorotoluene	ND	1.0	ug/L
4-Chlorotoluene	ND	1.0	ug/L
1,2-Dibromoethane	ND	1.0	ug/L
Dibromomethane	ND	1.0	ug/L
1,2-Dichlorobenzene	ND	1.0	ug/L
1,3-Dichlorobenzene	ND	1.0	ug/L
1,4-Dichlorobenzene	ND	1.0	ug/L
Dichlorodifluoromethane	ND	1.0	ug/L
cis-1,2-Dichloroethene	ND	1.0	ug/L
trans-1,2-Dichloroethene	ND	1.0	ug/L
1,3-Dichloropropane	ND	1.0	ug/L
2,2-Dichloropropane	ND	1.0	ug/L
1,1-Dichloropropene	ND	1.0	ug/L
Trichlorofluoromethane	ND	1.0	ug/L
Hexachlorobutadiene	ND	1.0	ug/L
2-Hexanone	ND	5.0	ug/L
Isopropylbenzene	ND	1.0	ug/L
p-Isopropyltoluene	ND	1.0	ug/L
tert-Butyl alcohol	ND	20	ug/L
4-Methyl-2-pentanone	ND	5.0	ug/L
Naphthalene	ND	1.0	ug/L
n-Propylbenzene	ND	1.0	ug/L
Styrene	ND	1.0	ug/L
1,1,1,2-Tetrachloroethane	ND	1.0	ug/L
1,2,3-Trichlorobenzene	ND	1.0	ug/L

(Continued on next page)

Tetra Tech NUS, Inc

Client Sample ID: TB061009

GC/MS Volatiles

Lot-Sample #...: A9F110135-006 **Work Order #...:** LEN911AA **Matrix.....:** WQ

PARAMETER	RESULT	REPORTING LIMIT	UNITS
1,2,4-Trichloro-benzene	ND	1.0	ug/L
1,2,3-Trichloropropane	ND	1.0	ug/L
1,1,2-Trichloro-1,2,2-trifluoroethane	ND	1.0	ug/L
1,2,4-Trimethylbenzene	ND	1.0	ug/L
Vinyl acetate	ND	2.0	ug/L
o-Xylene	ND	1.0	ug/L
Xylenes (total)	ND	2.0	ug/L
Methyl tert-butyl ether	ND	5.0	ug/L
m-Xylene & p-Xylene	ND	2.0	ug/L
1,2,3-Trimethylbenzene	ND	5.0	ug/L
Diisopropyl Ether (DIPE)	ND	5.0	ug/L
Ethyl-t-Butyl Ether (ETBE)	ND	5.0	ug/L
Tert-amyl methyl ether (TAME)	ND	5.0	ug/L
Benzene	ND	1.0	ug/L
Bromoform	ND	1.0	ug/L
Bromomethane	ND	1.0	ug/L
Carbon tetrachloride	ND	1.0	ug/L
Chlorobenzene	ND	1.0	ug/L
Chloroethane	ND	1.0	ug/L
Chloroform	ND	1.0	ug/L
Chloromethane	ND	1.0	ug/L
1,1-Dichloroethane	ND	1.0	ug/L
1,2-Dichloroethane	ND	1.0	ug/L
1,1-Dichloroethene	ND	1.0	ug/L
1,2-Dichloropropane	ND	1.0	ug/L
cis-1,3-Dichloropropene	ND	1.0	ug/L
trans-1,3-Dichloropropene	ND	1.0	ug/L
Ethylbenzene	ND	1.0	ug/L
Methylene chloride	ND	1.0	ug/L
1,1,2,2-Tetrachloroethane	ND	1.0	ug/L
Tetrachloroethene	ND	1.0	ug/L
Toluene	ND	1.0	ug/L
1,1,1-Trichloroethane	ND	1.0	ug/L
Trichloroethene	ND	1.0	ug/L
Vinyl chloride	ND	1.0	ug/L

SURROGATE	PERCENT RECOVERY	RECOVERY LIMITS
Dibromofluoromethane	98	(73 - 122)
1,2-Dichloroethane-d4	92	(61 - 128)
Toluene-d8	93	(76 - 110)
4-Bromofluorobenzene	92	(74 - 116)

NOTE(S):

J Estimated result. Result is less than RL.

Tetra Tech NUS, Inc

TB061009

GC/MS Volatiles

Lot-Sample #: A9F110135-006 **Work Order #:** LEN911AA **Matrix:** WQ

MASS SPECTROMETER/DATA SYSTEM (MSDS) TENTATIVELY IDENTIFIED COMPOUNDS

PARAMETER	CAS #	ESTIMATED RESULT	RETENTION TIME	UNITS
None				ug/L

Tetra Tech NUS, Inc

Client Sample ID: TB061109A

GC/MS Volatiles

Lot-Sample #...: A9F120214-012	**Work Order #...:** LETQ81AA	**Matrix.....:** WQ	
Date Sampled...: 06/11/09 07:30	**Date Received..:** 06/12/09		
Prep Date.....: 06/23/09	**Analysis Date..:** 06/23/09		
Prep Batch #...: 9176287			
Dilution Factor: 1	**Initial Wgt/Vol:** 5 mL	**Final Wgt/Vol..:** 5 mL	
	Method.....: SW846 8260B		

PARAMETER	RESULT	REPORTING LIMIT	UNITS
Acetone	**7.0**	**5.0**	**ug/L**
Bromobenzene	ND	1.0	ug/L
Bromochloromethane	ND	1.0	ug/L
Bromodichloromethane	ND	1.0	ug/L
2-Butanone	ND	5.0	ug/L
n-Butylbenzene	ND	1.0	ug/L
sec-Butylbenzene	ND	1.0	ug/L
tert-Butylbenzene	ND	1.0	ug/L
Carbon disulfide	ND	1.0	ug/L
Dibromochloromethane	ND	1.0	ug/L
1,2-Dibromo-3-chloro-propane	ND	2.0	ug/L
2-Chloroethyl vinyl ether	ND	5.0	ug/L
2-Chlorotoluene	ND	1.0	ug/L
4-Chlorotoluene	ND	1.0	ug/L
1,2-Dibromoethane	ND	1.0	ug/L
Dibromomethane	ND	1.0	ug/L
1,2-Dichlorobenzene	ND	1.0	ug/L
1,3-Dichlorobenzene	ND	1.0	ug/L
1,4-Dichlorobenzene	ND	1.0	ug/L
Dichlorodifluoromethane	ND	1.0	ug/L
cis-1,2-Dichloroethene	ND	1.0	ug/L
trans-1,2-Dichloroethene	ND	1.0	ug/L
1,3-Dichloropropane	ND	1.0	ug/L
2,2-Dichloropropane	ND	1.0	ug/L
1,1-Dichloropropene	ND	1.0	ug/L
Trichlorofluoromethane	ND	1.0	ug/L
Hexachlorobutadiene	ND	1.0	ug/L
2-Hexanone	ND	5.0	ug/L
Isopropylbenzene	ND	1.0	ug/L
p-Isopropyltoluene	ND	1.0	ug/L
tert-Butyl alcohol	ND	20	ug/L
4-Methyl-2-pentanone	ND	5.0	ug/L
Naphthalene	ND	1.0	ug/L
n-Propylbenzene	ND	1.0	ug/L
Styrene	ND	1.0	ug/L
1,1,1,2-Tetrachloroethane	ND	1.0	ug/L
1,2,3-Trichlorobenzene	ND	1.0	ug/L

(Continued on next page)

Tetra Tech NUS, Inc

Client Sample ID: TB061109A

GC/MS Volatiles

Lot-Sample #...: A9F120214-012 **Work Order #...:** LETQ81AA **Matrix.....:** WQ

PARAMETER	RESULT	REPORTING LIMIT	UNITS
1,2,4-Trichloro-benzene	ND	1.0	ug/L
1,2,3-Trichloropropane	ND	1.0	ug/L
1,1,2-Trichloro-1,2,2-trifluoroethane	ND	1.0	ug/L
1,2,4-Trimethylbenzene	ND	1.0	ug/L
Vinyl acetate	ND	2.0	ug/L
o-Xylene	ND	1.0	ug/L
Xylenes (total)	ND	2.0	ug/L
Methyl tert-butyl ether	ND	5.0	ug/L
m-Xylene & p-Xylene	ND	2.0	ug/L
1,2,3-Trimethylbenzene	ND	5.0	ug/L
Diisopropyl Ether (DIPE)	ND	5.0	ug/L
Ethyl-t-Butyl Ether (ETBE)	ND	5.0	ug/L
Tert-amyl methyl ether (TAME)	ND	5.0	ug/L
Benzene	ND	1.0	ug/L
Bromoform	ND	1.0	ug/L
Bromomethane	ND	1.0	ug/L
Carbon tetrachloride	ND	1.0	ug/L
Chlorobenzene	ND	1.0	ug/L
Chloroethane	ND	1.0	ug/L
Chloroform	ND	1.0	ug/L
Chloromethane	ND	1.0	ug/L
1,1-Dichloroethane	ND	1.0	ug/L
1,2-Dichloroethane	ND	1.0	ug/L
1,1-Dichloroethene	ND	1.0	ug/L
1,2-Dichloropropane	ND	1.0	ug/L
cis-1,3-Dichloropropene	ND	1.0	ug/L
trans-1,3-Dichloropropene	ND	1.0	ug/L
Ethylbenzene	ND	1.0	ug/L
Methylene chloride	ND	1.0	ug/L
1,1,2,2-Tetrachloroethane	ND	1.0	ug/L
Tetrachloroethene	ND	1.0	ug/L
Toluene	ND	1.0	ug/L
1,1,1-Trichloroethane	ND	1.0	ug/L
Trichloroethene	ND	1.0	ug/L
Vinyl chloride	ND	1.0	ug/L

SURROGATE	PERCENT RECOVERY	RECOVERY LIMITS
Dibromofluoromethane	90	(73 - 122)
1,2-Dichloroethane-d4	92	(61 - 128)
Toluene-d8	88	(76 - 110)
4-Bromofluorobenzene	85	(74 - 116)

Tetra Tech NUS, Inc

TB061109A

GC/MS Volatiles

Lot-Sample #: A9F120214-012 **Work Order #:** LETQ81AA **Matrix:** WQ

MASS SPECTROMETER/DATA SYSTEM (MSDS) TENTATIVELY IDENTIFIED COMPOUNDS

PARAMETER	CAS #	ESTIMATED RESULT	RETENTION TIME	UNITS
None				ug/L

Tetra Tech NUS, Inc

Client Sample ID: TB061109B

GC/MS Volatiles

Lot-Sample #...:	A9F120214-013	**Work Order #...:**	LETRC1AA	**Matrix.....:**	WQ
Date Sampled...:	06/11/09 07:30	**Date Received..:**	06/12/09		
Prep Date.....:	06/23/09	**Analysis Date..:**	06/23/09		
Prep Batch #...:	9176287				
Dilution Factor:	1	**Initial Wgt/Vol:**	5 mL	**Final Wgt/Vol..:**	5 mL
		Method.....:	SW846 8260B		

PARAMETER	RESULT	REPORTING LIMIT	UNITS
Acetone	**1.8 J**	**5.0**	**ug/L**
Bromobenzene	ND	1.0	ug/L
Bromochloromethane	ND	1.0	ug/L
Bromodichloromethane	ND	1.0	ug/L
2-Butanone	ND	5.0	ug/L
n-Butylbenzene	ND	1.0	ug/L
sec-Butylbenzene	ND	1.0	ug/L
tert-Butylbenzene	ND	1.0	ug/L
Carbon disulfide	ND	1.0	ug/L
Dibromochloromethane	ND	1.0	ug/L
1,2-Dibromo-3-chloro-propane	ND	2.0	ug/L
2-Chloroethyl vinyl ether	ND	5.0	ug/L
2-Chlorotoluene	ND	1.0	ug/L
4-Chlorotoluene	ND	1.0	ug/L
1,2-Dibromoethane	ND	1.0	ug/L
Dibromomethane	ND	1.0	ug/L
1,2-Dichlorobenzene	ND	1.0	ug/L
1,3-Dichlorobenzene	ND	1.0	ug/L
1,4-Dichlorobenzene	ND	1.0	ug/L
Dichlorodifluoromethane	ND	1.0	ug/L
cis-1,2-Dichloroethene	ND	1.0	ug/L
trans-1,2-Dichloroethene	ND	1.0	ug/L
1,3-Dichloropropane	ND	1.0	ug/L
2,2-Dichloropropane	ND	1.0	ug/L
1,1-Dichloropropene	ND	1.0	ug/L
Trichlorofluoromethane	ND	1.0	ug/L
Hexachlorobutadiene	ND	1.0	ug/L
2-Hexanone	ND	5.0	ug/L
Isopropylbenzene	ND	1.0	ug/L
p-Isopropyltoluene	ND	1.0	ug/L
tert-Butyl alcohol	ND	20	ug/L
4-Methyl-2-pentanone	ND	5.0	ug/L
Naphthalene	ND	1.0	ug/L
n-Propylbenzene	ND	1.0	ug/L
Styrene	ND	1.0	ug/L
1,1,1,2-Tetrachloroethane	ND	1.0	ug/L
1,2,3-Trichlorobenzene	ND	1.0	ug/L

(Continued on next page)

Tetra Tech NUS, Inc

Client Sample ID: TB061109B

GC/MS Volatiles

Lot-Sample #...: A9F120214-013 **Work Order #...:** LETRC1AA **Matrix.....:** WQ

PARAMETER	RESULT	REPORTING LIMIT	UNITS
1,2,4-Trichloro-benzene	ND	1.0	ug/L
1,2,3-Trichloropropane	ND	1.0	ug/L
1,1,2-Trichloro-1,2,2-trifluoroethane	ND	1.0	ug/L
1,2,4-Trimethylbenzene	ND	1.0	ug/L
Vinyl acetate	ND	2.0	ug/L
o-Xylene	ND	1.0	ug/L
Xylenes (total)	ND	2.0	ug/L
Methyl tert-butyl ether	ND	5.0	ug/L
m-Xylene & p-Xylene	ND	2.0	ug/L
1,2,3-Trimethylbenzene	ND	5.0	ug/L
Diisopropyl Ether (DIPE)	ND	5.0	ug/L
Ethyl-t-Butyl Ether (ETBE)	ND	5.0	ug/L
Tert-amyl methyl ether (TAME)	ND	5.0	ug/L
Benzene	ND	1.0	ug/L
Bromoform	ND	1.0	ug/L
Bromomethane	ND	1.0	ug/L
Carbon tetrachloride	ND	1.0	ug/L
Chlorobenzene	ND	1.0	ug/L
Chloroethane	ND	1.0	ug/L
Chloroform	ND	1.0	ug/L
Chloromethane	ND	1.0	ug/L
1,1-Dichloroethane	ND	1.0	ug/L
1,2-Dichloroethane	ND	1.0	ug/L
1,1-Dichloroethene	ND	1.0	ug/L
1,2-Dichloropropane	ND	1.0	ug/L
cis-1,3-Dichloropropene	ND	1.0	ug/L
trans-1,3-Dichloropropene	ND	1.0	ug/L
Ethylbenzene	ND	1.0	ug/L
Methylene chloride	ND	1.0	ug/L
1,1,2,2-Tetrachloroethane	ND	1.0	ug/L
Tetrachloroethene	ND	1.0	ug/L
Toluene	ND	1.0	ug/L
1,1,1-Trichloroethane	ND	1.0	ug/L
Trichloroethene	ND	1.0	ug/L
Vinyl chloride	ND	1.0	ug/L

SURROGATE	PERCENT RECOVERY	RECOVERY LIMITS
Dibromofluoromethane	91	(73 - 122)
1,2-Dichloroethane-d4	94	(61 - 128)
Toluene-d8	89	(76 - 110)
4-Bromofluorobenzene	87	(74 - 116)

NOTE(S):

J Estimated result. Result is less than RL.

Tetra Tech NUS, Inc

TB061109B

GC/MS Volatiles

Lot-Sample #: A9F120214-013 **Work Order #:** LETRC1AA **Matrix:** WQ

MASS SPECTROMETER/DATA SYSTEM (MSDS) TENTATIVELY IDENTIFIED COMPOUNDS

PARAMETER	CAS #	ESTIMATED RESULT	RETENTION TIME	UNITS
None				ug/L

Tetra Tech NUS, Inc

Client Sample ID: ILSD-11

TCLP GC/MS Volatiles

Lot-Sample #...:	A9F120214-003	**Work Order #...:**	LETQE1A3	**Matrix.....:**	SO
Date Sampled...:	06/11/09 11:50	**Date Received..:**	06/12/09		
Leach Date.....:	06/17/09	**Prep Date.....:**	06/19/09	**Analysis Date..:**	06/19/09
Leach Batch #..:	P916803	**Prep Batch #...:**	9170208		
Dilution Factor:	1	**Initial Wgt/Vol:**	0.1 mL	**Final Wgt/Vol..:**	5 mL
% Moisture.....:	62	**Method.....:**	SW846 8260B		

PARAMETER	RESULT	REPORTING LIMIT	UNITS
Benzene	ND	0.025	mg/L
2-Butanone (MEK)	ND	0.25	mg/L
Carbon tetrachloride	ND	0.025	mg/L
Chlorobenzene	ND	0.025	mg/L
Chloroform	ND	0.025	mg/L
1,2-Dichloroethane	ND	0.025	mg/L
1,1-Dichloroethylene	ND	0.070	mg/L
Tetrachloroethylene	ND	0.070	mg/L
Trichloroethylene	ND	0.050	mg/L
Vinyl chloride	ND	0.025	mg/L

SURROGATE	PERCENT RECOVERY	RECOVERY LIMITS
Dibromofluoromethane	94	(86 - 125)
1,2-Dichloroethane-d4	89	(80 - 122)
Toluene-d8	102	(90 - 122)
4-Bromofluorobenzene	92	(84 - 125)

NOTE(S):

Analysis performed in accordance with USEPA Toxicity Characteristic Leaching Procedure Method 1311

Tetra Tech NUS, Inc

Client Sample ID: ILSD-18

TCLP GC/MS Volatiles

Lot-Sample #...:	A9F120214-006	**Work Order #...:**	LETQN1AE	**Matrix.....:**	SO
Date Sampled...:	06/11/09 15:00	**Date Received..:**	06/12/09		
Leach Date.....:	06/17/09	**Prep Date.....:**	06/19/09	**Analysis Date..:**	06/19/09
Leach Batch #..:	P916803	**Prep Batch #...:**	9170208		
Dilution Factor:	1	**Initial Wgt/Vol:**	0.1 mL	**Final Wgt/Vol..:**	5 mL
% Moisture.....:	52	**Method.....:**	SW846 8260B		

PARAMETER	RESULT	REPORTING LIMIT	UNITS
Benzene	ND	0.025	mg/L
2-Butanone (MEK)	ND	0.25	mg/L
Carbon tetrachloride	ND	0.025	mg/L
Chlorobenzene	**0.020 J**	**0.025**	**mg/L**
Chloroform	ND	0.025	mg/L
1,2-Dichloroethane	ND	0.025	mg/L
1,1-Dichloroethylene	ND	0.070	mg/L
Tetrachloroethylene	ND	0.070	mg/L
Trichloroethylene	ND	0.050	mg/L
Vinyl chloride	ND	0.025	mg/L

SURROGATE	PERCENT RECOVERY	RECOVERY LIMITS
Dibromofluoromethane	95	(86 - 125)
1,2-Dichloroethane-d4	90	(80 - 122)
Toluene-d8	104	(90 - 122)
4-Bromofluorobenzene	93	(84 - 125)

NOTE(S):

Analysis performed in accordance with USEPA Toxicity Characteristic Leaching Procedure Method 1311

J Estimated result. Result is less than RL.

Tetra Tech NUS, Inc

Client Sample ID: MHSD-4

TCLP GC/MS Volatiles

Lot-Sample #...:	A9F120214-008	**Work Order #...:**	LETQW1AE	**Matrix.....:**	SO
Date Sampled...:	06/11/09 16:00	**Date Received..:**	06/12/09		
Leach Date.....:	06/17/09	**Prep Date.....:**	06/19/09	**Analysis Date..:**	06/19/09
Leach Batch #..:	P916803	**Prep Batch #...:**	9170208		
Dilution Factor:	1	**Initial Wgt/Vol:**	0.1 mL	**Final Wgt/Vol..:**	5 mL
% Moisture.....:	34	**Method.....:**	SW846 8260B		

PARAMETER	RESULT	REPORTING LIMIT	UNITS
Benzene	ND	0.025	mg/L
2-Butanone (MEK)	ND	0.25	mg/L
Carbon tetrachloride	ND	0.025	mg/L
Chlorobenzene	**0.11**	**0.025**	**mg/L**
Chloroform	ND	0.025	mg/L
1,2-Dichloroethane	ND	0.025	mg/L
1,1-Dichloroethylene	ND	0.070	mg/L
Tetrachloroethylene	ND	0.070	mg/L
Trichloroethylene	ND	0.050	mg/L
Vinyl chloride	ND	0.025	mg/L

SURROGATE	PERCENT RECOVERY	RECOVERY LIMITS
Dibromofluoromethane	93	(86 - 125)
1,2-Dichloroethane-d4	88	(80 - 122)
Toluene-d8	107	(90 - 122)
4-Bromofluorobenzene	95	(84 - 125)

NOTE(S):

Analysis performed in accordance with USEPA Toxicity Characteristic Leaching Procedure Method 1311

Tetra Tech NUS, Inc

Client Sample ID: ILSD-10

GC/MS Semivolatiles

Lot-Sample #...:	A9F120214-004	**Work Order #...:**	LETQK1AG	**Matrix.....:**	SO
Date Sampled...:	06/11/09 13:40	**Date Received..:**	06/12/09		
Prep Date.....:	06/13/09	**Analysis Date..:**	06/24/09		
Prep Batch #...:	9164019				
Dilution Factor:	1	**Initial Wgt/Vol:**	30.08 g	**Final Wgt/Vol..:**	2 mL
% Moisture.....:	29	**Method.....:**	SW846 8270C		

PARAMETER	RESULT	REPORTING LIMIT	UNITS
Acenaphthene	**23**	**9.4**	**ug/kg**
Acenaphthylene	**44**	**9.4**	**ug/kg**
Anthracene	**110**	**9.4**	**ug/kg**
Benzo(a)anthracene	**330**	**9.4**	**ug/kg**
Benzo(a)pyrene	**360**	**9.4**	**ug/kg**
Benzo(b)fluoranthene	**570**	**9.4**	**ug/kg**
Benzo(ghi)perylene	**290**	**9.4**	**ug/kg**
Benzo(k)fluoranthene	**190**	**9.4**	**ug/kg**
Chrysene	**390**	**9.4**	**ug/kg**
Dibenz(a,h)anthracene	**84**	**9.4**	**ug/kg**
Fluoranthene	**710**	**9.4**	**ug/kg**
Fluorene	**44**	**9.4**	**ug/kg**
Indeno(1,2,3-cd)pyrene	**220**	**9.4**	**ug/kg**
1-Methylnaphthalene	ND	9.4	ug/kg
2-Methylnaphthalene	**13**	**9.4**	**ug/kg**
Naphthalene	**14**	**9.4**	**ug/kg**
Phenanthrene	**280**	**9.4**	**ug/kg**
Pyrene	**600**	**9.4**	**ug/kg**

SURROGATE	PERCENT RECOVERY	RECOVERY LIMITS
Nitrobenzene-d5	51	(24 - 112)
2-Fluorobiphenyl	59	(34 - 110)
Terphenyl-d14	65	(41 - 119)
Phenol-d5	54	(28 - 110)
2-Fluorophenol	58	(26 - 110)
2,4,6-Tribromophenol	55	(10 - 118)

NOTE(S):

Results and reporting limits have been adjusted for dry weight.

Tetra Tech NUS, Inc

Client Sample ID: ILSD-11

GC/MS Semivolatiles

Lot-Sample #...: A9F120214-003 Work Order #...: LETQE1AD Matrix.....: SO
Date Sampled...: 06/11/09 11:50 Date Received..: 06/12/09
Prep Date.....: 06/13/09 Analysis Date..: 06/24/09
Prep Batch #...: 9164019
Dilution Factor: 6.66 Initial Wgt/Vol: 30 g Final Wgt/Vol..: 2 mL
% Moisture.....: 62 Method.....: SW846 8270C

PARAMETER	RESULT	REPORTING LIMIT	UNITS
Acenaphthene	860	120	ug/kg
Acenaphthylene	290	120	ug/kg
Anthracene	2500	120	ug/kg
Benzo(a)anthracene	6200	120	ug/kg
Benzo(a)pyrene	5400	120	ug/kg
Benzo(b)fluoranthene	7000	120	ug/kg
Benzo(ghi)perylene	4000	120	ug/kg
Benzo(k)fluoranthene	2700	120	ug/kg
Chrysene	6100	120	ug/kg
Dibenz(a,h)anthracene	1000	120	ug/kg
Fluoranthene	12000	120	ug/kg
Fluorene	1100	120	ug/kg
Indeno(1,2,3-cd)pyrene	3100	120	ug/kg
1-Methylnaphthalene	170	120	ug/kg
2-Methylnaphthalene	200	120	ug/kg
Naphthalene	350	120	ug/kg
Phenanthrene	8400	120	ug/kg
Pyrene	12000	120	ug/kg

SURROGATE	PERCENT RECOVERY	RECOVERY LIMITS
Nitrobenzene-d5	63 DIL	(24 - 112)
2-Fluorobiphenyl	75 DIL	(34 - 110)
Terphenyl-d14	85 DIL	(41 - 119)
Phenol-d5	61 DIL	(28 - 110)
2-Fluorophenol	67 DIL	(26 - 110)
2,4,6-Tribromophenol	64 DIL	(10 - 118)

NOTE(S):

DIL The concentration is estimated or not reported due to dilution or the presence of interfering analytes.

Results and reporting limits have been adjusted for dry weight.

Tetra Tech NUS, Inc

Client Sample ID: ILSD-12

GC/MS Semivolatiles

Lot-Sample #...:	A9F110135-003	Work Order #...:	LEN9W1AG	Matrix.....:	SO
Date Sampled...:	06/10/09 13:35	Date Received..:	06/11/09		
Prep Date.....:	06/13/09	Analysis Date..:	06/24/09		
Prep Batch #...:	9164019				
Dilution Factor:	1	Initial Wgt/Vol:	30.07 g	Final Wgt/Vol..:	2 mL
% Moisture.....:	47	Method.....:	SW846 8270C		

PARAMETER	RESULT	REPORTING LIMIT	UNITS
Acenaphthene	58	12	ug/kg
Acenaphthylene	73	12	ug/kg
Anthracene	220	12	ug/kg
Benzo(a)anthracene	680	12	ug/kg
Benzo(a)pyrene	680	12	ug/kg
Benzo(b)fluoranthene	1000	12	ug/kg
Benzo(ghi)perylene	540	12	ug/kg
Benzo(k)fluoranthene	310	12	ug/kg
Chrysene	700	12	ug/kg
Dibenz(a,h)anthracene	160	12	ug/kg
Fluoranthene	1400	12	ug/kg
Fluorene	84	12	ug/kg
Indeno(1,2,3-cd)pyrene	420	12	ug/kg
1-Methylnaphthalene	ND	12	ug/kg
2-Methylnaphthalene	14	12	ug/kg
Naphthalene	19	12	ug/kg
Phenanthrene	590	12	ug/kg
Pyrene	1200	12	ug/kg

SURROGATE	PERCENT RECOVERY	RECOVERY LIMITS
Nitrobenzene-d5	59	(24 - 112)
2-Fluorobiphenyl	63	(34 - 110)
Terphenyl-d14	77	(41 - 119)
Phenol-d5	61	(28 - 110)
2-Fluorophenol	64	(26 - 110)
2,4,6-Tribromophenol	49	(10 - 118)

NOTE(S):

Results and reporting limits have been adjusted for dry weight.

Tetra Tech NUS, Inc

Client Sample ID: ILSD-14

GC/MS Semivolatiles

Lot-Sample #...: A9F110135-004	Work Order #...: LEN9X1AG	Matrix.....: SO	
Date Sampled...: 06/10/09 15:10	Date Received..: 06/11/09		
Prep Date.....: 06/13/09	Analysis Date..: 06/22/09		
Prep Batch #...: 9164019			
Dilution Factor: 50	Initial Wgt/Vol: 30.1 g	Final Wgt/Vol..: 2 mL	
% Moisture.....: 18	Method.....: SW846 8270C		

PARAMETER	RESULT	REPORTING LIMIT	UNITS
Acenaphthene	3800	410	ug/kg
Acenaphthylene	970	410	ug/kg
Anthracene	27000	410	ug/kg
Benzo(a)anthracene	71000	410	ug/kg
Benzo(a)pyrene	59000	410	ug/kg
Benzo(b)fluoranthene	79000	410	ug/kg
Benzo(ghi)perylene	32000	410	ug/kg
Benzo(k)fluoranthene	30000	410	ug/kg
Chrysene	59000	410	ug/kg
Dibenz(a,h)anthracene	9500	410	ug/kg
Fluoranthene	180000 E	410	ug/kg
Fluorene	6700	410	ug/kg
Indeno(1,2,3-cd)pyrene	31000	410	ug/kg
1-Methylnaphthalene	ND	410	ug/kg
2-Methylnaphthalene	ND	410	ug/kg
Naphthalene	630	410	ug/kg
Phenanthrene	74000	410	ug/kg
Pyrene	120000 E	410	ug/kg

SURROGATE	PERCENT RECOVERY	RECOVERY LIMITS
Nitrobenzene-d5	62 DIL	(24 - 112)
2-Fluorobiphenyl	71 DIL	(34 - 110)
Terphenyl-d14	96 DIL	(41 - 119)
Phenol-d5	60 DIL	(28 - 110)
2-Fluorophenol	64 DIL	(26 - 110)
2,4,6-Tribromophenol	0.0 DIL,*	(10 - 118)

NOTE(S):

DIL The concentration is estimated or not reported due to dilution or the presence of interfering analytes.

* Surrogate recovery is outside stated control limits.

Results and reporting limits have been adjusted for dry weight.

E Estimated result. Result concentration exceeds the calibration range.

Tetra Tech NUS, Inc

Client Sample ID: ILSD-14D

GC/MS Semivolatiles

Lot-Sample #...: A9F110135-005	Work Order #...: LEN901AG	Matrix.....: SO	
Date Sampled...: 06/10/09 15:10	Date Received..: 06/11/09		
Prep Date.....: 06/13/09	Analysis Date..: 06/22/09		
Prep Batch #...: 9164019			
Dilution Factor: 10	Initial Wgt/Vol: 30.03 g	Final Wgt/Vol..: 2 mL	
% Moisture.....: 20	Method.....: SW846 8270C		

PARAMETER	RESULT	REPORTING LIMIT	UNITS
Acenaphthene	**330**	**83**	**ug/kg**
Acenaphthylene	ND	83	ug/kg
Anthracene	**800**	**83**	**ug/kg**
Benzo(a)anthracene	**3500**	**83**	**ug/kg**
Benzo(a)pyrene	**2800**	**83**	**ug/kg**
Benzo(b)fluoranthene	**4300**	**83**	**ug/kg**
Benzo(ghi)perylene	**1700**	**83**	**ug/kg**
Benzo(k)fluoranthene	**1300**	**83**	**ug/kg**
Chrysene	**3600**	**83**	**ug/kg**
Dibenz(a,h)anthracene	**610**	**83**	**ug/kg**
Fluoranthene	**9000**	**83**	**ug/kg**
Fluorene	**260**	**83**	**ug/kg**
Indeno(1,2,3-cd)pyrene	**1600**	**83**	**ug/kg**
1-Methylnaphthalene	ND	83	ug/kg
2-Methylnaphthalene	ND	83	ug/kg
Naphthalene	ND	83	ug/kg
Phenanthrene	**2000**	**83**	**ug/kg**
Pyrene	**6400**	**83**	**ug/kg**

SURROGATE	PERCENT RECOVERY	RECOVERY LIMITS
Nitrobenzene-d5	25 DIL	(24 - 112)
2-Fluorobiphenyl	26 DIL, *	(34 - 110)
Terphenyl-d14	34 DIL, *	(41 - 119)
Phenol-d5	22 DIL, *	(28 - 110)
2-Fluorophenol	25 DIL, *	(26 - 110)
2,4,6-Tribromophenol	24 DIL	(10 - 118)

NOTE(S):

DIL The concentration is estimated or not reported due to dilution or the presence of interfering analytes.

* Surrogate recovery is outside stated control limits.

Results and reporting limits have been adjusted for dry weight.

Tetra Tech NUS, Inc

Client Sample ID: ILSD-14

GC/MS Semivolatiles

Lot-Sample #...: A9F110135-004 Work Order #...: LEN9X2AG Matrix.....: SO
Date Sampled...: 06/10/09 15:10 Date Received..: 06/11/09
Prep Date.....: 06/13/09 Analysis Date..: 06/29/09
Prep Batch #...: 9164019
Dilution Factor: 125
% Moisture.....: 18 Initial Wgt/Vol: 30.1 g Final Wgt/Vol..: 2 mL
Method.....: SW846 8270C

PARAMETER	RESULT	REPORTING LIMIT	UNITS
Acenaphthene	**3200**	**1000**	**ug/kg**
Acenaphthylene	ND	1000	ug/kg
Anthracene	**23000**	**1000**	**ug/kg**
Benzo(a)anthracene	**63000**	**1000**	**ug/kg**
Benzo(a)pyrene	**50000**	**1000**	**ug/kg**
Benzo(b)fluoranthene	**61000**	**1000**	**ug/kg**
Benzo(ghi)perylene	**30000**	**1000**	**ug/kg**
Benzo(k)fluoranthene	**33000**	**1000**	**ug/kg**
Chrysene	**52000**	**1000**	**ug/kg**
Dibenz(a,h)anthracene	**9700**	**1000**	**ug/kg**
Fluoranthene	**140000**	**1000**	**ug/kg**
Fluorene	**7700**	**1000**	**ug/kg**
Indeno(1,2,3-cd)pyrene	**25000**	**1000**	**ug/kg**
1-Methylnaphthalene	ND	1000	ug/kg
2-Methylnaphthalene	ND	1000	ug/kg
Naphthalene	ND	1000	ug/kg
Phenanthrene	**65000**	**1000**	**ug/kg**
Pyrene	**110000**	**1000**	**ug/kg**

SURROGATE	PERCENT RECOVERY	RECOVERY LIMITS
Nitrobenzene-d5	0.0 DIL,*	(24 - 112)
2-Fluorobiphenyl	0.0 DIL,*	(34 - 110)
Terphenyl-d14	0.0 DIL,*	(41 - 119)
Phenol-d5	0.0 DIL,*	(28 - 110)
2-Fluorophenol	0.0 DIL,*	(26 - 110)
2,4,6-Tribromophenol	0.0 DIL,*	(10 - 118)

NOTE(S):

DIL The concentration is estimated or not reported due to dilution or the presence of interfering analytes.

* Surrogate recovery is outside stated control limits.

Results and reporting limits have been adjusted for dry weight.

Tetra Tech NUS, Inc

Client Sample ID: ILSD-15

GC/MS Semivolatiles

Lot-Sample #...: A9F120214-001	Work Order #...: LETN81AF	Matrix.....: SO	
Date Sampled...: 06/11/09 10:30	Date Received..: 06/12/09		
Prep Date.....: 06/13/09	Analysis Date..: 06/24/09		
Prep Batch #...: 9164019			
Dilution Factor: 5	Initial Wgt/Vol: 30.13 g	Final Wgt/Vol..: 2 mL	
% Moisture.....: 23	Method.....: SW846 8270C		

PARAMETER	RESULT	REPORTING LIMIT	UNITS
Acenaphthene	100	43	ug/kg
Acenaphthylene	480	43	ug/kg
Anthracene	920	43	ug/kg
Benzo(a)anthracene	2000	43	ug/kg
Benzo(a)pyrene	2200	43	ug/kg
Benzo(b)fluoranthene	3000	43	ug/kg
Benzo(ghi)perylene	2000	43	ug/kg
Benzo(k)fluoranthene	1500	43	ug/kg
Chrysene	2300	43	ug/kg
Dibenz(a,h)anthracene	480	43	ug/kg
Fluoranthene	4300	43	ug/kg
Fluorene	200	43	ug/kg
Indeno(1,2,3-cd)pyrene	1400	43	ug/kg
1-Methylnaphthalene	ND	43	ug/kg
2-Methylnaphthalene	59	43	ug/kg
Naphthalene	80	43	ug/kg
Phenanthrene	1300	43	ug/kg
Pyrene	3900	43	ug/kg

SURROGATE	PERCENT RECOVERY	RECOVERY LIMITS
Nitrobenzene-d5	53 DIL	(24 - 112)
2-Fluorobiphenyl	64 DIL	(34 - 110)
Terphenyl-d14	78 DIL	(41 - 119)
Phenol-d5	56 DIL	(28 - 110)
2-Fluorophenol	61 DIL	(26 - 110)
2,4,6-Tribromophenol	44 DIL	(10 - 118)

NOTE(S):

DIL The concentration is estimated or not reported due to dilution or the presence of interfering analytes.

Results and reporting limits have been adjusted for dry weight.

Tetra Tech NUS, Inc

Client Sample ID: ILSD-16

GC/MS Semivolatiles

Lot-Sample #...:	A9F120214-002	**Work Order #...:**	LETQD1AG	**Matrix.....:**	SO
Date Sampled...:	06/11/09 11:30	**Date Received..:**	06/12/09		
Prep Date.....:	06/13/09	**Analysis Date..:**	06/24/09		
Prep Batch #...:	9164019				
Dilution Factor:	1	**Initial Wgt/Vol:**	30.1 g	**Final Wgt/Vol..:**	2 mL
% Moisture.....:	25	**Method.....:**	SW846 8270C		

PARAMETER	RESULT	REPORTING LIMIT	UNITS
Acenaphthene	**20**	**8.9**	**ug/kg**
Acenaphthylene	**120**	**8.9**	**ug/kg**
Anthracene	**220**	**8.9**	**ug/kg**
Benzo(a)anthracene	**310**	**8.9**	**ug/kg**
Benzo(a)pyrene	**320**	**8.9**	**ug/kg**
Benzo(b)fluoranthene	**600**	**8.9**	**ug/kg**
Benzo(ghi)perylene	**390**	**8.9**	**ug/kg**
Benzo(k)fluoranthene	**180**	**8.9**	**ug/kg**
Chrysene	**350**	**8.9**	**ug/kg**
Dibenz(a,h)anthracene	**89**	**8.9**	**ug/kg**
Fluoranthene	**620**	**8.9**	**ug/kg**
Fluorene	**43**	**8.9**	**ug/kg**
Indeno(1,2,3-cd)pyrene	**280**	**8.9**	**ug/kg**
1-Methylnaphthalene	ND	8.9	ug/kg
2-Methylnaphthalene	ND	8.9	ug/kg
Naphthalene	**11**	**8.9**	**ug/kg**
Phenanthrene	**230**	**8.9**	**ug/kg**
Pyrene	**530**	**8.9**	**ug/kg**

SURROGATE	PERCENT RECOVERY	RECOVERY LIMITS
Nitrobenzene-d5	58	(24 - 112)
2-Fluorobiphenyl	64	(34 - 110)
Terphenyl-d14	79	(41 - 119)
Phenol-d5	63	(28 - 110)
2-Fluorophenol	62	(26 - 110)
2,4,6-Tribromophenol	60	(10 - 118)

NOTE(S):

Results and reporting limits have been adjusted for dry weight.

Tetra Tech NUS, Inc

Client Sample ID: ILSD-18

GC/MS Semivolatiles

Lot-Sample #...:	A9F120214-006	Work Order #...:	LETQN1AP	Matrix.....:	SO
Date Sampled...:	06/11/09 15:00	Date Received..:	06/12/09		
Prep Date.....:	06/13/09	Analysis Date..:	06/30/09		
Prep Batch #...:	9164019				
Dilution Factor:	10	Initial Wgt/Vol:	30.01 g	Final Wgt/Vol..:	2 mL
% Moisture.....:	52	Method.....:	SW846 8270C		

PARAMETER	RESULT	REPORTING LIMIT	UNITS
Acenaphthene	1600	140	ug/kg
Acenaphthylene	280	140	ug/kg
Anthracene	3400	140	ug/kg
Benzo(a)anthracene	10000	140	ug/kg
Benzo(a)pyrene	9500	140	ug/kg
Benzo(b)fluoranthene	14000	140	ug/kg
Benzo(ghi)perylene	6600	140	ug/kg
Benzo(k)fluoranthene	5800	140	ug/kg
Chrysene	9400	140	ug/kg
Dibenz(a,h)anthracene	1800	140	ug/kg
Fluoranthene	22000	140	ug/kg
Fluorene	1700	140	ug/kg
Indeno(1,2,3-cd)pyrene	5500	140	ug/kg
1-Methylnaphthalene	180	140	ug/kg
2-Methylnaphthalene	210	140	ug/kg
Naphthalene	290	140	ug/kg
Phenanthrene	15000	140	ug/kg
Pyrene	17000	140	ug/kg

SURROGATE	PERCENT RECOVERY	RECOVERY LIMITS
Nitrobenzene-d5	73 DIL	(24 - 112)
2-Fluorobiphenyl	85 DIL	(34 - 110)
Terphenyl-d14	96 DIL	(41 - 119)
Phenol-d5	72 DIL	(28 - 110)
2-Fluorophenol	68 DIL	(26 - 110)
2,4,6-Tribromophenol	70 DIL	(10 - 118)

NOTE(S):

DIL The concentration is estimated or not reported due to dilution or the presence of interfering analytes.

Results and reporting limits have been adjusted for dry weight.

Tetra Tech NUS, Inc

Client Sample ID: ILSD-19

GC/MS Semivolatiles

Lot-Sample #...: A9F120214-007	Work Order #...: LETQV1AG	Matrix.....: SO	
Date Sampled...: 06/11/09 15:25	Date Received..: 06/12/09		
Prep Date.....: 06/13/09	Analysis Date..: 06/24/09		
Prep Batch #...: 9164019			
Dilution Factor: 5	Initial Wgt/Vol: 30.05 g	Final Wgt/Vol..: 2 mL	
% Moisture.....: 20	Method.....: SW846 8270C		

PARAMETER	RESULT	REPORTING LIMIT	UNITS
Acenaphthene	**160**	**42**	**ug/kg**
Acenaphthylene	**140**	**42**	**ug/kg**
Anthracene	**550**	**42**	**ug/kg**
Benzo(a)anthracene	**2,000**	**42**	**ug/kg**
Benzo(a)pyrene	**2200**	**42**	**ug/kg**
Benzo(b)fluoranthene	**3,300**	**42**	**ug/kg**
Benzo(ghi)perylene	**1700**	**42**	**ug/kg**
Benzo(k)fluoranthene	**1100**	**42**	**ug/kg**
Chrysene	**2,000**	**42**	**ug/kg**
Dibenz(a,h)anthracene	**510**	**42**	**ug/kg**
Fluoranthene	**4,100**	**42**	**ug/kg**
Fluorene	**210**	**42**	**ug/kg**
Indeno(1,2,3-cd)pyrene	**1,400**	**42**	**ug/kg**
1-Methylnaphthalene	ND	42	ug/kg
2-Methylnaphthalene	ND	42	ug/kg
Naphthalene	ND	42	ug/kg
Phenanthrene	**1,800**	**42**	**ug/kg**
Pyrene	**3,000**	**42**	**ug/kg**

SURROGATE	PERCENT RECOVERY	RECOVERY LIMITS
Nitrobenzene-d5	60 DIL	(24 - 112)
2-Fluorobiphenyl	68 DIL	(34 - 110)
Terphenyl-d14	79 DIL	(41 - 119)
Phenol-d5	58 DIL	(28 - 110)
2-Fluorophenol	60 DIL	(26 - 110)
2,4,6-Tribromophenol	43 DIL	(10 - 118)

NOTE(S):

DIL The concentration is estimated or not reported due to dilution or the presence of interfering analytes.

Results and reporting limits have been adjusted for dry weight.

Tetra Tech NUS, Inc

Client Sample ID: ILSD-20

GC/MS Semivolatiles

Lot-Sample #...:	A9F120214-005	Work Order #...:	LETQL1AG	Matrix.....:	SO
Date Sampled...:	06/11/09 14:05	Date Received..:	06/12/09		
Prep Date.....:	06/13/09	Analysis Date..:	06/24/09		
Prep Batch #...:	9164019				
Dilution Factor:	1	Initial Wgt/Vol:	30.2 g	Final Wgt/Vol..:	2 mL
% Moisture.....:	21	Method.....:	SW846 8270C		

PARAMETER	RESULT	REPORTING LIMIT	UNITS
Acenaphthene	25	8.4	ug/kg
Acenaphthylene	45	8.4	ug/kg
Anthracene	87	8.4	ug/kg
Benzo(a)anthracene	280	8.4	ug/kg
Benzo(a)pyrene	300	8.4	ug/kg
Benzo(b)fluoranthene	430	8.4	ug/kg
Benzo(ghi)perylene	240	8.4	ug/kg
Benzo(k)fluoranthene	200	8.4	ug/kg
Chrysene	310	8.4	ug/kg
Dibenz(a,h)anthracene	70	8.4	ug/kg
Fluoranthene	610	8.4	ug/kg
Fluorene	40	8.4	ug/kg
Indeno(1,2,3-cd)pyrene	180	8.4	ug/kg
1-Methylnaphthalene	12	8.4	ug/kg
2-Methylnaphthalene	28	8.4	ug/kg
Naphthalene	33	8.4	ug/kg
Phenanthrene	260	8.4	ug/kg
Pyrene	430	8.4	ug/kg

SURROGATE	PERCENT RECOVERY	RECOVERY LIMITS
Nitrobenzene-d5	48	(24 - 112)
2-Fluorobiphenyl	61	(34 - 110)
Terphenyl-d14	71	(41 - 119)
Phenol-d5	55	(28 - 110)
2-Fluorophenol	61	(26 - 110)
2,4,6-Tribromophenol	27	(10 - 118)

NOTE(S):

Results and reporting limits have been adjusted for dry weight.

Tetra Tech NUS, Inc

Client Sample ID: ILSD-4

GC/MS Semivolatiles

Lot-Sample #...: A9F110135-001 Work Order #...: LEN871AD Matrix.....: SO
Date Sampled...: 06/10/09 10:50 Date Received..: 06/11/09
Prep Date.....: 06/13/09 Analysis Date..: 06/22/09
Prep Batch #...: 9164019
Dilution Factor: 50 Initial Wgt/Vol: 30.08 g Final Wgt/Vol..: 2 mL
% Moisture.....: 50 Method.....: SW846 8270C

PARAMETER	RESULT	REPORTING LIMIT	UNITS
Acenaphthene	28000	660	ug/kg
Acenaphthylene	920	660	ug/kg
Anthracene	35000	660	ug/kg
Benzo(a)anthracene	93000	660	ug/kg
Benzo(a)pyrene	93000	660	ug/kg
Benzo(b)fluoranthene	120000	660	ug/kg
Benzo(ghi)perylene	64000	660	ug/kg
Benzo(k)fluoranthene	46000	660	ug/kg
Chrysene	92000	660	ug/kg
Dibenz(a,h)anthracene	19000	660	ug/kg
Fluoranthene	220000 E	660	ug/kg
Fluorene	20000	660	ug/kg
Indeno(1,2,3-cd)pyrene	52000	660	ug/kg
1-Methylnaphthalene	2200	660	ug/kg
2-Methylnaphthalene	3200	660	ug/kg
Naphthalene	7900	660	ug/kg
Phenanthrene	150000	660	ug/kg
Pyrene	150000	660	ug/kg

SURROGATE	PERCENT RECOVERY	RECOVERY LIMITS
Nitrobenzene-d5	78 DIL	(24 - 112)
2-Fluorobiphenyl	69 DIL	(34 - 110)
Terphenyl-d14	92 DIL	(41 - 119)
Phenol-d5	54 DIL	(28 - 110)
2-Fluorophenol	66 DIL	(26 - 110)
2,4,6-Tribromophenol	0.0 DIL,*	(10 - 118)

NOTE(S):

DIL The concentration is estimated or not reported due to dilution or the presence of interfering analytes.

* Surrogate recovery is outside stated control limits.

Results and reporting limits have been adjusted for dry weight.

E Estimated result. Result concentration exceeds the calibration range.

Tetra Tech NUS, Inc

Client Sample ID: ILSD-4

GC/MS Semivolatiles

Lot-Sample #...:	A9F110135-001	Work Order #...:	LEN872AD	Matrix.....:	SO
Date Sampled...:	06/10/09 10:50	Date Received..:	06/11/09		
Prep Date.....:	06/13/09	Analysis Date..:	06/25/09		
Prep Batch #...:	9164019				
Dilution Factor:	100	Initial Wgt/Vol:	30.08 g	Final Wgt/Vol..:	2 mL
% Moisture.....:	50	Method.....:	SW846 8270C		

PARAMETER	RESULT	REPORTING LIMIT	UNITS
Acenaphthene	23000	1300	ug/kg
Acenaphthylene	ND	1300	ug/kg
Anthracene	33000	1300	ug/kg
Benzo(a)anthracene	84000	1300	ug/kg
Benzo(a)pyrene	76000	1300	ug/kg
Benzo(b)fluoranthene	100000	1300	ug/kg
Benzo(ghi)perylene	53000	1300	ug/kg
Benzo(k)fluoranthene	39000	1300	ug/kg
Chrysene	73000	1300	ug/kg
Dibenz(a,h)anthracene	15000	1300	ug/kg
Fluoranthene	180000	1300	ug/kg
Fluorene	19000	1300	ug/kg
Indeno(1,2,3-cd)pyrene	44000	1300	ug/kg
1-Methylnaphthalene	1900	1300	ug/kg
2-Methylnaphthalene	2800	1300	ug/kg
Naphthalene	6500	1300	ug/kg
Phenanthrene	130000	1300	ug/kg
Pyrene	140000	1300	ug/kg

SURROGATE	PERCENT RECOVERY	RECOVERY LIMITS
Nitrobenzene-d5	0.0 DIL,*	(24 - 112)
2-Fluorobiphenyl	0.0 DIL,*	(34 - 110)
Terphenyl-d14	0.0 DIL,*	(41 - 119)
Phenol-d5	0.0 DIL,*	(28 - 110)
2-Fluorophenol	0.0 DIL,*	(26 - 110)
2,4,6-Tribromophenol	0.0 DIL,*	(10 - 118)

NOTE(S):

DIL The concentration is estimated or not reported due to dilution or the presence of interfering analytes.

* Surrogate recovery is outside stated control limits.

Results and reporting limits have been adjusted for dry weight.

Tetra Tech NUS, Inc

Client Sample ID: ILSD-7

GC/MS Semivolatiles

Lot-Sample #...:	A9F120214-011	**Work Order #...:**	LETQ51AG	**Matrix.....:**	SO
Date Sampled...:	06/11/09 17:15	**Date Received..:**	06/12/09		
Prep Date.....:	06/13/09	**Analysis Date..:**	06/22/09		
Prep Batch #...:	9164019				
Dilution Factor:	20	**Initial Wgt/Vol:**	30.03 g	**Final Wgt/Vol..:**	2 mL
% Moisture.....:	20	**Method.....:**	SW846 8270C		

PARAMETER	RESULT	REPORTING LIMIT	UNITS
Acenaphthene	ND	170	ug/kg
Acenaphthylene	ND	170	ug/kg
Anthracene	**370**	**170**	**ug/kg**
Benzo(a)anthracene	**1100**	**170**	**ug/kg**
Benzo(a)pyrene	**970**	**170**	**ug/kg**
Benzo(b)fluoranthene	**1800**	**170**	**ug/kg**
Benzo(ghi)perylene	**780**	**170**	**ug/kg**
Benzo(k)fluoranthene	**490**	**170**	**ug/kg**
Chrysene	**1200**	**170**	**ug/kg**
Dibenz(a,h)anthracene	**460**	**170**	**ug/kg**
Fluoranthene	**2900**	**170**	**ug/kg**
Fluorene	ND	170	ug/kg
Indeno(1,2,3-cd)pyrene	**680**	**170**	**ug/kg**
1-Methylnaphthalene	ND	170	ug/kg
2-Methylnaphthalene	ND	170	ug/kg
Naphthalene	ND	170	ug/kg
Phenanthrene	**1500**	**170**	**ug/kg**
Pyrene	**2100**	**170**	**ug/kg**

SURROGATE	PERCENT RECOVERY	RECOVERY LIMITS
Nitrobenzene-d5	78 DIL	(24 - 112)
2-Fluorobiphenyl	72 DIL	(34 - 110)
Terphenyl-d14	90 DIL	(41 - 119)
Phenol-d5	70 DIL	(28 - 110)
2-Fluorophenol	80 DIL	(26 - 110)
2,4,6-Tribromophenol	42 DIL	(10 - 118)

NOTE(S):

DIL The concentration is estimated or not reported due to dilution or the presence of interfering analytes.

Results and reporting limits have been adjusted for dry weight.

Tetra Tech NUS, Inc

Client Sample ID: ILSD-8

GC/MS Semivolatiles

Lot-Sample #...:	A9F110135-002	**Work Order #...:**	LEN9T1AG	**Matrix.....:**	SO
Date Sampled...:	06/10/09 11:35	**Date Received..:**	06/11/09		
Prep Date.....:	06/13/09	**Analysis Date..:**	06/22/09		
Prep Batch #...:	9164019				
Dilution Factor:	25	**Initial Wgt/Vol:**	30 g	**Final Wgt/Vol..:**	2 mL
% Moisture.....:	27	**Method.....:**	SW846 8270C		

PARAMETER	RESULT	REPORTING LIMIT	UNITS
Acenaphthene	**2700**	**230**	**ug/kg**
Acenaphthylene	**310**	**230**	**ug/kg**
Anthracene	**7700**	**230**	**ug/kg**
Benzo(a)anthracene	**25000**	**230**	**ug/kg**
Benzo(a)pyrene	**24000**	**230**	**ug/kg**
Benzo(b)fluoranthene	**30000**	**230**	**ug/kg**
Benzo(ghi)perylene	**18000**	**230**	**ug/kg**
Benzo(k)fluoranthene	**13000**	**230**	**ug/kg**
Chrysene	**25000**	**230**	**ug/kg**
Dibenz(a,h)anthracene	**4000**	**230**	**ug/kg**
Fluoranthene	**76000 E**	**230**	**ug/kg**
Fluorene	**3100**	**230**	**ug/kg**
Indeno(1,2,3-cd)pyrene	**14000**	**230**	**ug/kg**
1-Methylnaphthalene	ND	230	ug/kg
2-Methylnaphthalene	ND	230	ug/kg
Naphthalene	ND	230	ug/kg
Phenanthrene	**40000**	**230**	**ug/kg**
Pyrene	**53000**	**230**	**ug/kg**

SURROGATE	PERCENT RECOVERY	RECOVERY LIMITS
Nitrobenzene-d5	66 DIL	(24 - 112)
2-Fluorobiphenyl	67 DIL	(34 - 110)
Terphenyl-d14	87 DIL	(41 - 119)
Phenol-d5	63 DIL	(28 - 110)
2-Fluorophenol	62 DIL	(26 - 110)
2,4,6-Tribromophenol	44 DIL	(10 - 118)

NOTE(S):

DIL The concentration is estimated or not reported due to dilution or the presence of interfering analytes.

Results and reporting limits have been adjusted for dry weight.

E Estimated result. Result concentration exceeds the calibration range.

Tetra Tech NUS, Inc

Client Sample ID: ILSD-8

GC/MS Semivolatiles

Lot-Sample #...:	A9F110135-002	Work Order #...:	LEN9T2AG	Matrix.....:	SO
Date Sampled...:	06/10/09 11:35	Date Received..:	06/11/09		
Prep Date.....:	06/13/09	Analysis Date..:	06/29/09		
Prep Batch #...:	9164019				
Dilution Factor:	50	Initial Wgt/Vol:	30 g	Final Wgt/Vol..:	2 mL
% Moisture.....:	27	Method.....:	SW846 8270C		

PARAMETER	RESULT	REPORTING LIMIT	UNITS
Acenaphthene	**2200**	**460**	**ug/kg**
Acenaphthylene	ND	460	ug/kg
Anthracene	**8100**	**460**	**ug/kg**
Benzo(a)anthracene	**22000**	**460**	**ug/kg**
Benzo(a)pyrene	**22000**	**460**	**ug/kg**
Benzo(b)fluoranthene	**28000**	**460**	**ug/kg**
Benzo(ghi)perylene	**16000**	**460**	**ug/kg**
Benzo(k)fluoranthene	**14000**	**460**	**ug/kg**
Chrysene	**21000**	**460**	**ug/kg**
Dibenz(a,h)anthracene	**3800**	**460**	**ug/kg**
Fluoranthene	**63000**	**460**	**ug/kg**
Fluorene	**3600**	**460**	**ug/kg**
Indeno(1,2,3-cd)pyrene	**13000**	**460**	**ug/kg**
1-Methylnaphthalene	ND	460	ug/kg
2-Methylnaphthalene	ND	460	ug/kg
Naphthalene	ND	460	ug/kg
Phenanthrene	**37000**	**460**	**ug/kg**
Pyrene	**48000**	**460**	**ug/kg**

SURROGATE	PERCENT RECOVERY	RECOVERY LIMITS
Nitrobenzene-d5	65 DIL	(24 - 112)
2-Fluorobiphenyl	130 DIL, *	(34 - 110)
Terphenyl-d14	143 DIL, *	(41 - 119)
Phenol-d5	63 DIL	(28 - 110)
2-Fluorophenol	61 DIL	(26 - 110)
2,4,6-Tribromophenol	43 DIL	(10 - 118)

NOTE(S):

DIL The concentration is estimated or not reported due to dilution or the presence of interfering analytes.

* Surrogate recovery is outside stated control limits.

Results and reporting limits have been adjusted for dry weight.

Tetra Tech NUS, Inc

Client Sample ID: MHSD-4

GC/MS Semivolatiles

Lot-Sample #...: A9F120214-008	Work Order #...: LETQW1AP	Matrix.....: SO	
Date Sampled...: 06/11/09 16:00	Date Received..: 06/12/09		
Prep Date.....: 06/13/09	Analysis Date..: 06/24/09		
Prep Batch #...: 9164019			
Dilution Factor: 2.5	Initial Wgt/Vol: 30.1 g	Final Wgt/Vol..: 2 mL	
% Moisture.....: 34	Method.....: SW846 8270C		

PARAMETER	RESULT	REPORTING LIMIT	UNITS
Acenaphthene	180	25	ug/kg
Acenaphthylene	110	25	ug/kg
Anthracene	460	25	ug/kg
Benzo(a)anthracene	1300	25	ug/kg
Benzo(a)pyrene	1500	25	ug/kg
Benzo(b)fluoranthene	2200	25	ug/kg
Benzo(ghi)perylene	1100	25	ug/kg
Benzo(k)fluoranthene	800	25	ug/kg
Chrysene	1500	25	ug/kg
Dibenz(a,h)anthracene	320	25	ug/kg
Fluoranthene	3500	25	ug/kg
Fluorene	210	25	ug/kg
Indeno(1,2,3-cd)pyrene	860	25	ug/kg
1-Methylnaphthalene	190	25	ug/kg
2-Methylnaphthalene	180	25	ug/kg
Naphthalene	530	25	ug/kg
Phenanthrene	1500	25	ug/kg
Pyrene	2300	25	ug/kg

SURROGATE	PERCENT RECOVERY	RECOVERY LIMITS
Nitrobenzene-d5	57 DIL	(24 - 112)
2-Fluorobiphenyl	64 DIL	(34 - 110)
Terphenyl-d14	62 DIL	(41 - 119)
Phenol-d5	61 DIL	(28 - 110)
2-Fluorophenol	61 DIL	(26 - 110)
2,4,6-Tribromophenol	62 DIL	(10 - 118)

NOTE(S):

DIL The concentration is estimated or not reported due to dilution or the presence of interfering analytes.

Results and reporting limits have been adjusted for dry weight.

Tetra Tech NUS, Inc

Client Sample ID: MHSD-7

GC/MS Semivolatiles

Lot-Sample #...: A9F120214-010	Work Order #...: LETQ21AG	Matrix.....: SO	
Date Sampled...: 06/11/09 16:50	Date Received..: 06/12/09		
Prep Date.....: 06/13/09	Analysis Date..: 06/24/09		
Prep Batch #...: 9164019			
Dilution Factor: 4	Initial Wgt/Vol: 30 g	Final Wgt/Vol..: 2 mL	
% Moisture.....: 60	Method.....: SW846 8270C		

PARAMETER	RESULT	REPORTING LIMIT	UNITS
Acenaphthene	**210**	**67**	**ug/kg**
Acenaphthylene	**130**	**67**	**ug/kg**
Anthracene	**510**	**67**	**ug/kg**
Benzo(a)anthracene	**2400**	**67**	**ug/kg**
Benzo(a)pyrene	**2600**	**67**	**ug/kg**
Benzo(b)fluoranthene	**4500**	**67**	**ug/kg**
Benzo(ghi)perylene	**2300**	**67**	**ug/kg**
Benzo(k)fluoranthene	**1900**	**67**	**ug/kg**
Chrysene	**2900**	**67**	**ug/kg**
Dibenz(a,h)anthracene	**730**	**67**	**ug/kg**
Fluoranthene	**5600**	**67**	**ug/kg**
Fluorene	**310**	**67**	**ug/kg**
Indeno(1,2,3-cd)pyrene	**2000**	**67**	**ug/kg**
1-Methylnaphthalene	ND	67	ug/kg
2-Methylnaphthalene	ND	67	ug/kg
Naphthalene	ND	67	ug/kg
Phenanthrene	**1500**	**67**	**ug/kg**
Pyrene	**4200**	**67**	**ug/kg**

SURROGATE	PERCENT RECOVERY	RECOVERY LIMITS
Nitrobenzene-d5	39 DIL	(24 - 112)
2-Fluorobiphenyl	61 DIL	(34 - 110)
Terphenyl-d14	79 DIL	(41 - 119)
Phenol-d5	55 DIL	(28 - 110)
2-Fluorophenol	55 DIL	(26 - 110)
2,4,6-Tribromophenol	66 DIL	(10 - 118)

NOTE(S):

DIL The concentration is estimated or not reported due to dilution or the presence of interfering analytes.

Results and reporting limits have been adjusted for dry weight.

Tetra Tech NUS, Inc

Client Sample ID: MHSD-7A

GC/MS Semivolatiles

Lot-Sample #...: A9F120214-009 Work Order #...: LETQX1AG Matrix.....: SO
Date Sampled...: 06/11/09 16:30 Date Received..: 06/12/09
Prep Date.....: 06/13/09 Analysis Date..: 06/22/09
Prep Batch #...: 9164019
Dilution Factor: 50 Initial Wgt/Vol: 30 g Final Wgt/Vol..: 2 mL
% Moisture.....: 31 Method.....: SW846 8270C

PARAMETER	RESULT	REPORTING LIMIT	UNITS
Acenaphthene	3600	480	ug/kg
Acenaphthylene	1400	480	ug/kg
Anthracene	10000	480	ug/kg
Benzo(a)anthracene	38000	480	ug/kg
Benzo(a)pyrene	37000	480	ug/kg
Benzo(b)fluoranthene	48000	480	ug/kg
Benzo(ghi)perylene	26000	480	ug/kg
Benzo(k)fluoranthene	21000	480	ug/kg
Chrysene	37000	480	ug/kg
Dibenz(a,h)anthracene	8200	480	ug/kg
Fluoranthene	71000	480	ug/kg
Fluorene	2900	480	ug/kg
Indeno(1,2,3-cd)pyrene	22000	480	ug/kg
1-Methylnaphthalene	490	480	ug/kg
2-Methylnaphthalene	600	480	ug/kg
Naphthalene	910	480	ug/kg
Phenanthrene	27000	480	ug/kg
Pyrene	59000	480	ug/kg

SURROGATE	PERCENT RECOVERY	RECOVERY LIMITS
Nitrobenzene-d5	52 DIL	(24 - 112)
2-Fluorobiphenyl	58 DIL	(34 - 110)
Terphenyl-d14	80 DIL	(41 - 119)
Phenol-d5	49 DIL	(28 - 110)
2-Fluorophenol	50 DIL	(26 - 110)
2,4,6-Tribromophenol	0.0 DIL, *	(10 - 118)

NOTE(S):

DIL The concentration is estimated or not reported due to dilution or the presence of interfering analytes.

* Surrogate recovery is outside stated control limits.

Results and reporting limits have been adjusted for dry weight.

Tetra Tech NUS, Inc

Client Sample ID: ILSD-11

TCLP GC/MS Semivolatiles

Lot-Sample #...:	A9F120214-003	**Work Order #...:**	LETQE1A6	**Matrix.....:**	SO
Date Sampled...:	06/11/09 11:50	**Date Received..:**	06/12/09		
Leach Date.....:	06/17/09	**Prep Date.....:**	06/18/09	**Analysis Date..:**	06/21/09
Leach Batch #..:	P916805	**Prep Batch #...:**	9169036		
Dilution Factor:	1	**Initial Wgt/Vol:**	250 mL	**Final Wgt/Vol..:**	2 mL
% Moisture.....:	62	**Method.....:**	SW846 8270C		

PARAMETER	RESULT	REPORTING LIMIT	UNITS
o-Cresol	ND	0.0040	mg/L
m-Cresol & p-Cresol	ND	0.040	mg/L
1,4-Dichlorobenzene	ND	0.0040	mg/L
2,4-Dinitrotoluene	ND	0.020	mg/L
Hexachlorobenzene	ND	0.020	mg/L
Hexachlorobutadiene	ND	0.020	mg/L
Hexachloroethane	ND	0.020	mg/L
Nitrobenzene	ND	0.0040	mg/L
Pentachlorophenol	ND	0.040	mg/L
Pyridine	ND	0.020	mg/L
2,4,5-Trichloro-phenol	ND	0.020	mg/L
2,4,6-Trichloro-phenol	ND	0.020	mg/L

SURROGATE	PERCENT RECOVERY	RECOVERY LIMITS
Nitrobenzene-d5	62	(29 - 111)
2-Fluorobiphenyl	54	(22 - 110)
Terphenyl-d14	75	(40 - 119)
Phenol-d5	54	(10 - 110)
2-Fluorophenol	40	(10 - 110)
2,4,6-Tribromophenol	64	(17 - 117)

NOTE(S):

Analysis performed in accordance with USEPA Toxicity Characteristic Leaching Procedure Method 1311

Tetra Tech NUS, Inc

Client Sample ID: ILSD-18

TCLP GC/MS Semivolatiles

Lot-Sample #...:	A9F120214-006	**Work Order #...:**	LETQN1AH	**Matrix.....:**	SO
Date Sampled...:	06/11/09 15:00	**Date Received..:**	06/12/09		
Leach Date.....:	06/17/09	**Prep Date.....:**	06/22/09	**Analysis Date..:**	06/23/09
Leach Batch #..:	P916805	**Prep Batch #...:**	9173031		
Dilution Factor:	1	**Initial Wgt/Vol:**	250 mL	**Final Wgt/Vol..:**	2 mL
% Moisture.....:	52	**Method.....:**	SW846 8270C		

PARAMETER	RESULT	REPORTING LIMIT	UNITS
o-Cresol	ND	0.0040	mg/L
m-Cresol & p-Cresol	ND	0.040	mg/L
1,4-Dichlorobenzene	ND	0.0040	mg/L
2,4-Dinitrotoluene	ND	0.020	mg/L
Hexachlorobenzene	ND	0.020	mg/L
Hexachlorobutadiene	ND	0.020	mg/L
Hexachloroethane	ND	0.020	mg/L
Nitrobenzene	ND	0.0040	mg/L
Pentachlorophenol	ND	0.040	mg/L
Pyridine	ND	0.020	mg/L
2,4,5-Trichloro-phenol	ND	0.020	mg/L
2,4,6-Trichloro-phenol	ND	0.020	mg/L

SURROGATE	PERCENT RECOVERY	RECOVERY LIMITS
Nitrobenzene-d5	64	(29 - 111)
2-Fluorobiphenyl	60	(22 - 110)
Terphenyl-d14	78	(40 - 119)
Phenol-d5	51	(10 - 110)
2-Fluorophenol	57	(10 - 110)
2,4,6-Tribromophenol	60	(17 - 117)

NOTE(S):

Analysis performed in accordance with USEPA Toxicity Characteristic Leaching Procedure Method 1311

Tetra Tech NUS, Inc

Client Sample ID: MHSD-4

TCLP GC/MS Semivolatiles

Lot-Sample #...:	A9F120214-008	**Work Order #...:**	LETQW1AH	**Matrix.....:**	SO
Date Sampled...:	06/11/09 16:00	**Date Received..:**	06/12/09		
Leach Date.....:	06/17/09	**Prep Date.....:**	06/19/09	**Analysis Date..:**	06/23/09
Leach Batch #..:	P916805	**Prep Batch #...:**	9170055		
Dilution Factor:	1	**Initial Wgt/Vol:**	250 mL	**Final Wgt/Vol..:**	2 mL
% Moisture.....:	34	**Method.....:**	SW846 8270C		

PARAMETER	RESULT	REPORTING LIMIT	UNITS
o-Cresol	ND	0.0040	mg/L
m-Cresol & p-Cresol	ND	0.040	mg/L
1,4-Dichlorobenzene	ND	0.0040	mg/L
2,4-Dinitrotoluene	ND	0.020	mg/L
Hexachlorobenzene	ND	0.020	mg/L
Hexachlorobutadiene	ND	0.020	mg/L
Hexachloroethane	ND	0.020	mg/L
Nitrobenzene	ND	0.0040	mg/L
Pentachlorophenol	ND	0.040	mg/L
Pyridine	ND	0.020	mg/L
2,4,5-Trichloro-phenol	ND	0.020	mg/L
2,4,6-Trichloro-phenol	ND	0.020	mg/L

SURROGATE	PERCENT RECOVERY	RECOVERY LIMITS
Nitrobenzene-d5	64	(29 - 111)
2-Fluorobiphenyl	62	(22 - 110)
Terphenyl-d14	81	(40 - 119)
Phenol-d5	46	(10 - 110)
2-Fluorophenol	57	(10 - 110)
2,4,6-Tribromophenol	68	(17 - 117)

NOTE(S):

Analysis performed in accordance with USEPA Toxicity Characteristic Leaching Procedure Method 1311

Tetra Tech NUS, Inc

Client Sample ID: ILSD-10

GC Semivolatiles

Lot-Sample #...:	A9F120214-004	**Work Order #...:**	LETQK1AF	**Matrix.....:**	SO
Date Sampled...:	06/11/09 13:40	**Date Received..:**	06/12/09		
Prep Date.....:	06/13/09	**Analysis Date..:**	06/16/09		
Prep Batch #...:	9164018				
Dilution Factor:	1	**Initial Wgt/Vol:**	5.01 g	**Final Wgt/Vol..:**	20 mL
% Moisture.....:	29	**Method.....:**	SW846 8082		

PARAMETER	RESULT	REPORTING LIMIT	UNITS
Aroclor 1016	ND	280	ug/kg
Aroclor 1221	ND	280	ug/kg
Aroclor 1232	ND	280	ug/kg
Aroclor 1242	ND	280	ug/kg
Aroclor 1248	ND	280	ug/kg
Aroclor 1254	ND	280	ug/kg
Aroclor 1260	**690**	**280**	**ug/kg**

SURROGATE	PERCENT RECOVERY	RECOVERY LIMITS
Tetrachloro-m-xylene	69	(10 - 196)
Decachlorobiphenyl	70	(10 - 199)

NOTE(S):

Results and reporting limits have been adjusted for dry weight.

Tetra Tech NUS, Inc

Client Sample ID: ILSD-11

GC Semivolatiles

Lot-Sample #...:	A9F120214-003	**Work Order #...:**	LETQE1AC	**Matrix.....:**	SO
Date Sampled...:	06/11/09 11:50	**Date Received..:**	06/12/09		
Prep Date.....:	06/13/09	**Analysis Date..:**	06/16/09		
Prep Batch #...:	9164018				
Dilution Factor:	1	**Initial Wgt/Vol:**	5.03 g	**Final Wgt/Vol..:**	20 mL
% Moisture.....:	62	**Method.....:**	SW846 8082		

PARAMETER	RESULT	REPORTING LIMIT	UNITS
Aroclor 1016	ND	530	ug/kg
Aroclor 1221	ND	530	ug/kg
Aroclor 1232	ND	530	ug/kg
Aroclor 1242	ND	530	ug/kg
Aroclor 1248	ND	530	ug/kg
Aroclor 1254	ND	530	ug/kg
Aroclor 1260	**1600**	**530**	**ug/kg**

SURROGATE	PERCENT RECOVERY	RECOVERY LIMITS
Tetrachloro-m-xylene	75	(10 - 196)
Decachlorobiphenyl	88	(10 - 199)

NOTE(S):

Results and reporting limits have been adjusted for dry weight.

Tetra Tech NUS, Inc

Client Sample ID: ILSD-12

GC Semivolatiles

Lot-Sample #...:	A9F110135-003	**Work Order #...:**	LEN9W1AF	**Matrix.....:**	SO
Date Sampled...:	06/10/09 13:35	**Date Received..:**	06/11/09		
Prep Date.....:	06/12/09	**Analysis Date..:**	06/16/09		
Prep Batch #...:	9163031				
Dilution Factor:	1	**Initial Wgt/Vol:**	5.03 g	**Final Wgt/Vol..:**	20 mL
% Moisture.....:	47	**Method.....:**	SW846 8082		

PARAMETER	RESULT	REPORTING LIMIT	UNITS
Aroclor 1016	ND	370	ug/kg
Aroclor 1221	ND	370	ug/kg
Aroclor 1232	ND	370	ug/kg
Aroclor 1242	ND	370	ug/kg
Aroclor 1248	ND	370	ug/kg
Aroclor 1254	ND	370	ug/kg
Aroclor 1260	ND	370	ug/kg

SURROGATE	PERCENT RECOVERY	RECOVERY LIMITS
Tetrachloro-m-xylene	75	(10 - 196)
Decachlorobiphenyl	88	(10 - 199)

NOTE(S):

Results and reporting limits have been adjusted for dry weight.

Tetra Tech NUS, Inc

Client Sample ID: ILSD-14

GC Semivolatiles

Lot-Sample #...:	A9F110135-004	**Work Order #...:**	LEN9X1AF	**Matrix.....:**	SO
Date Sampled...:	06/10/09 15:10	**Date Received..:**	06/11/09		
Prep Date.....:	06/12/09	**Analysis Date..:**	06/16/09		
Prep Batch #...:	9163031				
Dilution Factor:	1	**Initial Wgt/Vol:**	5.1 g	**Final Wgt/Vol..:**	20 mL
% Moisture.....:	18	**Method.....:**	SW846 8082		

PARAMETER	RESULT	REPORTING LIMIT	UNITS
Aroclor 1016	ND	240	ug/kg
Aroclor 1221	ND	240	ug/kg
Aroclor 1232	ND	240	ug/kg
Aroclor 1242	ND	240	ug/kg
Aroclor 1248	ND	240	ug/kg
Aroclor 1254	ND	240	ug/kg
Aroclor 1260	**900**	**240**	**ug/kg**

SURROGATE	PERCENT RECOVERY	RECOVERY LIMITS
Tetrachloro-m-xylene	74	(10 - 196)
Decachlorobiphenyl	193	(10 - 199)

NOTE(S):

Results and reporting limits have been adjusted for dry weight.

Tetra Tech NUS, Inc

Client Sample ID: ILSD-14D

GC Semivolatiles

Lot-Sample #...:	A9F110135-005	**Work Order #...:**	LEN901AF	**Matrix.....:**	SO
Date Sampled...:	06/10/09 15:10	**Date Received..:**	06/11/09		
Prep Date.....:	06/12/09	**Analysis Date..:**	06/16/09		
Prep Batch #...:	9163031				
Dilution Factor:	1	**Initial Wgt/Vol:**	5.02 g	**Final Wgt/Vol..:**	20 mL
% Moisture.....:	20	**Method.....:**	SW846 8082		

PARAMETER	RESULT	REPORTING LIMIT	UNITS
Aroclor 1016	ND	250	ug/kg
Aroclor 1221	ND	250	ug/kg
Aroclor 1232	ND	250	ug/kg
Aroclor 1242	ND	250	ug/kg
Aroclor 1248	ND	250	ug/kg
Aroclor 1254	ND	250	ug/kg
Aroclor 1260	**960**	**250**	**ug/kg**

SURROGATE	PERCENT RECOVERY	RECOVERY LIMITS
Tetrachloro-m-xylene	72	(10 - 196)
Decachlorobiphenyl	82	(10 - 199)

NOTE(S):

Results and reporting limits have been adjusted for dry weight.

Tetra Tech NUS, Inc

Client Sample ID: ILSD-15

GC Semivolatiles

Lot-Sample #...:	A9F120214-001	**Work Order #...:**	LETN81AC	**Matrix.....:**	SO
Date Sampled...:	06/11/09 10:30	**Date Received..:**	06/12/09		
Prep Date.....:	06/13/09	**Analysis Date..:**	06/16/09		
Prep Batch #...:	9164018				
Dilution Factor:	1	**Initial Wgt/Vol:**	5.04 g	**Final Wgt/Vol..:**	20 mL
% Moisture.....:	23	**Method.....:**	SW846 8082		

PARAMETER	RESULT	REPORTING LIMIT	UNITS
Aroclor 1016	ND	260	ug/kg
Aroclor 1221	ND	260	ug/kg
Aroclor 1232	ND	260	ug/kg
Aroclor 1242	ND	260	ug/kg
Aroclor 1248	ND	260	ug/kg
Aroclor 1254	ND	260	ug/kg
Aroclor 1260	**2000**	**260**	**ug/kg**

SURROGATE	PERCENT RECOVERY	RECOVERY LIMITS
Tetrachloro-m-xylene	80	(10 - 196)
Decachlorobiphenyl	87	(10 - 199)

NOTE(S):

Results and reporting limits have been adjusted for dry weight.

Tetra Tech NUS, Inc

Client Sample ID: ILSD-16

GC Semivolatiles

Lot-Sample #...:	A9F120214-002	**Work Order #...:**	LETQD1AF	**Matrix.....:**	SO
Date Sampled...:	06/11/09 11:30	**Date Received..:**	06/12/09		
Prep Date.....:	06/13/09	**Analysis Date..:**	06/16/09		
Prep Batch #...:	9164018				
Dilution Factor:	1	**Initial Wgt/Vol:**	5 g	**Final Wgt/Vol..:**	20 mL
% Moisture.....:	25	**Method.....:**	SW846 8082		

PARAMETER	RESULT	REPORTING LIMIT	UNITS
Aroclor 1016	ND	270	ug/kg
Aroclor 1221	ND	270	ug/kg
Aroclor 1232	ND	270	ug/kg
Aroclor 1242	ND	270	ug/kg
Aroclor 1248	ND	270	ug/kg
Aroclor 1254	ND	270	ug/kg
Aroclor 1260	ND	270	ug/kg

SURROGATE	PERCENT RECOVERY	RECOVERY LIMITS
Tetrachloro-m-xylene	94	(10 - 196)
Decachlorobiphenyl	88	(10 - 199)

NOTE(S):

Results and reporting limits have been adjusted for dry weight.

Tetra Tech NUS, Inc

Client Sample ID: ILSD-18

GC Semivolatiles

Lot-Sample #...:	A9F120214-006	**Work Order #...:**	LETQN1AN	**Matrix.....:**	SO
Date Sampled...:	06/11/09 15:00	**Date Received..:**	06/12/09		
Prep Date.....:	06/13/09	**Analysis Date..:**	06/16/09		
Prep Batch #...:	9164018				
Dilution Factor:	20	**Initial Wgt/Vol:**	5.05 g	**Final Wgt/Vol..:**	20 mL
% Moisture.....:	52	**Method.....:**	SW846 8082		

PARAMETER	RESULT	REPORTING LIMIT	UNITS
Aroclor 1016	ND	8300	ug/kg
Aroclor 1221	ND	8300	ug/kg
Aroclor 1232	ND	8300	ug/kg
Aroclor 1242	ND	8300	ug/kg
Aroclor 1248	**29000**	**8300**	**ug/kg**
Aroclor 1254	ND	8300	ug/kg
Aroclor 1260	**73000**	**8300**	**ug/kg**

SURROGATE	PERCENT RECOVERY	RECOVERY LIMITS
Tetrachloro-m-xylene	96 DIL	(10 - 196)
Decachlorobiphenyl	115 DIL	(10 - 199)

NOTE(S):

DIL The concentration is estimated or not reported due to dilution or the presence of interfering analytes.

Results and reporting limits have been adjusted for dry weight.

Tetra Tech NUS, Inc

Client Sample ID: ILSD-19

GC Semivolatiles

Lot-Sample #...:	A9F120214-007	**Work Order #...:**	LETQV1AF	**Matrix.....:**	SO
Date Sampled...:	06/11/09 15:25	**Date Received..:**	06/12/09		
Prep Date.....:	06/13/09	**Analysis Date..:**	06/16/09		
Prep Batch #...:	9164018				
Dilution Factor:	10	**Initial Wgt/Vol:**	5.02 g	**Final Wgt/Vol..:**	20 mL
% Moisture.....:	20	**Method.....:**	SW846 8082		

PARAMETER	RESULT	REPORTING LIMIT	UNITS
Aroclor 1016	ND	2500	ug/kg
Aroclor 1221	ND	2500	ug/kg
Aroclor 1232	ND	2500	ug/kg
Aroclor 1242	ND	2500	ug/kg
Aroclor 1248	ND	2500	ug/kg
Aroclor 1254	ND	2500	ug/kg
Aroclor 1260	**42000**	**2500**	**ug/kg**

SURROGATE	PERCENT RECOVERY	RECOVERY LIMITS
Tetrachloro-m-xylene	108 DIL	(10 - 196)
Decachlorobiphenyl	134 DIL	(10 - 199)

NOTE(S):

DIL The concentration is estimated or not reported due to dilution or the presence of interfering analytes.

Results and reporting limits have been adjusted for dry weight.

Tetra Tech NUS, Inc

Client Sample ID: ILSD-20

GC Semivolatiles

Lot-Sample #...:	A9F120214-005	**Work Order #...:**	LETQL1AF	**Matrix.....:**	SO
Date Sampled...:	06/11/09 14:05	**Date Received..:**	06/12/09		
Prep Date.....:	06/13/09	**Analysis Date..:**	06/16/09		
Prep Batch #...:	9164018				
Dilution Factor:	10	**Initial Wgt/Vol:**	5.01 g	**Final Wgt/Vol..:**	20 mL
% Moisture.....:	21	**Method.....:**	SW846 8082		

PARAMETER	RESULT	REPORTING LIMIT	UNITS
Aroclor 1016	ND	2500	ug/kg
Aroclor 1221	ND	2500	ug/kg
Aroclor 1232	ND	2500	ug/kg
Aroclor 1242	ND	2500	ug/kg
Aroclor 1248	ND	2500	ug/kg
Aroclor 1254	ND	2500	ug/kg
Aroclor 1260	**16000**	**2500**	**ug/kg**

SURROGATE	PERCENT RECOVERY	RECOVERY LIMITS
Tetrachloro-m-xylene	105 DIL	(10 - 196)
Decachlorobiphenyl	122 DIL	(10 - 199)

NOTE(S):

DIL The concentration is estimated or not reported due to dilution or the presence of interfering analytes.

Results and reporting limits have been adjusted for dry weight.

Tetra Tech NUS, Inc

Client Sample ID: ILSD-4

GC Semivolatiles

Lot-Sample #...:	A9F110135-001	**Work Order #...:**	LEN871AC	**Matrix.....:**	SO
Date Sampled...:	06/10/09 10:50	**Date Received..:**	06/11/09		
Prep Date.....:	06/12/09	**Analysis Date..:**	06/16/09		
Prep Batch #...:	9163031				
Dilution Factor:	1	**Initial Wgt/Vol:**	5.12 g	**Final Wgt/Vol..:**	20 mL
% Moisture.....:	50	**Method.....:**	SW846 8082		

PARAMETER	RESULT	REPORTING LIMIT	UNITS
Aroclor 1016	ND	400	ug/kg
Aroclor 1221	ND	400	ug/kg
Aroclor 1232	ND	400	ug/kg
Aroclor 1242	ND	400	ug/kg
Aroclor 1248	ND	400	ug/kg
Aroclor 1254	ND	400	ug/kg
Aroclor 1260	**2400**	**400**	**ug/kg**

SURROGATE	PERCENT RECOVERY	RECOVERY LIMITS
Tetrachloro-m-xylene	75	(10 - 196)
Decachlorobiphenyl	101	(10 - 199)

NOTE(S):

Results and reporting limits have been adjusted for dry weight.

Tetra Tech NUS, Inc

Client Sample ID: ILSD-7

GC Semivolatiles

Lot-Sample #...:	A9F120214-011	**Work Order #...:**	LETQ51AF	**Matrix.....:**	SO
Date Sampled...:	06/11/09 17:15	**Date Received..:**	06/12/09		
Prep Date.....:	06/13/09	**Analysis Date..:**	06/16/09		
Prep Batch #...:	9164018				
Dilution Factor:	1	**Initial Wgt/Vol:**	5.04 g	**Final Wgt/Vol..:**	20 mL
% Moisture.....:	20	**Method.....:**	SW846 8082		

PARAMETER	RESULT	REPORTING LIMIT	UNITS
Aroclor 1016	ND	250	ug/kg
Aroclor 1221	ND	250	ug/kg
Aroclor 1232	ND	250	ug/kg
Aroclor 1242	ND	250	ug/kg
Aroclor 1248	ND	250	ug/kg
Aroclor 1254	ND	250	ug/kg
Aroclor 1260	**320**	**250**	**ug/kg**

SURROGATE	PERCENT RECOVERY	RECOVERY LIMITS
Tetrachloro-m-xylene	92	(10 - 196)
Decachlorobiphenyl	92	(10 - 199)

NOTE(S):

Results and reporting limits have been adjusted for dry weight.

Tetra Tech NUS, Inc

Client Sample ID: ILSD-8

GC Semivolatiles

Lot-Sample #...:	A9F110135-002	**Work Order #...:**	LEN9T1AF	**Matrix.....:**	SO
Date Sampled...:	06/10/09 11:35	**Date Received..:**	06/11/09		
Prep Date.....:	06/12/09	**Analysis Date..:**	06/16/09		
Prep Batch #...:	9163031				
Dilution Factor:	2	**Initial Wgt/Vol:**	5.06 g	**Final Wgt/Vol..:**	20 mL
% Moisture.....:	27	**Method.....:**	SW846 8082		

PARAMETER	RESULT	REPORTING LIMIT	UNITS
Aroclor 1016	ND	550	ug/kg
Aroclor 1221	ND	550	ug/kg
Aroclor 1232	ND	550	ug/kg
Aroclor 1242	ND	550	ug/kg
Aroclor 1248	ND	550	ug/kg
Aroclor 1254	ND	550	ug/kg
Aroclor 1260	**4900**	**550**	**ug/kg**

SURROGATE	PERCENT RECOVERY	RECOVERY LIMITS
Tetrachloro-m-xylene	89	(10 - 196)
Decachlorobiphenyl	554 *	(10 - 199)

NOTE(S):

* Surrogate recovery is outside stated control limits.

Results and reporting limits have been adjusted for dry weight.

Tetra Tech NUS, Inc

Client Sample ID: MHSD-4

GC Semivolatiles

Lot-Sample #...:	A9F120214-008	**Work Order #...:**	LETQW1AN	**Matrix.....:**	SO
Date Sampled...:	06/11/09 16:00	**Date Received..:**	06/12/09		
Prep Date.....:	06/13/09	**Analysis Date..:**	06/16/09		
Prep Batch #...:	9164018				
Dilution Factor:	10	**Initial Wgt/Vol:**	5.03 g	**Final Wgt/Vol..:**	20 mL
% Moisture.....:	34	**Method.....:**	SW846 8082		

PARAMETER	RESULT	REPORTING LIMIT	UNITS
Aroclor 1016	ND	3000	ug/kg
Aroclor 1221	ND	3000	ug/kg
Aroclor 1232	ND	3000	ug/kg
Aroclor 1242	ND	3000	ug/kg
Aroclor 1248	ND	3000	ug/kg
Aroclor 1254	ND	3000	ug/kg
Aroclor 1260	**31000**	**3000**	**ug/kg**

SURROGATE	PERCENT RECOVERY	RECOVERY LIMITS
Tetrachloro-m-xylene	86 DIL	(10 - 196)
Decachlorobiphenyl	105 DIL	(10 - 199)

NOTE(S):

DIL The concentration is estimated or not reported due to dilution or the presence of interfering analytes.

Results and reporting limits have been adjusted for dry weight.

Tetra Tech NUS, Inc

Client Sample ID: MHSD-7

GC Semivolatiles

Lot-Sample #...:	A9F120214-010	**Work Order #...:**	LETQ21AF	**Matrix.....:**	SO
Date Sampled...:	06/11/09 16:50	**Date Received..:**	06/12/09		
Prep Date.....:	06/13/09	**Analysis Date..:**	06/16/09		
Prep Batch #...:	9164018				
Dilution Factor:	2	**Initial Wgt/Vol:**	5.04 g	**Final Wgt/Vol..:**	20 mL
% Moisture.....:	60	**Method.....:**	SW846 8082		

PARAMETER	RESULT	REPORTING LIMIT	UNITS
Aroclor 1016	ND	1000	ug/kg
Aroclor 1221	ND	1000	ug/kg
Aroclor 1232	ND	1000	ug/kg
Aroclor 1242	ND	1000	ug/kg
Aroclor 1248	**10000**	**1000**	**ug/kg**
Aroclor 1254	ND	1000	ug/kg
Aroclor 1260	**15000**	**1000**	**ug/kg**

SURROGATE	PERCENT RECOVERY	RECOVERY LIMITS
Tetrachloro-m-xylene	72	(10 - 196)
Decachlorobiphenyl	78	(10 - 199)

NOTE(S):

Results and reporting limits have been adjusted for dry weight.

Tetra Tech NUS, Inc

Client Sample ID: MHSD-7A

GC Semivolatiles

Lot-Sample #...:	A9F120214-009	**Work Order #...:**	LETQX1AF	**Matrix.....:**	SO
Date Sampled...:	06/11/09 16:30	**Date Received..:**	06/12/09		
Prep Date.....:	06/13/09	**Analysis Date..:**	06/16/09		
Prep Batch #...:	9164018				
Dilution Factor:	5	**Initial Wgt/Vol:**	5.02 g	**Final Wgt/Vol..:**	20 mL
% Moisture.....:	31	**Method.....:**	SW846 8082		

PARAMETER	RESULT	REPORTING LIMIT	UNITS
Aroclor 1016	ND	1400	ug/kg
Aroclor 1221	ND	1400	ug/kg
Aroclor 1232	ND	1400	ug/kg
Aroclor 1242	ND	1400	ug/kg
Aroclor 1248	ND	1400	ug/kg
Aroclor 1254	ND	1400	ug/kg
Aroclor 1260	**14000**	**1400**	**ug/kg**

SURROGATE	PERCENT RECOVERY	RECOVERY LIMITS
Tetrachloro-m-xylene	91 DIL	(10 - 196)
Decachlorobiphenyl	94 DIL	(10 - 199)

NOTE(S):

DIL The concentration is estimated or not reported due to dilution or the presence of interfering analytes.

Results and reporting limits have been adjusted for dry weight.

Tetra Tech NUS, Inc

Client Sample ID: ILSD-11

TCLP GC Semivolatiles

Lot-Sample #...:	A9F120214-003	**Work Order #...:**	LETQE1A7	**Matrix.....:**	SO
Date Sampled...:	06/11/09 11:50	**Date Received..:**	06/12/09		
Leach Date.....:	06/17/09	**Prep Date.....:**	06/18/09	**Analysis Date..:**	06/19/09
Leach Batch #..:	P916805	**Prep Batch #...:**	9169034		
Dilution Factor:	1	**Initial Wgt/Vol:**	250 mL	**Final Wgt/Vol..:**	3 mL
% Moisture.....:	62	**Method.....:**	SW846 8081A		

PARAMETER	RESULT	REPORTING LIMIT	UNITS
Chlordane (technical)	ND	0.0050	mg/L
Endrin	ND	0.00050	mg/L
Heptachlor	ND	0.00050	mg/L
Heptachlor epoxide	ND	0.00050	mg/L
Lindane	ND	0.00050	mg/L
Methoxychlor	ND	0.0010	mg/L
Toxaphene	ND	0.020	mg/L

SURROGATE	PERCENT RECOVERY	RECOVERY LIMITS
Decachlorobiphenyl	74	(31 - 115)
Tetrachloro-m-xylene	78	(47 - 110)

NOTE(S):

Analysis performed in accordance with USEPA Toxicity Characteristic Leaching Procedure Method 1311

Tetra Tech NUS, Inc

Client Sample ID: ILSD-18

TCLP GC Semivolatiles

Lot-Sample #...:	A9F120214-006	**Work Order #...:**	LETQN1AJ	**Matrix.....:**	SO
Date Sampled...:	06/11/09 15:00	**Date Received..:**	06/12/09		
Leach Date.....:	06/17/09	**Prep Date.....:**	06/18/09	**Analysis Date..:**	06/19/09
Leach Batch #..:	P916805	**Prep Batch #...:**	9169034		
Dilution Factor:	1	**Initial Wgt/Vol:**	250 mL	**Final Wgt/Vol..:**	3 mL
% Moisture.....:	52	**Method.....:**	SW846 8081A		

PARAMETER	RESULT	REPORTING LIMIT	UNITS
Chlordane (technical)	ND	0.0050	mg/L
Endrin	ND	0.00050	mg/L
Heptachlor	ND	0.00050	mg/L
Heptachlor epoxide	ND	0.00050	mg/L
Lindane	ND	0.00050	mg/L
Methoxychlor	ND	0.0010	mg/L
Toxaphene	ND	0.020	mg/L

SURROGATE	PERCENT RECOVERY	RECOVERY LIMITS
Decachlorobiphenyl	85	(31 - 115)
Tetrachloro-m-xylene	200 *	(47 - 110)

NOTE(S):

Analysis performed in accordance with USEPA Toxicity Characteristic Leaching Procedure Method 1311

* Surrogate recovery is outside stated control limits.

Tetra Tech NUS, Inc

Client Sample ID: MHSD-4

TCLP GC Semivolatiles

Lot-Sample #...:	A9F120214-008	**Work Order #...:**	LETQW1AJ	**Matrix.....:**	SO
Date Sampled...:	06/11/09 16:00	**Date Received..:**	06/12/09		
Leach Date.....:	06/17/09	**Prep Date.....:**	06/18/09	**Analysis Date..:**	06/19/09
Leach Batch #..:	P916805	**Prep Batch #...:**	9169034		
Dilution Factor:	1	**Initial Wgt/Vol:**	250 mL	**Final Wgt/Vol..:**	3 mL
% Moisture.....:	34	**Method.....:**	SW846 8081A		

PARAMETER	RESULT	REPORTING LIMIT	UNITS
Chlordane (technical)	ND	0.0050	mg/L
Endrin	ND	0.00050	mg/L
Heptachlor	ND	0.00050	mg/L
Heptachlor epoxide	ND	0.00050	mg/L
Lindane	ND	0.00050	mg/L
Methoxychlor	ND	0.0010	mg/L
Toxaphene	ND	0.020	mg/L

SURROGATE	PERCENT RECOVERY	RECOVERY LIMITS
Decachlorobiphenyl	83	(31 - 115)
Tetrachloro-m-xylene	84	(47 - 110)

NOTE(S):

Analysis performed in accordance with USEPA Toxicity Characteristic Leaching Procedure Method 1311

Tetra Tech NUS, Inc

Client Sample ID: ILSD-11

TCLP GC Semivolatiles

Lot-Sample #...:	A9F120214-003	**Work Order #...:**	LETQE1A8	**Matrix.....:**	SO
Date Sampled...:	06/11/09 11:50	**Date Received..:**	06/12/09		
Leach Date.....:	06/17/09	**Prep Date.....:**	06/18/09	**Analysis Date..:**	06/23/09
Leach Batch #..:	P916805	**Prep Batch #...:**	9169030		
Dilution Factor:	1	**Initial Wgt/Vol:**	100 mL	**Final Wgt/Vol..:**	10 mL
% Moisture.....:	62	**Method.....:**	SW846 8151A		

PARAMETER	RESULT	REPORTING LIMIT	UNITS
2,4-D	ND	0.50	mg/L
2,4,5-TP (Silvex)	ND	0.10	mg/L

SURROGATE	PERCENT RECOVERY	RECOVERY LIMITS
2,4-Dichlorophenylacetic acid	80	(37 - 116)

NOTE(S):

Analysis performed in accordance with USEPA Toxicity Characteristic Leaching Procedure Method 1311

Tetra Tech NUS, Inc

Client Sample ID: ILSD-18

TCLP GC Semivolatiles

Lot-Sample #...:	A9F120214-006	**Work Order #...:**	LETQN1AK	**Matrix.....:**	SO
Date Sampled...:	06/11/09 15:00	**Date Received..:**	06/12/09		
Leach Date.....:	06/17/09	**Prep Date.....:**	06/18/09	**Analysis Date..:**	06/23/09
Leach Batch #..:	P916805	**Prep Batch #...:**	9169030		
Dilution Factor:	1	**Initial Wgt/Vol:**	100 mL	**Final Wgt/Vol..:**	10 mL
% Moisture.....:	52	**Method.....:**	SW846 8151A		

PARAMETER	RESULT	REPORTING LIMIT	UNITS
2,4-D	ND	0.50	mg/L
2,4,5-TP (Silvex)	ND	0.10	mg/L

SURROGATE	PERCENT RECOVERY	RECOVERY LIMITS
2,4-Dichlorophenylacetic acid	79	(37 - 116)

NOTE(S):

Analysis performed in accordance with USEPA Toxicity Characteristic Leaching Procedure Method 1311

Tetra Tech NUS, Inc

Client Sample ID: MHSD-4

TCLP GC Semivolatiles

Lot-Sample #...:	A9F120214-008	**Work Order #...:**	LETQW1AK	**Matrix.....:**	SO
Date Sampled...:	06/11/09 16:00	**Date Received..:**	06/12/09		
Leach Date.....:	06/17/09	**Prep Date.....:**	06/18/09	**Analysis Date..:**	06/23/09
Leach Batch #..:	P916805	**Prep Batch #...:**	9169030		
Dilution Factor:	1	**Initial Wgt/Vol:**	100 mL	**Final Wgt/Vol..:**	10 mL
% Moisture.....:	34	**Method.....:**	SW846 8151A		

PARAMETER	RESULT	REPORTING LIMIT	UNITS
2,4-D	ND	0.50	mg/L
2,4,5-TP (Silvex)	ND	0.10	mg/L

SURROGATE	PERCENT RECOVERY	RECOVERY LIMITS
2,4-Dichlorophenylacetic acid	76	(37 - 116)

NOTE(S):

Analysis performed in accordance with USEPA Toxicity Characteristic Leaching Procedure Method 1311

APPENDIX C

SUPPORT DOCUMENTATION

CASE NARRATIVE

9F11135

The following report contains the analytical results for sixteen solid samples and three quality control samples submitted to TestAmerica North Canton by TetraTech NUS, Inc. from the Block E Storm Water Sampling Site, project number LOCKHEED MARTIN MRC. The samples were received June 11, 2009 and June 12, 2009, according to documented sample acceptance procedures.

This SDG consists of (2) laboratory ID's: A9F110135 and A9F120214.

TestAmerica utilizes USEPA approved methods in all analytical work. The samples presented in this report were analyzed for the parameter(s) listed on the analytical methods summary page in accordance with the method(s) indicated. Preliminary results were provided to Dev Murali, Tobrena Skeen, and Tony Apanavage on June 30, 2009. A summary of QC data for these analyses is included at the back of the report.

TestAmerica North Canton attests to the validity of the laboratory data generated by TestAmerica facilities reported herein. All analyses performed by TestAmerica facilities were done using established laboratory SOPs that incorporate QA/QC procedures described in the applicable methods. TestAmerica's operations groups have reviewed the data for compliance with the laboratory QA/QC plan, and data have been found to be compliant with laboratory protocols unless otherwise noted below.

All solid sample results are reported on an "as received" basis unless otherwise indicated by a dry weight adjustment footnote at the bottom of the analytical report page. The list of parameters which are never reported on a dry weight basis is included on the Sample Summary.

The test results in this report meet all NELAP requirements for parameters for which accreditation is required or available. Any exceptions to NELAP requirements are noted in this report. Pursuant to NELAP, this report may not be reproduced, except in full, without the written approval of the laboratory.

Please refer to the Quality Control Elements Narrative following this case narrative for additional quality control information.

If you have any questions, please call the Project Manager, Patrick J. O'Meara, at 330-497-9396.

This report is sequentially paginated. The final page of the report is labeled as "END OF REPORT."

SUPPLEMENTAL QC INFORMATION

SAMPLE RECEIVING

The temperatures of the coolers upon sample receipt were 2.8, 1.7, and 1.2°C.

See TestAmerica's Cooler Receipt Form for additional information.

GC/MS VOLATILES

The sample(s) that contained concentrations of target analyte(s) at a reportable level in the associated Method Blank(s) were flagged with "B". All target analytes in the Method Blank must be below the reporting limit (RL) or the associated sample(s) must be ND with the exception of common laboratory contaminants.

The sample(s) that contain results between the MDL and the RL were flagged with "J". There is a possibility of false positive or mis-identification at these quantitation levels. In analytical methods requiring confirmation of the analyte reported, confirmation was performed only down to the standard reporting limit (SRL). The acceptance criteria for QC samples may not be met at these quantitation levels.

The matrix spike/matrix spike duplicate(s) for batch(es) 9174609 had RPD's outside acceptance limits. However, since the associated method blank(s) and laboratory control sample(s) were in control, no corrective action was necessary.

2-Chloroethyl vinyl ether cannot be reliably recovered in an acid preserved sample.

The client specific or regulatory program requirements stated that corrective action must be performed for surrogate recoveries outside criteria. The repreparation and reanalysis also had surrogate recoveries outside criteria confirming probable matrix interference. Therefore, the original data are contained in the report for sample(s) MHSD-4.

The internal standard areas were outside acceptance limits for sample(s) ILSD-4 due to matrix effects. (Refer to IS report following this case narrative for additional detail.)

GC/MS SEMIVOLATILES

Result concentration exceeds the calibration range. Refer to the sample report pages for the affected compound(s) flagged with "E".

The matrix spike/matrix spike duplicate(s) for ILSD-15 had RPD's outside acceptance limits. However, since the associated method blank(s) and laboratory control sample(s) were in control, no corrective action was necessary.

CASE NARRATIVE (continued)

GC/MS SEMIVOLATILES (continued)

The LCSD in batch 9169036 went dry during the liquid/liquid extraction; sample(s) ILSD-11 were sent for analysis with Blank and LCS only.

Two analyses were used to report the sample(s) ILSD-4, ILSD-8, and ILSD-14 due to high analyte concentrations.

Sample(s) MHSD-7 and ILSD-7 had elevated reporting limits due to matrix interference.

PESTICIDES-8081

The LCS and LCSD for batch(es) 9169034 had recoveries high outside acceptance criteria; since the sample(s) were non-detect, no corrective action was necessary.

Surrogate recoveries were outside criteria; since the method criterion is that one of two surrogate compounds must meet acceptance criteria, no corrective action was required for sample(s) ILSD-18.

The opening CCV passed average but failed Methoxychlor for sample(s) ILSD-11, ILSD-18, and MHSD-4; since the sample(s) were non-detect (or J flag values), no corrective action was necessary.

The closing CCV passed average but failed Heptachlor epoxide, and Methoxychlor for sample(s)) ILSD-11, ILSD-18, and MHSD-4; since the sample(s) were non-detect (or J flag values), no corrective action was necessary.

The closing Technical chlordane and Toxaphene CCV failed high for sample(s)) ILSD-11, ILSD-18, and MHSD-4; since the sample(s) were non-detect (or J flag values), no corrective action was necessary.

POLYCHLORINATED BIPHENYLS-8082

Surrogate recoveries were outside criteria; since the method criterion is that one of two surrogate compounds must meet acceptance criteria, no corrective action was required for sample(s) ILSD-8.

HERBICIDES-8151

The analytical results met the requirements of the laboratory's QA/QC program.

QUALITY CONTROL ELEMENTS NARRATIVE

TestAmerica conducts a quality assurance/quality control (QA/QC) program designed to provide scientifically valid and legally defensible data. Toward this end, several types of quality control indicators are incorporated into the QA/QC program, which is described in detail in QA Policy, QA-003. These indicators are introduced into the sample testing process to provide a mechanism for the assessment of the analytical data. Program or agency specific requirements take precedence over the requirements listed in this narrative.

QC BATCH

Environmental samples are taken through the testing process in groups called QUALITY CONTROL BATCHES (QC batches). A QC batch contains up to twenty environmental samples of a similar matrix (water, soil) that are processed using the same reagents and standards. TestAmerica North Canton requires that each environmental sample be associated with a QC batch.

Several quality control samples are included in each QC batch and are processed identically to the twenty environmental samples.

For SW846/RCRA methods, QC samples include a METHOD BLANK (MB), a LABORATORY CONTROL SAMPLE (LCS) and, where appropriate, a MATRIX SPIKE/MATRIX SPIKE DUPLICATE (MS/MSD) pair or a MATRIX SPIKE/SAMPLE DUPLICATE (MS/DU) pair. If there is insufficient sample to perform an MS/MSD or an MS/DU, then a LABORATORY CONTROL SAMPLE DUPLICATE (LCSD) is included in the QC batch.

For 600 series/CWA methods, QC samples include a METHOD BLANK (MB), a LABORATORY CONTROL SAMPLE (LCS) and, where appropriate, a MATRIX SPIKE (MS). An MS is prepared and analyzed at a 10% frequency for GC Methods and at a 5% frequency for GC/MS methods.

LABORATORY CONTROL SAMPLE

The Laboratory Control Sample is a QC sample that is created by adding known concentrations of a full or partial set of target analytes to a matrix similar to that of the environmental samples in the QC batch. Multi peak responders may not be included in the target spike list due to co-elution. The LCS analyte recovery results are used to monitor the analytical process and provide evidence that the laboratory is performing the method within acceptable guidelines. All control analytes indicated by a bold type in the LCS must meet acceptance criteria. Failure to meet the established recovery guidelines requires the repreparation and reanalysis of all samples in the QC batch. Comparison of only the failed parameters from the first batch are evaluated. The only exception to the rework requirement is that if the LCS recoveries are biased high and the associated sample is ND (non-detected) for the parameter(s) of interest, the batch is acceptable.

At times, a Laboratory Control Sample Duplicate (LCSD) is also included in the QC batch. An LCSD is a QC sample that is created and handled identically to the LCS. Analyte recovery data from the LCSD is assessed in the same way as that of the LCS. The LCSD recoveries, together with the LCS recoveries, are used to determine the reproducibility (precision) of the analytical system. Precision data are expressed as relative percent differences (RPDs). If the RPD fails for an LCS/LCSD and yet the recoveries are within acceptance criteria, the batch is still acceptable.

METHOD BLANK

The Method Blank is a QC sample consisting of all the reagents used in analyzing the environmental samples contained in the QC batch. Method Blank results are used to determine if interference or contamination in the analytical system could lead to the reporting of false positive data or elevated analyte concentrations. All target analytes must be below the reporting limits (RL) or the associated sample(s) must be ND except under the following circumstances:

- Common organic contaminants may be present at concentrations up to 5 times the reporting limits. Common metals contaminants may be present at concentrations up to 2 times the reporting limit, or the reported blank concentration must be twenty fold less than the concentration reported in the associated environmental samples. (See common laboratory contaminants listed in the table.)

Volatile (GC or GC/MS)	Semivolatile (GC/MS)	Metals ICP-MS	Metals ICP Trace
Methylene Chloride, Acetone, 2-Butanone	Phthalate Esters	Copper, Iron, Zinc, Lead, Calcium, Magnesium, Potassium, Sodium, Barium, Chromium, Manganese	Copper, Iron, Zinc, Lead

- Organic blanks will be accepted if compounds detected in the blank are present in the associated samples at levels 10 times the blank level. Inorganic blanks will be accepted if elements detected in the blank are present in the associated samples at 20 times the blank level.

- Blanks will be accepted if the compounds/elements detected are not present in any of the associated environmental samples.

Failure to meet these Method Blank criteria requires the repreparation and reanalysis of all samples in the QC batch.

MATRIX SPIKE/MATRIX SPIKE DUPLICATE

A Matrix Spike and a Matrix Spike Duplicate are a pair of environmental samples to which known concentrations of a full or partial set of target analytes are added. The MS/MSD results are determined in the same manner as the results of the environmental sample used to prepare the MS/MSD. The analyte recoveries and the relative percent differences (RPDs) of the recoveries are calculated and used to evaluate the effect of the sample matrix on the analytical results. Due to the potential variability of the matrix of each sample, the MS/MSD results may not have an immediate bearing on any samples except the one spiked; therefore, the associated batch MS/MSD may not reflect the same compounds as the samples contained in the analytical report. When these MS/MSD results fail to meet acceptance criteria, the data is evaluated. If the LCS is within acceptance criteria, the batch is considered acceptable.

For certain methods, a Matrix Spike/Sample Duplicate (MS/DU) may be included in the QC batch in place of the MS/MSD. For the parameters (i.e. pH, ignitability) where it is not possible to prepare a spiked sample, a Sample Duplicate may be included in the QC batch. However, a Sample Duplicate is less likely to provide usable precision statistics depending on the likelihood of finding concentrations below the standard reporting limit. When the Sample Duplicate result fails to meet acceptance criteria, the data is evaluated.

For certain methods (600 series methods/CWA), a Matrix Spike is required in place of a Matrix Spike/Matrix Spike Duplicate (MS/MSD) or Matrix Spike/Sample Duplicate (MS/DU).

The acceptance criteria do not apply to samples that are diluted.

SURROGATE COMPOUNDS

In addition to these batch-related QC indicators, each organic environmental and QC sample is spiked with surrogate compounds. Surrogates are organic chemicals that behave similarly to the analytes of interest and that are rarely present in the environment. Surrogate recoveries are used to monitor the individual performance of a sample in the analytical system.

If surrogate recoveries are biased high in the LCS, LCSD, or the Method Blank, and the associated sample(s) are ND, the batch is acceptable. Otherwise, if the LCS, LCSD, or Method Blank surrogate(s) fail to meet recovery criteria, the entire sample batch is reprepared and reanalyzed. If the surrogate recoveries are outside criteria for environmental samples, the samples will be reprepared and reanalyzed unless there is objective evidence of matrix interference or if the sample dilution is greater than the threshold outlined in the associated method SOP.

The acceptance criteria do not apply to samples that are diluted. All other surrogate recoveries will be reported.

For the GC/MS BNA methods, the surrogate criterion is that two of the three surrogates for each fraction must meet acceptance criteria. The third surrogate must have a recovery of ten percent or greater.

For the Pesticide and PCB methods, the surrogate criterion is that one of two surrogate compounds must meet acceptance criteria. The second surrogate must have a recovery of 10% or greater.

TestAmerica Certifications and Approvals:

The laboratory is certified for the analytes listed on the documents below. These are available upon request.
California (#01144CA), Connecticut (#PH-0590), Florida (#E87225),
Illinois (#200004), Kansas (#E10336), Minnesota (#39-999-348), New Jersey (#OH001), New York (#10975), Nevada (#OH-000482008A), OhioVAP (#CL0024), Pennsylvania (#008), West Virginia (#210), Wisconsin (#999518190),NAVY, ARMY, USDA Soil Permit

N:\QAQC\Customer Service\Narrative - Combined RCRA _CWA 032609.doc

Chain of Custody Record

Temperature on Receipt _____

Drinking Water? Yes ☐ No ☐

TestAmerica
THE LEADER IN ENVIRONMENTAL TESTING

38

TAL-4124 (1007)

Client	Project Manager	Date	Chain of Custody Number
Tetra Tech, Inc.	Dev Murali	6/10/2009	113721
Address	**Telephone Number (Area Code)/Fax Number**	**Lab Number**	**Page 1 of 1**
20257 Century Blvd, Suite 200	301 528 5552 / 301 528 3000		
City / **State** / **Zip Code**	**Site Contact**	**Lab Contact**	
Germantown / MD / 20874	Fred Kolberg		
Project Name and Location (State)	**Carrier/Waybill Number**		
Lockheed Martin Middle River Complex	FedEx 8655 6129 2938		
Contract/Purchase Order/Quote No.			

Sample I.D. No. and Description (Containers for each sample may be combined on one line)	Date	Time	Matrix: Air	Aqueous	Sed.	Soil	Containers & Preservatives: Unpres.	H2SO4	HNO3	HCl	NaOH	ZnAc/ NaOH	Analysis: VOCs	PAHs, PCBs, MetHg, TS	Special Instructions/ Conditions of Receipt
ILSD-4		1050			✓		✓						1	1	
ILSD-8		1135			✓		✓						1	1	
ILSD-12		1335			✓		✓						1	1	
ILSD-14		1510			✓		✓						1	1	
ILSD-14D		1510			✓		✓						1	1	
TB061009		730		✓						✓			2		Trip blank

Possible Hazard Identification
☐ Non-Hazard ☐ Flammable ☐ Skin Irritant ☐ Poison B ☐ Unknown

Sample Disposal
☐ Return To Client ☒ Disposal By Lab ☐ Archive For _____ Months (A fee may be assessed if samples are retained longer than 1 month)

Turn Around Time Required
☐ 24 Hours ☐ 48 Hours ☐ 7 Days ☐ 14 Days ☐ 21 Days ☐ Other _____

QC Requirements (Specify)

	Date	Time		Date	Time
1. Relinquished By	6/10/09	1700	1. Received By FEDEX	6/10/09	1700
2. Relinquished By			2. Received By	6-11-09	0925
3. Relinquished By			3. Received By		

Comments

DISTRIBUTION: WHITE - Returned to Client with Report; CANARY - Stays with the Sample; PINK - Field Copy

North Canton

TestAmerica Cooler Receipt Form/Narrative **Lot Number:** 440110135
North Canton Facility

Client Tetra Tech Project Lockheed Martin By: [signature]
Cooler Received on 6-11-09 Opened on 6-11-09 (Signature)
FedEx ☑ UPS ☐ DHL ☐ FAS ☐ Stetson ☐ Client Drop Off ☐ TestAmerica Courier ☐ Other
TestAmerica Cooler # Multiple Coolers ☐ Foam Box ☐ Client Cooler ☑ Other

1. Were custody seals on the outside of the cooler(s)? Yes ☑ No ☐ Intact? Yes ☑ No ☐ NA ☐
   If YES, Quantity 2 Quantity Unsalvageable
   Were custody seals on the outside of cooler(s) signed and dated? Yes ☑ No ☐ NA ☐
   Were custody seals on the bottle(s)? Yes ☐ No ☑
   If YES, are there any exceptions?
2. Shippers' packing slip attached to the cooler(s)? Yes ☑ No ☐
3. Did custody papers accompany the sample(s)? Yes ☑ No ☐ Relinquished by client? Yes ☑ No ☐
4. Were the custody papers signed in the appropriate place? Yes ☑ No ☐
5. Packing material used: Bubble Wrap ☑ Foam ☐ None ☐ Other
6. Cooler temperature upon receipt 2.8 °C See back of form for multiple coolers/temps ☐
   METHOD: IR ☑ Other ☐
   COOLANT: Wet Ice ☑ Blue Ice ☐ Dry Ice ☐ Water ☐ None ☐
7. Did all bottles arrive in good condition (Unbroken)? Yes ☑ No ☐
8. Could all bottle labels be reconciled with the COC? Yes ☑ No ☐
9. Were sample(s) at the correct pH upon receipt? Yes ☐ No ☐ NA ☑
10. Were correct bottle(s) used for the test(s) indicated? Yes ☑ No ☐
11. Were air bubbles >6 mm in any VOA vials? Yes ☐ No ☑ NA ☐
12. Sufficient quantity received to perform indicated analyses? Yes ☑ No ☐
13. Was a trip blank present in the cooler(s)? Yes ☑ No ☐ Were VOAs on the COC? Yes ☑ No ☐

Contacted PM PJO Date 6/11/09 by AM via Verbal ☒ Voice Mail ☐ Other ☐
Concerning 14

14. CHAIN OF CUSTODY

The following discrepancies occurred:

Rec'd 1x100 ILSD-4 bottle marked with ms/msd written on it. not indicated on COC, will not log MS/MSD per PJO.

COC= no sample dt for all samples, Labels= 6/10/09, will log per labels.

15. SAMPLE CONDITION

Sample(s) were received after the recommended holding time had expired.
Sample(s) were received in a broken container.
Sample(s) were received with bubble >6 mm in diameter. (Notify PM)

16. SAMPLE PRESERVATION

Sample(s) were further preserved in Sample Receiving to meet recommended pH level(s). *Nitric Acid Lot# 031909-HNO_3; Sulfuric Acid Lot# 100108-H_2SO_4; Sodium Hydroxide Lot# 073007 -NaOH; Hydrochloric Acid Lot# 092006-HCl; Sodium Hydroxide and Zinc Acetate Lot# 050205-$(CH_3COO)_2ZN$/NaOH.* What time was preservative added to sample(s)?

Client ID	pH	Date	Initials

TestAmerica Cooler Receipt Form/Narrative
North Canton Facility

Client ID	pH	Date	Initials

Chain of Custody Record

Temperature on Receipt _____

Drinking Water? Yes ☐ No ☐

TestAmerica
THE LEADER IN ENVIRONMENTAL TESTING

41

TAL-4124 (1007)

Client	Project Manager	Date	Chain of Custody Number
Tetra Tech NUS, Inc	Dev Murali	6/11/09	113722
Address	**Telephone Number (Area Code)/Fax Number**	**Lab Number**	**Page 1 of 2**
20251 Century Blvd, Suite 200	301.528.3060 240.678.2654 301.528.3090		
City / **State** / **Zip Code**	**Site Contact**	**Lab Contact**	
Germantown / Md / 20874	Fred Kolberg		
Project Name and Location (State)	**Carrier/Waybill Number**		
Block E Storm ~~Sewer~~ SEWER Sediments Samples - MRC	FedEx 8655 6128 2927 8655 6128 2776		
Contract/Purchase Order/Quote No.			
112IC02135 Block E			

Sample I.D. No. and Description (Containers for each sample may be combined on one line)	Date	Time	Matrix: Air	Aqueous	Sed.	Soil	Containers & Preservatives: Unpres.	H2SO4	HNO3	HCl	NaOH	ZnAc/NaOH	VOCs	PAHs, PCBs, metals, Total Solids	TCLP (Full)	Ignitability, corrosivity, reactivity	Special Instructions/ Conditions of Receipt
ILSD-15	6/11/09	1030			✓								3	3			MS/MSD volumes
ILSD-16	6/11/09	1130			✓								1	1			
ILSD-11		1150			✓								1	1	1*	1*	*1 JAR for these analyses
ILSD-10		1340			✓								1	1			
ILSD-20		1405			✓								1	1			
ILSD-18		1500			✓								1	1	1*	1*	*1 JAR for these analyses
ILSD-19		1525			✓								1	1			
MHSD-4		1600			✓								1	1	1*	1*	*1 JAR for these analyses
MHSD-7A		1630			✓								1	1			
MHSD-7		1650			✓								1	1			
ILSD-7		1715			✓								✓	✓			½ 8-02 submitted CALL TC for direction
TB061109A		0730	✓										2				TRIP Blank

Possible Hazard Identification
☐ Non-Hazard ☐ Flammable ☐ Skin Irritant ☐ Poison B ☒ Unknown

Sample Disposal
☐ Return To Client ☒ Disposal By Lab ☐ Archive For _____ Months (A fee may be assessed if samples are retained longer than 1 month)

Turn Around Time Required
☐ 24 Hours ☐ 48 Hours ☐ 7 Days ☐ 14 Days ☐ 21 Days ☐ Other _____

QC Requirements (Specify)
SEE purchase order

	Date	Time		Date	Time
1. Relinquished By	6/11/09	1930	1. Received By FEDEX	6/11/09	1930
2. Relinquished By			2. Received By	6-12-09	9:30
3. Relinquished By			3. Received By		

Comments

DISTRIBUTION: WHITE - Returned to Client with Report; CANARY - Stays with the Sample; PINK - Field Copy

North Canton

Chain of Custody Record

TAL-4124 (1007)

Temperature on Receipt _____

Drinking Water? Yes ☐ No ☐

TestAmerica
THE LEADER IN ENVIRONMENTAL TESTING

Client: Tetra Tech NUS, Inc	Project Manager: Dev Morali	Date: 6/11/09	Chain of Custody Number: 113723
Address: 20251 Century Blvd, Suite 200	Telephone Number (Area Code)/Fax Number: 301.528.3060 240.678.7654 301.528.3000	Lab Number:	Page 2 of 2
City: Germantown; State: Md; Zip Code: 20874	Site Contact: Fred Kolberg; Lab Contact:		
Project Name and Location (State): Block E Storm Sewer Sediment Samples MRC	Carrier/Waybill Number: FEDEX 8655 6128 2927 / 2776		
Contract/Purchase Order/Quote No.: 112IG02135 Block E			

Sample I.D. No. and Description (Containers for each sample may be combined on one line)	Date	Time	Matrix: Air	Matrix: Aqueous	Matrix: Sed.	Matrix: Soil	Containers & Preservatives: Unpres.	H2SO4	HNO3	HCl	NaOH	ZnAc/NaOH	Analysis (Attach list if more space is needed): VOCs	Special Instructions/ Conditions of Receipt
TB061109B	6/11/09	0730		✓									2	TRIP Blank

Possible Hazard Identification: ☐ Non-Hazard ☐ Flammable ☐ Skin Irritant ☐ Poison B ☒ Unknown

Sample Disposal: ☐ Return To Client ☒ Disposal By Lab ☐ Archive For _____ Months (A fee may be assessed if samples are retained longer than 1 month)

Turn Around Time Required: ☐ 24 Hours ☐ 48 Hours ☐ 7 Days ☐ 14 Days ☐ 21 Days ☐ Other _____

QC Requirements (Specify): see purchase order

	Date	Time		Date	Time
1. Relinquished By: [signature]	6/11/09	1930	1. Received By: FedEx	6/11/09	1930
2. Relinquished By:			2. Received By: [signature]	6-12-09	9:30
3. Relinquished By:			3. Received By:		

Comments

DISTRIBUTION: WHITE - Returned to Client with Report; CANARY - Stays with the Sample; PINK - Field Copy

North Canton

TestAmerica Cooler Receipt Form/Narrative **Lot Number:** A9F120214
North Canton Facility

Client Tetra Tech Project Block Storm Sewer By: [signature] (Signature)
Cooler Received on 6-12-09 Opened on 6-12-09
FedEx ☒ UPS ☐ DHL ☐ FAS ☐ Stetson ☐ Client Drop Off ☐ TestAmerica Courier ☐ Other _____
TestAmerica Cooler # _____ Multiple Coolers ☒ Foam Box ☐ Client Cooler ☐ Other _____

1. Were custody seals on the outside of the cooler(s)? Yes ☒ No ☐ Intact? Yes ☒ No ☐ NA ☐
   If YES, Quantity 4 Quantity Unsalvageable _____
   Were custody seals on the outside of cooler(s) signed and dated? Yes ☒ No ☐ NA ☐
   Were custody seals on the bottle(s)? Yes ☐ No ☒
   If YES, are there any exceptions? _____
2. Shippers' packing slip attached to the cooler(s)? Yes ☒ No ☐
3. Did custody papers accompany the sample(s)? Yes ☒ No ☐ Relinquished by client? Yes ☒ No ☐
4. Were the custody papers signed in the appropriate place? Yes ☒ No ☐
5. Packing material used: Bubble Wrap ☒ Foam ☐ None ☐ Other _____
6. Cooler temperature upon receipt _____ °C See back of form for multiple coolers/temps ☒,
   METHOD: IR ☒ Other ☐ _____
   COOLANT: Wet Ice ☒ Blue Ice ☐ Dry Ice ☐ Water ☐ None ☐
7. Did all bottles arrive in good condition (Unbroken)? Yes ☒ No ☐
8. Could all bottle labels be reconciled with the COC? Yes ☒ No ☐
9. Were sample(s) at the correct pH upon receipt? Yes ☐ No ☐ NA ☒
10. Were correct bottle(s) used for the test(s) indicated? Yes ☒ No ☐
11. Were air bubbles >6 mm in any VOA vials? Yes ☐ No ☒ NA ☐
12. Sufficient quantity received to perform indicated analyses? Yes ☒ No ☐
13. Was a trip blank present in the cooler(s)? Yes ☒ No ☐ Were VOAs on the COC? Yes ☒ No ☐

Contacted PM _____ Date _____ by _____ via Verbal ☐ Voice Mail ☐ Other ☐
Concerning _____

14. CHAIN OF CUSTODY

The following discrepancies occurred:

_____

15. SAMPLE CONDITION

Sample(s) _____ were received after the recommended holding time had expired.
Sample(s) _____ were received in a broken container.
Sample(s) _____ were received with bubble >6 mm in diameter. (Notify PM)

16. SAMPLE PRESERVATION

Sample(s) _____ were further preserved in Sample Receiving to meet recommended pH level(s). *Nitric Acid Lot#* 031909-*HNO_3; Sulfuric Acid Lot#* 100108-*H_2SO_4; Sodium Hydroxide Lot#* 073007 -*NaOH; Hydrochloric Acid Lot#* 092006-*HCl; Sodium Hydroxide and Zinc Acetate Lot#* 050205-*$(CH_3COO)_2ZN/NaOH$.* What time was preservative added to sample(s)? _____

Client ID	pH	Date	Initials

TestAmerica Cooler Receipt Form/Narrative
North Canton Facility

Client ID	pH	Date	Initials

Lockheed Martin Block E SDG 9F11135

VOC

ILSD-4 trichloroethene

$\frac{33129}{1287852} \times \frac{250}{.22966} = 28.003/5 = \frac{5.6\,ug/kg}{.5\%S} =$ [redacted]

SVOC

ILSD-4 Naphthalene

$\frac{149314}{448537} \times \frac{2}{1.10776} = .601 \times 50 \times \left(\frac{2000}{95 \times 30.08}\right) = 396.1/5\%S =$ [redacted]

Pesticide - LCS Endrin

$\frac{21363619}{6661681776} = .0322 \times 5 \times 3 \times \left(\frac{1}{250}\right) =$ [redacted] mg/L

PCB

ILSD-4 Aroclor-1260

$\frac{1186+1179+1453+978.0+1239}{5} = \frac{1207}{0.5\%S} =$ [redacted]

Herb LCS 2,4-D

$\frac{1524928}{9459154} = .1612\,ng \times \frac{10}{100} =$ [redacted]

SORT	UNITS	NSAMPLE	LAB_ID	QC_TYPE	SAMP_DATE	EXTR_DATE	ANAL_DATE	SMP_EXTR	EXTR_ANL	SMP_ANL
M	MG/KG	ILSD-15	A9F120214001	NM	6/11/2009	6/16/2009	6/22/2009	4.979	6.254	11.23
M	MG/KG	ILSD-10	A9F120214004	NM	6/11/2009	6/16/2009	6/22/2009	4.847	6.268	11.12
CORR	NO UN	MHSD-4	A9F120214008	NM	6/11/2009	6/12/2009	6/12/2009	0.333	0	0.333
CORR	NO UN	ILSD-11	A9F120214003	NM	6/11/2009	6/12/2009	6/12/2009	0.507	0	0.507
CORR	NO UN	ILSD-18	A9F120214006	NM	6/11/2009	6/12/2009	6/12/2009	0.375	0	0.375
FP	DEG F	MHSD-4	A9F120214008	NM	6/11/2009	6/24/2009	6/24/2009	12.33	0	12.33
FP	DEG F	ILSD-18	A9F120214006	NM	6/11/2009	6/24/2009	6/24/2009	12.38	0	12.38
FP	DEG F	ILSD-11	A9F120214003	NM	6/11/2009	6/24/2009	6/24/2009	12.51	0	12.51
RCN	MG/KG	ILSD-18	A9F120214006	NM	6/11/2009	6/18/2009	6/18/2009	6.375	0	6.375
RCN	MG/KG	ILSD-11	A9F120214003	NM	6/11/2009	6/18/2009	6/18/2009	6.507	0	6.507
RCN	MG/KG	MHSD-4	A9F120214008	NM	6/11/2009	6/18/2009	6/18/2009	6.333	0	6.333
RSUL	MG/KG	MHSD-4	A9F120214008	NM	6/11/2009	6/18/2009	6/18/2009	6.333	0	6.333
RSUL	MG/KG	ILSD-11	A9F120214003	NM	6/11/2009	6/18/2009	6/18/2009	6.507	0	6.507
RSUL	MG/KG	ILSD-18	A9F120214006	NM	6/11/2009	6/18/2009	6/18/2009	6.375	0	6.375
OV	MG/L	ILSD-11	A9F120214003	NM	6/11/2009	6/19/2009	6/19/2009	7.507	0.931	8.438
OV	UG/KG	ILSD-20	A9F120214005	NM	6/11/2009	6/19/2009	6/19/2009	7.413	0.960	8.374
OV	UG/KG	MHSD-7	A9F120214010	NM	6/11/2009	6/23/2009	6/23/2009	11.3	0.007	11.31
OV	UG/KG	MHSD-7A	A9F120214009	NM	6/11/2009	6/20/2009	6/20/2009	8.313	0.019	8.332

SORT	UNITS	NSAMPLE	LAB_ID	QC_TYPE	SAMP_DATE	EXTR_DATE	ANAL_DATE	SMP_EXTR	EXTR_ANL	SMP_ANL
OV	UG/KG	ILSD-11	A9F120214003	NM	6/11/2009	6/19/2009	6/19/2009	7.507	0.931	8.438
OV	UG/KG	ILSD-7	A9F120214011	NM	6/11/2009	6/22/2009	6/22/2009	10.28	0.963	11.24
OV	UG/KG	ILSD-4	A9F110135001	NM	6/10/2009	6/19/2009	6/19/2009	8.549	0.783	9.331
OV	UG/KG	MHSD-4	A9F120214008	NM	6/11/2009	6/24/2009	6/24/2009	12.33	0.916	13.25
OV	UG/KG	ILSD-19	A9F120214007	NM	6/11/2009	6/22/2009	6/22/2009	10.36	0.947	11.30
OV	UG/KG	ILSD-18	A9F120214006	NM	6/11/2009	6/22/2009	6/22/2009	10.38	0.977	11.35
OV	UG/KG	ILSD-16	A9F120214002	NM	6/11/2009	6/19/2009	6/19/2009	7.521	0.915	8.436
OV	UG/KG	ILSD-15	A9F120214001	NM	6/11/2009	6/19/2009	6/19/2009	7.563	0.872	8.434
OV	UG/KG	ILSD-12	A9F110135003	NM	6/10/2009	6/19/2009	6/19/2009	8.434	0.812	9.246
OV	UG/KG	ILSD-10	A9F120214004	NM	6/11/2009	6/19/2009	6/19/2009	7.431	0.945	8.376
OV	UG/KG	ILSD-8	A9F110135002	NM	6/10/2009	6/19/2009	6/19/2009	8.517	0.797	9.315
OV	UG/KG	ILSD-14	A9F110135004	NM	6/10/2009	6/20/2009	6/20/2009	9.368	0.122	9.490
OV	UG/L	TB061009	A9F110135006	TB	6/10/2009	6/22/2009	6/22/2009	11.69	0.839	12.53
OV	UG/L	TB061109B	A9F120214013	TB	6/11/2009	6/23/2009	6/23/2009	11.69	0.662	12.35
OV	UG/L	TB061109A	A9F120214012	TB	6/11/2009	6/23/2009	6/23/2009	11.69	0.647	12.33
SIM	UG/KG	ILSD-12	A9F110135003	NM	6/10/2009	6/13/2009	6/24/2009	2.851	11.38	14.23
SIM	UG/KG	ILSD-14	A9F110135004	NM	6/10/2009	6/13/2009	6/22/2009	2.785	9.433	12.22
SIM	UG/KG	ILSD-14	A9F110135004	NM	6/10/2009	6/13/2009	6/29/2009	2.785	16.57	19.35

SORT	UNITS	NSAMPLE	LAB_ID	QC_TYPE	SAMP_DATE	EXTR_DATE	ANAL_DATE	SMP_EXTR	EXTR_ANL	SMP_ANL
SIM	UG/KG	ILSD-15	A9F120214001	NM	6/11/2009	6/13/2009	6/24/2009	1.979	11.3	13.28
SIM	UG/KG	ILSD-16	A9F120214002	NM	6/11/2009	6/13/2009	6/24/2009	1.938	11.39	13.33
SIM	UG/KG	ILSD-19	A9F120214007	NM	6/11/2009	6/13/2009	6/24/2009	1.774	11.34	13.11
SIM	UG/KG	ILSD-11	A9F120214003	NM	6/11/2009	6/13/2009	6/24/2009	1.924	11.28	13.21
SIM	UG/KG	ILSD-4	A9F110135001	NM	6/10/2009	6/13/2009	6/25/2009	2.965	12.45	15.42
SIM	UG/KG	ILSD-18	A9F120214006	NM	6/11/2009	6/13/2009	6/30/2009	1.792	16.6	18.39
SIM	UG/KG	ILSD-7	A9F120214011	NM	6/11/2009	6/13/2009	6/22/2009	1.698	9.474	11.17
SIM	UG/KG	ILSD-8	A9F110135002	NM	6/10/2009	6/13/2009	6/22/2009	2.934	9.460	12.39
SIM	UG/KG	ILSD-8	A9F110135002	NM	6/10/2009	6/13/2009	6/29/2009	2.934	16.58	19.52
SIM	UG/KG	MHSD-4	A9F120214008	NM	6/11/2009	6/13/2009	6/24/2009	1.75	11.37	13.12
SIM	UG/KG	MHSD-7	A9F120214010	NM	6/11/2009	6/13/2009	6/24/2009	1.715	11.35	13.07
SIM	UG/KG	MHSD-7A	A9F120214009	NM	6/11/2009	6/13/2009	6/22/2009	1.729	9.447	11.18
SIM	UG/KG	ILSD-4	A9F110135001	NM	6/10/2009	6/13/2009	6/22/2009	2.965	9.419	12.38
SIM	UG/KG	ILSD-10	A9F120214004	NM	6/11/2009	6/13/2009	6/24/2009	1.847	11.41	13.25
SIM	UG/KG	ILSD-20	A9F120214005	NM	6/11/2009	6/13/2009	6/24/2009	1.83	11.42	13.25
PCB	UG/KG	ILSD-19	A9F120214007	NM	6/11/2009	6/13/2009	6/16/2009	1.358	3.383	4.740
PCB	UG/KG	ILSD-10	A9F120214004	NM	6/11/2009	6/13/2009	6/16/2009	1.431	3.35	4.781
PCB	UG/KG	ILSD-11	A9F120214003	NM	6/11/2009	6/13/2009	6/16/2009	1.507	3.340	4.847

SORT	UNITS	NSAMPLE	LAB_ID	QC_TYPE	SAMP_DATE	EXTR_DATE	ANAL_DATE	SMP_EXTR	EXTR_ANL	SMP_ANL
PCB	UG/KG	ILSD-12	A9F110135003	NM	6/10/2009	6/12/2009	6/16/2009	1.434	4.144	5.578
PCB	UG/KG	ILSD-14	A9F110135004	NM	6/10/2009	6/12/2009	6/16/2009	1.368	4.154	5.522
PCB	UG/KG	ILSD-15	A9F120214001	NM	6/11/2009	6/13/2009	6/16/2009	1.563	3.299	4.861
PCB	UG/KG	ILSD-18	A9F120214006	NM	6/11/2009	6/13/2009	6/16/2009	1.375	3.372	4.747
PCB	UG/KG	ILSD-20	A9F120214005	NM	6/11/2009	6/13/2009	6/16/2009	1.413	3.362	4.775
PCB	UG/KG	ILSD-4	A9F110135001	NM	6/10/2009	6/12/2009	6/16/2009	1.549	4.123	5.672
PCB	UG/KG	ILSD-7	A9F120214011	NM	6/11/2009	6/13/2009	6/16/2009	1.281	3.424	4.705
PCB	UG/KG	ILSD-8	A9F110135002	NM	6/10/2009	6/12/2009	6/16/2009	1.517	4.133	5.651
PCB	UG/KG	MHSD-4	A9F120214008	NM	6/11/2009	6/13/2009	6/16/2009	1.333	3.392	4.726
PCB	UG/KG	MHSD-7	A9F120214010	NM	6/11/2009	6/13/2009	6/16/2009	1.299	3.658	4.957
PCB	UG/KG	MHSD-7A	A9F120214009	NM	6/11/2009	6/13/2009	6/16/2009	1.313	3.403	4.715
PCB	UG/KG	ILSD-16	A9F120214002	NM	6/11/2009	6/13/2009	6/16/2009	1.521	3.33	4.851
TCLPH	MG/L	ILSD-11	A9F120214003	NM	6/11/2009	6/18/2009	6/23/2009	6.507	5.524	12.03
TCLPH	MG/L	MHSD-4	A9F120214008	NM	6/11/2009	6/18/2009	6/23/2009	6.333	5.553	11.89
TCLPH	MG/L	ILSD-18	A9F120214006	NM	6/11/2009	6/18/2009	6/23/2009	6.375	5.539	11.91
TCLPM	MG/L	ILSD-11	A9F120214003	NM	6/11/2009	6/18/2009	6/19/2009	6.924	1.103	8.027
TCLPM	MG/L	ILSD-11	A9F120214003	NM	6/11/2009	6/18/2009	6/19/2009	6.924	1.247	8.171
TCLPM	MG/L	ILSD-18	A9F120214006	NM	6/11/2009	6/18/2009	6/19/2009	6.792	1.102	7.894

SORT	UNITS	NSAMPLE	LAB_ID	QC_TYPE	SAMP_DATE	EXTR_DATE	ANAL_DATE	SMP_EXTR	EXTR_ANL	SMP_ANL
TCLPM	MG/L	ILSD-18	A9F120214006	NM	6/11/2009	6/18/2009	6/19/2009	6.792	1.25	8.042
TCLPM	MG/L	MHSD-4	A9F120214008	NM	6/11/2009	6/18/2009	6/19/2009	6.75	1.097	7.847
TCLPM	MG/L	MHSD-4	A9F120214008	NM	6/11/2009	6/18/2009	6/19/2009	6.75	1.253	8.003
TCLPP	UG/L	ILSD-11	A9F120214003	NM	6/11/2009	6/18/2009	6/19/2009	6.507	1.753	8.260
TCLPP	UG/L	ILSD-18	A9F120214006	NM	6/11/2009	6/18/2009	6/19/2009	6.375	1.769	8.144
TCLPP	UG/L	MHSD-4	A9F120214008	NM	6/11/2009	6/18/2009	6/19/2009	6.333	1.784	8.117
TCLPS	MG/L	ILSD-11	A9F120214003	NM	6/11/2009	6/18/2009	6/21/2009	7.017	3.185	10.20
TCLPS	MG/L	ILSD-18	A9F120214006	NM	6/11/2009	6/22/2009	6/23/2009	10.38	1.697	12.07
TCLPS	MG/L	MHSD-4	A9F120214008	NM	6/11/2009	6/19/2009	6/23/2009	7.333	4.684	12.02
TCLPV	MG/L	ILSD-18	A9F120214006	NM	6/11/2009	6/19/2009	6/19/2009	7.375	0.694	8.069
TCLPV	MG/L	MHSD-4	A9F120214008	NM	6/11/2009	6/19/2009	6/19/2009	7.333	0.710	8.044

	Soil RPD Limit: <50%				
VOA	**ILSD-14**		**ILSD-14D**		**RPD**
1,2,4-TRICHLOROBENZENE	0.44	J B	0.34	U	25.64
1,3-DICHLOROBENZENE	0.62	J	0.61	J	1.63
1,4-DICHLOROBENZENE	2.1	J	1.7	J	21.05
2-BUTANONE	2.6	J	3.4	J	-26.67
ACETONE	20		24		-18.18
CARBON DISULFIDE	2.5	J	1.2	J	70.27
CIS-1,2-DICHLOROETHENE	0.52	J	0.45	U	14.43
METHYLENE CHLORIDE	1.6	J	0.84	U	62.30
NAPHTHALENE	2.6	J B	0.35	J B	152.54
TERT-AMYL METHYL ETHER	1.1	J	0.46	U	82.05
TOLUENE	0.33	U	1.1	J	-107.69
TRICHLOROETHENE	0.58	J	0.52	U	10.91
PAH	**ILSD-14~~D~~L + 14DL**		**ILSD-14D**		**RPD**
1-METHYLNAPHTHALENE	130	U	26	U	133.33
2-METHYLNAPHTHALENE	92	U	19	U	131.53
ACENAPHTHENE	3800		330		168.04
ACENAPHTHYLENE	970		15	U	193.91
ANTHRACENE	27000		800		188.49
BENZO(A)ANTHRACENE	71000		3500		181.21
BENZO(A)PYRENE	59000		2800		181.88
BENZO(B)FLUORANTHENE	79000		4300		179.35
BENZO(G,H,I)PERYLENE	32000		1700		179.82
BENZO(K)FLUORANTHENE	30000		1300		183.39
CHRYSENE	59000		3600		177.00
DIBENZO(A,H)ANTHRACENE	9500		610		175.87
FLUORANTHENE	140000		9000		175.84
FLUORENE	6700		260		185.06
INDENO(1,2,3-CD)PYRENE	31000		1600		180.37
NAPHTHALENE	630		20	U	187.69
PHENANTHRENE	74000		2000		189.47
PYRENE	110000		6400		178.01
PCB	**ILSD-14**		**ILSD-14D**		**RPD**
AROCLOR-1260	900		960		-6.45

NO Qual

NO Qual

NO Qual

NO Qual

SW846 8260B METHOD BLANK SUMMARY

BLANK WORKORDER NO.: LFE0T1AA

Lab Name: TestAmerica Laboratories, Inc.

Lab Code: TALCAN SDG Number:9F11135

Lab File ID: UX87970.D Lot Number: A9F110135

Date Analyzed: 06/19/09 Time Analyzed: 18:25

Matrix: SOLID Date Extracted:06/19/09

GC Column: DB 624 ID: .18 Extraction Method: 5030B

Instrument ID: UX8 Level:(low/med) LOW

THIS METHOD BLANK APPLIES TO THE FOLLOWING SAMPLES, LCS, LCSD, MS , MSD:

	CLIENT ID.	SAMPLE WORK ORDER #	LAB FILE ID	DATE ANALYZED	TIME ANALYZED
01	ILSD-4	LEN871AE	UX87971.D	06/19/09	18:47
02	ILSD-8	LEN9T1AH	UX87972.D	06/19/09	19:08
03	ILSD-12	LEN9W1AH	UX87973.D	06/19/09	19:29
04	ILSD-14	LEN9X1AH	UX87994.D	06/20/09	02:56
05	ILSD-14D	LEN901AH	UX87975.D	06/19/09	20:12
06	INTRA-LAB QC	LETN81AJ	UX87977.D	06/19/09	20:55
07	LAB MS/MSD	LETN81AK S	UX87978.D	06/19/09	21:16
08	LAB MS/MSD	LETN81AL D	UX87979.D	06/19/09	21:37
09	CHECK SAMPLE	LFE0T1AC C	UX87968.D	06/19/09	17:41
10	DUPLICATE CHECK	LFE0T1AD L	UX87969.D	06/19/09	18:02
11					
12					
13					
14					
15					
16					
17					
18					
19					
20					
21					
22					
23					
24					
25					
26					
27					
28					
29					
30					

COMMENTS:

SW846 8260B METHOD BLANK SUMMARY

BLANK WORKORDER NO.: LFE0T1AA

Lab Name: TestAmerica Laboratories, Inc.

Lab Code: TALCAN SDG Number:9F11135

Lab File ID: UX87970.D Lot Number: A9F120214

Date Analyzed: 06/19/09 Time Analyzed: 18:25

Matrix: SOLID Date Extracted:06/19/09

GC Column: DB 624 ID: .18 Extraction Method: 5030B

Instrument ID: UX8 Level:(low/med) LOW

THIS METHOD BLANK APPLIES TO THE FOLLOWING SAMPLES, LCS, LCSD, MS , MSD:

	CLIENT ID.	SAMPLE WORK ORDER #	LAB FILE ID	DATE ANALYZED	TIME ANALYZED
01	ILSD-15	LETN81AJ	UX87977.D	06/19/09	20:55
02	ILSD-15	LETN81AK S	UX87978.D	06/19/09	21:16
03	ILSD-15	LETN81AL D	UX87979.D	06/19/09	21:37
04	ILSD-16	LETQD1AH	UX87980.D	06/19/09	21:58
05	ILSD-11	LETQE1AE	UX87981.D	06/19/09	22:20
06	ILSD-10	LETQK1AH	UX87982.D	06/19/09	22:41
07	ILSD-20	LETQL1AH	UX87983.D	06/19/09	23:03
08	MHSD-7A	LETQX1AH	UX87987.D	06/20/09	00:28
09	CHECK SAMPLE	LFE0T1AC C	UX87968.D	06/19/09	17:41
10	DUPLICATE CHECK	LFE0T1AD L	UX87969.D	06/19/09	18:02
11					
12					
13					
14					
15					
16					
17					
18					
19					
20					
21					
22					
23					
24					
25					
26					
27					
28					
29					
30					

COMMENTS:

METHOD BLANK REPORT

GC/MS Volatiles

Client Lot #...: 9F11135 **Work Order #...:** LFE0T1AA **Matrix.....:** SOLID
MB Lot-Sample #: A9F220000-556

Prep Date.....: 06/19/09 **Final Wgt/Vol..:** 5 mL
Analysis Date..: 06/19/09 **Prep Batch #...:** 9173556
Dilution Factor: 1 **Initial Wgt/Vol:** 5 g

PARAMETER	RESULT	REPORTING LIMIT	UNITS	METHOD
Bromobenzene	ND	5.0	ug/kg	SW846 8260B
Bromochloromethane	ND	5.0	ug/kg	SW846 8260B
n-Butylbenzene	ND	5.0	ug/kg	SW846 8260B
sec-Butylbenzene	ND	5.0	ug/kg	SW846 8260B
tert-Butylbenzene	ND	5.0	ug/kg	SW846 8260B
1,2-Dibromo-3-chloro-propane	ND	10	ug/kg	SW846 8260B
2-Chloroethyl vinyl ether	ND	10	ug/kg	SW846 8260B
2-Chlorotoluene	ND	5.0	ug/kg	SW846 8260B
4-Chlorotoluene	ND	5.0	ug/kg	SW846 8260B
1,2-Dibromoethane	ND	5.0	ug/kg	SW846 8260B
Dibromomethane	ND	5.0	ug/kg	SW846 8260B
1,2-Dichlorobenzene	ND	5.0	ug/kg	SW846 8260B
1,3-Dichlorobenzene	ND	5.0	ug/kg	SW846 8260B
1,4-Dichlorobenzene	ND	5.0	ug/kg	SW846 8260B
Dichlorodifluoromethane	ND	5.0	ug/kg	SW846 8260B
cis-1,2-Dichloroethylene	ND	5.0	ug/kg	SW846 8260B
trans-1,2-Dichloroethylen	ND	5.0	ug/kg	SW846 8260B
1,3-Dichloropropane	ND	5.0	ug/kg	SW846 8260B
2,2-Dichloropropane	ND	5.0	ug/kg	SW846 8260B
1,1-Dichloropropene	ND	5.0	ug/kg	SW846 8260B
Trichlorofluoromethane	ND	5.0	ug/kg	SW846 8260B
Hexachlorobutadiene	ND	5.0	ug/kg	SW846 8260B
Isopropylbenzene	ND	5.0	ug/kg	SW846 8260B
p-Isopropyltoluene	ND	5.0	ug/kg	SW846 8260B
tert-Butyl alcohol	ND	100	ug/kg	SW846 8260B
Naphthalene	**0.89 J**	**5.0**	**ug/kg**	**SW846 8260B**
n-Propylbenzene	ND	5.0	ug/kg	SW846 8260B
1,1,1,2-Tetrachloroethane	ND	5.0	ug/kg	SW846 8260B
1,2,3-Trichlorobenzene	**0.68 J**	**5.0**	**ug/kg**	**SW846 8260B**
1,2,4-Trichloro-benzene	**0.47 J**	**5.0**	**ug/kg**	**SW846 8260B**
1,2,3-Trichloropropane	ND	5.0	ug/kg	SW846 8260B
1,1,2-Trichloro-1,2,2-trifluoroethane	ND	5.0	ug/kg	SW846 8260B
1,2,4-Trimethylbenzene	ND	5.0	ug/kg	SW846 8260B
Vinyl acetate	ND	10	ug/kg	SW846 8260B
o-Xylene	ND	5.0	ug/kg	SW846 8260B
Methyl tert-butyl ether	ND	10	ug/kg	SW846 8260B
m-Xylene & p-Xylene	ND	10	ug/kg	SW846 8260B
1,2,3-Trimethylbenzene	ND	5.0	ug/kg	SW846 8260B

(Continued on next page)

METHOD BLANK REPORT

GC/MS Volatiles

Client Lot #...: 9F11135 **Work Order #...:** LFE0T1AA **Matrix.....:** SOLID

PARAMETER	RESULT	REPORTING LIMIT	UNITS	METHOD
Diisopropyl Ether (DIPE)	ND	10	ug/kg	SW846 8260B
Ethyl-t-Butyl Ether (ETBE	ND	5.0	ug/kg	SW846 8260B
Tert-amyl methyl ether (T	ND	5.0	ug/kg	SW846 8260B
Chloromethane	ND	5.0	ug/kg	SW846 8260B
Bromomethane	ND	5.0	ug/kg	SW846 8260B
Vinyl chloride	ND	5.0	ug/kg	SW846 8260B
Chloroethane	ND	5.0	ug/kg	SW846 8260B
Methylene chloride	ND	5.0	ug/kg	SW846 8260B
Acetone	ND	10	ug/kg	SW846 8260B
Carbon disulfide	ND	5.0	ug/kg	SW846 8260B
1,1-Dichloroethene	ND	5.0	ug/kg	SW846 8260B
1,1-Dichloroethane	ND	5.0	ug/kg	SW846 8260B
Chloroform	ND	5.0	ug/kg	SW846 8260B
1,2-Dichloroethane	ND	5.0	ug/kg	SW846 8260B
2-Butanone	ND	10	ug/kg	SW846 8260B
1,1,1-Trichloroethane	ND	5.0	ug/kg	SW846 8260B
Carbon tetrachloride	ND	5.0	ug/kg	SW846 8260B
Bromodichloromethane	ND	5.0	ug/kg	SW846 8260B
1,2-Dichloropropane	ND	5.0	ug/kg	SW846 8260B
cis-1,3-Dichloropropene	ND	5.0	ug/kg	SW846 8260B
Trichloroethene	ND	5.0	ug/kg	SW846 8260B
Dibromochloromethane	ND	5.0	ug/kg	SW846 8260B
Benzene	ND	5.0	ug/kg	SW846 8260B
trans-1,3-Dichloropropene	ND	5.0	ug/kg	SW846 8260B
Bromoform	ND	5.0	ug/kg	SW846 8260B
4-Methyl-2-pentanone	ND	10	ug/kg	SW846 8260B
2-Hexanone	ND	10	ug/kg	SW846 8260B
Tetrachloroethene	ND	5.0	ug/kg	SW846 8260B
1,1,2,2-Tetrachloroethane	ND	5.0	ug/kg	SW846 8260B
Toluene	ND	5.0	ug/kg	SW846 8260B
Chlorobenzene	ND	5.0	ug/kg	SW846 8260B
Ethylbenzene	ND	5.0	ug/kg	SW846 8260B
Styrene	ND	5.0	ug/kg	SW846 8260B
Xylenes (total)	ND	10	ug/kg	SW846 8260B

SURROGATE	PERCENT RECOVERY	RECOVERY LIMITS
Dibromofluoromethane	106	(59 - 138)
1,2-Dichloroethane-d4	90	(61 - 130)
Toluene-d8	109	(60 - 143)
4-Bromofluorobenzene	97	(47 - 158)

NOTE(S):

Calculations are performed before rounding to avoid round-off errors in calculated results.

J Estimated result. Result is less than RL.

Tetra Tech NUS, Inc

Method Blank Report

GC/MS Volatiles

Lot-Sample #: A9F220000-556 B **Work Order #:** LFE0T1AA **Matrix:** SOLID

MASS SPECTROMETER/DATA SYSTEM (MSDS) TENTATIVELY IDENTIFIED COMPOUNDS

PARAMETER	CAS #	ESTIMATED RESULT	RETENTION TIME	UNITS
None				ug/kg

LABORATORY CONTROL SAMPLE EVALUATION REPORT

GC/MS Volatiles

Client Lot #...: 9F11135
LCS Lot-Sample#: A9F220000-556
Prep Date.....: 06/19/09
Prep Batch #...: 9173556
Dilution Factor: 1
Initial Wgt/Vol: 5 g

Work Order #...: LFE0T1AC-LCS
LFE0T1AD-LCSD
Analysis Date..: 06/19/09

Final Wgt/Vol..: 5 mL

Matrix.....: SOLID

PARAMETER	PERCENT RECOVERY	RECOVERY LIMITS	RPD	RPD LIMITS	METHOD
1,1-Dichloroethene	**107**	**(55 - 142)**			**SW846 8260B**
	105	**(55 - 142)**	**2.3**	**(0-27)**	**SW846 8260B**
Trichloroethene	**103**	**(70 - 131)**			**SW846 8260B**
	101	**(70 - 131)**	**1.4**	**(0-23)**	**SW846 8260B**
Benzene	**97**	**(75 - 129)**			**SW846 8260B**
	95	**(75 - 129)**	**1.9**	**(0-20)**	**SW846 8260B**
Toluene	**97**	**(71 - 130)**			**SW846 8260B**
	97	**(71 - 130)**	**0.42**	**(0-24)**	**SW846 8260B**
Chlorobenzene	**98**	**(75 - 127)**			**SW846 8260B**
	97	**(75 - 127)**	**1.1**	**(0-22)**	**SW846 8260B**

SURROGATE	PERCENT RECOVERY	RECOVERY LIMITS
Dibromofluoromethane	103	(59 - 138)
	102	(59 - 138)
1,2-Dichloroethane-d4	89	(61 - 130)
	84	(61 - 130)
Toluene-d8	110	(60 - 143)
	106	(60 - 143)
4-Bromofluorobenzene	96	(47 - 158)
	97	(47 - 158)

NOTE(S):

Calculations are performed before rounding to avoid round-off errors in calculated results.

Bold print denotes control parameters

LABORATORY CONTROL SAMPLE DATA REPORT

GC/MS Volatiles

Client Lot #...: 9F11135 **Work Order #...:** LFE0T1AC-LCS **Matrix.....:** SOLID
LCS Lot-Sample#: A9F220000-556 LFE0T1AD-LCSD
Prep Date.....: 06/19/09 **Analysis Date..:** 06/19/09
Prep Batch #...: 9173556
Dilution Factor: 1 **Final Wgt/Vol..:** 5 mL
Initial Wgt/Vol: 5 g

PARAMETER	SPIKE AMOUNT	MEASURED AMOUNT	UNITS	PERCENT RECOVERY	RPD	METHOD
1,1-Dichloroethene	**50**	**53**	**ug/kg**	**107**		**SW846 8260B**
	50	**52**	**ug/kg**	**105**	**2.3**	**SW846 8260B**
Trichloroethene	**50**	**51**	**ug/kg**	**103**		**SW846 8260B**
	50	**51**	**ug/kg**	**101**	**1.4**	**SW846 8260B**
Benzene	**50**	**48**	**ug/kg**	**97**		**SW846 8260B**
	50	**47**	**ug/kg**	**95**	**1.9**	**SW846 8260B**
Toluene	**50**	**49**	**ug/kg**	**97**		**SW846 8260B**
	50	**48**	**ug/kg**	**97**	**0.42**	**SW846 8260B**
Chlorobenzene	**50**	**49**	**ug/kg**	**98**		**SW846 8260B**
	50	**48**	**ug/kg**	**97**	**1.1**	**SW846 8260B**

SURROGATE	PERCENT RECOVERY	RECOVERY LIMITS
Dibromofluoromethane	103	(59 - 138)
	102	(59 - 138)
1,2-Dichloroethane-d4	89	(61 - 130)
	84	(61 - 130)
Toluene-d8	110	(60 - 143)
	106	(60 - 143)
4-Bromofluorobenzene	96	(47 - 158)
	97	(47 - 158)

NOTE(S):

Calculations are performed before rounding to avoid round-off errors in calculated results.

Bold print denotes control parameters

MATRIX SPIKE SAMPLE EVALUATION REPORT

GC/MS Volatiles

Client Lot #...:	9F11135	**Work Order #...:**	LETN81AK-MS	**Matrix.....:**	SO
MS Lot-Sample #:	A9F120214-001		LETN81AL-MSD		
Date Sampled...:	06/11/09 10:30	**Date Received..:**	06/12/09		
Prep Date.....:	06/19/09	**Analysis Date..:**	06/19/09		
Prep Batch #...:	9173556				
Dilution Factor:	1	**Initial Wgt/Vol:**	5 g	**Final Wgt/Vol..:**	5 mL

PARAMETER	PERCENT RECOVERY	RECOVERY LIMITS	RPD	RPD LIMITS	METHOD
1,1-Dichloroethene	**98**	**(43 - 147)**			**SW846 8260B**
	103	**(43 - 147)**	**4.9**	**(0-27)**	**SW846 8260B**
Trichloroethene	**95**	**(46 - 143)**			**SW846 8260B**
	96	**(46 - 143)**	**1.7**	**(0-23)**	**SW846 8260B**
Benzene	**92**	**(55 - 138)**			**SW846 8260B**
	94	**(55 - 138)**	**2.2**	**(0-20)**	**SW846 8260B**
Toluene	**103**	**(46 - 147)**			**SW846 8260B**
	102	**(46 - 147)**	**0.65**	**(0-24)**	**SW846 8260B**
Chlorobenzene	**96**	**(49 - 139)**			**SW846 8260B**
	94	**(49 - 139)**	**2.6**	**(0-22)**	**SW846 8260B**

SURROGATE	PERCENT RECOVERY	RECOVERY LIMITS
Dibromofluoromethane	98	(59 - 138)
	99	(59 - 138)
1,2-Dichloroethane-d4	82	(61 - 130)
	81	(61 - 130)
Toluene-d8	103	(60 - 143)
	103	(60 - 143)
4-Bromofluorobenzene	83	(47 - 158)
	87	(47 - 158)

NOTE(S):

Calculations are performed before rounding to avoid round-off errors in calculated results.

Bold print denotes control parameters

Results and reporting limits have been adjusted for dry weight.

MATRIX SPIKE SAMPLE DATA REPORT

GC/MS Volatiles

Client Lot #...: 9F11135 **Work Order #...:** LETN81AK-MS **Matrix.....:** SO
MS Lot-Sample #: A9F120214-001 LETN81AL-MSD
Date Sampled...: 06/11/09 10:30 **Date Received..:** 06/12/09
Prep Date.....: 06/19/09 **Analysis Date..:** 06/19/09
Prep Batch #...: 9173556
Dilution Factor: 1 **Initial Wgt/Vol:** 5 g **Final Wgt/Vol..:** 5 mL

PARAMETER	SAMPLE AMOUNT	SPIKE AMT	MEASRD AMOUNT	UNITS	PERCNT RECVRY	RPD	METHOD
1,1-Dichloroethene	ND	65	63	ug/kg	98		SW846 8260B
	ND	65	67	ug/kg	103	4.9	SW846 8260B
Trichloroethene	3.0	65	64	ug/kg	95		SW846 8260B
	3.0	65	65	ug/kg	96	1.7	SW846 8260B
Benzene	ND	65	60	ug/kg	92		SW846 8260B
	ND	65	61	ug/kg	94	2.2	SW846 8260B
Toluene	ND	65	67	ug/kg	103		SW846 8260B
	ND	65	66	ug/kg	102	0.65	SW846 8260B
Chlorobenzene	ND	65	63	ug/kg	96		SW846 8260B
	ND	65	61	ug/kg	94	2.6	SW846 8260B

SURROGATE	PERCENT RECOVERY	RECOVERY LIMITS
Dibromofluoromethane	98	(59 - 138)
	99	(59 - 138)
1,2-Dichloroethane-d4	82	(61 - 130)
	81	(61 - 130)
Toluene-d8	103	(60 - 143)
	103	(60 - 143)
4-Bromofluorobenzene	83	(47 - 158)
	87	(47 - 158)

NOTE(S):

Calculations are performed before rounding to avoid round-off errors in calculated results.

Bold print denotes control parameters

Results and reporting limits have been adjusted for dry weight.

SW846 8260B METHOD BLANK SUMMARY

BLANK WORKORDER NO.: LFHDR1AA

Lab Name: TestAmerica Laboratories, Inc.

Lab Code: TALCAN

SDG Number:9F11135

Lab File ID: UX88002.D

Lot Number: A9F120214

Date Analyzed: 06/22/09

Time Analyzed: 21:54

Matrix: SOLID

Date Extracted:06/22/09

GC Column: DB 624 ID: .18

Extraction Method: 5030B

Instrument ID: UX8

Level:(low/med) LOW

THIS METHOD BLANK APPLIES TO THE FOLLOWING SAMPLES, LCS, LCSD, MS , MSD:

	CLIENT ID.	SAMPLE WORK ORDER #	LAB FILE ID	DATE ANALYZED	TIME ANALYZED
01	ILSD-18	LETQN1AQ	UX88006.D	06/22/09	23:27
02	ILSD-19	LETQV1AH	UX88004.D	06/22/09	22:44
03	MHSD-7	LETQ21AH	UX88008.D	06/23/09	00:10
04	ILSD-7	LETQ51AH	UX88005.D	06/22/09	23:06
05	INTRA-LAB QC	LEXPP1AU	UX88013.D	06/23/09	01:58
06	LAB MS/MSD	LEXPP1AV S	UX88014.D	06/23/09	02:19
07	LAB MS/MSD	LEXPP1AW D	UX88015.D	06/23/09	02:41
08	CHECK SAMPLE	LFHDR1AC C	UX88000.D	06/22/09	21:11
09	DUPLICATE CHECK	LFHDR1AD L	UX88001.D	06/22/09	21:33
10					
11					
12					
13					
14					
15					
16					
17					
18					
19					
20					
21					
22					
23					
24					
25					
26					
27					
28					
29					
30					

COMMENTS:

METHOD BLANK REPORT

GC/MS Volatiles

Client Lot #...: 9F11135 **Work Order #...:** LFHDR1AA **Matrix.....:** SOLID
MB Lot-Sample #: A9F230000-609

Prep Date.....: 06/22/09 **Final Wgt/Vol..:** 5 mL
Analysis Date..: 06/22/09 **Prep Batch #...:** 9174609
Dilution Factor: 1 **Initial Wgt/Vol:** 5 g

PARAMETER	RESULT	REPORTING LIMIT	UNITS	METHOD
Bromobenzene	ND	5.0	ug/kg	SW846 8260B
Bromochloromethane	ND	5.0	ug/kg	SW846 8260B
n-Butylbenzene	ND	5.0	ug/kg	SW846 8260B
sec-Butylbenzene	ND	5.0	ug/kg	SW846 8260B
tert-Butylbenzene	ND	5.0	ug/kg	SW846 8260B
1,2-Dibromo-3-chloro-propane	ND	10	ug/kg	SW846 8260B
2-Chloroethyl vinyl ether	ND	10	ug/kg	SW846 8260B
2-Chlorotoluene	ND	5.0	ug/kg	SW846 8260B
4-Chlorotoluene	ND	5.0	ug/kg	SW846 8260B
1,2-Dibromoethane	ND	5.0	ug/kg	SW846 8260B
Dibromomethane	ND	5.0	ug/kg	SW846 8260B
1,2-Dichlorobenzene	ND	5.0	ug/kg	SW846 8260B
1,3-Dichlorobenzene	ND	5.0	ug/kg	SW846 8260B
1,4-Dichlorobenzene	ND	5.0	ug/kg	SW846 8260B
Dichlorodifluoromethane	ND	5.0	ug/kg	SW846 8260B
cis-1,2-Dichloroethylene	ND	5.0	ug/kg	SW846 8260B
trans-1,2-Dichloroethylen	ND	5.0	ug/kg	SW846 8260B
1,3-Dichloropropane	ND	5.0	ug/kg	SW846 8260B
2,2-Dichloropropane	ND	5.0	ug/kg	SW846 8260B
1,1-Dichloropropene	ND	5.0	ug/kg	SW846 8260B
Trichlorofluoromethane	ND	5.0	ug/kg	SW846 8260B
Hexachlorobutadiene	ND	5.0	ug/kg	SW846 8260B
Isopropylbenzene	ND	5.0	ug/kg	SW846 8260B
p-Isopropyltoluene	ND	5.0	ug/kg	SW846 8260B
tert-Butyl alcohol	ND	100	ug/kg	SW846 8260B
Naphthalene	**0.57 J**	**5.0**	**ug/kg**	**SW846 8260B**
n-Propylbenzene	ND	5.0	ug/kg	SW846 8260B
1,1,1,2-Tetrachloroethane	ND	5.0	ug/kg	SW846 8260B
1,2,3-Trichlorobenzene	**0.42 J**	**5.0**	**ug/kg**	**SW846 8260B**
1,2,4-Trichloro-benzene	ND	5.0	ug/kg	SW846 8260B
1,2,3-Trichloropropane	ND	5.0	ug/kg	SW846 8260B
1,1,2-Trichloro-1,2,2-trifluoroethane	ND	5.0	ug/kg	SW846 8260B
1,2,4-Trimethylbenzene	ND	5.0	ug/kg	SW846 8260B
Vinyl acetate	ND	10	ug/kg	SW846 8260B
o-Xylene	ND	5.0	ug/kg	SW846 8260B
Methyl tert-butyl ether	ND	10	ug/kg	SW846 8260B
m-Xylene & p-Xylene	ND	10	ug/kg	SW846 8260B
1,2,3-Trimethylbenzene	ND	5.0	ug/kg	SW846 8260B

(Continued on next page)

METHOD BLANK REPORT

GC/MS Volatiles

Client Lot #...: 9F11135 **Work Order #...:** LFHDR1AA **Matrix.....:** SOLID

PARAMETER	RESULT	REPORTING LIMIT	UNITS	METHOD
Diisopropyl Ether (DIPE)	ND	10	ug/kg	SW846 8260B
Ethyl-t-Butyl Ether (ETBE	ND	5.0	ug/kg	SW846 8260B
Tert-amyl methyl ether (T	ND	5.0	ug/kg	SW846 8260B
Chloromethane	ND	5.0	ug/kg	SW846 8260B
Bromomethane	ND	5.0	ug/kg	SW846 8260B
Vinyl chloride	ND	5.0	ug/kg	SW846 8260B
Chloroethane	ND	5.0	ug/kg	SW846 8260B
Methylene chloride	ND	5.0	ug/kg	SW846 8260B
Acetone	ND	10	ug/kg	SW846 8260B
Carbon disulfide	ND	5.0	ug/kg	SW846 8260B
1,1-Dichloroethene	ND	5.0	ug/kg	SW846 8260B
1,1-Dichloroethane	ND	5.0	ug/kg	SW846 8260B
Chloroform	ND	5.0	ug/kg	SW846 8260B
1,2-Dichloroethane	ND	5.0	ug/kg	SW846 8260B
2-Butanone	ND	10	ug/kg	SW846 8260B
1,1,1-Trichloroethane	ND	5.0	ug/kg	SW846 8260B
Carbon tetrachloride	ND	5.0	ug/kg	SW846 8260B
Bromodichloromethane	ND	5.0	ug/kg	SW846 8260B
1,2-Dichloropropane	ND	5.0	ug/kg	SW846 8260B
cis-1,3-Dichloropropene	ND	5.0	ug/kg	SW846 8260B
Trichloroethene	ND	5.0	ug/kg	SW846 8260B
Dibromochloromethane	ND	5.0	ug/kg	SW846 8260B
Benzene	ND	5.0	ug/kg	SW846 8260B
trans-1,3-Dichloropropene	ND	5.0	ug/kg	SW846 8260B
Bromoform	ND	5.0	ug/kg	SW846 8260B
4-Methyl-2-pentanone	ND	10	ug/kg	SW846 8260B
2-Hexanone	ND	10	ug/kg	SW846 8260B
Tetrachloroethene	ND	5.0	ug/kg	SW846 8260B
1,1,2,2-Tetrachloroethane	ND	5.0	ug/kg	SW846 8260B
Toluene	ND	5.0	ug/kg	SW846 8260B
Chlorobenzene	ND	5.0	ug/kg	SW846 8260B
Ethylbenzene	ND	5.0	ug/kg	SW846 8260B
Styrene	ND	5.0	ug/kg	SW846 8260B
Xylenes (total)	ND	10	ug/kg	SW846 8260B

SURROGATE	PERCENT RECOVERY	RECOVERY LIMITS
Dibromofluoromethane	87	(59 - 138)
1,2-Dichloroethane-d4	73	(61 - 130)
Toluene-d8	95	(60 - 143)
4-Bromofluorobenzene	82	(47 - 158)

NOTE(S):

Calculations are performed before rounding to avoid round-off errors in calculated results.

J Estimated result. Result is less than RL.

Tetra Tech NUS, Inc

Method Blank Report

GC/MS Volatiles

Lot-Sample #: A9F230000-609 B **Work Order #:** LFHDR1AA **Matrix:** SOLID

MASS SPECTROMETER/DATA SYSTEM (MSDS) TENTATIVELY IDENTIFIED COMPOUNDS

PARAMETER	CAS #	ESTIMATED RESULT	RETENTION TIME	UNITS
None				ug/kg

LABORATORY CONTROL SAMPLE EVALUATION REPORT

GC/MS Volatiles

Client Lot #...: 9F11135 **Work Order #...:** LFHDR1AC-LCS **Matrix.....:** SOLID
LCS Lot-Sample#: A9F230000-609 LFHDR1AD-LCSD
Prep Date.....: 06/22/09 **Analysis Date..:** 06/22/09
Prep Batch #...: 9174609
Dilution Factor: 1 **Final Wgt/Vol..:** 5 mL
Initial Wgt/Vol: 5 g

PARAMETER	PERCENT RECOVERY	RECOVERY LIMITS	RPD	RPD LIMITS	METHOD
1,1-Dichloroethene	**81**	**(55 - 142)**			**SW846 8260B**
	88	**(55 - 142)**	**8.8**	**(0-27)**	**SW846 8260B**
Trichloroethene	**84**	**(70 - 131)**			**SW846 8260B**
	86	**(70 - 131)**	**1.7**	**(0-23)**	**SW846 8260B**
Benzene	**79**	**(75 - 129)**			**SW846 8260B**
	83	**(75 - 129)**	**5.1**	**(0-20)**	**SW846 8260B**
Toluene	**82**	**(71 - 130)**			**SW846 8260B**
	82	**(71 - 130)**	**0.52**	**(0-24)**	**SW846 8260B**
Chlorobenzene	**81**	**(75 - 127)**			**SW846 8260B**
	78	**(75 - 127)**	**3.3**	**(0-22)**	**SW846 8260B**

SURROGATE	PERCENT RECOVERY	RECOVERY LIMITS
Dibromofluoromethane	84	(59 - 138)
	86	(59 - 138)
1,2-Dichloroethane-d4	69	(61 - 130)
	70	(61 - 130)
Toluene-d8	94	(60 - 143)
	95	(60 - 143)
4-Bromofluorobenzene	81	(47 - 158)
	82	(47 - 158)

NOTE(S):

Calculations are performed before rounding to avoid round-off errors in calculated results.

Bold print denotes control parameters

LABORATORY CONTROL SAMPLE DATA REPORT

GC/MS Volatiles

Client Lot #...: 9F11135 **Work Order #...:** LFHDR1AC-LCS **Matrix.....:** SOLID
LCS Lot-Sample#: A9F230000-609 LFHDR1AD-LCSD
Prep Date.....: 06/22/09 **Analysis Date..:** 06/22/09
Prep Batch #...: 9174609
Dilution Factor: 1 **Final Wgt/Vol..:** 5 mL
Initial Wgt/Vol: 5 g

PARAMETER	SPIKE AMOUNT	MEASURED AMOUNT	UNITS	PERCENT RECOVERY	RPD	METHOD
1,1-Dichloroethene	**50**	**40**	**ug/kg**	**81**		**SW846 8260B**
	50	**44**	**ug/kg**	**88**	**8.8**	**SW846 8260B**
Trichloroethene	**50**	**42**	**ug/kg**	**84**		**SW846 8260B**
	50	**43**	**ug/kg**	**86**	**1.7**	**SW846 8260B**
Benzene	**50**	**39**	**ug/kg**	**79**		**SW846 8260B**
	50	**41**	**ug/kg**	**83**	**5.1**	**SW846 8260B**
Toluene	**50**	**41**	**ug/kg**	**82**		**SW846 8260B**
	50	**41**	**ug/kg**	**82**	**0.52**	**SW846 8260B**
Chlorobenzene	**50**	**40**	**ug/kg**	**81**		**SW846 8260B**
	50	**39**	**ug/kg**	**78**	**3.3**	**SW846 8260B**

SURROGATE	PERCENT RECOVERY	RECOVERY LIMITS
Dibromofluoromethane	84	(59 - 138)
	86	(59 - 138)
1,2-Dichloroethane-d4	69	(61 - 130)
	70	(61 - 130)
Toluene-d8	94	(60 - 143)
	95	(60 - 143)
4-Bromofluorobenzene	81	(47 - 158)
	82	(47 - 158)

NOTE(S):

Calculations are performed before rounding to avoid round-off errors in calculated results.

Bold print denotes control parameters

MATRIX SPIKE SAMPLE EVALUATION REPORT

GC/MS Volatiles

Client Lot #...: 9F11135 **Work Order #...:** LEXPP1AV-MS **Matrix.....:** SOLID
MS Lot-Sample #: A9F150107-005 LEXPP1AW-MSD
Date Sampled...: 06/12/09 13:50 **Date Received..:** 06/15/09
Prep Date.....: 06/23/09 **Analysis Date..:** 06/23/09
Prep Batch #...: 9174609
Dilution Factor: 1 **Initial Wgt/Vol:** 5 g **Final Wgt/Vol..:** 5 mL
% Moisture.....: 46

PARAMETER	PERCENT RECOVERY	RECOVERY LIMITS	RPD	RPD LIMITS	METHOD
1,1-Dichloroethene	**87**	**(43 - 147)**			**SW846 8260B**
	90	**(43 - 147)**	**2.7**	**(0-27)**	**SW846 8260B**
Trichloroethene	**87**	**(46 - 143)**			**SW846 8260B**
	87	**(46 - 143)**	**0.27**	**(0-23)**	**SW846 8260B**
Benzene	**69**	**(55 - 138)**			**SW846 8260B**
	75	**(55 - 138)**	**9.5**	**(0-20)**	**SW846 8260B**
Toluene	**74**	**(46 - 147)**			**SW846 8260B**
	80	**(46 - 147)**	**8.0**	**(0-24)**	**SW846 8260B**
Chlorobenzene	**74**	**(49 - 139)**			**SW846 8260B**
	110 p	**(49 - 139)**	**40**	**(0-22)**	**SW846 8260B**

SURROGATE	PERCENT RECOVERY	RECOVERY LIMITS
Dibromofluoromethane	88	(59 - 138)
	91	(59 - 138)
1,2-Dichloroethane-d4	68	(61 - 130)
	71	(61 - 130)
Toluene-d8	97	(60 - 143)
	97	(60 - 143)
4-Bromofluorobenzene	81	(47 - 158)
	84	(47 - 158)

NOTE(S):

Calculations are performed before rounding to avoid round-off errors in calculated results.

Bold print denotes control parameters

Results and reporting limits have been adjusted for dry weight.

p Relative percent difference (RPD) is outside stated control limits.

MATRIX SPIKE SAMPLE DATA REPORT

GC/MS Volatiles

Client Lot #...:	9F11135	**Work Order #...:**	LEXPP1AV-MS	**Matrix.....:**	SOLID
MS Lot-Sample #:	A9F150107-005		LEXPP1AW-MSD		
Date Sampled...:	06/12/09 13:50	**Date Received..:**	06/15/09		
Prep Date.....:	06/23/09	**Analysis Date..:**	06/23/09		
Prep Batch #...:	9174609				
Dilution Factor:	1	**Initial Wgt/Vol:**	5 g	**Final Wgt/Vol..:**	5 mL
% Moisture.....:	46				

PARAMETER	SAMPLE AMOUNT	SPIKE AMT	MEASRD AMOUNT	UNITS	PERCNT RECVRY	RPD	METHOD
1,1-Dichloroethene	**ND**	**93**	**81**	**ug/kg**	**87**		**SW846 8260B**
	ND	**93**	**84**	**ug/kg**	**90**	**2.7**	**SW846 8260B**
Trichloroethene	**ND**	**93**	**81**	**ug/kg**	**87**		**SW846 8260B**
	ND	**93**	**81**	**ug/kg**	**87**	**0.27**	**SW846 8260B**
Benzene	**ND**	**93**	**64**	**ug/kg**	**69**		**SW846 8260B**
	ND	**93**	**70**	**ug/kg**	**75**	**9.5**	**SW846 8260B**
Toluene	**ND**	**93**	**69**	**ug/kg**	**74**		**SW846 8260B**
	ND	**93**	**75**	**ug/kg**	**80**	**8.0**	**SW846 8260B**
Chlorobenzene	**ND**	**93**	**69**	**ug/kg**	**74**		**SW846 8260B**
	ND	**93**	**100**	**ug/kg**	**110 p**	**40**	**SW846 8260B**

SURROGATE	PERCENT RECOVERY	RECOVERY LIMITS
Dibromofluoromethane	88	(59 - 138)
	91	(59 - 138)
1,2-Dichloroethane-d4	68	(61 - 130)
	71	(61 - 130)
Toluene-d8	97	(60 - 143)
	97	(60 - 143)
4-Bromofluorobenzene	81	(47 - 158)
	84	(47 - 158)

NOTE(S):

Calculations are performed before rounding to avoid round-off errors in calculated results.

Bold print denotes control parameters

Results and reporting limits have been adjusted for dry weight.

p Relative percent difference (RPD) is outside stated control limits.

SW846 8260B METHOD BLANK SUMMARY

BLANK WORKORDER NO.: LFL5V1AA

Lab Name: TestAmerica Laboratories, Inc.

Lab Code: TALCAN SDG Number: 9F11135

Lab File ID: UX88074.D Lot Number: A9F120214

Date Analyzed: 06/24/09 Time Analyzed: 23:47

Matrix: SOLID Date Extracted: 06/24/09

GC Column: DB 624 ID: .18 Extraction Method: 5030

Instrument ID: UX8 Level: (low/med) MED

THIS METHOD BLANK APPLIES TO THE FOLLOWING SAMPLES, LCS, LCSD, MS , MSD:

	CLIENT ID.	SAMPLE WORK ORDER #	LAB FILE ID	DATE ANALYZED	TIME ANALYZED
01	MHSD-4	LETQW1AQ	UX88069.D	06/24/09	21:59
02	CHECK SAMPLE	LFL5V1AC C	UX88072.D	06/24/09	23:04
03	DUPLICATE CHECK	LFL5V1AD L	UX88073.D	06/24/09	23:26
04					
05					
06					
07					
08					
09					
10					
11					
12					
13					
14					
15					
16					
17					
18					
19					
20					
21					
22					
23					
24					
25					
26					
27					
28					
29					
30					

COMMENTS:

METHOD BLANK REPORT

GC/MS Volatiles

Client Lot #...: 9F11135 **Work Order #...:** LFL5V1AA **Matrix.....:** SOLID
MB Lot-Sample #: A9F250000-375

Prep Date.....: 06/24/09 **Final Wgt/Vol..:** 5 mL
Analysis Date..: 06/24/09 **Prep Batch #...:** 9176375
Dilution Factor: 1 **Initial Wgt/Vol:** 5 g

PARAMETER	RESULT	REPORTING LIMIT	UNITS	METHOD
Acetone	**110 J**	**500**	**ug/kg**	**SW846 8260B**
Benzene	ND	250	ug/kg	SW846 8260B
Bromobenzene	ND	250	ug/kg	SW846 8260B
Bromochloromethane	ND	250	ug/kg	SW846 8260B
Bromodichloromethane	ND	250	ug/kg	SW846 8260B
Bromoform	ND	250	ug/kg	SW846 8260B
Bromomethane	ND	250	ug/kg	SW846 8260B
2-Butanone	**320 J**	**500**	**ug/kg**	**SW846 8260B**
n-Butylbenzene	ND	250	ug/kg	SW846 8260B
sec-Butylbenzene	ND	250	ug/kg	SW846 8260B
tert-Butylbenzene	ND	250	ug/kg	SW846 8260B
Carbon disulfide	ND	250	ug/kg	SW846 8260B
Carbon tetrachloride	ND	250	ug/kg	SW846 8260B
Chlorobenzene	ND	250	ug/kg	SW846 8260B
Dibromochloromethane	ND	250	ug/kg	SW846 8260B
1,2-Dibromo-3-chloro-propane	ND	500	ug/kg	SW846 8260B
Chloroethane	ND	250	ug/kg	SW846 8260B
2-Chloroethyl vinyl ether	ND	500	ug/kg	SW846 8260B
Chloroform	ND	250	ug/kg	SW846 8260B
Chloromethane	ND	250	ug/kg	SW846 8260B
2-Chlorotoluene	ND	250	ug/kg	SW846 8260B
4-Chlorotoluene	ND	250	ug/kg	SW846 8260B
1,2-Dibromoethane	ND	250	ug/kg	SW846 8260B
Dibromomethane	ND	250	ug/kg	SW846 8260B
1,2-Dichlorobenzene	ND	250	ug/kg	SW846 8260B
1,3-Dichlorobenzene	ND	250	ug/kg	SW846 8260B
1,4-Dichlorobenzene	ND	250	ug/kg	SW846 8260B
Dichlorodifluoromethane	ND	250	ug/kg	SW846 8260B
1,1-Dichloroethane	ND	250	ug/kg	SW846 8260B
1,2-Dichloroethane	ND	250	ug/kg	SW846 8260B
1,1-Dichloroethene	ND	250	ug/kg	SW846 8260B
cis-1,2-Dichloroethylene	ND	250	ug/kg	SW846 8260B
trans-1,2-Dichloroethylen	ND	250	ug/kg	SW846 8260B
1,2-Dichloropropane	ND	250	ug/kg	SW846 8260B
1,3-Dichloropropane	ND	250	ug/kg	SW846 8260B
2,2-Dichloropropane	ND	250	ug/kg	SW846 8260B
1,1-Dichloropropene	ND	250	ug/kg	SW846 8260B
cis-1,3-Dichloropropene	ND	250	ug/kg	SW846 8260B
trans-1,3-Dichloropropene	ND	250	ug/kg	SW846 8260B
Ethylbenzene	ND	250	ug/kg	SW846 8260B

(Continued on next page)

METHOD BLANK REPORT

GC/MS Volatiles

Client Lot #...: 9F11135 **Work Order #...:** LFL5V1AA **Matrix.....:** SOLID

PARAMETER	RESULT	REPORTING LIMIT	UNITS	METHOD
Trichlorofluoromethane	ND	250	ug/kg	SW846 8260B
Hexachlorobutadiene	ND	250	ug/kg	SW846 8260B
2-Hexanone	ND	500	ug/kg	SW846 8260B
Isopropylbenzene	ND	250	ug/kg	SW846 8260B
p-Isopropyltoluene	ND	250	ug/kg	SW846 8260B
tert-Butyl alcohol	ND	5000	ug/kg	SW846 8260B
Methylene chloride	ND	250	ug/kg	SW846 8260B
4-Methyl-2-pentanone	ND	500	ug/kg	SW846 8260B
Naphthalene	ND	250	ug/kg	SW846 8260B
n-Propylbenzene	ND	250	ug/kg	SW846 8260B
Styrene	ND	250	ug/kg	SW846 8260B
1,1,1,2-Tetrachloroethane	ND	250	ug/kg	SW846 8260B
1,1,2,2-Tetrachloroethane	ND	250	ug/kg	SW846 8260B
Tetrachloroethene	ND	250	ug/kg	SW846 8260B
Toluene	ND	250	ug/kg	SW846 8260B
1,2,3-Trichlorobenzene	ND	250	ug/kg	SW846 8260B
1,2,4-Trichloro-benzene	ND	250	ug/kg	SW846 8260B
1,1,1-Trichloroethane	ND	250	ug/kg	SW846 8260B
Trichloroethene	ND	250	ug/kg	SW846 8260B
1,2,3-Trichloropropane	ND	250	ug/kg	SW846 8260B
1,1,2-Trichloro-1,2,2-trifluoroethane	ND	250	ug/kg	SW846 8260B
1,2,4-Trimethylbenzene	ND	250	ug/kg	SW846 8260B
Vinyl acetate	ND	500	ug/kg	SW846 8260B
Vinyl chloride	ND	250	ug/kg	SW846 8260B
o-Xylene	ND	250	ug/kg	SW846 8260B
Xylenes (total)	ND	500	ug/kg	SW846 8260B
Methyl tert-butyl ether	ND	500	ug/kg	SW846 8260B
m-Xylene & p-Xylene	ND	500	ug/kg	SW846 8260B
1,2,3-Trimethylbenzene	ND	250	ug/kg	SW846 8260B
Diisopropyl Ether (DIPE)	ND	500	ug/kg	SW846 8260B
Ethyl-t-Butyl Ether (ETBE	ND	250	ug/kg	SW846 8260B
Tert-amyl methyl ether (T	ND	250	ug/kg	SW846 8260B

SURROGATE	PERCENT RECOVERY	RECOVERY LIMITS
Dibromofluoromethane	82	(59 - 138)
1,2-Dichloroethane-d4	76	(61 - 130)
Toluene-d8	85	(60 - 143)
4-Bromofluorobenzene	73	(47 - 158)

NOTE(S):

Calculations are performed before rounding to avoid round-off errors in calculated results.

J Estimated result. Result is less than RL.

Tetra Tech NUS, Inc

Method Blank Report

GC/MS Volatiles

Lot-Sample #: A9F250000-375 B **Work Order #:** LFL5V1AA **Matrix:** SOLID

MASS SPECTROMETER/DATA SYSTEM (MSDS) TENTATIVELY IDENTIFIED COMPOUNDS

PARAMETER	CAS #	ESTIMATED RESULT	RETENTION TIME	UNITS
None				ug/kg

LABORATORY CONTROL SAMPLE EVALUATION REPORT

GC/MS Volatiles

Client Lot #...: 9F11135 **Work Order #...:** LFL5V1AC-LCS **Matrix.....:** SOLID
LCS Lot-Sample#: A9F250000-375 LFL5V1AD-LCSD
Prep Date.....: 06/24/09 **Analysis Date..:** 06/24/09
Prep Batch #...: 9176375
Dilution Factor: 1 **Final Wgt/Vol..:** 5 mL
Initial Wgt/Vol: 5 g

PARAMETER	PERCENT RECOVERY	RECOVERY LIMITS	RPD	RPD LIMITS	METHOD
Benzene	**95**	**(75 - 129)**			**SW846 8260B**
	99	**(75 - 129)**	**3.7**	**(0-20)**	**SW846 8260B**
Chlorobenzene	**94**	**(75 - 127)**			**SW846 8260B**
	96	**(75 - 127)**	**1.8**	**(0-22)**	**SW846 8260B**
1,1-Dichloroethene	**95**	**(55 - 142)**			**SW846 8260B**
	97	**(55 - 142)**	**2.2**	**(0-27)**	**SW846 8260B**
Toluene	**98**	**(71 - 130)**			**SW846 8260B**
	99	**(71 - 130)**	**0.98**	**(0-24)**	**SW846 8260B**
Trichloroethene	**98**	**(70 - 131)**			**SW846 8260B**
	110	**(70 - 131)**	**12**	**(0-23)**	**SW846 8260B**

SURROGATE	PERCENT RECOVERY	RECOVERY LIMITS
Dibromofluoromethane	80	(59 - 138)
	82	(59 - 138)
1,2-Dichloroethane-d4	76	(61 - 130)
	76	(61 - 130)
Toluene-d8	84	(60 - 143)
	87	(60 - 143)
4-Bromofluorobenzene	76	(47 - 158)
	79	(47 - 158)

NOTE(S):

Calculations are performed before rounding to avoid round-off errors in calculated results.

Bold print denotes control parameters

LABORATORY CONTROL SAMPLE DATA REPORT

GC/MS Volatiles

Client Lot #...: 9F11135 **Work Order #...:** LFL5V1AC-LCS **Matrix.....:** SOLID
LCS Lot-Sample#: A9F250000-375 LFL5V1AD-LCSD
Prep Date.....: 06/24/09 **Analysis Date..:** 06/24/09
Prep Batch #...: 9176375
Dilution Factor: 1 **Final Wgt/Vol..:** 5 mL
Initial Wgt/Vol: 5 g

PARAMETER	SPIKE AMOUNT	MEASURED AMOUNT	UNITS	PERCENT RECOVERY	RPD	METHOD
Benzene	**1000**	**950**	**ug/kg**	**95**		**SW846 8260B**
	1000	**990**	**ug/kg**	**99**	**3.7**	**SW846 8260B**
Chlorobenzene	**1000**	**940**	**ug/kg**	**94**		**SW846 8260B**
	1000	**960**	**ug/kg**	**96**	**1.8**	**SW846 8260B**
1,1-Dichloroethene	**1000**	**950**	**ug/kg**	**95**		**SW846 8260B**
	1000	**970**	**ug/kg**	**97**	**2.2**	**SW846 8260B**
Toluene	**1000**	**980**	**ug/kg**	**98**		**SW846 8260B**
	1000	**990**	**ug/kg**	**99**	**0.98**	**SW846 8260B**
Trichloroethene	**1000**	**980**	**ug/kg**	**98**		**SW846 8260B**
	1000	**1100**	**ug/kg**	**110**	**12**	**SW846 8260B**

SURROGATE	PERCENT RECOVERY	RECOVERY LIMITS
Dibromofluoromethane	80	(59 - 138)
	82	(59 - 138)
1,2-Dichloroethane-d4	76	(61 - 130)
	76	(61 - 130)
Toluene-d8	84	(60 - 143)
	87	(60 - 143)
4-Bromofluorobenzene	76	(47 - 158)
	79	(47 - 158)

NOTE(S):

Calculations are performed before rounding to avoid round-off errors in calculated results.

Bold print denotes control parameters

SW846 8260B SURROGATE RECOVERY

Lab Name: TestAmerica Laboratories, Inc. Client: Tetra Tech NUS, Inc

Lab Code: TALCAN SDG No: 9F11135

Lot #: A9F120214

Extraction: XXA15QK01

	CLIENT ID.	SRG01	SRG02	SRG03	SRG04	TOT OUT
01	ILSD-15	99	85	102	82	00
02	ILSD-16	100	81	101	88	00
03	ILSD-11	101	80	97	84	00
04	ILSD-10	100	84	98	85	00
05	ILSD-20	99	84	101	80	00
06	ILSD-18	89	74	95	78	00
07	ILSD-19	88	73	91	77	00
08	MHSD-7A	100	83	98	83	00
09	MHSD-7	90	73	95	79	00
10	ILSD-7	89	74	94	79	00
11	INTRA-LAB QC	93	79	97	84	00
12	METHOD BLK. LFE0T1AA	106	90	109	97	00
13	METHOD BLK. LFHDR1AA	87	73	95	82	00
14	LCS LFE0T1AC	103	89	110	96	00
15	LCS LFHDR1AC	84	69	94	81	00
16	ILSD-15 D	99	81	103	87	00
17	LAB MS/MSD D	91	71	97	84	00
18	LCSD LFE0T1AD	102	84	106	97	00
19	LCSD LFHDR1AD	86	70	95	82	00
20	ILSD-15 S	98	82	103	83	00
21	LAB MS/MSD S	88	68	97	81	00

SURROGATES		QC LIMITS
SRG01	= Dibromofluoromethane	(59-138)
SRG02	= 1,2-Dichloroethane-d4	(61-130)
SRG03	= Toluene-d8	(60-143)
SRG04	= 4-Bromofluorobenzene	(47-158)

\# Column to be used to flag recovery values
* Values outside of required QC Limits
D System monitoring Compound diluted out

FORM II

SW846 8260B SURROGATE RECOVERY

Lab Name: TestAmerica Laboratories, Inc. Client: Tetra Tech NUS, Inc

Lab Code: TALCAN SDG No: 9F11135

Lot #: A9F120214

Extraction: XXA73QK01

	CLIENT ID.	SRG01	SRG02	SRG03	SRG04	TOT OUT
01	MHSD-4	62	60 *	65	57	01
02	METHOD BLK. LFL5V1AA	82	76	85	73	00
03	LCS LFL5V1AC	80	76	84	76	00
04	LCSD LFL5V1AD	82	76	87	79	00

SURROGATES		QC LIMITS
SRG01	= Dibromofluoromethane	(59-138)
SRG02	= 1,2-Dichloroethane-d4	(61-130)
SRG03	= Toluene-d8	(60-143)
SRG04	= 4-Bromofluorobenzene	(47-158)

\# Column to be used to flag recovery values
* Values outside of required QC Limits
D System monitoring Compound diluted out

FORM II

SW846 8260B SURROGATE RECOVERY

Lab Name: TestAmerica Laboratories, Inc. Client: Tetra Tech NUS, Inc

Lab Code: TALCAN SDG No: 9F11135

Lot #: A9F110135

Extraction: XXA15QK01

	CLIENT ID.	SRG01	SRG02	SRG03	SRG04	TOT OUT
01	ILSD-4	101	82	98	74	00
02	ILSD-8	99	82	102	84	00
03	ILSD-12	95	75	103	86	00
04	ILSD-14	99	81	100	89	00
05	ILSD-14D	104	86	101	89	00
06	INTRA-LAB QC	99	85	102	82	00
07	METHOD BLK. LFE0T1AA	106	90	109	97	00
08	LCS LFE0T1AC	103	89	110	96	00
09	LAB MS/MSD D	99	81	103	87	00
10	LCSD LFE0T1AD	102	84	106	97	00
11	LAB MS/MSD S	98	82	103	83	00

SURROGATES		QC LIMITS
SRG01	= Dibromofluoromethane	(59-138)
SRG02	= 1,2-Dichloroethane-d4	(61-130)
SRG03	= Toluene-d8	(60-143)
SRG04	= 4-Bromofluorobenzene	(47-158)

\# Column to be used to flag recovery values
* Values outside of required QC Limits
D System monitoring Compound diluted out

FORM II

8A
VOLATILE INTERNAL STANDARD AREA SUMMARY

Lab Name: NORTH CANTON Contract:

Lab Code: TALCAN Case No.: SAS No.: SDG No.: 9F11135

Lab File ID (Standard): UX87966 Date Analyzed: 06/19/09

Instrument ID: A3UX8A Time Analyzed: 1658

Matrix: (soil/water) SOIL Level: (low/med) LOW Column: (pack/cap) CAP

		IS1 AREA #	RT	IS2 (CBZ) AREA #	RT	IS3 (DCB) AREA #	RT
	12 HOUR STD	1371917	5.30	1075880	7.85	598559	10.04
	UPPER LIMIT	2743834	5.80	2151760	8.35	1197118	10.54
	LOWER LIMIT	685959	4.80	537940	7.35	299280	9.54
	EPA SAMPLE NO.						
01	LFE0T-CHK	1260509	5.31	986341	7.84	535540	10.04
02	LFE0T-CKDUP	1376431	5.31	1045729	7.84	587820	10.04
03	LFE0T-BLK	1233927	5.30	959160	7.85	515179	10.04
04	ILSD-4	1287852	5.30	820670	7.84	255400*	10.04
05	ILSD-8	1327749	5.30	975317	7.84	423997	10.04
06	ILSD-12	1349914	5.31	977100	7.84	419033	10.04
07	ILSD-14D	1252066	5.30	913895	7.85	440979	10.04
08	ILSD-15	1246699	5.30	913629	7.85	384836	10.04
09	ILSD-15	1343749	5.30	916024	7.84	348869	10.04
10	ILSD-15	1319691	5.30	927634	7.85	411419	10.04
11	ILSD-16	1308216	5.30	962660	7.85	449419	10.04
12	ILSD-11	1261180	5.30	862158	7.85	361589	10.04
13	ILSD-10	1254178	5.31	870825	7.84	384698	10.04
14	ILSD-20	1175931	5.30	818878	7.85	305381	10.04
15	MHSD-7A	1294075	5.30	888707	7.85	351430	10.04
16	ILSD-14	1380233	5.31	970651	7.85	431016	10.04
17							
18							
19							
20							
21							
22							

IS1 = Fluorobenzene
IS2 (CBZ) = Chlorobenzene-d5
IS3 (DCB) = 1,4-Dichlorobenzene-d4

UPPER LIMIT = +100% of internal standard area.
LOWER LIMIT = - 50% of internal standard area.

Column used to flag internal standard area values with an asterisk.

FORM VIII VOA 1/87 Rev.

8A
VOLATILE INTERNAL STANDARD AREA SUMMARY

Lab Name: NORTH CANTON Contract:

Lab Code: TALCAN Case No.: SAS No.: SDG No.: 9F11135

Lab File ID (Standard): UX87999 Date Analyzed: 06/22/09

Instrument ID: A3UX8A Time Analyzed: 2050

Matrix: (soil/water) SOIL Level: (low/med) LOW Column: (pack/cap) CAP

		IS1 AREA #	RT	IS2 (CBZ) AREA #	RT	IS3 (DCB) AREA #	RT
	12 HOUR STD	1739353	5.30	1368081	7.84	768072	10.04
	UPPER LIMIT	3478706	5.80	2736162	8.34	1536144	10.54
	LOWER LIMIT	869677	4.80	684041	7.34	384036	9.54
	EPA SAMPLE NO.						
01	LFHDX-CHK	1755603	5.30	1344670	7.85	729064	10.04
02	LFHDX-CKDUP	1713383	5.30	1332392	7.84	687964	10.04
03	LFHDX-BLK	1583656	5.30	1247802	7.85	658769	10.04
04	ILSD-19	1485291	5.30	1053823	7.85	454667	10.04
05	ILSD-7	1606371	5.30	1215013	7.85	553284	10.04
06	ILSD-18	1565732	5.30	1148960	7.85	498042	10.04
07	MHSD-7	1478715	5.30	1066597	7.85	451956	10.04
08							
09							
10							
11							
12							
13							
14							
15							
16							
17							
18							
19							
20							
21							
22							

IS1 = Fluorobenzene
IS2 (CBZ) = Chlorobenzene-d5
IS3 (DCB) = 1,4-Dichlorobenzene-d4

UPPER LIMIT = +100% of internal standard area.
LOWER LIMIT = - 50% of internal standard area.

Column used to flag internal standard area values with an asterisk.

8A
VOLATILE INTERNAL STANDARD AREA SUMMARY

Lab Name: NORTH CANTON Contract:

Lab Code: TALCAN Case No.: SAS No.: SDG No.: 9F11135

Lab File ID (Standard): UX88062 Date Analyzed: 06/24/09

Instrument ID: A3UX8A Time Analyzed: 1927

Matrix:(soil/water) SOIL Level:(low/med) LOW Column:(pack/cap) CAP

		IS1 AREA #	RT	IS2(CBZ) AREA #	RT	IS3(DCB) AREA #	RT
	12 HOUR STD	1289793	5.30	993692	7.84	557549	10.04
	UPPER LIMIT	2579586	5.80	1987384	8.34	1115098	10.54
	LOWER LIMIT	644897	4.80	496846	7.34	278775	9.54
	EPA SAMPLE NO.						
01	MHSD-4	1262612	5.31	968424	7.84	486946	10.04
02	LFL5V-CHK	1271545	5.30	980862	7.85	487010	10.04
03	LFL5V-CKDUP	1256453	5.30	960656	7.85	488163	10.04
04	LFL5V-BLK	1231296	5.31	950800	7.84	457509	10.04
05							
06							
07							
08							
09							
10							
11							
12							
13							
14							
15							
16							
17							
18							
19							
20							
21							
22							

IS1 = Fluorobenzene
IS2 (CBZ) = Chlorobenzene-d5
IS3 (DCB) = 1,4-Dichlorobenzene-d4

UPPER LIMIT = +100% of internal standard area.
LOWER LIMIT = - 50% of internal standard area.

Column used to flag internal standard area values with an asterisk.

FORM VIII VOA 1/87 Rev.

5A

VOLATILE ORGANIC GC/MS TUNING AND MASS CALIBRATION - BROMOFLUOROBENZENE (BFB)

Lab Name: NORTH CANTON Contract:

Lab Code: TALCAN Case No.: SAS No.: SDG No.: 9F11135

Lab File ID: BFB8808 BFB Injection Date: 04/07/09

Instrument ID: A3UX8A BFB Injection Time: 1838

Matrix: (soil/water) SOIL Level: (low/med) LOW Column: (pack/cap) CAP

m/e	ION ABUNDANCE CRITERIA	% RELATIVE ABUNDANCE
50	15.0 - 40.0% of mass 95	30.9
75	30.0 - 60.0% of mass 95	44.0
95	Base Peak, 100% relative abundance	100.0
96	5.0 - 9.0% of mass 95	7.1
173	Less than 2.0% of mass 174	0.0 (0.0)1
174	50.0 - 100.0% of mass 95	73.2
175	5.0 - 9.0% of mass 174	5.4 (7.3)1
176	Greater than 95.0%, but less than 101.0% of mass 174	69.9 (95.6)1
177	5.0 - 9.0% of mass 176	4.9 (7.0)2

1-Value is % of mass 174 2-Value is % of mass 176

THIS TUNE APPLIES TO THE FOLLOWING SAMPLES, MS, MSD, BLANKS, AND STANDARDS:

	EPA SAMPLE NO.	LAB SAMPLE ID	LAB FILE ID	DATE ANALYZED	TIME ANALYZED
01	VSTD200	1000NG-A9IC	UX86681	04/07/09	2239
02	VSTD100	500NG-A9IC	UX86682	04/07/09	2300
03	VSTD050	250NG-A9IC	UX86683	04/07/09	2322
04	VSTD020	100NG-A9IC	UX86684	04/07/09	2344
05	VSTD010	50NG-A9IC	UX86685	04/08/09	0006
06	VSTD005	25NG-A9IC	UX86686	04/08/09	0027
07					
08					
09					
10					
11					
12					
13					
14					
15					
16					
17					
18					
19					
20					
21					
22					

5A

VOLATILE ORGANIC GC/MS TUNING AND MASS CALIBRATION - BROMOFLUOROBENZENE (BFB)

Lab Name: NORTH CANTON Contract:

Lab Code: TALCAN Case No.: SAS No.: SDG No.: 9F11135

Lab File ID: BFB8880 BFB Injection Date: 06/08/09

Instrument ID: A3UX8A BFB Injection Time: 2013

Matrix: (soil/water) SOIL Level: (low/med) LOW Column: (pack/cap) CAP

m/e	ION ABUNDANCE CRITERIA	% RELATIVE ABUNDANCE
50	15.0 - 40.0% of mass 95	38.9
75	30.0 - 60.0% of mass 95	49.0
95	Base Peak, 100% relative abundance	100.0
96	5.0 - 9.0% of mass 95	7.7
173	Less than 2.0% of mass 174	0.0 (0.0)1
174	50.0 - 100.0% of mass 95	75.0
175	5.0 - 9.0% of mass 174	5.5 (7.4)1
176	Greater than 95.0%, but less than 101.0% of mass 174	72.1 (96.1)1
177	5.0 - 9.0% of mass 176	4.8 (6.6)2

1-Value is % of mass 174 2-Value is % of mass 176

THIS TUNE APPLIES TO THE FOLLOWING SAMPLES, MS, MSD, BLANKS, AND STANDARDS:

	EPA SAMPLE NO.	LAB SAMPLE ID	LAB FILE ID	DATE ANALYZED	TIME ANALYZED
01	VSTD200	1000NG-IC	UX87635	06/08/09	2055
02	VSTD100	500NG-IC	UX87636	06/08/09	2116
03	VSTD050	250NG-IC	UX87637	06/08/09	2138
04	VSTD020	100NG-IC	UX87638	06/08/09	2159
05	VSTD010	50NG-IC	UX87639	06/08/09	2220
06	VSTD005	25NG-IC	UX87640	06/08/09	2242
07	VSTD002	10NG-IC	UX87641	06/08/09	2303
08	VSTD001	5NG-IC	UX87642	06/08/09	2325
09					
10					
11					
12					
13					
14					
15					
16					
17					
18					
19					
20					
21					
22					

Report Date : 09-Jun-2009 15:40

TestAmerica North Canton

INITIAL CALIBRATION DATA

Start Cal Date : 07-APR-2009 19:22
End Cal Date : 08-JUN-2009 23:25
Quant Method : ISTD
Target Version : 4.14
Integrator : HP RTE
Method file : \\cansvr11\dd\chem\MSV\a3ux8a.i\M90608A-IC.b\8260SUX8.m
Last Edit : 09-Jun-2009 15:10 latat

Calibration File Names:
Level 1: \\cansvr11\dd\chem\MSV\a3ux8a.i\M90608A-IC.b\UX87642.D
Level 2: \\cansvr11\dd\chem\MSV\a3ux8a.i\M90608A-IC.b\UX87641.D
Level 3: \\cansvr11\dd\chem\MSV\a3ux8a.i\M90407A-IC.b\UX86686.D
Level 4: \\cansvr11\dd\chem\MSV\a3ux8a.i\M90407A-IC.b\UX86685.D
Level 5: \\cansvr11\dd\chem\MSV\a3ux8a.i\M90407A-IC.b\UX86684.D
Level 6: \\cansvr11\dd\chem\MSV\a3ux8a.i\M90407A-IC.b\UX86683.D
Level 7: \\cansvr11\dd\chem\MSV\a3ux8a.i\M90407A-IC.b\UX86682.D
Level 8: \\cansvr11\dd\chem\MSV\a3ux8a.i\M90407A-IC.b\UX86681.D

Compound	5.0000 Level 1	10.0000 Level 2	25.0000 Level 3	50.0000 Level 4	100.0000 Level 5	250.0000 Level 6	500.0000 Level 7	1000.0000 Level 8	Curve	Coefficients b	Coefficients m1	Coefficients m2	%RSD or R^2
8 Dichlorodifluoromethane	+++++	+++++	0.13382	0.17840	0.14964	0.19236							
	0.17837	0.18068							AVRG		0.16888		13.16192
9 Chloromethane	0.40386	0.36431	0.35401	0.42102	0.42727	0.44559							
	0.37658	0.39173							AVRG		0.39805		8.08721
10 Vinyl Chloride	0.29822	0.25491	0.25692	0.31133	0.29212	0.32602							
	0.29896	0.28554							AVRG		0.29050		8.47938

Report Date : 09-Jun-2009 15:40

TestAmerica North Canton

INITIAL CALIBRATION DATA

Start Cal Date : 07-APR-2009 19:22
End Cal Date : 08-JUN-2009 23:25
Quant Method : ISTD
Target Version : 4.14
Integrator : HP RTE
Method file : \\cansvr11\dd\chem\MSV\a3ux8a.i\M90608A-IC.b\8260SUX8.m
Last Edit : 09-Jun-2009 15:10 latat

Compound	5.0000 Level 1	10.0000 Level 2	25.0000 Level 3	50.0000 Level 4	100.0000 Level 5	250.0000 Level 6	Curve	Coefficients b	m1	m2	%RSD or R^2
	500.0000 Level 7	1000.0000 Level 8									
11 Bromomethane	0.11641	0.10923	0.10363	0.10290	0.12076	0.13049					
	0.11227	0.11388					AVRG		0.11369		8.00016
12 Chloroethane	0.13458	0.13651	0.12274	0.14122	0.14445	0.16203					
	0.14462	0.14351					AVRG		0.14121		7.88675
13 Trichlorofluoromethane	0.21005	0.22954	0.23162	0.24436	0.24033	0.26431					
	0.25356	0.26333					AVRG		0.24214		7.61317
14 Dichlorofluoromethane	+++++	+++++	0.36249	0.35856	0.29724	0.32095					
	0.31567	0.32383					AVRG		0.32979		7.75438
15 Acrolein	0.06896	0.08220	0.07179	0.06444	0.07282	0.07406					
	0.06832	0.07761					AVRG		0.07252		7.69587
16 Acetone	+++++	39404	66085	84966	174287	411729					
	1008098	2350992					QUAD	-0.03901	5.67746	-0.83365	0.99895
17 1,1-Dichloroethene	0.18404	0.16502	0.16836	0.16363	0.17710	0.18786					
	0.16356	0.17854					AVRG		0.17351		5.55482

Report Date : 09-Jun-2009 15:40

TestAmerica North Canton

INITIAL CALIBRATION DATA

Start Cal Date : 07-APR-2009 19:22
End Cal Date : 08-JUN-2009 23:25
Quant Method : ISTD
Target Version : 4.14
Integrator : HP RTE
Method file : \\cansvr11\dd\chem\MSV\a3ux8a.i\M90608A-IC.b\8260SUX8.m
Last Edit : 09-Jun-2009 15:10 latat

Compound	5.0000 Level 1 / 500.0000 Level 7	10.0000 Level 2 / 1000.0000 Level 8	25.0000 Level 3	50.0000 Level 4	100.0000 Level 5	250.0000 Level 6	Curve	Coefficients b	Coefficients m1	Coefficients m2	%RSD or R^2
18 Freon-113	0.14676	0.14040	0.12633	0.14619	0.14176	0.15574					
	0.13533	0.15177					AVRG		0.14304		6.51833
19 Iodomethane	0.30558	0.32528	0.32834	0.32693	0.34523	0.36265					
	0.31378	0.34142					AVRG		0.33115		5.48752
20 Carbon Disulfide	0.47735	0.50965	0.47477	0.51979	0.52494	0.56311					
	0.49451	0.54344					AVRG		0.51344		6.03007
21 Methylene Chloride	+++++	+++++	41907	69497	115447	292789					
	488833	1002156					WLINR	-0.07359	0.20853		0.99616
22 Acetonitrile	0.06703	0.06366	0.05514	0.05609	0.05784	0.06048					
	0.05011	0.05320					AVRG		0.05794		9.60178
23 Acrylonitrile	0.15206	0.13844	0.14418	0.13770	0.15608	0.15814					
	0.13439	0.15055					AVRG		0.14644		6.15728
24 Methyl tert-butyl ether	0.53853	0.62526	0.56671	0.58718	0.64283	0.67959					
	0.59129	0.66873					AVRG		0.61251		8.14111

Report Date : 09-Jun-2009 15:40

TestAmerica North Canton

INITIAL CALIBRATION DATA

Start Cal Date : 07-APR-2009 19:22
End Cal Date : 08-JUN-2009 23:25
Quant Method : ISTD
Target Version : 4.14
Integrator : HP RTE
Method file : \\cansvr11\dd\chem\MSV\a3ux8a.i\M90608A-IC.b\8260SUX8.m
Last Edit : 09-Jun-2009 15:10 latat

Compound	5.0000 Level 1	10.0000 Level 2	25.0000 Level 3	50.0000 Level 4	100.0000 Level 5	250.0000 Level 6	Curve	Coefficients b	Coefficients m1	Coefficients m2	%RSD or R^2
	500.0000 Level 7	1000.0000 Level 8									
25 trans-1,2-Dichloroethene	0.18921	0.20173	0.20970	0.20360	0.21960	0.22464					
	0.19847	0.22097					AVRG		0.20849		5.96698
26 Hexane	+++++	+++++	0.05008	0.04931	0.04617	0.04862					
	0.04644	0.05298					AVRG		0.04893		5.15381
27 Vinyl acetate	0.62502	0.69891	0.67787	0.71205	0.79556	0.81267					
	0.75399	0.91138					AVRG		0.74843		12.04832
28 1,1-Dichloroethane	0.42578	0.47387	0.45988	0.45765	0.48027	0.48461					
	0.43418	0.48286					AVRG		0.46239		4.85612
29 tert-Butyl Alcohol	0.02311	0.02860	0.02593	0.02750	0.03185	0.03358					
	0.02938	0.03267					AVRG		0.02908		12.27494
30 2-Butanone	0.26128	0.26644	0.23486	0.19729	0.21757	0.21436					
	0.22021	0.26791					AVRG		0.23499		11.52214
M 31 1,2-Dichloroethene (total)	0.20596	0.21627	0.22170	0.21758	0.23081	0.23817					
	0.21043	0.23395					AVRG		0.22186		5.18252

Report Date : 09-Jun-2009 15:40

TestAmerica North Canton

INITIAL CALIBRATION DATA

Start Cal Date : 07-APR-2009 19:22
End Cal Date : 08-JUN-2009 23:25
Quant Method : ISTD
Target Version : 4.14
Integrator : HP RTE
Method file : \\cansvr11\dd\chem\MSV\a3ux8a.i\M90608A-IC.b\8260SUX8.m
Last Edit : 09-Jun-2009 15:10 latat

Compound	5.0000 Level 1	10.0000 Level 2	25.0000 Level 3	50.0000 Level 4	100.0000 Level 5	250.0000 Level 6	Curve	Coefficients b	m1	m2	%RSD or R^2
	500.0000 Level 7	1000.0000 Level 8									
32 cis-1,2-dichloroethene	0.22270	0.23080	0.23369	0.23156	0.24203	0.25170					
	0.22240	0.24692					AVRG		0.23523		4.57671
33 2,2-Dichloropropane	0.15658	0.16869	0.17710	0.19845	0.20277	0.21609					
	0.19981	0.21846					AVRG		0.19224		11.66317
34 Bromochloromethane	0.13441	0.13334	0.13312	0.13117	0.13406	0.13696					
	0.11913	0.13167					AVRG		0.13173		4.09401
35 Chloroform	0.33933	0.35328	0.37330	0.36718	0.36980	0.37796					
	0.33541	0.38218					AVRG		0.36231		4.86372
36 Tetrahydrofuran	0.16204	0.16823	0.12512	0.12992	0.14675	0.14386					
	0.12390	0.14563					AVRG		0.14318		11.43445
37 1,1,1-Trichloroethane	0.31083	0.30003	0.30519	0.29502	0.30976	0.33362					
	0.29558	0.33170					AVRG		0.31022		4.84892
38 1,1-Dichloropropene	0.25465	0.24833	0.22977	0.24592	0.24663	0.25827					
	0.24013	0.27370					AVRG		0.24967		5.21921

Report Date : 09-Jun-2009 15:40

TestAmerica North Canton

INITIAL CALIBRATION DATA

Start Cal Date : 07-APR-2009 19:22
End Cal Date : 08-JUN-2009 23:25
Quant Method : ISTD
Target Version : 4.14
Integrator : HP RTE
Method file : \\cansvr11\dd\chem\MSV\a3ux8a.i\M90608A-IC.b\8260SUX8.m
Last Edit : 09-Jun-2009 15:10 latat

Compound	5.0000 Level 1	10.0000 Level 2	25.0000 Level 3	50.0000 Level 4	100.0000 Level 5	250.0000 Level 6	Curve	Coefficients b	m1	m2	%RSD or R^2	
	500.0000 Level 7	1000.0000 Level 8										
39 Carbon Tetrachloride	0.23364	0.26493	0.25478	0.28219	0.28425	0.30092						
	0.28591	0.32379					AVRG		0.27880		9.97504	
40 1,2-Dichloroethane	0.44674	0.44317	0.40327	0.40520	0.43199	0.42002						
	0.36907	0.44193					AVRG		0.42018		6.34094	
41 Benzene	0.72645	0.78956	0.78031	0.78560	0.80199	0.80098						
	0.72892	0.83139					AVRG		0.78065		4.63427	
42 Trichloroethene	0.23627	0.21016	0.23674	0.22995	0.23285	0.23375						
	0.21300	0.24454					AVRG		0.22966		5.20470	
43 1,2-Dichloropropane	0.20281	0.25033	0.22277	0.25848	0.25770	0.25907						
	0.22925	0.25901					AVRG		0.24243		8.86689	
44 1,4-Dioxane	0.00220	0.00240	0.00211	0.00222	0.00248	0.00257						
	0.00218	0.00239					AVRG		0.00232		7.08135	<-
45 Dibromomethane	0.12528	0.12567	0.12576	0.12029	0.13151	0.13370						
	0.11462	0.13101					AVRG		0.12598		4.99935	

Report Date : 09-Jun-2009 15:40

TestAmerica North Canton

INITIAL CALIBRATION DATA

Start Cal Date : 07-APR-2009 19:22
End Cal Date : 08-JUN-2009 23:25
Quant Method : ISTD
Target Version : 4.14
Integrator : HP RTE
Method file : \\cansvr11\dd\chem\MSV\a3ux8a.i\M90608A-IC.b\8260SUX8.m
Last Edit : 09-Jun-2009 15:10 latat

Compound	5.0000 Level 1	10.0000 Level 2	25.0000 Level 3	50.0000 Level 4	100.0000 Level 5	250.0000 Level 6	Curve	Coefficients b	m1	m2	%RSD or R^2
	500.0000 Level 7	1000.0000 Level 8									
46 Bromodichloromethane	0.21440	0.27140	0.23477	0.25000	0.25699	0.27453					
	0.24229	0.28465					AVRG		0.25363		9.14122
47 2-Chloroethyl vinyl ether	+++++	0.08467	0.09049	0.10729	0.12041	0.12382					
	0.10471	0.12314					AVRG		0.10779		14.64650
48 cis-1,3-Dichloropropene	0.26123	0.26238	0.26670	0.26864	0.29230	0.30670					
	0.27619	0.32757					AVRG		0.28271		8.50915
49 4-Methyl-2-pentanone	0.30271	0.37847	0.34437	0.39598	0.44258	0.46059					
	0.38817	0.45954					AVRG		0.39655		14.17327
50 Toluene	0.99402	1.06394	1.03395	1.07983	1.08462	1.11519					
	1.03785	1.18995					AVRG		1.07492		5.52483
51 trans-1,3-Dichloropropene	0.33055	0.29765	0.29771	0.32376	0.33879	0.35935					
	0.33923	0.40136					AVRG		0.33605		10.02920
52 Ethyl Methacrylate	+++++	0.26973	0.24080	0.28517	0.31876	0.33165					
	0.30115	0.34896					AVRG		0.29946		12.48774

Report Date : 09-Jun-2009 15:40

TestAmerica North Canton

INITIAL CALIBRATION DATA

Start Cal Date : 07-APR-2009 19:22
End Cal Date : 08-JUN-2009 23:25
Quant Method : ISTD
Target Version : 4.14
Integrator : HP RTE
Method file : \\cansvr11\dd\chem\MSV\a3ux8a.i\M90608A-IC.b\8260SUX8.m
Last Edit : 09-Jun-2009 15:10 latat

Compound	5.0000 Level 1	10.0000 Level 2	25.0000 Level 3	50.0000 Level 4	100.0000 Level 5	250.0000 Level 6	Curve	Coefficients b	m1	m2	%RSD or R^2
	500.0000 Level 7	1000.0000 Level 8									
53 1,1,2-Trichloroethane	0.23946	0.23670	0.24354	0.22505	0.24745	0.24330					
	0.21370	0.24736					AVRG		0.23707		5.01848
54 1,3-Dichloropropane	0.38131	0.35266	0.36194	0.37591	0.40001	0.38519					
	0.35426	0.40932					AVRG		0.37757		5.47784
55 Tetrachloroethene	0.20709	0.20684	0.19306	0.20259	0.22404	0.22191					
	0.20639	0.23593					AVRG		0.21223		6.53106
56 2-Hexanone	0.30561	0.34136	0.31811	0.36038	0.40466	0.39458					
	0.38306	0.46176					AVRG		0.37119		13.71315
57 Dibromochloromethane	0.21543	0.24325	0.25715	0.26135	0.29130	0.30148					
	0.27933	0.32326					AVRG		0.27157		12.66602
58 1,2-Dibromoethane	0.23697	0.24743	0.24103	0.24009	0.25982	0.25524					
	0.22622	0.26052					AVRG		0.24591		4.91198
59 Chlorobenzene	0.85024	0.78839	0.74212	0.79716	0.80625	0.80854					
	0.72956	0.83926					AVRG		0.79519		5.30266

Report Date : 09-Jun-2009 15:40

TestAmerica North Canton

INITIAL CALIBRATION DATA

Start Cal Date : 07-APR-2009 19:22
End Cal Date : 08-JUN-2009 23:25
Quant Method : ISTD
Target Version : 4.14
Integrator : HP RTE
Method file : \\cansvr11\dd\chem\MSV\a3ux8a.i\M90608A-IC.b\8260SUX8.m
Last Edit : 09-Jun-2009 15:10 latat

	Compound	5.0000 Level 1	10.0000 Level 2	25.0000 Level 3	50.0000 Level 4	100.0000 Level 5	250.0000 Level 6	Curve	Coefficients b	m1	m2	%RSD or R^2
		500.0000 Level 7	1000.0000 Level 8									
	60 1,1,1,2-Tetrachloroethane	0.24863	0.28600	0.26654	0.29035	0.30213	0.30826					
		0.29371	0.32640					AVRG		0.29025		8.33488
	61 Ethylbenzene	0.38916	0.38385	0.40727	0.40706	0.43098	0.43382					
		0.40220	0.46051					AVRG		0.41435		6.18784
	62 m + p-Xylene	0.46657	0.44789	0.48073	0.52260	0.54213	0.55021					
		0.51365	0.58245					AVRG		0.51328		8.89296
M	63 Xylenes (total)	0.45850	0.45679	0.48119	0.51480	0.54318	0.55277					
		0.51227	0.58008					AVRG		0.51245		8.76872
	64 Xylene-o	0.44235	0.47457	0.48213	0.49919	0.54527	0.55788					
		0.50950	0.57534					AVRG		0.51078		8.91858
	65 Styrene	0.63784	0.68754	0.76726	0.82994	0.86769	0.90403					
		0.82838	0.94676					AVRG		0.80868		13.05778
	66 Bromoform	+++++	0.13708	0.15235	0.16031	0.17355	0.18494					
		0.16679	0.19678					AVRG		0.16740		11.95914

Report Date : 09-Jun-2009 15:40

TestAmerica North Canton

INITIAL CALIBRATION DATA

Start Cal Date : 07-APR-2009 19:22
End Cal Date : 08-JUN-2009 23:25
Quant Method : ISTD
Target Version : 4.14
Integrator : HP RTE
Method file : \\cansvr11\dd\chem\MSV\a3ux8a.i\M90608A-IC.b\8260SUX8.m
Last Edit : 09-Jun-2009 15:10 latat

Compound	5.0000 Level 1	10.0000 Level 2	25.0000 Level 3	50.0000 Level 4	100.0000 Level 5	250.0000 Level 6	Curve	Coefficients b	m1	m2	%RSD or R^2
	500.0000 Level 7	1000.0000 Level 8									
67 Isopropylbenzene	1.08986	1.19448	1.24448	1.30982	1.36520	1.43962					
	1.35444	1.54926					AVRG		1.31840		10.90179
68 1,1,2,2-Tetrachloroethane	0.46963	0.53841	0.50862	0.54762	0.58515	0.59458					
	0.51122	0.57919					AVRG		0.54180		8.06132
69 1,4-Dichloro-2-butene	0.28587	0.27568	0.29279	0.30833	0.34146	0.35499					
	0.32028	0.38120					AVRG		0.32008		11.47121
70 1,2,3-Trichloropropane	+++++	0.19731	0.18675	0.19046	0.20120	0.20258					
	0.18093	0.20190					AVRG		0.19445		4.37091
71 Bromobenzene	0.66137	0.63885	0.62079	0.64316	0.66939	0.66704					
	0.60412	0.67513					AVRG		0.64748		3.91813
72 n-Propylbenzene	+++++	0.59780	0.62677	0.67076	0.71029	0.74327					
	0.68537	0.75220					AVRG		0.68378		8.38771
73 2-Chlorotoluene	0.59402	0.50402	0.56574	0.64782	0.62925	0.66949					
	0.59652	0.66138					AVRG		0.60853		9.12618

Report Date : 09-Jun-2009 15:40

TestAmerica North Canton

INITIAL CALIBRATION DATA

Start Cal Date : 07-APR-2009 19:22
End Cal Date : 08-JUN-2009 23:25
Quant Method : ISTD
Target Version : 4.14
Integrator : HP RTE
Method file : \\cansvr11\dd\chem\MSV\a3ux8a.i\M90608A-IC.b\8260SUX8.m
Last Edit : 09-Jun-2009 15:10 latat

Compound	5.0000 Level 1	10.0000 Level 2	25.0000 Level 3	50.0000 Level 4	100.0000 Level 5	250.0000 Level 6	Curve	Coefficients b	m1	m2	%RSD or R^2
	500.0000 Level 7	1000.0000 Level 8									
74 1,3,5-Trimethylbenzene	1.69633	1.71368	1.88434	2.04402	2.13566	2.27198					
	2.08459	2.37227					AVRG		2.02536		12.12977
75 4-Chlorotoluene	0.52500	0.58842	0.60570	0.63931	0.67976	0.67038					
	0.60555	0.67116					AVRG		0.62316		8.46028
76 tert-Butylbenzene	1.55355	1.55532	1.59981	1.75918	1.85588	2.00953					
	1.87396	2.08553					AVRG		1.78659		11.48905
77 1,2,4-Trimethylbenzene	1.49524	1.79556	1.88503	2.09887	2.19978	2.33917					
	2.12917	2.41629					AVRG		2.04489		14.88308
78 sec-Butylbenzene	2.11763	2.14730	2.27495	2.44287	2.59711	2.80864					
	2.64455	3.02702					AVRG		2.50751		12.85569
79 4-Isopropyltoluene	+++++	1.65670	1.86357	2.07222	2.23591	2.42216					
	2.22418	2.57156					AVRG		2.14947		14.66403
80 1,3-Dichlorobenzene	1.19949	1.23435	1.13602	1.22520	1.26677	1.31284					
	1.16563	1.32590					AVRG		1.23328		5.41980

Report Date : 09-Jun-2009 15:40

TestAmerica North Canton

INITIAL CALIBRATION DATA

Start Cal Date : 07-APR-2009 19:22
End Cal Date : 08-JUN-2009 23:25
Quant Method : ISTD
Target Version : 4.14
Integrator : HP RTE
Method file : \\cansvr11\dd\chem\MSV\a3ux8a.i\M90608A-IC.b\8260SUX8.m
Last Edit : 09-Jun-2009 15:10 latat

Compound	5.0000 Level 1	10.0000 Level 2	25.0000 Level 3	50.0000 Level 4	100.0000 Level 5	250.0000 Level 6	Curve	Coefficients b	m1	m2	%RSD or R^2
	500.0000 Level 7	1000.0000 Level 8									
81 1,4-Dichlorobenzene	1.44713	1.40996	1.26206	1.30584	1.34024	1.33635					
	1.17385	1.35368					AVRG		1.32864		6.38555
82 n-Butylbenzene	1.44481	1.47265	1.50749	1.64409	1.77089	1.94256					
	1.78754	2.11623					AVRG		1.71078		13.98741
83 1,2-Dichlorobenzene	1.25245	1.22302	1.15276	1.14937	1.21052	1.23736					
	1.08034	1.24987					AVRG		1.19446		5.11608
84 1,2-Dibromo-3-chloropropane	+++++	0.13310	0.10052	0.10927	0.11726	0.13020					
	0.10742	0.13613					AVRG		0.11913		11.82388
85 1,2,4-Trichlorobenzene	0.74237	0.73253	0.64263	0.65826	0.66137	0.67928					
	0.58353	0.73170					AVRG		0.67896		8.03562
86 Hexachlorobutadiene	0.27379	0.27552	0.30114	0.30277	0.28796	0.31296					
	0.26246	0.33161					AVRG		0.29353		7.81278
87 Naphthalene	1.68530	1.77879	1.61853	1.75577	1.94727	2.03770					
	1.72082	2.17693					AVRG		1.84014		10.51632

Report Date : 09-Jun-2009 15:40

TestAmerica North Canton

INITIAL CALIBRATION DATA

Start Cal Date : 07-APR-2009 19:22
End Cal Date : 08-JUN-2009 23:25
Quant Method : ISTD
Target Version : 4.14
Integrator : HP RTE
Method file : \\cansvr11\dd\chem\MSV\a3ux8a.i\M90608A-IC.b\8260SUX8.m
Last Edit : 09-Jun-2009 15:10 latat

Compound	5.0000 Level 1	10.0000 Level 2	25.0000 Level 3	50.0000 Level 4	100.0000 Level 5	250.0000 Level 6	Curve	Coefficients b	m1	m2	%RSD or R^2	
	500.0000 Level 7	1000.0000 Level 8										
88 1,2,3-Trichlorobenzene	0.58373	0.63188	0.57064	0.60928	0.62572	0.62555						
	0.52322	0.64777					AVRG		0.60222		6.78324	
89 Ethyl Ether	+++++	+++++	0.33190	0.30181	0.26192	0.27927						
	0.28845	0.29747					AVRG		0.29347		8.04188	
90 Ethanol	+++++	+++++	+++++	+++++	+++++	+++++						
	+++++	+++++					AVRG		0.000e+000		0.000e+000	<-
91 3-Chloropropene	+++++	+++++	0.12620	0.12750	0.10487	0.11652						
	0.12138	0.12345					AVRG		0.11998		6.96823	
92 Isopropyl Ether	+++++	+++++	0.21652	0.21020	0.17912	0.19928						
	0.21055	0.21933					AVRG		0.20583		7.18672	
93 2-Chloro-1,3-butadiene	+++++	+++++	0.54588	0.52711	0.44805	0.48042						
	0.50412	0.51214					AVRG		0.50295		6.90696	
94 Propionitrile	+++++	+++++	0.05008	0.06382	0.04889	0.05070						
	0.05424	0.05645					AVRG		0.05403		10.30070	

Report Date : 09-Jun-2009 15:40

TestAmerica North Canton

INITIAL CALIBRATION DATA

Start Cal Date : 07-APR-2009 19:22
End Cal Date : 08-JUN-2009 23:25
Quant Method : ISTD
Target Version : 4.14
Integrator : HP RTE
Method file : \\cansvr11\dd\chem\MSV\a3ux8a.i\M90608A-IC.b\8260SUX8.m
Last Edit : 09-Jun-2009 15:10 latat

Compound	5.0000 Level 1	10.0000 Level 2	25.0000 Level 3	50.0000 Level 4	100.0000 Level 5	250.0000 Level 6	Curve	Coefficients b	Coefficients m1	Coefficients m2	%RSD or R^2
	500.0000 Level 7	1000.0000 Level 8									
95 Ethyl Acetate	+++++	+++++	0.40005	0.44079	0.33913	0.36101					
	0.38608	0.41142					AVRG		0.38975		9.30943
96 Methacrylonitrile	+++++	+++++	0.29046	0.30511	0.23789	0.25686					
	0.26354	0.27293					AVRG		0.27113		8.87775
97 Isobutanol	+++++	+++++	0.02139	0.02467	0.01887	0.01922					
	0.02104	0.02321					AVRG		0.02140		10.49314
98 Cyclohexane	0.44636	0.51304	0.48745	0.52178	0.55122	0.58603					
	0.52593	0.58607					AVRG		0.52724		9.02556
99 n-Butanol	+++++	+++++	0.01285	0.01664	0.01363	0.01507					
	0.01626	0.01807					AVRG		0.01542		12.68807
100 Methyl Methacrylate	+++++	+++++	0.40333	0.42515	0.31558	0.35691					
	0.37282	0.39795					AVRG		0.37862		10.31648
101 2-Nitropropane	+++++	+++++	0.08336	0.09074	0.07301	0.08204					
	0.09255	0.10132					AVRG		0.08717		11.27949

Report Date : 09-Jun-2009 15:40

TestAmerica North Canton

INITIAL CALIBRATION DATA

Start Cal Date : 07-APR-2009 19:22
End Cal Date : 08-JUN-2009 23:25
Quant Method : ISTD
Target Version : 4.14
Integrator : HP RTE
Method file : \\cansvr11\dd\chem\MSV\a3ux8a.i\M90608A-IC.b\8260SUX8.m
Last Edit : 09-Jun-2009 15:10 latat

Compound	5.0000 Level 1	10.0000 Level 2	25.0000 Level 3	50.0000 Level 4	100.0000 Level 5	250.0000 Level 6	Curve	Coefficients b	m1	m2	%RSD or R^2	
	500.0000 Level 7	1000.0000 Level 8										
102 Chloropicrin	+++++	+++++	+++++	+++++	+++++	+++++						
	+++++	+++++					AVRG		0.000e+000		0.000e+000	<-
103 Cyclohexanone	+++++	+++++	0.17209	0.23692	0.18246	0.17747						
	0.21335	0.23222					AVRG		0.20242		14.21341	
104 Pentachloroethane	+++++	+++++	+++++	+++++	+++++	+++++						
	+++++	+++++					AVRG		0.000e+000		0.000e+000	<-
105 Benzyl Chloride	+++++	+++++	+++++	+++++	+++++	+++++						
	+++++	+++++					AVRG		0.000e+000		0.000e+000	<-
134 Thiophene	+++++	+++++	+++++	+++++	+++++	+++++						
	+++++	+++++					AVRG		0.000e+000		0.000e+000	<-
135 Crotononitrile(1st Isomer)	+++++	+++++	+++++	+++++	+++++	+++++						
	+++++	+++++					AVRG		0.000e+000		0.000e+000	<-
136 Crotononitrile(2nd Isomer)	+++++	+++++	+++++	+++++	+++++	+++++						
	+++++	+++++					AVRG		0.000e+000		0.000e+000	<-

Report Date : 09-Jun-2009 15:40

TestAmerica North Canton

INITIAL CALIBRATION DATA

Start Cal Date : 07-APR-2009 19:22
End Cal Date : 08-JUN-2009 23:25
Quant Method : ISTD
Target Version : 4.14
Integrator : HP RTE
Method file : \\cansvr11\dd\chem\MSV\a3ux8a.i\M90608A-IC.b\8260SUX8.m
Last Edit : 09-Jun-2009 15:10 latat

Compound	5.0000 Level 1	10.0000 Level 2	25.0000 Level 3	50.0000 Level 4	100.0000 Level 5	250.0000 Level 6	Curve	Coefficients b	m1	m2	%RSD or R^2	
	500.0000 Level 7	1000.0000 Level 8										
M 137 Total Crotononitrile	+++++	+++++	+++++	+++++	+++++	+++++						
	+++++	+++++					AVRG		0.000e+000		0.000e+000	<-
138 Paraldehyde	+++++	+++++	+++++	+++++	+++++	+++++						
	+++++	+++++					AVRG		0.000e+000		0.000e+000	<-
139 3,3,5-Trimethylcyclohexanone	+++++	+++++	+++++	+++++	+++++	+++++						
	+++++	+++++					AVRG		0.000e+000		0.000e+000	<-
140 1-Chlorohexane	+++++	+++++	+++++	+++++	+++++	+++++						
	+++++	+++++					AVRG		0.000e+000		0.000e+000	<-
141 1,3,5-Trichlorobenzene	0.70843	0.77588	0.70702	0.73313	0.75120	0.77138						
	0.67352	0.82474					AVRG		0.74316		6.44311	
143 Methyl Acetate	0.32611	0.32875	0.31621	0.31448	0.35087	0.34178						
	0.29339	0.33311					AVRG		0.32559		5.46505	
144 Methylcyclohexane	0.33528	0.33514	0.32195	0.33045	0.34852	0.38565						
	0.34872	0.39154					AVRG		0.34966		7.33582	

Report Date : 09-Jun-2009 15:40

TestAmerica North Canton

INITIAL CALIBRATION DATA

Start Cal Date : 07-APR-2009 19:22
End Cal Date : 08-JUN-2009 23:25
Quant Method : ISTD
Target Version : 4.14
Integrator : HP RTE
Method file : \\cansvr11\dd\chem\MSV\a3ux8a.i\M90608A-IC.b\8260SUX8.m
Last Edit : 09-Jun-2009 15:10 latat

Compound	5.0000 Level 1	10.0000 Level 2	25.0000 Level 3	50.0000 Level 4	100.0000 Level 5	250.0000 Level 6	500.0000 Level 7	1000.0000 Level 8	Curve	Coefficients b	Coefficients m1	Coefficients m2	%RSD or R^2	
145 Dimethoxymethane	+++++	+++++	+++++	+++++	+++++	+++++	+++++	+++++	AVRG		0.000e+000		0.000e+000	<-
146 2-Methylnaphthalene	+++++	+++++	1.09639	1.17832	1.15417	1.10678	1.22664	1.27086	AVRG		1.17219		5.79690	
147 Ethyl Acrylate	+++++	+++++	+++++	+++++	+++++	+++++	+++++	+++++	AVRG		0.000e+000		0.000e+000	<-
148 n-Butyl Acrylate	+++++	+++++	+++++	+++++	+++++	+++++	+++++	+++++	AVRG		0.000e+000		0.000e+000	<-
149 1,2:3,4-Diepoxybutane	+++++	+++++	+++++	+++++	+++++	+++++	+++++	+++++	AVRG		0.000e+000		0.000e+000	<-
150 Bromoacetone	+++++	+++++	+++++	+++++	+++++	+++++	+++++	+++++	AVRG		0.000e+000		0.000e+000	<-
151 Allyl Alcohol	+++++	+++++	+++++	+++++	+++++	+++++	+++++	+++++	AVRG		0.000e+000		0.000e+000	<-

Report Date : 09-Jun-2009 15:40

TestAmerica North Canton

INITIAL CALIBRATION DATA

Start Cal Date : 07-APR-2009 19:22
End Cal Date : 08-JUN-2009 23:25
Quant Method : ISTD
Target Version : 4.14
Integrator : HP RTE
Method file : \\cansvr11\dd\chem\MSV\a3ux8a.i\M90608A-IC.b\8260SUX8.m
Last Edit : 09-Jun-2009 15:10 latat

Compound	5.0000 Level 1	10.0000 Level 2	25.0000 Level 3	50.0000 Level 4	100.0000 Level 5	250.0000 Level 6	500.0000 Level 7	1000.0000 Level 8	Curve	Coefficients b	Coefficients m1	Coefficients m2	%RSD or R^2	
152 Acenaphthylene	+++++	+++++	+++++	+++++	+++++	+++++	+++++	+++++	AVRG		0.000e+000		0.000e+000	<-
153 Vinyl Acetate-86	+++++	+++++	0.02997	0.03718	0.04132	0.04355	0.03982	0.04647	AVRG		0.03972		14.43261	
154 1,3-Butadiene	+++++	+++++	+++++	+++++	+++++	+++++	+++++	+++++	AVRG		0.000e+000		0.000e+000	<-
155 tert-Butyl Ethyl ether	+++++	+++++	1.05389	1.06833	0.88090	0.96853	1.02738	1.04879	AVRG		1.00797		7.08450	
156 tert-Amyl Methyl ether	+++++	+++++	0.60309	0.62138	0.51180	0.56553	0.60694	0.62923	AVRG		0.58966		7.46781	
157 1,2,3-Trimethylbenzene	+++++	+++++	2.54404	2.49220	2.11217	2.29815	2.45059	2.61506	AVRG		2.41870		7.60506	
$ 4 Dibromofluoromethane	0.20174	0.22259	0.21982	0.21211	0.21320	0.21369	0.19900	0.21054	AVRG		0.21159		3.80009	

Report Date : 09-Jun-2009 15:40

TestAmerica North Canton

INITIAL CALIBRATION DATA

Start Cal Date : 07-APR-2009 19:22
End Cal Date : 08-JUN-2009 23:25
Quant Method : ISTD
Target Version : 4.14
Integrator : HP RTE
Method file : \\cansvr11\dd\chem\MSV\a3ux8a.i\M90608A-IC.b\8260SUX8.m
Last Edit : 09-Jun-2009 15:10 latat

Compound	5.0000 Level 1	10.0000 Level 2	25.0000 Level 3	50.0000 Level 4	100.0000 Level 5	250.0000 Level 6	Curve	Coefficients b	m1	m2	%RSD or R^2
	500.0000 Level 7	1000.0000 Level 8									
$ 5 1,2-Dichloroethane-d4	0.33184	0.33755	0.31657	0.31832	0.29696	0.30550					
	0.28736	0.31164					AVRG		0.31322		5.35755
$ 6 Toluene-d8	0.82374	0.77223	0.73048	0.74171	0.74157	0.75529					
	0.73910	0.78733					AVRG		0.76143		4.13751
$ 7 Bromofluorobenzene	0.45285	0.43171	0.40234	0.39695	0.40366	0.39332					
	0.37018	0.39691					AVRG		0.40599		6.23340

5A

VOLATILE ORGANIC GC/MS TUNING AND MASS CALIBRATION - BROMOFLUOROBENZENE (BFB)

Lab Name: NORTH CANTON Contract:

Lab Code: TALCAN Case No.: SAS No.: SDG No.: 9F11135

Lab File ID: BFB8906 BFB Injection Date: 06/19/09

Instrument ID: A3UX8A BFB Injection Time: 1617

Matrix: (soil/water) SOIL Level: (low/med) LOW Column: (pack/cap) CAP

m/e	ION ABUNDANCE CRITERIA	% RELATIVE ABUNDANCE
50	15.0 - 40.0% of mass 95	33.4
75	30.0 - 60.0% of mass 95	48.1
95	Base Peak, 100% relative abundance	100.0
96	5.0 - 9.0% of mass 95	7.0
173	Less than 2.0% of mass 174	0.0 (0.0)1
174	50.0 - 100.0% of mass 95	86.4
175	5.0 - 9.0% of mass 174	6.1 (7.0)1
176	Greater than 95.0%, but less than 101.0% of mass 174	83.6 (96.7)1
177	5.0 - 9.0% of mass 176	5.0 (6.0)2

1-Value is % of mass 174 2-Value is % of mass 176

THIS TUNE APPLIES TO THE FOLLOWING SAMPLES, MS, MSD, BLANKS, AND STANDARDS:

	EPA SAMPLE NO.	LAB SAMPLE ID	LAB FILE ID	DATE ANALYZED	TIME ANALYZED
01	VSTD050	250NG-CC	UX87966	06/19/09	1658
02	VSTD050	250NG-A9CC	UX87967	06/19/09	1720
03	LFE0T-CHK	LFE0T1AC	UX87968	06/19/09	1741
04	LFE0T-CKDUP	LFE0T1AD	UX87969	06/19/09	1802
05	LFE0T-BLK	LFE0T1AA	UX87970	06/19/09	1825
06	ILSD-4	LEN871AE	UX87971	06/19/09	1847
07	ILSD-8	LEN9T1AH	UX87972	06/19/09	1908
08	ILSD-12	LEN9W1AH	UX87973	06/19/09	1929
09	ILSD-14D	LEN901AH	UX87975	06/19/09	2012
10	ILSD-15	LETN81AJ	UX87977	06/19/09	2055
11	ILSD-15	LETN81AK	UX87978	06/19/09	2116
12	ILSD-15	LETN81AL	UX87979	06/19/09	2137
13	ILSD-16	LETQD1AH	UX87980	06/19/09	2158
14	ILSD-11	LETQE1AE	UX87981	06/19/09	2220
15	ILSD-10	LETQK1AH	UX87982	06/19/09	2241
16	ILSD-20	LETQL1AH	UX87983	06/19/09	2303
17	MHSD-7A	LETQX1AH	UX87987	06/20/09	0028
18	ILSD-14	LEN9X1AH	UX87994	06/20/09	0256
19					
20					
21					
22					

Data File: \\cansvr11\dd\chem\MSV\a3ux8a.i\M90619A.b\UX87966.D
Report Date: 19-Jun-2009 18:26

TestAmerica North Canton

CONTINUING CALIBRATION COMPOUNDS

Instrument ID: a3ux8a.i Injection Date: 19-JUN-2009 16:58
Lab File ID: UX87966.D Init. Cal. Date(s): 07-APR-2009 08-JUN-2009
Analysis Type: SOIL Init. Cal. Times: 19:22 23:25
Lab Sample ID: 250NG-CC Quant Type: ISTD
Method: \\cansvr11\dd\chem\MSV\a3ux8a.i\M90619A.b\8260SUX8.m

COMPOUND	RRF / AMOUNT	RF250	CCAL RRF250	MIN RRF	%D / %DRIFT	MAX %D / %DRIFT	CURVE TYPE	
$ 4 Dibromofluoromethane	0.21159	0.21115	0.21115	0.010	0.20469	50.00000	Averaged	
$ 5 1,2-Dichloroethane-d4	0.31322	0.26956	0.26956	0.010	13.93957	50.00000	Averaged	
$ 6 Toluene-d8	0.76143	0.79470	0.79470	0.010	-4.36883	50.00000	Averaged	
$ 7 Bromofluorobenzene	0.40599	0.37453	0.37453	0.010	7.74891	50.00000	Averaged	
8 Dichlorodifluoromethane	0.16888	0.16242	0.16242	0.010	3.82572	50.00000	Averaged	
9 Chloromethane	0.39805	0.41299	0.41299	0.100	-3.75406	50.00000	Averaged	
10 Vinyl Chloride	0.29050	0.30062	0.30062	0.010	-3.48202	20.00000	Averaged	
11 Bromomethane	0.11369	0.12860	0.12860	0.010	-13.11156	50.00000	Averaged	
12 Chloroethane	0.14121	0.15510	0.15510	0.010	-9.83824	50.00000	Averaged	
13 Trichlorofluoromethane	0.24214	0.27807	0.27807	0.010	-14.83887	50.00000	Averaged	
15 Acrolein	0.07252	0.05269	0.05269	0.010	27.35291	50.00000	Averaged	
16 Acetone	500	339	0.12762	0.010	32.21138	0.000e+000	Quadratic	
17 1,1-Dichloroethene	0.17351	0.19007	0.19007	0.010	-9.54160	20.00000	Averaged	
18 Freon-113	0.14304	0.14548	0.14548	0.010	-1.71142	50.00000	Averaged	
19 Iodomethane	0.33115	0.37027	0.37027	0.010	-11.81356	50.00000	Averaged	
20 Carbon Disulfide	0.51344	0.56099	0.56099	0.010	-9.25982	50.00000	Averaged	
21 Methylene Chloride	250	239	0.21499	0.010	4.25874	0.000e+000	Wt Linear	
22 Acetonitrile	0.05794	0.05364	0.05364	0.010	7.42908	50.00000	Averaged	
23 Acrylonitrile	0.14644	0.13522	0.13522	0.010	7.66444	50.00000	Averaged	
24 Methyl tert-butyl ether	0.61251	0.58477	0.58477	0.010	4.52882	50.00000	Averaged	
25 trans-1,2-Dichloroethene	0.20849	0.22219	0.22219	0.010	-6.57211	50.00000	Averaged	
26 Hexane	0.04893	0.04907	0.04907	0.010	-0.27182	20.00000	Averaged	
27 Vinyl acetate	0.74843	0.57175	0.57175	0.010	23.60680	50.00000	Averaged	
28 1,1-Dichloroethane	0.46239	0.44665	0.44665	0.100	3.40242	50.00000	Averaged	
29 tert-Butyl Alcohol	0.02908	0.02672	0.02672	0.010	8.11467	50.00000	Averaged	
30 2-Butanone	0.23499	0.18032	0.18032	0.010	23.26702	50.00000	Averaged	
M 31 1,2-Dichloroethene (total)	0.22186	0.23260	0.23260	0.010	-4.84247	50.00000	Averaged	
32 cis-1,2-dichloroethene	0.23523	0.24301	0.24301	0.010	-3.30943	50.00000	Averaged	
33 2,2-Dichloropropane	0.19224	0.20664	0.20664	0.010	-7.49005	50.00000	Averaged	
34 Bromochloromethane	0.13173	0.13276	0.13276	0.010	-0.77851	50.00000	Averaged	
35 Chloroform	0.36231	0.34208	0.34208	0.010	5.58229	20.00000	Averaged	
36 Tetrahydrofuran	0.14318	0.11813	0.11813	0.010	17.49838	50.00000	Averaged	
37 1,1,1-Trichloroethane	0.31022	0.31060	0.31060	0.010	-0.12413	50.00000	Averaged	
38 1,1-Dichloropropene	0.24967	0.25186	0.25186	0.010	-0.87431	50.00000	Averaged	
39 Carbon Tetrachloride	0.27880	0.28171	0.28171	0.010	-1.04401	50.00000	Averaged	
40 1,2-Dichloroethane	0.42018	0.35736	0.35736	0.010	14.94908	50.00000	Averaged	
41 Benzene	0.78065	0.75195	0.75195	0.010	3.67681	50.00000	Averaged	
42 Trichloroethene	0.22966	0.24118	0.24118	0.010	-5.01909	50.00000	Averaged	
43 1,2-Dichloropropane	0.24243	0.23466	0.23466	0.010	3.20512	20.00000	Averaged	
44 1,4-Dioxane	0.00232	0.00211	0.00211	0.010	9.09278	50.00000	Averaged	<-
45 Dibromomethane	0.12598	0.11430	0.11430	0.010	9.27408	50.00000	Averaged	
46 Bromodichloromethane	0.25363	0.24550	0.24550	0.010	3.20519	50.00000	Averaged	
47 2-Chloroethyl vinyl ether	0.10779	0.08668	0.08668	0.010	19.58812	50.00000	Averaged	

Data File: \\cansvr11\dd\chem\MSV\a3ux8a.i\M90619A.b\UX87966.D
Report Date: 19-Jun-2009 18:26

TestAmerica North Canton

CONTINUING CALIBRATION COMPOUNDS

Instrument ID: a3ux8a.i Injection Date: 19-JUN-2009 16:58
Lab File ID: UX87966.D Init. Cal. Date(s): 07-APR-2009 08-JUN-2009
Analysis Type: SOIL Init. Cal. Times: 19:22 23:25
Lab Sample ID: 250NG-CC Quant Type: ISTD
Method: \\cansvr11\dd\chem\MSV\a3ux8a.i\M90619A.b\8260SUX8.m

COMPOUND	RRF / AMOUNT	RF250	CCAL RRF250	MIN RRF	%D / %DRIFT	MAX %D / %DRIFT	CURVE TYPE
48 cis-1,3-Dichloropropene	0.28271	0.27898	0.27898	0.010	1.31956	50.00000	Averaged
49 4-Methyl-2-pentanone	0.39655	0.34426	0.34426	0.010	13.18621	50.00000	Averaged
50 Toluene	1.07492	1.06216	1.06216	0.010	1.18732	20.00000	Averaged
51 trans-1,3-Dichloropropene	0.33605	0.31626	0.31626	0.010	5.88874	50.00000	Averaged
52 Ethyl Methacrylate	0.29946	0.28392	0.28392	0.010	5.18744	50.00000	Averaged
53 1,1,2-Trichloroethane	0.23707	0.22482	0.22482	0.010	5.16763	50.00000	Averaged
54 1,3-Dichloropropane	0.37757	0.34915	0.34915	0.010	7.52838	50.00000	Averaged
55 Tetrachloroethene	0.21223	0.22264	0.22264	0.010	-4.90328	50.00000	Averaged
56 2-Hexanone	0.37119	0.28607	0.28607	0.010	22.93131	50.00000	Averaged
57 Dibromochloromethane	0.27157	0.26780	0.26780	0.010	1.38613	50.00000	Averaged
58 1,2-Dibromoethane	0.24591	0.23010	0.23010	0.010	6.43295	50.00000	Averaged
59 Chlorobenzene	0.79519	0.77461	0.77461	0.300	2.58770	50.00000	Averaged
60 1,1,1,2-Tetrachloroethane	0.29025	0.30664	0.30664	0.010	-5.64468	50.00000	Averaged
61 Ethylbenzene	0.41435	0.41318	0.41318	0.010	0.28422	20.00000	Averaged
62 m + p-Xylene	0.51328	0.52500	0.52500	0.010	-2.28378	50.00000	Averaged
M 63 Xylenes (total)	0.51245	0.52661	0.52661	0.010	-2.76409	50.00000	Averaged
64 Xylene-o	0.51078	0.52983	0.52983	0.010	-3.72943	50.00000	Averaged
65 Styrene	0.80868	0.85720	0.85720	0.010	-5.99970	50.00000	Averaged
66 Bromoform	0.16740	0.16829	0.16829	0.100	-0.53090	50.00000	Averaged
67 Isopropylbenzene	1.31840	1.37740	1.37740	0.010	-4.47579	50.00000	Averaged
68 1,1,2,2-Tetrachloroethane	0.54180	0.49992	0.49992	0.300	7.73095	50.00000	Averaged
69 1,4-Dichloro-2-butene	0.32008	0.28920	0.28920	0.010	9.64789	50.00000	Averaged
70 1,2,3-Trichloropropane	0.19445	0.17399	0.17399	0.010	10.51782	50.00000	Averaged
71 Bromobenzene	0.64748	0.62928	0.62928	0.010	2.81103	50.00000	Averaged
72 n-Propylbenzene	0.68378	0.69481	0.69481	0.010	-1.61335	50.00000	Averaged
73 2-Chlorotoluene	0.60853	0.62203	0.62203	0.010	-2.21794	50.00000	Averaged
74 1,3,5-Trimethylbenzene	2.02536	2.09618	2.09618	0.010	-3.49665	50.00000	Averaged
75 4-Chlorotoluene	0.62316	0.64221	0.64221	0.010	-3.05744	50.00000	Averaged
76 tert-Butylbenzene	1.78659	1.88763	1.88763	0.010	-5.65500	50.00000	Averaged
77 1,2,4-Trimethylbenzene	2.04489	2.14345	2.14345	0.010	-4.81998	50.00000	Averaged
78 sec-Butylbenzene	2.50751	2.62933	2.62933	0.010	-4.85809	50.00000	Averaged
79 4-Isopropyltoluene	2.14947	2.25292	2.25292	0.010	-4.81291	50.00000	Averaged
80 1,3-Dichlorobenzene	1.23328	1.23724	1.23724	0.010	-0.32126	50.00000	Averaged
81 1,4-Dichlorobenzene	1.32864	1.28557	1.28557	0.010	3.24141	50.00000	Averaged
82 n-Butylbenzene	1.71078	1.76581	1.76581	0.010	-3.21640	50.00000	Averaged
83 1,2-Dichlorobenzene	1.19446	1.17704	1.17704	0.010	1.45851	50.00000	Averaged
84 1,2-Dibromo-3-chloropropane	0.11913	0.11085	0.11085	0.010	6.94589	50.00000	Averaged
85 1,2,4-Trichlorobenzene	0.67896	0.66541	0.66541	0.010	1.99486	50.00000	Averaged
86 Hexachlorobutadiene	0.29353	0.29301	0.29301	0.010	0.17537	50.00000	Averaged
87 Naphthalene	1.84014	1.79952	1.79952	0.010	2.20712	50.00000	Averaged
88 1,2,3-Trichlorobenzene	0.60222	0.59638	0.59638	0.010	0.97093	50.00000	Averaged
98 Cyclohexane	0.52724	0.64047	0.64047	0.010	-21.47641	50.00000	Averaged
143 Methyl Acetate	0.32559	0.32942	0.32942	0.010	-1.17736	50.00000	Averaged

Data File: \\cansvr11\dd\chem\MSV\a3ux8a.i\M90619A.b\UX87966.D
Report Date: 19-Jun-2009 18:26

TestAmerica North Canton

CONTINUING CALIBRATION COMPOUNDS

Instrument ID: a3ux8a.i Injection Date: 19-JUN-2009 16:58
Lab File ID: UX87966.D Init. Cal. Date(s): 07-APR-2009 08-JUN-2009
Analysis Type: SOIL Init. Cal. Times: 19:22 23:25
Lab Sample ID: 250NG-CC Quant Type: ISTD
Method: \\cansvr11\dd\chem\MSV\a3ux8a.i\M90619A.b\8260SUX8.m

COMPOUND	RRF / AMOUNT	RF250	CCAL RRF250	MIN RRF	%D / %DRIFT	MAX %D / %DRIFT	CURVE TYPE
144 Methylcyclohexane	0.34966	0.42726	0.42726	0.010	-22.19570	50.00000	Averaged
141 1,3,5-Trichlorobenzene	0.74316	0.77063	0.77063	0.010	-3.69549	50.00000	Averaged
153 Vinyl Acetate-86	X 0.03972	0.03500	0.03500	0.010	11.87086	50.00000	Averaged

Data File: \\cansvr11\dd\chem\MSV\a3ux8a.i\M90619A.b\UX87967.D
Report Date: 19-Jun-2009 18:26

TestAmerica North Canton

CONTINUING CALIBRATION COMPOUNDS

Instrument ID: a3ux8a.i Injection Date: 19-JUN-2009 17:20
Lab File ID: UX87967.D Init. Cal. Date(s): 07-APR-2009 08-JUN-2009
Analysis Type: SOIL Init. Cal. Times: 19:22 23:25
Lab Sample ID: 250NG-A9CC Quant Type: ISTD
Method: \\cansvr11\dd\chem\MSV\a3ux8a.i\M90619A.b\8260SUX8.m

COMPOUND	RRF / AMOUNT	RF250	CCAL RRF250	MIN RRF	%D / %DRIFT	MAX %D / %DRIFT	CURVE TYPE
114 Dichlorofluoromethane	0.32979	0.34335	0.34335	0.010	-4.11054	50.00000	Averaged
89 Ethyl Ether	0.29347	0.28186	0.28186	0.010	3.95601	50.00000	Averaged
91 3-Chloropropene	0.11998	0.11260	0.11260	0.010	6.15777	50.00000	Averaged
92 Isopropyl Ether	0.20583	0.21149	0.21149	0.010	-2.74884	50.00000	Averaged
93 2-Chloro-1,3-butadiene	0.50295	0.47910	0.47910	0.010	4.74276	50.00000	Averaged
94 Propionitrile	0.05403	0.05391	0.05391	0.010	0.21622	50.00000	Averaged
95 Ethyl Acetate	0.38975	0.35473	0.35473	0.010	8.98484	50.00000	Averaged
96 Methacrylonitrile	0.27113	0.25764	0.25764	0.010	4.97499	50.00000	Averaged
97 Isobutanol	0.02140	0.01819	0.01819	0.010	15.00852	50.00000	Averaged
99 n-Butanol	0.01542	0.01186	0.01186	0.010	23.06716	50.00000	Averaged
100 Methyl Methacrylate	0.37862	0.31381	0.31381	0.010	17.11811	50.00000	Averaged
101 2-Nitropropane	0.08717	0.08347	0.08347	0.010	4.24968	50.00000	Averaged
146 2-Methylnaphthalene	1.17219	1.02572	1.02572	0.010	12.49542	50.00000	Averaged
103 Cyclohexanone	0.20242	0.20953	0.20953	0.010	-3.51162	50.00000	Averaged
155 tert-Butyl Ethyl ether	1.00797	0.91864	0.91864	0.010	8.86275	50.00000	Averaged
156 tert-Amyl Methyl ether	0.58966	0.57076	0.57076	0.010	3.20538	50.00000	Averaged
157 1,2,3-Trimethylbenzene	2.41870	2.18522	2.18522	0.010	9.65341	50.00000	Averaged

5A

VOLATILE ORGANIC GC/MS TUNING AND MASS CALIBRATION - BROMOFLUOROBENZENE (BFB)

Lab Name: NORTH CANTON Contract:

Lab Code: TALCAN Case No.: SAS No.: SDG No.: 9F11135

Lab File ID: BFB8907 BFB Injection Date: 06/22/09

Instrument ID: A3UX8A BFB Injection Time: 1925

Matrix: (soil/water) SOIL Level: (low/med) LOW Column: (pack/cap) CAP

m/e	ION ABUNDANCE CRITERIA	% RELATIVE ABUNDANCE
50	15.0 - 40.0% of mass 95	28.7
75	30.0 - 60.0% of mass 95	43.7
95	Base Peak, 100% relative abundance	100.0
96	5.0 - 9.0% of mass 95	7.2
173	Less than 2.0% of mass 174	0.0 (0.0)1
174	50.0 - 100.0% of mass 95	79.6
175	5.0 - 9.0% of mass 174	6.1 (7.6)1
176	Greater than 95.0%, but less than 101.0% of mass 174	77.6 (97.6)1
177	5.0 - 9.0% of mass 176	4.9 (6.4)2

1-Value is % of mass 174 2-Value is % of mass 176

THIS TUNE APPLIES TO THE FOLLOWING SAMPLES, MS, MSD, BLANKS, AND STANDARDS:

	EPA SAMPLE NO.	LAB SAMPLE ID	LAB FILE ID	DATE ANALYZED	TIME ANALYZED
01	VSTD050	250NG-A9CC	UX87998	06/22/09	2028
02	VSTD050	250NG-CC	UX87999	06/22/09	2050
03	LFHDX-CHK	LFHDX1AC	UX88000	06/22/09	2111
04	LFHDX-CKDUP	LFHDX1AD	UX88001	06/22/09	2133
05	LFHDX-BLK	LFHDX1AA	UX88002	06/22/09	2154
06	ILSD-19	LETQV1AH	UX88004	06/22/09	2244
07	ILSD-7	LETQ51AH	UX88005	06/22/09	2306
08	ILSD-18	LETQN1AQ	UX88006	06/22/09	2327
09	MHSD-7	LETQ21AH	UX88008	06/23/09	0010
10					
11					
12					
13					
14					
15					
16					
17					
18					
19					
20					
21					
22					

Data File: \\cansvr11\dd\chem\MSV\a3ux8a.i\M90622A.b\UX87999.D
Report Date: 22-Jun-2009 21:09

TestAmerica North Canton

CONTINUING CALIBRATION COMPOUNDS

Instrument ID: a3ux8a.i Injection Date: 22-JUN-2009 20:50
Lab File ID: UX87999.D Init. Cal. Date(s): 07-APR-2009 08-JUN-2009
Analysis Type: SOIL Init. Cal. Times: 19:22 23:25
Lab Sample ID: 250NG-CC Quant Type: ISTD
Method: \\cansvr11\dd\chem\MSV\a3ux8a.i\M90622A.b\8260SUX8.m

COMPOUND	RRF / AMOUNT	RF250	CCAL RRF250	MIN RRF	%D / %DRIFT	MAX %D / %DRIFT	CURVE TYPE	
$ 4 Dibromofluoromethane	0.21159	0.18019	0.18019	0.010	14.83723	50.00000	Averaged	
$ 5 1,2-Dichloroethane-d4	0.31322	0.21604	0.21604	0.010	31.02646	50.00000	Averaged	
$ 6 Toluene-d8	0.76143	0.70035	0.70035	0.010	8.02233	50.00000	Averaged	
$ 7 Bromofluorobenzene	0.40599	0.32592	0.32592	0.010	19.72224	50.00000	Averaged	
8 Dichlorodifluoromethane	0.16888	0.12698	0.12698	0.010	24.81035	50.00000	Averaged	
9 Chloromethane	0.39805	0.33741	0.33741	0.100	15.23353	50.00000	Averaged	
10 Vinyl Chloride	0.29050	0.25003	0.25003	0.010	13.93104	20.00000	Averaged	
11 Bromomethane	0.11369	0.09924	0.09924	0.010	12.71175	50.00000	Averaged	
12 Chloroethane	0.14121	0.12346	0.12346	0.010	12.56774	50.00000	Averaged	
13 Trichlorofluoromethane	0.24214	0.21439	0.21439	0.010	11.46028	50.00000	Averaged	
15 Acrolein	0.07252	0.03756	0.03756	0.010	48.20754	50.00000	Averaged	
16 Acetone	500	271	0.10187	0.010	45.84469	0.000e+000	Quadratic	
17 1,1-Dichloroethene	0.17351	0.17369	0.17369	0.010	-0.09876	20.00000	Averaged	
18 Freon-113	0.14304	0.12449	0.12449	0.010	12.96403	50.00000	Averaged	
19 Iodomethane	0.33115	0.31321	0.31321	0.010	5.41718	50.00000	Averaged	
20 Carbon Disulfide	0.51344	0.49344	0.49344	0.010	3.89609	50.00000	Averaged	
21 Methylene Chloride	250	204	0.18576	0.010	18.27591	0.000e+000	Wt Linear	
22 Acetonitrile	0.05794	0.04263	0.04263	0.010	26.42814	50.00000	Averaged	
23 Acrylonitrile	0.14644	0.10896	0.10896	0.010	25.59275	50.00000	Averaged	
24 Methyl tert-butyl ether	0.61251	0.50272	0.50272	0.010	17.92493	50.00000	Averaged	
25 trans-1,2-Dichloroethene	0.20849	0.19455	0.19455	0.010	6.68362	50.00000	Averaged	
26 Hexane	0.04893	0.04769	0.04769	0.010	2.54444	20.00000	Averaged	
27 Vinyl acetate	0.74843	0.42314	0.42314	0.010	43.46334	50.00000	Averaged	
28 1,1-Dichloroethane	0.46239	0.39999	0.39999	0.100	13.49374	50.00000	Averaged	
29 tert-Butyl Alcohol	0.02908	0.02391	0.02391	0.010	17.76367	50.00000	Averaged	
30 2-Butanone	0.23499	0.15526	0.15526	0.010	33.92960	50.00000	Averaged	
M 31 1,2-Dichloroethene (total)	0.22186	0.20240	0.20240	0.010	8.77161	50.00000	Averaged	
32 cis-1,2-dichloroethene	0.23523	0.21024	0.21024	0.010	10.62242	50.00000	Averaged	
33 2,2-Dichloropropane	0.19224	0.16201	0.16201	0.010	15.72459	50.00000	Averaged	
34 Bromochloromethane	0.13173	0.11155	0.11155	0.010	15.32201	50.00000	Averaged	
35 Chloroform	0.36231	0.29390	0.29390	0.010	18.88137	20.00000	Averaged	
36 Tetrahydrofuran	0.14318	0.10248	0.10248	0.010	28.42668	50.00000	Averaged	
37 1,1,1-Trichloroethane	0.31022	0.26066	0.26066	0.010	15.97540	50.00000	Averaged	
38 1,1-Dichloropropene	0.24967	0.22460	0.22460	0.010	10.04406	50.00000	Averaged	
39 Carbon Tetrachloride	0.27880	0.23597	0.23597	0.010	15.36152	50.00000	Averaged	
40 1,2-Dichloroethane	0.42018	0.30226	0.30226	0.010	28.06411	50.00000	Averaged	
41 Benzene	0.78065	0.69368	0.69368	0.010	11.14052	50.00000	Averaged	
42 Trichloroethene	0.22966	0.22234	0.22234	0.010	3.18695	50.00000	Averaged	
43 1,2-Dichloropropane	0.24243	0.21494	0.21494	0.010	11.33753	20.00000	Averaged	
44 1,4-Dioxane	0.00232	0.00204	0.00204	0.010	11.96411	50.00000	Averaged	<-
45 Dibromomethane	0.12598	0.09962	0.09962	0.010	20.92258	50.00000	Averaged	
46 Bromodichloromethane	0.25363	0.21193	0.21193	0.010	16.44018	50.00000	Averaged	
47 2-Chloroethyl vinyl ether	0.10779	0.08553	0.08553	0.010	20.64777	50.00000	Averaged	

Data File: \\cansvr11\dd\chem\MSV\a3ux8a.i\M90622A.b\UX87999.D
Report Date: 22-Jun-2009 21:09

TestAmerica North Canton

CONTINUING CALIBRATION COMPOUNDS

Instrument ID: a3ux8a.i Injection Date: 22-JUN-2009 20:50
Lab File ID: UX87999.D Init. Cal. Date(s): 07-APR-2009 08-JUN-2009
Analysis Type: SOIL Init. Cal. Times: 19:22 23:25
Lab Sample ID: 250NG-CC Quant Type: ISTD
Method: \\cansvr11\dd\chem\MSV\a3ux8a.i\M90622A.b\8260SUX8.m

COMPOUND	RRF / AMOUNT	RF250	CCAL RRF250	MIN RRF	%D / %DRIFT	MAX %D / %DRIFT	CURVE TYPE
48 cis-1,3-Dichloropropene	0.28271	0.25553	0.25553	0.010	9.61393	50.00000	Averaged
49 4-Methyl-2-pentanone	0.39655	0.28409	0.28409	0.010	28.35867	50.00000	Averaged
50 Toluene	1.07492	0.96371	0.96371	0.010	10.34570	20.00000	Averaged
51 trans-1,3-Dichloropropene	0.33605	0.28315	0.28315	0.010	15.74269	50.00000	Averaged
52 Ethyl Methacrylate	0.29946	0.25279	0.25279	0.010	15.58475	50.00000	Averaged
53 1,1,2-Trichloroethane	0.23707	0.19097	0.19097	0.010	19.44797	50.00000	Averaged
54 1,3-Dichloropropane	0.37757	0.30980	0.30980	0.010	17.95032	50.00000	Averaged
55 Tetrachloroethene	0.21223	0.19889	0.19889	0.010	6.28875	50.00000	Averaged
56 2-Hexanone	0.37119	0.24721	0.24721	0.010	33.40137	50.00000	Averaged
57 Dibromochloromethane	0.27157	0.23218	0.23218	0.010	14.50433	50.00000	Averaged
58 1,2-Dibromoethane	0.24591	0.19797	0.19797	0.010	19.49507	50.00000	Averaged
59 Chlorobenzene	0.79519	0.67021	0.67021	0.300	15.71682	50.00000	Averaged
60 1,1,1,2-Tetrachloroethane	0.29025	0.25417	0.25417	0.010	12.43225	50.00000	Averaged
61 Ethylbenzene	0.41435	0.37306	0.37306	0.010	9.96716	20.00000	Averaged
62 m + p-Xylene	0.51328	0.46170	0.46170	0.010	10.04865	50.00000	Averaged
M 63 Xylenes (total)	0.51245	0.46036	0.46036	0.010	10.16345	50.00000	Averaged
64 Xylene-o	0.51078	0.45769	0.45769	0.010	10.39440	50.00000	Averaged
65 Styrene	0.80868	0.75551	0.75551	0.010	6.57496	50.00000	Averaged
66 Bromoform	0.16740	0.13861	0.13861	0.100	17.20104	50.00000	Averaged
67 Isopropylbenzene	1.31840	1.20637	1.20637	0.010	8.49707	50.00000	Averaged
68 1,1,2,2-Tetrachloroethane	0.54180	0.40242	0.40242	0.300	25.72578	50.00000	Averaged
69 1,4-Dichloro-2-butene	0.32008	0.23271	0.23271	0.010	27.29439	50.00000	Averaged
70 1,2,3-Trichloropropane	0.19445	0.13689	0.13689	0.010	29.60092	50.00000	Averaged
71 Bromobenzene	0.64748	0.52638	0.52638	0.010	18.70370	50.00000	Averaged
72 n-Propylbenzene	0.68378	0.60231	0.60231	0.010	11.91439	50.00000	Averaged
73 2-Chlorotoluene	0.60853	0.53053	0.53053	0.010	12.81788	50.00000	Averaged
74 1,3,5-Trimethylbenzene	2.02536	1.78379	1.78379	0.010	11.92744	50.00000	Averaged
75 4-Chlorotoluene	0.62316	0.52826	0.52826	0.010	15.22956	50.00000	Averaged
76 tert-Butylbenzene	1.78659	1.60281	1.60281	0.010	10.28663	50.00000	Averaged
77 1,2,4-Trimethylbenzene	2.04489	1.81064	1.81064	0.010	11.45530	50.00000	Averaged
78 sec-Butylbenzene	2.50751	2.23751	2.23751	0.010	10.76783	50.00000	Averaged
79 4-Isopropyltoluene	2.14947	1.92664	1.92664	0.010	10.36695	50.00000	Averaged
80 1,3-Dichlorobenzene	1.23328	1.02959	1.02959	0.010	16.51620	50.00000	Averaged
81 1,4-Dichlorobenzene	1.32864	1.04734	1.04734	0.010	21.17153	50.00000	Averaged
82 n-Butylbenzene	1.71078	1.51363	1.51363	0.010	11.52437	50.00000	Averaged
83 1,2-Dichlorobenzene	1.19446	0.96506	0.96506	0.010	19.20572	50.00000	Averaged
84 1,2-Dibromo-3-chloropropane	0.11913	0.08846	0.08846	0.010	25.74625	50.00000	Averaged
85 1,2,4-Trichlorobenzene	0.67896	0.56323	0.56323	0.010	17.04471	50.00000	Averaged
86 Hexachlorobutadiene	0.29353	0.25019	0.25019	0.010	14.76330	50.00000	Averaged
87 Naphthalene	1.84014	1.46065	1.46065	0.010	20.62252	50.00000	Averaged
88 1,2,3-Trichlorobenzene	0.60222	0.49313	0.49313	0.010	18.11553	50.00000	Averaged
98 Cyclohexane	0.52724	0.56520	0.56520	0.010	-7.20089	50.00000	Averaged
143 Methyl Acetate	0.32559	0.28288	0.28288	0.010	13.11558	50.00000	Averaged

Data File: \\cansvr11\dd\chem\MSV\a3ux8a.i\M90622A.b\UX87999.D
Report Date: 22-Jun-2009 21:09

TestAmerica North Canton

CONTINUING CALIBRATION COMPOUNDS

Instrument ID: a3ux8a.i Injection Date: 22-JUN-2009 20:50
Lab File ID: UX87999.D Init. Cal. Date(s): 07-APR-2009 08-JUN-2009
Analysis Type: SOIL Init. Cal. Times: 19:22 23:25
Lab Sample ID: 250NG-CC Quant Type: ISTD
Method: \\cansvr11\dd\chem\MSV\a3ux8a.i\M90622A.b\8260SUX8.m

COMPOUND	RRF / AMOUNT	RF250	CCAL RRF250	MIN RRF	%D / %DRIFT	MAX %D / %DRIFT	CURVE TYPE
144 Methylcyclohexane	0.34966	0.38063	0.38063	0.010	-8.85905	50.00000	Averaged
141 1,3,5-Trichlorobenzene	0.74316	0.66680	0.66680	0.010	10.27558	50.00000	Averaged
153 Vinyl Acetate-86	0.03972	0.02527	0.02527	0.010	36.36621	50.00000	Averaged

Data File: \\cansvr11\dd\chem\MSV\a3ux8a.i\M90622A.b\UX87998.D
Report Date: 22-Jun-2009 20:54

TestAmerica North Canton

CONTINUING CALIBRATION COMPOUNDS

Instrument ID: a3ux8a.i Injection Date: 22-JUN-2009 20:28
Lab File ID: UX87998.D Init. Cal. Date(s): 07-APR-2009 08-JUN-2009
Analysis Type: SOIL Init. Cal. Times: 19:22 23:25
Lab Sample ID: 250NG-A9CC Quant Type: ISTD
Method: \\cansvr11\dd\chem\MSV\a3ux8a.i\M90622A.b\8260SUX8.m

COMPOUND	RRF / AMOUNT	RF250	CCAL RRF250	MIN RRF	%D / %DRIFT	MAX %D / %DRIFT	CURVE TYPE	
14 Dichlorofluoromethane	0.32979	0.26461	0.26461	0.010	19.76402	50.00000	Averaged	
89 Ethyl Ether	0.29347	0.22833	0.22833	0.010	22.19798	50.00000	Averaged	
91 3-Chloropropene	0.11998	0.09258	0.09258	0.010	22.84002	50.00000	Averaged	
92 Isopropyl Ether	0.20583	0.17635	0.17635	0.010	14.32121	50.00000	Averaged	
93 2-Chloro-1,3-butadiene	0.50295	0.38342	0.38342	0.010	23.76723	50.00000	Averaged	
94 Propionitrile	0.05403	0.04085	0.04085	0.010	24.40225	50.00000	Averaged	
95 Ethyl Acetate	0.38975	0.26922	0.26922	0.010	30.92364	50.00000	Averaged	
96 Methacrylonitrile	0.27113	0.19914	0.19914	0.010	26.55333	50.00000	Averaged	
97 Isobutanol	0.02140	0.01328	0.01328	0.010	37.94320	50.00000	Averaged	
99 n-Butanol	0.01542	0.00897	0.00897	0.010	41.79750	50.00000	Averaged	<-
100 Methyl Methacrylate	0.37862	0.24853	0.24853	0.010	34.35960	50.00000	Averaged	
101 2-Nitropropane	0.08717	0.06082	0.06082	0.010	30.23305	50.00000	Averaged	
146 2-Methylnaphthalene	1.17219	0.64835	0.64835	0.010	44.68875	50.00000	Averaged	
103 Cyclohexanone	0.20242	0.14212	0.14212	0.010	29.78665	50.00000	Averaged	
155 tert-Butyl Ethyl ether	1.00797	0.74528	0.74528	0.010	26.06118	50.00000	Averaged	
156 tert-Amyl Methyl ether	0.58966	0.46324	0.46324	0.010	21.43897	50.00000	Averaged	
157 1,2,3-Trimethylbenzene	2.41870	1.76199	1.76199	0.010	27.15138	50.00000	Averaged	

All Not targets

5A

VOLATILE ORGANIC GC/MS TUNING AND MASS CALIBRATION - BROMOFLUOROBENZENE (BFB)

Lab Name: NORTH CANTON Contract:

Lab Code: TALCAN Case No.: SAS No.: SDG No.: 9F11135

Lab File ID: BFB8911 BFB Injection Date: 06/24/09

Instrument ID: A3UX8A BFB Injection Time: 1844

Matrix: (soil/water) SOIL Level: (low/med) LOW Column: (pack/cap) CAP

m/e	ION ABUNDANCE CRITERIA	% RELATIVE ABUNDANCE
50	15.0 - 40.0% of mass 95	31.7
75	30.0 - 60.0% of mass 95	43.5
95	Base Peak, 100% relative abundance	100.0
96	5.0 - 9.0% of mass 95	7.1
173	Less than 2.0% of mass 174	0.0 (0.0)1
174	50.0 - 100.0% of mass 95	81.1
175	5.0 - 9.0% of mass 174	6.4 (7.9)1
176	Greater than 95.0%, but less than 101.0% of mass 174	80.9 (99.8)1
177	5.0 - 9.0% of mass 176	5.1 (6.3)2

1-Value is % of mass 174 2-Value is % of mass 176

THIS TUNE APPLIES TO THE FOLLOWING SAMPLES, MS, MSD, BLANKS, AND STANDARDS:

	EPA SAMPLE NO.	LAB SAMPLE ID	LAB FILE ID	DATE ANALYZED	TIME ANALYZED
01	VSTD050	250NG-CC	UX88062	06/24/09	1927
02	VSTD050	250NG-A9CC	UX88063	06/24/09	1949
03	MHSD-4	LETQW1AQ	UX88069	06/24/09	2159
04	LFL5V-CHK	LFL5V1AC	UX88072	06/24/09	2304
05	LFL5V-CKDUP	LFL5V1AD	UX88073	06/24/09	2326
06	LFL5V-BLK	LFL5V1AA	UX88074	06/24/09	2347
07					
08					
09					
10					
11					
12					
13					
14					
15					
16					
17					
18					
19					
20					
21					
22					

Data File: \\cansvr11\dd\chem\MSV\a3ux8a.i\M90624A.b\UX88062.D
Report Date: 24-Jun-2009 20:08

TestAmerica North Canton

CONTINUING CALIBRATION COMPOUNDS

Instrument ID: a3ux8a.i Injection Date: 24-JUN-2009 19:27
Lab File ID: UX88062.D Init. Cal. Date(s): 07-APR-2009 08-JUN-2009
Analysis Type: SOIL Init. Cal. Times: 19:22 23:25
Lab Sample ID: 250NG-CC Quant Type: ISTD
Method: \\cansvr11\dd\chem\MSV\a3ux8a.i\M90624A.b\8260SUX8.m

COMPOUND	RRF / AMOUNT	RF250	CCAL RRF250	MIN RRF	%D / %DRIFT	MAX %D / %DRIFT	CURVE TYPE	
$ 4 Dibromofluoromethane	0.21159	0.20037	0.20037	0.010	5.30264	50.00000	Averaged	
$ 5 1,2-Dichloroethane-d4	0.31322	0.25091	0.25091	0.010	19.89400	50.00000	Averaged	
$ 6 Toluene-d8	0.76143	0.75458	0.75458	0.010	0.89967	50.00000	Averaged	
$ 7 Bromofluorobenzene	0.40599	0.37567	0.37567	0.010	7.46759	50.00000	Averaged	
8 Dichlorodifluoromethane	0.16888	0.14676	0.14676	0.010	13.09654	50.00000	Averaged	
9 Chloromethane	0.39805	0.41378	0.41378	0.100	-3.95108	50.00000	Averaged	
10 Vinyl Chloride	0.29050	0.30186	0.30186	0.010	-3.90903	20.00000	Averaged	
11 Bromomethane	0.11369	0.12626	0.12626	0.010	-11.04824	50.00000	Averaged	
12 Chloroethane	0.14121	0.15660	0.15660	0.010	-10.90039	50.00000	Averaged	
13 Trichlorofluoromethane	0.24214	0.26564	0.26564	0.010	-9.70582	50.00000	Averaged	
15 Acrolein	0.07252	0.06163	0.06163	0.010	15.01561	50.00000	Averaged	
16 Acetone	500	383	0.14439	0.010	23.44974	0.000e+000	Quadratic	
17 1,1-Dichloroethene	0.17351	0.18537	0.18537	0.010	-6.83083	20.00000	Averaged	
18 Freon-113	0.14304	0.14126	0.14126	0.010	1.24016	50.00000	Averaged	
19 Iodomethane	0.33115	0.35147	0.35147	0.010	-6.13690	50.00000	Averaged	
20 Carbon Disulfide	0.51344	0.53667	0.53667	0.010	-4.52398	50.00000	Averaged	
21 Methylene Chloride	250	237	0.21281	0.010	5.30429	0.000e+000	Wt Linear	
22 Acetonitrile	0.05794	0.05985	0.05985	0.010	-3.29154	50.00000	Averaged	
23 Acrylonitrile	0.14644	0.14825	0.14825	0.010	-1.23150	50.00000	Averaged	
24 Methyl tert-butyl ether	0.61251	0.57731	0.57731	0.010	5.74829	50.00000	Averaged	
25 trans-1,2-Dichloroethene	0.20849	0.21396	0.21396	0.010	-2.62549	50.00000	Averaged	
26 Hexane	0.04893	0.05029	0.05029	0.010	-2.76186	20.00000	Averaged	
27 Vinyl acetate	0.74843	0.50671	0.50671	0.010	32.29640	50.00000	Averaged	
28 1,1-Dichloroethane	0.46239	0.43715	0.43715	0.100	5.45681	50.00000	Averaged	
29 tert-Butyl Alcohol	0.02908	0.03001	0.03001	0.010	-3.20749	50.00000	Averaged	
30 2-Butanone	0.23499	0.20909	0.20909	0.010	11.01990	50.00000	Averaged	
M 31 1,2-Dichloroethene (total)	0.22186	0.22319	0.22319	0.010	-0.60244	50.00000	Averaged	
32 cis-1,2-dichloroethene	0.23523	0.23243	0.23243	0.010	1.19066	50.00000	Averaged	
33 2,2-Dichloropropane	0.19224	0.19018	0.19018	0.010	1.07307	50.00000	Averaged	
34 Bromochloromethane	0.13173	0.12360	0.12360	0.010	6.17086	50.00000	Averaged	
35 Chloroform	0.36231	0.32585	0.32585	0.010	10.06355	20.00000	Averaged	
36 Tetrahydrofuran	0.14318	0.13369	0.13369	0.010	6.63005	50.00000	Averaged	
37 1,1,1-Trichloroethane	0.31022	0.28881	0.28881	0.010	6.90062	50.00000	Averaged	
38 1,1-Dichloropropene	0.24967	0.24608	0.24608	0.010	1.43993	50.00000	Averaged	
39 Carbon Tetrachloride	0.27880	0.26589	0.26589	0.010	4.63151	50.00000	Averaged	
40 1,2-Dichloroethane	0.42018	0.34323	0.34323	0.010	18.31255	50.00000	Averaged	
41 Benzene	0.78065	0.74945	0.74945	0.010	3.99712	50.00000	Averaged	
42 Trichloroethene	0.22966	0.24938	0.24938	0.010	-8.58850	50.00000	Averaged	
43 1,2-Dichloropropane	0.24243	0.23452	0.23452	0.010	3.26012	20.00000	Averaged	
44 1,4-Dioxane	0.00232	0.00230	0.00230	0.010	0.63216	50.00000	Averaged	<-
45 Dibromomethane	0.12598	0.11153	0.11153	0.010	11.46780	50.00000	Averaged	
46 Bromodichloromethane	0.25363	0.23529	0.23529	0.010	7.22923	50.00000	Averaged	
47 2-Chloroethyl vinyl ether	0.10779	0.10296	0.10296	0.010	4.47610	50.00000	Averaged	

Data File: \\cansvr11\dd\chem\MSV\a3ux8a.i\M90624A.b\UX88062.D
Report Date: 24-Jun-2009 20:08

TestAmerica North Canton

CONTINUING CALIBRATION COMPOUNDS

Instrument ID: a3ux8a.i Injection Date: 24-JUN-2009 19:27
Lab File ID: UX88062.D Init. Cal. Date(s): 07-APR-2009 08-JUN-2009
Analysis Type: SOIL Init. Cal. Times: 19:22 23:25
Lab Sample ID: 250NG-CC Quant Type: ISTD
Method: \\cansvr11\dd\chem\MSV\a3ux8a.i\M90624A.b\8260SUX8.m

COMPOUND	RRF / AMOUNT	RF250	CCAL RRF250	MIN RRF	%D / %DRIFT	MAX %D / %DRIFT	CURVE TYPE
48 cis-1,3-Dichloropropene	0.28271	0.27709	0.27709	0.010	1.99055	50.00000	Averaged
49 4-Methyl-2-pentanone	0.39655	0.39090	0.39090	0.010	1.42505	50.00000	Averaged
50 Toluene	1.07492	1.03213	1.03213	0.010	3.98092	20.00000	Averaged
51 trans-1,3-Dichloropropene	0.33605	0.31296	0.31296	0.010	6.87219	50.00000	Averaged
52 Ethyl Methacrylate	0.29946	0.28463	0.28463	0.010	4.95046	50.00000	Averaged
53 1,1,2-Trichloroethane	0.23707	0.21799	0.21799	0.010	8.04879	50.00000	Averaged
54 1,3-Dichloropropane	0.37757	0.34292	0.34292	0.010	9.17769	50.00000	Averaged
55 Tetrachloroethene	0.21223	0.21995	0.21995	0.010	-3.63780	50.00000	Averaged
56 2-Hexanone	0.37119	0.33570	0.33570	0.010	9.55994	50.00000	Averaged
57 Dibromochloromethane	0.27157	0.25710	0.25710	0.010	5.32810	50.00000	Averaged
58 1,2-Dibromoethane	0.24591	0.22446	0.22446	0.010	8.72336	50.00000	Averaged
59 Chlorobenzene	0.79519	0.73601	0.73601	0.300	7.44248	50.00000	Averaged
60 1,1,1,2-Tetrachloroethane	0.29025	0.28820	0.28820	0.010	0.70679	50.00000	Averaged
61 Ethylbenzene	0.41435	0.39801	0.39801	0.010	3.94448	20.00000	Averaged
62 m + p-Xylene	0.51328	0.50551	0.50551	0.010	1.51285	50.00000	Averaged
M 63 Xylenes (total)	0.51245	0.50581	0.50581	0.010	1.29406	50.00000	Averaged
64 Xylene-o	0.51078	0.50642	0.50642	0.010	0.85436	50.00000	Averaged
65 Styrene	0.80868	0.80619	0.80619	0.010	0.30776	50.00000	Averaged
66 Bromoform	0.16740	0.15898	0.15898	0.100	5.02791	50.00000	Averaged
67 Isopropylbenzene	1.31840	1.30766	1.30766	0.010	0.81397	50.00000	Averaged
68 1,1,2,2-Tetrachloroethane	0.54180	0.44492	0.44492	0.300	17.88262	50.00000	Averaged
69 1,4-Dichloro-2-butene	0.32008	0.27485	0.27485	0.010	14.12852	50.00000	Averaged
70 1,2,3-Trichloropropane	0.19445	0.16797	0.16797	0.010	13.61660	50.00000	Averaged
71 Bromobenzene	0.64748	0.59458	0.59458	0.010	8.16952	50.00000	Averaged
72 n-Propylbenzene	0.68378	0.65314	0.65314	0.010	4.48063	50.00000	Averaged
73 2-Chlorotoluene	0.60853	0.57590	0.57590	0.010	5.36230	50.00000	Averaged
74 1,3,5-Trimethylbenzene	2.02536	1.94999	1.94999	0.010	3.72138	50.00000	Averaged
75 4-Chlorotoluene	0.62316	0.59042	0.59042	0.010	5.25413	50.00000	Averaged
76 tert-Butylbenzene	1.78659	1.77112	1.77112	0.010	0.86619	50.00000	Averaged
77 1,2,4-Trimethylbenzene	2.04489	2.00762	2.00762	0.010	1.82262	50.00000	Averaged
78 sec-Butylbenzene	2.50751	2.48206	2.48206	0.010	1.01479	50.00000	Averaged
79 4-Isopropyltoluene	2.14947	2.10481	2.10481	0.010	2.07788	50.00000	Averaged
80 1,3-Dichlorobenzene	1.23328	1.17111	1.17111	0.010	5.04061	50.00000	Averaged
81 1,4-Dichlorobenzene	1.32864	1.16671	1.16671	0.010	12.18735	50.00000	Averaged
82 n-Butylbenzene	1.71078	1.65679	1.65679	0.010	3.15615	50.00000	Averaged
83 1,2-Dichlorobenzene	1.19446	1.09978	1.09978	0.010	7.92690	50.00000	Averaged
84 1,2-Dibromo-3-chloropropane	0.11913	0.10900	0.10900	0.010	8.50242	50.00000	Averaged
85 1,2,4-Trichlorobenzene	0.67896	0.59722	0.59722	0.010	12.03824	50.00000	Averaged
86 Hexachlorobutadiene	0.29353	0.26419	0.26419	0.010	9.99442	50.00000	Averaged
87 Naphthalene	1.84014	1.67483	1.67483	0.010	8.98332	50.00000	Averaged
88 1,2,3-Trichlorobenzene	0.60222	0.53652	0.53652	0.010	10.90951	50.00000	Averaged
98 Cyclohexane	0.52724	0.63632	0.63632	0.010	-20.68948	50.00000	Averaged
143 Methyl Acetate	0.32559	0.34468	0.34468	0.010	-5.86263	50.00000	Averaged

Data File: \\cansvr11\dd\chem\MSV\a3ux8a.i\M90624A.b\UX88062.D
Report Date: 24-Jun-2009 20:08

TestAmerica North Canton

CONTINUING CALIBRATION COMPOUNDS

Instrument ID: a3ux8a.i Injection Date: 24-JUN-2009 19:27
Lab File ID: UX88062.D Init. Cal. Date(s): 07-APR-2009 08-JUN-2009
Analysis Type: SOIL Init. Cal. Times: 19:22 23:25
Lab Sample ID: 250NG-CC Quant Type: ISTD
Method: \\cansvr11\dd\chem\MSV\a3ux8a.i\M90624A.b\8260SUX8.m

COMPOUND	RRF / AMOUNT	RF250	CCAL RRF250	MIN RRF	%D / %DRIFT	MAX %D / %DRIFT	CURVE TYPE
144 Methylcyclohexane	0.34966	0.41455	0.41455	0.010	-18.55999	50.00000	Averaged
141 1,3,5-Trichlorobenzene	0.74316	0.69598	0.69598	0.010	6.34904	50.00000	Averaged
153 Vinyl Acetate-86	0.03972	0.02833	0.02833	0.010	28.67030	50.00000	Averaged

Data File: \\cansvr11\dd\chem\MSV\a3ux8a.i\M90624A.b\UX88063.D
Report Date: 24-Jun-2009 20:07

TestAmerica North Canton

CONTINUING CALIBRATION COMPOUNDS

Instrument ID: a3ux8a.i Injection Date: 24-JUN-2009 19:49
Lab File ID: UX88063.D Init. Cal. Date(s): 07-APR-2009 08-JUN-2009
Analysis Type: SOIL Init. Cal. Times: 19:22 23:25
Lab Sample ID: 250NG-A9CC Quant Type: ISTD
Method: \\cansvr11\dd\chem\MSV\a3ux8a.i\M90624A.b\8260SUX8.m

COMPOUND	RRF / AMOUNT	RF250	CCAL RRF250	MIN RRF	%D / %DRIFT	MAX %D / %DRIFT	CURVE TYPE
14 Dichlorofluoromethane	0.32979	0.28674	0.28674	0.010	13.05276	50.00000	Averaged
89 Ethyl Ether	0.29347	0.27648	0.27648	0.010	5.78912	50.00000	Averaged
91 3-Chloropropene	0.11998	0.10153	0.10153	0.010	15.38377	50.00000	Averaged
92 Isopropyl Ether	0.20583	0.20912	0.20912	0.010	-1.59707	50.00000	Averaged
93 2-Chloro-1,3-butadiene	0.50295	0.44238	0.44238	0.010	12.04340	50.00000	Averaged
94 Propionitrile	0.05403	0.05710	0.05710	0.010	-5.67672	50.00000	Averaged
95 Ethyl Acetate	0.38975	0.39592	0.39592	0.010	-1.58375	50.00000	Averaged
96 Methacrylonitrile	0.27113	0.26994	0.26994	0.010	0.43997	50.00000	Averaged
97 Isobutanol	0.02140	0.02001	0.02001	0.010	6.50679	50.00000	Averaged
99 n-Butanol	0.01542	0.01385	0.01385	0.010	10.19544	50.00000	Averaged
100 Methyl Methacrylate	0.37862	0.36251	0.36251	0.010	4.25583	50.00000	Averaged
101 2-Nitropropane	0.08717	0.08527	0.08527	0.010	2.18474	50.00000	Averaged
146 2-Methylnaphthalene	1.17219	0.91182	0.91182	0.010	22.21261	50.00000	Averaged
103 Cyclohexanone	0.20242	0.23175	0.23175	0.010	-14.48842	50.00000	Averaged
155 tert-Butyl Ethyl ether	1.00797	0.90152	0.90152	0.010	10.56125	50.00000	Averaged
156 tert-Amyl Methyl ether	0.58966	0.55869	0.55869	0.010	5.25229	50.00000	Averaged
157 1,2,3-Trimethylbenzene	2.41870	2.21828	2.21828	0.010	8.28648	50.00000	Averaged

Not targets

SW846 8260B METHOD BLANK SUMMARY

BLANK WORKORDER NO.: LFF3D1AA

Lab Name: TestAmerica Laboratories, Inc.

Lab Code: TALCAN

SDG Number: 9F11135

Lab File ID: UXX2748.D

Lot Number: A9F110135

Date Analyzed: 06/22/09

Time Analyzed: 13:14

Matrix: WATER

Date Extracted: 06/22/09

GC Column: DB 624 ID: .18

Extraction Method: 5030B/8260B

Instrument ID: UX10

Level: (low/med) LOW

THIS METHOD BLANK APPLIES TO THE FOLLOWING SAMPLES, LCS, LCSD, MS , MSD:

	CLIENT ID.	SAMPLE WORK ORDER #	LAB FILE ID	DATE ANALYZED	TIME ANALYZED
01	TB061009	LEN911AA	UXX2767.D	06/22/09	20:08
02	INTRA-LAB QC	LEQE61AA	UXX2749.D	06/22/09	13:35
03	LAB MS/MSD	LEQE61AC S	UXX2760.D	06/22/09	17:37
04	LAB MS/MSD	LEQE61AD D	UXX2761.D	06/22/09	17:59
05	CHECK SAMPLE	LFF3D1AC C	UXX2745.D	06/22/09	12:06
06	DUPLICATE CHECK	LFF3D1AD L	UXX2747.D	06/22/09	12:49
07					
08					
09					
10					
11					
12					
13					
14					
15					
16					
17					
18					
19					
20					
21					
22					
23					
24					
25					
26					
27					
28					
29					
30					

COMMENTS:

METHOD BLANK REPORT

GC/MS Volatiles

Client Lot #...: 9F11135 **Work Order #...:** LFF3D1AA **Matrix.....:** WATER
MB Lot-Sample #: A9F230000-311

Prep Date.....: 06/22/09 **Final Wgt/Vol..:** 5 mL
Analysis Date..: 06/22/09 **Prep Batch #...:** 9174311
Dilution Factor: 1 **Initial Wgt/Vol:** 5 mL

PARAMETER	RESULT	REPORTING LIMIT	UNITS	METHOD
Dibromochloromethane	ND	1.0	ug/L	SW846 8260B
1,2-Dibromo-3-chloro-propane	ND	2.0	ug/L	SW846 8260B
1,2-Dibromoethane	ND	1.0	ug/L	SW846 8260B
1,2-Dichlorobenzene	ND	1.0	ug/L	SW846 8260B
1,3-Dichlorobenzene	ND	1.0	ug/L	SW846 8260B
1,4-Dichlorobenzene	ND	1.0	ug/L	SW846 8260B
Dichlorodifluoromethane	ND	1.0	ug/L	SW846 8260B
cis-1,2-Dichloroethene	ND	1.0	ug/L	SW846 8260B
trans-1,2-Dichloroethene	ND	1.0	ug/L	SW846 8260B
Trichlorofluoromethane	ND	1.0	ug/L	SW846 8260B
2-Hexanone	ND	5.0	ug/L	SW846 8260B
Isopropylbenzene	ND	1.0	ug/L	SW846 8260B
4-Methyl-2-pentanone	ND	5.0	ug/L	SW846 8260B
Styrene	ND	1.0	ug/L	SW846 8260B
1,1,1,2-Tetrachloroethane	ND	1.0	ug/L	SW846 8260B
1,2,4-Trichloro-benzene	ND	1.0	ug/L	SW846 8260B
Acetone	ND	5.0	ug/L	SW846 8260B
Bromodichloromethane	ND	1.0	ug/L	SW846 8260B
2-Butanone	ND	5.0	ug/L	SW846 8260B
Carbon disulfide	ND	1.0	ug/L	SW846 8260B
1,2,3-Trichloropropane	ND	1.0	ug/L	SW846 8260B
1,1,2-Trichloro-1,2,2-trifluoroethane	ND	1.0	ug/L	SW846 8260B
Xylenes (total)	ND	2.0	ug/L	SW846 8260B
Methyl tert-butyl ether	ND	5.0	ug/L	SW846 8260B
Bromobenzene	ND	1.0	ug/L	SW846 8260B
Bromochloromethane	ND	1.0	ug/L	SW846 8260B
n-Butylbenzene	ND	1.0	ug/L	SW846 8260B
sec-Butylbenzene	ND	1.0	ug/L	SW846 8260B
tert-Butylbenzene	ND	1.0	ug/L	SW846 8260B
2-Chloroethyl vinyl ether	ND	5.0	ug/L	SW846 8260B
2-Chlorotoluene	ND	1.0	ug/L	SW846 8260B
4-Chlorotoluene	ND	1.0	ug/L	SW846 8260B
Dibromomethane	ND	1.0	ug/L	SW846 8260B
1,3-Dichloropropane	ND	1.0	ug/L	SW846 8260B
2,2-Dichloropropane	ND	1.0	ug/L	SW846 8260B
1,1-Dichloropropene	ND	1.0	ug/L	SW846 8260B
Hexachlorobutadiene	ND	1.0	ug/L	SW846 8260B
Diisopropyl Ether (DIPE)	ND	5.0	ug/L	SW846 8260B

(Continued on next page)

METHOD BLANK REPORT

GC/MS Volatiles

Client Lot #...: 9F11135 Work Order #...: LFF3D1AA Matrix.....: WATER

PARAMETER	RESULT	REPORTING LIMIT	UNITS	METHOD
p-Isopropyltoluene	ND	1.0	ug/L	SW846 8260B
Naphthalene	**0.50 J**	**1.0**	**ug/L**	**SW846 8260B**
n-Propylbenzene	ND	1.0	ug/L	SW846 8260B
1,2,3-Trichlorobenzene	ND	1.0	ug/L	SW846 8260B
1,2,4-Trimethylbenzene	**0.37 J**	**1.0**	**ug/L**	**SW846 8260B**
Vinyl acetate	ND	2.0	ug/L	SW846 8260B
o-Xylene	ND	1.0	ug/L	SW846 8260B
m-Xylene & p-Xylene	ND	2.0	ug/L	SW846 8260B
tert-Butyl alcohol	**9.2 J**	**20**	**ug/L**	**SW846 8260B**
1,2,3-Trimethylbenzene	ND	5.0	ug/L	SW846 8260B
Ethyl-t-Butyl Ether (ETBE	ND	5.0	ug/L	SW846 8260B
Tert-amyl methyl ether (T	ND	5.0	ug/L	SW846 8260B
Benzene	ND	1.0	ug/L	SW846 8260B
Bromoform	ND	1.0	ug/L	SW846 8260B
Bromomethane	ND	1.0	ug/L	SW846 8260B
Carbon tetrachloride	ND	1.0	ug/L	SW846 8260B
Chlorobenzene	ND	1.0	ug/L	SW846 8260B
Chloroethane	ND	1.0	ug/L	SW846 8260B
Chloroform	ND	1.0	ug/L	SW846 8260B
Chloromethane	ND	1.0	ug/L	SW846 8260B
1,1-Dichloroethane	ND	1.0	ug/L	SW846 8260B
1,2-Dichloroethane	ND	1.0	ug/L	SW846 8260B
1,1-Dichloroethene	ND	1.0	ug/L	SW846 8260B
1,2-Dichloropropane	ND	1.0	ug/L	SW846 8260B
cis-1,3-Dichloropropene	ND	1.0	ug/L	SW846 8260B
trans-1,3-Dichloropropene	ND	1.0	ug/L	SW846 8260B
Ethylbenzene	ND	1.0	ug/L	SW846 8260B
Methylene chloride	**0.38 J**	**1.0**	**ug/L**	**SW846 8260B**
1,1,2,2-Tetrachloroethane	ND	1.0	ug/L	SW846 8260B
Tetrachloroethene	ND	1.0	ug/L	SW846 8260B
Toluene	ND	1.0	ug/L	SW846 8260B
1,1,1-Trichloroethane	ND	1.0	ug/L	SW846 8260B
Trichloroethene	ND	1.0	ug/L	SW846 8260B
Vinyl chloride	ND	1.0	ug/L	SW846 8260B

SURROGATE	PERCENT RECOVERY	RECOVERY LIMITS
Dibromofluoromethane	90	(73 - 122)
1,2-Dichloroethane-d4	86	(61 - 128)
Toluene-d8	95	(76 - 110)
4-Bromofluorobenzene	93	(74 - 116)

NOTE(S):

Calculations are performed before rounding to avoid round-off errors in calculated results.

J Estimated result. Result is less than RL.

Tetra Tech NUS, Inc

Method Blank Report

GC/MS Volatiles

Lot-Sample #: A9F230000-311 B **Work Order #:** LFF3D1AA **Matrix:** WATER

MASS SPECTROMETER/DATA SYSTEM (MSDS) TENTATIVELY IDENTIFIED COMPOUNDS

PARAMETER	CAS #	ESTIMATED RESULT	RETENTION TIME	UNITS
None				ug/L

LABORATORY CONTROL SAMPLE EVALUATION REPORT

GC/MS Volatiles

Client Lot #...: 9F11135 **Work Order #...:** LFF3D1AC-LCS **Matrix.....:** WATER
LCS Lot-Sample#: A9F230000-311 LFF3D1AD-LCSD
Prep Date.....: 06/22/09 **Analysis Date..:** 06/22/09
Prep Batch #...: 9174311
Dilution Factor: 1 **Final Wgt/Vol..:** 5 mL
Initial Wgt/Vol: 5 mL

PARAMETER	PERCENT RECOVERY	RECOVERY LIMITS	RPD	RPD LIMITS	METHOD
Benzene	**108**	**(80 - 116)**			**SW846 8260B**
	108	**(80 - 116)**	**0.65**	**(0-20)**	**SW846 8260B**
Chlorobenzene	**107**	**(76 - 117)**			**SW846 8260B**
	108	**(76 - 117)**	**1.2**	**(0-20)**	**SW846 8260B**
1,1-Dichloroethene	**94**	**(63 - 130)**			**SW846 8260B**
	96	**(63 - 130)**	**2.2**	**(0-20)**	**SW846 8260B**
Toluene	**110**	**(74 - 119)**			**SW846 8260B**
	112	**(74 - 119)**	**1.4**	**(0-20)**	**SW846 8260B**
Trichloroethene	**96**	**(75 - 122)**			**SW846 8260B**
	97	**(75 - 122)**	**0.58**	**(0-20)**	**SW846 8260B**

SURROGATE	PERCENT RECOVERY	RECOVERY LIMITS
Dibromofluoromethane	90	(73 - 122)
	87	(73 - 122)
1,2-Dichloroethane-d4	85	(61 - 128)
	83	(61 - 128)
Toluene-d8	104	(76 - 110)
	103	(76 - 110)
4-Bromofluorobenzene	113	(74 - 116)
	111	(74 - 116)

NOTE(S):

Calculations are performed before rounding to avoid round-off errors in calculated results.

Bold print denotes control parameters

LABORATORY CONTROL SAMPLE DATA REPORT

GC/MS Volatiles

Client Lot #...: 9F11135 **Work Order #...:** LFF3D1AC-LCS **Matrix.....:** WATER
LCS Lot-Sample#: A9F230000-311 LFF3D1AD-LCSD
Prep Date.....: 06/22/09 **Analysis Date..:** 06/22/09
Prep Batch #...: 9174311
Dilution Factor: 1 **Final Wgt/Vol..:** 5 mL
Initial Wgt/Vol: 5 mL

PARAMETER	SPIKE AMOUNT	MEASURED AMOUNT	UNITS	PERCENT RECOVERY	RPD	METHOD
Benzene	**10**	**11**	**ug/L**	**108**		**SW846 8260B**
	10	**11**	**ug/L**	**108**	**0.65**	**SW846 8260B**
Chlorobenzene	**10**	**11**	**ug/L**	**107**		**SW846 8260B**
	10	**11**	**ug/L**	**108**	**1.2**	**SW846 8260B**
1,1-Dichloroethene	**10**	**9.4**	**ug/L**	**94**		**SW846 8260B**
	10	**9.6**	**ug/L**	**96**	**2.2**	**SW846 8260B**
Toluene	**10**	**11**	**ug/L**	**110**		**SW846 8260B**
	10	**11**	**ug/L**	**112**	**1.4**	**SW846 8260B**
Trichloroethene	**10**	**9.6**	**ug/L**	**96**		**SW846 8260B**
	10	**9.7**	**ug/L**	**97**	**0.58**	**SW846 8260B**

SURROGATE	PERCENT RECOVERY	RECOVERY LIMITS
Dibromofluoromethane	90	(73 - 122)
	87	(73 - 122)
1,2-Dichloroethane-d4	85	(61 - 128)
	83	(61 - 128)
Toluene-d8	104	(76 - 110)
	103	(76 - 110)
4-Bromofluorobenzene	113	(74 - 116)
	111	(74 - 116)

NOTE(S):

Calculations are performed before rounding to avoid round-off errors in calculated results.

Bold print denotes control parameters

MATRIX SPIKE SAMPLE EVALUATION REPORT

GC/MS Volatiles

Client Lot #...:	9F11135	**Work Order #...:**	LEQE61AC-MS	**Matrix.....:**	WATER
MS Lot-Sample #:	A9F110267-001		LEQE61AD-MSD		
Date Sampled...:	06/10/09 08:45	**Date Received..:**	06/11/09		
Prep Date.....:	06/22/09	**Analysis Date..:**	06/22/09		
Prep Batch #...:	9174311				
Dilution Factor:	1	**Initial Wgt/Vol:**	5 mL	**Final Wgt/Vol..:**	5 mL

PARAMETER	PERCENT RECOVERY	RECOVERY LIMITS	RPD	RPD LIMITS	METHOD
Benzene	**110**	**(78 - 118)**			**SW846 8260B**
	108	**(78 - 118)**	**1.7**	**(0-20)**	**SW846 8260B**
Chlorobenzene	**104**	**(76 - 117)**			**SW846 8260B**
	105	**(76 - 117)**	**1.4**	**(0-20)**	**SW846 8260B**
1,1-Dichloroethene	**100**	**(62 - 130)**			**SW846 8260B**
	98	**(62 - 130)**	**2.7**	**(0-20)**	**SW846 8260B**
Toluene	**109**	**(70 - 119)**			**SW846 8260B**
	109	**(70 - 119)**	**0.67**	**(0-20)**	**SW846 8260B**
Trichloroethene	**95**	**(62 - 130)**			**SW846 8260B**
	97	**(62 - 130)**	**2.9**	**(0-20)**	**SW846 8260B**

SURROGATE	PERCENT RECOVERY	RECOVERY LIMITS
Dibromofluoromethane	96	(73 - 122)
	91	(73 - 122)
1,2-Dichloroethane-d4	89	(61 - 128)
	84	(61 - 128)
Toluene-d8	105	(76 - 110)
	104	(76 - 110)
4-Bromofluorobenzene	114	(74 - 116)
	112	(74 - 116)

NOTE(S):

Calculations are performed before rounding to avoid round-off errors in calculated results.

Bold print denotes control parameters

MATRIX SPIKE SAMPLE DATA REPORT

GC/MS Volatiles

Client Lot #...: 9F11135 **Work Order #...:** LEQE61AC-MS **Matrix.....:** WATER
MS Lot-Sample #: A9F110267-001 LEQE61AD-MSD
Date Sampled...: 06/10/09 08:45 **Date Received..:** 06/11/09
Prep Date.....: 06/22/09 **Analysis Date..:** 06/22/09
Prep Batch #...: 9174311
Dilution Factor: 1 **Initial Wgt/Vol:** 5 mL **Final Wgt/Vol..:** 5 mL

PARAMETER	SAMPLE AMOUNT	SPIKE AMT	MEASRD AMOUNT	UNITS	PERCNT RECVRY	RPD	METHOD
Benzene	**ND**	**10**	**11**	**ug/L**	**110**		**SW846 8260B**
	ND	**10**	**11**	**ug/L**	**108**	**1.7**	**SW846 8260B**
Chlorobenzene	**ND**	**10**	**10**	**ug/L**	**104**		**SW846 8260B**
	ND	**10**	**11**	**ug/L**	**105**	**1.4**	**SW846 8260B**
1,1-Dichloroethene	**ND**	**10**	**10**	**ug/L**	**100**		**SW846 8260B**
	ND	**10**	**9.8**	**ug/L**	**98**	**2.7**	**SW846 8260B**
Toluene	**ND**	**10**	**11**	**ug/L**	**109**		**SW846 8260B**
	ND	**10**	**11**	**ug/L**	**109**	**0.67**	**SW846 8260B**
Trichloroethene	**ND**	**10**	**9.5**	**ug/L**	**95**		**SW846 8260B**
	ND	**10**	**9.7**	**ug/L**	**97**	**2.9**	**SW846 8260B**

SURROGATE	PERCENT RECOVERY	RECOVERY LIMITS
Dibromofluoromethane	96	(73 - 122)
	91	(73 - 122)
1,2-Dichloroethane-d4	89	(61 - 128)
	84	(61 - 128)
Toluene-d8	105	(76 - 110)
	104	(76 - 110)
4-Bromofluorobenzene	114	(74 - 116)
	112	(74 - 116)

NOTE(S):

Calculations are performed before rounding to avoid round-off errors in calculated results.

Bold print denotes control parameters

SW846 8260B SURROGATE RECOVERY

Lab Name: TestAmerica Laboratories, Inc. Client: Tetra Tech NUS, Inc

Lab Code: TALCAN SDG No: 9F11135

Lot #: A9F110135

Extraction: XXI25QK01

	CLIENT ID.	SRG01	SRG02	SRG03	SRG04	TOT OUT
01	TB061009	98	92	93	92	00
02	INTRA-LAB QC	93	88	94	93	00
03	METHOD BLK. LFF3D1AA	90	86	95	93	00
04	LCS LFF3D1AC	90	85	104	113	00
05	LAB MS/MSD D	91	84	104	112	00
06	LCSD LFF3D1AD	87	83	103	111	00
07	LAB MS/MSD S	96	89	105	114	00

SURROGATES		QC LIMITS
SRG01	= Dibromofluoromethane	(73-122)
SRG02	= 1,2-Dichloroethane-d4	(61-128)
SRG03	= Toluene-d8	(76-110)
SRG04	= 4-Bromofluorobenzene	(74-116)

\# Column to be used to flag recovery values
* Values outside of required QC Limits
D System monitoring Compound diluted out

FORM II

5A

VOLATILE ORGANIC GC/MS TUNING AND MASS CALIBRATION - BROMOFLUOROBENZENE (BFB)

Lab Name: NORTH CANTON Contract:

Lab Code: TALCAN Case No.: SAS No.: SDG No.: 9F11135

Lab File ID: BFB3246 BFB Injection Date: 05/05/09

Instrument ID: A3UX10 BFB Injection Time: 1007

Matrix: (soil/water) WATER Level: (low/med) LOW Column: (pack/cap) CAP

m/e	ION ABUNDANCE CRITERIA	% RELATIVE ABUNDANCE
50	15.0 - 40.0% of mass 95	18.2
75	30.0 - 60.0% of mass 95	48.4
95	Base Peak, 100% relative abundance	100.0
96	5.0 - 9.0% of mass 95	6.6
173	Less than 2.0% of mass 174	0.0 (0.0)1
174	50.0 - 100.0% of mass 95	95.0
175	5.0 - 9.0% of mass 174	7.9 (8.3)1
176	Greater than 95.0%, but less than 101.0% of mass 174	94.1 (99.0)1
177	5.0 - 9.0% of mass 176	6.6 (7.0)2

1-Value is % of mass 174 2-Value is % of mass 176

THIS TUNE APPLIES TO THE FOLLOWING SAMPLES, MS, MSD, BLANKS, AND STANDARDS:

	EPA SAMPLE NO.	LAB SAMPLE ID	LAB FILE ID	DATE ANALYZED	TIME ANALYZED
01	VSTD040	200NG-IC	UXX1264	05/05/09	1049
02	VSTD020	100NG-IC	UXX1265	05/05/09	1111
03	VSTD010	50NG-IC	UXX1266	05/05/09	1132
04	VSTD005	25NG-IC	UXX1267	05/05/09	1153
05	VSTD002	10NG-IC	UXX1268	05/05/09	1215
06	VSTD001	5NG-IC	UXX1269	05/05/09	1236
07					
08					
09					
10					
11					
12					
13					
14					
15					
16					
17					
18					
19					
20					
21					
22					

5A

VOLATILE ORGANIC GC/MS TUNING AND MASS CALIBRATION - BROMOFLUOROBENZENE (BFB)

Lab Name: NORTH CANTON Contract:

Lab Code: TALCAN Case No.: SAS No.: SDG No.: 9F11135

Lab File ID: BFB2982 BFB Injection Date: 07/31/08

Instrument ID: A3UX10 BFB Injection Time: 1217

Matrix: (soil/water) WATER Level: (low/med) LOW Column: (pack/cap) CAP

m/e	ION ABUNDANCE CRITERIA	% RELATIVE ABUNDANCE
50	15.0 - 40.0% of mass 95	15.0
75	30.0 - 60.0% of mass 95	46.6
95	Base Peak, 100% relative abundance	100.0
96	5.0 - 9.0% of mass 95	6.8
173	Less than 2.0% of mass 174	0.0 (0.0)1
174	50.0 - 100.0% of mass 95	87.2
175	5.0 - 9.0% of mass 174	6.5 (7.4)1
176	Greater than 95.0%, but less than 101.0% of mass 174	83.5 (95.7)1
177	5.0 - 9.0% of mass 176	5.7 (6.8)2

1-Value is % of mass 174 2-Value is % of mass 176

THIS TUNE APPLIES TO THE FOLLOWING SAMPLES, MS, MSD, BLANKS, AND STANDARDS:

	EPA SAMPLE NO.	LAB SAMPLE ID	LAB FILE ID	DATE ANALYZED	TIME ANALYZED
01	VSTD040	200NG-A9IC	UXX4534	07/31/08	1526
02	VSTD020	100NG-A9IC	UXX4535	07/31/08	1547
03	VSTD010	50NG-A9IC	UXX4536	07/31/08	1609
04	VSTD005	25NG-A9IC	UXX4537	07/31/08	1631
05	VSTD002	10NG-A9IC	UXX4538	07/31/08	1652
06	VSTD001	5NG-A9IC	UXX4539	07/31/08	1713
07					
08					
09					
10					
11					
12					
13					
14					
15					
16					
17					
18					
19					
20					
21					
22					

Report Date : 05-May-2009 13:18

TestAmerica North Canton

INITIAL CALIBRATION DATA

Start Cal Date : 31-JUL-2008 12:40
End Cal Date : 05-MAY-2009 12:36
Quant Method : ISTD
Target Version : 4.14
Integrator : HP RTE
Method file : \\cansvr11\dd\chem\MSV\a3ux10.i\P90505A-IC.b\8260LLUX10.m
Last Edit : 05-May-2009 13:07 a3ux10.i

Calibration File Names:
Level 1: \\cansvr11\dd\chem\MSV\a3ux10.i\P90302B-IC.b\UXX9866.D
Level 2: \\cansvr11\dd\chem\MSV\a3ux10.i\P90302B-IC.b\UXX9865.D
Level 3: \\cansvr11\dd\chem\MSV\a3ux10.i\P90302B-IC.b\UXX9864.D
Level 4: \\cansvr11\dd\chem\MSV\a3ux10.i\P90302B-IC.b\UXX9863.D
Level 5: \\cansvr11\dd\chem\MSV\a3ux10.i\P90302B-IC.b\UXX9862.D
Level 6: \\cansvr11\dd\chem\MSV\a3ux10.i\P90302B-IC.b\UXX9861.D

Compound	5.0000 Level 1	10.0000 Level 2	25.0000 Level 3	50.0000 Level 4	100.0000 Level 5	200.0000 Level 6	Curve	Coefficients b	m1	m2	%RSD or R^2
8 Dichlorodifluoromethane	0.21655	0.22390	0.20703	0.20906	0.21788	0.17448	AVRG		0.20815		8.45651
9 Chloromethane	0.30785	0.24869	0.24345	0.24227	0.24590	0.23630	AVRG		0.25408		10.49565
10 Vinyl Chloride	0.33247	0.32193	0.29856	0.30180	0.31844	0.27314	AVRG		0.30772		6.88472
11 Bromomethane	18875	23275	79741	184659	388955	757215	WLINR	0.02130	0.13730		0.99598
12 Chloroethane	0.19546	0.14861	0.14683	0.16456	0.17625	0.17181	AVRG		0.16725		10.92426
13 Trichlorofluoromethane	0.23342	0.19585	0.18567	0.20075	0.20804	0.16979	AVRG		0.19892		10.80625
14 Dichlorofluoromethane	0.45698	0.42138	0.42578	0.37771	0.41396	0.41541	AVRG		0.41854		6.07803
15 Acrolein	0.03104	0.03245	0.03544	0.03576	0.04070	0.04194	AVRG		0.03622		12.00666
16 Acetone	31295	47262	106041	228666	466639	858531	WLINR	-0.11628	0.07634		0.99585
17 1,1-Dichloroethene	0.21775	0.22693	0.21170	0.22673	0.23249	0.21126	AVRG		0.22114		4.00174
18 Freon-113	0.18344	0.19016	0.17652	0.18707	0.19048	0.15568	AVRG		0.18056		7.33366
19 Iodomethane	0.33996	0.30335	0.31109	0.33327	0.33062	0.30877	AVRG		0.32118		4.74580
20 Carbon Disulfide	0.53365	0.46552	0.48618	0.51949	0.52619	0.45971	AVRG		0.49846		6.46205
21 Methylene Chloride	0.28644	0.25992	0.22981	0.23466	0.22817	0.22783	AVRG		0.24447		9.77245

Report Date : 05-May-2009 13:18

TestAmerica North Canton

INITIAL CALIBRATION DATA

Start Cal Date : 31-JUL-2008 12:40
End Cal Date : 05-MAY-2009 12:36
Quant Method : ISTD
Target Version : 4.14
Integrator : HP RTE
Method file : \\cansvr11\dd\chem\MSV\a3ux10.i\P90505A-IC.b\8260LLUX10.m
Last Edit : 05-May-2009 13:07 a3ux10.i

	Compound	5.0000 Level 1	10.0000 Level 2	25.0000 Level 3	50.0000 Level 4	100.0000 Level 5	200.0000 Level 6	Curve	Coefficients b	Coefficients m1	Coefficients m2	%RSD or R^2
	22 Acetonitrile	0.01726	0.01784	0.01746	0.02083	0.01977	0.02235	AVRG		0.01925		10.79342
	23 Acrylonitrile	0.08098	0.08880	0.08894	0.09432	0.09808	0.10226	AVRG		0.09223		8.23734
	24 Methyl tert-butyl ether	0.57922	0.59638	0.61270	0.69012	0.69732	0.68613	AVRG		0.64364		8.27624
	25 trans-1,2-Dichloroethene	0.23488	0.24172	0.22195	0.25193	0.25114	0.23648	AVRG		0.23968		4.69497
	26 Hexane	0.05929	0.06273	0.05526	0.06975	0.07036	0.05709	AVRG		0.06242		10.29058
	27 Vinyl acetate	37019	74652	252484	491226	1085269	2408846	WLINR	0.03160	0.39833		0.99164
	28 1,1-Dichloroethane	0.39324	0.38991	0.38873	0.42762	0.42740	0.42569	AVRG		0.40877		4.87699
	29 tert-Butyl Alcohol	0.01322	0.01346	0.01303	0.01676	0.01719	0.01646	AVRG		0.01502		13.13062
	30 2-Butanone	0.12158	0.11179	0.11410	0.11877	0.12909	0.13120	AVRG		0.12109		6.47253
M	31 1,2-Dichloroethene (total)	0.22763	0.23712	0.22802	0.25175	0.25451	0.24461	AVRG		0.24061		4.82035
	32 cis-1,2-dichloroethene	0.22038	0.23253	0.23408	0.25157	0.25789	0.25275	AVRG		0.24153		6.07922
	33 2,2-Dichloropropane	0.18500	0.20387	0.20678	0.22279	0.22986	0.21149	AVRG		0.20996		7.47870
	34 Bromochloromethane	0.11212	0.12109	0.11566	0.12492	0.12858	0.13085	AVRG		0.12220		5.99788
	35 Chloroform	0.38231	0.38904	0.38057	0.41566	0.41140	0.41130	AVRG		0.39838		4.04411
	36 Tetrahydrofuran	0.05310	0.06578	0.07287	0.07752	0.08021	0.07903	AVRG		0.07142		14.57647
	37 1,1,1-Trichloroethane	0.30097	0.29154	0.29658	0.31635	0.32239	0.29713	AVRG		0.30416		4.04601
	38 1,1-Dichloropropene	0.28654	0.29287	0.30330	0.32797	0.33512	0.30501	AVRG		0.30847		6.24195
	39 Carbon Tetrachloride	0.25153	0.26826	0.26810	0.27834	0.29461	0.26146	AVRG		0.27038		5.47370
	40 1,2-Dichloroethane	0.32009	0.33276	0.33388	0.34553	0.34767	0.34084	AVRG		0.33680		3.01341
	41 Benzene	0.94135	0.95359	0.92052	0.96302	0.96216	0.93444	AVRG		0.94584		1.77729
	42 Trichloroethene	0.24222	0.24403	0.23988	0.25340	0.26017	0.24397	AVRG		0.24728		3.16109
	43 1,2-Dichloropropane	0.20879	0.22475	0.21146	0.22630	0.22339	0.21824	AVRG		0.21882		3.34076

Report Date : 05-May-2009 13:18

TestAmerica North Canton

INITIAL CALIBRATION DATA

Start Cal Date : 31-JUL-2008 12:40
End Cal Date : 05-MAY-2009 12:36
Quant Method : ISTD
Target Version : 4.14
Integrator : HP RTE
Method file : \\cansvr11\dd\chem\MSV\a3ux10.i\P90505A-IC.b\8260LLUX10.m
Last Edit : 05-May-2009 13:07 a3ux10.i

	Compound	5.0000 Level 1	10.0000 Level 2	25.0000 Level 3	50.0000 Level 4	100.0000 Level 5	200.0000 Level 6	Curve	Coefficients b	m1	m2	%RSD or R^2	
	44 1,4-Dioxane	6409	18659	57633	147065	296594	481874	WLINR	2.53775	0.00203		0.99038	<- NOT Target
	45 Dibromomethane	0.12470	0.13587	0.12881	0.13606	0.13831	0.13758	AVRG		0.13356		4.12050	
	46 Bromodichloromethane	0.24775	0.25325	0.25209	0.27571	0.28815	0.28257	AVRG		0.26659		6.59637	
	47 2-Chloroethyl vinyl ether	24698	48952	162359	366623	797038	1671941	WLINR	0.07549	0.14087		0.99106	
	48 cis-1,3-Dichloropropene	0.24797	0.26696	0.28737	0.32929	0.34264	0.34037	AVRG		0.30243		13.41377	
	49 4-Methyl-2-pentanone	0.17460	0.19141	0.20694	0.22690	0.24230	0.24562	AVRG		0.21463		13.30511	
	50 Toluene	1.16732	1.22493	1.34376	1.37457	1.35992	1.35134	AVRG		1.30364		6.58632	
	51 trans-1,3-Dichloropropene	26566	54727	175186	412646	852894	1747758	WLINR	0.03485	0.42078		0.99727	
	52 Ethyl Methacrylate	21024	52375	150534	397783	838196	1683823	WLINR	0.04613	0.40616		0.99588	
	53 1,1,2-Trichloroethane	0.24854	0.26775	0.25962	0.27332	0.27344	0.26602	AVRG		0.26478		3.57799	
	54 1,3-Dichloropropane	0.44145	0.44978	0.47751	0.47913	0.48859	0.49782	AVRG		0.47238		4.68548	
	55 Tetrachloroethene	0.29209	0.28439	0.29323	0.30812	0.30596	0.28861	AVRG		0.29540		3.23379	
	56 2-Hexanone	27125	58954	180166	430603	920266	1874283	WLINR	0.07426	0.22376		0.99715	
	57 Dibromochloromethane	0.21813	0.22983	0.25926	0.27608	0.28500	0.30091	AVRG		0.26154		12.33834	
	58 1,2-Dibromoethane	0.23444	0.25063	0.26275	0.27504	0.27838	0.27478	AVRG		0.26267		6.56885	
	59 Chlorobenzene	0.78424	0.88293	0.85043	0.87908	0.87356	0.87097	AVRG		0.85687		4.35622	
	60 1,1,1,2-Tetrachloroethane	0.27849	0.28750	0.31036	0.30845	0.31545	0.31604	AVRG		0.30272		5.22154	
	61 Ethylbenzene	0.38475	0.40679	0.42831	0.48217	0.48283	0.48063	AVRG		0.44425		9.78487	
	62 m + p-Xylene	0.46199	0.50976	0.55960	0.61145	0.61131	0.61674	AVRG		0.56181		11.42783	
M	63 Xylenes (total)	0.44628	0.49826	0.55262	0.60115	0.60561	0.61207	AVRG		0.55267		12.26129	
	64 Xylene-o	0.41488	0.47527	0.53864	0.58054	0.59422	0.60275	AVRG		0.53438		14.04839	
	65 Styrene	57454	123660	383900	937952	1950504	4020329	WLINR	0.03835	0.95911		0.99684	

Report Date : 05-May-2009 13:18

TestAmerica North Canton

INITIAL CALIBRATION DATA

Start Cal Date : 31-JUL-2008 12:40
End Cal Date : 05-MAY-2009 12:36
Quant Method : ISTD
Target Version : 4.14
Integrator : HP RTE
Method file : \\cansvr11\dd\chem\MSV\a3ux10.i\P90505A-IC.b\8260LLUX10.m
Last Edit : 05-May-2009 13:07 a3ux10.i

	Compound	5.0000 Level 1	10.0000 Level 2	25.0000 Level 3	50.0000 Level 4	100.0000 Level 5	200.0000 Level 6	Curve	Coefficients b	m1	m2	%RSD or R^2
66	Bromoform	11830	26864	76295	184648	392669	805232	WLINR	0.03449	0.19169		0.99762
67	Isopropylbenzene	95015	205525	627288	1553693	3206189	6240785	WLINR	0.03603	1.54980		0.99786
68	1,1,2,2-Tetrachloroethane	0.57737	0.60036	0.58137	0.62636	0.62996	0.61951	AVRG		0.60582		3.78505
69	1,4-Dichloro-2-butene	0.12228	0.13890	0.13652	0.15431	0.16393	0.16608	AVRG		0.14700		11.74553
70	1,2,3-Trichloropropane	0.19734	0.19426	0.18893	0.20053	0.19342	0.19268	AVRG		0.19452		2.05515
71	Bromobenzene	0.58141	0.63171	0.58393	0.64379	0.64413	0.66218	AVRG		0.62453		5.42118
72	n-Propylbenzene	0.52960	0.56962	0.62798	0.72568	0.74228	0.72727	AVRG		0.65374		13.94811
73	2-Chlorotoluene	0.51182	0.56325	0.59046	0.61980	0.63068	0.62572	AVRG		0.59029		7.81726
74	1,3,5-Trimethylbenzene	74948	176087	530666	1311191	2662625	5213155	WLINR	0.03533	2.17164		0.99804
75	4-Chlorotoluene	0.49661	0.56872	0.57770	0.63630	0.62291	0.63639	AVRG		0.58977		9.19513
76	tert-Butylbenzene	65624	147839	465104	1153457	2381183	4548512	WLINR	0.03698	1.91083		0.99675
77	1,2,4-Trimethylbenzene	76084	178603	556235	1351132	2694960	5221318	WLINR	0.03531	2.21391		0.99885
78	sec-Butylbenzene	1.94328	2.17939	2.40592	2.71516	2.83159	2.73123	AVRG		2.46776		14.32748
79	4-Isopropyltoluene	78709	183924	568533	1429728	2910590	5693776	WLINR	0.03866	2.36651		0.99703
80	1,3-Dichlorobenzene	1.12987	1.19846	1.18729	1.23936	1.22965	1.26420	AVRG		1.20814		3.92342
81	1,4-Dichlorobenzene	1.25159	1.35844	1.24659	1.27033	1.26838	1.26431	AVRG		1.27661		3.22618
82	n-Butylbenzene	1.40524	1.51586	1.67955	1.91705	1.99936	1.98495	AVRG		1.75034		14.54181
83	1,2-Dichlorobenzene	1.21296	1.20213	1.18330	1.21203	1.20668	1.21483	AVRG		1.20532		0.97525
84	1,2-Dibromo-3-chloropropane	0.09003	0.10763	0.10803	0.11411	0.11684	0.11681	AVRG		0.10891		9.28334
85	1,2,4-Trichlorobenzene	0.68284	0.70570	0.72436	0.73703	0.80160	0.80474	AVRG		0.74271		6.76924
86	Hexachlorobutadiene	0.37806	0.39111	0.37873	0.37502	0.39809	0.37153	AVRG		0.38209		2.68601
87	Naphthalene	63912	156847	465539	1132690	2526635	4737916	WLINR	0.03979	1.97402		0.99550

Report Date : 05-May-2009 13:18

TestAmerica North Canton

INITIAL CALIBRATION DATA

Start Cal Date : 31-JUL-2008 12:40
End Cal Date : 05-MAY-2009 12:36
Quant Method : ISTD
Target Version : 4.14
Integrator : HP RTE
Method file : \\cansvr11\dd\chem\MSV\a3ux10.i\P90505A-IC.b\8260LLUX10.m
Last Edit : 05-May-2009 13:07 a3ux10.i

	Compound	5.0000 Level 1	10.0000 Level 2	25.0000 Level 3	50.0000 Level 4	100.0000 Level 5	200.0000 Level 6	Curve	Coefficients b	Coefficients m1	Coefficients m2	%RSD or R^2	
88	1,2,3-Trichlorobenzene	0.63118	0.73999	0.71887	0.70699	0.76509	0.73219	AVRG		0.71572		6.41196	
89	Ethyl Ether	0.22015	0.19478	0.19983	0.20677	0.20634	0.20385	AVRG		0.20529		4.17001	
90	Ethanol	+++++	+++++	+++++	+++++	+++++	+++++	AVRG		0.000e+000		0.000e+000	<-
91	3-Chloropropene	0.13884	0.12392	0.12183	0.13068	0.13969	0.14142	AVRG		0.13273		6.40918	
92	Isopropyl Ether	0.21359	0.19514	0.20390	0.20517	0.21566	0.22252	AVRG		0.20933		4.68204	
93	2-Chloro-1,3-butadiene	0.28761	0.27304	0.29286	0.28971	0.30044	0.30080	AVRG		0.29074		3.52015	
94	Propionitrile	0.03239	0.03308	0.03459	0.03407	0.03428	0.03251	AVRG		0.03349		2.83299	
95	Ethyl Acetate	0.19416	0.18707	0.17652	0.18050	0.18406	0.17985	AVRG		0.18369		3.42087	
96	Methacrylonitrile	0.13481	0.12180	0.13017	0.13412	0.13143	0.13042	AVRG		0.13046		3.56781	
97	Isobutanol	0.00903	0.00988	0.00994	0.01070	0.00999	0.00950	AVRG		0.00984		5.65735	<-
98	Cyclohexane	0.38930	0.41665	0.40262	0.48189	0.51411	0.42923	AVRG		0.43897		11.09962	
99	n-Butanol	0.00676	0.00732	0.00793	0.00825	0.00901	0.00851	AVRG		0.00796		10.27862	<-
100	Methyl Methacrylate	0.13523	0.14255	0.15052	0.15105	0.15523	0.15912	AVRG		0.14895		5.84390	
101	2-Nitropropane	0.03296	0.03443	0.03383	0.03591	0.03881	0.04009	AVRG		0.03600		7.95467	
102	Chloropicrin	+++++	+++++	+++++	+++++	+++++	+++++	AVRG		0.000e+000		0.000e+000	<-
103	Cyclohexanone	0.06313	0.06866	0.07098	0.07572	0.07464	0.06660	AVRG		0.06996		6.87748	
104	Pentachloroethane	+++++	+++++	+++++	+++++	+++++	+++++	AVRG		0.000e+000		0.000e+000	<-
105	Benzyl Chloride	17056	35491	97536	245345	615433	1538645	QUAD	0.09340	1.83945	-0.14897	0.99873	
134	Thiophene	+++++	+++++	+++++	+++++	+++++	+++++	AVRG		0.000e+000		0.000e+000	<-
135	Crotononitrile(1st Isomer)	+++++	+++++	+++++	+++++	+++++	+++++	AVRG		0.000e+000		0.000e+000	<-
136	Crotononitrile(2nd Isomer)	+++++	+++++	+++++	+++++	+++++	+++++	AVRG		0.000e+000		0.000e+000	<-
M 137	Total Crotononitrile	+++++	+++++	+++++	+++++	+++++	+++++	AVRG		0.000e+000		0.000e+000	<-

Report Date : 05-May-2009 13:18

TestAmerica North Canton

INITIAL CALIBRATION DATA

Start Cal Date : 31-JUL-2008 12:40
End Cal Date : 05-MAY-2009 12:36
Quant Method : ISTD
Target Version : 4.14
Integrator : HP RTE
Method file : \\cansvr11\dd\chem\MSV\a3ux10.i\P90505A-IC.b\8260LLUX10.m
Last Edit : 05-May-2009 13:07 a3ux10.i

Compound	5.0000 Level 1	10.0000 Level 2	25.0000 Level 3	50.0000 Level 4	100.0000 Level 5	200.0000 Level 6	Curve	Coefficients b	Coefficients m1	Coefficients m2	%RSD or R^2	
138 Paraldehyde	+++++	+++++	+++++	+++++	+++++	+++++	AVRG		0.000e+000		0.000e+000	<-
139 3,3,5-Trimethylcyclohexanone	+++++	+++++	+++++	+++++	+++++	+++++	AVRG		0.000e+000		0.000e+000	<-
140 1-Chlorohexane	0.22870	0.23447	0.25403	0.27002	0.27734	0.31922	AVRG		0.26396		12.54306	
141 1,3,5-Trichlorobenzene	0.88979	0.88221	0.87924	0.86957	0.90009	0.91128	AVRG		0.88869		1.69798	
143 Methyl Acetate	0.21124	0.21768	0.20820	0.22244	0.22685	0.23605	AVRG		0.22041		4.67508	
144 Methylcyclohexane	0.40347	0.42374	0.39075	0.50110	0.52531	0.43349	AVRG		0.44631		12.20612	
145 Dimethoxymethane	0.16537	0.17493	0.17276	0.19116	0.18917	0.20759	AVRG		0.18350		8.40325	
146 2-Methylnaphthalene	73548	175943	514246	1185223	2597657	+++++	WLINR	0.10035	0.85459		0.99680	
147 Tetrahydrothiophene	21231	42718	116091	269305	620823	1398945	WLINR	0.05328	0.28340		0.99371	
148 1,4-Dichlorobutane	0.45454	0.45077	0.45052	0.45730	0.48475	0.48941	AVRG		0.46455		3.80905	
149 Vinyl Acetate-86	2538	7379	29495	53897	119649	256437	WLINR	0.05753	0.04517		0.99346	
150 1,3-Butadiene	+++++	+++++	+++++	+++++	+++++	+++++	AVRG		0.000e+000		0.000e+000	<-
151 Ethyl Acrylate	+++++	+++++	+++++	+++++	+++++	+++++	AVRG		0.000e+000		0.000e+000	<-
152 n-Heptane	0.18866	0.19364	0.19000	0.19662	0.20961	0.24003	AVRG		0.20309		9.64286	
153 t-Butyl ethyl ether	0.66054	0.62889	0.64003	0.64072	0.69103	0.71359	AVRG		0.66247		5.02349	
154 t-Amyl methyl ether	0.55457	0.53880	0.56811	0.59063	0.63371	0.65263	AVRG		0.58974		7.65437	
155 1,2,3-Trimethylbenzene	2.14768	2.07703	2.22985	2.38075	2.45221	2.49761	AVRG		2.29752		7.45121	
$ 4 Dibromofluoromethane	0.21360	0.20735	0.20479	0.21148	0.22075	0.23488	AVRG		0.21547		5.10131	
$ 5 1,2-Dichloroethane-d4	0.30654	0.30565	0.28430	0.29033	0.29638	0.31298	AVRG		0.29936		3.64015	
$ 6 Toluene-d8	0.94308	1.08819	1.10558	1.09917	1.14767	1.19865	AVRG		1.09706		7.81450	
$ 7 Bromofluorobenzene	0.33387	0.36553	0.36620	0.38326	0.39598	0.42335	AVRG		0.37803		8.06660	

5A

VOLATILE ORGANIC GC/MS TUNING AND MASS CALIBRATION - BROMOFLUOROBENZENE (BFB)

Lab Name: NORTH CANTON Contract:

Lab Code: TALCAN Case No.: SAS No.: SDG No.: 9F11135

Lab File ID: BFB3301 BFB Injection Date: 06/22/09

Instrument ID: A3UX10 BFB Injection Time: 1036

Matrix: (soil/water) WATER Level: (low/med) LOW Column: (pack/cap) CAP

m/e	ION ABUNDANCE CRITERIA	% RELATIVE ABUNDANCE
50	15.0 - 40.0% of mass 95	19.5
75	30.0 - 60.0% of mass 95	49.2
95	Base Peak, 100% relative abundance	100.0
96	5.0 - 9.0% of mass 95	6.7
173	Less than 2.0% of mass 174	0.3 (0.3)1
174	50.0 - 100.0% of mass 95	85.2
175	5.0 - 9.0% of mass 174	6.0 (7.1)1
176	Greater than 95.0%, but less than 101.0% of mass 174	82.6 (97.0)1
177	5.0 - 9.0% of mass 176	5.3 (6.4)2

1-Value is % of mass 174 2-Value is % of mass 176

THIS TUNE APPLIES TO THE FOLLOWING SAMPLES, MS, MSD, BLANKS, AND STANDARDS:

	EPA SAMPLE NO.	LAB SAMPLE ID	LAB FILE ID	DATE ANALYZED	TIME ANALYZED
01	VSTD010	50NG-CC	UXX2742	06/22/09	1101
02	LFF3D-CHK	LFF3D1AC	UXX2745	06/22/09	1206
03	VSTD010	50NG-A9CC	UXX2746	06/22/09	1227
04	LFF3D-CKDUP	LFF3D1AD	UXX2747	06/22/09	1249
05	LFF3D-BLK	LFF3D1AA	UXX2748	06/22/09	1314
06	TB061009	LEN911AA	UXX2767	06/22/09	2008
07					
08					
09					
10					
11					
12					
13					
14					
15					
16					
17					
18					
19					
20					
21					
22					

Data File: \\cansvr11\dd\chem\MSV\a3ux10.i\P90622A.b\UXX2742.D
Report Date: 22-Jun-2009 13:11

TestAmerica North Canton

CONTINUING CALIBRATION COMPOUNDS

Instrument ID: a3ux10.i Injection Date: 22-JUN-2009 11:01
Lab File ID: UXX2742.D Init. Cal. Date(s): 31-JUL-2008 05-MAY-2009
Analysis Type: WATER Init. Cal. Times: 12:40 12:36
Lab Sample ID: 50NG-CC Quant Type: ISTD
Method: \\cansvr11\dd\chem\MSV\a3ux10.i\P90622A.b\8260LLUX10.m

COMPOUND	RRF / AMOUNT	RF50	CCAL RRF50	MIN RRF	%D / %DRIFT	MAX %D / %DRIFT	CURVE TYPE	
$ 4 Dibromofluoromethane	0.21547	0.20474	0.20474	0.010	4.98024	50.00000	Averaged	
$ 5 1,2-Dichloroethane-d4	0.29936	0.25779	0.25779	0.010	13.88904	50.00000	Averaged	
$ 6 Toluene-d8	1.09706	1.13310	1.13310	0.010	-3.28527	50.00000	Averaged	
$ 7 Bromofluorobenzene	0.37803	0.41956	0.41956	0.010	-10.98643	50.00000	Averaged	
8 Dichlorodifluoromethane	0.20815	0.21379	0.21379	0.010	-2.70948	50.00000	Averaged	
9 Chloromethane	0.25408	0.32701	0.32701	0.100	-28.70563	50.00000	Averaged	
10 Vinyl Chloride	0.30772	0.34316	0.34316	0.010	-11.51630	20.00000	Averaged	
11 Bromomethane	50.00000	45.95146	0.12326	0.010	8.09708	0.000e+000	Wt Linear	
12 Chloroethane	0.16725	0.16477	0.16477	0.010	1.48257	50.00000	Averaged	
13 Trichlorofluoromethane	0.19892	0.16263	0.16263	0.010	18.24180	50.00000	Averaged	
15 Acrolein	0.03622	0.01852	0.01852	0.010	48.86625	50.00000	Averaged	
16 Acetone	100	116	0.09314	0.010	-16.18492	0.000e+000	Wt Linear	
17 1,1-Dichloroethene	0.22114	0.22971	0.22971	0.010	-3.87572	20.00000	Averaged	
18 Freon-113	0.18056	0.15215	0.15215	0.010	15.73295	50.00000	Averaged	
19 Iodomethane	0.32118	0.33155	0.33155	0.010	-3.23084	50.00000	Averaged	
20 Carbon Disulfide	0.49846	0.70288	0.70288	0.010	-41.01153	50.00000	Averaged	
21 Methylene Chloride	0.24447	0.26612	0.26612	0.010	-8.85401	50.00000	Averaged	
22 Acetonitrile	0.01925	0.03310	0.03310	0.010	-71.92339	50.00000	Averaged	<-
23 Acrylonitrile	0.09223	0.10335	0.10335	0.010	-12.05814	50.00000	Averaged	
24 Methyl tert-butyl ether	0.64364	0.70172	0.70172	0.010	-9.02235	50.00000	Averaged	
25 trans-1,2-Dichloroethene	0.23968	0.26157	0.26157	0.010	-9.13345	50.00000	Averaged	
26 Hexane	0.06242	0.05593	0.05593	0.010	10.38360	20.00000	Averaged	
27 Vinyl acetate	50.00000	38.46266	0.29383	0.010	23.07467	0.000e+000	Wt Linear	
28 1,1-Dichloroethane	0.40877	0.46789	0.46789	0.100	-14.46482	50.00000	Averaged	
29 tert-Butyl Alcohol	0.01502	0.01977	0.01977	0.010	-31.63920	50.00000	Averaged	
30 2-Butanone	0.12109	0.12871	0.12871	0.010	-6.29158	50.00000	Averaged	
M 31 1,2-Dichloroethene (total)	0.24061	0.26363	0.26363	0.010	-9.56921	50.00000	Averaged	
32 cis-1,2-dichloroethene	0.24153	0.26569	0.26569	0.010	-10.00163	50.00000	Averaged	
33 2,2-Dichloropropane	0.20996	0.23298	0.23298	0.010	-10.96117	50.00000	Averaged	
34 Bromochloromethane	0.12220	0.13024	0.13024	0.010	-6.57557	50.00000	Averaged	
35 Chloroform	0.39838	0.42597	0.42597	0.010	-6.92484	20.00000	Averaged	
36 Tetrahydrofuran	0.07142	0.07951	0.07951	0.010	-11.32670	50.00000	Averaged	
37 1,1,1-Trichloroethane	0.30416	0.30098	0.30098	0.010	1.04458	50.00000	Averaged	
38 1,1-Dichloropropene	0.30847	0.33943	0.33943	0.010	-10.03567	50.00000	Averaged	
39 Carbon Tetrachloride	0.27038	0.26268	0.26268	0.010	2.84720	50.00000	Averaged	
40 1,2-Dichloroethane	0.33680	0.35182	0.35182	0.010	-4.46197	50.00000	Averaged	
41 Benzene	0.94584	1.06309	1.06309	0.010	-12.39631	50.00000	Averaged	
42 Trichloroethene	0.24728	0.25486	0.25486	0.010	-3.06654	50.00000	Averaged	
43 1,2-Dichloropropane	0.21882	0.25469	0.25469	0.010	-16.39333	20.00000	Averaged	
44 1,4-Dioxane	2500	3335	0.00261	0.010	-33.38248	0.000e+000	Wt Linear	<-
45 Dibromomethane	0.13356	0.14259	0.14259	0.010	-6.76636	50.00000	Averaged	
46 Bromodichloromethane	0.26659	0.28979	0.28979	0.010	-8.70235	50.00000	Averaged	
47 2-Chloroethyl vinyl ether	100	91.47299	0.12354	0.010	8.52701	0.000e+000	Wt Linear	

Data File: \\cansvr11\dd\chem\MSV\a3ux10.i\P90622A.b\UXX2742.D
Report Date: 22-Jun-2009 13:11

TestAmerica North Canton

CONTINUING CALIBRATION COMPOUNDS

Instrument ID: a3ux10.i Injection Date: 22-JUN-2009 11:01
Lab File ID: UXX2742.D Init. Cal. Date(s): 31-JUL-2008 05-MAY-2009
Analysis Type: WATER Init. Cal. Times: 12:40 12:36
Lab Sample ID: 50NG-CC Quant Type: ISTD
Method: \\cansvr11\dd\chem\MSV\a3ux10.i\P90622A.b\8260LLUX10.m

			CCAL	MIN		MAX	
COMPOUND	RRF / AMOUNT	RF50	RRF50	RRF	%D / %DRIFT	%D / %DRIFT	CURVE TYPE
48 cis-1,3-Dichloropropene	0.30243	0.32358	0.32358	0.010	-6.99180	50.00000	Averaged
49 4-Methyl-2-pentanone	0.21463	0.23809	0.23809	0.010	-10.93033	50.00000	Averaged
50 Toluene	1.30364	1.48307	1.48307	0.010	-13.76328	20.00000	Averaged
51 trans-1,3-Dichloropropene	50.00000	49.61107	0.40284	0.010	0.77787	0.000e+000	Wt Linear
52 Ethyl Methacrylate	50.00000	61.08585	0.47748	0.010	-22.17170	0.000e+000	Wt Linear
53 1,1,2-Trichloroethane	0.26478	0.28169	0.28169	0.010	-6.38763	50.00000	Averaged
54 1,3-Dichloropropane	0.47238	0.52472	0.52472	0.010	-11.07984	50.00000	Averaged
55 Tetrachloroethene	0.29540	0.27907	0.27907	0.010	5.52807	50.00000	Averaged
56 2-Hexanone	100	112	0.24160	0.010	-11.68421	0.000e+000	Wt Linear
57 Dibromochloromethane	0.26154	0.28770	0.28770	0.010	-10.00327	50.00000	Averaged
58 1,2-Dibromoethane	0.26267	0.27408	0.27408	0.010	-4.34548	50.00000	Averaged
59 Chlorobenzene	0.85687	0.94652	0.94652	0.300	-10.46277	50.00000	Averaged
60 1,1,1,2-Tetrachloroethane	0.30272	0.33680	0.33680	0.010	-11.25874	50.00000	Averaged
61 Ethylbenzene	0.44425	0.51321	0.51321	0.010	-15.52501	20.00000	Averaged
62 m + p-Xylene	0.56181	0.66364	0.66364	0.010	-18.12625	50.00000	Averaged
M 63 Xylenes (total)	0.55267	0.65817	0.65817	0.010	-19.08985	50.00000	Averaged
64 Xylene-o	0.53438	0.64722	0.64722	0.010	-21.11597	50.00000	Averaged
65 Styrene	50.00000	58.43596	1.08415	0.010	-16.87192	0.000e+000	Wt Linear
66 Bromoform	50.00000	47.34205	0.17489	0.100	5.31590	0.000e+000	Wt Linear
67 Isopropylbenzene	50.00000	53.84355	1.61310	0.010	-7.68711	0.000e+000	Wt Linear
68 1,1,2,2-Tetrachloroethane	0.60582	0.63827	0.63827	0.300	-5.35716	50.00000	Averaged
69 1,4-Dichloro-2-butene	0.14700	0.05828	0.05828	0.010	60.35385	50.00000	Averaged <-
70 1,2,3-Trichloropropane	0.19452	0.18871	0.18871	0.010	2.98895	50.00000	Averaged
71 Bromobenzene	0.62453	0.63048	0.63048	0.010	-0.95399	50.00000	Averaged
72 n-Propylbenzene	0.65374	0.72273	0.72273	0.010	-10.55367	50.00000	Averaged
73 2-Chlorotoluene	0.59029	0.62828	0.62828	0.010	-6.43609	50.00000	Averaged
74 1,3,5-Trimethylbenzene	50.00000	52.75745	2.21469	0.010	-5.51489	0.000e+000	Wt Linear
75 4-Chlorotoluene	0.58977	0.66530	0.66530	0.010	-12.80618	50.00000	Averaged
76 tert-Butylbenzene	50.00000	51.57362	1.90031	0.010	-3.14724	0.000e+000	Wt Linear
77 1,2,4-Trimethylbenzene	50.00000	54.05347	2.31523	0.010	-8.10694	0.000e+000	Wt Linear
78 sec-Butylbenzene	2.46776	2.77549	2.77549	0.010	-12.46989	50.00000	Averaged
79 4-Isopropyltoluene	50.00000	52.45746	2.39132	0.010	-4.91492	0.000e+000	Wt Linear
80 1,3-Dichlorobenzene	1.20814	1.28976	1.28976	0.010	-6.75574	50.00000	Averaged
81 1,4-Dichlorobenzene	1.27661	1.37893	1.37893	0.010	-8.01529	50.00000	Averaged
82 n-Butylbenzene	1.75034	2.07610	2.07610	0.010	-18.61152	50.00000	Averaged
83 1,2-Dichlorobenzene	1.20532	1.32381	1.32381	0.010	-9.83026	50.00000	Averaged
84 1,2-Dibromo-3-chloropropane	0.10891	0.10810	0.10810	0.010	0.74355	50.00000	Averaged
85 1,2,4-Trichlorobenzene	0.74271	0.81224	0.81224	0.010	-9.36105	50.00000	Averaged
86 Hexachlorobutadiene	0.38209	0.38588	0.38588	0.010	-0.99148	50.00000	Averaged
87 Naphthalene	50.00000	49.10383	1.86008	0.010	1.79233	0.000e+000	Wt Linear
88 1,2,3-Trichlorobenzene	0.71572	0.79267	0.79267	0.010	-10.75184	50.00000	Averaged
98 Cyclohexane	0.43897	0.45114	0.45114	0.010	-2.77310	50.00000	Averaged
143 Methyl Acetate	0.22041	0.23984	0.23984	0.010	-8.81309	50.00000	Averaged

Data File: \\cansvr11\dd\chem\MSV\a3ux10.i\P90622A.b\UXX2742.D
Report Date: 22-Jun-2009 13:11

TestAmerica North Canton

CONTINUING CALIBRATION COMPOUNDS

Instrument ID: a3ux10.i
Lab File ID: UXX2742.D
Analysis Type: WATER
Lab Sample ID: 50NG-CC
Method: \\cansvr11\dd\chem\MSV\a3ux10.i\P90622A.b\8260LLUX10.m

Injection Date: 22-JUN-2009 11:01
Init. Cal. Date(s): 31-JUL-2008 05-MAY-2009
Init. Cal. Times: 12:40 12:36
Quant Type: ISTD

COMPOUND	RRF / AMOUNT	RF50	CCAL RRF50	MIN RRF	%D / %DRIFT	MAX %D / %DRIFT	CURVE TYPE
144 Methylcyclohexane	0.44631	0.42595	0.42595	0.010	4.56194	50.00000	Averaged
141 1,3,5-Trichlorobenzene	0.88869	0.95508	0.95508	0.010	-7.47048	50.00000	Averaged
149 Vinyl Acetate-86	50.00000	35.13440	0.02914	0.010	29.73119	0.000e+000	Wt Linear

Data File: \\cansvr11\dd\chem\MSV\a3ux10.i\P90622A.b\UXX2746.D
Report Date: 22-Jun-2009 12:43

TestAmerica North Canton

CONTINUING CALIBRATION COMPOUNDS

Instrument ID: a3ux10.i Injection Date: 22-JUN-2009 12:27
Lab File ID: UXX2746.D Init. Cal. Date(s): 31-JUL-2008 05-MAY-2009
Analysis Type: WATER Init. Cal. Times: 12:40 12:36
Lab Sample ID: 50NG-A9CC Quant Type: ISTD
Method: \\cansvr11\dd\chem\MSV\a3ux10.i\P90622A.b\8260LLUX10.m

COMPOUND	RRF / AMOUNT	RF50	CCAL RRF50	MIN RRF	%D / %DRIFT	MAX %D / %DRIFT	CURVE TYPE	
14 Dichlorofluoromethane	0.41854	0.29892	0.29892	0.010	28.58060	50.00000	Averaged	
89 Ethyl Ether	0.20529	0.22225	0.22225	0.010	-8.26325	50.00000	Averaged	
91 3-Chloropropene	0.13273	0.10956	0.10956	0.010	17.45988	50.00000	Averaged	
92 Isopropyl Ether	0.20933	0.22225	0.22225	0.010	-6.17134	50.00000	Averaged	
93 2-Chloro-1,3-butadiene	0.29074	0.32421	0.32421	0.010	-11.51068	50.00000	Averaged	
94 Propionitrile	0.03349	0.03778	0.03778	0.010	-12.81557	50.00000	Averaged	
95 Ethyl Acetate	0.18369	0.25729	0.25729	0.010	-40.06373	50.00000	Averaged	
96 Methacrylonitrile	0.13046	0.16463	0.16463	0.010	-26.19552	50.00000	Averaged	
97 Isobutanol	0.00984	0.01345	0.01345	0.010	-36.65469	50.00000	Averaged	<-
99 n-Butanol	0.00796	0.00923	0.00923	0.010	-15.84910	50.00000	Averaged	<-
100 Methyl Methacrylate	0.14895	0.21145	0.21145	0.010	-41.95955	50.00000	Averaged	
101 2-Nitropropane	0.03600	0.05044	0.05044	0.010	-40.10106	50.00000	Averaged	
103 Cyclohexanone	0.06996	0.09490	0.09490	0.010	-35.64979	50.00000	Averaged	
146 2-Methylnaphthalene	100	107	0.87072	0.010	-6.90500	0.000e+000	Wt Linear	
153 t-Butyl ethyl ether	0.66247	0.66457	0.66457	0.010	-0.31826	50.00000	Averaged	
154 t-Amyl methyl ether	0.58974	0.57453	0.57453	0.010	2.57864	50.00000	Averaged	
155 1,2,3-Trimethylbenzene	2.29752	2.46229	2.46229	0.010	-7.17144	50.00000	Averaged	

8A
VOLATILE INTERNAL STANDARD AREA SUMMARY

Lab Name: NORTH CANTON Contract:

Lab Code: TALCAN Case No.: SAS No.: SDG No.: 9F11135

Lab File ID (Standard): UXX2742 Date Analyzed: 06/22/09

Instrument ID: A3UX10 Time Analyzed: 1101

Matrix: (soil/water) WATER Level: (low/med) LOW Column: (pack/cap) CAP

		IS1(CBZ) AREA #	RT	IS2(DCB) AREA #	RT	IS3 AREA #	RT
	12 HOUR STD	922215	8.07	605293	10.33	1357544	5.38
	UPPER LIMIT	1844430	8.57	1210586	10.83	2715088	5.88
	LOWER LIMIT	461108	7.57	302647	9.83	678772	4.88
	EPA SAMPLE NO.						
01	LFF3D-CHK	952562	8.07	631571	10.32	1426247	5.37
02	LFF3D-CKDUP	971387	8.07	633177	10.32	1432569	5.37
03	LFF3D-BLK	934609	8.07	516769	10.32	1310694	5.37
04	TB061009	817322	8.07	463271	10.33	1177920	5.37
05							
06							
07							
08							
09							
10							
11							
12							
13							
14							
15							
16							
17							
18							
19							
20							
21							
22							

IS1 (CBZ) = Chlorobenzene-d5
IS2 (DCB) = 1,4-Dichlorobenzene-d4
IS3 = Fluorobenzene

UPPER LIMIT = +100% of internal standard area.
LOWER LIMIT = - 50% of internal standard area.

Column used to flag internal standard area values with an asterisk.

SW846 8260B METHOD BLANK SUMMARY

BLANK WORKORDER NO.: LFLAR1AA

Lab Name: TestAmerica Laboratories, Inc.

Lab Code: TALCAN SDG Number: 9F11135

Lab File ID: UXC3823.D Lot Number: A9F120214

Date Analyzed: 06/23/09 Time Analyzed: 12:32

Matrix: WATER Date Extracted: 06/23/09

GC Column: DB624 ID: .18 Extraction Method: 5030B/8260B

Instrument ID: UX15 Level: (low/med) LOW

THIS METHOD BLANK APPLIES TO THE FOLLOWING SAMPLES, LCS, LCSD, MS , MSD:

	CLIENT ID.	SAMPLE WORK ORDER #	LAB FILE ID	DATE ANALYZED	TIME ANALYZED
01	TB061109A	LETQ81AA	UXC3831.D	06/23/09	15:32
02	TB061109B	LETRC1AA	UXC3832.D	06/23/09	15:54
03	INTRA-LAB QC	LET341CA	UXC3825.D	06/23/09	13:17
04	LAB MS/MSD	LET341CC S	UXC3845.D	06/23/09	20:43
05	LAB MS/MSD	LET341CD D	UXC3846.D	06/23/09	21:06
06	CHECK SAMPLE	LFLAR1AC C	UXC3820.D	06/23/09	11:23
07	DUPLICATE CHECK	LFLAR1AD L	UXC3822.D	06/23/09	12:10
08					
09					
10					
11					
12					
13					
14					
15					
16					
17					
18					
19					
20					
21					
22					
23					
24					
25					
26					
27					
28					
29					
30					

COMMENTS:

METHOD BLANK REPORT

GC/MS Volatiles

Client Lot #...: 9F11135 **Work Order #...:** LFLAR1AA **Matrix.....:** WATER
MB Lot-Sample #: A9F250000-287

Prep Date.....: 06/23/09 **Final Wgt/Vol..:** 5 mL
Analysis Date..: 06/23/09 **Prep Batch #...:** 9176287
Dilution Factor: 1 **Initial Wgt/Vol:** 5 mL

PARAMETER	RESULT	REPORTING LIMIT	UNITS	METHOD
Acetone	ND	5.0	ug/L	SW846 8260B
Bromodichloromethane	ND	1.0	ug/L	SW846 8260B
Carbon disulfide	ND	1.0	ug/L	SW846 8260B
Dibromochloromethane	ND	1.0	ug/L	SW846 8260B
1,2-Dibromo-3-chloro-propane	ND	2.0	ug/L	SW846 8260B
Dibromomethane	ND	1.0	ug/L	SW846 8260B
Dichlorodifluoromethane	ND	1.0	ug/L	SW846 8260B
cis-1,2-Dichloroethene	ND	1.0	ug/L	SW846 8260B
trans-1,2-Dichloroethene	ND	1.0	ug/L	SW846 8260B
Trichlorofluoromethane	ND	1.0	ug/L	SW846 8260B
2-Hexanone	ND	5.0	ug/L	SW846 8260B
Styrene	ND	1.0	ug/L	SW846 8260B
1,1,1,2-Tetrachloroethane	ND	1.0	ug/L	SW846 8260B
1,2,3-Trichloropropane	ND	1.0	ug/L	SW846 8260B
Vinyl acetate	ND	2.0	ug/L	SW846 8260B
Xylenes (total)	ND	2.0	ug/L	SW846 8260B
1,2-Dibromoethane	ND	1.0	ug/L	SW846 8260B
2-Butanone	ND	5.0	ug/L	SW846 8260B
4-Methyl-2-pentanone	ND	5.0	ug/L	SW846 8260B
Bromobenzene	ND	1.0	ug/L	SW846 8260B
Bromochloromethane	ND	1.0	ug/L	SW846 8260B
n-Butylbenzene	ND	1.0	ug/L	SW846 8260B
sec-Butylbenzene	ND	1.0	ug/L	SW846 8260B
tert-Butylbenzene	ND	1.0	ug/L	SW846 8260B
2-Chloroethyl vinyl ether	ND	5.0	ug/L	SW846 8260B
2-Chlorotoluene	ND	1.0	ug/L	SW846 8260B
4-Chlorotoluene	ND	1.0	ug/L	SW846 8260B
1,2-Dichlorobenzene	ND	1.0	ug/L	SW846 8260B
1,3-Dichlorobenzene	ND	1.0	ug/L	SW846 8260B
1,4-Dichlorobenzene	ND	1.0	ug/L	SW846 8260B
1,3-Dichloropropane	ND	1.0	ug/L	SW846 8260B
2,2-Dichloropropane	ND	1.0	ug/L	SW846 8260B
1,1-Dichloropropene	ND	1.0	ug/L	SW846 8260B
Hexachlorobutadiene	ND	1.0	ug/L	SW846 8260B
Isopropylbenzene	ND	1.0	ug/L	SW846 8260B
p-Isopropyltoluene	ND	1.0	ug/L	SW846 8260B
tert-Butyl alcohol	ND	20	ug/L	SW846 8260B
Naphthalene	ND	1.0	ug/L	SW846 8260B
n-Propylbenzene	ND	1.0	ug/L	SW846 8260B
1,2,3-Trichlorobenzene	ND	1.0	ug/L	SW846 8260B

(Continued on next page)

METHOD BLANK REPORT

GC/MS Volatiles

Client Lot #...: 9F11135 **Work Order #...:** LFLAR1AA **Matrix.....:** WATER

PARAMETER	RESULT	REPORTING LIMIT	UNITS	METHOD
1,2,4-Trichloro-benzene	ND	1.0	ug/L	SW846 8260B
1,1,2-Trichloro-1,2,2-trifluoroethane	ND	1.0	ug/L	SW846 8260B
1,2,4-Trimethylbenzene	ND	1.0	ug/L	SW846 8260B
o-Xylene	ND	1.0	ug/L	SW846 8260B
Methyl tert-butyl ether	ND	5.0	ug/L	SW846 8260B
m-Xylene & p-Xylene	ND	2.0	ug/L	SW846 8260B
1,2,3-Trimethylbenzene	ND	5.0	ug/L	SW846 8260B
Diisopropyl Ether (DIPE)	ND	5.0	ug/L	SW846 8260B
Ethyl-t-Butyl Ether (ETBE	ND	5.0	ug/L	SW846 8260B
Tert-amyl methyl ether (T	ND	5.0	ug/L	SW846 8260B
Benzene	ND	1.0	ug/L	SW846 8260B
Bromoform	ND	1.0	ug/L	SW846 8260B
Bromomethane	ND	1.0	ug/L	SW846 8260B
Carbon tetrachloride	ND	1.0	ug/L	SW846 8260B
Chlorobenzene	ND	1.0	ug/L	SW846 8260B
Chloroethane	ND	1.0	ug/L	SW846 8260B
Chloroform	ND	1.0	ug/L	SW846 8260B
Chloromethane	ND	1.0	ug/L	SW846 8260B
1,1-Dichloroethane	ND	1.0	ug/L	SW846 8260B
1,2-Dichloroethane	ND	1.0	ug/L	SW846 8260B
1,1-Dichloroethene	ND	1.0	ug/L	SW846 8260B
1,2-Dichloropropane	ND	1.0	ug/L	SW846 8260B
cis-1,3-Dichloropropene	ND	1.0	ug/L	SW846 8260B
trans-1,3-Dichloropropene	ND	1.0	ug/L	SW846 8260B
Ethylbenzene	ND	1.0	ug/L	SW846 8260B
Methylene chloride	ND	1.0	ug/L	SW846 8260B
1,1,2,2-Tetrachloroethane	ND	1.0	ug/L	SW846 8260B
Tetrachloroethene	ND	1.0	ug/L	SW846 8260B
Toluene	ND	1.0	ug/L	SW846 8260B
1,1,1-Trichloroethane	ND	1.0	ug/L	SW846 8260B
Trichloroethene	ND	1.0	ug/L	SW846 8260B
Vinyl chloride	ND	1.0	ug/L	SW846 8260B

SURROGATE	PERCENT RECOVERY	RECOVERY LIMITS
Dibromofluoromethane	87	(73 - 122)
1,2-Dichloroethane-d4	90	(61 - 128)
Toluene-d8	88	(76 - 110)
4-Bromofluorobenzene	83	(74 - 116)

NOTE(S):

Calculations are performed before rounding to avoid round-off errors in calculated results.

Tetra Tech NUS, Inc

Method Blank Report

GC/MS Volatiles

Lot-Sample #: A9F250000-287 B **Work Order #:** LFLAR1AA **Matrix:** WATER

MASS SPECTROMETER/DATA SYSTEM (MSDS) TENTATIVELY IDENTIFIED COMPOUNDS

PARAMETER	CAS #	ESTIMATED RESULT	RETENTION TIME	UNITS
None				ug/L

LABORATORY CONTROL SAMPLE EVALUATION REPORT

GC/MS Volatiles

Client Lot #...: 9F11135 **Work Order #...:** LFLAR1AC-LCS **Matrix.....:** WATER
LCS Lot-Sample#: A9F250000-287 LFLAR1AD-LCSD
Prep Date.....: 06/23/09 **Analysis Date..:** 06/23/09
Prep Batch #...: 9176287
Dilution Factor: 1 **Final Wgt/Vol..:** 5 mL
Initial Wgt/Vol: 5 mL

PARAMETER	PERCENT RECOVERY	RECOVERY LIMITS	RPD	RPD LIMITS	METHOD
Benzene	**94**	**(80 - 116)**			**SW846 8260B**
	90	**(80 - 116)**	**3.8**	**(0-20)**	**SW846 8260B**
Chlorobenzene	**95**	**(76 - 117)**			**SW846 8260B**
	93	**(76 - 117)**	**2.3**	**(0-20)**	**SW846 8260B**
1,1-Dichloroethene	**102**	**(63 - 130)**			**SW846 8260B**
	95	**(63 - 130)**	**7.4**	**(0-20)**	**SW846 8260B**
Toluene	**96**	**(74 - 119)**			**SW846 8260B**
	95	**(74 - 119)**	**0.66**	**(0-20)**	**SW846 8260B**
Trichloroethene	**100**	**(75 - 122)**			**SW846 8260B**
	98	**(75 - 122)**	**1.7**	**(0-20)**	**SW846 8260B**

SURROGATE	PERCENT RECOVERY	RECOVERY LIMITS
Dibromofluoromethane	94	(73 - 122)
	91	(73 - 122)
1,2-Dichloroethane-d4	90	(61 - 128)
	90	(61 - 128)
Toluene-d8	93	(76 - 110)
	93	(76 - 110)
4-Bromofluorobenzene	96	(74 - 116)
	93	(74 - 116)

NOTE(S):

Calculations are performed before rounding to avoid round-off errors in calculated results.

Bold print denotes control parameters

LABORATORY CONTROL SAMPLE DATA REPORT

GC/MS Volatiles

Client Lot #...: 9F11135 **Work Order #...:** LFLAR1AC-LCS **Matrix.....:** WATER
LCS Lot-Sample#: A9F250000-287 LFLAR1AD-LCSD
Prep Date.....: 06/23/09 **Analysis Date..:** 06/23/09
Prep Batch #...: 9176287
Dilution Factor: 1 **Final Wgt/Vol..:** 5 mL
Initial Wgt/Vol: 5 mL

PARAMETER	SPIKE AMOUNT	MEASURED AMOUNT	UNITS	PERCENT RECOVERY	RPD	METHOD
Benzene	**10**	**9.4**	**ug/L**	**94**		**SW846 8260B**
	10	**9.0**	**ug/L**	**90**	**3.8**	**SW846 8260B**
Chlorobenzene	**10**	**9.5**	**ug/L**	**95**		**SW846 8260B**
	10	**9.3**	**ug/L**	**93**	**2.3**	**SW846 8260B**
1,1-Dichloroethene	**10**	**10**	**ug/L**	**102**		**SW846 8260B**
	10	**9.5**	**ug/L**	**95**	**7.4**	**SW846 8260B**
Toluene	**10**	**9.6**	**ug/L**	**96**		**SW846 8260B**
	10	**9.5**	**ug/L**	**95**	**0.66**	**SW846 8260B**
Trichloroethene	**10**	**10**	**ug/L**	**100**		**SW846 8260B**
	10	**9.8**	**ug/L**	**98**	**1.7**	**SW846 8260B**

SURROGATE	PERCENT RECOVERY	RECOVERY LIMITS
Dibromofluoromethane	94	(73 - 122)
	91	(73 - 122)
1,2-Dichloroethane-d4	90	(61 - 128)
	90	(61 - 128)
Toluene-d8	93	(76 - 110)
	93	(76 - 110)
4-Bromofluorobenzene	96	(74 - 116)
	93	(74 - 116)

NOTE(S):

Calculations are performed before rounding to avoid round-off errors in calculated results.

Bold print denotes control parameters

MATRIX SPIKE SAMPLE EVALUATION REPORT

GC/MS Volatiles

Client Lot #...:	9F11135	**Work Order #...:**	LET341CC-MS	**Matrix.....:**	WATER
MS Lot-Sample #:	A9F120262-009		LET341CD-MSD		
Date Sampled...:	06/11/09 08:40	**Date Received..:**	06/12/09		
Prep Date.....:	06/23/09	**Analysis Date..:**	06/23/09		
Prep Batch #...:	9176287				
Dilution Factor:	2.5	**Initial Wgt/Vol:**	5 mL	**Final Wgt/Vol..:**	5 mL

PARAMETER	PERCENT RECOVERY	RECOVERY LIMITS	RPD	RPD LIMITS	METHOD
Benzene	**92**	**(78 - 118)**			**SW846 8260B**
	93	**(78 - 118)**	**1.8**	**(0-20)**	**SW846 8260B**
Chlorobenzene	**96**	**(76 - 117)**			**SW846 8260B**
	94	**(76 - 117)**	**2.2**	**(0-20)**	**SW846 8260B**
1,1-Dichloroethene	**102**	**(62 - 130)**			**SW846 8260B**
	103	**(62 - 130)**	**1.4**	**(0-20)**	**SW846 8260B**
Toluene	**99**	**(70 - 119)**			**SW846 8260B**
	97	**(70 - 119)**	**1.4**	**(0-20)**	**SW846 8260B**
Trichloroethene	**98**	**(62 - 130)**			**SW846 8260B**
	96	**(62 - 130)**	**2.2**	**(0-20)**	**SW846 8260B**

SURROGATE	PERCENT RECOVERY	RECOVERY LIMITS
Dibromofluoromethane	94	(73 - 122)
	91	(73 - 122)
1,2-Dichloroethane-d4	92	(61 - 128)
	89	(61 - 128)
Toluene-d8	96	(76 - 110)
	93	(76 - 110)
4-Bromofluorobenzene	94	(74 - 116)
	95	(74 - 116)

NOTE(S):

Calculations are performed before rounding to avoid round-off errors in calculated results.

Bold print denotes control parameters

MATRIX SPIKE SAMPLE DATA REPORT

GC/MS Volatiles

Client Lot #...: 9F11135 **Work Order #...:** LET341CC-MS **Matrix.....:** WATER
MS Lot-Sample #: A9F120262-009 LET341CD-MSD
Date Sampled...: 06/11/09 08:40 **Date Received..:** 06/12/09
Prep Date.....: 06/23/09 **Analysis Date..:** 06/23/09
Prep Batch #...: 9176287
Dilution Factor: 2.5 **Initial Wgt/Vol:** 5 mL **Final Wgt/Vol..:** 5 mL

PARAMETER	SAMPLE AMOUNT	SPIKE AMT	MEASRD AMOUNT	UNITS	PERCNT RECVRY	RPD	METHOD
Benzene	**ND**	25	23	**ug/L**	92		**SW846 8260B**
	ND	25	23	**ug/L**	93	1.8	**SW846 8260B**
Chlorobenzene	**ND**	25	24	**ug/L**	96		**SW846 8260B**
	ND	25	23	**ug/L**	94	2.2	**SW846 8260B**
1,1-Dichloroethene	**ND**	25	25	**ug/L**	102		**SW846 8260B**
	ND	25	26	**ug/L**	103	1.4	**SW846 8260B**
Toluene	**ND**	25	25	**ug/L**	99		**SW846 8260B**
	ND	25	24	**ug/L**	97	1.4	**SW846 8260B**
Trichloroethene	**0.97**	25	26	**ug/L**	98		**SW846 8260B**
	0.97	25	25	**ug/L**	96	2.2	**SW846 8260B**

SURROGATE	PERCENT RECOVERY	RECOVERY LIMITS
Dibromofluoromethane	94	(73 - 122)
	91	(73 - 122)
1,2-Dichloroethane-d4	92	(61 - 128)
	89	(61 - 128)
Toluene-d8	96	(76 - 110)
	93	(76 - 110)
4-Bromofluorobenzene	94	(74 - 116)
	95	(74 - 116)

NOTE(S):

Calculations are performed before rounding to avoid round-off errors in calculated results.

Bold print denotes control parameters

SW846 8260B SURROGATE RECOVERY

Lab Name: TestAmerica Laboratories, Inc. Client: Tetra Tech NUS, Inc

Lab Code: TALCAN SDG No: 9F11135

Lot #: A9F120214

Extraction: XXI25QK01

	CLIENT ID.	SRG01	SRG02	SRG03	SRG04	TOT OUT
01	TB061109A	90	92	88	85	00
02	TB061109B	91	94	89	87	00
03	INTRA-LAB QC	91	94	88	86	00
04	METHOD BLK. LFLAR1AA	87	90	88	83	00
05	LCS LFLAR1AC	94	90	93	96	00
06	LAB MS/MSD D	91	89	93	95	00
07	LCSD LFLAR1AD	91	90	93	93	00
08	LAB MS/MSD S	94	92	96	94	00

SURROGATES		QC LIMITS
SRG01	= Dibromofluoromethane	(73-122)
SRG02	= 1,2-Dichloroethane-d4	(61-128)
SRG03	= Toluene-d8	(76-110)
SRG04	= 4-Bromofluorobenzene	(74-116)

\# Column to be used to flag recovery values
* Values outside of required QC Limits
D System monitoring Compound diluted out

FORM II

5A

VOLATILE ORGANIC GC/MS TUNING AND MASS CALIBRATION - BROMOFLUOROBENZENE (BFB)

Lab Name: NORTH CANTON Contract:

Lab Code: TALCAN Case No.: SAS No.: SDG No.: 9F11135

Lab File ID: BFB222 BFB Injection Date: 06/18/09

Instrument ID: A3UX15 BFB Injection Time: 0823

Matrix: (soil/water) WATER Level: (low/med) LOW Column: (pack/cap) CAP

m/e	ION ABUNDANCE CRITERIA	% RELATIVE ABUNDANCE
50	15.0 - 40.0% of mass 95	23.3
75	30.0 - 60.0% of mass 95	52.1
95	Base Peak, 100% relative abundance	100.0
96	5.0 - 9.0% of mass 95	7.3
173	Less than 2.0% of mass 174	0.7 (0.7)1
174	50.0 - 100.0% of mass 95	90.2
175	5.0 - 9.0% of mass 174	6.1 (6.7)1
176	Greater than 95.0%, but less than 101.0% of mass 174	86.2 (95.5)1
177	5.0 - 9.0% of mass 176	5.6 (6.5)2

1-Value is % of mass 174 2-Value is % of mass 176

THIS TUNE APPLIES TO THE FOLLOWING SAMPLES, MS, MSD, BLANKS, AND STANDARDS:

	EPA SAMPLE NO.	LAB SAMPLE ID	LAB FILE ID	DATE ANALYZED	TIME ANALYZED
01	VSTD040	200NG-IC	UXC3730	06/18/09	0929
02	VSTD020	100NG-IC	UXC3731	06/18/09	0952
03	VSTD010	50NG-IC	UXC3732	06/18/09	1015
04	VSTD005	25NG-IC	UXC3733	06/18/09	1037
05	VSTD002	10NG-IC	UXC3734	06/18/09	1100
06	VSTD001	5NG-IC	UXC3735	06/18/09	1123
07					
08					
09					
10					
11					
12					
13					
14					
15					
16					
17					
18					
19					
20					
21					
22					

5A

VOLATILE ORGANIC GC/MS TUNING AND MASS CALIBRATION - BROMOFLUOROBENZENE (BFB)

Lab Name: NORTH CANTON Contract:

Lab Code: TALCAN Case No.: SAS No.: SDG No.: 9F11135

Lab File ID: BFB217 BFB Injection Date: 06/05/09

Instrument ID: A3UX15 BFB Injection Time: 0846

Matrix: (soil/water) WATER Level: (low/med) LOW Column: (pack/cap) CAP

m/e	ION ABUNDANCE CRITERIA	% RELATIVE ABUNDANCE
50	15.0 - 40.0% of mass 95	23.7
75	30.0 - 60.0% of mass 95	51.2
95	Base Peak, 100% relative abundance	100.0
96	5.0 - 9.0% of mass 95	7.2
173	Less than 2.0% of mass 174	0.6 (0.8)1
174	50.0 - 100.0% of mass 95	76.7
175	5.0 - 9.0% of mass 174	5.8 (7.6)1
176	Greater than 95.0%, but less than 101.0% of mass 174	74.4 (97.0)1
177	5.0 - 9.0% of mass 176	4.6 (6.2)2

1-Value is % of mass 174 2-Value is % of mass 176

THIS TUNE APPLIES TO THE FOLLOWING SAMPLES, MS, MSD, BLANKS, AND STANDARDS:

	EPA SAMPLE NO.	LAB SAMPLE ID	LAB FILE ID	DATE ANALYZED	TIME ANALYZED
01	VSTD040	200NG-A9IC	UXC3677	06/05/09	1252
02	VSTD020	100NG-A9IC	UXC3678	06/05/09	1314
03	VSTD010	50NG-A9IC	UXC3679	06/05/09	1337
04	VSTD005	25NG-A9IC	UXC3680	06/05/09	1406
05	VSTD002	10NG-A9IC	UXC3681	06/05/09	1428
06	VSTD001	5NG-A9IC	UXC3682	06/05/09	1451
07					
08					
09					
10					
11					
12					
13					
14					
15					
16					
17					
18					
19					
20					
21					
22					

Report Date : 18-Jun-2009 11:51

TestAmerica North Canton

INITIAL CALIBRATION DATA

Start Cal Date : 05-JUN-2009 10:10
End Cal Date : 18-JUN-2009 11:23
Quant Method : ISTD
Target Version : 4.14
Integrator : HP RTE
Method file : \\cansvr11\dd\chem\MSV\a3ux15.i\C90618A-IC.b\8260LLUX15.m
Last Edit : 18-Jun-2009 11:39 Evansle

Calibration File Names:
Level 1: \\cansvr11\dd\chem\MSV\a3ux15.i\C90605A-IC.b\UXC3682.D
Level 2: \\cansvr11\dd\chem\MSV\a3ux15.i\C90605A-IC.b\UXC3681.D
Level 3: \\cansvr11\dd\chem\MSV\a3ux15.i\C90605A-IC.b\UXC3680.D
Level 4: \\cansvr11\dd\chem\MSV\a3ux15.i\C90605A-IC.b\UXC3679.D
Level 5: \\cansvr11\dd\chem\MSV\a3ux15.i\C90605A-IC.b\UXC3678.D
Level 6: \\cansvr11\dd\chem\MSV\a3ux15.i\C90605A-IC.b\UXC3677.D

Compound	5.0000 Level 1	10.0000 Level 2	25.0000 Level 3	50.0000 Level 4	100.0000 Level 5	200.0000 Level 6	Curve	Coefficients b	Coefficients m1	Coefficients m2	%RSD or R^2
8 Dichlorodifluoromethane	0.24163	0.21952	0.23311	0.23291	0.22405	0.22274	AVRG		0.22899		3.63006
9 Chloromethane	0.49078	0.43514	0.37983	0.39571	0.37233	0.34222	AVRG		0.40267		13.12376
10 Vinyl Chloride	0.39221	0.35170	0.34157	0.33540	0.32845	0.31738	AVRG		0.34445		7.58411
11 Bromomethane	20584	33175	57588	179576	306421	576317	QUAD	0.02259	8.21392	6.80440	0.99602
12 Chloroethane	0.21337	0.20301	0.17902	0.19175	0.19275	0.20299	AVRG		0.19715		6.03929
13 Trichlorofluoromethane	0.30039	0.24648	0.23715	0.28270	0.25760	0.26061	AVRG		0.26416		8.88521
14 Dichlorofluoromethane	10977	26405	71451	170880	342227	1039018	QUAD	0.01300	11.79862	-8.55402	0.99945
15 Acrolein	0.05183	0.05048	0.04467	0.04636	0.04834	0.04907	AVRG		0.04846		5.42761
16 Acetone	33535	66871	156527	261522	545586	1094420	WLINR	-0.12637	0.08689		0.99775
17 1,1-Dichloroethene	0.25267	0.24782	0.23633	0.23744	0.22860	0.23374	AVRG		0.23943		3.77652
18 Freon-113	0.14504	0.14365	0.15720	0.17172	0.16088	0.16549	AVRG		0.15733		7.10221
19 Iodomethane	0.49349	0.47777	0.45360	0.45953	0.44442	0.45384	AVRG		0.46378		3.94520
20 Carbon Disulfide	0.64367	0.65517	0.65344	0.68332	0.68631	0.72123	AVRG		0.67386		4.28348
21 Methylene Chloride	56845	93105	207810	401637	809268	1618259	WLINR	-0.06838	0.25521		0.99992

Report Date : 18-Jun-2009 11:51

TestAmerica North Canton

INITIAL CALIBRATION DATA

Start Cal Date : 05-JUN-2009 10:10
End Cal Date : 18-JUN-2009 11:23
Quant Method : ISTD
Target Version : 4.14
Integrator : HP RTE
Method file : \\cansvr11\dd\chem\MSV\a3ux15.i\C90618A-IC.b\8260LLUX15.m
Last Edit : 18-Jun-2009 11:39 Evansle

	Compound	5.0000 Level 1	10.0000 Level 2	25.0000 Level 3	50.0000 Level 4	100.0000 Level 5	200.0000 Level 6	Curve	Coefficients b	Coefficients m1	Coefficients m2	%RSD or R^2
	22 Acetonitrile	0.03694	0.03350	0.03057	0.03028	0.03203	0.02996	AVRG		0.03221		8.27992
	23 Acrylonitrile	0.13425	0.11513	0.10515	0.10595	0.11058	0.10754	AVRG		0.11310		9.71066
	24 Methyl tert-butyl ether	0.75288	0.72680	0.67610	0.68679	0.69607	0.69448	AVRG		0.70552		4.07010
	25 trans-1,2-Dichloroethene	0.29162	0.28490	0.26851	0.27038	0.26340	0.26626	AVRG		0.27418		4.14181
	26 Hexane	0.04753	0.04606	0.05763	0.05431	0.05526	0.05675	AVRG		0.05292		9.26975
	27 Vinyl acetate	0.31026	0.28460	0.30284	0.31724	0.34257	0.34602	AVRG		0.31726		7.44768
	28 1,1-Dichloroethane	0.52781	0.53863	0.49391	0.50306	0.50075	0.49996	AVRG		0.51069		3.53309
	29 tert-Butyl Alcohol	0.02075	0.02018	0.01898	0.01920	0.01950	0.01893	AVRG		0.01959		3.72351
	30 2-Butanone	33224	47990	127602	258694	563954	1188132	WLINR	-0.02531	0.09262		0.99672
M	31 1,2-Dichloroethene (total)	0.30660	0.29326	0.28187	0.28293	0.27759	0.27748	AVRG		0.28662		3.96115
	32 cis-1,2-dichloroethene	0.32158	0.30162	0.29524	0.29548	0.29179	0.28870	AVRG		0.29907		3.95981
	33 2,2-Dichloropropane	0.20910	0.22747	0.21557	0.23314	0.23144	0.22604	AVRG		0.22379		4.23046
	34 Bromochloromethane	0.14262	0.14152	0.14176	0.14283	0.14261	0.13854	AVRG		0.14165		1.13678
	35 Chloroform	0.48026	0.47184	0.45959	0.46237	0.45995	0.46019	AVRG		0.46570		1.82621
	36 Tetrahydrofuran	0.07633	0.06468	0.05852	0.05511	0.05989	0.05973	AVRG		0.06238		12.01173
	37 1,1,1-Trichloroethane	0.29846	0.30940	0.31589	0.33620	0.32624	0.33029	AVRG		0.31941		4.42411
	38 1,1-Dichloropropene	0.35865	0.33042	0.34253	0.33730	0.33775	0.34439	AVRG		0.34184		2.79829
	39 Carbon Tetrachloride	0.18017	0.21259	0.21463	0.23766	0.23342	0.24267	AVRG		0.22019		10.50589
	40 1,2-Dichloroethane	0.38077	0.38660	0.36075	0.36539	0.37386	0.37699	AVRG		0.37406		2.57346
	41 Benzene	1.17902	1.16875	1.03651	1.03855	1.00836	1.04028	AVRG		1.07858		6.93685
	42 Trichloroethene	0.27457	0.26837	0.26156	0.26093	0.26467	0.27008	AVRG		0.26670		1.98407
	43 1,2-Dichloropropane	0.22305	0.22487	0.22345	0.22752	0.23491	0.24294	AVRG		0.22946		3.45029

Report Date : 18-Jun-2009 11:51

TestAmerica North Canton

INITIAL CALIBRATION DATA

Start Cal Date : 05-JUN-2009 10:10
End Cal Date : 18-JUN-2009 11:23
Quant Method : ISTD
Target Version : 4.14
Integrator : HP RTE
Method file : \\cansvr11\dd\chem\MSV\a3ux15.i\C90618A-IC.b\8260LLUX15.m
Last Edit : 18-Jun-2009 11:39 Evansle

	Compound	5.0000 Level 1	10.0000 Level 2	25.0000 Level 3	50.0000 Level 4	100.0000 Level 5	200.0000 Level 6	Curve	Coefficients b	Coefficients m1	Coefficients m2	%RSD or R^2	
	44 1,4-Dioxane	0.00174	0.00202	0.00216	0.00186	0.00234	0.00233	AVRG		0.00208		11.87584	<-
	45 Dibromomethane	0.13778	0.13278	0.12607	0.13153	0.13509	0.13818	AVRG		0.13357		3.38657	
	46 Bromodichloromethane	0.20103	0.20356	0.21039	0.23262	0.25218	0.26266	AVRG		0.22707		11.54665	
	47 2-Chloroethyl vinyl ether	0.08197	0.08578	0.08607	0.09053	0.10702	0.10966	AVRG		0.09351		12.65798	
	48 cis-1,3-Dichloropropene	24324	53531	161892	353547	821971	1836019	WLINR	0.05793	0.28652		0.99422	
	49 4-Methyl-2-pentanone	0.13778	0.14877	0.14183	0.15030	0.17586	0.18213	AVRG		0.15611		11.79359	
	50 Toluene	1.33310	1.23551	1.27934	1.28007	1.30180	1.33718	AVRG		1.29450		2.94832	
	51 trans-1,3-Dichloropropene	17420	36739	114711	259581	640608	1447478	WLINR	0.06453	0.29820		0.99303	
	52 Ethyl Methacrylate	17246	36294	107022	244619	603610	1303179	WLINR	0.05529	0.27174		0.99504	
	53 1,1,2-Trichloroethane	0.23040	0.21835	0.22433	0.21657	0.22051	0.22736	AVRG		0.22292		2.41363	
	54 1,3-Dichloropropane	0.38764	0.37184	0.37764	0.37911	0.38996	0.39609	AVRG		0.38371		2.34996	
	55 Tetrachloroethene	0.25268	0.26781	0.27788	0.27201	0.26311	0.26884	AVRG		0.26706		3.21115	
	56 2-Hexanone	0.11705	0.10639	0.11415	0.12006	0.13751	0.13746	AVRG		0.12210		10.44126	
	57 Dibromochloromethane	14643	29210	93088	197622	476848	1050902	WLINR	0.04968	0.21785		0.99585	
	58 1,2-Dibromoethane	0.21988	0.21650	0.21721	0.22273	0.23126	0.24071	AVRG		0.22472		4.22093	
	59 Chlorobenzene	0.92419	0.90090	0.88347	0.87147	0.88543	0.89659	AVRG		0.89368		2.03695	
	60 1,1,1,2-Tetrachloroethane	0.22408	0.24029	0.24829	0.27308	0.28606	0.30011	AVRG		0.26198		11.12983	
	61 Ethylbenzene	0.49531	0.45040	0.49146	0.49027	0.49541	0.49748	AVRG		0.48672		3.69770	
	62 m + p-Xylene	0.59669	0.59577	0.62642	0.62523	0.62919	0.63178	AVRG		0.61751		2.69553	
M	63 Xylenes (total)	0.59510	0.60418	0.62917	0.63448	0.63502	0.63683	AVRG		0.62246		2.90644	
	64 Xylene-o	0.59192	0.62100	0.63467	0.65298	0.64667	0.64693	AVRG		0.63236		3.61465	
	65 Styrene	0.91668	0.89790	0.97327	1.02403	1.05725	1.07821	AVRG		0.99122		7.49440	

Report Date : 18-Jun-2009 11:51

TestAmerica North Canton

INITIAL CALIBRATION DATA

Start Cal Date : 05-JUN-2009 10:10
End Cal Date : 18-JUN-2009 11:23
Quant Method : ISTD
Target Version : 4.14
Integrator : HP RTE
Method file : \\cansvr11\dd\chem\MSV\a3ux15.i\C90618A-IC.b\8260LLUX15.m
Last Edit : 18-Jun-2009 11:39 Evansle

Compound	5.0000 Level 1	10.0000 Level 2	25.0000 Level 3	50.0000 Level 4	100.0000 Level 5	200.0000 Level 6	Curve	Coefficients b	Coefficients m1	Coefficients m2	%RSD or R^2	
66 Bromoform	7243	17217	48793	116838	292216	673395	WLINR	0.07230	0.13800		0.99044	<-
67 Isopropylbenzene	1.57007	1.58889	1.71362	1.75857	1.77723	1.82805	AVRG		1.70607		6.14666	
68 1,1,2,2-Tetrachloroethane	0.48063	0.43710	0.46571	0.48622	0.49426	0.49903	AVRG		0.47716		4.77974	
69 1,4-Dichloro-2-butene	0.12626	0.13942	0.12792	0.13492	0.14966	0.16399	AVRG		0.14036		10.21971	
70 1,2,3-Trichloropropane	0.15027	0.14370	0.14550	0.15353	0.15717	0.15608	AVRG		0.15104		3.67694	
71 Bromobenzene	0.53543	0.56757	0.59868	0.60194	0.59571	0.61713	AVRG		0.58608		5.04748	
72 n-Propylbenzene	0.58372	0.62947	0.66923	0.68400	0.67590	0.68458	AVRG		0.65448		6.14449	
73 2-Chlorotoluene	0.60656	0.59054	0.61354	0.61386	0.60746	0.61395	AVRG		0.60765		1.48467	
74 1,3,5-Trimethylbenzene	1.86588	1.92969	2.09299	2.17057	2.17966	2.27022	AVRG		2.08484		7.51664	
75 4-Chlorotoluene	0.62523	0.59712	0.61263	0.62957	0.61021	0.61830	AVRG		0.61551		1.88731	
76 tert-Butylbenzene	1.54503	1.66011	1.78581	1.84122	1.83944	1.95970	AVRG		1.77188		8.32498	
77 1,2,4-Trimethylbenzene	2.06337	2.01162	2.18195	2.25525	2.29549	2.38617	AVRG		2.19898		6.47301	
78 sec-Butylbenzene	2.25612	2.41460	2.68963	2.78092	2.79950	2.97907	AVRG		2.65330		10.11071	
79 4-Isopropyltoluene	1.96127	2.01930	2.29372	2.31673	2.32181	2.49581	AVRG		2.23477		9.10780	
80 1,3-Dichlorobenzene	1.37150	1.36371	1.29776	1.31780	1.30845	1.33174	AVRG		1.33183		2.25121	
81 1,4-Dichlorobenzene	1.45610	1.38726	1.37361	1.36000	1.33573	1.37402	AVRG		1.38112		2.94534	
82 n-Butylbenzene	1.68281	1.83816	1.95644	2.05205	2.06121	2.21156	AVRG		1.96704		9.46715	
83 1,2-Dichlorobenzene	1.43375	1.29258	1.26471	1.30672	1.27139	1.29225	AVRG		1.31023		4.76445	
84 1,2-Dibromo-3-chloropropane	3869	9229	23661	54518	138740	322027	QUAD	0.06443	12.68473	-6.74838	0.99919	
85 1,2,4-Trichlorobenzene	0.90523	0.89677	0.86635	0.84943	0.89055	0.88994	AVRG		0.88304		2.37190	
86 Hexachlorobutadiene	0.31258	0.33798	0.35287	0.35690	0.34937	0.35382	AVRG		0.34392		4.85517	
87 Naphthalene	1.70617	1.68134	1.73348	1.86979	2.02754	2.09977	AVRG		1.85301		9.56128	

Report Date : 18-Jun-2009 11:51

TestAmerica North Canton

INITIAL CALIBRATION DATA

Start Cal Date : 05-JUN-2009 10:10
End Cal Date : 18-JUN-2009 11:23
Quant Method : ISTD
Target Version : 4.14
Integrator : HP RTE
Method file : \\cansvr11\dd\chem\MSV\a3ux15.i\C90618A-IC.b\8260LLUX15.m
Last Edit : 18-Jun-2009 11:39 Evansle

	Compound	5.0000 Level 1	10.0000 Level 2	25.0000 Level 3	50.0000 Level 4	100.0000 Level 5	200.0000 Level 6	Curve	Coefficients b	Coefficients m1	Coefficients m2	%RSD or R^2	
88	1,2,3-Trichlorobenzene	0.76844	0.76706	0.75910	0.75857	0.78290	0.77180	AVRG		0.76798		1.17281	
89	Ethyl Ether	0.21943	0.21247	0.22125	0.21151	0.22328	0.21586	AVRG		0.21730		2.20533	
90	Ethanol	+++++	+++++	+++++	+++++	+++++	+++++	AVRG		0.000e+000		0.000e+000	<-
91	3-Chloropropene	0.10907	0.10395	0.10887	0.10504	0.10909	0.10911	AVRG		0.10752		2.20726	
92	Isopropyl Ether	0.23685	0.23001	0.23113	0.22065	0.21921	0.20678	AVRG		0.22410		4.81767	
93	2-Chloro-1,3-butadiene	0.43753	0.40177	0.40399	0.40845	0.41501	0.41120	AVRG		0.41299		3.13291	
94	Propionitrile	0.03879	0.04742	0.04168	0.04020	0.03633	0.04023	AVRG		0.04077		9.13369	
95	Ethyl Acetate	0.24535	0.27642	0.25474	0.23575	0.24890	0.25315	AVRG		0.25238		5.38078	
96	Methacrylonitrile	0.18400	0.16743	0.16051	0.16017	0.16407	0.16996	AVRG		0.16769		5.28212	
97	Isobutanol	0.00613	0.00691	0.00635	0.00699	0.00667	0.00722	AVRG		0.00671		6.14392	<-
98	Cyclohexane	0.47683	0.48204	0.55842	0.56658	0.55932	0.56164	AVRG		0.53414		7.95647	
99	n-Butanol	0.00744	0.00874	0.00690	0.00721	0.00695	0.00733	AVRG		0.00743		9.07688	<-
100	Methyl Methacrylate	0.21844	0.23196	0.25439	0.23446	0.24668	0.24852	AVRG		0.23908		5.54682	
101	2-Nitropropane	0.05550	0.05094	0.05936	0.05718	0.06497	0.07321	AVRG		0.06019		13.07123	
102	Chloropicrin	+++++	+++++	+++++	+++++	+++++	+++++	AVRG		0.000e+000		0.000e+000	<-
103	Cyclohexanone	0.04783	0.03436	0.03796	0.04299	0.04121	0.05030	AVRG		0.04244		14.05841	
104	Pentachloroethane	+++++	+++++	+++++	+++++	+++++	+++++	AVRG		0.000e+000		0.000e+000	<-
105	Benzyl Chloride	+++++	+++++	+++++	+++++	+++++	+++++	AVRG		0.000e+000		0.000e+000	<-
134	Thiophene	+++++	+++++	+++++	+++++	+++++	+++++	AVRG		0.000e+000		0.000e+000	<-
135	Crotononitrile(1st Isomer)	+++++	+++++	+++++	+++++	+++++	+++++	AVRG		0.000e+000		0.000e+000	<-
136	Crotononitrile(2nd Isomer)	+++++	+++++	+++++	+++++	+++++	+++++	AVRG		0.000e+000		0.000e+000	<-
M 137	Total Crotononitrile	+++++	+++++	+++++	+++++	+++++	+++++	AVRG		0.000e+000		0.000e+000	<-

Report Date : 18-Jun-2009 11:51

TestAmerica North Canton

INITIAL CALIBRATION DATA

Start Cal Date : 05-JUN-2009 10:10
End Cal Date : 18-JUN-2009 11:23
Quant Method : ISTD
Target Version : 4.14
Integrator : HP RTE
Method file : \\cansvr11\dd\chem\MSV\a3ux15.i\C90618A-IC.b\8260LLUX15.m
Last Edit : 18-Jun-2009 11:39 Evansle

Compound	5.0000 Level 1	10.0000 Level 2	25.0000 Level 3	50.0000 Level 4	100.0000 Level 5	200.0000 Level 6	Curve	Coefficients b	m1	m2	%RSD or R^2	
138 Paraldehyde	+++++	+++++	+++++	+++++	+++++	+++++	AVRG		0.000e+000		0.000e+000	<-
139 3,3,5-Trimethylcyclohexanone	+++++	+++++	+++++	+++++	+++++	+++++	AVRG		0.000e+000		0.000e+000	<-
140 1-Chlorohexane	+++++	+++++	+++++	+++++	+++++	+++++	AVRG		0.000e+000		0.000e+000	<-
141 1,3,5-Trichlorobenzene	1.02421	0.97895	0.95887	0.96912	0.98395	1.01377	AVRG		0.98814		2.59120	
143 Methyl Acetate	0.26450	0.24505	0.21700	0.20638	0.21346	0.21251	AVRG		0.22648		10.16313	
144 Methylcyclohexane	0.39285	0.40937	0.47970	0.49586	0.49752	0.50045	AVRG		0.46263		10.47790	
145 Dimethoxymethane	+++++	+++++	+++++	+++++	+++++	+++++	AVRG		0.000e+000		0.000e+000	<-
146 2-Methylnaphthalene	139072	443387	781287	1709307	3542963	6766969	WLINR	-0.02714	0.98687		0.99454	
147 Tetrahydrothiophene	+++++	+++++	+++++	+++++	+++++	+++++	AVRG		0.000e+000		0.000e+000	<-
148 1,4-Dichlorobutane	+++++	+++++	+++++	+++++	+++++	+++++	AVRG		0.000e+000		0.000e+000	<-
151 Ethyl Acrylate	+++++	+++++	+++++	+++++	+++++	+++++	AVRG		0.000e+000		0.000e+000	<-
152 Vinyl Acetate-86	0.02644	0.02951	0.03004	0.03000	0.03365	0.03440	AVRG		0.03067		9.55124	
153 1,3-Butadiene	+++++	+++++	+++++	+++++	+++++	+++++	AVRG		0.000e+000		0.000e+000	<-
154 n-Heptane	+++++	+++++	+++++	+++++	+++++	+++++	AVRG		0.000e+000		0.000e+000	<-
155 tert-Butyl Ethyl Ether	0.53485	0.51086	0.51369	0.49396	0.49569	0.46863	AVRG		0.50294		4.45210	
156 tert-Amyl Methyl Ether	0.65252	0.64257	0.66136	0.64163	0.66886	0.66288	AVRG		0.65497		1.71972	
157 1,2,3-Trimethylbezene	2.14742	2.17282	2.17032	2.19447	2.25027	2.14298	AVRG		2.17971		1.80317	
$ 4 Dibromofluoromethane	0.23971	0.22475	0.23791	0.23927	0.23853	0.23664	AVRG		0.23613		2.40637	
$ 5 1,2-Dichloroethane-d4	0.30643	0.29623	0.28045	0.27614	0.28459	0.28299	AVRG		0.28780		3.93472	
$ 6 Toluene-d8	1.09659	1.02087	1.04367	1.03792	1.07017	1.09408	AVRG		1.06055		2.94792	
$ 7 Bromofluorobenzene	0.44350	0.40537	0.45040	0.44857	0.44648	0.44731	AVRG		0.44027		3.91857	

5A

VOLATILE ORGANIC GC/MS TUNING AND MASS CALIBRATION - BROMOFLUOROBENZENE (BFB)

Lab Name: NORTH CANTON Contract:

Lab Code: TALCAN Case No.: SAS No.: SDG No.: 9F11135

Lab File ID: BFB225 BFB Injection Date: 06/23/09

Instrument ID: A3UX15 BFB Injection Time: 1013

Matrix: (soil/water) WATER Level: (low/med) LOW Column: (pack/cap) CAP

m/e	ION ABUNDANCE CRITERIA	% RELATIVE ABUNDANCE
50	15.0 - 40.0% of mass 95	23.5
75	30.0 - 60.0% of mass 95	53.4
95	Base Peak, 100% relative abundance	100.0
96	5.0 - 9.0% of mass 95	6.4
173	Less than 2.0% of mass 174	0.7 (0.7)1
174	50.0 - 100.0% of mass 95	93.5
175	5.0 - 9.0% of mass 174	6.4 (6.8)1
176	Greater than 95.0%, but less than 101.0% of mass 174	88.9 (95.1)1
177	5.0 - 9.0% of mass 176	6.3 (7.1)2

1-Value is % of mass 174 2-Value is % of mass 176

THIS TUNE APPLIES TO THE FOLLOWING SAMPLES, MS, MSD, BLANKS, AND STANDARDS:

	EPA SAMPLE NO.	LAB SAMPLE ID	LAB FILE ID	DATE ANALYZED	TIME ANALYZED
01	VSTD010	50NG-A9CC	UXC3818	06/23/09	1039
02	LFLAR-CHK	LFLAR1AC	UXC3820	06/23/09	1123
03	VSTD010	50NG-CC	UXC3821	06/23/09	1147
04	LFLAR-CKDUP	LFLAR1AD	UXC3822	06/23/09	1210
05	LFLAR-BLK	LFLAR1AA	UXC3823	06/23/09	1232
06	TB061109A	LETQ81AA	UXC3831	06/23/09	1532
07	TB061109B	LETRC1AA	UXC3832	06/23/09	1554
08					
09					
10					
11					
12					
13					
14					
15					
16					
17					
18					
19					
20					
21					
22					

Data File: \\cansvr11\dd\chem\MSV\a3ux15.i\C90623A.b\UXC3821.D
Report Date: 23-Jun-2009 12:20

TestAmerica North Canton

CONTINUING CALIBRATION COMPOUNDS

Instrument ID: a3ux15.i Injection Date: 23-JUN-2009 11:47
Lab File ID: UXC3821.D Init. Cal. Date(s): 05-JUN-2009 18-JUN-2009
Analysis Type: WATER Init. Cal. Times: 10:10 11:23
Lab Sample ID: 50NG-CC Quant Type: ISTD
Method: \\cansvr11\dd\chem\MSV\a3ux15.i\C90623A.b\8260LLUX15.m

COMPOUND	RRF / AMOUNT	RF50	CCAL RRF50	MIN RRF	%D / %DRIFT	MAX %D / %DRIFT	CURVE TYPE	
$ 4 Dibromofluoromethane	0.23613	0.22366	0.22366	0.010	5.28333	50.00000	Averaged	
$ 5 1,2-Dichloroethane-d4	0.28780	0.26426	0.26426	0.010	8.17949	50.00000	Averaged	
$ 6 Toluene-d8	1.06055	0.99220	0.99220	0.010	6.44474	50.00000	Averaged	
$ 7 Bromofluorobenzene	0.44027	0.39976	0.39976	0.010	9.20018	50.00000	Averaged	
8 Dichlorodifluoromethane	0.22899	0.25675	0.25675	0.010	-12.11950	50.00000	Averaged	
9 Chloromethane	0.40267	0.40106	0.40106	0.100	0.39800	50.00000	Averaged	
10 Vinyl Chloride	0.34445	0.36920	0.36920	0.010	-7.18574	20.00000	Averaged	
11 Bromomethane	50.00000	87.39236	0.18246	0.010	-74.78473	0.000e+000	Quadratic	
12 Chloroethane	0.19715	0.23735	0.23735	0.010	-20.39435	50.00000	Averaged	
13 Trichlorofluoromethane	0.26416	0.47597	0.47597	0.010	-80.18478	50.00000	Averaged	<-
15 Acrolein	0.04846	0.03824	0.03824	0.010	21.09562	50.00000	Averaged	
16 Acetone	100	119	0.10874	0.010	-18.82432	0.000e+000	Wt Linear	
17 1,1-Dichloroethene	0.23943	0.26902	0.26902	0.010	-12.35539	20.00000	Averaged	
18 Freon-113	0.15733	0.22618	0.22618	0.010	-43.76190	50.00000	Averaged	
19 Iodomethane	0.46378	0.50545	0.50545	0.010	-8.98604	50.00000	Averaged	
20 Carbon Disulfide	0.67386	0.78345	0.78345	0.010	-16.26323	50.00000	Averaged	
21 Methylene Chloride	50.00000	56.47635	0.30571	0.010	-12.95270	0.000e+000	Wt Linear	
22 Acetonitrile	0.03221	0.03780	0.03780	0.010	-17.32154	50.00000	Averaged	
23 Acrylonitrile	0.11310	0.12065	0.12065	0.010	-6.67397	50.00000	Averaged	
24 Methyl tert-butyl ether	0.70552	0.74818	0.74818	0.010	-6.04704	50.00000	Averaged	
25 trans-1,2-Dichloroethene	0.27418	0.29324	0.29324	0.010	-6.95392	50.00000	Averaged	
26 Hexane	0.05292	0.06426	0.06426	0.010	-21.43535	20.00000	Averaged	<-
27 Vinyl acetate	0.31726	0.25556	0.25556	0.010	19.44644	50.00000	Averaged	
28 1,1-Dichloroethane	0.51069	0.53669	0.53669	0.100	-5.09153	50.00000	Averaged	
29 tert-Butyl Alcohol	0.01959	0.02078	0.02078	0.010	-6.08829	50.00000	Averaged	
30 2-Butanone	100	103	0.09690	0.010	-3.34959	0.000e+000	Wt Linear	
M 31 1,2-Dichloroethene (total)	0.28662	0.29891	0.29891	0.010	-4.28571	50.00000	Averaged	
32 cis-1,2-dichloroethene	0.29907	0.30457	0.30457	0.010	-1.83958	50.00000	Averaged	
33 2,2-Dichloropropane	0.22379	0.22998	0.22998	0.010	-2.76393	50.00000	Averaged	
34 Bromochloromethane	0.14165	0.15321	0.15321	0.010	-8.16195	50.00000	Averaged	
35 Chloroform	0.46570	0.47426	0.47426	0.010	-1.83747	20.00000	Averaged	
36 Tetrahydrofuran	0.06238	0.06354	0.06354	0.010	-1.87010	50.00000	Averaged	
37 1,1,1-Trichloroethane	0.31941	0.35536	0.35536	0.010	-11.25492	50.00000	Averaged	
38 1,1-Dichloropropene	0.34184	0.35938	0.35938	0.010	-5.13069	50.00000	Averaged	
39 Carbon Tetrachloride	0.22019	0.28713	0.28713	0.010	-30.40173	50.00000	Averaged	
40 1,2-Dichloroethane	0.37406	0.39933	0.39933	0.010	-6.75533	50.00000	Averaged	
41 Benzene	1.07858	1.03993	1.03993	0.010	3.58275	50.00000	Averaged	
42 Trichloroethene	0.26670	0.27337	0.27337	0.010	-2.50378	50.00000	Averaged	
43 1,2-Dichloropropane	0.22946	0.24739	0.24739	0.010	-7.81332	20.00000	Averaged	
44 1,4-Dioxane	0.00208	0.00225	0.00225	0.010	-8.43326	50.00000	Averaged	<-
45 Dibromomethane	0.13357	0.13849	0.13849	0.010	-3.68421	50.00000	Averaged	
46 Bromodichloromethane	0.22707	0.24151	0.24151	0.010	-6.35831	50.00000	Averaged	
47 2-Chloroethyl vinyl ether	0.09351	0.10042	0.10042	0.010	-7.39491	50.00000	Averaged	

Data File: \\cansvr11\dd\chem\MSV\a3ux15.i\C90623A.b\UXC3821.D
Report Date: 23-Jun-2009 12:20

TestAmerica North Canton

CONTINUING CALIBRATION COMPOUNDS

Instrument ID: a3ux15.i Injection Date: 23-JUN-2009 11:47
Lab File ID: UXC3821.D Init. Cal. Date(s): 05-JUN-2009 18-JUN-2009
Analysis Type: WATER Init. Cal. Times: 10:10 11:23
Lab Sample ID: 50NG-CC Quant Type: ISTD
Method: \\cansvr11\dd\chem\MSV\a3ux15.i\C90623A.b\8260LLUX15.m

COMPOUND	RRF / AMOUNT	RF50	CCAL RRF50	MIN RRF	%D / %DRIFT	MAX %D / %DRIFT	CURVE TYPE
48 cis-1,3-Dichloropropene	50.00000	45.79986	0.24585	0.010	8.40029	0.000e+000	Wt Linear
49 4-Methyl-2-pentanone	0.15611	0.17180	0.17180	0.010	-10.04834	50.00000	Averaged
50 Toluene	1.29450	1.33572	1.33572	0.010	-3.18443	20.00000	Averaged
51 trans-1,3-Dichloropropene	50.00000	43.59873	0.24078	0.010	12.80255	0.000e+000	Wt Linear
52 Ethyl Methacrylate	50.00000	46.19506	0.23604	0.010	7.60988	0.000e+000	Wt Linear
53 1,1,2-Trichloroethane	0.22292	0.22442	0.22442	0.010	-0.67430	50.00000	Averaged
54 1,3-Dichloropropane	0.38371	0.39280	0.39280	0.010	-2.36928	50.00000	Averaged
55 Tetrachloroethene	0.26706	0.27807	0.27807	0.010	-4.12305	50.00000	Averaged
56 2-Hexanone	0.12210	0.12751	0.12751	0.010	-4.42609	50.00000	Averaged
57 Dibromochloromethane	50.00000	46.12080	0.19013	0.010	7.75840	0.000e+000	Wt Linear
58 1,2-Dibromoethane	0.22472	0.22702	0.22702	0.010	-1.02401	50.00000	Averaged
59 Chlorobenzene	0.89368	0.87578	0.87578	0.300	2.00226	50.00000	Averaged
60 1,1,1,2-Tetrachloroethane	0.26198	0.27577	0.27577	0.010	-5.26184	50.00000	Averaged
61 Ethylbenzene	0.48672	0.49406	0.49406	0.010	-1.50830	20.00000	Averaged
62 m + p-Xylene	0.61751	0.61584	0.61584	0.010	0.27087	50.00000	Averaged
M 63 Xylenes (total)	0.62246	0.62829	0.62829	0.010	-0.93602	50.00000	Averaged
64 Xylene-o	0.63236	0.65319	0.65319	0.010	-3.29327	50.00000	Averaged
65 Styrene	0.99122	0.98628	0.98628	0.010	0.49819	50.00000	Averaged
66 Bromoform	50.00000	40.81080	0.10266	0.100	18.37839	0.000e+000	Wt Linear
67 Isopropylbenzene	1.70607	1.72076	1.72076	0.010	-0.86130	50.00000	Averaged
68 1,1,2,2-Tetrachloroethane	0.47716	0.47010	0.47010	0.300	1.47987	50.00000	Averaged
69 1,4-Dichloro-2-butene	0.14036	0.09068	0.09068	0.010	35.39417	50.00000	Averaged
70 1,2,3-Trichloropropane	0.15104	0.13982	0.13982	0.010	7.43191	50.00000	Averaged
71 Bromobenzene	0.58608	0.59136	0.59136	0.010	-0.90148	50.00000	Averaged
72 n-Propylbenzene	0.65448	0.66015	0.66015	0.010	-0.86587	50.00000	Averaged
73 2-Chlorotoluene	0.60765	0.59715	0.59715	0.010	1.72827	50.00000	Averaged
74 1,3,5-Trimethylbenzene	2.08484	2.14089	2.14089	0.010	-2.68883	50.00000	Averaged
75 4-Chlorotoluene	0.61551	0.59584	0.59584	0.010	3.19541	50.00000	Averaged
76 tert-Butylbenzene	1.77188	1.80372	1.80372	0.010	-1.79649	50.00000	Averaged
77 1,2,4-Trimethylbenzene	2.19898	2.20014	2.20014	0.010	-0.05293	50.00000	Averaged
78 sec-Butylbenzene	2.65330	2.78465	2.78465	0.010	-4.95021	50.00000	Averaged
79 4-Isopropyltoluene	2.23477	2.34564	2.34564	0.010	-4.96097	50.00000	Averaged
80 1,3-Dichlorobenzene	1.33183	1.28945	1.28945	0.010	3.18183	50.00000	Averaged
81 1,4-Dichlorobenzene	1.38112	1.31026	1.31026	0.010	5.13044	50.00000	Averaged
82 n-Butylbenzene	1.96704	2.10044	2.10044	0.010	-6.78163	50.00000	Averaged
83 1,2-Dichlorobenzene	1.31023	1.28635	1.28635	0.010	1.82298	50.00000	Averaged
84 1,2-Dibromo-3-chloropropane	50.00000	49.86943	0.07668	0.010	0.26113	0.000e+000	Quadratic
85 1,2,4-Trichlorobenzene	0.88304	0.90507	0.90507	0.010	-2.49494	50.00000	Averaged
86 Hexachlorobutadiene	0.34392	0.38146	0.38146	0.010	-10.91586	50.00000	Averaged
87 Naphthalene	1.85301	2.12558	2.12558	0.010	-14.70907	50.00000	Averaged
88 1,2,3-Trichlorobenzene	0.76798	0.83477	0.83477	0.010	-8.69718	50.00000	Averaged
98 Cyclohexane	0.53414	0.64588	0.64588	0.010	-20.91979	50.00000	Averaged
143 Methyl Acetate	0.22648	0.25753	0.25753	0.010	-13.70722	50.00000	Averaged

Data File: \\cansvr11\dd\chem\MSV\a3ux15.i\C90623A.b\UXC3821.D
Report Date: 23-Jun-2009 12:20

TestAmerica North Canton

CONTINUING CALIBRATION COMPOUNDS

Instrument ID: a3ux15.i Injection Date: 23-JUN-2009 11:47
Lab File ID: UXC3821.D Init. Cal. Date(s): 05-JUN-2009 18-JUN-2009
Analysis Type: WATER Init. Cal. Times: 10:10 11:23
Lab Sample ID: 50NG-CC Quant Type: ISTD
Method: \\cansvr11\dd\chem\MSV\a3ux15.i\C90623A.b\8260LLUX15.m

COMPOUND	RRF / AMOUNT	RF50	CCAL RRF50	MIN RRF	%D / %DRIFT	MAX %D / %DRIFT	CURVE TYPE
144 Methylcyclohexane	0.46263	0.54419	0.54419	0.010	-17.63094	50.00000	Averaged
141 1,3,5-Trichlorobenzene	0.98814	1.01301	1.01301	0.010	-2.51627	50.00000	Averaged
152 Vinyl Acetate-86	0.03067	0.02334	0.02334	0.010	23.92196	50.00000	Averaged

Data File: \\cansvr11\dd\chem\MSV\a3ux15.i\C90623A.b\UXC3818.D
Report Date: 23-Jun-2009 12:20

TestAmerica North Canton

CONTINUING CALIBRATION COMPOUNDS

Instrument ID: a3ux15.i Injection Date: 23-JUN-2009 10:39
Lab File ID: UXC3818.D Init. Cal. Date(s): 05-JUN-2009 18-JUN-2009
Analysis Type: WATER Init. Cal. Times: 10:10 11:23
Lab Sample ID: 50NG-A9CC Quant Type: ISTD
Method: \\cansvr11\dd\chem\MSV\a3ux15.i\C90623A.b\8260LLUX15.m

COMPOUND	RRF / AMOUNT	RF50	CCAL RRF50	MIN RRF	%D / %DRIFT	MAX %D / %DRIFT	CURVE TYPE	
114 Dichlorofluoromethane	50.00000	184	0.47171	0.010	-268	0.000e+000	Quadratic	
189 Ethyl Ether	0.21730	0.24217	0.24217	0.010	-11.44706	50.00000	Averaged	
191 3-Chloropropene	0.10752	0.12816	0.12816	0.010	-19.19434	50.00000	Averaged	
192 Isopropyl Ether	0.22410	0.21538	0.21538	0.010	3.89091	50.00000	Averaged	
193 2-Chloro-1,3-butadiene	0.41299	0.40345	0.40345	0.010	2.31006	50.00000	Averaged	
194 Propionitrile	0.04077	0.02887	0.02887	0.010	29.19320	50.00000	Averaged	
195 Ethyl Acetate	0.25238	0.13484	0.13484	0.010	46.57144	50.00000	Averaged	
196 Methacrylonitrile	0.16769	0.10543	0.10543	0.010	37.12599	50.00000	Averaged	
197 Isobutanol	0.00671	0.00603	0.00603	0.010	10.12089	50.00000	Averaged	<-
199 n-Butanol	0.00743	0.00379	0.00379	0.010	48.94654	50.00000	Averaged	<-
1100 Methyl Methacrylate	0.23908	0.11572	0.11572	0.010	51.59587	50.00000	Averaged	<-
1146 2-Methylnaphthalene	100	83.93452	0.84172	0.010	16.06548	0.000e+000	Wt Linear	
1155 tert-Butyl Ethyl Ether	0.50294	0.49689	0.49689	0.010	1.20426	50.00000	Averaged	
1156 tert-Amyl Methyl Ether	0.65497	0.43817	0.43817	0.010	33.10031	50.00000	Averaged	
1157 1,2,3-Trimethylbezene	2.17971	2.25451	2.25451	0.010	-3.43168	50.00000	Averaged	

8A
VOLATILE INTERNAL STANDARD AREA SUMMARY

Lab Name: NORTH CANTON Contract:

Lab Code: TALCAN Case No.: SAS No.: SDG No.: 9F11135

Lab File ID (Standard): UXC3821 Date Analyzed: 06/23/09

Instrument ID: A3UX15 Time Analyzed: 1147

Matrix: (soil/water) WATER Level: (low/med) LOW Column: (pack/cap) CAP

		IS1 (CBZ) AREA #	RT	IS2 (DCB) AREA #	RT	IS3 AREA #	RT
	12 HOUR STD	889842	7.64	627795	9.85	1177752	4.99
	UPPER LIMIT	1779684	8.14	1255590	10.35	2355504	5.49
	LOWER LIMIT	444921	7.14	313898	9.35	588876	4.49
	EPA SAMPLE NO.						
01	LFLAR-CHK	885209	7.64	643652	9.85	1192425	4.99
02	LFLAR-CKDUP	960483	7.64	652456	9.85	1269458	4.99
03	LFLAR-BLK	913430	7.64	592809	9.85	1218859	4.99
04	TB061109A	727614	7.64	514964	9.85	1009283	4.99
05	TB061109B	772748	7.64	520253	9.85	1033734	4.99
06							
07							
08							
09							
10							
11							
12							
13							
14							
15							
16							
17							
18							
19							
20							
21							
22							

IS1 (CBZ) = Chlorobenzene-d5
IS2 (DCB) = 1,4-Dichlorobenzene-d4
IS3 = Fluorobenzene

UPPER LIMIT = +100% of internal standard area.
LOWER LIMIT = - 50% of internal standard area.

Column used to flag internal standard area values with an asterisk.

SW846 8260B METHOD BLANK SUMMARY

BLANK WORKORDER NO.: LE24A1AA

Lab Name: TestAmerica Laboratories, Inc.

Lab Code: TALCAN

SDG Number: 9F11135

Lab File ID: UX126464.

Lot Number: A9F120214

Date Analyzed: 06/19/09

Time Analyzed: 12:28

Matrix: SOLID

Date Extracted: 06/19/09

GC Column: DB-624 ID: .18

Extraction Method: 1311/5030B

Instrument ID: UX12

Level: (low/med) LOW

THIS METHOD BLANK APPLIES TO THE FOLLOWING SAMPLES, LCS, LCSD, MS , MSD:

	CLIENT ID.	SAMPLE WORK ORDER #	LAB FILE ID	DATE ANALYZED	TIME ANALYZED
01	ILSD-11	LETQE1A3	UX126473.	06/19/09	16:15
02	ILSD-18	LETQN1AE	UX126474.	06/19/09	16:39
03	MHSD-4	LETQW1AE	UX126475.	06/19/09	17:03
04	INTRA-LAB QC	LEXPN1AE	UX126465.	06/19/09	12:52
05	LAB MS/MSD	LEXPN1CP S	UX126466.	06/19/09	13:28
06	LAB MS/MSD	LEXPN1CQ D	UX126467.	06/19/09	13:52
07	CHECK SAMPLE	LE8VR1AA C	UX126463.	06/19/09	12:04
08					
09					
10					
11					
12					
13					
14					
15					
16					
17					
18					
19					
20					
21					
22					
23					
24					
25					
26					
27					
28					
29					
30					

COMMENTS:

FORM IV

METHOD BLANK REPORT

TCLP GC/MS Volatiles

Client Lot #...: 9F11135 **Work Order #...:** LE24A1AA **Matrix.....:** SOLID
MB Lot-Sample #: A9F170000-073
Leach Date.....: 06/17/09 **Prep Date.....:** 06/19/09 **Analysis Date..:** 06/19/09
Leach Batch #..: P916803 **Prep Batch #...:** 9170208 **Final Wgt/Vol..:** 5 mL
Dilution Factor: 1 **Initial Wgt/Vol:** 0.1 mL

PARAMETER	RESULT	REPORTING LIMIT	UNITS	METHOD
Benzene	ND	0.025	mg/L	SW846 8260B
2-Butanone (MEK)	ND	0.25	mg/L	SW846 8260B
Carbon tetrachloride	ND	0.025	mg/L	SW846 8260B
Chlorobenzene	ND	0.025	mg/L	SW846 8260B
Chloroform	ND	0.025	mg/L	SW846 8260B
1,2-Dichloroethane	ND	0.025	mg/L	SW846 8260B
1,1-Dichloroethylene	ND	0.070	mg/L	SW846 8260B
Tetrachloroethylene	ND	0.070	mg/L	SW846 8260B
Trichloroethylene	ND	0.050	mg/L	SW846 8260B
Vinyl chloride	ND	0.025	mg/L	SW846 8260B

SURROGATE	PERCENT RECOVERY	RECOVERY LIMITS
Dibromofluoromethane	94	(86 - 125)
1,2-Dichloroethane-d4	88	(80 - 122)
Toluene-d8	104	(90 - 122)
4-Bromofluorobenzene	94	(84 - 125)

NOTE(S):

Calculations are performed before rounding to avoid round-off errors in calculated results.

LABORATORY CONTROL SAMPLE EVALUATION REPORT

GC/MS Volatiles

Client Lot #...: 9F11135 **Work Order #...:** LE8VR1AA **Matrix.....:** SOLID
LCS Lot-Sample#: A9F190000-208
Prep Date.....: 06/19/09 **Analysis Date..:** 06/19/09
Prep Batch #...: 9170208
Dilution Factor: 1 **Final Wgt/Vol..:** 5 mL
Initial Wgt/Vol: 0.1 mL

PARAMETER	PERCENT RECOVERY	RECOVERY LIMITS	METHOD
Benzene	**100**	**(76 - 118)**	**SW846 8260B**
Chlorobenzene	**97**	**(76 - 113)**	**SW846 8260B**
1,1-Dichloroethylene	**88**	**(67 - 128)**	**SW846 8260B**
Trichloroethylene	**102**	**(76 - 119)**	**SW846 8260B**
Toluene	**101**	**(72 - 117)**	**SW846 8260B**

SURROGATE	PERCENT RECOVERY	RECOVERY LIMITS
Dibromofluoromethane	97	(86 - 124)
1,2-Dichloroethane-d4	93	(80 - 122)
Toluene-d8	106	(90 - 122)
4-Bromofluorobenzene	97	(84 - 125)

NOTE(S):

Calculations are performed before rounding to avoid round-off errors in calculated results.

Bold print denotes control parameters

LABORATORY CONTROL SAMPLE DATA REPORT

GC/MS Volatiles

Client Lot #...: 9F11135 **Work Order #...:** LE8VR1AA **Matrix.....:** SOLID
LCS Lot-Sample#: A9F190000-208
Prep Date.....: 06/19/09 **Analysis Date..:** 06/19/09
Prep Batch #...: 9170208
Dilution Factor: 1 **Final Wgt/Vol..:** 5 mL
Initial Wgt/Vol: 0.1 mL

PARAMETER	SPIKE AMOUNT	MEASURED AMOUNT	UNITS	PERCENT RECOVERY	METHOD
Benzene	**1.0**	**1.0**	**mg/L**	**100**	**SW846 8260B**
Chlorobenzene	**1.0**	**0.97**	**mg/L**	**97**	**SW846 8260B**
1,1-Dichloroethylene	**1.0**	**0.88**	**mg/L**	**88**	**SW846 8260B**
Trichloroethylene	**1.0**	**1.0**	**mg/L**	**102**	**SW846 8260B**
Toluene	**1.0**	**1.0**	**mg/L**	**101**	**SW846 8260B**

SURROGATE	PERCENT RECOVERY	RECOVERY LIMITS
Dibromofluoromethane	97	(86 - 124)
1,2-Dichloroethane-d4	93	(80 - 122)
Toluene-d8	106	(90 - 122)
4-Bromofluorobenzene	97	(84 - 125)

NOTE(S):

Calculations are performed before rounding to avoid round-off errors in calculated results.

Bold print denotes control parameters

MATRIX SPIKE SAMPLE EVALUATION REPORT

TCLP GC/MS Volatiles

Client Lot #...:	9F11135	**Work Order #...:**	LEXPN1CP-MS	**Matrix.....:**	SOLID
MS Lot-Sample #:	A9F150107-004		LEXPN1CQ-MSD		
Date Sampled...:	06/12/09 10:45	**Date Received..:**	06/15/09		
Leach Date.....:	06/17/09	**Prep Date.....:**	06/19/09	**Analysis Date..:**	06/19/09
Leach Batch #..:	P916803	**Prep Batch #...:**	9170208		
Dilution Factor:	1	**Initial Wgt/Vol:**	0.1 mL	**Final Wgt/Vol..:**	5 mL

PARAMETER	PERCENT RECOVERY	RECOVERY LIMITS	RPD	RPD LIMITS	METHOD
Benzene	**101**	**(76 - 117)**			**SW846 8260B**
	104	**(76 - 117)**	**2.7**	**(0-30)**	**SW846 8260B**
Chlorobenzene	**97**	**(72 - 114)**			**SW846 8260B**
	101	**(72 - 114)**	**3.5**	**(0-30)**	**SW846 8260B**
1,1-Dichloroethylene	**90**	**(67 - 129)**			**SW846 8260B**
	82	**(67 - 129)**	**9.1**	**(0-30)**	**SW846 8260B**
Trichloroethylene	**100**	**(72 - 121)**			**SW846 8260B**
	103	**(72 - 121)**	**2.5**	**(0-30)**	**SW846 8260B**
Toluene	**99**	**(67 - 113)**			**SW846 8260B**
	104	**(67 - 113)**	**4.3**	**(0-30)**	**SW846 8260B**

SURROGATE	PERCENT RECOVERY	RECOVERY LIMITS
Dibromofluoromethane	95	(86 - 125)
	97	(86 - 125)
1,2-Dichloroethane-d4	93	(80 - 122)
	86	(80 - 122)
Toluene-d8	107	(90 - 122)
	105	(90 - 122)
4-Bromofluorobenzene	98	(84 - 125)
	99	(84 - 125)

NOTE(S):

Calculations are performed before rounding to avoid round-off errors in calculated results.

Bold print denotes control parameters

MATRIX SPIKE SAMPLE DATA REPORT

TCLP GC/MS Volatiles

Client Lot #...:	9F11135	**Work Order #...:**	LEXPN1CP-MS	**Matrix.....:**	SOLID
MS Lot-Sample #:	A9F150107-004		LEXPN1CQ-MSD		
Date Sampled...:	06/12/09 10:45	**Date Received..:**	06/15/09		
Leach Date.....:	06/17/09	**Prep Date.....:**	06/19/09	**Analysis Date..:**	06/19/09
Leach Batch #..:	P916803	**Prep Batch #...:**	9170208		
Dilution Factor:	1	**Initial Wgt/Vol:**	0.1 mL	**Final Wgt/Vol..:**	5 mL

PARAMETER	SAMPLE AMOUNT	SPIKE AMT	MEASRD AMOUNT	UNITS	PERCNT RECVRY	RPD	METHOD
Benzene	**ND**	**1.0**	**1.0**	**mg/L**	**101**		**SW846 8260B**
	ND	**1.0**	**1.0**	**mg/L**	**104**	**2.7**	**SW846 8260B**
Chlorobenzene	**ND**	**1.0**	**0.97**	**mg/L**	**97**		**SW846 8260B**
	ND	**1.0**	**1.0**	**mg/L**	**101**	**3.5**	**SW846 8260B**
1,1-Dichloroethylene	**ND**	**1.0**	**0.90**	**mg/L**	**90**		**SW846 8260B**
	ND	**1.0**	**0.82**	**mg/L**	**82**	**9.1**	**SW846 8260B**
Trichloroethylene	**ND**	**1.0**	**1.0**	**mg/L**	**100**		**SW846 8260B**
	ND	**1.0**	**1.0**	**mg/L**	**103**	**2.5**	**SW846 8260B**
Toluene	**0.0077**	**1.0**	**1.0**	**mg/L**	**99**		**SW846 8260B**
	0.0077	**1.0**	**1.0**	**mg/L**	**104**	**4.3**	**SW846 8260B**

SURROGATE	PERCENT RECOVERY	RECOVERY LIMITS
Dibromofluoromethane	95	(86 - 125)
	97	(86 - 125)
1,2-Dichloroethane-d4	93	(80 - 122)
	86	(80 - 122)
Toluene-d8	107	(90 - 122)
	105	(90 - 122)
4-Bromofluorobenzene	98	(84 - 125)
	99	(84 - 125)

NOTE(S):

Calculations are performed before rounding to avoid round-off errors in calculated results.

Bold print denotes control parameters

SW846 8260B SURROGATE RECOVERY

Lab Name: TestAmerica Laboratories, Inc. Client: Tetra Tech NUS, Inc

Lab Code: TALCAN SDG No: 9F11135

Lot #: A9F120214

Extraction: XXA58QK01

	CLIENT ID.	SRG01	SRG02	SRG03	SRG04	TOT OUT
01	ILSD-11	94	89	102	92	00
02	ILSD-18	95	90	104	93	00
03	MHSD-4	93	88	107	95	00
04	INTRA-LAB QC	94	90	103	93	00
05	METHOD BLK. LE24A1AA	94	88	104	94	00
06	LCS LE8VR1AA	97	93	106	97	00
07	LAB MS/MSD D	97	86	105	99	00
08	LAB MS/MSD S	95	93	107	98	00

SURROGATES		QC LIMITS
SRG01	= Dibromofluoromethane	(86-125)
SRG02	= 1,2-Dichloroethane-d4	(80-122)
SRG03	= Toluene-d8	(90-122)
SRG04	= 4-Bromofluorobenzene	(84-125)

\# Column to be used to flag recovery values
* Values outside of required QC Limits
D System monitoring Compound diluted out

FORM II

5A

VOLATILE ORGANIC GC/MS TUNING AND MASS CALIBRATION - BROMOFLUOROBENZENE (BFB)

Lab Name: NORTH CANTON Contract:

Lab Code: TALCAN Case No.: SAS No.: SDG No.: 9F11135

Lab File ID: BFB854 BFB Injection Date: 12/01/08

Instrument ID: A3UX12 BFB Injection Time: 1659

Matrix: (soil/water) WATER Level: (low/med) LOW Column: (pack/cap) CAP

m/e	ION ABUNDANCE CRITERIA	% RELATIVE ABUNDANCE
50	15.0 - 40.0% of mass 95	18.6
75	30.0 - 60.0% of mass 95	49.1
95	Base Peak, 100% relative abundance	100.0
96	5.0 - 9.0% of mass 95	6.8
173	Less than 2.0% of mass 174	0.0 (0.0)1
174	50.0 - 100.0% of mass 95	86.4
175	5.0 - 9.0% of mass 174	6.7 (7.7)1
176	Greater than 95.0%, but less than 101.0% of mass 174	84.7 (98.0)1
177	5.0 - 9.0% of mass 176	5.8 (6.8)2

1-Value is % of mass 174 2-Value is % of mass 176

THIS TUNE APPLIES TO THE FOLLOWING SAMPLES, MS, MSD, BLANKS, AND STANDARDS:

	EPA SAMPLE NO.	LAB SAMPLE ID	LAB FILE ID	DATE ANALYZED	TIME ANALYZED
01	VSTD100	500NG-IC	UX123495	12/01/08	1726
02	VSTD050	250NG-IC	UX123496	12/01/08	1750
03	VSTD020	100NG-IC	UX123497	12/01/08	1814
04	VSTD005	25NG-IC	UX123498	12/01/08	1838
05	VSTD001	5NG-IC	UX123499	12/01/08	1902
06	VSTD0.5	2.5NG-IC	UX123500	12/01/08	1927
07					
08					
09					
10					
11					
12					
13					
14					
15					
16					
17					
18					
19					
20					
21					
22					

Report Date : 01-Dec-2008 20:01

TestAmerica North Canton

INITIAL CALIBRATION DATA

Start Cal Date : 13-MAY-2008 15:49
End Cal Date : 01-DEC-2008 19:27
Quant Method : ISTD
Target Version : 4.14
Integrator : HP RTE
Method file : \\cansvr11\dd\chem\MSV\a3ux12.i\T81201-IC.b\8260MIUX12.m
Last Edit : 01-Dec-2008 19:42 laveyt

Calibration File Names:
Level 1: \\cansvr11\dd\chem\MSV\a3ux12.i\T80613B.b\UX120234.D
Level 2: \\cansvr11\dd\chem\MSV\a3ux12.i\T80613B.b\UX120233.D
Level 3: \\cansvr11\dd\chem\MSV\a3ux12.i\T80613B.b\UX120232.D
Level 5: \\cansvr11\dd\chem\MSV\a3ux12.i\T80613B.b\UX120231.D
Level 6: \\cansvr11\dd\chem\MSV\a3ux12.i\T80613B.b\UX120230.D
Level 7: \\cansvr11\dd\chem\MSV\a3ux12.i\T80613B.b\UX120229.D

	Compound	2.5000 Level 1	5.0000 Level 2	25.0000 Level 3	100.0000 Level 5	250.0000 Level 6	500.0000 Level 7	Curve	Coefficients b	Coefficients m1	Coefficients m2	%RSD or R^2
148	1,3-Butadiene	+++++	+++++	+++++	+++++	+++++	+++++	AVRG		0.000e+000		0.000e+000 <-
8	Dichlorodifluoromethane	+++++	3293	29613	121909	323053	641177	LINR	0.03249	0.20937		0.99994
9	Chloromethane	0.19609	0.24868	0.27250	0.29623	0.29478	0.27192	AVRG		0.26337		14.17175
10	Vinyl Chloride	3082	7879	44536	194537	479775	935778	LINR	-0.00188	0.30460		0.99985
11	Bromomethane	2232	5105	30299	144188	375991	790319	LINR	0.05594	0.25667		0.99922
12	Chloroethane	3257	5893	33530	159889	433721	893646	LINR	0.05455	0.29099		0.99945
13	Trichlorofluoromethane	+++++	0.29805	0.38180	0.39760	0.41164	0.43002	AVRG		0.38382		13.32300
14	Dichlorofluoromethane	+++++	10287	80615	331596	911201	1774073	LINR	0.04788	0.49652		0.99963
15	Acrolein	0.04191	0.04221	0.04425	0.04897	0.05240	0.05311	AVRG		0.04714		10.67841
16	Acetone	+++++	12825	39397	127121	316706	619769	LINR	-0.10648	0.09944		0.99996
17	1,1-Dichloroethene	0.48314	0.43865	0.45951	0.47017	0.48825	0.53756	AVRG		0.47955		6.98864
18	Freon-113	+++++	0.19125	0.25210	0.22329	0.25398	0.27339	AVRG		0.23880		13.41510
19	Iodomethane	0.43019	0.45412	0.44110	0.48585	0.52243	0.55139	AVRG		0.48085		10.01252
20	Carbon Disulfide	0.69365	0.66625	0.73611	0.79946	0.86409	0.93318	AVRG		0.78212		13.18982

Report Date : 01-Dec-2008 20:01

TestAmerica North Canton

INITIAL CALIBRATION DATA

Start Cal Date : 13-MAY-2008 15:49
End Cal Date : 01-DEC-2008 19:27
Quant Method : ISTD
Target Version : 4.14
Integrator : HP RTE
Method file : \\cansvr11\dd\chem\MSV\a3ux12.i\T81201-IC.b\8260MIUX12.m
Last Edit : 01-Dec-2008 19:42 laveyt

	Compound	2.5000 Level 1	5.0000 Level 2	25.0000 Level 3	100.0000 Level 5	250.0000 Level 6	500.0000 Level 7	Curve	Coefficients b	Coefficients m1	Coefficients m2	%RSD or R^2
	21 Methylene Chloride	+++++	0.37088	0.30572	0.33290	0.34256	0.37227	AVRG		0.34487		8.08372
	22 Acetonitrile	+++++	0.02531	0.03118	0.03214	0.03191	0.03185	AVRG		0.03048		9.54981
	23 Acrylonitrile	1772	5710	32138	132778	350444	658768	LINR	-0.00796	0.10789		0.99921
	24 Methyl tert-butyl ether	0.58594	0.68694	0.71086	0.74737	0.83292	0.87345	AVRG		0.73958		14.03836
	25 trans-1,2-Dichloroethene	0.33697	0.32510	0.31963	0.33782	0.35541	0.37444	AVRG		0.34156		5.94278
	26 Hexane	+++++	0.15832	0.21143	0.14900	0.16067	0.16975	AVRG		0.16984		14.36618
	27 Vinyl acetate	+++++	0.36249	0.37312	0.42646	0.45658	0.46031	AVRG		0.41579		11.03536
	152 Vinyl acetate - 86	+++++	933	7746	33136	90544	180389	LINR	0.04820	0.05905		0.99983
	28 1,1-Dichloroethane	0.35390	0.31603	0.36502	0.37670	0.38733	0.39607	AVRG		0.36584		7.84460
	29 tert-Butyl Alcohol	0.02550	0.02946	0.02499	0.03145	0.02999	0.03016	AVRG		0.02859		9.36951
	149 t-Butyl ethyl ether	0.17255	0.20746	0.24675	0.22302	0.24879	0.25734	AVRG		0.22599		14.19064
	30 2-Butanone	0.12827	0.12760	0.11457	0.12586	0.12057	0.11486	AVRG		0.12196		5.10258
M	31 1,2-Dichloroethene (total)	0.30516	0.31120	0.30025	0.31923	0.33233	0.34472	AVRG		0.31881		5.32884
	32 cis-1,2-dichloroethene	0.27335	0.29730	0.28087	0.30064	0.30925	0.31499	AVRG		0.29607		5.44988
	33 2,2-Dichloropropane	0.14514	0.13910	0.14617	0.15912	0.16416	0.15221	AVRG		0.15098		6.21011
	34 Bromochloromethane	0.10105	0.12148	0.11212	0.13468	0.13386	0.13370	AVRG		0.12281		11.34664
	35 Chloroform	0.37589	0.34787	0.36026	0.38315	0.39159	0.39555	AVRG		0.37572		4.92867
	36 Tetrahydrofuran	+++++	0.05322	0.06685	0.07310	0.08003	0.07516	AVRG		0.06967		14.84352
	37 1,1,1-Trichloroethane	2305	7683	39773	175217	463421	920175	LINR	0.02623	0.29992		0.99991
	38 1,1-Dichloropropene	0.26100	0.26062	0.27710	0.28650	0.29580	0.30139	AVRG		0.28040		6.16354
	39 Carbon Tetrachloride	2621	5586	36156	147573	400101	811113	LINR	0.03893	0.26394		0.99970
	40 1,2-Dichloroethane	0.26649	0.33045	0.28703	0.30413	0.31286	0.31684	AVRG		0.30297		7.57141

Report Date : 01-Dec-2008 20:01

TestAmerica North Canton

INITIAL CALIBRATION DATA

Start Cal Date : 13-MAY-2008 15:49
End Cal Date : 01-DEC-2008 19:27
Quant Method : ISTD
Target Version : 4.14
Integrator : HP RTE
Method file : \\cansvr11\dd\chem\MSV\a3ux12.i\T81201-IC.b\8260MIUX12.m
Last Edit : 01-Dec-2008 19:42 laveyt

Compound	2.5000 Level 1	5.0000 Level 2	25.0000 Level 3	100.0000 Level 5	250.0000 Level 6	500.0000 Level 7	Curve	Coefficients b	Coefficients m1	Coefficients m2	%RSD or R^2
41 Benzene	0.95536	0.88879	0.89388	0.93343	0.95744	0.98485	AVRG		0.93562		4.06410
150 t-Amyl methyl ether	3141	7124	36356	159041	450614	933409	LINR	0.07409	0.25959		0.99835
42 Trichloroethene	0.21846	0.23794	0.24878	0.26633	0.27003	0.26913	AVRG		0.25178		8.24831
43 1,2-Dichloropropane	0.20036	0.20972	0.21289	0.21435	0.22533	0.22109	AVRG		0.21395		4.09822
44 1,4-Dioxane	1558	3922	26612	116890	302403	555959	LINR	-0.66895	0.00366		0.99839
45 Dibromomethane	0.14385	0.11691	0.13943	0.14953	0.14961	0.15038	AVRG		0.14162		9.06044
46 Bromodichloromethane	3050	6069	36077	160844	438057	875314	LINR	0.03761	0.28555		0.99977
47 2-Chloroethyl vinyl ether	0.12788	0.13326	0.13605	0.16031	0.16758	0.16634	AVRG		0.14857		12.16805
48 cis-1,3-Dichloropropene	3837	8069	44606	213522	565704	1135130	LINR	0.03640	0.37010		0.99985
49 4-Methyl-2-pentanone	0.21513	0.22230	0.21838	0.23439	0.24710	0.23724	AVRG		0.22909		5.43410
50 Toluene	1.21494	1.16432	1.16552	1.21416	1.22484	1.24109	AVRG		1.20414		2.64935
51 trans-1,3-Dichloropropene	3593	6988	39918	194935	536476	1095824	LINR	0.04877	0.41812		0.99968
52 Ethyl Methacrylate	2465	7114	41197	200983	527334	1095892	LINR	0.04673	0.41693		0.99967
53 1,1,2-Trichloroethane	0.24072	0.26087	0.24782	0.27348	0.28037	0.27499	AVRG		0.26304		6.09785
54 1,3-Dichloropropane	0.46405	0.48396	0.43451	0.50332	0.49748	0.50002	AVRG		0.48056		5.57417
55 Tetrachloroethene	0.18411	0.20980	0.21909	0.22745	0.21901	0.22245	AVRG		0.21365		7.29137
56 2-Hexanone	4100	8074	46565	227470	591760	1121039	LINR	-0.00183	0.21509		0.99902
57 Dibromochloromethane	2222	3969	25554	124140	354985	736406	LINR	0.06613	0.28114		0.99927
58 1,2-Dibromoethane	0.29285	0.22768	0.26820	0.30010	0.30665	0.31045	AVRG		0.28432		11.09014
59 Chlorobenzene	0.78562	0.87228	0.81187	0.88370	0.90070	0.90162	AVRG		0.85930		5.68851
60 1,1,1,2-Tetrachloroethane	2248	4763	29295	137915	374078	773136	LINR	0.04988	0.29448		0.99964
61 Ethylbenzene	1.10020	1.11853	1.20741	1.29750	1.35143	1.37716	AVRG		1.24204		9.51753

<- MUST target

Report Date : 01-Dec-2008 20:01

TestAmerica North Canton

INITIAL CALIBRATION DATA

Start Cal Date : 13-MAY-2008 15:49
End Cal Date : 01-DEC-2008 19:27
Quant Method : ISTD
Target Version : 4.14
Integrator : HP RTE
Method file : \\cansvr11\dd\chem\MSV\a3ux12.i\T81201-IC.b\8260MIUX12.m
Last Edit : 01-Dec-2008 19:42 laveyt

	Compound	2.5000 Level 1	5.0000 Level 2	25.0000 Level 3	100.0000 Level 5	250.0000 Level 6	500.0000 Level 7	Curve	Coefficients b	Coefficients m1	Coefficients m2	%RSD or R^2
	62 m + p-Xylene	0.91214	0.89911	0.89073	1.01607	1.05143	1.10486	AVRG		0.97906		9.26087
M	63 Xylenes (total)	0.89676	0.90837	0.91764	1.03902	1.07596	1.12511	AVRG		0.99381		9.91529
	64 Xylene-o	0.86594	0.92685	0.97147	1.08494	1.12500	1.16560	AVRG		1.02330		11.65682
	65 Styrene	8491	19477	108522	510218	1367757	2853767	LINR	0.05052	1.08537		0.99952
	66 Bromoform	+++++	2428	14977	85215	248220	522678	LINR	0.11100	0.20127		0.99907
	67 Isopropylbenzene	0.88250	0.82237	0.86813	0.96542	0.98484	1.03399	AVRG		0.92621		8.72570
	68 1,1,2,2-Tetrachloroethane	0.75109	0.71371	0.75927	0.76811	0.78285	0.79859	AVRG		0.76227		3.83314
	69 1,4-Dichloro-2-butene	+++++	1699	12466	55636	156195	316669	LINR	0.07559	0.21890		0.99924
	70 1,2,3-Trichloropropane	0.26999	0.24820	0.27692	0.26717	0.26928	0.26899	AVRG		0.26676		3.63293
	71 Bromobenzene	0.75257	0.75698	0.72215	0.71131	0.72799	0.76479	AVRG		0.73930		2.92869
	72 n-Propylbenzene	1.87816	2.03148	2.11112	2.20512	2.28407	2.47311	AVRG		2.16385		9.55449
	73 2-Chlorotoluene	0.59736	0.54101	0.55584	0.56950	0.58771	0.60389	AVRG		0.57588		4.28445
	74 1,3,5-Trimethylbenzene	1.32526	1.48595	1.51612	1.63586	1.66175	1.79811	AVRG		1.57051		10.44925
	75 4-Chlorotoluene	0.52481	0.58131	0.58518	0.61268	0.61451	0.64440	AVRG		0.59382		6.87592
	76 tert-Butylbenzene	1.30548	1.34474	1.33005	1.46727	1.45715	1.57671	AVRG		1.41357		7.40565
	77 1,2,4-Trimethylbenzene	1.56551	1.57671	1.62941	1.74559	1.81054	1.92185	AVRG		1.70827		8.33543
	78 sec-Butylbenzene	1.78896	1.71304	1.79785	1.85306	1.89347	2.05431	AVRG		1.85012		6.34235
	79 4-Isopropyltoluene	1.29686	1.50981	1.54044	1.66704	1.72029	1.87580	AVRG		1.60171		12.44261
	80 1,3-Dichlorobenzene	1.26385	1.19700	1.15300	1.19523	1.20077	1.26059	AVRG		1.21174		3.53279
	81 1,4-Dichlorobenzene	1.41371	1.36845	1.22421	1.24621	1.28560	1.32345	AVRG		1.31027		5.54334
	151 1,2,3-Trimethylbenzene	1.52985	1.78133	1.96008	1.95233	2.18706	2.12377	AVRG		1.92240		12.46063
	82 n-Butylbenzene	1.39231	1.29725	1.30856	1.36472	1.42356	1.51148	AVRG		1.38298		5.73643

<- Wat target

Report Date : 01-Dec-2008 20:01

TestAmerica North Canton

INITIAL CALIBRATION DATA

Start Cal Date : 13-MAY-2008 15:49
End Cal Date : 01-DEC-2008 19:27
Quant Method : ISTD
Target Version : 4.14
Integrator : HP RTE
Method file : \\cansvr11\dd\chem\MSV\a3ux12.i\T81201-IC.b\8260MIUX12.m
Last Edit : 01-Dec-2008 19:42 laveyt

Compound	2.5000 Level 1	5.0000 Level 2	25.0000 Level 3	100.0000 Level 5	250.0000 Level 6	500.0000 Level 7	Curve	Coefficients b	Coefficients m1	Coefficients m2	%RSD or R^2	
83 1,2-Dichlorobenzene	1.25256	1.35118	1.21834	1.20732	1.22273	1.26867	AVRG		1.25347		4.23493	
84 1,2-Dibromo-3-chloropropane	+++++	1020	8903	43861	124595	253165	LINR	0.08985	0.17553		0.99923	
85 1,2,4-Trichlorobenzene	0.67363	0.73772	0.70227	0.69080	0.69628	0.71533	AVRG		0.70267		3.12682	
86 Hexachlorobutadiene	4573	8159	26923	96224	216405	423573	LINR	-0.06793	0.28599		0.99943	
87 Naphthalene	1.94982	1.98673	2.03727	2.22536	2.25131	2.23384	AVRG		2.11406		6.50832	
88 1,2,3-Trichlorobenzene	0.74573	0.76402	0.65598	0.68086	0.64484	0.64793	AVRG		0.68989		7.56931	
89 Ethyl Ether	0.17830	0.17611	0.21343	0.21071	0.21813	0.21816	AVRG		0.20247		9.77466	
90 Ethanol	+++++	+++++	+++++	+++++	+++++	+++++	AVRG		0.000e+000		0.000e+000	<-
91 3-Chloropropene	+++++	0.15732	0.20945	0.19554	0.22433	0.22126	AVRG		0.20158		13.50011	
92 Isopropyl Ether	11239	24156	150157	647557	1732917	3315234	LINR	0.11604	0.18518		0.99971	
93 2-Chloro-1,3-butadiene	0.22665	0.21340	0.25856	0.24400	0.27536	0.27290	AVRG		0.24848		10.09761	
94 Propionitrile	0.03083	0.03021	0.03513	0.03732	0.04212	0.04307	AVRG		0.03645		14.97989	
95 Ethyl Acetate	+++++	0.20349	0.21758	0.20217	0.22724	0.23072	AVRG		0.21624		6.08729	
96 Methacrylonitrile	+++++	0.16858	0.17120	0.16334	0.16072	0.15919	AVRG		0.16461		3.11683	
97 Isobutanol	+++++	0.00174	0.00234	0.00337	0.00470	0.00668	AVRG		0.00377		52.48314	<- NOT USED
98 Cyclohexane	0.28350	0.26982	0.30250	0.27297	0.28378	0.29598	AVRG		0.28476		4.45627	
99 n-Butanol	+++++	+++++	0.00085	0.00191	0.00332	0.00447	AVRG		0.00264		60.15624	<- NOT USED
100 Methyl Methacrylate	+++++	4257	24438	127382	358209	729921	LINR	0.09913	0.20501		0.99909	
101 2-Nitropropane	+++++	3117	15846	75108	223361	444095	WLINR	0.05806	0.06045		0.99533	
102 Chloropicrin	+++++	+++++	+++++	+++++	+++++	+++++	AVRG		0.000e+000		0.000e+000	<-
103 Cyclohexanone	+++++	0.01487	0.03250	0.04247	0.06188	0.07617	AVRG		0.04558		52.8924	<- NOT USED
104 Pentachloroethane	+++++	+++++	+++++	+++++	+++++	+++++	AVRG		0.000e+000		0.000e+000	<-

Report Date : 01-Dec-2008 20:01

TestAmerica North Canton

INITIAL CALIBRATION DATA

Start Cal Date : 13-MAY-2008 15:49
End Cal Date : 01-DEC-2008 19:27
Quant Method : ISTD
Target Version : 4.14
Integrator : HP RTE
Method file : \\cansvr11\dd\chem\MSV\a3ux12.i\T81201-IC.b\8260MIUX12.m
Last Edit : 01-Dec-2008 19:42 laveyt

	Compound	2.5000 Level 1	5.0000 Level 2	25.0000 Level 3	100.0000 Level 5	250.0000 Level 6	500.0000 Level 7	Curve	Coefficients b	m1	m2	%RSD or R^2	
	105 Benzyl Chloride	+++++	+++++	+++++	+++++	+++++	+++++	AVRG		0.000e+000		0.000e+000	<-
	134 Thiophene	+++++	+++++	+++++	+++++	+++++	+++++	AVRG		0.000e+000		0.000e+000	<-
	135 Crotononitrile(1st Isomer)	+++++	+++++	+++++	+++++	+++++	+++++	AVRG		0.000e+000		0.000e+000	<-
	136 Crotononitrile(2nd Isomer)	+++++	+++++	+++++	+++++	+++++	+++++	AVRG		0.000e+000		0.000e+000	<-
M	137 Total Crotononitrile	+++++	+++++	+++++	+++++	+++++	+++++	AVRG		0.000e+000		0.000e+000	<-
	138 Paraldehyde	+++++	+++++	+++++	+++++	+++++	+++++	AVRG		0.000e+000		0.000e+000	<-
	139 3,3,5-Trimethylcyclohexanone	+++++	+++++	+++++	+++++	+++++	+++++	AVRG		0.000e+000		0.000e+000	<-
	140 1-Chlorohexane	+++++	+++++	+++++	+++++	+++++	+++++	AVRG		0.000e+000		0.000e+000	<-
	141 1,3,5-Trichlorobenzene	0.70009	0.86130	0.64741	0.68364	0.67280	0.70001	AVRG		0.71088		10.72810	
	143 Methyl Acetate	0.25657	0.26928	0.23405	0.22443	0.22786	0.23513	AVRG		0.24122		7.35057	
	144 Methylcyclohexane	0.24083	0.23765	0.25688	0.21300	0.21258	0.23650	AVRG		0.23291		7.39167	
	145 Dimethoxymethane	+++++	+++++	+++++	+++++	+++++	+++++	AVRG		0.000e+000		0.000e+000	<-
	146 2-Methylnaphthalene	0.71224	0.84650	0.81529	0.90897	0.98346	0.88367	AVRG		0.85836		10.70253	
	147 Allyl Alcohol	+++++	+++++	+++++	+++++	+++++	+++++	AVRG		0.000e+000		0.000e+000	<-
$	4 Dibromofluoromethane	+++++	0.17901	0.19086	0.19140	0.20444	0.20676	AVRG		0.19449		5.81536	
$	5 1,2-Dichloroethane-d4	+++++	0.22447	0.24667	0.23199	0.23476	0.23451	AVRG		0.23448		3.40561	
$	6 Toluene-d8	+++++	0.88394	0.90662	0.90584	0.95255	0.93700	AVRG		0.91719		2.98026	
$	7 Bromofluorobenzene	+++++	0.38719	0.37365	0.38795	0.40384	0.40211	AVRG		0.39095		3.16721	

5A

VOLATILE ORGANIC GC/MS TUNING AND MASS CALIBRATION - BROMOFLUOROBENZENE (BFB)

Lab Name: NORTH CANTON Contract:

Lab Code: TALCAN Case No.: SAS No.: SDG No.: 9F11135

Lab File ID: BFB991 BFB Injection Date: 06/19/09

Instrument ID: A3UX12 BFB Injection Time: 1118

Matrix: (soil/water) WATER Level: (low/med) LOW Column: (pack/cap) CAP

m/e	ION ABUNDANCE CRITERIA	% RELATIVE ABUNDANCE
50	15.0 - 40.0% of mass 95	15.9
75	30.0 - 60.0% of mass 95	45.7
95	Base Peak, 100% relative abundance	100.0
96	5.0 - 9.0% of mass 95	7.1
173	Less than 2.0% of mass 174	0.4 (0.5)1
174	50.0 - 100.0% of mass 95	87.5
175	5.0 - 9.0% of mass 174	6.7 (7.7)1
176	Greater than 95.0%, but less than 101.0% of mass 174	83.4 (95.3)1
177	5.0 - 9.0% of mass 176	6.1 (7.3)2

1-Value is % of mass 174 2-Value is % of mass 176

THIS TUNE APPLIES TO THE FOLLOWING SAMPLES, MS, MSD, BLANKS, AND STANDARDS:

	EPA SAMPLE NO.	LAB SAMPLE ID	LAB FILE ID	DATE ANALYZED	TIME ANALYZED
01	VSTD020	100NG-CC	UX126462	06/19/09	1142
02	LE8VR-CHK	LE8VR1AA	UX126463	06/19/09	1204
03	LE24A-BLK	LE24A1AA	UX126464	06/19/09	1228
04	ILSD-11	LETQE1A3	UX126473	06/19/09	1615
05	ILSD-18	LETQN1AE	UX126474	06/19/09	1639
06	MHSD-4	LETQW1AE	UX126475	06/19/09	1703
07					
08					
09					
10					
11					
12					
13					
14					
15					
16					
17					
18					
19					
20					
21					
22					

Data File: \\cansvr11\dd\chem\MSV\a3ux12.i\T90619A.b\UX126462.D
Report Date: 19-Jun-2009 11:57

TestAmerica North Canton

CONTINUING CALIBRATION COMPOUNDS

Instrument ID: a3ux12.i Injection Date: 19-JUN-2009 11:42
Lab File ID: UX126462.D Init. Cal. Date(s): 13-MAY-2008 01-APR-2009
Analysis Type: WATER Init. Cal. Times: 15:49 18:29
Lab Sample ID: 100NG-CC Quant Type: ISTD
Method: \\cansvr11\dd\chem\MSV\a3ux12.i\T90619A.b\8260MIUX12.m

COMPOUND	RRF / AMOUNT	RF100	CCAL RRF100	MIN RRF	%D / %DRIFT	MAX %D / %DRIFT	CURVE TYPE	
$ 4 Dibromofluoromethane	0.19449	0.22445	0.22445	0.010	-15.40004	50.00000	Averaged	
$ 5 1,2-Dichloroethane-d4	0.23448	0.26524	0.26524	0.010	-13.11884	50.00000	Averaged	
$ 6 Toluene-d8	0.91719	1.18012	1.18012	0.010	-28.66693	50.00000	Averaged	
$ 7 Bromofluorobenzene	0.39095	0.46087	0.46087	0.010	-17.88699	50.00000	Averaged	
8 Dichlorodifluoromethane	100	149	0.30601	0.010	-49.40806	50.00000	Linear	
9 Chloromethane	0.26337	0.38075	0.38075	0.100	-44.57172	50.00000	Averaged	
10 Vinyl Chloride	100	118	0.36034	0.010	-18.11064	20.00000	Linear	
11 Bromomethane	100	78.50244	0.18713	0.010	21.49756	50.00000	Linear	
12 Chloroethane	100	73.91656	0.19922	0.010	26.08344	50.00000	Linear	
13 Trichlorofluoromethane	0.38382	0.39936	0.39936	0.010	-4.04927	50.00000	Averaged	
15 Acrolein	0.04714	0.04226	0.04226	0.010	10.36178	50.00000	Averaged	
16 Acetone	200	153	0.08129	0.010	23.57701	50.00000	Linear	
17 1,1-Dichloroethene	0.47955	0.43149	0.43149	0.010	10.02180	20.00000	Averaged	
18 Freon-113	0.23880	0.26153	0.26153	0.010	-9.51780	50.00000	Averaged	
19 Iodomethane	0.48085	0.36277	0.36277	0.010	24.55631	50.00000	Averaged	
20 Carbon Disulfide	0.78212	0.80827	0.80827	0.010	-3.34326	50.00000	Averaged	
21 Methylene Chloride	0.34487	0.29517	0.29517	0.010	14.41012	50.00000	Averaged	
22 Acetonitrile	0.03048	0.03495	0.03495	0.010	-14.65606	50.00000	Averaged	
23 Acrylonitrile	200	194	0.10500	0.010	3.07229	50.00000	Linear	
24 Methyl tert-butyl ether	0.73958	0.64866	0.64866	0.010	12.29337	50.00000	Averaged	
25 trans-1,2-Dichloroethene	0.34156	0.28838	0.28838	0.010	15.57043	50.00000	Averaged	
26 Hexane	0.16984	0.20821	0.20821	0.010	-22.59349	20.00000	Averaged	<-
27 Vinyl acetate	0.41579	0.36942	0.36942	0.010	11.15269	50.00000	Averaged	
152 Vinyl acetate - 86	100	84.63756	0.04713	0.010	15.36244	50.00000	Linear	
28 1,1-Dichloroethane	0.36584	0.36181	0.36181	0.100	1.10205	50.00000	Averaged	
29 tert-Butyl Alcohol	0.02859	0.02303	0.02303	0.010	19.43676	50.00000	Averaged	
30 2-Butanone	0.12196	0.13552	0.13552	0.010	-11.12211	50.00000	Averaged	
M 31 1,2-Dichloroethene (total)	0.31881	0.29436	0.29436	0.010	7.66890	50.00000	Averaged	
32 cis-1,2-dichloroethene	0.29607	0.30035	0.30035	0.010	-1.44643	50.00000	Averaged	
33 2,2-Dichloropropane	0.15098	0.13358	0.13358	0.010	11.52639	50.00000	Averaged	
34 Bromochloromethane	0.12281	0.13073	0.13073	0.010	-6.44539	50.00000	Averaged	
35 Chloroform	0.37572	0.35580	0.35580	0.010	5.30189	20.00000	Averaged	
36 Tetrahydrofuran	0.06967	0.07880	0.07880	0.010	-13.10228	50.00000	Averaged	
37 1,1,1-Trichloroethane	100	78.21599	0.22672	0.010	21.78401	50.00000	Linear	
38 1,1-Dichloropropene	0.28040	0.29466	0.29466	0.010	-5.08575	50.00000	Averaged	
39 Carbon Tetrachloride	100	71.20606	0.17767	0.010	28.79394	50.00000	Linear	
40 1,2-Dichloroethane	0.30297	0.27168	0.27168	0.010	10.32815	50.00000	Averaged	
41 Benzene	0.93562	0.94598	0.94598	0.010	-1.10717	50.00000	Averaged	
42 Trichloroethene	0.25178	0.26214	0.26214	0.010	-4.11527	50.00000	Averaged	
43 1,2-Dichloropropane	0.21395	0.21356	0.21356	0.010	0.18287	20.00000	Averaged	
44 1,4-Dioxane	5000	4588	0.00340	0.010	8.24541	50.00000	Linear	<-
45 Dibromomethane	0.14162	0.13273	0.13273	0.010	6.27463	50.00000	Averaged	
46 Bromodichloromethane	100	80.97241	0.22048	0.010	19.02759	50.00000	Linear	

Data File: \\cansvr11\dd\chem\MSV\a3ux12.i\T90619A.b\UX126462.D
Report Date: 19-Jun-2009 11:57

TestAmerica North Canton

CONTINUING CALIBRATION COMPOUNDS

Instrument ID: a3ux12.i Injection Date: 19-JUN-2009 11:42
Lab File ID: UX126462.D Init. Cal. Date(s): 13-MAY-2008 01-APR-2009
Analysis Type: WATER Init. Cal. Times: 15:49 18:29
Lab Sample ID: 100NG-CC Quant Type: ISTD
Method: \\cansvr11\dd\chem\MSV\a3ux12.i\T90619A.b\8260MIUX12.m

			CCAL	MIN		MAX	
COMPOUND	RRF / AMOUNT	RF100	RRF100	RRF	%D / %DRIFT	%D / %DRIFT	CURVE TYPE
47 2-Chloroethyl vinyl ether	0.14857	0.15895	0.15895	0.010	-6.98906	50.00000	Averaged
48 cis-1,3-Dichloropropene	100	81.54244	0.28831	0.010	18.45756	50.00000	Linear
49 4-Methyl-2-pentanone	0.22909	0.24436	0.24436	0.010	-6.66457	50.00000	Averaged
50 Toluene	1.20414	1.22416	1.22416	0.010	-1.66187	20.00000	Averaged
51 trans-1,3-Dichloropropene	100	75.39573	0.29485	0.010	24.60427	50.00000	Linear
52 Ethyl Methacrylate	100	94.46032	0.37435	0.010	5.53968	50.00000	Linear
53 1,1,2-Trichloroethane	0.26304	0.26585	0.26585	0.010	-1.06700	50.00000	Averaged
54 1,3-Dichloropropane	0.48056	0.48222	0.48222	0.010	-0.34519	50.00000	Averaged
55 Tetrachloroethene	0.21365	0.23228	0.23228	0.010	-8.71663	50.00000	Averaged
56 2-Hexanone	200	197	0.21174	0.010	1.64663	50.00000	Linear
57 Dibromochloromethane	100	72.62642	0.18559	0.010	27.37358	50.00000	Linear
58 1,2-Dibromoethane	0.28432	0.27546	0.27546	0.010	3.11802	50.00000	Averaged
59 Chlorobenzene	0.85930	0.84627	0.84627	0.300	1.51622	50.00000	Averaged
60 1,1,1,2-Tetrachloroethane	100	76.79357	0.21145	0.010	23.20643	50.00000	Linear
61 Ethylbenzene	1.24204	1.26824	1.26824	0.010	-2.10909	20.00000	Averaged
62 m + p-Xylene	0.97906	0.97722	0.97722	0.010	0.18778	50.00000	Averaged
M 63 Xylenes (total)	0.99381	0.99502	0.99502	0.010	-0.12183	50.00000	Averaged
64 Xylene-o	1.02330	1.03063	1.03063	0.010	-0.71604	50.00000	Averaged
65 Styrene	100	93.32708	0.95811	0.010	6.67292	50.00000	Linear
66 Bromoform	100	66.04804	0.11059	0.100	33.95196	50.00000	Linear
67 Isopropylbenzene	0.92621	1.10437	1.10437	0.010	-19.23522	50.00000	Averaged
68 1,1,2,2-Tetrachloroethane	0.76227	0.70136	0.70136	0.300	7.99089	50.00000	Averaged
69 1,4-Dichloro-2-butene	100	79.49943	0.15748	0.010	20.50057	50.00000	Linear
70 1,2,3-Trichloropropane	0.26676	0.23938	0.23938	0.010	10.26309	50.00000	Averaged
71 Bromobenzene	0.73930	0.66273	0.66273	0.010	10.35692	50.00000	Averaged
72 n-Propylbenzene	2.16385	2.10483	2.10483	0.010	2.72734	50.00000	Averaged
73 2-Chlorotoluene	0.57588	0.54488	0.54488	0.010	5.38330	50.00000	Averaged
74 1,3,5-Trimethylbenzene	1.57051	1.53475	1.53475	0.010	2.27687	50.00000	Averaged
75 4-Chlorotoluene	0.59382	0.57578	0.57578	0.010	3.03713	50.00000	Averaged
76 tert-Butylbenzene	1.41357	1.35361	1.35361	0.010	4.24136	50.00000	Averaged
77 1,2,4-Trimethylbenzene	1.70827	1.72595	1.72595	0.010	-1.03524	50.00000	Averaged
78 sec-Butylbenzene	1.85012	1.74855	1.74855	0.010	5.48957	50.00000	Averaged
79 4-Isopropyltoluene	1.60171	1.53979	1.53979	0.010	3.86589	50.00000	Averaged
80 1,3-Dichlorobenzene	1.21174	1.14443	1.14443	0.010	5.55465	50.00000	Averaged
81 1,4-Dichlorobenzene	1.31027	1.25951	1.25951	0.010	3.87393	50.00000	Averaged
82 n-Butylbenzene	1.38298	1.24202	1.24202	0.010	10.19248	50.00000	Averaged
83 1,2-Dichlorobenzene	1.25347	1.21863	1.21863	0.010	2.77908	50.00000	Averaged
84 1,2-Dibromo-3-chloropropane	100	72.84398	0.11209	0.010	27.15602	50.00000	Linear
85 1,2,4-Trichlorobenzene	0.70267	0.59668	0.59668	0.010	15.08436	50.00000	Averaged
86 Hexachlorobutadiene	100	79.08282	0.24559	0.010	20.91718	50.00000	Linear
87 Naphthalene	2.11406	1.74459	1.74459	0.010	17.47647	50.00000	Averaged
88 1,2,3-Trichlorobenzene	0.68989	0.48932	0.48932	0.010	29.07301	50.00000	Averaged
98 Cyclohexane	0.28476	0.37366	0.37366	0.010	31.21968	50.00000	Averaged

Data File: \\cansvr11\dd\chem\MSV\a3ux12.i\T90619A.b\UX126462.D
Report Date: 19-Jun-2009 11:57

TestAmerica North Canton

CONTINUING CALIBRATION COMPOUNDS

Instrument ID: a3ux12.i Injection Date: 19-JUN-2009 11:42
Lab File ID: UX126462.D Init. Cal. Date(s): 13-MAY-2008 01-APR-2009
Analysis Type: WATER Init. Cal. Times: 15:49 18:29
Lab Sample ID: 100NG-CC Quant Type: ISTD
Method: \\cansvr11\dd\chem\MSV\a3ux12.i\T90619A.b\8260MIUX12.m

COMPOUND	RRF / AMOUNT	RF100	CCAL RRF100	MIN RRF	%D / %DRIFT	MAX %D / %DRIFT	CURVE TYPE
143 Methyl Acetate	0.24122	0.21059	0.21059	0.010	12.69893	50.00000	Averaged
144 Methylcyclohexane	0.23291	0.29845	0.29845	0.010	28.14215	50.00000	Averaged
141 1,3,5-Trichlorobenzene	0.71088	0.66120	0.66120	0.010	6.98854	50.00000	Averaged

8A

VOLATILE INTERNAL STANDARD AREA SUMMARY

Lab Name: NORTH CANTON Contract:

Lab Code: TALCAN Case No.: SAS No.: SDG No.: 9F11135

Lab File ID (Standard): UX126462 Date Analyzed: 06/19/09

Instrument ID: A3UX12 Time Analyzed: 1142

Matrix: (soil/water) WATER Level: (low/med) LOW Column: (pack/cap) CAP

		IS1 (CBZ) AREA #	RT	IS2 (DCB) AREA #	RT	IS3 AREA #	RT
	12 HOUR STD	745453	8.13	442345	10.38	902558	5.45
	UPPER LIMIT	1490906	8.63	884690	10.88	1805116	5.95
	LOWER LIMIT	372727	7.63	221173	9.88	451279	4.95
	EPA SAMPLE NO.						
01	LE8VR-CHK	742657	8.13	446001	10.38	900706	5.45
02	LE24A-BLK	710576	8.13	412103	10.38	874478	5.45
03	ILSD-11	721895	8.13	434377	10.38	865678	5.45
04	ILSD-18	703061	8.13	415477	10.38	846236	5.45
05	MHSD-4	694523	8.13	407458	10.38	864718	5.45
06							
07							
08							
09							
10							
11							
12							
13							
14							
15							
16							
17							
18							
19							
20							
21							
22							

IS1 (CBZ) = Chlorobenzene-d5
IS2 (DCB) = 1,4-Dichlorobenzene-d4
IS3 = Fluorobenzene

UPPER LIMIT = +100% of internal standard area.
LOWER LIMIT = - 50% of internal standard area.

Column used to flag internal standard area values with an asterisk.

SW846 8270C METHOD BLANK SUMMARY

BLANK WORKORDER NO.: LEV401AA

Lab Name: TestAmerica Laboratories, Inc.

Lab Code: TALCAN

SDG Number:9F11135

Lab File ID: LEV401AA.

Lot Number: A9F110135

Date Analyzed: 06/19/09

Time Analyzed: 15:02

Matrix: SOLID

Date Extracted:06/13/09

GC Column: DB-5.625 ID: .32

Extraction Method: 3540C

Instrument ID: HP7

Level:(low/med) LOW

THIS METHOD BLANK APPLIES TO THE FOLLOWING SAMPLES, LCS, LCSD, MS , MSD:

	CLIENT ID.	SAMPLE WORK ORDER #	LAB FILE ID	DATE ANALYZED	TIME ANALYZED
01	ILSD-4	LEN871AD	LEN871AD.	06/22/09	20:03
02	ILSD-4	LEN872AD	LEN872AD.	06/25/09	20:55
03	ILSD-8	LEN9T1AG	LEN9T1AG.	06/22/09	21:03
04	ILSD-8	LEN9T2AG	LEN9T2AG.	06/29/09	23:59
05	ILSD-12	LEN9W1AG	LEN9W1AG.	06/24/09	19:06
06	ILSD-14	LEN9X1AG	LEN9X1AG.	06/22/09	20:23
07	ILSD-14	LEN9X2AG	LEN9X2AG.	06/29/09	23:39
08	ILSD-14D	LEN901AG	LEN901AG.	06/22/09	21:42
09	INTRA-LAB QC	LETN81AF	LETN81AF.	06/24/09	17:07
10	LAB MS/MSD	LETN81DJ S	LETN81DJ.	06/24/09	17:27
11	LAB MS/MSD	LETN81DK D	LETN81DK.	06/24/09	17:47
12	CHECK SAMPLE	LEV401AC C	LEV401AC.	06/19/09	15:22
13					
14					
15					
16					
17					
18					
19					
20					
21					
22					
23					
24					
25					
26					
27					
28					
29					
30					

COMMENTS:

FORM IV

SW846 8270C METHOD BLANK SUMMARY

BLANK WORKORDER NO.: LEV401AA

Lab Name: TestAmerica Laboratories, Inc.

Lab Code: TALCAN

SDG Number:9F11135

Lab File ID: LEV401AA.

Lot Number: A9F120214

Date Analyzed: 06/19/09

Time Analyzed: 15:02

Matrix: SOLID

Date Extracted:06/13/09

GC Column: DB-5.625 ID: .32

Extraction Method: 3540C

Instrument ID: HP7

Level:(low/med) LOW

THIS METHOD BLANK APPLIES TO THE FOLLOWING SAMPLES, LCS, LCSD, MS , MSD:

	CLIENT ID.	SAMPLE WORK ORDER #	LAB FILE ID	DATE ANALYZED	TIME ANALYZED
01	ILSD-15	LETN81AF	LETN81AF.	06/24/09	17:07
02	ILSD-15	LETN81DJ S	LETN81DJ.	06/24/09	17:27
03	ILSD-15	LETN81DK D	LETN81DK.	06/24/09	17:47
04	ILSD-16	LETQD1AG	LETQD1AG.	06/24/09	19:26
05	ILSD-11	LETQE1AD	LETQE1AD.	06/24/09	16:48
06	ILSD-10	LETQK1AG	LETQK1AG.	06/24/09	19:46
07	ILSD-20	LETQL1AG	LETQL1AG.	06/24/09	20:06
08	ILSD-18	LETQN1AP	LETQN1AP.	06/30/09	00:19
09	ILSD-19	LETQV1AG	LETQV1AG.	06/24/09	18:07
10	MHSD-4	LETQW1AP	LETQW1AP.	06/24/09	18:47
11	MHSD-7A	LETQX1AG	LETQX1AG.	06/22/09	20:43
12	MHSD-7	LETQ21AG	LETQ21AG.	06/24/09	18:27
13	ILSD-7	LETQ51AG	LETQ51AG.	06/22/09	21:23
14	CHECK SAMPLE	LEV401AC C	LEV401AC.	06/19/09	15:22
15					
16					
17					
18					
19					
20					
21					
22					
23					
24					
25					
26					
27					
28					
29					
30					

COMMENTS:

FORM IV

METHOD BLANK REPORT

GC/MS Semivolatiles

Client Lot #...: 9F11135 **Work Order #...:** LEV401AA **Matrix.....:** SOLID
MB Lot-Sample #: A9F130000-019

Prep Date.....: 06/13/09 **Final Wgt/Vol..:** 2 mL
Analysis Date..: 06/19/09 **Prep Batch #...:** 9164019
Dilution Factor: 1 **Initial Wgt/Vol:** 30 g

PARAMETER	RESULT	REPORTING LIMIT	UNITS	METHOD
Acenaphthene	ND	6.7	ug/kg	SW846 8270C
Acenaphthylene	ND	6.7	ug/kg	SW846 8270C
Anthracene	ND	6.7	ug/kg	SW846 8270C
Benzo(a)anthracene	ND	6.7	ug/kg	SW846 8270C
Benzo(a)pyrene	ND	6.7	ug/kg	SW846 8270C
Benzo(b)fluoranthene	ND	6.7	ug/kg	SW846 8270C
Benzo(ghi)perylene	ND	6.7	ug/kg	SW846 8270C
Benzo(k)fluoranthene	ND	6.7	ug/kg	SW846 8270C
Chrysene	ND	6.7	ug/kg	SW846 8270C
Dibenz(a,h)anthracene	ND	6.7	ug/kg	SW846 8270C
Fluoranthene	ND	6.7	ug/kg	SW846 8270C
Fluorene	ND	6.7	ug/kg	SW846 8270C
Indeno(1,2,3-cd)pyrene	ND	6.7	ug/kg	SW846 8270C
1-Methylnaphthalene	ND	6.7	ug/kg	SW846 8270C
2-Methylnaphthalene	ND	6.7	ug/kg	SW846 8270C
Naphthalene	ND	6.7	ug/kg	SW846 8270C
Phenanthrene	ND	6.7	ug/kg	SW846 8270C
Pyrene	ND	6.7	ug/kg	SW846 8270C

SURROGATE	PERCENT RECOVERY	RECOVERY LIMITS
Nitrobenzene-d5	63	(24 - 112)
2-Fluorobiphenyl	63	(34 - 110)
Terphenyl-d14	92	(41 - 119)
Phenol-d5	66	(28 - 110)
2-Fluorophenol	70	(26 - 110)
2,4,6-Tribromophenol	40	(10 - 118)

NOTE(S):

Calculations are performed before rounding to avoid round-off errors in calculated results.

LABORATORY CONTROL SAMPLE EVALUATION REPORT

GC/MS Semivolatiles

Client Lot #...: 9F11135 Work Order #...: LEV401AC Matrix.....: SOLID
LCS Lot-Sample#: A9F130000-019
Prep Date.....: 06/13/09 Analysis Date..: 06/19/09
Prep Batch #...: 9164019
Dilution Factor: 1 Final Wgt/Vol..: 2 mL
Initial Wgt/Vol: 30 g

PARAMETER	PERCENT RECOVERY	RECOVERY LIMITS	METHOD
Acenaphthene	**61**	**(46 - 110)**	**SW846 8270C**
1,2,4-Trichloro-benzene	**61**	**(43 - 110)**	**SW846 8270C**
2,4-Dinitrotoluene	**70**	**(55 - 116)**	**SW846 8270C**
N-Nitrosodi-n-propyl-amine	**63**	**(40 - 114)**	**SW846 8270C**
1,4-Dichlorobenzene	**62**	**(38 - 110)**	**SW846 8270C**
Pentachlorophenol	**49**	**(10 - 110)**	**SW846 8270C**
Phenol	**61**	**(39 - 110)**	**SW846 8270C**
2-Chlorophenol	**59**	**(39 - 110)**	**SW846 8270C**
4-Chloro-3-methylphenol	**62**	**(42 - 110)**	**SW846 8270C**
4-Nitrophenol	**56**	**(24 - 117)**	**SW846 8270C**
Pyrene	**66**	**(58 - 113)**	**SW846 8270C**

SURROGATE	PERCENT RECOVERY	RECOVERY LIMITS
Nitrobenzene-d5	62	(24 - 112)
2-Fluorobiphenyl	61	(34 - 110)
Terphenyl-d14	78	(41 - 119)
Phenol-d5	63	(28 - 110)
2-Fluorophenol	66	(26 - 110)
2,4,6-Tribromophenol	46	(10 - 118)

NOTE(S):

Calculations are performed before rounding to avoid round-off errors in calculated results.

Bold print denotes control parameters

LABORATORY CONTROL SAMPLE DATA REPORT

GC/MS Semivolatiles

Client Lot #...: 9F11135 **Work Order #...:** LEV401AC **Matrix.....:** SOLID
LCS Lot-Sample#: A9F130000-019
Prep Date.....: 06/13/09 **Analysis Date..:** 06/19/09
Prep Batch #...: 9164019
Dilution Factor: 1 **Final Wgt/Vol..:** 2 mL
Initial Wgt/Vol: 30 g

PARAMETER	SPIKE AMOUNT	MEASURED AMOUNT	UNITS	PERCENT RECOVERY	METHOD
Acenaphthene	**670**	**410**	**ug/kg**	**61**	**SW846 8270C**
1,2,4-Trichloro-benzene	**670**	**400**	**ug/kg**	**61**	**SW846 8270C**
2,4-Dinitrotoluene	**670**	**460**	**ug/kg**	**70**	**SW846 8270C**
N-Nitrosodi-n-propyl-amine	**670**	**420**	**ug/kg**	**63**	**SW846 8270C**
1,4-Dichlorobenzene	**670**	**410**	**ug/kg**	**62**	**SW846 8270C**
Pentachlorophenol	**670**	**330**	**ug/kg**	**49**	**SW846 8270C**
Phenol	**670**	**410**	**ug/kg**	**61**	**SW846 8270C**
2-Chlorophenol	**670**	**390**	**ug/kg**	**59**	**SW846 8270C**
4-Chloro-3-methylphenol	**670**	**410**	**ug/kg**	**62**	**SW846 8270C**
4-Nitrophenol	**670**	**380**	**ug/kg**	**56**	**SW846 8270C**
Pyrene	**670**	**440**	**ug/kg**	**66**	**SW846 8270C**

SURROGATE	PERCENT RECOVERY	RECOVERY LIMITS
Nitrobenzene-d5	62	(24 - 112)
2-Fluorobiphenyl	61	(34 - 110)
Terphenyl-d14	78	(41 - 119)
Phenol-d5	63	(28 - 110)
2-Fluorophenol	66	(26 - 110)
2,4,6-Tribromophenol	46	(10 - 118)

NOTE(S):

Calculations are performed before rounding to avoid round-off errors in calculated results.

Bold print denotes control parameters

SW846 8270C METHOD BLANK SUMMARY

BLANK WORKORDER NO.: LE5RF1AA

Lab Name: TestAmerica Laboratories, Inc.

Lab Code: TALCAN

SDG Number:9F11135

Lab File ID: LE5RF1AA.

Lot Number: A9F120214

Date Analyzed: 06/21/09

Time Analyzed: 11:08

Matrix: SOLID

Date Extracted:06/18/09

GC Column: DB-5.625 ID: .32

Extraction Method: 1311/3520C

Instrument ID: HP7

Level:(low/med) LOW

THIS METHOD BLANK APPLIES TO THE FOLLOWING SAMPLES, LCS, LCSD, MS , MSD:

	CLIENT ID.	SAMPLE WORK ORDER #	LAB FILE ID	DATE ANALYZED	TIME ANALYZED
01	ILSD-11	LETQE1A6	LETQE1A6.	06/21/09	16:42
02	CHECK SAMPLE	LE5RF1AC C	LE5RF1AC.	06/21/09	11:28
03					
04					
05					
06					
07					
08					
09					
10					
11					
12					
13					
14					
15					
16					
17					
18					
19					
20					
21					
22					
23					
24					
25					
26					
27					
28					
29					
30					

COMMENTS:

METHOD BLANK REPORT

TCLP GC/MS Semivolatiles

Client Lot #...: 9F11135 **Work Order #...:** LE5RF1AA **Matrix.....:** SOLID
MB Lot-Sample #: A9F180000-036
Leach Date.....: 06/17/09 **Prep Date.....:** 06/18/09 **Analysis Date..:** 06/21/09
Leach Batch #..: P916805 **Prep Batch #...:** 9169036 **Final Wgt/Vol..:** 2 mL
Dilution Factor: 1 **Initial Wgt/Vol:** 250 mL

PARAMETER	RESULT	REPORTING LIMIT	UNITS	METHOD
o-Cresol	ND	0.0040	mg/L	SW846 8270C
m-Cresol & p-Cresol	ND	0.040	mg/L	SW846 8270C
1,4-Dichlorobenzene	ND	0.0040	mg/L	SW846 8270C
2,4-Dinitrotoluene	ND	0.020	mg/L	SW846 8270C
Hexachlorobenzene	ND	0.020	mg/L	SW846 8270C
Hexachlorobutadiene	ND	0.020	mg/L	SW846 8270C
Hexachloroethane	ND	0.020	mg/L	SW846 8270C
Nitrobenzene	ND	0.0040	mg/L	SW846 8270C
Pentachlorophenol	ND	0.040	mg/L	SW846 8270C
Pyridine	ND	0.020	mg/L	SW846 8270C
2,4,5-Trichloro-phenol	ND	0.020	mg/L	SW846 8270C
2,4,6-Trichloro-phenol	ND	0.020	mg/L	SW846 8270C

SURROGATE	PERCENT RECOVERY	RECOVERY LIMITS
Nitrobenzene-d5	63	(29 - 111)
2-Fluorobiphenyl	56	(22 - 110)
Terphenyl-d14	79	(40 - 119)
Phenol-d5	62	(10 - 110)
2-Fluorophenol	49	(10 - 110)
2,4,6-Tribromophenol	62	(17 - 117)

NOTE(S):

Calculations are performed before rounding to avoid round-off errors in calculated results.

LABORATORY CONTROL SAMPLE EVALUATION REPORT

GC/MS Semivolatiles

Client Lot #...: 9F11135 Work Order #...: LE5RF1AC Matrix.....: SOLID
LCS Lot-Sample#: A9F180000-036
Prep Date.....: 06/18/09 Analysis Date..: 06/21/09
Prep Batch #...: 9169036
Dilution Factor: 1 Final Wgt/Vol..: 2 mL
Initial Wgt/Vol: 250 mL

PARAMETER	PERCENT RECOVERY	RECOVERY LIMITS	METHOD
o-Cresol	69	(24 - 110)	SW846 8270C
m-Cresol & p-Cresol	56	(27 - 110)	SW846 8270C
1,4-Dichlorobenzene	27	(16 - 110)	SW846 8270C
2,4-Dinitrotoluene	77	(45 - 126)	SW846 8270C
Hexachlorobenzene	69	(47 - 116)	SW846 8270C
Hexachlorobutadiene	18	(10 - 110)	SW846 8270C
Hexachloroethane	19	(10 - 110)	SW846 8270C
Nitrobenzene	55	(35 - 117)	SW846 8270C
Pentachlorophenol	41	(12 - 110)	SW846 8270C
Pyridine	57	(10 - 110)	SW846 8270C
2,4,5-Trichlorophenol	66	(35 - 111)	SW846 8270C
2,4,6-Trichlorophenol	59	(32 - 110)	SW846 8270C
Cresols (total)	61	(27 - 110)	SW846 8270C

SURROGATE	PERCENT RECOVERY	RECOVERY LIMITS
Nitrobenzene-d5	54	(29 - 111)
2-Fluorobiphenyl	50	(22 - 110)
Terphenyl-d14	84	(40 - 119)
Phenol-d5	52	(10 - 110)
2-Fluorophenol	39	(10 - 110)
2,4,6-Tribromophenol	75	(17 - 117)

NOTE(S):

Calculations are performed before rounding to avoid round-off errors in calculated results.

Bold print denotes control parameters

LABORATORY CONTROL SAMPLE DATA REPORT

GC/MS Semivolatiles

Client Lot #...: 9F11135 Work Order #...: LE5RF1AC Matrix.....: SOLID
LCS Lot-Sample#: A9F180000-036
Prep Date.....: 06/18/09 Analysis Date..: 06/21/09
Prep Batch #...: 9169036
Dilution Factor: 1 Final Wgt/Vol..: 2 mL
Initial Wgt/Vol: 250 mL

PARAMETER	SPIKE AMOUNT	MEASURED AMOUNT	UNITS	PERCENT RECOVERY	METHOD
o-Cresol	0.080	0.055	mg/L	69	SW846 8270C
m-Cresol & p-Cresol	0.16	0.090	mg/L	56	SW846 8270C
1,4-Dichlorobenzene	0.080	0.022	mg/L	27	SW846 8270C
2,4-Dinitrotoluene	0.080	0.062	mg/L	77	SW846 8270C
Hexachlorobenzene	0.080	0.055	mg/L	69	SW846 8270C
Hexachlorobutadiene	0.080	0.014	mg/L	18	SW846 8270C
Hexachloroethane	0.080	0.015	mg/L	19	SW846 8270C
Nitrobenzene	0.080	0.044	mg/L	55	SW846 8270C
Pentachlorophenol	0.080	0.033	mg/L	41	SW846 8270C
Pyridine	0.080	0.046	mg/L	57	SW846 8270C
2,4,5-Trichloro-phenol	0.080	0.052	mg/L	66	SW846 8270C
2,4,6-Trichloro-phenol	0.080	0.047	mg/L	59	SW846 8270C
Cresols (total)	0.24	0.15	mg/L	61	SW846 8270C

SURROGATE	PERCENT RECOVERY	RECOVERY LIMITS
Nitrobenzene-d5	54	(29 - 111)
2-Fluorobiphenyl	50	(22 - 110)
Terphenyl-d14	84	(40 - 119)
Phenol-d5	52	(10 - 110)
2-Fluorophenol	39	(10 - 110)
2,4,6-Tribromophenol	75	(17 - 117)

NOTE(S):

Calculations are performed before rounding to avoid round-off errors in calculated results.

Bold print denotes control parameters

SW846 8270C METHOD BLANK SUMMARY

BLANK WORKORDER NO.: LE8F01AA

Lab Name: TestAmerica Laboratories, Inc.

Lab Code: TALCAN

SDG Number:9F11135

Lab File ID: LE8F01AA.

Lot Number: A9F120214

Date Analyzed: 06/22/09

Time Analyzed: 12:52

Matrix: SOLID

Date Extracted:06/19/09

GC Column: DB-5MS ID: .18

Extraction Method: 1311/3520C

Instrument ID: HP10

Level:(low/med) LOW

THIS METHOD BLANK APPLIES TO THE FOLLOWING SAMPLES, LCS, LCSD, MS , MSD:

	CLIENT ID.	SAMPLE WORK ORDER #	LAB FILE ID	DATE ANALYZED	TIME ANALYZED
01	MHSD-4	LETQW1AH	LETQW1AH.	06/23/09	16:25
02	CHECK SAMPLE	LE8F01AC C	LE8F01AC.	06/22/09	13:11
03	DUPLICATE CHECK	LE8F01AD L	LE8F01AD.	06/22/09	13:30
04					
05					
06					
07					
08					
09					
10					
11					
12					
13					
14					
15					
16					
17					
18					
19					
20					
21					
22					
23					
24					
25					
26					
27					
28					
29					
30					

COMMENTS:

FORM IV

METHOD BLANK REPORT

TCLP GC/MS Semivolatiles

Client Lot #...: 9F11135
MB Lot-Sample #: A9F190000-055
Leach Date.....: 06/17/09
Leach Batch #..: P916805
Dilution Factor: 1

Work Order #...: LE8F01AA

Prep Date.....: 06/19/09
Prep Batch #...: 9170055
Initial Wgt/Vol: 250 mL

Matrix.....: SOLID

Analysis Date..: 06/22/09
Final Wgt/Vol..: 2 mL

PARAMETER	RESULT	REPORTING LIMIT	UNITS	METHOD
o-Cresol	ND	0.0040	mg/L	SW846 8270C
m-Cresol & p-Cresol	ND	0.040	mg/L	SW846 8270C
1,4-Dichlorobenzene	ND	0.0040	mg/L	SW846 8270C
2,4-Dinitrotoluene	ND	0.020	mg/L	SW846 8270C
Hexachlorobenzene	ND	0.020	mg/L	SW846 8270C
Hexachlorobutadiene	ND	0.020	mg/L	SW846 8270C
Hexachloroethane	ND	0.020	mg/L	SW846 8270C
Nitrobenzene	ND	0.0040	mg/L	SW846 8270C
Pentachlorophenol	ND	0.040	mg/L	SW846 8270C
Pyridine	ND	0.020	mg/L	SW846 8270C
2,4,5-Trichloro-phenol	ND	0.020	mg/L	SW846 8270C
2,4,6-Trichloro-phenol	ND	0.020	mg/L	SW846 8270C

SURROGATE	PERCENT RECOVERY	RECOVERY LIMITS
Nitrobenzene-d5	59	(29 - 111)
2-Fluorobiphenyl	56	(22 - 110)
Terphenyl-d14	76	(40 - 119)
Phenol-d5	45	(10 - 110)
2-Fluorophenol	50	(10 - 110)
2,4,6-Tribromophenol	64	(17 - 117)

NOTE(S):

Calculations are performed before rounding to avoid round-off errors in calculated results.

LABORATORY CONTROL SAMPLE EVALUATION REPORT

GC/MS Semivolatiles

Client Lot #...: 9F11135
LCS Lot-Sample#: A9F190000-055
Prep Date.....: 06/19/09
Prep Batch #...: 9170055
Dilution Factor: 1
Initial Wgt/Vol: 250 mL

Work Order #...: LE8F01AC-LCS
LE8F01AD-LCSD
Analysis Date..: 06/22/09

Final Wgt/Vol..: 2 mL

Matrix.....: SOLID

PARAMETER	PERCENT RECOVERY	RECOVERY LIMITS	RPD	RPD LIMITS	METHOD
o-Cresol	78	(24 - 110)			SW846 8270C
	73	(24 - 110)	5.7	(0-30)	SW846 8270C
m-Cresol & p-Cresol	61	(27 - 110)			SW846 8270C
	57	(27 - 110)	7.7	(0-30)	SW846 8270C
1,4-Dichlorobenzene	57	(16 - 110)			SW846 8270C
	50	(16 - 110)	12	(0-30)	SW846 8270C
2,4-Dinitrotoluene	73	(45 - 126)			SW846 8270C
	67	(45 - 126)	8.7	(0-30)	SW846 8270C
Hexachlorobenzene	67	(47 - 116)			SW846 8270C
	60	(47 - 116)	11	(0-30)	SW846 8270C
Hexachlorobutadiene	57	(10 - 110)			SW846 8270C
	48	(10 - 110)	16	(0-30)	SW846 8270C
Hexachloroethane	53	(10 - 110)			SW846 8270C
	45	(10 - 110)	15	(0-30)	SW846 8270C
Nitrobenzene	64	(35 - 117)			SW846 8270C
	58	(35 - 117)	9.8	(0-30)	SW846 8270C
Pentachlorophenol	59	(12 - 110)			SW846 8270C
	50	(12 - 110)	15	(0-30)	SW846 8270C
Pyridine	57	(10 - 110)			SW846 8270C
	52	(10 - 110)	10	(0-30)	SW846 8270C
2,4,5-Trichloro-phenol	61	(35 - 111)			SW846 8270C
	60	(35 - 111)	2.5	(0-30)	SW846 8270C
2,4,6-Trichloro-phenol	61	(32 - 110)			SW846 8270C
	56	(32 - 110)	8.8	(0-30)	SW846 8270C
Cresols (total)	67	(27 - 110)			SW846 8270C
	62	(27 - 110)	6.9	(0-30)	SW846 8270C

SURROGATE	PERCENT RECOVERY	RECOVERY LIMITS
Nitrobenzene-d5	65	(29 - 111)
2-Fluorobiphenyl	57	(29 - 111)
	64	(22 - 110)
Terphenyl-d14	57	(22 - 110)
	83	(40 - 119)
	72	(40 - 119)

(Continued on next page)

LABORATORY CONTROL SAMPLE EVALUATION REPORT

GC/MS Semivolatiles

Client Lot #...: 9F11135 **Work Order #...:** LE8F01AC-LCS **Matrix.....:** SOLID
LCS Lot-Sample#: A9F190000-055 LE8F01AD-LCSD

SURROGATE	PERCENT RECOVERY	RECOVERY LIMITS
Phenol-d5	50	(10 - 110)
	44	(10 - 110)
2-Fluorophenol	56	(10 - 110)
	52	(10 - 110)
2,4,6-Tribromophenol	70	(17 - 117)
	63	(17 - 117)

NOTE(S):

Calculations are performed before rounding to avoid round-off errors in calculated results.

Bold print denotes control parameters

LABORATORY CONTROL SAMPLE DATA REPORT

GC/MS Semivolatiles

Client Lot #...: 9F11135 Work Order #...: LE8F01AC-LCS Matrix.....: SOLID
LCS Lot-Sample#: A9F190000-055 LE8F01AD-LCSD
Prep Date.....: 06/19/09 Analysis Date..: 06/22/09
Prep Batch #...: 9170055
Dilution Factor: 1 Final Wgt/Vol..: 2 mL
Initial Wgt/Vol: 250 mL

PARAMETER	SPIKE AMOUNT	MEASURED AMOUNT	UNITS	PERCENT RECOVERY	RPD	METHOD
o-Cresol	0.080	0.062	mg/L	78		SW846 8270C
	0.080	0.059	mg/L	73	5.7	SW846 8270C
m-Cresol & p-Cresol	0.16	0.098	mg/L	61		SW846 8270C
	0.16	0.091	mg/L	57	7.7	SW846 8270C
1,4-Dichlorobenzene	0.080	0.046	mg/L	57		SW846 8270C
	0.080	0.040	mg/L	50	12	SW846 8270C
2,4-Dinitrotoluene	0.080	0.058	mg/L	73		SW846 8270C
	0.080	0.053	mg/L	67	8.7	SW846 8270C
Hexachlorobenzene	0.080	0.054	mg/L	67		SW846 8270C
	0.080	0.048	mg/L	60	11	SW846 8270C
Hexachlorobutadiene	0.080	0.045	mg/L	57		SW846 8270C
	0.080	0.039	mg/L	48	16	SW846 8270C
Hexachloroethane	0.080	0.042	mg/L	53		SW846 8270C
	0.080	0.036	mg/L	45	15	SW846 8270C
Nitrobenzene	0.080	0.051	mg/L	64		SW846 8270C
	0.080	0.046	mg/L	58	9.8	SW846 8270C
Pentachlorophenol	0.080	0.047	mg/L	59		SW846 8270C
	0.080	0.040	mg/L	50	15	SW846 8270C
Pyridine	0.080	0.046	mg/L	57		SW846 8270C
	0.080	0.042	mg/L	52	10	SW846 8270C
2,4,5-Trichloro-phenol	0.080	0.049	mg/L	61		SW846 8270C
	0.080	0.048	mg/L	60	2.5	SW846 8270C
2,4,6-Trichloro-phenol	0.080	0.049	mg/L	61		SW846 8270C
	0.080	0.045	mg/L	56	8.8	SW846 8270C
Cresols (total)	0.24	0.16	mg/L	67		SW846 8270C
	0.24	0.15	mg/L	62	6.9	SW846 8270C

SURROGATE	PERCENT RECOVERY	RECOVERY LIMITS
Nitrobenzene-d5	65	(29 - 111)
	57	(29 - 111)
2-Fluorobiphenyl	64	(22 - 110)
	57	(22 - 110)
Terphenyl-d14	83	(40 - 119)
	72	(40 - 119)

(Continued on next page)

LABORATORY CONTROL SAMPLE DATA REPORT

GC/MS Semivolatiles

Client Lot #...: 9F11135 **Work Order #...:** LE8F01AC-LCS **Matrix.....:** SOLID
LCS Lot-Sample#: A9F190000-055 LE8F01AD-LCSD

SURROGATE	PERCENT RECOVERY	RECOVERY LIMITS
Phenol-d5	50	(10 - 110)
	44	(10 - 110)
2-Fluorophenol	56	(10 - 110)
	52	(10 - 110)
2,4,6-Tribromophenol	70	(17 - 117)
	63	(17 - 117)

NOTE(S):

Calculations are performed before rounding to avoid round-off errors in calculated results.

Bold print denotes control parameters

SW846 8270C METHOD BLANK SUMMARY

BLANK WORKORDER NO.: LFD1K1AA

Lab Name: TestAmerica Laboratories, Inc.

Lab Code: TALCAN

SDG Number:9F11135

Lab File ID: LFD1K1AA.

Lot Number: A9F120214

Date Analyzed: 06/23/09

Time Analyzed: 12:35

Matrix: SOLID

Date Extracted:06/22/09

GC Column: DB-5MS ID: .18

Extraction Method: 1311/3520C

Instrument ID: HP10

Level:(low/med) LOW

THIS METHOD BLANK APPLIES TO THE FOLLOWING SAMPLES, LCS, LCSD, MS , MSD:

	CLIENT ID.	SAMPLE WORK ORDER #	LAB FILE ID	DATE ANALYZED	TIME ANALYZED
01	ILSD-18	LETQN1AH	LETQN1AH.	06/23/09	16:44
02	CHECK SAMPLE	LFD1K1AC C	LFD1K1AC.	06/23/09	12:54
03	DUPLICATE CHECK	LFD1K1AD L	LFD1K1AD.	06/23/09	13:13
04					
05					
06					
07					
08					
09					
10					
11					
12					
13					
14					
15					
16					
17					
18					
19					
20					
21					
22					
23					
24					
25					
26					
27					
28					
29					
30					

COMMENTS:

FORM IV

METHOD BLANK REPORT

TCLP GC/MS Semivolatiles

Client Lot #...: 9F11135 **Work Order #...:** LFD1K1AA **Matrix.....:** SOLID
MB Lot-Sample #: A9F220000-031
Leach Date.....: 06/17/09 **Prep Date.....:** 06/22/09 **Analysis Date..:** 06/23/09
Leach Batch #..: P916805 **Prep Batch #...:** 9173031 **Final Wgt/Vol..:** 2 mL
Dilution Factor: 1 **Initial Wgt/Vol:** 250 mL

PARAMETER	RESULT	REPORTING LIMIT	UNITS	METHOD
o-Cresol	ND	0.0040	mg/L	SW846 8270C
m-Cresol & p-Cresol	ND	0.040	mg/L	SW846 8270C
1,4-Dichlorobenzene	ND	0.0040	mg/L	SW846 8270C
2,4-Dinitrotoluene	ND	0.020	mg/L	SW846 8270C
Hexachlorobenzene	ND	0.020	mg/L	SW846 8270C
Hexachlorobutadiene	ND	0.020	mg/L	SW846 8270C
Hexachloroethane	ND	0.020	mg/L	SW846 8270C
Nitrobenzene	ND	0.0040	mg/L	SW846 8270C
Pentachlorophenol	ND	0.040	mg/L	SW846 8270C
Pyridine	ND	0.020	mg/L	SW846 8270C
2,4,5-Trichlorophenol	ND	0.020	mg/L	SW846 8270C
2,4,6-Trichlorophenol	ND	0.020	mg/L	SW846 8270C

SURROGATE	PERCENT RECOVERY	RECOVERY LIMITS
Nitrobenzene-d5	58	(29 - 111)
2-Fluorobiphenyl	57	(22 - 110)
Terphenyl-d14	73	(40 - 119)
Phenol-d5	50	(10 - 110)
2-Fluorophenol	53	(10 - 110)
2,4,6-Tribromophenol	55	(17 - 117)

NOTE(S):

Calculations are performed before rounding to avoid round-off errors in calculated results.

LABORATORY CONTROL SAMPLE EVALUATION REPORT

GC/MS Semivolatiles

Client Lot #...: 9F11135 Work Order #...: LFD1K1AC-LCS Matrix.....: SOLID
LCS Lot-Sample#: A9F220000-031 LFD1K1AD-LCSD
Prep Date.....: 06/22/09 Analysis Date..: 06/23/09
Prep Batch #...: 9173031
Dilution Factor: 1 Final Wgt/Vol..: 2 mL
Initial Wgt/Vol: 250 mL

PARAMETER	PERCENT RECOVERY	RECOVERY LIMITS	RPD	RPD LIMITS	METHOD
o-Cresol	85	(24 - 110)			SW846 8270C
	82	(24 - 110)	3.5	(0-30)	SW846 8270C
m-Cresol & p-Cresol	67	(27 - 110)			SW846 8270C
	66	(27 - 110)	2.1	(0-30)	SW846 8270C
1,4-Dichlorobenzene	65	(16 - 110)			SW846 8270C
	63	(16 - 110)	3.9	(0-30)	SW846 8270C
2,4-Dinitrotoluene	79	(45 - 126)			SW846 8270C
	76	(45 - 126)	3.4	(0-30)	SW846 8270C
Hexachlorobenzene	72	(47 - 116)			SW846 8270C
	69	(47 - 116)	3.8	(0-30)	SW846 8270C
Hexachlorobutadiene	62	(10 - 110)			SW846 8270C
	61	(10 - 110)	1.0	(0-30)	SW846 8270C
Hexachloroethane	62	(10 - 110)			SW846 8270C
	57	(10 - 110)	7.0	(0-30)	SW846 8270C
Nitrobenzene	67	(35 - 117)			SW846 8270C
	66	(35 - 117)	0.94	(0-30)	SW846 8270C
Pentachlorophenol	52	(12 - 110)			SW846 8270C
	53	(12 - 110)	1.2	(0-30)	SW846 8270C
Pyridine	60	(10 - 110)			SW846 8270C
	58	(10 - 110)	3.5	(0-30)	SW846 8270C
2,4,5-Trichlorophenol	73	(35 - 111)			SW846 8270C
	70	(35 - 111)	3.2	(0-30)	SW846 8270C
2,4,6-Trichlorophenol	62	(32 - 110)			SW846 8270C
	63	(32 - 110)	2.2	(0-30)	SW846 8270C
Cresols (total)	73	(27 - 110)			SW846 8270C
	71	(27 - 110)	2.6	(0-30)	SW846 8270C

SURROGATE	PERCENT RECOVERY	RECOVERY LIMITS
Nitrobenzene-d5	63	(29 - 111)
	61	(29 - 111)
2-Fluorobiphenyl	63	(22 - 110)
	62	(22 - 110)
Terphenyl-d14	81	(40 - 119)
	76	(40 - 119)

(Continued on next page)

LABORATORY CONTROL SAMPLE EVALUATION REPORT

GC/MS Semivolatiles

Client Lot #...: 9F11135 **Work Order #...:** LFD1K1AC-LCS **Matrix.....:** SOLID
LCS Lot-Sample#: A9F220000-031 LFD1K1AD-LCSD

SURROGATE	PERCENT RECOVERY	RECOVERY LIMITS
Phenol-d5	55	(10 - 110)
	51	(10 - 110)
2-Fluorophenol	58	(10 - 110)
	56	(10 - 110)
2,4,6-Tribromophenol	72	(17 - 117)
	66	(17 - 117)

NOTE(S):

Calculations are performed before rounding to avoid round-off errors in calculated results.

Bold print denotes control parameters

LABORATORY CONTROL SAMPLE DATA REPORT

GC/MS Semivolatiles

Client Lot #...: 9F11135 Work Order #...: LFD1K1AC-LCS Matrix.....: SOLID
LCS Lot-Sample#: A9F220000-031 LFD1K1AD-LCSD
Prep Date.....: 06/22/09 Analysis Date..: 06/23/09
Prep Batch #...: 9173031
Dilution Factor: 1 Final Wgt/Vol..: 2 mL
Initial Wgt/Vol: 250 mL

PARAMETER	SPIKE AMOUNT	MEASURED AMOUNT	UNITS	PERCENT RECOVERY	RPD	METHOD
o-Cresol	0.080	0.068	mg/L	85		SW846 8270C
	0.080	0.066	mg/L	82	3.5	SW846 8270C
m-Cresol & p-Cresol	0.16	0.11	mg/L	67		SW846 8270C
	0.16	0.11	mg/L	66	2.1	SW846 8270C
1,4-Dichlorobenzene	0.080	0.052	mg/L	65		SW846 8270C
	0.080	0.050	mg/L	63	3.9	SW846 8270C
2,4-Dinitrotoluene	0.080	0.063	mg/L	79		SW846 8270C
	0.080	0.061	mg/L	76	3.4	SW846 8270C
Hexachlorobenzene	0.080	0.058	mg/L	72		SW846 8270C
	0.080	0.056	mg/L	69	3.8	SW846 8270C
Hexachlorobutadiene	0.080	0.049	mg/L	62		SW846 8270C
	0.080	0.049	mg/L	61	1.0	SW846 8270C
Hexachloroethane	0.080	0.049	mg/L	62		SW846 8270C
	0.080	0.046	mg/L	57	7.0	SW846 8270C
Nitrobenzene	0.080	0.054	mg/L	67		SW846 8270C
	0.080	0.053	mg/L	66	0.94	SW846 8270C
Pentachlorophenol	0.080	0.042	mg/L	52		SW846 8270C
	0.080	0.042	mg/L	53	1.2	SW846 8270C
Pyridine	0.080	0.048	mg/L	60		SW846 8270C
	0.080	0.046	mg/L	58	3.5	SW846 8270C
2,4,5-Trichloro-phenol	0.080	0.058	mg/L	73		SW846 8270C
	0.080	0.056	mg/L	70	3.2	SW846 8270C
2,4,6-Trichloro-phenol	0.080	0.050	mg/L	62		SW846 8270C
	0.080	0.051	mg/L	63	2.2	SW846 8270C
Cresols (total)	0.24	0.18	mg/L	73		SW846 8270C
	0.24	0.17	mg/L	71	2.6	SW846 8270C

SURROGATE	PERCENT RECOVERY	RECOVERY LIMITS
Nitrobenzene-d5	63	(29 - 111)
	61	(29 - 111)
2-Fluorobiphenyl	63	(22 - 110)
	62	(22 - 110)
Terphenyl-d14	81	(40 - 119)
	76	(40 - 119)

(Continued on next page)

LABORATORY CONTROL SAMPLE DATA REPORT

GC/MS Semivolatiles

Client Lot #...: 9F11135 **Work Order #...:** LFD1K1AC-LCS **Matrix.....:** SOLID
LCS Lot-Sample#: A9F220000-031 LFD1K1AD-LCSD

SURROGATE	PERCENT RECOVERY	RECOVERY LIMITS
Phenol-d5	55	(10 - 110)
	51	(10 - 110)
2-Fluorophenol	58	(10 - 110)
	56	(10 - 110)
2,4,6-Tribromophenol	72	(17 - 117)
	66	(17 - 117)

NOTE(S):

Calculations are performed before rounding to avoid round-off errors in calculated results.

Bold print denotes control parameters

MATRIX SPIKE SAMPLE EVALUATION REPORT

GC/MS Semivolatiles

Client Lot #...: 9F11135 Work Order #...: LETN81DJ-MS Matrix.....: SO
MS Lot-Sample #: A9F120214-001 LETN81DK-MSD
Date Sampled...: 06/11/09 10:30 Date Received..: 06/12/09
Prep Date.....: 06/13/09 Analysis Date..: 06/24/09
Prep Batch #...: 9164019
Dilution Factor: 5 Initial Wgt/Vol: 30 g Final Wgt/Vol..: 2 mL

PARAMETER	PERCENT RECOVERY	RECOVERY LIMITS	RPD	RPD LIMITS	METHOD
Acenaphthene	55 DIL	(10 - 200)			SW846 8270C
	78 DIL	(10 - 200)	29	(0-30)	SW846 8270C
1,2,4-Trichloro-benzene	48 DIL	(33 - 110)			SW846 8270C
	60 DIL	(33 - 110)	21	(0-30)	SW846 8270C
2,4-Dinitrotoluene	42 DIL	(42 - 118)			SW846 8270C
	60 DIL,p	(42 - 118)	35	(0-30)	SW846 8270C
N-Nitrosodi-n-propyl-amine	49 DIL	(30 - 121)			SW846 8270C
	58 DIL	(30 - 121)	17	(0-30)	SW846 8270C
1,4-Dichlorobenzene	52 DIL	(26 - 110)			SW846 8270C
	60 DIL	(26 - 110)	14	(0-30)	SW846 8270C
Pentachlorophenol	62 DIL	(10 - 182)			SW846 8270C
	64 DIL	(10 - 182)	1.8	(0-30)	SW846 8270C
Phenol	42 DIL	(10 - 144)			SW846 8270C
	60 DIL,p	(10 - 144)	34	(0-30)	SW846 8270C
2-Chlorophenol	46 DIL	(32 - 110)			SW846 8270C
	59 DIL	(32 - 110)	26	(0-30)	SW846 8270C
4-Chloro-3-methylphenol	35 DIL	(32 - 117)			SW846 8270C
	59 DIL,p	(32 - 117)	51	(0-30)	SW846 8270C
4-Nitrophenol	0.0 DIL,a	(10 - 125)			SW846 8270C
	47 DIL,p	(10 - 125)	200	(0-30)	SW846 8270C
Pyrene	29 DIL	(10 - 200)			SW846 8270C
	227	(10 - 200)	34	(0-30)	SW846 8270C

Qualifiers: DIL,a,p

SURROGATE	PERCENT RECOVERY	RECOVERY LIMITS
Nitrobenzene-d5	49 DIL	(24 - 112)
	61 DIL	(24 - 112)
2-Fluorobiphenyl	58 DIL	(34 - 110)
	67 DIL	(34 - 110)
Terphenyl-d14	68 DIL	(41 - 119)
	78 DIL	(41 - 119)
Phenol-d5	48 DIL	(28 - 110)
	59 DIL	(28 - 110)

(Continued on next page)

MATRIX SPIKE SAMPLE EVALUATION REPORT

GC/MS Semivolatiles

Client Lot #...: 9F11135 **Work Order #...:** LETN81DJ-MS **Matrix.....:** SO
MS Lot-Sample #: A9F120214-001 LETN81DK-MSD

SURROGATE	PERCENT RECOVERY	RECOVERY LIMITS
2-Fluorophenol	51 DIL	(26 - 110)
	55 DIL	(26 - 110)
2,4,6-Tribromophenol	40 DIL	(10 - 118)
	58 DIL	(10 - 118)

NOTE(S):

Calculations are performed before rounding to avoid round-off errors in calculated results.

Bold print denotes control parameters

DIL The concentration is estimated or not reported due to dilution or the presence of interfering analytes.

Results and reporting limits have been adjusted for dry weight.

p Relative percent difference (RPD) is outside stated control limits.

a Spiked analyte recovery is outside stated control limits.

MATRIX SPIKE SAMPLE DATA REPORT

GC/MS Semivolatiles

Client Lot #...: 9F11135 Work Order #...: LETN81DJ-MS Matrix.....: SO
MS Lot-Sample #: A9F120214-001 LETN81DK-MSD
Date Sampled...: 06/11/09 10:30 Date Received..: 06/12/09
Prep Date.....: 06/13/09 Analysis Date..: 06/24/09
Prep Batch #...: 9164019
Dilution Factor: 5 Initial Wgt/Vol: 30 g Final Wgt/Vol..: 2 mL

PARAMETER	SAMPLE AMOUNT	SPIKE AMT	MEASRD AMOUNT	UNITS	PERCNT RECVRY	RPD	METHOD
Acenaphthene	100	870	580	ug/kg	55 DIL		SW846 8270C
	100	860	770	ug/kg	78 DIL	29	SW846 8270C
1,2,4-Trichloro-benzene	ND	870	420	ug/kg	48 DIL		SW846 8270C
	ND	860	520	ug/kg	60 DIL	21	SW846 8270C
2,4-Dinitrotoluene	ND	870	370	ug/kg	42 DIL		SW846 8270C
	ND	860	520	ug/kg	60	35	SW846 8270C
	Qualifiers: DIL,p						
N-Nitrosodi-n-propyl-amine	ND	870	420	ug/kg	49 DIL		SW846 8270C
	ND	860	500	ug/kg	58 DIL	17	SW846 8270C
1,4-Dichlorobenzene	ND	870	450	ug/kg	52 DIL		SW846 8270C
	ND	860	520	ug/kg	60 DIL	14	SW846 8270C
Pentachlorophenol	ND	870	540	ug/kg	62 DIL		SW846 8270C
	ND	860	550	ug/kg	64 DIL	1.8	SW846 8270C
Phenol	ND	870	370	ug/kg	42 DIL		SW846 8270C
	ND	860	520	ug/kg	60	34	SW846 8270C
	Qualifiers: DIL,p						
2-Chlorophenol	ND	870	390	ug/kg	46 DIL		SW846 8270C
	ND	860	510	ug/kg	59 DIL	26	SW846 8270C
4-Chloro-3-methylphenol	ND	870	300	ug/kg	35 DIL		SW846 8270C
	ND	860	510	ug/kg	59	51	SW846 8270C
	Qualifiers: DIL,p						
4-Nitrophenol	ND	870	0.0	ug/kg	0.0		SW846 8270C
	Qualifiers: DIL,a						
	ND	860		ug/kg	47	200	SW846 8270C
	Qualifiers: DIL,p						
Pyrene	3900	870	4100	ug/kg	29 DIL		SW846 8270C
	3900	860	5800	ug/kg	227	34	SW846 8270C
	Qualifiers: DIL,a,p						

SURROGATE	PERCENT RECOVERY	RECOVERY LIMITS
Nitrobenzene-d5	49 DIL	(24 - 112)
	61 DIL	(24 - 112)
2-Fluorobiphenyl	58 DIL	(34 - 110)
	67 DIL	(34 - 110)

(Continued on next page)

MATRIX SPIKE SAMPLE DATA REPORT

GC/MS Semivolatiles

Client Lot #...: 9F11135 **Work Order #...:** LETN81DJ-MS **Matrix.....:** SO
MS Lot-Sample #: A9F120214-001 LETN81DK-MSD

SURROGATE	PERCENT RECOVERY	RECOVERY LIMITS
Terphenyl-d14	68 DIL	(41 - 119)
	78 DIL	(41 - 119)
Phenol-d5	48 DIL	(28 - 110)
	59 DIL	(28 - 110)
2-Fluorophenol	51 DIL	(26 - 110)
	55 DIL	(26 - 110)
2,4,6-Tribromophenol	40 DIL	(10 - 118)
	58 DIL	(10 - 118)

NOTE(S):

Calculations are performed before rounding to avoid round-off errors in calculated results.

Bold print denotes control parameters

DIL The concentration is estimated or not reported due to dilution or the presence of interfering analytes.

Results and reporting limits have been adjusted for dry weight.

p Relative percent difference (RPD) is outside stated control limits.

a Spiked analyte recovery is outside stated control limits.

SW846 8270C SURROGATE RECOVERY

Lab Name: TestAmerica Laboratories, Inc. Client: Tetra Tech NUS, Inc

Lab Code: TALCAN SDG No: 9F11135

Lot #: A9F110135

Extraction: XXA11QLLB

	CLIENT ID.	SRG01	SRG02	SRG03	SRG04	SRG05	SRG06	TOT OUT
01	ILSD-4	66 D	0.0D	78 D	69 D	92 D	54 D	01
02	ILSD-4 RE-1	0.0D	0.0D	0.0D	0.0D	0.0D	0.0D	06
03	ILSD-8	62 D	44 D	66 D	67 D	87 D	63 D	00
04	ILSD-8 RE-1	61 D	43 D	65 D	130D	143D	63 D	02
05	ILSD-12	64	49	59	63	77	61	00
06	ILSD-14	64 D	0.0D	62 D	71 D	96 D	60 D	01
07	ILSD-14 RE-1	0.0D	0.0D	0.0D	0.0D	0.0D	0.0D	06
08	ILSD-14D	25 D	24 D	25 D	26 D	34 D	22 D	04
09	INTRA-LAB QC	61 D	44 D	53 D	64 D	78 D	56 D	00
10	METHOD BLK. LEV401AA	70	40	63	63	92	66	00
11	LCS LEV401AC	66	46	62	61	78	63	00
12	LAB MS/MSD D	55 D	58 D	61 D	67 D	78 D	59 D	00
13	LAB MS/MSD S	51 D	40 D	49 D	58 D	68 D	48 D	00

SURROGATES		QC LIMITS
SRG01	= 2-Fluorophenol	(26-110)
SRG02	= 2,4,6-Tribromophenol	(10-118)
SRG03	= Nitrobenzene-d5	(24-112)
SRG04	= 2-Fluorobiphenyl	(34-110)
SRG05	= Terphenyl-d14	(41-119)
SRG06	= Phenol-d5	(28-110)

\# Column to be used to flag recovery values
* Values outside of required QC Limits
D System monitoring Compound diluted out

FORM II

SW846 8270C SURROGATE RECOVERY

Lab Name: TestAmerica Laboratories, Inc. Client: Tetra Tech NUS, Inc

Lab Code: TALCAN SDG No: 9F11135

Lot #: A9F120214

Extraction: XXA11QLLB

	CLIENT ID.	SRG01	SRG02	SRG03	SRG04	SRG05	SRG06	TOT OUT
01	ILSD-15	53 D	64 D	78 D	56 D	61 D	44 D	00
02	ILSD-16	58	64	79	63	62	60	00
03	ILSD-11	63 D	75 D	85 D	61 D	67 D	64 D	00
04	ILSD-10	51	59	65	54	58	55	00
05	ILSD-20	48	61	71	55	61	27	00
06	ILSD-18	73 D	85 D	96 D	72 D	68 D	70 D	00
07	ILSD-19	60 D	68 D	79 D	58 D	60 D	43 D	00
08	MHSD-4	57 D	64 D	62 D	61 D	61 D	62 D	00
09	MHSD-7A	52 D	58 D	80 D	49 D	50 D	0.0D	01
10	MHSD-7	39 D	61 D	79 D	55 D	55 D	66 D	00
11	ILSD-7	78 D	72 D	90 D	70 D	80 D	42 D	00
12	METHOD BLK. LEV401AA	63	63	92	66	70	40	00
13	LCS LEV401AC	62	61	78	63	66	46	00
14	ILSD-15 D	61 D	67 D	78 D	59 D	55 D	58 D	00
15	ILSD-15 S	49 D	58 D	68 D	48 D	51 D	40 D	00

SURROGATES		QC LIMITS
SRG01	= Nitrobenzene-d5	(24-112)
SRG02	= 2-Fluorobiphenyl	(34-110)
SRG03	= Terphenyl-d14	(41-119)
SRG04	= Phenol-d5	(28-110)
SRG05	= 2-Fluorophenol	(26-110)
SRG06	= 2,4,6-Tribromophenol	(10-118)

\# Column to be used to flag recovery values
* Values outside of required QC Limits
D System monitoring Compound diluted out

FORM II

SW846 8270C SURROGATE RECOVERY

Lab Name: TestAmerica Laboratories, Inc. Client: Tetra Tech NUS, Inc

Lab Code: TALCAN SDG No: 9F11135

Lot #: A9F120214

Extraction: XXA59QL01

	CLIENT ID.	SRG01	SRG02	SRG03	SRG04	SRG05	SRG06	TOT OUT
01	ILSD-11	62	54	75	54	40	64	00
02	ILSD-18	64	60	78	51	57	60	00
03	MHSD-4	64	62	81	46	57	68	00
04	METHOD BLK. LE5RF1AA	63	56	79	62	49	62	00
05	METHOD BLK. LE8F01AA	59	56	76	45	50	64	00
06	METHOD BLK. LFD1K1AA	58	57	73	50	53	55	00
07	LCS LE5RF1AC	54	50	84	52	39	75	00
08	LCS LE8F01AC	65	64	83	50	56	70	00
09	LCS LFD1K1AC	63	63	81	55	58	72	00
10	LCSD LE8F01AD	57	57	72	44	52	63	00
11	LCSD LFD1K1AD	61	62	76	51	56	66	00

SURROGATES		QC LIMITS
SRG01	= Nitrobenzene-d5	(29-111)
SRG02	= 2-Fluorobiphenyl	(22-110)
SRG03	= Terphenyl-d14	(40-119)
SRG04	= Phenol-d5	(10-110)
SRG05	= 2-Fluorophenol	(10-110)
SRG06	= 2,4,6-Tribromophenol	(17-117)

\# Column to be used to flag recovery values
* Values outside of required QC Limits
D System monitoring Compound diluted out

FORM II

5B

SEMIVOLATILE ORGANIC GC/MS TUNING AND MASS CALIBRATION - DECAFLUOROTRIPHENYLPHOSPHINE (DFTPP)

Lab Name: NORTH CANTON Contract:

Lab Code: TALCAN Case No.: SAS No.: SDG No.: 9F11135

Lab File ID: 7DF0618 DFTPP Injection Date: 06/18/09

Instrument ID: A4HP7 DFTPP Injection Time: 1451

m/e	ION ABUNDANCE CRITERIA	% RELATIVE ABUNDANCE
51	30.0 - 80.0% of mass 198	55.8
68	Less than 2.0% of mass 69	0.0 (0.0)1
69	Mass 69 relative abundance	69.0
70	Less than 2.0% of mass 69	0.1 (0.2)1
127	25.0 - 75.0% of mass 198	54.9
197	Less than 1.0% of mass 198	0.5
198	Base Peak, 100% relative abundance	100.0
199	5.0 - 9.0% of mass 198	6.6
275	10.0 - 30.0% of mass 198	23.6
365	Greater than 0.75% of mass 198	2.0
441	Present, but less than mass 443	8.2
442	40.0 - 110.0% of mass 198	57.2
443	15.0 - 24.0% of mass 442	10.8 (18.9)2

1-Value is % of mass 69 2-Value is % of mass 442

THIS TUNE APPLIES TO THE FOLLOWING SAMPLES, MS, MSD, BLANKS, AND STANDARDS:

	EPA SAMPLE NO.	LAB SAMPLE ID	LAB FILE ID	DATE ANALYZED	TIME ANALYZED
01	SSTD006	L6	7SMH0618	06/18/09	1535
02	SSTD005	L5	7SMM0618	06/18/09	1554
03	SSTD004	L4	7SM0618	06/18/09	1614
04	SSTD003	L3	7SML0618	06/18/09	1634
05	SSTD002	L2	7SL0618	06/18/09	1654
06	SSTD007	L7	7SH0618	06/18/09	1734
07	SSTD001	L1	7SLL0618	06/18/09	1753
08	SSTD008	L8	7SHH0618	06/18/09	1813
09	SSTD009	L9	7HHH0618	06/18/09	1833
10					
11					
12					
13					
14					
15					
16					
17					
18					
19					
20					
21					
22					

Report Date : 18-Jun-2009 18:55

TestAmerica North Canton

INITIAL CALIBRATION DATA

Start Cal Date : 18-JUN-2009 15:35
End Cal Date : 18-JUN-2009 18:33
Quant Method : ISTD
Origin : Included
Target Version : 4.14
Integrator : HP RTE
Method file : \\cansvr11\dd\chem\MSS\a4hp7.i\90618a.b\8270C-625.m
Last Edit : 18-Jun-2009 18:47 ulmanm

Calibration File Names:
Level 1: \\cansvr11\dd\chem\MSS\a4hp7.i\90618a.b\7SLL0618.D
Level 2: \\cansvr11\dd\chem\MSS\a4hp7.i\90618a.b\7SL0618.D
Level 3: \\cansvr11\dd\chem\MSS\a4hp7.i\90618a.b\7SML0618.D
Level 4: \\cansvr11\dd\chem\MSS\a4hp7.i\90618a.b\7SM0618.D
Level 5: \\cansvr11\dd\chem\MSS\a4hp7.i\90618a.b\7SMM0618.D
Level 6: \\cansvr11\dd\chem\MSS\a4hp7.i\90618a.b\7SMH0618.D
Level 7: \\cansvr11\dd\chem\MSS\a4hp7.i\90618a.b\7SH0618.D
Level 8: \\cansvr11\dd\chem\MSS\a4hp7.i\90618a.b\7SHH0618.D
Level 9: \\cansvr11\dd\chem\MSS\a4hp7.i\90618a.b\7HHH0618.D

Compound	0.0500000 Level 1	0.2500000 Level 2	0.5000000 Level 3	1.0000 Level 4	2.5000 Level 5	5.0000 Level 6	Curve	Coefficients b	m1	m2	%RSD or R^2	
	7.5000 Level 7	10.0000 Level 8	12.5000 Level 9									
198 1,4-Dioxane	+++++	0.65465	0.66961	0.52809	0.60482	0.64327						
	0.67595	0.58164	0.62242				AVRG		0.62256		8.01708	<-
7 N-Nitrosomorpholine	+++++	+++++	+++++	+++++	+++++	+++++						
	+++++	+++++	+++++				AVRG		0.000e+000		0.000e+000	<-
8 Ethyl methanesulfonate	+++++	+++++	+++++	+++++	+++++	+++++						
	+++++	+++++	+++++				AVRG		0.000e+000		0.000e+000	<-

TestAmerica North Canton

INITIAL CALIBRATION DATA

Start Cal Date : 18-JUN-2009 15:35
End Cal Date : 18-JUN-2009 18:33
Quant Method : ISTD
Origin : Included
Target Version : 4.14
Integrator : HP RTE
Method file : \\cansvr11\dd\chem\MSS\a4hp7.i\90618a.b\8270C-625.m
Last Edit : 18-Jun-2009 18:47 ulmanm

Compound	0.0500000 Level 1	0.2500000 Level 2	0.5000000 Level 3	1.0000 Level 4	2.5000 Level 5	5.0000 Level 6	Curve	Coefficients b	Coefficients m1	Coefficients m2	%RSD or R^2	
	7.5000 Level 7	10.0000 Level 8	12.5000 Level 9									
9 Pyridine	+++++	1.93931	1.80995	1.70122	1.87423	1.94624						
	2.15050	1.53959	2.00290				AVRG		1.87049		10.06767	<-
10 N-Nitrosodimethylamine	+++++	1.17480	1.13423	0.98286	1.04337	1.09731						
	1.20234	1.11190	1.11112				AVRG		1.10724		6.29649	<-
11 Ethyl methacrylate	+++++	1.93075	1.71049	1.55283	1.65430	1.70912						
	1.89269	1.84846	1.71955				AVRG		1.75227		7.31077	<-
12 3-Chloropropionitrile	+++++	1.09369	0.97481	0.96189	0.97133	0.96277						
	1.12989	1.03565	1.00430				AVRG		1.01679		6.32760	<-
13 Malononitrile	+++++	2.74958	2.53013	2.36644	2.37027	2.31955						
	2.66290	2.44320	2.65239				AVRG		2.51181		6.42465	<-
14 2-Picoline	+++++	+++++	+++++	+++++	+++++	+++++						
	+++++	+++++	+++++				AVRG		0.000e+000		0.000e+000	<-
15 N-Nitrosomethylethylamine	+++++	+++++	+++++	+++++	+++++	+++++						
	+++++	+++++	+++++				AVRG		0.000e+000		0.000e+000	<-

TestAmerica North Canton

INITIAL CALIBRATION DATA

Start Cal Date : 18-JUN-2009 15:35
End Cal Date : 18-JUN-2009 18:33
Quant Method : ISTD
Origin : Included
Target Version : 4.14
Integrator : HP RTE
Method file : \\cansvr11\dd\chem\MSS\a4hp7.i\90618a.b\8270C-625.m
Last Edit : 18-Jun-2009 18:47 ulmanm

Compound	0.0500000 Level 1	0.2500000 Level 2	0.5000000 Level 3	1.0000 Level 4	2.5000 Level 5	5.0000 Level 6	Curve	Coefficients b	m1	m2	%RSD or R^2	
	7.5000 Level 7	10.0000 Level 8	12.5000 Level 9									
16 Methyl methanesulfonate	+++++	+++++	+++++	+++++	+++++	+++++						
	+++++	+++++	+++++				AVRG		0.000e+000		0.000e+000	<-
18 1,3-Dichloro-2-propanol	+++++	+++++	+++++	+++++	+++++	+++++						
	+++++	+++++	+++++				AVRG		0.000e+000		0.000e+000	<-
19 N-Nitrosodiethylamine	+++++	+++++	+++++	+++++	+++++	+++++						
	+++++	+++++	+++++				AVRG		0.000e+000		0.000e+000	<-
21 Aniline	+++++	2.99607	2.95033	2.80454	2.77367	3.07574						
	3.46195	2.41713	3.13309				AVRG		2.95157		10.32193	<-
22 Phenol	+++++	2.65572	2.54498	2.40019	2.41710	2.54636						
	2.91235	2.19875	2.72462				AVRG		2.55001		8.59788	<-
23 bis(2-Chloroethyl)ether	+++++	2.14729	2.01538	2.07745	1.80950	2.15253						
	2.34218	2.56709	2.40720				AVRG		2.18983		10.96655	<-
24 2-Chlorophenol	+++++	1.52668	1.51247	1.42344	1.40612	1.49992						
	1.65504	1.51614	1.68931				AVRG		1.52864		6.50025	<-

TestAmerica North Canton

INITIAL CALIBRATION DATA

Start Cal Date : 18-JUN-2009 15:35
End Cal Date : 18-JUN-2009 18:33
Quant Method : ISTD
Origin : Included
Target Version : 4.14
Integrator : HP RTE
Method file : \\cansvr11\dd\chem\MSS\a4hp7.i\90618a.b\8270C-625.m
Last Edit : 18-Jun-2009 18:47 ulmanm

Compound	0.0500000 Level 1	0.2500000 Level 2	0.5000000 Level 3	1.0000 Level 4	2.5000 Level 5	5.0000 Level 6	Curve	Coefficients b	m1	m2	%RSD or R^2	
	7.5000 Level 7	10.0000 Level 8	12.5000 Level 9									
25 Pentachloroethane	+++++	+++++	+++++	+++++	+++++	+++++						
	+++++	+++++	+++++				AVRG		0.000e+000		0.000e+000	<-
26 1,3-Dichlorobenzene	+++++	1.55310	1.44830	1.29472	1.30249	1.34065						
	1.55542	1.28607	1.40489				AVRG		1.39821		7.97425	<-
27 1,4-Dichlorobenzene	+++++	1.50296	1.34314	1.29409	1.21776	1.44359						
	1.39556	1.48795	1.53668				AVRG		1.40272		7.92675	<-
28 1,2-Dichlorobenzene	+++++	1.47664	1.39643	1.27541	1.26534	1.33022						
	1.52777	1.34616	1.48814				AVRG		1.38826		7.21872	<-
29 Benzyl Alcohol	+++++	1.16262	1.08192	1.14362	1.05956	1.13892						
	1.25440	1.13577	1.21031				AVRG		1.14839		5.49317	<-
30 2-Methylphenol	+++++	1.81541	1.61889	1.62922	1.57716	1.64933						
	1.88130	1.74764	1.77883				AVRG		1.71222		6.34896	<-
31 bis(2-Chloroisopropyl)ether	+++++	2.74753	2.35429	2.35562	2.25661	2.40496						
	2.72719	2.35221	2.54948				AVRG		2.46849		7.49460	<-

TestAmerica North Canton

INITIAL CALIBRATION DATA

Start Cal Date : 18-JUN-2009 15:35
End Cal Date : 18-JUN-2009 18:33
Quant Method : ISTD
Origin : Included
Target Version : 4.14
Integrator : HP RTE
Method file : \\cansvr11\dd\chem\MSS\a4hp7.i\90618a.b\8270C-625.m
Last Edit : 18-Jun-2009 18:47 ulmanm

Compound	0.0500000 Level 1	0.2500000 Level 2	0.5000000 Level 3	1.0000 Level 4	2.5000 Level 5	5.0000 Level 6	Curve	Coefficients b	m1	m2	%RSD or R^2	
	7.5000 Level 7	10.0000 Level 8	12.5000 Level 9									
32 N-Nitroso-di-n-propylamine	+++++	1.82341	1.64551	1.65263	1.61197	1.66206						
	1.92795	1.57492	1.79311				AVRG		1.71144		7.15133	<-
M 195 Cresols, total	+++++	3.59407	3.38316	3.37076	3.27501	3.51615						
	3.94434	3.53154	3.75016				AVRG		3.54565		6.16461	<-
192 4-Methylphenol	+++++	1.77867	1.76427	1.74153	1.69785	1.86681						
	2.06304	1.78390	1.97133				AVRG		1.83342		6.83457	<-
193 3-Methylphenol	+++++	+++++	+++++	+++++	+++++	+++++						
	+++++	+++++	+++++				AVRG		0.000e+000		0.000e+000	<-
34 Hexachloroethane	+++++	0.68879	0.60596	0.60593	0.59384	0.60105						
	0.68822	0.59883	0.63162				AVRG		0.62678		6.33609	<-
35 Nitrobenzene	+++++	0.62144	0.55855	0.54540	0.52083	0.53114						
	0.61008	0.56915	0.55305				AVRG		0.56370		6.32128	<-
36 N-Nitrosopyrrolidine	+++++	+++++	+++++	+++++	+++++	+++++						
	+++++	+++++	+++++				AVRG		0.000e+000		0.000e+000	<-

TestAmerica North Canton

INITIAL CALIBRATION DATA

Start Cal Date : 18-JUN-2009 15:35
End Cal Date : 18-JUN-2009 18:33
Quant Method : ISTD
Origin : Included
Target Version : 4.14
Integrator : HP RTE
Method file : \\cansvr11\dd\chem\MSS\a4hp7.i\90618a.b\8270C-625.m
Last Edit : 18-Jun-2009 18:47 ulmanm

Compound	0.0500000 Level 1	0.2500000 Level 2	0.5000000 Level 3	1.0000 Level 4	2.5000 Level 5	5.0000 Level 6	Curve	Coefficients b	Coefficients m1	Coefficients m2	%RSD or R^2	
	7.5000 Level 7	10.0000 Level 8	12.5000 Level 9									
37 Acetophenone	+++++	2.83050	2.46633	2.37635	2.27598	2.52045						
	2.75612	2.42736	2.64657				AVRG		2.53746		7.55693	<-
39 o-Toluidine	+++++	+++++	+++++	+++++	+++++	+++++						
	+++++	+++++	+++++				AVRG		0.000e+000		0.000e+000	<-
40 N-Nitrosopiperidine	+++++	+++++	+++++	+++++	+++++	+++++						
	+++++	+++++	+++++				AVRG		0.000e+000		0.000e+000	<-
41 Isophorone	+++++	1.02763	0.95682	0.96743	0.94804	0.98903						
	1.11439	1.06078	1.03292				AVRG		1.01213		5.68742	<-
42 2-Nitrophenol	+++++	0.18543	0.19214	0.19844	0.19575	0.20271						
	0.22636	0.21986	0.21670				AVRG		0.20467		7.14171	<-
43 2,4-Dimethylphenol	+++++	0.48157	0.44714	0.46489	0.45464	0.46738						
	0.52891	0.50097	0.48895				AVRG		0.47930		5.58770	<-
44 bis(2-Chloroethoxy)methane	+++++	0.58730	0.53289	0.52347	0.49994	0.50709						
	0.59221	0.55928	0.53477				AVRG		0.54212		6.36626	<-

TestAmerica North Canton

INITIAL CALIBRATION DATA

Start Cal Date : 18-JUN-2009 15:35
End Cal Date : 18-JUN-2009 18:33
Quant Method : ISTD
Origin : Included
Target Version : 4.14
Integrator : HP RTE
Method file : \\cansvr11\dd\chem\MSS\a4hp7.i\90618a.b\8270C-625.m
Last Edit : 18-Jun-2009 18:47 ulmanm

Compound	0.0500000 Level 1	0.2500000 Level 2	0.5000000 Level 3	1.0000 Level 4	2.5000 Level 5	5.0000 Level 6	Curve	Coefficients b	m1	m2	%RSD or R^2	
	7.5000 Level 7	10.0000 Level 8	12.5000 Level 9									
45 O,O,O-Triethyl phosphorothioa	+++++	+++++	+++++	+++++	+++++	+++++						
	+++++	+++++	+++++				AVRG		0.000e+000		0.000e+000	<-
46 2,4-Toluenediamene	+++++	9533	23940	46639	98685	135104						
	217359	141848	245778				QUAD	-0.12957	6.68884	1.66558	0.97502	<-
47 1,3,5-Trichlorobenzene	+++++	0.40885	0.33456	0.32125	0.31223	0.36189						
	0.33243	0.33228	0.35150				AVRG		0.34437		8.82687	<-
48 2,4-Dichlorophenol	+++++	0.27769	0.27134	0.26108	0.26258	0.27523						
	0.30570	0.29048	0.28646				AVRG		0.27882		5.36391	<-
49 Benzoic Acid	+++++	+++++	0.18499	0.24179	0.24690	0.25674						
	0.29035	0.27225	0.28506				AVRG		0.25401		14.00131	<-
50 1,2,4-Trichlorobenzene	+++++	0.30647	0.27990	0.26810	0.27108	0.27267						
	0.31355	0.29339	0.28698				AVRG		0.28652		5.88352	<-
51 Naphthalene	1.33205	1.11082	1.05135	1.02677	1.01584	1.03490						
	1.17066	1.13024	1.09718				AVRG		1.10776		8.93594	

TestAmerica North Canton

INITIAL CALIBRATION DATA

Start Cal Date : 18-JUN-2009 15:35
End Cal Date : 18-JUN-2009 18:33
Quant Method : ISTD
Origin : Included
Target Version : 4.14
Integrator : HP RTE
Method file : \\cansvr11\dd\chem\MSS\a4hp7.i\90618a.b\8270C-625.m
Last Edit : 18-Jun-2009 18:47 ulmanm

Compound	0.0500000 Level 1	0.2500000 Level 2	0.5000000 Level 3	1.0000 Level 4	2.5000 Level 5	5.0000 Level 6	Curve	Coefficients b	m1	m2	%RSD or R^2	
	7.5000 Level 7	10.0000 Level 8	12.5000 Level 9									
52 4-Chloroaniline	+++++	0.48894	0.49340	0.48470	0.43377	0.48546						
	0.52518	0.50508	0.49507				AVRG		0.48895		5.30268	<-
53 a,a-Dimethyl-phenethylamine	+++++	+++++	+++++	+++++	+++++	+++++						
	+++++	+++++	+++++				AVRG		0.000e+000		0.000e+000	<-
54 2,6-Dichlorophenol	+++++	+++++	+++++	+++++	+++++	+++++						
	+++++	+++++	+++++				AVRG		0.000e+000		0.000e+000	<-
55 Hexachloropropene	+++++	+++++	+++++	+++++	+++++	+++++						
	+++++	+++++	+++++				AVRG		0.000e+000		0.000e+000	<-
56 Hexachlorobutadiene	+++++	0.17348	0.15020	0.14367	0.14032	0.14380						
	0.16633	0.15465	0.15018				AVRG		0.15283		7.61412	<-
57 1,2,3-Trichlorobenzene	+++++	0.31047	0.26563	0.25507	0.24575	0.24746						
	0.28474	0.27000	0.25891				AVRG		0.26726		8.07011	<-
58 N-Nitrosodi-n-butylamine	+++++	+++++	+++++	+++++	+++++	+++++						
	+++++	+++++	+++++				AVRG		0.000e+000		0.000e+000	<-

TestAmerica North Canton

INITIAL CALIBRATION DATA

Start Cal Date : 18-JUN-2009 15:35
End Cal Date : 18-JUN-2009 18:33
Quant Method : ISTD
Origin : Included
Target Version : 4.14
Integrator : HP RTE
Method file : \\cansvr11\dd\chem\MSS\a4hp7.i\90618a.b\8270C-625.m
Last Edit : 18-Jun-2009 18:47 ulmanm

Compound	0.0500000 Level 1	0.2500000 Level 2	0.5000000 Level 3	1.0000 Level 4	2.5000 Level 5	5.0000 Level 6	Curve	Coefficients b	Coefficients m1	Coefficients m2	%RSD or R^2	
	7.5000 Level 7	10.0000 Level 8	12.5000 Level 9									
59 4-Chloro-3-Methylphenol	+++++	0.39424	0.39708	0.38149	0.39241	0.39737						
	0.45751	0.43520	0.42270				AVRG		0.40975		6.35825	<-
60 p-Phenylene diamine	+++++	+++++	+++++	+++++	+++++	+++++						
	+++++	+++++	+++++				AVRG		0.000e+000		0.000e+000	<-
61 Safrole	+++++	+++++	+++++	+++++	+++++	+++++						
	+++++	+++++	+++++				AVRG		0.000e+000		0.000e+000	<-
62 2-Methylnaphthalene	0.72329	0.67184	0.64359	0.60816	0.60220	0.61506						
	0.69826	0.67531	0.64450				AVRG		0.65358		6.40756	
63 1-Methylnaphthalene	0.79417	0.66378	0.63308	0.61254	0.60335	0.61544						
	0.70653	0.67928	0.65276				AVRG		0.66233		9.04767	
64 Hexachlorocyclopentadiene	+++++	0.29077	0.29804	0.29940	0.31966	0.32267						
	0.37448	0.32570	0.34344				AVRG		0.32177		8.54631	<-
65 1,2,4,5-Tetrachlorobenzene	+++++	+++++	+++++	+++++	+++++	+++++						
	+++++	+++++	+++++				AVRG		0.000e+000		0.000e+000	<-

TestAmerica North Canton

INITIAL CALIBRATION DATA

Start Cal Date : 18-JUN-2009 15:35
End Cal Date : 18-JUN-2009 18:33
Quant Method : ISTD
Origin : Included
Target Version : 4.14
Integrator : HP RTE
Method file : \\cansvr11\dd\chem\MSS\a4hp7.i\90618a.b\8270C-625.m
Last Edit : 18-Jun-2009 18:47 ulmanm

Compound	0.0500000 Level 1	0.2500000 Level 2	0.5000000 Level 3	1.0000 Level 4	2.5000 Level 5	5.0000 Level 6	Curve	Coefficients b	Coefficients m1	Coefficients m2	%RSD or R^2	
	7.5000 Level 7	10.0000 Level 8	12.5000 Level 9									
66 2,4,6-Trichlorophenol	+++++	0.34885	0.37080	0.35448	0.35635	0.37797						
	0.41469	0.38821	0.39585				AVRG		0.37590		6.08092	<-
67 2,4,5-Trichlorophenol	+++++	0.37406	0.38734	0.38863	0.36463	0.39855						
	0.44615	0.40682	0.42595				AVRG		0.39902		6.73646	<-
68 1,2,3,5-Tetrachlorobenzene	+++++	0.53975	0.53710	0.50166	0.49347	0.49182						
	0.56700	0.51411	0.53350				AVRG		0.52230		5.06558	<-
69 1,4-Dinitrobenzene	+++++	+++++	+++++	+++++	+++++	+++++						
	+++++	+++++	+++++				AVRG		0.000e+000		0.000e+000	<-
70 2-Chloronaphthalene	1.40495	1.16157	1.16223	1.06899	1.06337	1.07731						
	1.22235	1.10783	1.14450				AVRG		1.15701		9.22992	
71 Isosafrole 1	+++++	+++++	+++++	+++++	+++++	+++++						
	+++++	+++++	+++++				AVRG		0.000e+000		0.000e+000	<-
M 188 Isosafrole, Total	+++++	+++++	+++++	+++++	+++++	+++++						
	+++++	+++++	+++++				AVRG		0.000e+000		0.000e+000	<-

TestAmerica North Canton

INITIAL CALIBRATION DATA

Start Cal Date : 18-JUN-2009 15:35
End Cal Date : 18-JUN-2009 18:33
Quant Method : ISTD
Origin : Included
Target Version : 4.14
Integrator : HP RTE
Method file : \\cansvr11\dd\chem\MSS\a4hp7.i\90618a.b\8270C-625.m
Last Edit : 18-Jun-2009 18:47 ulmanm

Compound	0.0500000 Level 1	0.2500000 Level 2	0.5000000 Level 3	1.0000 Level 4	2.5000 Level 5	5.0000 Level 6	Curve	Coefficients b	Coefficients m1	Coefficients m2	%RSD or R^2	
	7.5000 Level 7	10.0000 Level 8	12.5000 Level 9									
72 Isosafrole 2	+++++	+++++	+++++	+++++	+++++	+++++						
	+++++	+++++	+++++				AVRG		0.000e+000		0.000e+000	<-
73 2-Nitroaniline	+++++	0.55995	0.58099	0.56869	0.57785	0.58933						
	0.66187	0.61213	0.62948				AVRG		0.59754		5.77890	<-
74 1,2,3,4-Tetrachlorobenzene	+++++	0.54480	0.49384	0.47356	0.45668	0.46864						
	0.54161	0.48805	0.50164				AVRG		0.49610		6.53562	<-
75 1,4-Naphthoquinone	+++++	+++++	+++++	+++++	+++++	+++++						
	+++++	+++++	+++++				AVRG		0.000e+000		0.000e+000	<-
76 Dimethylphthalate	+++++	1.36325	1.32489	1.24547	1.22137	1.30349						
	1.43989	1.35166	1.37621				AVRG		1.32828		5.35666	<-
77 m-Dinitrobenzene	+++++	+++++	+++++	+++++	+++++	+++++						
	+++++	+++++	+++++				AVRG		0.000e+000		0.000e+000	<-
78 2,6-Dinitrotoluene	+++++	0.30288	0.28210	0.29011	0.28828	0.30035						
	0.33874	0.31309	0.32309				AVRG		0.30483		6.30043	<-

TestAmerica North Canton

INITIAL CALIBRATION DATA

Start Cal Date : 18-JUN-2009 15:35
End Cal Date : 18-JUN-2009 18:33
Quant Method : ISTD
Origin : Included
Target Version : 4.14
Integrator : HP RTE
Method file : \\cansvr11\dd\chem\MSS\a4hp7.i\90618a.b\8270C-625.m
Last Edit : 18-Jun-2009 18:47 ulmanm

Compound	0.0500000 Level 1	0.2500000 Level 2	0.5000000 Level 3	1.0000 Level 4	2.5000 Level 5	5.0000 Level 6	Curve	Coefficients b	m1	m2	%RSD or R^2	
	7.5000 Level 7	10.0000 Level 8	12.5000 Level 9									
79 Acenaphthylene	2.18466	1.98829	1.94138	1.82882	1.82612	1.91007						
	2.17119	1.98749	2.04703				AVRG		1.98723		6.54906	
80 1,2-Dinitrobenzene	+++++	0.15475	0.14971	0.14670	0.14995	0.15154						
	0.17100	0.15608	0.16235				AVRG		0.15526		5.13682	<-
81 3-Nitroaniline	+++++	0.32196	0.35567	0.33801	0.33794	0.35419						
	0.38801	0.35896	0.37067				AVRG		0.35318		5.85908	<-
82 Acenaphthene	1.47395	1.22606	1.22675	1.14946	1.13196	1.19408						
	1.34697	1.25296	1.28490				AVRG		1.25412		8.40619	
83 2,4-Dinitrophenol	+++++	+++++	18369	47506	153500	251093						
	409559	341118	554439				QUAD	0.19223	3.93540	-0.10440	0.99544	<-
84 Pentachlorobenzene	+++++	+++++	+++++	+++++	+++++	+++++						
	+++++	+++++	+++++				AVRG		0.000e+000		0.000e+000	<-
85 4-Nitrophenol	+++++	+++++	0.20146	0.21885	0.24015	0.24804						
	0.27124	0.25071	0.25699				AVRG		0.24106		9.82959	<-

TestAmerica North Canton

INITIAL CALIBRATION DATA

Start Cal Date : 18-JUN-2009 15:35
End Cal Date : 18-JUN-2009 18:33
Quant Method : ISTD
Origin : Included
Target Version : 4.14
Integrator : HP RTE
Method file : \\cansvr11\dd\chem\MSS\a4hp7.i\90618a.b\8270C-625.m
Last Edit : 18-Jun-2009 18:47 ulmanm

Compound	0.0500000 Level 1	0.2500000 Level 2	0.5000000 Level 3	1.0000 Level 4	2.5000 Level 5	5.0000 Level 6	Curve	Coefficients b	m1	m2	%RSD or R^2	
	7.5000 Level 7	10.0000 Level 8	12.5000 Level 9									
86 Dibenzofuran	1.93997	1.73318	1.67817	1.56558	1.54374	1.61731						
	1.80634	1.68207	1.74997				AVRG		1.70182		7.27371	
87 2,4-Dinitrotoluene	+++++	0.39919	0.38717	0.39040	0.37980	0.40177						
	0.44960	0.41106	0.42332				AVRG		0.40529		5.57288	<-
88 2,3,4,6-Tetrachlorophenol	+++++	+++++	+++++	+++++	+++++	+++++						
	+++++	+++++	+++++				AVRG		0.000e+000		0.000e+000	<-
89 1-Naphthylamine	+++++	+++++	+++++	+++++	+++++	+++++						
	+++++	+++++	+++++				AVRG		0.000e+000		0.000e+000	<-
90 Zinophos	+++++	+++++	+++++	+++++	+++++	+++++						
	+++++	+++++	+++++				AVRG		0.000e+000		0.000e+000	<-
91 2,3,5,6-Tetrachlorophenol	+++++	0.29045	0.29589	0.29627	0.29673	0.31781						
	0.35374	0.32244	0.33457				AVRG		0.31349		7.21474	<-
92 2-Naphthylamine	+++++	+++++	+++++	+++++	+++++	+++++						
	+++++	+++++	+++++				AVRG		0.000e+000		0.000e+000	<-

TestAmerica North Canton

INITIAL CALIBRATION DATA

Start Cal Date : 18-JUN-2009 15:35
End Cal Date : 18-JUN-2009 18:33
Quant Method : ISTD
Origin : Included
Target Version : 4.14
Integrator : HP RTE
Method file : \\cansvr11\dd\chem\MSS\a4hp7.i\90618a.b\8270C-625.m
Last Edit : 18-Jun-2009 18:47 ulmanm

Compound	0.0500000 Level 1 / 7.5000 Level 7	0.2500000 Level 2 / 10.0000 Level 8	0.5000000 Level 3 / 12.5000 Level 9	1.0000 Level 4	2.5000 Level 5	5.0000 Level 6	Curve	Coefficients b	Coefficients m1	Coefficients m2	%RSD or R^2	
93 Diethylphthalate	+++++	1.37295	1.35930	1.27635	1.27110	1.34346						
	1.50174	1.40294	1.42366				AVRG		1.36894		5.56943	<-
94 Fluorene	1.80356	1.28426	1.39881	1.29633	1.28826	1.34160						
	1.51328	1.39912	1.43922				AVRG		1.41827		11.53929	
95 4-Chlorophenyl-phenylether	+++++	0.65453	0.62529	0.58239	0.57599	0.59702						
	0.69342	0.63649	0.64411				AVRG		0.62616		6.34276	<-
96 4-Nitroaniline	+++++	0.34428	0.37225	0.34830	0.36393	0.38415						
	0.42907	0.39059	0.41085				AVRG		0.38043		7.75140	<-
97 5-Nitro-o-toluidine	+++++	+++++	+++++	+++++	+++++	+++++						
	+++++	+++++	+++++				AVRG		0.000e+000		0.000e+000	<-
98 4,6-Dinitro-2-methylphenol	+++++	+++++	10782	25112	79247	131281						
	219609	182543	292740				QUAD	0.13146	5.77820	-0.17489	0.99639	<-
99 N-Nitrosodiphenylamine	+++++	0.67034	0.60774	0.58293	0.58719	0.61726						
	0.68456	0.64537	0.64406				AVRG		0.62993		5.92288	<-

TestAmerica North Canton

INITIAL CALIBRATION DATA

Start Cal Date : 18-JUN-2009 15:35
End Cal Date : 18-JUN-2009 18:33
Quant Method : ISTD
Origin : Included
Target Version : 4.14
Integrator : HP RTE
Method file : \\cansvr11\dd\chem\MSS\a4hp7.i\90618a.b\8270C-625.m
Last Edit : 18-Jun-2009 18:47 ulmanm

Compound	0.0500000 Level 1	0.2500000 Level 2	0.5000000 Level 3	1.0000 Level 4	2.5000 Level 5	5.0000 Level 6	7.5000 Level 7	10.0000 Level 8	12.5000 Level 9	Curve	Coefficients b	Coefficients m1	Coefficients m2	%RSD or R^2	
100 1,2-Diphenylhydrazine	+++++	1.43152	1.31652	1.26867	1.25361	1.29382									
	1.47567	1.39814	1.36405							AVRG		1.35025		5.94692	<-
101 Diphenylamine	+++++	0.67034	0.60774	0.58293	0.58719	0.61726									
	0.68456	0.64537	0.64406							AVRG		0.62993		5.92288	<-
102 Tetraethyl dithiopyrophosphat	+++++	+++++	+++++	+++++	+++++	+++++									
	+++++	+++++	+++++							AVRG		0.000e+000		0.000e+000	<-
103 Diallate 1	+++++	+++++	+++++	+++++	+++++	+++++									
	+++++	+++++	+++++							AVRG		0.000e+000		0.000e+000	<-
M 189 Diallate, Total	+++++	+++++	+++++	+++++	+++++	+++++									
	+++++	+++++	+++++							AVRG		0.000e+000		0.000e+000	<-
104 Phorate	+++++	+++++	+++++	+++++	+++++	+++++									
	+++++	+++++	+++++							AVRG		0.000e+000		0.000e+000	<-
105 1,3,5-Trinitrobenzene	+++++	+++++	+++++	+++++	+++++	+++++									
	+++++	+++++	+++++							AVRG		0.000e+000		0.000e+000	<-

TestAmerica North Canton

INITIAL CALIBRATION DATA

Start Cal Date : 18-JUN-2009 15:35
End Cal Date : 18-JUN-2009 18:33
Quant Method : ISTD
Origin : Included
Target Version : 4.14
Integrator : HP RTE
Method file : \\cansvr11\dd\chem\MSS\a4hp7.i\90618a.b\8270C-625.m
Last Edit : 18-Jun-2009 18:47 ulmanm

Compound	0.0500000 Level 1	0.2500000 Level 2	0.5000000 Level 3	1.0000 Level 4	2.5000 Level 5	5.0000 Level 6	Curve	Coefficients b	m1	m2	%RSD or R^2	
	7.5000 Level 7	10.0000 Level 8	12.5000 Level 9									
106 4-Bromophenyl-phenylether	+++++	0.21427	0.19627	0.18107	0.18403	0.18558						
	0.21552	0.20251	0.20020				AVRG		0.19743		6.72314	<-
107 Hexachlorobenzene	0.22822	0.18696	0.17030	0.16842	0.16507	0.16224						
	0.19479	0.17749	0.17855				AVRG		0.18134		11.28669	
108 Phenacetin	+++++	+++++	+++++	+++++	+++++	+++++						
	+++++	+++++	+++++				AVRG		0.000e+000		0.000e+000	<-
109 Diallate 2	+++++	+++++	+++++	+++++	+++++	+++++						
	+++++	+++++	+++++				AVRG		0.000e+000		0.000e+000	<-
110 Dimethoate	+++++	+++++	+++++	+++++	+++++	+++++						
	+++++	+++++	+++++				AVRG		0.000e+000		0.000e+000	<-
111 Pentachlorophenol	+++++	0.10847	0.12374	0.12854	0.13603	0.14086						
	0.15679	0.15015	0.15237				AVRG		0.13712		11.94450	<-
112 Pentachloronitrobenzene	+++++	+++++	+++++	+++++	+++++	+++++						
	+++++	+++++	+++++				AVRG		0.000e+000		0.000e+000	<-

TestAmerica North Canton

INITIAL CALIBRATION DATA

Start Cal Date : 18-JUN-2009 15:35
End Cal Date : 18-JUN-2009 18:33
Quant Method : ISTD
Origin : Included
Target Version : 4.14
Integrator : HP RTE
Method file : \\cansvr11\dd\chem\MSS\a4hp7.i\90618a.b\8270C-625.m
Last Edit : 18-Jun-2009 18:47 ulmanm

Compound	0.0500000 Level 1	0.2500000 Level 2	0.5000000 Level 3	1.0000 Level 4	2.5000 Level 5	5.0000 Level 6	Curve	Coefficients b	m1	m2	%RSD or R^2	
	7.5000 Level 7	10.0000 Level 8	12.5000 Level 9									
113 4-Aminobiphenyl	+++++	+++++	+++++	+++++	+++++	+++++						
	+++++	+++++	+++++				AVRG		0.000e+000		0.000e+000	<-
114 Pronamide	+++++	+++++	+++++	+++++	+++++	+++++						
	+++++	+++++	+++++				AVRG		0.000e+000		0.000e+000	<-
115 Phenanthrene	1.54195	1.20298	1.12344	1.08931	1.08545	1.11889						
	1.26652	1.20676	1.18843				AVRG		1.20264		11.73341	
116 Anthracene	1.42201	1.21407	1.09619	1.10279	1.09029	1.12046						
	1.28406	1.21136	1.19178				AVRG		1.19256		9.13005	
117 Dinoseb	+++++	+++++	+++++	+++++	+++++	+++++						
	+++++	+++++	+++++				AVRG		0.000e+000		0.000e+000	<-
118 Disulfoton	+++++	+++++	+++++	+++++	+++++	+++++						
	+++++	+++++	+++++				AVRG		0.000e+000		0.000e+000	<-
119 Carbazole	+++++	1.20252	1.10510	1.09050	1.07451	1.10771						
	1.24775	1.18683	1.17083				AVRG		1.14822		5.42129	<-

TestAmerica North Canton

INITIAL CALIBRATION DATA

Start Cal Date : 18-JUN-2009 15:35
End Cal Date : 18-JUN-2009 18:33
Quant Method : ISTD
Origin : Included
Target Version : 4.14
Integrator : HP RTE
Method file : \\cansvr11\dd\chem\MSS\a4hp7.i\90618a.b\8270C-625.m
Last Edit : 18-Jun-2009 18:47 ulmanm

Compound	0.0500000 Level 1	0.2500000 Level 2	0.5000000 Level 3	1.0000 Level 4	2.5000 Level 5	5.0000 Level 6	Curve	Coefficients b	m1	m2	%RSD or R^2	
	7.5000 Level 7	10.0000 Level 8	12.5000 Level 9									
120 Di-n-Butylphthalate	+++++	1.41692	1.40895	1.35185	1.36433	1.42082						
	1.59834	1.50641	1.50168				AVRG		1.44616		5.74648	<-
121 4-Nitroquinoline 1-oxide	+++++	+++++	+++++	+++++	+++++	+++++						
	+++++	+++++	+++++				AVRG		0.000e+000		0.000e+000	<-
122 Methapyrilene	+++++	+++++	+++++	+++++	+++++	+++++						
	+++++	+++++	+++++				AVRG		0.000e+000		0.000e+000	<-
123 Fluoranthene	1.59018	1.27867	1.15240	1.15052	1.14957	1.17313						
	1.34137	1.27000	1.26073				AVRG		1.26295		11.17377	
124 Benzidine	+++++	0.74545	0.85346	0.87479	0.88602	0.91068						
	0.93529	0.91059	0.92803				AVRG		0.88054		6.93591	<-
125 Pyrene	1.89743	1.59877	1.55848	1.50573	1.49164	1.50559						
	1.67742	1.64101	1.58292				AVRG		1.60655		7.85237	
126 Aramite 1	+++++	+++++	+++++	+++++	+++++	+++++						
	+++++	+++++	+++++				AVRG		0.000e+000		0.000e+000	<-

TestAmerica North Canton

INITIAL CALIBRATION DATA

Start Cal Date : 18-JUN-2009 15:35
End Cal Date : 18-JUN-2009 18:33
Quant Method : ISTD
Origin : Included
Target Version : 4.14
Integrator : HP RTE
Method file : \\cansvr11\dd\chem\MSS\a4hp7.i\90618a.b\8270C-625.m
Last Edit : 18-Jun-2009 18:47 ulmanm

Compound	0.0500000 Level 1	0.2500000 Level 2	0.5000000 Level 3	1.0000 Level 4	2.5000 Level 5	5.0000 Level 6	Curve	Coefficients b	m1	m2	%RSD or R^2	
	7.5000 Level 7	10.0000 Level 8	12.5000 Level 9									
M 191 Aramite, Total	+++++	+++++	+++++	+++++	+++++	+++++						
	+++++	+++++	+++++				AVRG		0.000e+000		0.000e+000	<-
127 Aramite 2	+++++	+++++	+++++	+++++	+++++	+++++						
	+++++	+++++	+++++				AVRG		0.000e+000		0.000e+000	<-
128 p-Dimethylamino azobenzene	+++++	+++++	+++++	+++++	+++++	+++++						
	+++++	+++++	+++++				AVRG		0.000e+000		0.000e+000	<-
129 p-Chlorobenzilate	+++++	+++++	+++++	+++++	+++++	+++++						
	+++++	+++++	+++++				AVRG		0.000e+000		0.000e+000	<-
130 Famphur	+++++	+++++	+++++	+++++	+++++	+++++						
	+++++	+++++	+++++				AVRG		0.000e+000		0.000e+000	<-
131 Butylbenzylphthalate	+++++	0.75105	0.72584	0.71955	0.72838	0.75251						
	0.83079	0.80633	0.78870				AVRG		0.76289		5.39376	<-
132 3,3'-Dimethylbenzidine	+++++	+++++	+++++	+++++	+++++	+++++						
	+++++	+++++	+++++				AVRG		0.000e+000		0.000e+000	<-

TestAmerica North Canton

INITIAL CALIBRATION DATA

Start Cal Date : 18-JUN-2009 15:35
End Cal Date : 18-JUN-2009 18:33
Quant Method : ISTD
Origin : Included
Target Version : 4.14
Integrator : HP RTE
Method file : \\cansvr11\dd\chem\MSS\a4hp7.i\90618a.b\8270C-625.m
Last Edit : 18-Jun-2009 18:47 ulmanm

Compound	0.0500000 Level 1	0.2500000 Level 2	0.5000000 Level 3	1.0000 Level 4	2.5000 Level 5	5.0000 Level 6	Curve	Coefficients b	m1	m2	%RSD or R^2	
	7.5000 Level 7	10.0000 Level 8	12.5000 Level 9									
133 3,3'-Dimethoxybenzidine	+++++	0.23843	0.28611	0.27909	0.29948	0.29235						
	0.29310	0.28552	0.28883				AVRG		0.28286		6.69793	<-
134 2-Acetylaminofluorene	+++++	+++++	+++++	+++++	+++++	+++++						
	+++++	+++++	+++++				AVRG		0.000e+000		0.000e+000	<-
135 3,3'-Dichlorobenzidine	+++++	0.48917	0.48041	0.48128	0.49366	0.49713						
	0.55750	0.54545	0.54098				AVRG		0.51070		6.20754	<-
136 Benzo(a)Anthracene	1.78331	1.56626	1.43385	1.38234	1.35887	1.38109						
	1.55142	1.49516	1.46167				AVRG		1.49044		8.88364	
137 Chrysene	1.76242	1.41973	1.32829	1.29361	1.27301	1.31306						
	1.45357	1.43576	1.38521				AVRG		1.40718		10.53420	
138 4,4'-Methylene bis(o-chloroan	+++++	0.25862	0.27783	0.28174	0.27747	0.28609						
	0.31561	0.30566	0.30019				AVRG		0.28790		6.35507	<-
139 bis(2-ethylhexyl)Phthalate	+++++	1.17333	1.03334	1.03385	1.07848	1.07658						
	1.20019	1.17604	1.13548				AVRG		1.11341		5.96237	<-

TestAmerica North Canton

INITIAL CALIBRATION DATA

Start Cal Date : 18-JUN-2009 15:35
End Cal Date : 18-JUN-2009 18:33
Quant Method : ISTD
Origin : Included
Target Version : 4.14
Integrator : HP RTE
Method file : \\cansvr11\dd\chem\MSS\a4hp7.i\90618a.b\8270C-625.m
Last Edit : 18-Jun-2009 18:47 ulmanm

Compound	0.0500000 Level 1	0.2500000 Level 2	0.5000000 Level 3	1.0000 Level 4	2.5000 Level 5	5.0000 Level 6	Curve	Coefficients b	Coefficients m1	Coefficients m2	%RSD or R^2	
	7.5000 Level 7	10.0000 Level 8	12.5000 Level 9									
140 Di-n-octylphthalate	+++++	1.80281	1.73422	1.79292	1.83895	1.95393						
	2.15173	2.08431	2.07564				AVRG		1.92931		8.22673	<-
141 Benzo(b)fluoranthene	9656	41058	85469	187858	518325	886338						
	1445715	1168876	1865160				QUAD	0.03756	0.69943	-0.00300	0.99750	
142 Benzo(k)fluoranthene	1.89441	1.50712	1.38532	1.34078	1.29663	1.32132						
	1.51601	1.56304	1.48971				AVRG		1.47937		12.36997	
143 7,12-dimethylbenz[a]anthracen	+++++	+++++	+++++	+++++	+++++	+++++						
	+++++	+++++	+++++				AVRG		0.000e+000		0.000e+000	<-
144 Hexachlorophene	+++++	+++++	+++++	+++++	+++++	+++++						
	+++++	+++++	+++++				AVRG		0.000e+000		0.000e+000	<-
145 Hexachlorophene product	+++++	+++++	+++++	+++++	+++++	+++++						
	+++++	+++++	+++++				AVRG		0.000e+000		0.000e+000	<-
146 Benzo(a)pyrene	1.82890	1.25590	1.26409	1.19256	1.18843	1.23999						
	1.42451	1.37981	1.35349				AVRG		1.34752		14.72502	

TestAmerica North Canton

INITIAL CALIBRATION DATA

Start Cal Date : 18-JUN-2009 15:35
End Cal Date : 18-JUN-2009 18:33
Quant Method : ISTD
Origin : Included
Target Version : 4.14
Integrator : HP RTE
Method file : \\cansvr11\dd\chem\MSS\a4hp7.i\90618a.b\8270C-625.m
Last Edit : 18-Jun-2009 18:47 ulmanm

Compound	0.0500000 Level 1	0.2500000 Level 2	0.5000000 Level 3	1.0000 Level 4	2.5000 Level 5	5.0000 Level 6	Curve	Coefficients b	Coefficients m1	Coefficients m2	%RSD or R^2	
	7.5000 Level 7	10.0000 Level 8	12.5000 Level 9									
148 3-Methylcholanthrene	+++++	+++++	+++++	+++++	+++++	+++++						
	+++++	+++++	+++++				AVRG		0.000e+000		0.000e+000	<-
149 Indeno(1,2,3-cd)pyrene	1.79647	1.30854	1.31936	1.28283	1.29172	1.33815						
	1.52871	1.49697	1.46313				AVRG		1.42510		11.78418	
150 Dibenz(a,h)anthracene	7819	34037	73841	158809	438597	741862						
	1217238	1041275	1595448				QUAD	0.04576	0.81973	-0.00545	0.99809	
151 Benzo(g,h,i)perylene	1.47665	1.14204	1.06894	1.05516	1.05535	1.09312						
	1.24187	1.20810	1.19994				AVRG		1.17124		11.48557	
230 2-Chloroacetophenone	+++++	+++++	+++++	+++++	+++++	+++++						
	+++++	+++++	+++++				AVRG		0.000e+000		0.000e+000	<-
199 3-Picoline	+++++	+++++	+++++	+++++	+++++	+++++						
	+++++	+++++	+++++				AVRG		0.000e+000		0.000e+000	<-
200 N,N-Dimethylacetamide	+++++	+++++	+++++	+++++	+++++	+++++						
	+++++	+++++	+++++				AVRG		0.000e+000		0.000e+000	<-

TestAmerica North Canton

INITIAL CALIBRATION DATA

Start Cal Date : 18-JUN-2009 15:35
End Cal Date : 18-JUN-2009 18:33
Quant Method : ISTD
Origin : Included
Target Version : 4.14
Integrator : HP RTE
Method file : \\cansvr11\dd\chem\MSS\a4hp7.i\90618a.b\8270C-625.m
Last Edit : 18-Jun-2009 18:47 ulmanm

Compound	0.0500000 Level 1	0.2500000 Level 2	0.5000000 Level 3	1.0000 Level 4	2.5000 Level 5	5.0000 Level 6	Curve	Coefficients b	m1	m2	%RSD or R^2	
	7.5000 Level 7	10.0000 Level 8	12.5000 Level 9									
201 Quinoline	+++++	+++++	+++++	+++++	+++++	+++++						
	+++++	+++++	+++++				AVRG		0.000e+000		0.000e+000	<-
202 Diphenyl	+++++	+++++	+++++	+++++	+++++	+++++						
	+++++	+++++	+++++				AVRG		0.000e+000		0.000e+000	<-
203 Diphenyl ether	+++++	+++++	+++++	+++++	+++++	+++++						
	+++++	+++++	+++++				AVRG		0.000e+000		0.000e+000	<-
204 6-Methylchrysene	+++++	+++++	+++++	+++++	+++++	+++++						
	+++++	+++++	+++++				AVRG		0.000e+000		0.000e+000	<-
205 Benzenethiol	+++++	+++++	+++++	+++++	+++++	+++++						
	+++++	+++++	+++++				AVRG		0.000e+000		0.000e+000	<-
207 Indene	+++++	+++++	+++++	+++++	+++++	+++++						
	+++++	+++++	+++++				AVRG		0.000e+000		0.000e+000	<-
208 Dibenz(a,j)acridine	+++++	+++++	+++++	+++++	+++++	+++++						
	+++++	+++++	+++++				AVRG		0.000e+000		0.000e+000	<-

TestAmerica North Canton

INITIAL CALIBRATION DATA

Start Cal Date : 18-JUN-2009 15:35
End Cal Date : 18-JUN-2009 18:33
Quant Method : ISTD
Origin : Included
Target Version : 4.14
Integrator : HP RTE
Method file : \\cansvr11\dd\chem\MSS\a4hp7.i\90618a.b\8270C-625.m
Last Edit : 18-Jun-2009 18:47 ulmanm

Compound	0.0500000 Level 1	0.2500000 Level 2	0.5000000 Level 3	1.0000 Level 4	2.5000 Level 5	5.0000 Level 6	Curve	Coefficients b	Coefficients m1	Coefficients m2	%RSD or R^2	
	7.5000 Level 7	10.0000 Level 8	12.5000 Level 9									
214 Dibenz(a,h)acridine	+++++	+++++	+++++	+++++	+++++	+++++						
	+++++	+++++	+++++				AVRG		0.000e+000		0.000e+000	<-
209 Benzaldehyde	+++++	1.69858	1.54363	1.47808	1.41998	1.42450						
	1.60343	1.42937	1.43874				AVRG		1.50454		6.79666	<-
210 Caprolactam	+++++	0.12042	0.12123	0.12498	0.12795	0.12989						
	0.14616	0.14102	0.13595				AVRG		0.13095		7.12166	<-
211 1,1'-Biphenyl	+++++	1.57255	1.52303	1.42472	1.43560	1.49564						
	1.70836	1.56290	1.65360				AVRG		1.54705		6.41216	<-
212 Atrazine	+++++	0.18547	0.16760	0.16838	0.16469	0.17117						
	0.17629	0.17200	0.16664				AVRG		0.17153		3.89933	<-
220 Diphenyl Thiourea	+++++	+++++	+++++	+++++	+++++	+++++						
	+++++	+++++	+++++				AVRG		0.000e+000		0.000e+000	<-
216 1,3-Diethyl-2-Thiourea	+++++	+++++	+++++	+++++	+++++	+++++						
	+++++	+++++	+++++				AVRG		0.000e+000		0.000e+000	<-

TestAmerica North Canton

INITIAL CALIBRATION DATA

Start Cal Date : 18-JUN-2009 15:35
End Cal Date : 18-JUN-2009 18:33
Quant Method : ISTD
Origin : Included
Target Version : 4.14
Integrator : HP RTE
Method file : \\cansvr11\dd\chem\MSS\a4hp7.i\90618a.b\8270C-625.m
Last Edit : 18-Jun-2009 18:47 ulmanm

Compound	0.0500000 Level 1	0.2500000 Level 2	0.5000000 Level 3	1.0000 Level 4	2.5000 Level 5	5.0000 Level 6	7.5000 Level 7	10.0000 Level 8	12.5000 Level 9	Curve	Coefficients b	Coefficients m1	Coefficients m2	%RSD or R^2	
218 1,1,3,3-Tetramethyl-2-Thioure	+++++	+++++	+++++	+++++	+++++	+++++	+++++	+++++	+++++	AVRG		0.000e+000		0.000e+000	<-
217 1,3-Dibutyl-2-Thiourea	+++++	+++++	+++++	+++++	+++++	+++++	+++++	+++++	+++++	AVRG		0.000e+000		0.000e+000	<-
215 bis(2-Chloroethoxy) ethane	+++++	+++++	+++++	+++++	+++++	+++++	+++++	+++++	+++++	AVRG		0.000e+000		0.000e+000	<-
221 Hexabromobenzene	+++++	+++++	+++++	+++++	+++++	+++++	+++++	+++++	+++++	AVRG		0.000e+000		0.000e+000	<-
219 o-Benzyl Phenol	+++++	+++++	+++++	+++++	+++++	+++++	+++++	+++++	+++++	AVRG		0.000e+000		0.000e+000	<-
223 1,2-bis(2-chloroethoxy)ethane	+++++	+++++	+++++	+++++	+++++	+++++	+++++	+++++	+++++	AVRG		0.000e+000		0.000e+000	<-
224 Benzothiazole	+++++	+++++	+++++	+++++	+++++	+++++	+++++	+++++	+++++	AVRG		0.000e+000		0.000e+000	<-

TestAmerica North Canton

INITIAL CALIBRATION DATA

Start Cal Date : 18-JUN-2009 15:35
End Cal Date : 18-JUN-2009 18:33
Quant Method : ISTD
Origin : Included
Target Version : 4.14
Integrator : HP RTE
Method file : \\cansvr11\dd\chem\MSS\a4hp7.i\90618a.b\8270C-625.m
Last Edit : 18-Jun-2009 18:47 ulmanm

Compound	0.0500000 Level 1	0.2500000 Level 2	0.5000000 Level 3	1.0000 Level 4	2.5000 Level 5	5.0000 Level 6	Curve	Coefficients b	m1	m2	%RSD or R^2	
	7.5000 Level 7	10.0000 Level 8	12.5000 Level 9									
225 1,3-Dimethyl-2-Thiourea	+++++	+++++	+++++	+++++	+++++	+++++						
	+++++	+++++	+++++				AVRG		0.000e+000		0.000e+000	<-
226 Methyl parathion	+++++	+++++	+++++	+++++	+++++	+++++						
	+++++	+++++	+++++				AVRG		0.000e+000		0.000e+000	<-
227 Parathion	+++++	+++++	+++++	+++++	+++++	+++++						
	+++++	+++++	+++++				AVRG		0.000e+000		0.000e+000	<-
228 Isodrin	+++++	+++++	+++++	+++++	+++++	+++++						
	+++++	+++++	+++++				AVRG		0.000e+000		0.000e+000	<-
229 Kepone	+++++	+++++	+++++	+++++	+++++	+++++						
	+++++	+++++	+++++				AVRG		0.000e+000		0.000e+000	<-
231 Acrylamide	+++++	+++++	+++++	+++++	+++++	+++++						
	+++++	+++++	+++++				AVRG		0.000e+000		0.000e+000	<-
232 2-Methylcyclohexanone	+++++	+++++	+++++	+++++	+++++	+++++						
	+++++	+++++	+++++				AVRG		0.000e+000		0.000e+000	<-

TestAmerica North Canton

INITIAL CALIBRATION DATA

Start Cal Date : 18-JUN-2009 15:35
End Cal Date : 18-JUN-2009 18:33
Quant Method : ISTD
Origin : Included
Target Version : 4.14
Integrator : HP RTE
Method file : \\cansvr11\dd\chem\MSS\a4hp7.i\90618a.b\8270C-625.m
Last Edit : 18-Jun-2009 18:47 ulmanm

Compound	0.0500000 Level 1	0.2500000 Level 2	0.5000000 Level 3	1.0000 Level 4	2.5000 Level 5	5.0000 Level 6	Curve	Coefficients b	m1	m2	%RSD or R^2	
	7.5000 Level 7	10.0000 Level 8	12.5000 Level 9									
233 3-Methylcyclohexanone	+++++	+++++	+++++	+++++	+++++	+++++						
	+++++	+++++	+++++				AVRG		0.000e+000		0.000e+000	<-
234 4-Methylcyclohexanone	+++++	+++++	+++++	+++++	+++++	+++++						
	+++++	+++++	+++++				AVRG		0.000e+000		0.000e+000	<-
235 Tributyl phosphate	+++++	+++++	+++++	+++++	+++++	+++++						
	+++++	+++++	+++++				AVRG		0.000e+000		0.000e+000	<-
$ 154 Nitrobenzene-d5	0.51339	0.64314	0.55293	0.53844	0.54725	0.51438						
	0.59655	0.56271	0.54304				AVRG		0.55687		7.34534	
$ 155 2-Fluorobiphenyl	1.65441	1.44153	1.32169	1.23851	1.24358	1.27808						
	1.44219	1.32002	1.37134				AVRG		1.36793		9.59204	
$ 156 Terphenyl-d14	1.19126	0.99829	0.94014	0.90369	0.87849	0.88822						
	1.00781	0.96453	0.94094				AVRG		0.96815		9.82469	
$ 157 Phenol-d5	+++++	2.32616	2.26252	2.13974	2.08262	2.25252						
	2.52656	2.29644	2.55023				AVRG		2.30460		7.16889	<-

TestAmerica North Canton

INITIAL CALIBRATION DATA

Start Cal Date : 18-JUN-2009 15:35
End Cal Date : 18-JUN-2009 18:33
Quant Method : ISTD
Origin : Included
Target Version : 4.14
Integrator : HP RTE
Method file : \\cansvr11\dd\chem\MSS\a4hp7.i\90618a.b\8270C-625.m
Last Edit : 18-Jun-2009 18:47 ulmanm

Compound	0.0500000 Level 1	0.2500000 Level 2	0.5000000 Level 3	1.0000 Level 4	2.5000 Level 5	5.0000 Level 6	Curve	Coefficients b	m1	m2	%RSD or R^2	
	7.5000 Level 7	10.0000 Level 8	12.5000 Level 9									
$ 158 2-Fluorophenol	+++++	1.44632	1.38971	1.26938	1.34164	1.40888						
	1.58718	1.49114	1.66123				AVRG		1.44944		8.83643	<-
$ 159 2,4,6-Tribromophenol	+++++	0.10088	0.11076	0.11141	0.11273	0.12144						
	0.13713	0.12569	0.12768				AVRG		0.11847		9.80935	<-
$ 186 2-Chlorophenol-d4	+++++	1.43497	1.32384	1.33291	1.24432	1.30291						
	1.44912	1.35394	1.49064				AVRG		1.36658		6.12256	<-
$ 187 1,2-Dichlorobenzene-d4	1.13299	0.96189	0.88454	0.82395	0.82533	0.86560						
	0.96467	0.86200	0.94167				AVRG		0.91807		10.56903	

5B

SEMIVOLATILE ORGANIC GC/MS TUNING AND MASS CALIBRATION - DECAFLUOROTRIPHENYLPHOSPHINE (DFTPP)

Lab Name: NORTH CANTON Contract:

Lab Code: TALCAN Case No.: SAS No.: SDG No.: 9F11135

Lab File ID: 7DF0619 DFTPP Injection Date: 06/19/09

Instrument ID: A4HP7 DFTPP Injection Time: 0823

m/e	ION ABUNDANCE CRITERIA	% RELATIVE ABUNDANCE
51	30.0 - 80.0% of mass 198	59.8
68	Less than 2.0% of mass 69	0.0 (0.0)1
69	Mass 69 relative abundance	74.4
70	Less than 2.0% of mass 69	0.3 (0.4)1
127	25.0 - 75.0% of mass 198	55.0
197	Less than 1.0% of mass 198	0.0
198	Base Peak, 100% relative abundance	100.0
199	5.0 - 9.0% of mass 198	6.8
275	10.0 - 30.0% of mass 198	23.0
365	Greater than 0.75% of mass 198	2.0
441	Present, but less than mass 443	8.3
442	40.0 - 110.0% of mass 198	56.4
443	15.0 - 24.0% of mass 442	11.2 (19.9)2

1-Value is % of mass 69 2-Value is % of mass 442

THIS TUNE APPLIES TO THE FOLLOWING SAMPLES, MS, MSD, BLANKS, AND STANDARDS:

	EPA SAMPLE NO.	LAB SAMPLE ID	LAB FILE ID	DATE ANALYZED	TIME ANALYZED
01	SSTD006	L6	7SMH0619	06/19/09	0842
02	LEV40BLK	LEV401AA	LEV401AA	06/19/09	1502
03	LEV40CHK	LEV401AC	LEV401AC	06/19/09	1522
04					
05					
06					
07					
08					
09					
10					
11					
12					
13					
14					
15					
16					
17					
18					
19					
20					
21					
22					

TestAmerica North Canton

CONTINUING CALIBRATION COMPOUNDS

Instrument ID: a4hp7.i
Lab File ID: 7SMH0619.D
Analysis Type:
Lab Sample ID: 16
Method: \\cansvr11\dd\chem\MSS\a4hp7.i\90619a.b\8270C-625.m

Injection Date: 19-JUN-2009 08:42
Init. Cal. Date(s): 18-JUN-2009 18-JUN-2009
Init. Cal. Times: 15:35 18:33
Quant Type: ISTD

COMPOUND	RRF / AMOUNT	RF5	CCAL RRF5	MIN RRF	%D / %DRIFT	MAX %D / %DRIFT	CURVE TYPE
9 Pyridine	1.87049	2.00575	2.00575	0.010	-7.23127	50.00000	Averaged
10 N-Nitrosodimethylamine	1.10724	1.10799	1.10799	0.010	-0.06785	50.00000	Averaged
11 Ethyl methacrylate	1.75227	1.80505	1.80505	0.010	-3.01211	50.00000	Averaged
12 3-Chloropropionitrile	1.01679	0.99668	0.99668	0.010	1.97812	50.00000	Averaged
13 Malononitrile	2.51181	2.38860	2.38860	0.010	4.90530	50.00000	Averaged
209 Benzaldehyde	1.50454	1.31469	1.31469	0.010	12.61810	50.00000	Averaged
21 Aniline	2.95157	2.92870	2.92870	0.010	0.77469	50.00000	Averaged
22 Phenol	2.55001	2.54934	2.54934	0.010	0.02643	20.00000	Averaged
23 bis(2-Chloroethyl)ether	2.18983	1.95694	1.95694	0.010	10.63511	50.00000	Averaged
24 2-Chlorophenol	1.52864	1.46288	1.46288	0.010	4.30173	50.00000	Averaged
26 1,3-Dichlorobenzene	1.39821	1.34082	1.34082	0.010	4.10408	50.00000	Averaged
27 1,4-Dichlorobenzene	1.40272	1.30378	1.30378	0.010	7.05333	20.00000	Averaged
28 1,2-Dichlorobenzene	1.38826	1.30911	1.30911	0.010	5.70182	50.00000	Averaged
29 Benzyl Alcohol	1.14839	1.05108	1.05108	0.010	8.47375	50.00000	Averaged
30 2-Methylphenol	1.71222	1.58496	1.58496	0.010	7.43243	50.00000	Averaged
31 bis(2-Chloroisopropyl)ether	2.46849	2.26597	2.26597	0.010	8.20417	50.00000	Averaged
37 Acetophenone	2.53746	2.35121	2.35121	0.010	7.33978	50.00000	Averaged
32 N-Nitroso-di-n-propylamine	1.71144	1.68528	1.68528	0.050	1.52891	50.00000	Averaged
192 4-Methylphenol	1.83342	1.75001	1.75001	0.010	4.54972	50.00000	Averaged
34 Hexachloroethane	0.62678	0.57895	0.57895	0.010	7.63044	50.00000	Averaged
35 Nitrobenzene	0.56370	0.54000	0.54000	0.010	4.20456	50.00000	Averaged
41 Isophorone	1.01213	0.99517	0.99517	0.010	1.67601	50.00000	Averaged
42 2-Nitrophenol	0.20467	0.20718	0.20718	0.010	-1.22249	20.00000	Averaged
43 2,4-Dimethylphenol	0.47930	0.47422	0.47422	0.010	1.06013	50.00000	Averaged
44 bis(2-Chloroethoxy)methane	0.54212	0.51363	0.51363	0.010	5.25492	50.00000	Averaged
46 2,4-Toluenediamene	5.00000	5.43945	0.15536	0.010	-8.78898	0.000e+000	Quadratic
47 1,3,5-Trichlorobenzene	0.34437	0.36590	0.36590	0.010	-6.25185	50.00000	Averaged
48 2,4-Dichlorophenol	0.27882	0.27568	0.27568	0.010	1.12647	20.00000	Averaged
49 Benzoic Acid	0.25401	0.26441	0.26441	0.010	-4.09498	50.00000	Averaged
50 1,2,4-Trichlorobenzene	0.28652	0.27430	0.27430	0.010	4.26332	50.00000	Averaged
51 Naphthalene	1.10776	1.06110	1.06110	0.010	4.21203	50.00000	Averaged
52 4-Chloroaniline	0.48895	0.43961	0.43961	0.010	10.09086	50.00000	Averaged
56 Hexachlorobutadiene	0.15283	0.14640	0.14640	0.010	4.20522	20.00000	Averaged
210 Caprolactam	0.13095	0.13266	0.13266	0.010	-1.30628	50.00000	Averaged
57 1,2,3-Trichlorobenzene	0.26726	0.25435	0.25435	0.010	4.82898	50.00000	Averaged
59 4-Chloro-3-Methylphenol	0.40975	0.40809	0.40809	0.010	0.40443	20.00000	Averaged
62 2-Methylnaphthalene	0.65358	0.62884	0.62884	0.010	3.78483	50.00000	Averaged
63 1-Methylnaphthalene	0.66233	0.63399	0.63399	0.010	4.27794	50.00000	Averaged
64 Hexachlorocyclopentadiene	0.32177	0.32610	0.32610	0.050	-1.34491	50.00000	Averaged
66 2,4,6-Trichlorophenol	0.37590	0.38117	0.38117	0.010	-1.40332	20.00000	Averaged
67 2,4,5-Trichlorophenol	0.39902	0.39088	0.39088	0.010	2.03943	50.00000	Averaged
211 1,1'-Biphenyl	1.54705	1.51630	1.51630	0.010	1.98757	50.00000	Averaged

TestAmerica North Canton

CONTINUING CALIBRATION COMPOUNDS

Instrument ID: a4hp7.i
Lab File ID: 7SMH0619.D
Analysis Type:
Lab Sample ID: 16
Method: \\cansvr11\dd\chem\MSS\a4hp7.i\90619a.b\8270C-625.m

Injection Date: 19-JUN-2009 08:42
Init. Cal. Date(s): 18-JUN-2009 18-JUN-2009
Init. Cal. Times: 15:35 18:33
Quant Type: ISTD

COMPOUND	RRF / AMOUNT	RF5	CCAL RRF5	MIN RRF	%D / %DRIFT	MAX %D / %DRIFT	CURVE TYPE
68 1,2,3,5-Tetrachlorobenzene	0.52230	0.50762	0.50762	0.010	2.80994	50.00000	Averaged
70 2-Chloronaphthalene	1.15701	1.08378	1.08378	0.010	6.32921	50.00000	Averaged
73 2-Nitroaniline	0.59754	0.58892	0.58892	0.010	1.44194	50.00000	Averaged
74 1,2,3,4-Tetrachlorobenzene	0.49610	0.46852	0.46852	0.010	5.55879	50.00000	Averaged
76 Dimethylphthalate	1.32828	1.28832	1.28832	0.010	3.00862	50.00000	Averaged
78 2,6-Dinitrotoluene	0.30483	0.30389	0.30389	0.010	0.30804	50.00000	Averaged
79 Acenaphthylene	1.98723	1.92025	1.92025	0.010	3.37041	50.00000	Averaged
80 1,2-Dinitrobenzene	0.15526	0.15487	0.15487	0.010	0.25339	50.00000	Averaged
81 3-Nitroaniline	0.35318	0.35679	0.35679	0.010	-1.02393	50.00000	Averaged
82 Acenaphthene	1.25412	1.21072	1.21072	0.010	3.46102	20.00000	Averaged
83 2,4-Dinitrophenol	10.00000	9.85587	0.24889	0.050	1.44132	0.000e+000	Quadratic
85 4-Nitrophenol	0.24106	0.25142	0.25142	0.050	-4.29821	50.00000	Averaged
86 Dibenzofuran	1.70182	1.64598	1.64598	0.010	3.28109	50.00000	Averaged
87 2,4-Dinitrotoluene	0.40529	0.39846	0.39846	0.010	1.68536	50.00000	Averaged
91 2,3,5,6-Tetrachlorophenol	0.31349	0.31126	0.31126	0.010	0.70934	50.00000	Averaged
93 Diethylphthalate	1.36894	1.33611	1.33611	0.010	2.39804	50.00000	Averaged
94 Fluorene	1.41827	1.34287	1.34287	0.010	5.31650	50.00000	Averaged
95 4-Chlorophenyl-phenylether	0.62616	0.60773	0.60773	0.010	2.94225	50.00000	Averaged
96 4-Nitroaniline	0.38043	0.39118	0.39118	0.010	-2.82685	50.00000	Averaged
98 4,6-Dinitro-2-methylphenol	5.00000	4.87110	0.16148	0.010	2.57807	0.000e+000	Quadratic
99 N-Nitrosodiphenylamine	0.62993	0.60253	0.60253	0.010	4.35013	20.00000	Averaged
100 1,2-Diphenylhydrazine	1.35025	1.30948	1.30948	0.010	3.01900	50.00000	Averaged
106 4-Bromophenyl-phenylether	0.19743	0.18685	0.18685	0.010	5.35967	50.00000	Averaged
107 Hexachlorobenzene	0.18134	0.16638	0.16638	0.010	8.24815	50.00000	Averaged
212 Atrazine	0.17153	0.16844	0.16844	0.010	1.79970	50.00000	Averaged
111 Pentachlorophenol	0.13712	0.13353	0.13353	0.010	2.61755	20.00000	Averaged
115 Phenanthrene	1.20264	1.12456	1.12456	0.010	6.49239	50.00000	Averaged
116 Anthracene	1.19256	1.12838	1.12838	0.010	5.38189	50.00000	Averaged
119 Carbazole	1.14822	1.11468	1.11468	0.010	2.92093	50.00000	Averaged
120 Di-n-Butylphthalate	1.44616	1.38694	1.38694	0.010	4.09480	50.00000	Averaged
123 Fluoranthene	1.26295	1.18727	1.18727	0.010	5.99248	20.00000	Averaged
124 Benzidine	0.88054	0.92364	0.92364	0.010	-4.89439	50.00000	Averaged
125 Pyrene	1.60655	1.51717	1.51717	0.010	5.56343	50.00000	Averaged
131 Butylbenzylphthalate	0.76289	0.73893	0.73893	0.010	3.14045	50.00000	Averaged
133 3,3'-Dimethoxybenzidine	0.28286	0.29566	0.29566	0.010	-4.52579	50.00000	Averaged
135 3,3'-Dichlorobenzidine	0.51070	0.50479	0.50479	0.010	1.15637	50.00000	Averaged
136 Benzo(a)Anthracene	1.49044	1.40562	1.40562	0.010	5.69122	50.00000	Averaged
137 Chrysene	1.40718	1.30170	1.30170	0.010	7.49586	50.00000	Averaged
138 4,4'-Methylene bis(o-chloro	0.28790	0.28550	0.28550	0.010	0.83588	50.00000	Averaged
139 bis(2-ethylhexyl)Phthalate	1.11341	1.06668	1.06668	0.010	4.19682	50.00000	Averaged
140 Di-n-octylphthalate	1.92931	1.92039	1.92039	0.010	0.46272	20.00000	Averaged
141 Benzo(b)fluoranthene	5.00000	4.88277	1.39558	0.010	2.34464	0.000e+000	Quadratic

TestAmerica North Canton

CONTINUING CALIBRATION COMPOUNDS

Instrument ID: a4hp7.i Injection Date: 19-JUN-2009 08:42
Lab File ID: 7SMH0619.D Init. Cal. Date(s): 18-JUN-2009 18-JUN-2009
Analysis Type: Init. Cal. Times: 15:35 18:33
Lab Sample ID: l6 Quant Type: ISTD
Method: \\cansvr11\dd\chem\MSS\a4hp7.i\90619a.b\8270C-625.m

COMPOUND	RRF / AMOUNT	RF5	CCAL RRF5	MIN RRF	%D / %DRIFT	MAX %D / %DRIFT	CURVE TYPE
142 Benzo(k)fluoranthene	1.47937	1.37471	1.37471	0.010	7.07456	50.00000	Averaged
146 Benzo(a)pyrene	1.34752	1.26663	1.26663	0.010	6.00263	20.00000	Averaged
149 Indeno(1,2,3-cd)pyrene	1.42510	1.36788	1.36788	0.010	4.01509	50.00000	Averaged
150 Dibenz(a,h)anthracene	5.00000	4.83207	1.17977	0.010	3.35861	0.000e+000	Quadratic
151 Benzo(g,h,i)perylene	1.17124	1.12198	1.12198	0.010	4.20613	50.00000	Averaged
198 1,4-Dioxane	0.62256	0.65470	0.65470	0.010	-5.16324	50.00000	Averaged
$ 154 Nitrobenzene-d5	0.55687	0.50918	0.50918	0.010	8.56341	50.00000	Averaged
$ 155 2-Fluorobiphenyl	1.36793	1.28423	1.28423	0.010	6.11890	50.00000	Averaged
$ 156 Terphenyl-d14	0.96815	0.88888	0.88888	0.010	8.18818	50.00000	Averaged
$ 157 Phenol-d5	2.30460	2.26078	2.26078	0.010	1.90144	50.00000	Averaged
$ 158 2-Fluorophenol	1.44944	1.45163	1.45163	0.010	-0.15167	50.00000	Averaged
$ 159 2,4,6-Tribromophenol	0.11847	0.12184	0.12184	0.010	-2.84883	50.00000	Averaged
$ 186 2-Chlorophenol-d4	1.36658	1.30359	1.30359	0.010	4.60970	50.00000	Averaged
$ 187 1,2-Dichlorobenzene-d4	0.91807	0.83469	0.83469	0.010	9.08211	50.00000	Averaged
M 195 Cresols, total	3.54565	3.33497	3.33497	0.010	5.94180	50.00000	Averaged
101 Diphenylamine	0.62993	0.60253	0.60253	0.010	4.35013	50.00000	Averaged

5B

SEMIVOLATILE ORGANIC GC/MS TUNING AND MASS CALIBRATION - DECAFLUOROTRIPHENYLPHOSPHINE (DFTPP)

Lab Name: NORTH CANTON Contract:

Lab Code: TALCAN Case No.: SAS No.: SDG No.: 9F11135

Lab File ID: 7DF0621 DFTPP Injection Date: 06/21/09

Instrument ID: A4HP7 DFTPP Injection Time: 0900

m/e	ION ABUNDANCE CRITERIA	% RELATIVE ABUNDANCE
51	30.0 - 80.0% of mass 198	53.0
68	Less than 2.0% of mass 69	0.1 (0.1)1
69	Mass 69 relative abundance	66.5
70	Less than 2.0% of mass 69	0.3 (0.4)1
127	25.0 - 75.0% of mass 198	52.7
197	Less than 1.0% of mass 198	0.0
198	Base Peak, 100% relative abundance	100.0
199	5.0 - 9.0% of mass 198	6.6
275	10.0 - 30.0% of mass 198	24.2
365	Greater than 0.75% of mass 198	2.2
441	Present, but less than mass 443	9.0
442	40.0 - 110.0% of mass 198	61.9
443	15.0 - 24.0% of mass 442	12.3 (19.8)2

1-Value is % of mass 69 2-Value is % of mass 442

THIS TUNE APPLIES TO THE FOLLOWING SAMPLES, MS, MSD, BLANKS, AND STANDARDS:

	EPA SAMPLE NO.	LAB SAMPLE ID	LAB FILE ID	DATE ANALYZED	TIME ANALYZED
01	SSTD006	L6	7SMH0621	06/21/09	0923
02	LE5RFBLK	LE5RF1AA	LE5RF1AA	06/21/09	1108
03	LE5RFCHK	LE5RF1AC	LE5RF1AC	06/21/09	1128
04	ILSD-11	LETQE1A6	LETQE1A6	06/21/09	1642
05					
06					
07					
08					
09					
10					
11					
12					
13					
14					
15					
16					
17					
18					
19					
20					
21					
22					

TestAmerica North Canton

CONTINUING CALIBRATION COMPOUNDS

Instrument ID: a4hp7.i
Lab File ID: 7SMH0621.D
Analysis Type:
Lab Sample ID: l6
Method: \\cansvr11\dd\chem\MSS\a4hp7.i\90621a.b\8270C-625.m

Injection Date: 21-JUN-2009 09:23
Init. Cal. Date(s): 18-JUN-2009 19-JUN-2009
Init. Cal. Times: 15:35 14:22
Quant Type: ISTD

COMPOUND	RRF / AMOUNT	RF5	CCAL RRF5	MIN RRF	%D / %DRIFT	MAX %D / %DRIFT	CURVE TYPE
9 Pyridine	1.87049	2.00355	2.00355	0.010	-7.11369	50.00000	Averaged
10 N-Nitrosodimethylamine	1.10724	1.08611	1.08611	0.010	1.90867	50.00000	Averaged
11 Ethyl methacrylate	1.75227	1.73587	1.73587	0.010	0.93642	50.00000	Averaged
12 3-Chloropropionitrile	1.01679	0.94683	0.94683	0.010	6.88073	50.00000	Averaged
13 Malononitrile	2.51181	2.21339	2.21339	0.010	11.88079	50.00000	Averaged
209 Benzaldehyde	1.50454	1.19802	1.19802	0.010	20.37303	50.00000	Averaged
21 Aniline	2.95157	2.79033	2.79033	0.010	5.46277	50.00000	Averaged
22 Phenol	2.55001	2.38779	2.38779	0.010	6.36148	20.00000	Averaged
23 bis(2-Chloroethyl)ether	2.18983	1.93446	1.93446	0.010	11.66141	50.00000	Averaged
24 2-Chlorophenol	1.52864	1.46518	1.46518	0.010	4.15166	50.00000	Averaged
26 1,3-Dichlorobenzene	1.39821	1.37641	1.37641	0.010	1.55894	50.00000	Averaged
27 1,4-Dichlorobenzene	1.40272	1.33773	1.33773	0.010	4.63296	20.00000	Averaged
28 1,2-Dichlorobenzene	1.38826	1.28907	1.28907	0.010	7.14487	50.00000	Averaged
29 Benzyl Alcohol	1.14839	0.95171	0.95171	0.010	17.12687	50.00000	Averaged
30 2-Methylphenol	1.71222	1.48855	1.48855	0.010	13.06312	50.00000	Averaged
31 bis(2-Chloroisopropyl)ether	2.46849	2.07602	2.07602	0.010	15.89920	50.00000	Averaged
37 Acetophenone	2.53746	2.25166	2.25166	0.010	11.26323	50.00000	Averaged
32 N-Nitroso-di-n-propylamine	1.71144	1.56126	1.56126	0.050	8.77508	50.00000	Averaged
192 4-Methylphenol	1.83342	1.72946	1.72946	0.010	5.67038	50.00000	Averaged
34 Hexachloroethane	0.62678	0.56182	0.56182	0.010	10.36457	50.00000	Averaged
35 Nitrobenzene	0.56370	0.51884	0.51884	0.010	7.95803	50.00000	Averaged
41 Isophorone	1.01213	0.94677	0.94677	0.010	6.45825	50.00000	Averaged
42 2-Nitrophenol	0.20467	0.20531	0.20531	0.010	-0.31276	20.00000	Averaged
43 2,4-Dimethylphenol	0.47930	0.46444	0.46444	0.010	3.10214	50.00000	Averaged
44 bis(2-Chloroethoxy)methane	0.54212	0.49497	0.49497	0.010	8.69623	50.00000	Averaged
46 2,4-Toluenediamene	5.00000	0.94064	0.03511	0.010	81.18721	0.000e+000	Quadratic
47 1,3,5-Trichlorobenzene	0.34437	0.37698	0.37698	0.010	-9.46782	50.00000	Averaged
48 2,4-Dichlorophenol	0.27882	0.27421	0.27421	0.010	1.65452	20.00000	Averaged
49 Benzoic Acid	0.25401	0.24912	0.24912	0.010	1.92404	50.00000	Averaged
50 1,2,4-Trichlorobenzene	0.28652	0.28297	0.28297	0.010	1.23946	50.00000	Averaged
51 Naphthalene	1.10776	1.02938	1.02938	0.010	7.07532	50.00000	Averaged
52 4-Chloroaniline	0.48895	0.42877	0.42877	0.010	12.30893	50.00000	Averaged
56 Hexachlorobutadiene	0.15283	0.15219	0.15219	0.010	0.41956	20.00000	Averaged
210 Caprolactam	0.13095	0.12853	0.12853	0.010	1.84612	50.00000	Averaged
57 1,2,3-Trichlorobenzene	0.26726	0.26074	0.26074	0.010	2.43740	50.00000	Averaged
59 4-Chloro-3-Methylphenol	0.40975	0.39161	0.39161	0.010	4.42725	20.00000	Averaged
62 2-Methylnaphthalene	0.65358	0.62191	0.62191	0.010	4.84565	50.00000	Averaged
63 1-Methylnaphthalene	0.66233	0.62255	0.62255	0.010	6.00613	50.00000	Averaged
64 Hexachlorocyclopentadiene	0.32177	0.25082	0.25082	0.050	22.05078	50.00000	Averaged
66 2,4,6-Trichlorophenol	0.37590	0.38037	0.38037	0.010	-1.18970	20.00000	Averaged
67 2,4,5-Trichlorophenol	0.39902	0.41166	0.41166	0.010	-3.17005	50.00000	Averaged
211 1,1'-Biphenyl	1.54705	1.52789	1.52789	0.010	1.23873	50.00000	Averaged

TestAmerica North Canton

CONTINUING CALIBRATION COMPOUNDS

Instrument ID: a4hp7.i
Lab File ID: 7SMH0621.D
Analysis Type:
Lab Sample ID: 16
Method: \\cansvr11\dd\chem\MSS\a4hp7.i\90621a.b\8270C-625.m

Injection Date: 21-JUN-2009 09:23
Init. Cal. Date(s): 18-JUN-2009 19-JUN-2009
Init. Cal. Times: 15:35 14:22
Quant Type: ISTD

COMPOUND	RRF / AMOUNT	RF5	CCAL RRF5	MIN RRF	%D / %DRIFT	MAX %D / %DRIFT	CURVE TYPE
68 1,2,3,5-Tetrachlorobenzene	0.52230	0.51496	0.51496	0.010	1.40612	50.00000	Averaged
70 2-Chloronaphthalene	1.15701	1.07051	1.07051	0.010	7.47600	50.00000	Averaged
73 2-Nitroaniline	0.59754	0.56729	0.56729	0.010	5.06185	50.00000	Averaged
74 1,2,3,4-Tetrachlorobenzene	0.49610	0.48530	0.48530	0.010	2.17783	50.00000	Averaged
76 Dimethylphthalate	1.32828	1.29143	1.29143	0.010	2.77439	50.00000	Averaged
78 2,6-Dinitrotoluene	0.30483	0.30335	0.30335	0.010	0.48579	50.00000	Averaged
79 Acenaphthylene	1.98723	1.92861	1.92861	0.010	2.94950	50.00000	Averaged
80 1,2-Dinitrobenzene	0.15526	0.15680	0.15680	0.010	-0.99320	50.00000	Averaged
81 3-Nitroaniline	0.35318	0.33460	0.33460	0.010	5.25994	50.00000	Averaged
82 Acenaphthene	1.25412	1.20611	1.20611	0.010	3.82825	20.00000	Averaged
83 2,4-Dinitrophenol	10.00000	8.73511	0.21853	0.050	12.64893	0.000e+000	Quadratic
85 4-Nitrophenol	0.24106	0.22175	0.22175	0.050	8.01210	50.00000	Averaged
86 Dibenzofuran	1.70182	1.64031	1.64031	0.010	3.61395	50.00000	Averaged
87 2,4-Dinitrotoluene	0.40529	0.40290	0.40290	0.010	0.58820	50.00000	Averaged
91 2,3,5,6-Tetrachlorophenol	0.31349	0.29837	0.29837	0.010	4.82349	50.00000	Averaged
93 Diethylphthalate	1.36894	1.31225	1.31225	0.010	4.14120	50.00000	Averaged
94 Fluorene	1.41827	1.36245	1.36245	0.010	3.93599	50.00000	Averaged
95 4-Chlorophenyl-phenylether	0.62616	0.61239	0.61239	0.010	2.19853	50.00000	Averaged
96 4-Nitroaniline	0.38043	0.36028	0.36028	0.010	5.29512	50.00000	Averaged
98 4,6-Dinitro-2-methylphenol	5.00000	4.67845	0.15464	0.010	6.43096	0.000e+000	Quadratic
99 N-Nitrosodiphenylamine	0.62993	0.59906	0.59906	0.010	4.90139	20.00000	Averaged
100 1,2-Diphenylhydrazine	1.35025	1.21825	1.21825	0.010	9.77562	50.00000	Averaged
106 4-Bromophenyl-phenylether	0.19743	0.18948	0.18948	0.010	4.02705	50.00000	Averaged
107 Hexachlorobenzene	0.18134	0.17155	0.17155	0.010	5.39977	50.00000	Averaged
212 Atrazine	0.17153	0.16102	0.16102	0.010	6.13036	50.00000	Averaged
111 Pentachlorophenol	0.13712	0.11642	0.11642	0.010	15.09619	20.00000	Averaged
115 Phenanthrene	1.20264	1.10942	1.10942	0.010	7.75128	50.00000	Averaged
116 Anthracene	1.19256	1.12545	1.12545	0.010	5.62710	50.00000	Averaged
119 Carbazole	1.14822	1.06899	1.06899	0.010	6.89986	50.00000	Averaged
120 Di-n-Butylphthalate	1.44616	1.37146	1.37146	0.010	5.16543	50.00000	Averaged
123 Fluoranthene	1.26295	1.18893	1.18893	0.010	5.86121	20.00000	Averaged
124 Benzidine	0.88054	0.65891	0.65891	0.010	25.17000	50.00000	Averaged
125 Pyrene	1.60655	1.52729	1.52729	0.010	4.93382	50.00000	Averaged
131 Butylbenzylphthalate	0.76289	0.72505	0.72505	0.010	4.96075	50.00000	Averaged
133 3,3'-Dimethoxybenzidine	0.28286	0.26912	0.26912	0.010	4.85772	50.00000	Averaged
135 3,3'-Dichlorobenzidine	0.51070	0.49329	0.49329	0.010	3.40861	50.00000	Averaged
136 Benzo(a)Anthracene	1.49044	1.37803	1.37803	0.010	7.54238	50.00000	Averaged
137 Chrysene	1.40718	1.30914	1.30914	0.010	6.96729	50.00000	Averaged
138 4,4'-Methylene bis(o-chloro	0.28790	0.27133	0.27133	0.010	5.75511	50.00000	Averaged
139 bis(2-ethylhexyl)Phthalate	1.11341	1.03004	1.03004	0.010	7.48827	50.00000	Averaged
140 Di-n-octylphthalate	1.92931	1.84177	1.84177	0.010	4.53749	20.00000	Averaged
141 Benzo(b)fluoranthene	5.00000	4.52002	1.28878	0.010	9.59968	0.000e+000	Quadratic

TestAmerica North Canton

CONTINUING CALIBRATION COMPOUNDS

Instrument ID: a4hp7.i
Lab File ID: 7SMH0621.D
Analysis Type:
Lab Sample ID: 16
Injection Date: 21-JUN-2009 09:23
Init. Cal. Date(s): 18-JUN-2009 19-JUN-2009
Init. Cal. Times: 15:35 14:22
Quant Type: ISTD
Method: \\cansvr11\dd\chem\MSS\a4hp7.i\90621a.b\8270C-625.m

COMPOUND	RRF / AMOUNT	RF5	CCAL RRF5	MIN RRF	%D / %DRIFT	MAX %D / %DRIFT	CURVE TYPE
142 Benzo(k)fluoranthene	1.47937	1.47228	1.47228	0.010	0.47954	50.00000	Averaged
146 Benzo(a)pyrene	1.34752	1.25434	1.25434	0.010	6.91465	20.00000	Averaged
149 Indeno(1,2,3-cd)pyrene	1.42510	1.37053	1.37053	0.010	3.82916	50.00000	Averaged
150 Dibenz(a,h)anthracene	5.00000	4.74580	1.15787	0.010	5.08401	0.000e+000	Quadratic
151 Benzo(g,h,i)perylene	1.17124	1.12214	1.12214	0.010	4.19210	50.00000	Averaged
198 1,4-Dioxane	0.62256	0.66190	0.66190	0.010	-6.31993	50.00000	Averaged
$ 154 Nitrobenzene-d5	0.55687	0.50553	0.50553	0.010	9.21948	50.00000	Averaged
$ 155 2-Fluorobiphenyl	1.36793	1.29167	1.29167	0.010	5.57452	50.00000	Averaged
$ 156 Terphenyl-d14	0.96815	0.90169	0.90169	0.010	6.86469	50.00000	Averaged
$ 157 Phenol-d5	2.30460	2.15215	2.15215	0.010	6.61477	50.00000	Averaged
$ 158 2-Fluorophenol	1.44944	1.43422	1.43422	0.010	1.04992	50.00000	Averaged
$ 159 2,4,6-Tribromophenol	0.11847	0.12137	0.12137	0.010	-2.45173	50.00000	Averaged
$ 186 2-Chlorophenol-d4	1.36658	1.30311	1.30311	0.010	4.64475	50.00000	Averaged
$ 187 1,2-Dichlorobenzene-d4	0.91807	0.84615	0.84615	0.010	7.83391	50.00000	Averaged
M 195 Cresols, total	3.54565	3.21802	3.21802	0.010	9.24040	50.00000	Averaged
101 Diphenylamine	0.62993	0.59906	0.59906	0.010	4.90139	50.00000	Averaged

5B

SEMIVOLATILE ORGANIC GC/MS TUNING AND MASS CALIBRATION - DECAFLUOROTRIPHENYLPHOSPHINE (DFTPP)

Lab Name: NORTH CANTON Contract:

Lab Code: TALCAN Case No.: SAS No.: SDG No.: 9F11135

Lab File ID: 7DF0622 DFTPP Injection Date: 06/22/09

Instrument ID: A4HP7 DFTPP Injection Time: 0958

m/e	ION ABUNDANCE CRITERIA	% RELATIVE ABUNDANCE
51	30.0 - 80.0% of mass 198	56.7
68	Less than 2.0% of mass 69	0.2 (0.3)1
69	Mass 69 relative abundance	71.6
70	Less than 2.0% of mass 69	0.3 (0.4)1
127	25.0 - 75.0% of mass 198	54.6
197	Less than 1.0% of mass 198	0.0
198	Base Peak, 100% relative abundance	100.0
199	5.0 - 9.0% of mass 198	6.8
275	10.0 - 30.0% of mass 198	24.6
365	Greater than 0.75% of mass 198	2.0
441	Present, but less than mass 443	8.2
442	40.0 - 110.0% of mass 198	55.9
443	15.0 - 24.0% of mass 442	10.8 (19.3)2

1-Value is % of mass 69 2-Value is % of mass 442

THIS TUNE APPLIES TO THE FOLLOWING SAMPLES, MS, MSD, BLANKS, AND STANDARDS:

	EPA SAMPLE NO.	LAB SAMPLE ID	LAB FILE ID	DATE ANALYZED	TIME ANALYZED
01	SSTD006	L6	7SMH0622	06/22/09	1016
02	ILSD-4	LEN871AD	LEN871AD	06/22/09	2003
03	ILSD-14	LEN9X1AG	LEN9X1AG	06/22/09	2023
04	MHSD-7A	LETQX1AG	LETQX1AG	06/22/09	2043
05	ILSD-8	LEN9T1AG	LEN9T1AG	06/22/09	2103
06	ILSD-7	LETQ51AG	LETQ51AG	06/22/09	2123
07	ILSD-14D	LEN901AG	LEN901AG	06/22/09	2142
08					
09					
10					
11					
12					
13					
14					
15					
16					
17					
18					
19					
20					
21					
22					

TestAmerica North Canton

CONTINUING CALIBRATION COMPOUNDS

Instrument ID: a4hp7.i
Lab File ID: 7SMH0622.D
Analysis Type:
Lab Sample ID: l6
Method: \\cansvr11\dd\chem\MSS\a4hp7.i\90622a.b\8270C-625.m

Injection Date: 22-JUN-2009 10:16
Init. Cal. Date(s): 18-JUN-2009 19-JUN-2009
Init. Cal. Times: 15:35 14:22
Quant Type: ISTD

COMPOUND	RRF / AMOUNT	RF5	CCAL RRF5	MIN RRF	%D / %DRIFT	MAX %D / %DRIFT	CURVE TYPE	
9 Pyridine	1.87049	1.89104	1.89104	0.010	-1.09866	50.00000	Averaged	
10 N-Nitrosodimethylamine	1.10724	1.04652	1.04652	0.010	5.48424	50.00000	Averaged	
11 Ethyl methacrylate	1.75227	1.65513	1.65513	0.010	5.54390	50.00000	Averaged	
12 3-Chloropropionitrile	1.01679	0.92976	0.92976	0.010	8.55949	50.00000	Averaged	
13 Malononitrile	2.51181	2.19729	2.19729	0.010	12.52147	50.00000	Averaged	
209 Benzaldehyde	1.50454	1.27708	1.27708	0.010	15.11790	50.00000	Averaged	
21 Aniline	2.95157	2.79521	2.79521	0.010	5.29731	50.00000	Averaged	
22 Phenol	2.55001	2.37710	2.37710	0.010	6.78080	20.00000	Averaged	
23 bis(2-Chloroethyl)ether	2.18983	1.89522	1.89522	0.010	13.45343	50.00000	Averaged	
24 2-Chlorophenol	1.52864	1.41594	1.41594	0.010	7.37250	50.00000	Averaged	
26 1,3-Dichlorobenzene	1.39821	1.33097	1.33097	0.010	4.80867	50.00000	Averaged	
27 1,4-Dichlorobenzene	1.40272	1.24099	1.24099	0.010	11.52922	20.00000	Averaged	
28 1,2-Dichlorobenzene	1.38826	1.27999	1.27999	0.010	7.79901	50.00000	Averaged	
29 Benzyl Alcohol	1.14839	0.50653	0.50653	0.010	55.89177	50.00000	Averaged	<-
30 2-Methylphenol	1.71222	1.60012	1.60012	0.010	6.54719	50.00000	Averaged	
31 bis(2-Chloroisopropyl)ether	2.46849	2.05588	2.05588	0.010	16.71494	50.00000	Averaged	
37 Acetophenone	2.53746	2.20215	2.20215	0.010	13.21428	50.00000	Averaged	
32 N-Nitroso-di-n-propylamine	1.71144	1.55862	1.55862	0.050	8.92942	50.00000	Averaged	
192 4-Methylphenol	1.83342	1.75247	1.75247	0.010	4.41562	50.00000	Averaged	
34 Hexachloroethane	0.62678	0.56350	0.56350	0.010	10.09587	50.00000	Averaged	
35 Nitrobenzene	0.56370	0.51627	0.51627	0.010	8.41474	50.00000	Averaged	
41 Isophorone	1.01213	0.96905	0.96905	0.010	4.25647	50.00000	Averaged	
42 2-Nitrophenol	0.20467	0.20778	0.20778	0.010	-1.51601	20.00000	Averaged	
43 2,4-Dimethylphenol	0.47930	0.47057	0.47057	0.010	1.82206	50.00000	Averaged	
44 bis(2-Chloroethoxy)methane	0.54212	0.50668	0.50668	0.010	6.53622	50.00000	Averaged	
46 2,4-Toluenediamene	5.00000	1.81285	0.05973	0.010	63.74310	0.000e+000	Quadratic	
47 1,3,5-Trichlorobenzene	0.34437	0.38091	0.38091	0.010	-10.61024	50.00000	Averaged	
48 2,4-Dichlorophenol	0.27882	0.27451	0.27451	0.010	1.54500	20.00000	Averaged	
49 Benzoic Acid	0.25401	0.24370	0.24370	0.010	4.05986	50.00000	Averaged	
50 1,2,4-Trichlorobenzene	0.28652	0.28434	0.28434	0.010	0.76160	50.00000	Averaged	
51 Naphthalene	1.10776	1.03914	1.03914	0.010	6.19389	50.00000	Averaged	
52 4-Chloroaniline	0.48895	0.43297	0.43297	0.010	11.44866	50.00000	Averaged	
56 Hexachlorobutadiene	0.15283	0.15294	0.15294	0.010	-0.07326	20.00000	Averaged	
210 Caprolactam	0.13095	0.13221	0.13221	0.010	-0.96315	50.00000	Averaged	
57 1,2,3-Trichlorobenzene	0.26726	0.25987	0.25987	0.010	2.76205	50.00000	Averaged	
59 4-Chloro-3-Methylphenol	0.40975	0.39677	0.39677	0.010	3.16830	20.00000	Averaged	
62 2-Methylnaphthalene	0.65358	0.62926	0.62926	0.010	3.72026	50.00000	Averaged	
63 1-Methylnaphthalene	0.66233	0.63456	0.63456	0.010	4.19189	50.00000	Averaged	
64 Hexachlorocyclopentadiene	0.32177	0.20504	0.20504	0.050	36.27852	50.00000	Averaged	
66 2,4,6-Trichlorophenol	0.37590	0.36601	0.36601	0.010	2.63139	20.00000	Averaged	
67 2,4,5-Trichlorophenol	0.39902	0.40844	0.40844	0.010	-2.36157	50.00000	Averaged	
211 1,1'-Biphenyl	1.54705	1.49955	1.49955	0.010	3.07053	50.00000	Averaged	

TestAmerica North Canton

CONTINUING CALIBRATION COMPOUNDS

Instrument ID: a4hp7.i Injection Date: 22-JUN-2009 10:16
Lab File ID: 7SMH0622.D Init. Cal. Date(s): 18-JUN-2009 19-JUN-2009
Analysis Type: Init. Cal. Times: 15:35 14:22
Lab Sample ID: l6 Quant Type: ISTD
Method: \\cansvr11\dd\chem\MSS\a4hp7.i\90622a.b\8270C-625.m

COMPOUND	RRF / AMOUNT	RF5	CCAL RRF5	MIN RRF	%D / %DRIFT	MAX %D / %DRIFT	CURVE TYPE
68 1,2,3,5-Tetrachlorobenzene	0.52230	0.50504	0.50504	0.010	3.30397	50.00000	Averaged
70 2-Chloronaphthalene	1.15701	1.06986	1.06986	0.010	7.53261	50.00000	Averaged
73 2-Nitroaniline	0.59754	0.55209	0.55209	0.010	7.60526	50.00000	Averaged
74 1,2,3,4-Tetrachlorobenzene	0.49610	0.48379	0.48379	0.010	2.48196	50.00000	Averaged
76 Dimethylphthalate	1.32828	1.28967	1.28967	0.010	2.90640	50.00000	Averaged
78 2,6-Dinitrotoluene	0.30483	0.30061	0.30061	0.010	1.38362	50.00000	Averaged
79 Acenaphthylene	1.98723	1.91353	1.91353	0.010	3.70854	50.00000	Averaged
80 1,2-Dinitrobenzene	0.15526	0.15675	0.15675	0.010	-0.95745	50.00000	Averaged
81 3-Nitroaniline	0.35318	0.33208	0.33208	0.010	5.97391	50.00000	Averaged
82 Acenaphthene	1.25412	1.18503	1.18503	0.010	5.50934	20.00000	Averaged
83 2,4-Dinitrophenol	10.00000	8.68409	0.21715	0.050	13.15905	0.000e+000	Quadratic
85 4-Nitrophenol	0.24106	0.21696	0.21696	0.050	9.99850	50.00000	Averaged
86 Dibenzofuran	1.70182	1.61939	1.61939	0.010	4.84356	50.00000	Averaged
87 2,4-Dinitrotoluene	0.40529	0.39792	0.39792	0.010	1.81677	50.00000	Averaged
91 2,3,5,6-Tetrachlorophenol	0.31349	0.28827	0.28827	0.010	8.04261	50.00000	Averaged
93 Diethylphthalate	1.36894	1.32735	1.32735	0.010	3.03766	50.00000	Averaged
94 Fluorene	1.41827	1.35096	1.35096	0.010	4.74601	50.00000	Averaged
95 4-Chlorophenyl-phenylether	0.62616	0.61980	0.61980	0.010	1.01564	50.00000	Averaged
96 4-Nitroaniline	0.38043	0.35914	0.35914	0.010	5.59606	50.00000	Averaged
98 4,6-Dinitro-2-methylphenol	5.00000	4.78123	0.15829	0.010	4.37532	0.000e+000	Quadratic
99 N-Nitrosodiphenylamine	0.62993	0.61729	0.61729	0.010	2.00632	20.00000	Averaged
100 1,2-Diphenylhydrazine	1.35025	1.24404	1.24404	0.010	7.86587	50.00000	Averaged
106 4-Bromophenyl-phenylether	0.19743	0.19482	0.19482	0.010	1.32609	50.00000	Averaged
107 Hexachlorobenzene	0.18134	0.17578	0.17578	0.010	3.06297	50.00000	Averaged
212 Atrazine	0.17153	0.16889	0.16889	0.010	1.54082	50.00000	Averaged
111 Pentachlorophenol	0.13712	0.11439	0.11439	0.010	16.57862	20.00000	Averaged
115 Phenanthrene	1.20264	1.13737	1.13737	0.010	5.42732	50.00000	Averaged
116 Anthracene	1.19256	1.15094	1.15094	0.010	3.48982	50.00000	Averaged
119 Carbazole	1.14822	1.11885	1.11885	0.010	2.55743	50.00000	Averaged
120 Di-n-Butylphthalate	1.44616	1.41295	1.41295	0.010	2.29665	50.00000	Averaged
123 Fluoranthene	1.26295	1.22261	1.22261	0.010	3.19441	20.00000	Averaged
124 Benzidine	0.88054	0.74813	0.74813	0.010	15.03736	50.00000	Averaged
125 Pyrene	1.60655	1.49027	1.49027	0.010	7.23785	50.00000	Averaged
131 Butylbenzylphthalate	0.76289	0.72939	0.72939	0.010	4.39177	50.00000	Averaged
133 3,3'-Dimethoxybenzidine	0.28286	0.28403	0.28403	0.010	-0.41163	50.00000	Averaged
135 3,3'-Dichlorobenzidine	0.51070	0.51240	0.51240	0.010	-0.33290	50.00000	Averaged
136 Benzo(a)Anthracene	1.49044	1.39307	1.39307	0.010	6.53328	50.00000	Averaged
137 Chrysene	1.40718	1.30035	1.30035	0.010	7.59194	50.00000	Averaged
138 4,4'-Methylene bis(o-chloro	0.28790	0.28286	0.28286	0.010	1.75013	50.00000	Averaged
139 bis(2-ethylhexyl)Phthalate	1.11341	1.03548	1.03548	0.010	6.99969	50.00000	Averaged
140 Di-n-octylphthalate	1.92931	1.90241	1.90241	0.010	1.39464	20.00000	Averaged
141 Benzo(b)fluoranthene	5.00000	4.70757	1.34397	0.010	5.84866	0.000e+000	Quadratic

TestAmerica North Canton

CONTINUING CALIBRATION COMPOUNDS

Instrument ID: a4hp7.i
Lab File ID: 7SMH0622.D
Analysis Type:
Lab Sample ID: 16
Injection Date: 22-JUN-2009 10:16
Init. Cal. Date(s): 18-JUN-2009 19-JUN-2009
Init. Cal. Times: 15:35 14:22
Quant Type: ISTD
Method: \\cansvr11\dd\chem\MSS\a4hp7.i\90622a.b\8270C-625.m

COMPOUND	RRF / AMOUNT	RF5	CCAL RRF5	MIN RRF	%D / %DRIFT	MAX %D / %DRIFT	CURVE TYPE
142 Benzo(k)fluoranthene	1.47937	1.42812	1.42812	0.010	3.46445	50.00000	Averaged
146 Benzo(a)pyrene	1.34752	1.27374	1.27374	0.010	5.47529	20.00000	Averaged
149 Indeno(1,2,3-cd)pyrene	1.42510	1.38101	1.38101	0.010	3.09381	50.00000	Averaged
150 Dibenz(a,h)anthracene	5.00000	4.81162	1.17457	0.010	3.76756	0.000e+000	Quadratic
151 Benzo(g,h,i)perylene	1.17124	1.11366	1.11366	0.010	4.91592	50.00000	Averaged
198 1,4-Dioxane	0.62256	0.62071	0.62071	0.010	0.29666	50.00000	Averaged
$ 154 Nitrobenzene-d5	0.55687	0.50163	0.50163	0.010	9.92045	50.00000	Averaged
$ 155 2-Fluorobiphenyl	1.36793	1.28517	1.28517	0.010	6.05026	50.00000	Averaged
$ 156 Terphenyl-d14	0.96815	0.89989	0.89989	0.010	7.05127	50.00000	Averaged
$ 157 Phenol-d5	2.30460	2.13949	2.13949	0.010	7.16431	50.00000	Averaged
$ 158 2-Fluorophenol	1.44944	1.36421	1.36421	0.010	5.87974	50.00000	Averaged
$ 159 2,4,6-Tribromophenol	0.11847	0.11689	0.11689	0.010	1.33340	50.00000	Averaged
$ 186 2-Chlorophenol-d4	1.36658	1.25432	1.25432	0.010	8.21496	50.00000	Averaged
$ 187 1,2-Dichlorobenzene-d4	0.91807	0.82645	0.82645	0.010	9.97946	50.00000	Averaged
M 195 Cresols, total	3.54565	3.35259	3.35259	0.010	5.44497	50.00000	Averaged
101 Diphenylamine	0.62993	0.61729	0.61729	0.010	2.00632	50.00000	Averaged

5B

SEMIVOLATILE ORGANIC GC/MS TUNING AND MASS CALIBRATION - DECAFLUOROTRIPHENYLPHOSPHINE (DFTPP)

Lab Name: NORTH CANTON Contract:

Lab Code: TALCAN Case No.: SAS No.: SDG No.: 9F11135

Lab File ID: 1DF0610 DFTPP Injection Date: 06/10/09

Instrument ID: A4HP10 DFTPP Injection Time: 1118

m/e	ION ABUNDANCE CRITERIA	% RELATIVE ABUNDANCE
51	30.0 - 80.0% of mass 198	38.8
68	Less than 2.0% of mass 69	0.0 (0.0)1
69	Mass 69 relative abundance	39.9
70	Less than 2.0% of mass 69	0.2 (0.5)1
127	25.0 - 75.0% of mass 198	52.2
197	Less than 1.0% of mass 198	0.0
198	Base Peak, 100% relative abundance	100.0
199	5.0 - 9.0% of mass 198	7.0
275	10.0 - 30.0% of mass 198	23.8
365	Greater than 0.75% of mass 198	2.5
441	Present, but less than mass 443	11.0
442	40.0 - 110.0% of mass 198	68.3
443	15.0 - 24.0% of mass 442	13.7 (20.0)2

1-Value is % of mass 69 2-Value is % of mass 442

THIS TUNE APPLIES TO THE FOLLOWING SAMPLES, MS, MSD, BLANKS, AND STANDARDS:

	EPA SAMPLE NO.	LAB SAMPLE ID	LAB FILE ID	DATE ANALYZED	TIME ANALYZED
01	SSTD005	L5	1SMM0610	06/10/09	1138
02	SSTD004	L4	1SM0610	06/10/09	1157
03	SSTD003	L3	1SML0610	06/10/09	1216
04	SSTD002	L2	1SL0610	06/10/09	1235
05	SSTD009	L9	1HHH0610	06/10/09	1314
06	SSTD008	L8	1SHH0610	06/10/09	1333
07	SSTD007	L7	1SH0610	06/10/09	1353
08	SSTD001	L1	1SLL0610	06/10/09	1412
09	SSTD006	L6	1SMH0610	06/10/09	1431
10					
11					
12					
13					
14					
15					
16					
17					
18					
19					
20					
21					
22					

Report Date : 11-Jun-2009 10:11

TestAmerica North Canton

INITIAL CALIBRATION DATA

Start Cal Date : 10-JUN-2009 11:38
End Cal Date : 10-JUN-2009 17:25
Quant Method : ISTD
Target Version : 4.14
Integrator : HP RTE
Method file : \\cansvr11\dd\chem\MSS\a4hp10.i\90610a.b\8270C-625.m
Last Edit : 10-Jun-2009 17:56 gruberj

Calibration File Names:
Level 1: \\cansvr11\dd\chem\MSS\a4hp10.i\90610a.b\1SLL0610.D
Level 2: \\cansvr11\dd\chem\MSS\a4hp10.i\90610a.b\1TL0610.D
Level 3: \\cansvr11\dd\chem\MSS\a4hp10.i\90610a.b\1TML0610.D
Level 4: \\cansvr11\dd\chem\MSS\a4hp10.i\90610a.b\1TM0610.D
Level 5: \\cansvr11\dd\chem\MSS\a4hp10.i\90610a.b\1TMM0610.D
Level 6: \\cansvr11\dd\chem\MSS\a4hp10.i\90610a.b\1TMH0610.D
Level 7: \\cansvr11\dd\chem\MSS\a4hp10.i\90610a.b\1TH0610.D
Level 8: \\cansvr11\dd\chem\MSS\a4hp10.i\90610a.b\1THH0610.D
Level 9: \\cansvr11\dd\chem\MSS\a4hp10.i\90610a.b\1THHH0610.D

Compound	0.0500000 Level 1	0.2500000 Level 2	0.5000000 Level 3	1.0000 Level 4	2.5000 Level 5	5.0000 Level 6	Curve	Coefficients b	m1	m2	%RSD or R^2	
	7.5000 Level 7	10.0000 Level 8	12.5000 Level 9									
198 1,4-Dioxane	+++++	0.57065	0.53345	0.52922	0.53552	0.50821						
	0.53943	0.53046	0.50346				AVRG		0.53130		3.86402	<-
7 N-Nitrosomorpholine	+++++	+++++	+++++	+++++	+++++	+++++						
	+++++	+++++	+++++				AVRG		0.000e+000		0.000e+000	<-
8 Ethyl methanesulfonate	+++++	+++++	+++++	+++++	+++++	+++++						
	+++++	+++++	+++++				AVRG		0.000e+000		0.000e+000	<-

TestAmerica North Canton

INITIAL CALIBRATION DATA

Start Cal Date : 10-JUN-2009 11:38
End Cal Date : 10-JUN-2009 17:25
Quant Method : ISTD
Target Version : 4.14
Integrator : HP RTE
Method file : \\cansvr11\dd\chem\MSS\a4hp10.i\90610a.b\8270C-625.m
Last Edit : 10-Jun-2009 17:56 gruberj

Compound	0.0500000 Level 1	0.2500000 Level 2	0.5000000 Level 3	1.0000 Level 4	2.5000 Level 5	5.0000 Level 6	Curve	Coefficients b	Coefficients m1	Coefficients m2	%RSD or R^2	
	7.5000 Level 7	10.0000 Level 8	12.5000 Level 9									
9 Pyridine	+++++	1.33592	1.37748	1.31442	1.36845	1.35823						
	1.45039	1.42537	1.37531				AVRG		1.37570		3.22098	<-
10 N-Nitrosodimethylamine	+++++	0.76250	0.73297	0.71928	0.72412	0.74205						
	0.79252	0.76363	0.72153				AVRG		0.74482		3.48352	<-
11 Ethyl methacrylate	+++++	+++++	+++++	+++++	+++++	+++++						
	+++++	+++++	+++++				AVRG		0.000e+000		0.000e+000	<-
12 3-Chloropropionitrile	+++++	0.99446	0.90648	0.83931	0.85042	0.85548						
	0.91002	0.86362	0.82435				AVRG		0.88052		6.24979	<-
13 Malononitrile	+++++	+++++	+++++	+++++	+++++	+++++						
	+++++	+++++	+++++				AVRG		0.000e+000		0.000e+000	<-
14 2-Picoline	+++++	+++++	+++++	+++++	+++++	+++++						
	+++++	+++++	+++++				AVRG		0.000e+000		0.000e+000	<-
15 N-Nitrosomethylethylamine	+++++	+++++	+++++	+++++	+++++	+++++						
	+++++	+++++	+++++				AVRG		0.000e+000		0.000e+000	<-

TestAmerica North Canton

INITIAL CALIBRATION DATA

Start Cal Date : 10-JUN-2009 11:38
End Cal Date : 10-JUN-2009 17:25
Quant Method : ISTD
Target Version : 4.14
Integrator : HP RTE
Method file : \\cansvr11\dd\chem\MSS\a4hp10.i\90610a.b\8270C-625.m
Last Edit : 10-Jun-2009 17:56 gruberj

Compound	0.0500000 Level 1	0.2500000 Level 2	0.5000000 Level 3	1.0000 Level 4	2.5000 Level 5	5.0000 Level 6	Curve	Coefficients b	m1	m2	%RSD or R^2	
	7.5000 Level 7	10.0000 Level 8	12.5000 Level 9									
16 Methyl methanesulfonate	+++++	+++++	+++++	+++++	+++++	+++++						
	+++++	+++++	+++++				AVRG		0.000e+000		0.000e+000	<-
18 1,3-Dichloro-2-propanol	+++++	+++++	+++++	+++++	+++++	+++++						
	+++++	+++++	+++++				AVRG		0.000e+000		0.000e+000	<-
19 N-Nitrosodiethylamine	+++++	+++++	+++++	+++++	+++++	+++++						
	+++++	+++++	+++++				AVRG		0.000e+000		0.000e+000	<-
21 Aniline	+++++	2.04925	1.99931	2.00574	2.14747	2.12083						
	2.44488	2.37290	2.22911				AVRG		2.17119		7.66422	<-
22 Phenol	+++++	1.90314	1.85609	1.77847	1.86190	1.80927						
	1.96519	1.89855	1.83559				AVRG		1.86352		3.15182	<-
23 bis(2-Chloroethyl)ether	+++++	1.79329	1.62100	1.48470	1.40880	1.45452						
	1.44426	1.42900	1.46305				AVRG		1.51233		8.64235	<-
24 2-Chlorophenol	+++++	1.53956	1.45626	1.41885	1.43757	1.41656						
	1.54922	1.52260	1.43929				AVRG		1.47249		3.76251	<-

TestAmerica North Canton

INITIAL CALIBRATION DATA

Start Cal Date : 10-JUN-2009 11:38
End Cal Date : 10-JUN-2009 17:25
Quant Method : ISTD
Target Version : 4.14
Integrator : HP RTE
Method file : \\cansvr11\dd\chem\MSS\a4hp10.i\90610a.b\8270C-625.m
Last Edit : 10-Jun-2009 17:56 gruberj

Compound	0.0500000 Level 1	0.2500000 Level 2	0.5000000 Level 3	1.0000 Level 4	2.5000 Level 5	5.0000 Level 6	Curve	Coefficients b	Coefficients m1	Coefficients m2	%RSD or R^2	
	7.5000 Level 7	10.0000 Level 8	12.5000 Level 9									
25 Pentachloroethane	+++++	+++++	+++++	+++++	+++++	+++++						
	+++++	+++++	+++++				AVRG		0.000e+000		0.000e+000	<-
26 1,3-Dichlorobenzene	+++++	1.62566	1.48916	1.42794	1.43647	1.41242						
	1.54209	1.44421	1.37895				AVRG		1.46961		5.45311	<-
27 1,4-Dichlorobenzene	+++++	1.55008	1.43176	1.35297	1.35980	1.34418						
	1.45241	1.37502	1.32046				AVRG		1.39833		5.41617	<-
28 1,2-Dichlorobenzene	+++++	1.53308	1.43139	1.34050	1.35668	1.32864						
	1.45020	1.38671	1.31972				AVRG		1.39336		5.28737	<-
29 Benzyl Alcohol	+++++	0.86656	0.87358	0.85526	0.88025	0.85840						
	0.95691	0.93301	0.90364				AVRG		0.89095		4.16204	<-
30 2-Methylphenol	+++++	1.27581	1.32217	1.23756	1.29316	1.27347						
	1.40291	1.36172	1.31131				AVRG		1.30976		4.02875	<-
31 bis(2-Chloroisopropyl)ether	+++++	2.21144	1.96174	1.87576	1.88151	1.86235						
	1.96582	1.85811	1.75860				AVRG		1.92192		6.96387	<-

TestAmerica North Canton

INITIAL CALIBRATION DATA

Start Cal Date : 10-JUN-2009 11:38
End Cal Date : 10-JUN-2009 17:25
Quant Method : ISTD
Target Version : 4.14
Integrator : HP RTE
Method file : \\cansvr11\dd\chem\MSS\a4hp10.i\90610a.b\8270C-625.m
Last Edit : 10-Jun-2009 17:56 gruberj

Compound	0.0500000 Level 1	0.2500000 Level 2	0.5000000 Level 3	1.0000 Level 4	2.5000 Level 5	5.0000 Level 6	Curve	Coefficients b	Coefficients m1	Coefficients m2	%RSD or R^2	
	7.5000 Level 7	10.0000 Level 8	12.5000 Level 9									
32 N-Nitroso-di-n-propylamine	+++++	0.95429	0.90825	0.89689	0.92806	0.90727						
	0.98472	0.95732	0.91472				AVRG		0.93144		3.30601	<-
M 195 Cresols, total	+++++	2.62209	2.60872	2.54540	2.63860	2.59903						
	2.87218	2.79183	2.68913				AVRG		2.67087		4.09357	<-
192 4-Methylphenol	+++++	1.34628	1.28656	1.30784	1.34545	1.32556						
	1.46927	1.43012	1.37782				AVRG		1.36111		4.55147	<-
193 3-Methylphenol	+++++	+++++	+++++	+++++	+++++	+++++						
	+++++	+++++	+++++				AVRG		0.000e+000		0.000e+000	<-
34 Hexachloroethane	+++++	0.57113	0.52829	0.51992	0.51204	0.50860						
	0.55410	0.52678	0.50271				AVRG		0.52795		4.45875	<-
35 Nitrobenzene	+++++	0.39782	0.36041	0.35524	0.36166	0.35083						
	0.39008	0.35662	0.34815				AVRG		0.36510		5.05918	<-
36 N-Nitrosopyrrolidine	+++++	+++++	+++++	+++++	+++++	+++++						
	+++++	+++++	+++++				AVRG		0.000e+000		0.000e+000	<-

TestAmerica North Canton

INITIAL CALIBRATION DATA

Start Cal Date : 10-JUN-2009 11:38
End Cal Date : 10-JUN-2009 17:25
Quant Method : ISTD
Target Version : 4.14
Integrator : HP RTE
Method file : \\cansvr11\dd\chem\MSS\a4hp10.i\90610a.b\8270C-625.m
Last Edit : 10-Jun-2009 17:56 gruberj

Compound	0.0500000 Level 1	0.2500000 Level 2	0.5000000 Level 3	1.0000 Level 4	2.5000 Level 5	5.0000 Level 6	Curve	Coefficients b	m1	m2	%RSD or R^2	
	7.5000 Level 7	10.0000 Level 8	12.5000 Level 9									
37 Acetophenone	+++++	1.87755	1.84965	1.77155	1.77067	1.77621						
	1.92154	1.85033	1.76972				AVRG		1.82340		3.24829	<-
39 o-Toluidine	+++++	+++++	+++++	+++++	+++++	+++++						
	+++++	+++++	+++++				AVRG		0.000e+000		0.000e+000	<-
40 N-Nitrosopiperidine	+++++	+++++	+++++	+++++	+++++	+++++						
	+++++	+++++	+++++				AVRG		0.000e+000		0.000e+000	<-
41 Isophorone	+++++	0.67609	0.66684	0.65592	0.67840	0.65842						
	0.74266	0.69645	0.68968				AVRG		0.68306		4.08574	<-
42 2-Nitrophenol	+++++	0.19079	0.18902	0.20026	0.20251	0.20226						
	0.22982	0.21343	0.21150				AVRG		0.20495		6.44918	<-
43 2,4-Dimethylphenol	+++++	0.35991	0.36290	0.36252	0.37096	0.35971						
	0.40153	0.38096	0.37532				AVRG		0.37173		3.85029	<-
44 bis(2-Chloroethoxy)methane	+++++	0.42036	0.39659	0.39741	0.39272	0.38682						
	0.43335	0.39487	0.39081				AVRG		0.40162		4.06036	<-

TestAmerica North Canton

INITIAL CALIBRATION DATA

Start Cal Date : 10-JUN-2009 11:38
End Cal Date : 10-JUN-2009 17:25
Quant Method : ISTD
Target Version : 4.14
Integrator : HP RTE
Method file : \\cansvr11\dd\chem\MSS\a4hp10.i\90610a.b\8270C-625.m
Last Edit : 10-Jun-2009 17:56 gruberj

Compound	0.0500000 Level 1	0.2500000 Level 2	0.5000000 Level 3	1.0000 Level 4	2.5000 Level 5	5.0000 Level 6	Curve	Coefficients b	m1	m2	%RSD or R^2	
	7.5000 Level 7	10.0000 Level 8	12.5000 Level 9									
45 O,O,O-Triethyl phosphorothioa	+++++	+++++	+++++	+++++	+++++	+++++						
	+++++	+++++	+++++				AVRG		0.000e+000		0.000e+000	<-
46 2,4-Toluenediamene	+++++	+++++	+++++	+++++	+++++	+++++						
	+++++	+++++	+++++				AVRG		0.000e+000		0.000e+000	<-
47 1,3,5-Trichlorobenzene	+++++	0.44241	0.36697	0.35605	0.35488	0.29540						
	0.35053	0.34989	0.36248				AVRG		0.35983		11.14297	<-
48 2,4-Dichlorophenol	+++++	0.25465	0.28302	0.28797	0.30429	0.29134						
	0.33387	0.31921	0.30864				AVRG		0.29787		8.16203	<-
49 Benzoic Acid	+++++	+++++	+++++	138644	534945	1155036						
	2156870	2698240	3352230				QUAD	0.43241	4.08291	-0.14107	0.99630	<-
50 1,2,4-Trichlorobenzene	+++++	0.34482	0.31948	0.30980	0.30758	0.29825						
	0.33499	0.30998	0.30223				AVRG		0.31589		5.15113	<-
51 Naphthalene	33682	134458	263037	507694	1247341	2784009						
	4684813	5712703	6313952				QUAD	0.04868	0.82576	0.02226	0.99735	

TestAmerica North Canton

INITIAL CALIBRATION DATA

Start Cal Date : 10-JUN-2009 11:38
End Cal Date : 10-JUN-2009 17:25
Quant Method : ISTD
Target Version : 4.14
Integrator : HP RTE
Method file : \\cansvr11\dd\chem\MSS\a4hp10.i\90610a.b\8270C-625.m
Last Edit : 10-Jun-2009 17:56 gruberj

Compound	0.0500000 Level 1	0.2500000 Level 2	0.5000000 Level 3	1.0000 Level 4	2.5000 Level 5	5.0000 Level 6	Curve	Coefficients b	m1	m2	%RSD or R^2	
	7.5000 Level 7	10.0000 Level 8	12.5000 Level 9									
52 4-Chloroaniline	+++++	0.32570	0.38776	0.38456	0.40892	0.42543						
	0.45481	0.42485	0.43540				AVRG		0.40593		9.86662	<-
53 a,a-Dimethyl-phenethylamine	+++++	+++++	+++++	+++++	+++++	+++++						
	+++++	+++++	+++++				AVRG		0.000e+000		0.000e+000	<-
54 2,6-Dichlorophenol	+++++	+++++	+++++	+++++	+++++	+++++						
	+++++	+++++	+++++				AVRG		0.000e+000		0.000e+000	<-
55 Hexachloropropene	+++++	+++++	+++++	+++++	+++++	+++++						
	+++++	+++++	+++++				AVRG		0.000e+000		0.000e+000	<-
56 Hexachlorobutadiene	+++++	0.17065	0.16638	0.15479	0.15968	0.15305						
	0.17276	0.15944	0.15472				AVRG		0.16143		4.70584	<-
57 1,2,3-Trichlorobenzene	+++++	0.31724	0.28415	0.27662	0.28188	0.27272						
	0.30929	0.28559	0.27698				AVRG		0.28806		5.64566	<-
58 N-Nitrosodi-n-butylamine	+++++	+++++	+++++	+++++	+++++	+++++						
	+++++	+++++	+++++				AVRG		0.000e+000		0.000e+000	<-

TestAmerica North Canton

INITIAL CALIBRATION DATA

Start Cal Date : 10-JUN-2009 11:38
End Cal Date : 10-JUN-2009 17:25
Quant Method : ISTD
Target Version : 4.14
Integrator : HP RTE
Method file : \\cansvr11\dd\chem\MSS\a4hp10.i\90610a.b\8270C-625.m
Last Edit : 10-Jun-2009 17:56 gruberj

Compound	0.0500000 Level 1	0.2500000 Level 2	0.5000000 Level 3	1.0000 Level 4	2.5000 Level 5	5.0000 Level 6	Curve	Coefficients b	m1	m2	%RSD or R^2	
	7.5000 Level 7	10.0000 Level 8	12.5000 Level 9									
59 4-Chloro-3-Methylphenol	+++++	0.25350	0.29850	0.29402	0.30722	0.30333						
	0.34084	0.32294	0.31908				AVRG		0.30493		8.43194	<-
60 p-Phenylene diamine	+++++	+++++	+++++	+++++	+++++	+++++						
	+++++	+++++	+++++				AVRG		0.000e+000		0.000e+000	<-
61 Safrole	+++++	+++++	+++++	+++++	+++++	+++++						
	+++++	+++++	+++++				AVRG		0.000e+000		0.000e+000	<-
62 2-Methylnaphthalene	20162	85022	166965	311416	790798	1731422						
	2949489	3599292	4131912				QUAD	0.03005	1.40875	0.02108	0.99814	
63 1-Methylnaphthalene	21383	87979	163830	312030	795368	1733783						
	2972627	3612151	4149006				QUAD	0.03086	1.40060	0.02134	0.99793	
64 Hexachlorocyclopentadiene	+++++	0.28541	0.27844	0.30540	0.32358	0.31149						
	0.35314	0.34015	0.33488				AVRG		0.31656		8.31792	<-
65 1,2,4,5-Tetrachlorobenzene	+++++	+++++	+++++	+++++	+++++	+++++						
	+++++	+++++	+++++				AVRG		0.000e+000		0.000e+000	<-

TestAmerica North Canton

INITIAL CALIBRATION DATA

Start Cal Date : 10-JUN-2009 11:38
End Cal Date : 10-JUN-2009 17:25
Quant Method : ISTD
Target Version : 4.14
Integrator : HP RTE
Method file : \\cansvr11\dd\chem\MSS\a4hp10.i\90610a.b\8270C-625.m
Last Edit : 10-Jun-2009 17:56 gruberj

Compound	0.0500000 Level 1	0.2500000 Level 2	0.5000000 Level 3	1.0000 Level 4	2.5000 Level 5	5.0000 Level 6	Curve	Coefficients b	m1	m2	%RSD or R^2	
	7.5000 Level 7	10.0000 Level 8	12.5000 Level 9									
66 2,4,6-Trichlorophenol	+++++	0.32317	0.34768	0.36754	0.37134	0.36883						
	0.41411	0.40289	0.40638				AVRG		0.37524		8.32544	<-
67 2,4,5-Trichlorophenol	+++++	0.38586	0.38415	0.37144	0.41327	0.39152						
	0.43900	0.43772	0.41305				AVRG		0.40450		6.24548	<-
68 1,2,3,5-Tetrachlorobenzene	+++++	0.54936	0.55437	0.49813	0.50346	0.49880						
	0.54245	0.51478	0.50004				AVRG		0.52017		4.69428	<-
69 1,4-Dinitrobenzene	+++++	+++++	+++++	+++++	+++++	+++++						
	+++++	+++++	+++++				AVRG		0.000e+000		0.000e+000	<-
70 2-Chloronaphthalene	24283	84875	161054	296416	752957	1654325						
	2853650	3439328	3940849				QUAD	0.02736	0.84480	0.00626	0.99829	
71 Isosafrole 1	+++++	+++++	+++++	+++++	+++++	+++++						
	+++++	+++++	+++++				AVRG		0.000e+000		0.000e+000	<-
M 188 Isosafrole, Total	+++++	+++++	+++++	+++++	+++++	+++++						
	+++++	+++++	+++++				AVRG		0.000e+000		0.000e+000	<-

TestAmerica North Canton

INITIAL CALIBRATION DATA

Start Cal Date : 10-JUN-2009 11:38
End Cal Date : 10-JUN-2009 17:25
Quant Method : ISTD
Target Version : 4.14
Integrator : HP RTE
Method file : \\cansvr11\dd\chem\MSS\a4hp10.i\90610a.b\8270C-625.m
Last Edit : 10-Jun-2009 17:56 gruberj

Compound	0.0500000 Level 1	0.2500000 Level 2	0.5000000 Level 3	1.0000 Level 4	2.5000 Level 5	5.0000 Level 6	Curve	Coefficients b	Coefficients m1	Coefficients m2	%RSD or R^2	
	7.5000 Level 7	10.0000 Level 8	12.5000 Level 9									
72 Isosafrole 2	+++++	+++++	+++++	+++++	+++++	+++++						
	+++++	+++++	+++++				AVRG		0.000e+000		0.000e+000	<-
73 2-Nitroaniline	+++++	0.31011	0.33498	0.32553	0.33727	0.32444						
	0.35931	0.35207	0.34277				AVRG		0.33581		4.72684	<-
74 1,2,3,4-Tetrachlorobenzene	+++++	0.54585	0.50080	0.47524	0.47223	0.45774						
	0.50774	0.48086	0.46681				AVRG		0.48841		5.85593	<-
75 1,4-Naphthoquinone	+++++	+++++	+++++	+++++	+++++	+++++						
	+++++	+++++	+++++				AVRG		0.000e+000		0.000e+000	<-
76 Dimethylphthalate	+++++	1.26972	1.24554	1.22909	1.23487	1.23817						
	1.38839	1.32988	1.30197				AVRG		1.27970		4.41950	<-
77 m-Dinitrobenzene	+++++	+++++	+++++	+++++	+++++	+++++						
	+++++	+++++	+++++				AVRG		0.000e+000		0.000e+000	<-
78 2,6-Dinitrotoluene	+++++	0.28381	0.28751	0.27641	0.29696	0.29501						
	0.33067	0.31782	0.30914				AVRG		0.29967		6.11363	<-

TestAmerica North Canton

INITIAL CALIBRATION DATA

Start Cal Date : 10-JUN-2009 11:38
End Cal Date : 10-JUN-2009 17:25
Quant Method : ISTD
Target Version : 4.14
Integrator : HP RTE
Method file : \\cansvr11\dd\chem\MSS\a4hp10.i\90610a.b\8270C-625.m
Last Edit : 10-Jun-2009 17:56 gruberj

Compound	0.0500000 Level 1	0.2500000 Level 2	0.5000000 Level 3	1.0000 Level 4	2.5000 Level 5	5.0000 Level 6	Curve	Coefficients b	Coefficients m1	Coefficients m2	%RSD or R^2	
	7.5000 Level 7	10.0000 Level 8	12.5000 Level 9									
79 Acenaphthylene	31987	126213	264223	481803	1246715	2747335						
	4666802	5690084	6358448				QUAD	0.04269	0.49465	0.00457	0.99812	
80 1,2-Dinitrobenzene	+++++	0.13958	0.15174	0.14494	0.15495	0.15326						
	0.17363	0.16142	0.15680				AVRG		0.15454		6.66427	<-
81 3-Nitroaniline	+++++	0.28252	0.31155	0.31252	0.32423	0.32200						
	0.36149	0.34458	0.34080				AVRG		0.32496		7.46136	<-
82 Acenaphthene	22395	81211	160974	293345	749579	1626734						
	2767886	3349515	3817060				QUAD	0.02523	0.85562	0.00919	0.99855	
83 2,4-Dinitrophenol	+++++	+++++	34485	95061	267019	587433						
	1097610	1441846	1692734				QUAD	0.29643	4.67007	-0.21033	0.99740	<-
84 Pentachlorobenzene	+++++	+++++	+++++	+++++	+++++	+++++						
	+++++	+++++	+++++				AVRG		0.000e+000		0.000e+000	<-
85 4-Nitrophenol	+++++	+++++	0.13300	0.15614	0.18273	0.16529						
	0.19686	0.19061	0.19097				AVRG		0.17366		13.37705	<-

TestAmerica North Canton

INITIAL CALIBRATION DATA

Start Cal Date : 10-JUN-2009 11:38
End Cal Date : 10-JUN-2009 17:25
Quant Method : ISTD
Target Version : 4.14
Integrator : HP RTE
Method file : \\cansvr11\dd\chem\MSS\a4hp10.i\90610a.b\8270C-625.m
Last Edit : 10-Jun-2009 17:56 gruberj

Compound	0.0500000 Level 1	0.2500000 Level 2	0.5000000 Level 3	1.0000 Level 4	2.5000 Level 5	5.0000 Level 6	Curve	Coefficients b	m1	m2	%RSD or R^2	
	7.5000 Level 7	10.0000 Level 8	12.5000 Level 9									
86 Dibenzofuran	30109	118163	229656	427031	1102910	2412993						
	4105855	5041438	5729627				QUAD	0.03008	0.58179	0.00277	0.99863	
87 2,4-Dinitrotoluene	+++++	0.33503	0.34933	0.36318	0.38536	0.38477						
	0.42441	0.40257	0.39635				AVRG		0.38012		7.73124	<-
88 2,3,4,6-Tetrachlorophenol	+++++	+++++	+++++	+++++	+++++	+++++						
	+++++	+++++	+++++				AVRG		0.000e+000		0.000e+000	<-
89 1-Naphthylamine	+++++	+++++	+++++	+++++	+++++	+++++						
	+++++	+++++	+++++				AVRG		0.000e+000		0.000e+000	<-
90 Zinophos	+++++	+++++	+++++	+++++	+++++	+++++						
	+++++	+++++	+++++				AVRG		0.000e+000		0.000e+000	<-
91 2,3,5,6-Tetrachlorophenol	+++++	0.25923	0.29380	0.28310	0.29916	0.29874						
	0.33828	0.32204	0.31622				AVRG		0.30132		8.11808	<-
92 2-Naphthylamine	+++++	+++++	+++++	+++++	+++++	+++++						
	+++++	+++++	+++++				AVRG		0.000e+000		0.000e+000	<-

TestAmerica North Canton

INITIAL CALIBRATION DATA

Start Cal Date : 10-JUN-2009 11:38
End Cal Date : 10-JUN-2009 17:25
Quant Method : ISTD
Target Version : 4.14
Integrator : HP RTE
Method file : \\cansvr11\dd\chem\MSS\a4hp10.i\90610a.b\8270C-625.m
Last Edit : 10-Jun-2009 17:56 gruberj

Compound	0.0500000 Level 1	0.2500000 Level 2	0.5000000 Level 3	1.0000 Level 4	2.5000 Level 5	5.0000 Level 6	Curve	Coefficients b	m1	m2	%RSD or R^2	
	7.5000 Level 7	10.0000 Level 8	12.5000 Level 9									
93 Diethylphthalate	+++++	1.25532	1.18057	1.15183	1.18068	1.16584						
	1.29035	1.23765	1.22177				AVRG		1.21050		4.00732	<-
94 Fluorene	25743	99286	195748	356131	908110	1988231						
	3383668	4161183	4734864				QUAD	0.02498	0.71001	0.00343	0.99866	
95 4-Chlorophenyl-phenylether	+++++	0.66605	0.60315	0.57769	0.59107	0.58230						
	0.64658	0.61691	0.60317				AVRG		0.61087		5.09620	<-
96 4-Nitroaniline	+++++	0.30066	0.34330	0.32703	0.34863	0.34600						
	0.38539	0.37815	0.37120				AVRG		0.35004		8.02136	<-
97 5-Nitro-o-toluidine	+++++	+++++	+++++	+++++	+++++	+++++						
	+++++	+++++	+++++				AVRG		0.000e+000		0.000e+000	<-
98 4,6-Dinitro-2-methylphenol	+++++	+++++	24912	56097	166362	374065						
	669679	857859	975839				QUAD	0.16438	5.32785	0.04837	0.99699	<-
99 N-Nitrosodiphenylamine	+++++	0.68100	0.65315	0.61464	0.65340	0.64056						
	0.70088	0.67379	0.65784				AVRG		0.65941		3.98398	<-

TestAmerica North Canton

INITIAL CALIBRATION DATA

Start Cal Date : 10-JUN-2009 11:38
End Cal Date : 10-JUN-2009 17:25
Quant Method : ISTD
Target Version : 4.14
Integrator : HP RTE
Method file : \\cansvr11\dd\chem\MSS\a4hp10.i\90610a.b\8270C-625.m
Last Edit : 10-Jun-2009 17:56 gruberj

Compound	0.0500000 Level 1	0.2500000 Level 2	0.5000000 Level 3	1.0000 Level 4	2.5000 Level 5	5.0000 Level 6	Curve	Coefficients b	m1	m2	%RSD or R^2	
	7.5000 Level 7	10.0000 Level 8	12.5000 Level 9									
100 1,2-Diphenylhydrazine	+++++	0.85397	0.83172	0.77323	0.83741	0.80203						
	0.88633	0.83431	0.81665				AVRG		0.82946		4.07693	<-
101 Diphenylamine	+++++	0.68100	0.65315	0.61464	0.65340	0.64056						
	0.70088	0.67379	0.65784				AVRG		0.65941		3.98398	<-
102 Tetraethyl dithiopyrophosphat	+++++	+++++	+++++	+++++	+++++	+++++						
	+++++	+++++	+++++				AVRG		0.000e+000		0.000e+000	<-
103 Diallate 1	+++++	+++++	+++++	+++++	+++++	+++++						
	+++++	+++++	+++++				AVRG		0.000e+000		0.000e+000	<-
M 189 Diallate, Total	+++++	+++++	+++++	+++++	+++++	+++++						
	+++++	+++++	+++++				AVRG		0.000e+000		0.000e+000	<-
104 Phorate	+++++	+++++	+++++	+++++	+++++	+++++						
	+++++	+++++	+++++				AVRG		0.000e+000		0.000e+000	<-
105 1,3,5-Trinitrobenzene	+++++	+++++	+++++	+++++	+++++	+++++						
	+++++	+++++	+++++				AVRG		0.000e+000		0.000e+000	<-

TestAmerica North Canton

INITIAL CALIBRATION DATA

Start Cal Date : 10-JUN-2009 11:38
End Cal Date : 10-JUN-2009 17:25
Quant Method : ISTD
Target Version : 4.14
Integrator : HP RTE
Method file : \\cansvr11\dd\chem\MSS\a4hp10.i\90610a.b\8270C-625.m
Last Edit : 10-Jun-2009 17:56 gruberj

Compound	0.0500000 Level 1	0.2500000 Level 2	0.5000000 Level 3	1.0000 Level 4	2.5000 Level 5	5.0000 Level 6	Curve	Coefficients b	m1	m2	%RSD or R^2	
	7.5000 Level 7	10.0000 Level 8	12.5000 Level 9									
106 4-Bromophenyl-phenylether	+++++	0.22934	0.21634	0.20302	0.20512	0.20504						
	0.22959	0.21330	0.20607				AVRG		0.21348		5.08494	<-
107 Hexachlorobenzene	+++++	0.21475	0.20659	0.18690	0.19079	0.18954						
	0.21330	0.19864	0.19677				AVRG		0.19966		5.40410	<-
108 Phenacetin	+++++	+++++	+++++	+++++	+++++	+++++						
	+++++	+++++	+++++				AVRG		0.000e+000		0.000e+000	<-
109 Diallate 2	+++++	+++++	+++++	+++++	+++++	+++++						
	+++++	+++++	+++++				AVRG		0.000e+000		0.000e+000	<-
110 Dimethoate	+++++	+++++	+++++	+++++	+++++	+++++						
	+++++	+++++	+++++				AVRG		0.000e+000		0.000e+000	<-
111 Pentachlorophenol	+++++	0.12436	0.13554	0.13425	0.14398	0.14362						
	0.16073	0.16433	0.15989				AVRG		0.14584		9.94044	<-
112 Pentachloronitrobenzene	+++++	+++++	+++++	+++++	+++++	+++++						
	+++++	+++++	+++++				AVRG		0.000e+000		0.000e+000	<-

TestAmerica North Canton

INITIAL CALIBRATION DATA

Start Cal Date : 10-JUN-2009 11:38
End Cal Date : 10-JUN-2009 17:25
Quant Method : ISTD
Target Version : 4.14
Integrator : HP RTE
Method file : \\cansvr11\dd\chem\MSS\a4hp10.i\90610a.b\8270C-625.m
Last Edit : 10-Jun-2009 17:56 gruberj

Compound	0.0500000 Level 1	0.2500000 Level 2	0.5000000 Level 3	1.0000 Level 4	2.5000 Level 5	5.0000 Level 6	Curve	Coefficients b	Coefficients m1	Coefficients m2	%RSD or R^2	
	7.5000 Level 7	10.0000 Level 8	12.5000 Level 9									
113 4-Aminobiphenyl	+++++	+++++	+++++	+++++	+++++	+++++						
	+++++	+++++	+++++				AVRG		0.000e+000		0.000e+000	<-
114 Pronamide	+++++	+++++	+++++	+++++	+++++	+++++						
	+++++	+++++	+++++				AVRG		0.000e+000		0.000e+000	<-
115 Phenanthrene	34171	135910	265890	486860	1260116	2753765						
	4711547	5751822	6434204				QUAD	0.04369	0.73674	0.01287	0.99745	
116 Anthracene	35040	132255	258597	484933	1278374	2809759						
	4802112	5808823	6448446				QUAD	0.05627	0.70360	0.01659	0.99700	
117 Dinoseb	+++++	+++++	+++++	+++++	+++++	+++++						
	+++++	+++++	+++++				AVRG		0.000e+000		0.000e+000	<-
118 Disulfoton	+++++	+++++	+++++	+++++	+++++	+++++						
	+++++	+++++	+++++				AVRG		0.000e+000		0.000e+000	<-
119 Carbazole	+++++	1.22696	1.21746	1.13824	1.18055	1.14261						
	1.28433	1.20656	1.18677				AVRG		1.19793		3.96764	<-

TestAmerica North Canton

INITIAL CALIBRATION DATA

Start Cal Date : 10-JUN-2009 11:38
End Cal Date : 10-JUN-2009 17:25
Quant Method : ISTD
Target Version : 4.14
Integrator : HP RTE
Method file : \\cansvr11\dd\chem\MSS\a4hp10.i\90610a.b\8270C-625.m
Last Edit : 10-Jun-2009 17:56 gruberj

Compound	0.0500000 Level 1	0.2500000 Level 2	0.5000000 Level 3	1.0000 Level 4	2.5000 Level 5	5.0000 Level 6	Curve	Coefficients b	m1	m2	%RSD or R^2	
	7.5000 Level 7	10.0000 Level 8	12.5000 Level 9									
120 Di-n-Butylphthalate	+++++	1.30898	1.30700	1.24321	1.32432	1.29167						
	1.44716	1.34636	1.25912				AVRG		1.31598		4.75839	<-
121 4-Nitroquinoline 1-oxide	+++++	+++++	+++++	+++++	+++++	+++++						
	+++++	+++++	+++++				AVRG		0.000e+000		0.000e+000	<-
122 Methapyrilene	+++++	+++++	+++++	+++++	+++++	+++++						
	+++++	+++++	+++++				AVRG		0.000e+000		0.000e+000	<-
123 Fluoranthene	36920	143706	270938	504337	1294237	2868152						
	4932718	5998708	6848426				QUAD	0.03872	0.72733	0.00750	0.99789	
124 Benzidine	+++++	+++++	+++++	60235	201748	1226421						
	2331974	2844422	3387246				QUAD	0.68254	1.03232	0.04698	0.99173	<-
125 Pyrene	39946	146641	283503	541979	1374205	3068054						
	5266038	6437064	7104580				QUAD	0.05209	0.54814	0.01044	0.99692	
126 Aramite 1	+++++	+++++	+++++	+++++	+++++	+++++						
	+++++	+++++	+++++				AVRG		0.000e+000		0.000e+000	<-

TestAmerica North Canton

INITIAL CALIBRATION DATA

Start Cal Date : 10-JUN-2009 11:38
End Cal Date : 10-JUN-2009 17:25
Quant Method : ISTD
Target Version : 4.14
Integrator : HP RTE
Method file : \\cansvr11\dd\chem\MSS\a4hp10.i\90610a.b\8270C-625.m
Last Edit : 10-Jun-2009 17:56 gruberj

Compound	0.0500000 Level 1	0.2500000 Level 2	0.5000000 Level 3	1.0000 Level 4	2.5000 Level 5	5.0000 Level 6	Curve	Coefficients b	m1	m2	%RSD or R^2	
	7.5000 Level 7	10.0000 Level 8	12.5000 Level 9									
M 191 Aramite, Total	+++++	+++++	+++++	+++++	+++++	+++++						
	+++++	+++++	+++++				AVRG		0.000e+000		0.000e+000	<-
127 Aramite 2	+++++	+++++	+++++	+++++	+++++	+++++						
	+++++	+++++	+++++				AVRG		0.000e+000		0.000e+000	<-
128 p-Dimethylamino azobenzene	+++++	+++++	+++++	+++++	+++++	+++++						
	+++++	+++++	+++++				AVRG		0.000e+000		0.000e+000	<-
129 p-Chlorobenzilate	+++++	+++++	+++++	+++++	+++++	+++++						
	+++++	+++++	+++++				AVRG		0.000e+000		0.000e+000	<-
130 Famphur 1	+++++	+++++	+++++	+++++	+++++	+++++						
	+++++	+++++	+++++				AVRG		0.000e+000		0.000e+000	<-
131 Butylbenzylphthalate	+++++	0.70447	0.66593	0.65533	0.68423	0.67370						
	0.73968	0.70076	0.68461				AVRG		0.68859		3.83737	<-
132 3,3'-Dimethylbenzidine	+++++	+++++	+++++	+++++	+++++	+++++						
	+++++	+++++	+++++				AVRG		0.000e+000		0.000e+000	<-

TestAmerica North Canton

INITIAL CALIBRATION DATA

Start Cal Date : 10-JUN-2009 11:38
End Cal Date : 10-JUN-2009 17:25
Quant Method : ISTD
Target Version : 4.14
Integrator : HP RTE
Method file : \\cansvr11\dd\chem\MSS\a4hp10.i\90610a.b\8270C-625.m
Last Edit : 10-Jun-2009 17:56 gruberj

Compound	0.0500000 Level 1	0.2500000 Level 2	0.5000000 Level 3	1.0000 Level 4	2.5000 Level 5	5.0000 Level 6	Curve	Coefficients b	m1	m2	%RSD or R^2	
	7.5000 Level 7	10.0000 Level 8	12.5000 Level 9									
133 3,3'-Dimethoxybenzidine	+++++	+++++	+++++	45883	130515	418610						
	802534	1038742	1173568				QUAD	0.47516	3.36446	0.18314	0.99306	<-
134 2-Acetylaminofluorene	+++++	+++++	+++++	+++++	+++++	+++++						
	+++++	+++++	+++++				AVRG		0.000e+000		0.000e+000	<-
135 3,3'-Dichlorobenzidine	+++++	0.36417	0.40012	0.43590	0.46520	0.49837						
	0.55207	0.53130	0.51427				AVRG		0.47017		14.04517	<-
136 Benzo(a)Anthracene	33934	129190	256031	471462	1203990	2720075						
	4606614	5906907	6586969				QUAD	0.03539	0.66653	0.00391	0.99789	
137 Chrysene	35155	128272	251393	454260	1140035	2492824						
	4323122	5282304	6223349				QUAD	0.01075	0.74465	0.00145	0.99869	
138 4,4'-Methylene bis(o-chloroan	+++++	14970	33688	71957	194459	470905						
	832800	1009676	1205539				QUAD	0.10514	3.82935	0.01283	0.99808	<-
139 bis(2-ethylhexyl)Phthalate	+++++	1.07804	0.94496	0.93049	0.94696	0.93120						
	1.01451	0.99030	0.94959				AVRG		0.97326		5.29958	<-

TestAmerica North Canton

INITIAL CALIBRATION DATA

Start Cal Date : 10-JUN-2009 11:38
End Cal Date : 10-JUN-2009 17:25
Quant Method : ISTD
Target Version : 4.14
Integrator : HP RTE
Method file : \\cansvr11\dd\chem\MSS\a4hp10.i\90610a.b\8270C-625.m
Last Edit : 10-Jun-2009 17:56 gruberj

Compound	0.0500000 Level 1	0.2500000 Level 2	0.5000000 Level 3	1.0000 Level 4	2.5000 Level 5	5.0000 Level 6	Curve	Coefficients b	Coefficients m1	Coefficients m2	%RSD or R^2	
	7.5000 Level 7	10.0000 Level 8	12.5000 Level 9									
140 Di-n-octylphthalate	+++++	1.56550	1.51603	1.58267	1.70300	1.66015						
	1.88874	1.81786	1.78584				AVRG		1.68997		7.85573	<-
141 Benzo(b)fluoranthene	31935	117944	238156	465512	1116296	2519591						
	4510156	6059730	6844460				QUAD	0.02933	0.67979	-0.00796	0.99671	
142 Benzo(k)fluoranthene	32971	121265	241770	424668	1142582	2576860						
	4350978	4882678	+++++				QUAD	0.03133	0.63480	0.00938	0.99453	
143 7,12-dimethylbenz[a]anthracen	+++++	0.59872	0.54454	0.55698	0.57425	0.60312						
	0.62152	0.62300	0.61521				AVRG		0.59217		5.07939	<-
144 Hexachlorophene	+++++	+++++	+++++	+++++	+++++	+++++						
	+++++	+++++	+++++				AVRG		0.000e+000		0.000e+000	<-
145 Hexachlorophene product	+++++	+++++	+++++	+++++	+++++	+++++						
	+++++	+++++	+++++				AVRG		0.000e+000		0.000e+000	<-
146 Benzo(a)pyrene	27929	105561	211448	397095	1054121	2368323						
	4077539	5005979	5813179				QUAD	0.03957	0.70103	0.00174	0.99848	

TestAmerica North Canton

INITIAL CALIBRATION DATA

Start Cal Date : 10-JUN-2009 11:38
End Cal Date : 10-JUN-2009 17:25
Quant Method : ISTD
Target Version : 4.14
Integrator : HP RTE
Method file : \\cansvr11\dd\chem\MSS\a4hp10.i\90610a.b\8270C-625.m
Last Edit : 10-Jun-2009 17:56 gruberj

Compound	0.0500000 Level 1	0.2500000 Level 2	0.5000000 Level 3	1.0000 Level 4	2.5000 Level 5	5.0000 Level 6	Curve	Coefficients b	m1	m2	%RSD or R^2	
	7.5000 Level 7	10.0000 Level 8	12.5000 Level 9									
148 3-Methylcholanthrene	+++++	+++++	+++++	+++++	+++++	+++++						
	+++++	+++++	+++++				AVRG		0.000e+000		0.000e+000	<-
149 Indeno(1,2,3-cd)pyrene	29495	107595	210385	395622	1057235	2366939						
	4102292	4991069	5838616				QUAD	0.03846	0.70189	0.00142	0.99840	
150 Dibenz(a,h)anthracene	22463	89132	173596	327196	890937	2036329						
	3519119	4296419	5065831				QUAD	0.04459	0.82637	-0.00038	0.99857	
151 Benzo(g,h,i)perylene	23715	89736	173053	332614	866618	1929321						
	3378365	4156905	4805811				QUAD	0.03898	0.85425	0.00137	0.99807	
199 3-Picoline	+++++	+++++	+++++	+++++	+++++	+++++						
	+++++	+++++	+++++				AVRG		0.000e+000		0.000e+000	<-
200 N,N-Dimethylacetamide	+++++	+++++	+++++	+++++	+++++	+++++						
	+++++	+++++	+++++				AVRG		0.000e+000		0.000e+000	<-
201 Quinoline	+++++	0.49705	0.47544	0.52087	0.48839	0.54024						
	0.57720	0.56667	0.58379				AVRG		0.53121		7.93508	<-

TestAmerica North Canton

INITIAL CALIBRATION DATA

Start Cal Date : 10-JUN-2009 11:38
End Cal Date : 10-JUN-2009 17:25
Quant Method : ISTD
Target Version : 4.14
Integrator : HP RTE
Method file : \\cansvr11\dd\chem\MSS\a4hp10.i\90610a.b\8270C-625.m
Last Edit : 10-Jun-2009 17:56 gruberj

Compound	0.0500000 Level 1	0.2500000 Level 2	0.5000000 Level 3	1.0000 Level 4	2.5000 Level 5	5.0000 Level 6	Curve	Coefficients b	Coefficients m1	Coefficients m2	%RSD or R^2	
	7.5000 Level 7	10.0000 Level 8	12.5000 Level 9									
202 Diphenyl	+++++	1.33938	1.26959	1.26485	1.27081	1.26872						
	1.35561	1.29998	1.30682				AVRG		1.29697		2.70369	<-
203 Diphenyl ether	+++++	0.74339	0.67290	0.68153	0.68844	0.68512						
	0.72840	0.69907	0.69759				AVRG		0.69956		3.46988	<-
204 6-Methylchrysene	+++++	0.90054	0.80963	0.81995	0.81091	0.83795						
	0.87507	0.85126	0.86452				AVRG		0.84623		3.86496	<-
205 Benzenethiol	+++++	13538	39833	82547	212692	518040						
	979070	1331712	1663859				QUAD	0.16544	1.02001	-0.02941	0.99695	<-
207 Indene	+++++	2.26685	2.12486	2.08343	1.91737	2.00872						
	2.13094	2.13661	2.15497				AVRG		2.10297		4.94394	<-
208 Dibenz(a,j)acridine	+++++	0.73323	0.67798	0.72861	0.79311	0.83730						
	0.87548	0.89209	0.87831				AVRG		0.80201		10.12514	<-
209 Benzaldehyde	+++++	1.03003	0.95134	0.94098	0.90037	0.79402						
	0.77530	0.65784	+++++				AVRG		0.86427		14.76508	<-

TestAmerica North Canton

INITIAL CALIBRATION DATA

Start Cal Date : 10-JUN-2009 11:38
End Cal Date : 10-JUN-2009 17:25
Quant Method : ISTD
Target Version : 4.14
Integrator : HP RTE
Method file : \\cansvr11\dd\chem\MSS\a4hp10.i\90610a.b\8270C-625.m
Last Edit : 10-Jun-2009 17:56 gruberj

Compound	0.0500000 Level 1	0.2500000 Level 2	0.5000000 Level 3	1.0000 Level 4	2.5000 Level 5	5.0000 Level 6	Curve	Coefficients b	m1	m2	%RSD or R^2	
	7.5000 Level 7	10.0000 Level 8	12.5000 Level 9									
210 Caprolactam	+++++	8414	22904	48564	136614	288567						
	516566	633170	720318				QUAD	0.10221	7.90467	0.74919	0.99687	<-
211 1,1'-Biphenyl	+++++	1.47379	1.42105	1.39243	1.40417	1.38586						
	1.49568	1.46702	1.40369				AVRG		1.43046		2.94226	<-
212 Atrazine	+++++	0.17698	0.18246	0.17336	0.18447	0.17290						
	0.18865	0.18173	0.16760				AVRG		0.17852		3.92470	<-
213 Benzothiazole	+++++	+++++	0.35784	0.40024	0.40249	0.42682						
	0.44521	0.44435	0.44915				AVRG		0.41801		7.96923	<-
214 1,3-Dimethyl-2-Thiourea	+++++	+++++	+++++	15945	135066	397659						
	779037	1004099	1338017				QUAD	0.53213	2.48263	-0.12268	0.99497	<-
215 Phenyl ether	+++++	+++++	+++++	+++++	+++++	+++++						
	+++++	+++++	+++++				AVRG		0.000e+000		0.000e+000	<-
216 1,3-Diethyl-2-Thiourea	+++++	+++++	+++++	33872	174787	408993						
	688315	927618	1161806				QUAD	0.34448	2.69884	-0.05871	0.99937	<-

TestAmerica North Canton

INITIAL CALIBRATION DATA

Start Cal Date : 10-JUN-2009 11:38
End Cal Date : 10-JUN-2009 17:25
Quant Method : ISTD
Target Version : 4.14
Integrator : HP RTE
Method file : \\cansvr11\dd\chem\MSS\a4hp10.i\90610a.b\8270C-625.m
Last Edit : 10-Jun-2009 17:56 gruberj

Compound	0.0500000 Level 1	0.2500000 Level 2	0.5000000 Level 3	1.0000 Level 4	2.5000 Level 5	5.0000 Level 6	Curve	Coefficients b	m1	m2	%RSD or R^2	
	7.5000 Level 7	10.0000 Level 8	12.5000 Level 9									
217 1,3-Dibutyl-2-Thiourea	+++++	+++++	+++++	+++++	+++++	+++++						
	+++++	+++++	+++++				QUAD	0.000e+000	0.000e+000	0.000e+000	0.000e+000	<-
218 1,1,3,3-Tetramethyl-2-Thioure	+++++	+++++	32695	90675	306475	588280						
	976325	1287726	1593093				QUAD	0.12220	3.49374	-0.07127	0.99946	<-
219 o-Benzyl Phenol	+++++	+++++	0.23144	0.28566	0.28392	0.30455						
	0.31472	0.30114	0.29580				AVRG		0.28817		9.44192	<-
220 Diphenyl Thiourea	+++++	9424	13563	23167	73411	236013						
	258091	429906	377860				QUAD	0.11520	11.31510	1.11383	0.93999	<-
221 Hexabromobenzene	+++++	+++++	+++++	0.02233	0.02387	0.02657						
	0.02744	0.02537	0.02686				AVRG		0.02541		7.75212	<-
222 Dibenz(a,h)acridine	+++++	0.83919	0.78163	0.71419	0.84204	0.84328						
	0.93056	0.90421	0.89894				AVRG		0.84425		8.36412	<-
223 1,2-bis(2-chloroethoxy)ethane	+++++	+++++	0.21933	0.25307	0.26754	0.27453						
	0.27420	0.27478	0.27333				AVRG		0.26240		7.82148	<-

TestAmerica North Canton

INITIAL CALIBRATION DATA

Start Cal Date : 10-JUN-2009 11:38
End Cal Date : 10-JUN-2009 17:25
Quant Method : ISTD
Target Version : 4.14
Integrator : HP RTE
Method file : \\cansvr11\dd\chem\MSS\a4hp10.i\90610a.b\8270C-625.m
Last Edit : 10-Jun-2009 17:56 gruberj

Compound	0.0500000 Level 1 / 7.5000 Level 7	0.2500000 Level 2 / 10.0000 Level 8	0.5000000 Level 3 / 12.5000 Level 9	1.0000 Level 4	2.5000 Level 5	5.0000 Level 6	Curve	Coefficients b	m1	m2	%RSD or R^2	
224 Acrylamide	+++++ / 318872	+++++ / 435973	+++++ / 587589	17168	80058	191894	QUAD	0.26782	2.93276	-0.25232	0.99936	<-
225 Methyl parathion	+++++ / +++++	+++++ / +++++	+++++ / +++++	+++++	+++++	+++++	AVRG		0.000e+000		0.000e+000	<-
226 Parathion	+++++ / +++++	+++++ / +++++	+++++ / +++++	+++++	+++++	+++++	AVRG		0.000e+000		0.000e+000	<-
227 Isodrin	+++++ / +++++	+++++ / +++++	+++++ / +++++	+++++	+++++	+++++	AVRG		0.000e+000		0.000e+000	<-
228 Kepone	+++++ / +++++	+++++ / +++++	+++++ / +++++	+++++	+++++	+++++	AVRG		0.000e+000		0.000e+000	<-
M 229 Famphur,Total	+++++ / +++++	+++++ / +++++	+++++ / +++++	+++++	+++++	+++++	AVRG		0.000e+000		0.000e+000	<-
230 Famphur 2	+++++ / +++++	+++++ / +++++	+++++ / +++++	+++++	+++++	+++++	AVRG		0.000e+000		0.000e+000	<-

TestAmerica North Canton

INITIAL CALIBRATION DATA

Start Cal Date : 10-JUN-2009 11:38
End Cal Date : 10-JUN-2009 17:25
Quant Method : ISTD
Target Version : 4.14
Integrator : HP RTE
Method file : \\cansvr11\dd\chem\MSS\a4hp10.i\90610a.b\8270C-625.m
Last Edit : 10-Jun-2009 17:56 gruberj

Compound	0.0500000 Level 1	0.2500000 Level 2	0.5000000 Level 3	1.0000 Level 4	2.5000 Level 5	5.0000 Level 6	Curve	Coefficients b	m1	m2	%RSD or R^2	
	7.5000 Level 7	10.0000 Level 8	12.5000 Level 9									
231 2-Chloroacetophenone	+++++	+++++	+++++	+++++	+++++	+++++						
	+++++	+++++	+++++				AVRG		0.000e+000		0.000e+000	<-
232 2-Methylcyclohexanone	+++++	+++++	+++++	+++++	+++++	+++++						
	+++++	+++++	+++++				AVRG		0.000e+000		0.000e+000	<-
233 3-Methylcyclohexanone	+++++	+++++	+++++	+++++	+++++	+++++						
	+++++	+++++	+++++				AVRG		0.000e+000		0.000e+000	<-
234 4-Methylcyclohexanone	+++++	+++++	+++++	+++++	+++++	+++++						
	+++++	+++++	+++++				AVRG		0.000e+000		0.000e+000	<-
235 Tributyl phosphate	+++++	+++++	+++++	+++++	+++++	+++++						
	+++++	+++++	+++++				AVRG		0.000e+000		0.000e+000	<-
236 Phenyl sulfone	+++++	0.59895	0.56856	0.60379	0.56843	0.56685						
	0.57192	0.56094	0.54076				AVRG		0.57252		3.54543	<-
237 3,4-Dichloronitrobenzene	+++++	9832	22923	45599	151849	306455						
	495730	653131	777370				QUAD	0.10939	3.81955	0.08655	0.99913	<-

TestAmerica North Canton

INITIAL CALIBRATION DATA

Start Cal Date : 10-JUN-2009 11:38
End Cal Date : 10-JUN-2009 17:25
Quant Method : ISTD
Target Version : 4.14
Integrator : HP RTE
Method file : \\cansvr11\dd\chem\MSS\a4hp10.i\90610a.b\8270C-625.m
Last Edit : 10-Jun-2009 17:56 gruberj

Compound	0.0500000 Level 1	0.2500000 Level 2	0.5000000 Level 3	1.0000 Level 4	2.5000 Level 5	5.0000 Level 6	Curve	Coefficients b	m1	m2	%RSD or R^2	
	7.5000 Level 7	10.0000 Level 8	12.5000 Level 9									
238 Bis(2-hydroxyphenyl)methane	+++++	+++++	+++++	+++++	+++++	+++++						
	+++++	+++++	+++++				AVRG		0.000e+000		0.000e+000	<-
239 Bis(4-hydroxyphenyl)methane	+++++	+++++	+++++	+++++	+++++	+++++						
	+++++	+++++	+++++				AVRG		0.000e+000		0.000e+000	<-
240 4-Chlorophenol	+++++	+++++	+++++	+++++	+++++	+++++						
	+++++	+++++	+++++				AVRG		0.000e+000		0.000e+000	<-
241 2,3-Dichlorophenol	+++++	+++++	+++++	+++++	+++++	+++++						
	+++++	+++++	+++++				AVRG		0.000e+000		0.000e+000	<-
242 2,5-Dichlorophenol	+++++	+++++	+++++	+++++	+++++	+++++						
	+++++	+++++	+++++				AVRG		0.000e+000		0.000e+000	<-
243 Octachlorostyrene	+++++	+++++	+++++	+++++	+++++	+++++						
	+++++	+++++	+++++				AVRG		0.000e+000		0.000e+000	<-
244 Octachlorocyclopentene	+++++	+++++	+++++	+++++	+++++	+++++						
	+++++	+++++	+++++				AVRG		0.000e+000		0.000e+000	<-

TestAmerica North Canton

INITIAL CALIBRATION DATA

Start Cal Date : 10-JUN-2009 11:38
End Cal Date : 10-JUN-2009 17:25
Quant Method : ISTD
Target Version : 4.14
Integrator : HP RTE
Method file : \\cansvr11\dd\chem\MSS\a4hp10.i\90610a.b\8270C-625.m
Last Edit : 10-Jun-2009 17:56 gruberj

Compound	0.0500000 Level 1	0.2500000 Level 2	0.5000000 Level 3	1.0000 Level 4	2.5000 Level 5	5.0000 Level 6	Curve	Coefficients b	m1	m2	%RSD or R^2	
	7.5000 Level 7	10.0000 Level 8	12.5000 Level 9									
$ 154 Nitrobenzene-d5	14274	49242	93444	183490	450074	941190						
	1605498	1929605	2212877				QUAD	0.01432	2.54766	0.11556	0.99784	
$ 155 2-Fluorobiphenyl	29736	101192	193602	352165	900745	1962155						
	3344170	4002156	4571279				QUAD	0.02565	0.70500	0.00764	0.99838	
$ 156 Terphenyl-d14	27731	88854	173264	319668	806813	1797053						
	3095388	3714942	4268269				QUAD	0.03299	0.97807	0.02046	0.99803	
$ 157 Phenol-d5	2.30644	1.80286	1.69105	1.69565	1.73261	1.68993						
	1.84620	1.77975	1.70473				AVRG		1.80547		10.85461	
$ 158 2-Fluorophenol	1.64290	1.31380	1.27867	1.24431	1.26850	1.24587						
	1.35689	1.30425	1.27046				AVRG		1.32507		9.38492	
$ 159 2,4,6-Tribromophenol	+++++	0.11430	0.12442	0.11832	0.12260	0.12640						
	0.14405	0.13908	0.13648				AVRG		0.12821		8.22214	<-
$ 186 2-Chlorophenol-d4	+++++	1.37199	1.27713	1.22796	1.29556	1.26490						
	1.38584	1.33310	1.27281				AVRG		1.30366		4.22569	<-

TestAmerica North Canton

INITIAL CALIBRATION DATA

Start Cal Date : 10-JUN-2009 11:38
End Cal Date : 10-JUN-2009 17:25
Quant Method : ISTD
Target Version : 4.14
Integrator : HP RTE
Method file : \\cansvr11\dd\chem\MSS\a4hp10.i\90610a.b\8270C-625.m
Last Edit : 10-Jun-2009 17:56 gruberj

Compound	0.0500000 Level 1	0.2500000 Level 2	0.5000000 Level 3	1.0000 Level 4	2.5000 Level 5	5.0000 Level 6	Curve	Coefficients b	m1	m2	%RSD or R^2	
	7.5000 Level 7	10.0000 Level 8	12.5000 Level 9									
$ 187 1,2-Dichlorobenzene-d4	+++++	0.99596	0.90884	0.85594	0.85360	0.83526						
	0.90839	0.86502	0.82022				AVRG		0.88040		6.39038	<-

5B

SEMIVOLATILE ORGANIC GC/MS TUNING AND MASS CALIBRATION - DECAFLUOROTRIPHENYLPHOSPHINE (DFTPP)

Lab Name: NORTH CANTON Contract:

Lab Code: TALCAN Case No.: SAS No.: SDG No.: 9F11135

Lab File ID: 1DF0622 DFTPP Injection Date: 06/22/09

Instrument ID: A4HP10 DFTPP Injection Time: 1001

m/e	ION ABUNDANCE CRITERIA	% RELATIVE ABUNDANCE
51	30.0 - 80.0% of mass 198	43.6
68	Less than 2.0% of mass 69	0.0 (0.0)1
69	Mass 69 relative abundance	42.7
70	Less than 2.0% of mass 69	0.2 (0.4)1
127	25.0 - 75.0% of mass 198	54.0
197	Less than 1.0% of mass 198	0.0
198	Base Peak, 100% relative abundance	100.0
199	5.0 - 9.0% of mass 198	7.2
275	10.0 - 30.0% of mass 198	22.5
365	Greater than 0.75% of mass 198	2.1
441	Present, but less than mass 443	8.9
442	40.0 - 110.0% of mass 198	55.6
443	15.0 - 24.0% of mass 442	11.0 (19.8)2

1-Value is % of mass 69 2-Value is % of mass 442

THIS TUNE APPLIES TO THE FOLLOWING SAMPLES, MS, MSD, BLANKS, AND STANDARDS:

	EPA SAMPLE NO.	LAB SAMPLE ID	LAB FILE ID	DATE ANALYZED	TIME ANALYZED
01	SSTD006	L6	1SMH0622	06/22/09	1020
02	LE8F0BLK	LE8F01AA	LE8F01AA	06/22/09	1252
03	LE8F0CHK	LE8F01AC	LE8F01AC	06/22/09	1311
04	LE8F0CKDUP	LE8F01AD	LE8F01AD	06/22/09	1330
05					
06					
07					
08					
09					
10					
11					
12					
13					
14					
15					
16					
17					
18					
19					
20					
21					
22					

TestAmerica North Canton

CONTINUING CALIBRATION COMPOUNDS

Instrument ID: a4hp10.i
Lab File ID: 1SMH0622.D
Analysis Type:
Lab Sample ID: L6
Method: \\cansvr11\dd\chem\MSS\a4hp10.i\90622a.b\8270C-625.m

Injection Date: 22-JUN-2009 10:20
Init. Cal. Date(s): 10-JUN-2009 10-JUN-2009
Init. Cal. Times: 11:38 17:25
Quant Type: ISTD

COMPOUND	RRF / AMOUNT	RF5	CCAL RRF5	MIN RRF	%D / %DRIFT	MAX %D / %DRIFT	CURVE TYPE
198 1,4-Dioxane	0.53130	0.51700	0.51700	0.010	2.69243	50.00000	Averaged
9 Pyridine	1.37570	1.34866	1.34866	0.010	1.96492	50.00000	Averaged
10 N-Nitrosodimethylamine	0.74482	0.72593	0.72593	0.010	2.53726	50.00000	Averaged
12 3-Chloropropionitrile	0.88052	0.83632	0.83632	0.010	5.02002	50.00000	Averaged
209 Benzaldehyde	0.86427	0.81402	0.81402	0.010	5.81390	50.00000	Averaged
21 Aniline	2.17119	2.18262	2.18262	0.010	-0.52664	50.00000	Averaged
22 Phenol	1.86352	1.84186	1.84186	0.010	1.16250	20.00000	Averaged
23 bis(2-Chloroethyl)ether	1.51233	1.29944	1.29944	0.010	14.07663	50.00000	Averaged
24 2-Chlorophenol	1.47249	1.40862	1.40862	0.010	4.33784	50.00000	Averaged
26 1,3-Dichlorobenzene	1.46961	1.38597	1.38597	0.010	5.69142	50.00000	Averaged
27 1,4-Dichlorobenzene	1.39833	1.33248	1.33248	0.010	4.70931	20.00000	Averaged
28 1,2-Dichlorobenzene	1.39336	1.31645	1.31645	0.010	5.51976	50.00000	Averaged
29 Benzyl Alcohol	0.89095	0.81268	0.81268	0.010	8.78479	50.00000	Averaged
30 2-Methylphenol	1.30976	1.43525	1.43525	0.010	-9.58116	50.00000	Averaged
31 bis(2-Chloroisopropyl)ether	1.92192	1.79962	1.79962	0.010	6.36314	50.00000	Averaged
37 Acetophenone	1.82340	1.76797	1.76797	0.010	3.04021	50.00000	Averaged
32 N-Nitroso-di-n-propylamine	0.93144	0.92227	0.92227	0.050	0.98374	50.00000	Averaged
192 4-Methylphenol	1.36111	1.38710	1.38710	0.010	-1.90929	50.00000	Averaged
34 Hexachloroethane	0.52795	0.48451	0.48451	0.010	8.22733	50.00000	Averaged
35 Nitrobenzene	0.36510	0.35116	0.35116	0.010	3.81728	50.00000	Averaged
41 Isophorone	0.68306	0.68737	0.68737	0.010	-0.63105	50.00000	Averaged
42 2-Nitrophenol	0.20495	0.20905	0.20905	0.010	-2.00094	20.00000	Averaged
43 2,4-Dimethylphenol	0.37173	0.37915	0.37915	0.010	-1.99826	50.00000	Averaged
44 bis(2-Chloroethoxy)methane	0.40162	0.39084	0.39084	0.010	2.68286	50.00000	Averaged
46 2,4-Toluenediamene	++++	0.14074	0.14074	0.010	++++	50.00000	Averaged
47 1,3,5-Trichlorobenzene	0.35983	0.39605	0.39605	0.010	-10.06605	50.00000	Averaged
48 2,4-Dichlorophenol	0.29787	0.30582	0.30582	0.010	-2.66623	20.00000	Averaged
49 Benzoic Acid	10.00000	9.72628	0.22585	0.010	2.73720	0.000e+000	Quadratic
50 1,2,4-Trichlorobenzene	0.31589	0.30356	0.30356	0.010	3.90435	50.00000	Averaged
51 Naphthalene	5.00000	4.74427	1.05105	0.010	5.11453	0.000e+000	Quadratic
52 4-Chloroaniline	0.40593	0.44342	0.44342	0.010	-9.23422	50.00000	Averaged
56 Hexachlorobutadiene	0.16143	0.15727	0.15727	0.010	2.57623	20.00000	Averaged
210 Caprolactam	5.00000	4.87832	0.11512	0.010	2.43367	0.000e+000	Quadratic
57 1,2,3-Trichlorobenzene	0.28806	0.27964	0.27964	0.010	2.92301	50.00000	Averaged
59 4-Chloro-3-Methylphenol	0.30493	0.31024	0.31024	0.010	-1.74228	20.00000	Averaged
62 2-Methylnaphthalene	5.00000	4.80658	0.65767	0.010	3.86833	0.000e+000	Quadratic
63 1-Methylnaphthalene	5.00000	4.86238	0.66850	0.010	2.75233	0.000e+000	Quadratic
64 Hexachlorocyclopentadiene	0.31656	0.29800	0.29800	0.050	5.86223	50.00000	Averaged
66 2,4,6-Trichlorophenol	0.37524	0.37298	0.37298	0.010	0.60218	20.00000	Averaged
67 2,4,5-Trichlorophenol	0.40450	0.41279	0.41279	0.010	-2.04893	50.00000	Averaged
211 1,1'-Biphenyl	1.43046	1.40781	1.40781	0.010	1.58350	50.00000	Averaged
68 1,2,3,5-Tetrachlorobenzene	0.52017	0.49552	0.49552	0.010	4.73948	50.00000	Averaged

TestAmerica North Canton

CONTINUING CALIBRATION COMPOUNDS

Instrument ID: a4hp10.i Injection Date: 22-JUN-2009 10:20
Lab File ID: 1SMH0622.D Init. Cal. Date(s): 10-JUN-2009 10-JUN-2009
Analysis Type: Init. Cal. Times: 11:38 17:25
Lab Sample ID: L6 Quant Type: ISTD
Method: \\cansvr11\dd\chem\MSS\a4hp10.i\90622a.b\8270C-625.m

COMPOUND	RRF / AMOUNT	RF5	CCAL RRF5	MIN RRF	%D / %DRIFT	MAX %D / %DRIFT	CURVE TYPE
70 2-Chloronaphthalene	5.00000	4.66830	1.07098	0.010	6.63391	0.000e+000	Quadratic
73 2-Nitroaniline	0.33581	0.32694	0.32694	0.010	2.64130	50.00000	Averaged
74 1,2,3,4-Tetrachlorobenzene	0.48841	0.46356	0.46356	0.010	5.08884	50.00000	Averaged
76 Dimethylphthalate	1.27970	1.28136	1.28136	0.010	-0.12962	50.00000	Averaged
78 2,6-Dinitrotoluene	0.29967	0.29851	0.29851	0.010	0.38707	50.00000	Averaged
79 Acenaphthylene	5.00000	4.80052	1.82911	0.010	3.98969	0.000e+000	Quadratic
80 1,2-Dinitrobenzene	0.15454	0.14727	0.14727	0.010	4.70601	50.00000	Averaged
81 3-Nitroaniline	0.32496	0.32578	0.32578	0.010	-0.25306	50.00000	Averaged
82 Acenaphthene	5.00000	4.80269	1.07954	0.010	3.94627	0.000e+000	Quadratic
83 2,4-Dinitrophenol	10.00000	10.75121	0.22937	0.050	-7.51214	0.000e+000	Quadratic
85 4-Nitrophenol	0.17366	0.18082	0.18082	0.050	-4.12640	50.00000	Averaged
86 Dibenzofuran	5.00000	4.76567	1.58758	0.010	4.68662	0.000e+000	Quadratic
87 2,4-Dinitrotoluene	0.38012	0.38042	0.38042	0.010	-0.07832	50.00000	Averaged
91 2,3,5,6-Tetrachlorophenol	0.30132	0.30777	0.30777	0.010	-2.14118	50.00000	Averaged
93 Diethylphthalate	1.21050	1.16540	1.16540	0.010	3.72592	50.00000	Averaged
94 Fluorene	5.00000	4.78891	1.31405	0.010	4.22176	0.000e+000	Quadratic
95 4-Chlorophenyl-phenylether	0.61087	0.58315	0.58315	0.010	4.53788	50.00000	Averaged
96 4-Nitroaniline	0.35004	0.35200	0.35200	0.010	-0.55824	50.00000	Averaged
98 4,6-Dinitro-2-methylphenol	5.00000	5.00898	0.17499	0.010	-0.17963	0.000e+000	Quadratic
99 N-Nitrosodiphenylamine	0.65941	0.65873	0.65873	0.010	0.10221	20.00000	Averaged
100 1,2-Diphenylhydrazine	0.82946	0.84401	0.84401	0.010	-1.75497	50.00000	Averaged
106 4-Bromophenyl-phenylether	0.21348	0.20561	0.20561	0.010	3.68535	50.00000	Averaged
107 Hexachlorobenzene	0.19966	0.18867	0.18867	0.010	5.50638	50.00000	Averaged
212 Atrazine	0.17852	0.17588	0.17588	0.010	1.47697	50.00000	Averaged
111 Pentachlorophenol	0.14584	0.15162	0.15162	0.010	-3.96295	20.00000	Averaged
115 Phenanthrene	5.00000	4.79855	1.21452	0.010	4.02909	0.000e+000	Quadratic
116 Anthracene	5.00000	4.77442	1.23522	0.010	4.51169	0.000e+000	Quadratic
119 Carbazole	1.19793	1.20513	1.20513	0.010	-0.60062	50.00000	Averaged
120 Di-n-Butylphthalate	1.31598	1.34551	1.34551	0.010	-2.24416	50.00000	Averaged
123 Fluoranthene	5.00000	4.79795	1.25731	0.010	4.04096	0.000e+000	Quadratic
124 Benzidine	5.00000	6.06422	0.83170	0.010	-21.28450	0.000e+000	Quadratic
125 Pyrene	5.00000	4.67780	1.55382	0.010	6.44405	0.000e+000	Quadratic
131 Butylbenzylphthalate	0.68859	0.67067	0.67067	0.010	2.60142	50.00000	Averaged
133 3,3'-Dimethoxybenzidine	5.00000	6.38274	0.30986	0.010	-27.65481	0.000e+000	Quadratic
135 3,3'-Dichlorobenzidine	0.47017	0.51193	0.51193	0.010	-8.87984	50.00000	Averaged
136 Benzo(a)Anthracene	5.00000	4.63008	1.34166	0.010	7.39842	0.000e+000	Quadratic
137 Chrysene	5.00000	4.77191	1.26808	0.010	4.56171	0.000e+000	Quadratic
138 4,4'-Methylene bis(o-chloro	5.00000	5.05366	0.25243	0.010	-1.07321	0.000e+000	Quadratic
139 bis(2-ethylhexyl)Phthalate	0.97326	0.93559	0.93559	0.010	3.86984	50.00000	Averaged
140 Di-n-octylphthalate	1.68997	1.71229	1.71229	0.010	-1.32018	20.00000	Averaged
141 Benzo(b)fluoranthene	5.00000	4.72803	1.43396	0.010	5.43944	0.000e+000	Quadratic
142 Benzo(k)fluoranthene	5.00000	4.75020	1.40404	0.010	4.99602	0.000e+000	Quadratic

TestAmerica North Canton

CONTINUING CALIBRATION COMPOUNDS

Instrument ID: a4hp10.i Injection Date: 22-JUN-2009 10:20
Lab File ID: 1SMH0622.D Init. Cal. Date(s): 10-JUN-2009 10-JUN-2009
Analysis Type: Init. Cal. Times: 11:38 17:25
Lab Sample ID: L6 Quant Type: ISTD
Method: \\cansvr11\dd\chem\MSS\a4hp10.i\90622a.b\8270C-625.m

COMPOUND	RRF / AMOUNT	RF5	CCAL RRF5	MIN RRF	%D / %DRIFT	MAX %D / %DRIFT	CURVE TYPE
146 Benzo(a)pyrene	5.00000	4.71558	1.31207	0.010	5.68830	0.000e+000	Quadratic
149 Indeno(1,2,3-cd)pyrene	5.00000	4.76231	1.32616	0.010	4.75390	0.000e+000	Quadratic
150 Dibenz(a,h)anthracene	5.00000	4.67595	1.11154	0.010	6.48093	0.000e+000	Quadratic
151 Benzo(g,h,i)perylene	5.00000	4.78165	1.09643	0.010	4.36708	0.000e+000	Quadratic
$ 154 Nitrobenzene-d5	5.00000	4.68605	0.35160	0.010	6.27897	0.000e+000	Quadratic
$ 155 2-Fluorobiphenyl	5.00000	4.68108	1.26973	0.010	6.37848	0.000e+000	Quadratic
$ 156 Terphenyl-d14	5.00000	4.62412	0.89058	0.010	7.51752	0.000e+000	Quadratic
$ 157 Phenol-d5	1.80547	1.70745	1.70745	0.010	5.42917	50.00000	Averaged
$ 158 2-Fluorophenol	1.32507	1.24642	1.24642	0.010	5.93586	50.00000	Averaged
$ 159 2,4,6-Tribromophenol	0.12821	0.12778	0.12778	0.010	0.32999	50.00000	Averaged
$ 186 2-Chlorophenol-d4	1.30366	1.26154	1.26154	0.010	3.23141	50.00000	Averaged
$ 187 1,2-Dichlorobenzene-d4	0.88040	0.83400	0.83400	0.010	5.27088	50.00000	Averaged
M 195 Cresols, total	2.67087	2.82235	2.82235	0.010	-5.67148	50.00000	Averaged
101 Diphenylamine	0.65941	0.65873	0.65873	0.010	0.10221	50.00000	Averaged

5B

SEMIVOLATILE ORGANIC GC/MS TUNING AND MASS CALIBRATION - DECAFLUOROTRIPHENYLPHOSPHINE (DFTPP)

Lab Name: NORTH CANTON Contract:

Lab Code: TALCAN Case No.: SAS No.: SDG No.: 9F11135

Lab File ID: 1DF0623 DFTPP Injection Date: 06/23/09

Instrument ID: A4HP10 DFTPP Injection Time: 0908

m/e	ION ABUNDANCE CRITERIA	% RELATIVE ABUNDANCE
51	30.0 - 80.0% of mass 198	40.8
68	Less than 2.0% of mass 69	0.0 (0.0)1
69	Mass 69 relative abundance	40.5
70	Less than 2.0% of mass 69	0.2 (0.5)1
127	25.0 - 75.0% of mass 198	53.2
197	Less than 1.0% of mass 198	0.0
198	Base Peak, 100% relative abundance	100.0
199	5.0 - 9.0% of mass 198	6.8
275	10.0 - 30.0% of mass 198	23.0
365	Greater than 0.75% of mass 198	2.3
441	Present, but less than mass 443	9.5
442	40.0 - 110.0% of mass 198	68.0
443	15.0 - 24.0% of mass 442	12.5 (18.3)2

1-Value is % of mass 69 2-Value is % of mass 442

THIS TUNE APPLIES TO THE FOLLOWING SAMPLES, MS, MSD, BLANKS, AND STANDARDS:

	EPA SAMPLE NO.	LAB SAMPLE ID	LAB FILE ID	DATE ANALYZED	TIME ANALYZED
01	SSTD006	L6	1SMH0623	06/23/09	0927
02	LFD1KBLK	LFD1K1AA	LFD1K1AA	06/23/09	1235
03	LFD1KCHK	LFD1K1AC	LFD1K1AC	06/23/09	1254
04	LFD1KCKDUP	LFD1K1AD	LFD1K1AD	06/23/09	1313
05	MHSD-4	LETQW1AH	LETQW1AH	06/23/09	1625
06	ILSD-18	LETQN1AH	LETQN1AH	06/23/09	1644
07					
08					
09					
10					
11					
12					
13					
14					
15					
16					
17					
18					
19					
20					
21					
22					

TestAmerica North Canton

OKMW 6/24/09

CONTINUING CALIBRATION COMPOUNDS

Instrument ID: a4hp10.i
Lab File ID: 1SMH0623.D
Analysis Type:
Lab Sample ID: L6
Method: \\cansvr11\dd\chem\MSS\a4hp10.i\90623a.b\8270C-625.m

Injection Date: 23-JUN-2009 09:27
Init. Cal. Date(s): 10-JUN-2009 10-JUN-2009
Init. Cal. Times: 11:38 17:25
Quant Type: ISTD

COMPOUND	RRF / AMOUNT	RF5	CCAL RRF5	MIN RRF	%D / %DRIFT	MAX %D / %DRIFT	CURVE TYPE
198 1,4-Dioxane	0.53130	0.55127	0.55127	0.010	-3.75924	50.00000	Averaged
9 Pyridine	1.37570	1.41157	1.41157	0.010	-2.60758	50.00000	Averaged
10 N-Nitrosodimethylamine	0.74482	0.72498	0.72498	0.010	2.66473	50.00000	Averaged
12 3-Chloropropionitrile	0.88052	0.84603	0.84603	0.010	3.91687	50.00000	Averaged
209 Benzaldehyde	0.86427	0.84390	0.84390	0.010	2.35709	50.00000	Averaged
21 Aniline	2.17119	2.22624	2.22624	0.010	-2.53565	50.00000	Averaged
22 Phenol	1.86352	1.86955	1.86955	0.010	-0.32331	20.00000	Averaged
23 bis(2-Chloroethyl)ether	1.51233	1.36542	1.36542	0.010	9.71424	50.00000	Averaged
24 2-Chlorophenol	1.47249	1.45497	1.45497	0.010	1.19004	50.00000	Averaged
26 1,3-Dichlorobenzene	1.46961	1.44131	1.44131	0.010	1.92575	50.00000	Averaged
27 1,4-Dichlorobenzene	1.39833	1.35140	1.35140	0.010	3.35659	20.00000	Averaged
28 1,2-Dichlorobenzene	1.39336	1.37609	1.37609	0.010	1.23971	50.00000	Averaged
29 Benzyl Alcohol	0.89095	0.62731	0.62731	0.010	29.59117	50.00000	Averaged
30 2-Methylphenol	1.30976	1.54731	1.54731	0.010	-18.13668	50.00000	Averaged
31 bis(2-Chloroisopropyl)ether	1.92192	1.84290	1.84290	0.010	4.11113	50.00000	Averaged
37 Acetophenone	1.82340	1.82802	1.82802	0.010	-0.25339	50.00000	Averaged
32 N-Nitroso-di-n-propylamine	0.93144	0.95344	0.95344	0.050	-2.36168	50.00000	Averaged
192 4-Methylphenol	1.36111	1.48057	1.48057	0.010	-8.77635	50.00000	Averaged
34 Hexachloroethane	0.52795	0.51860	0.51860	0.010	1.77003	50.00000	Averaged
35 Nitrobenzene	0.36510	0.35255	0.35255	0.010	3.43796	50.00000	Averaged
41 Isophorone	0.68306	0.68766	0.68766	0.010	-0.67428	50.00000	Averaged
42 2-Nitrophenol	0.20495	0.20827	0.20827	0.010	-1.61913	20.00000	Averaged
43 2,4-Dimethylphenol	0.37173	0.38188	0.38188	0.010	-2.73098	50.00000	Averaged
44 bis(2-Chloroethoxy)methane	0.40162	0.38684	0.38684	0.010	3.67977	50.00000	Averaged
46 2,4-Toluenediamene	++++	0.20555	0.20555	0.010	++++	50.00000	Averaged
47 1,3,5-Trichlorobenzene	0.35983	0.39684	0.39684	0.010	-10.28798	50.00000	Averaged
48 2,4-Dichlorophenol	0.29787	0.31618	0.31618	0.010	-6.14458	20.00000	Averaged
49 Benzoic Acid	10.00000	8.58375	0.19567	0.010	14.16248	0.000e+000	Quadratic
50 1,2,4-Trichlorobenzene	0.31589	0.30898	0.30898	0.010	2.18904	50.00000	Averaged
51 Naphthalene	5.00000	4.83781	1.07087	0.010	3.24377	0.000e+000	Quadratic
52 4-Chloroaniline	0.40593	0.44490	0.44490	0.010	-9.59927	50.00000	Averaged
56 Hexachlorobutadiene	0.16143	0.15961	0.15961	0.010	1.13026	20.00000	Averaged
210 Caprolactam	5.00000	4.89314	0.11547	0.010	2.13730	0.000e+000	Quadratic
57 1,2,3-Trichlorobenzene	0.28806	0.27853	0.27853	0.010	3.30831	50.00000	Averaged
59 4-Chloro-3-Methylphenol	0.30493	0.32078	0.32078	0.010	-5.19900	20.00000	Averaged
62 2-Methylnaphthalene	5.00000	4.89043	0.66901	0.010	2.19140	0.000e+000	Quadratic
63 1-Methylnaphthalene	5.00000	4.86749	0.66919	0.010	2.65020	0.000e+000	Quadratic
64 Hexachlorocyclopentadiene	0.31656	0.27782	0.27782	0.050	12.23799	50.00000	Averaged
66 2,4,6-Trichlorophenol	0.37524	0.40221	0.40221	0.010	-7.18604	20.00000	Averaged
67 2,4,5-Trichlorophenol	0.40450	0.42302	0.42302	0.010	-4.57709	50.00000	Averaged
211 1,1'-Biphenyl	1.43046	1.44267	1.44267	0.010	-0.85357	50.00000	Averaged
68 1,2,3,5-Tetrachlorobenzene	0.52017	0.51450	0.51450	0.010	1.09097	50.00000	Averaged

TestAmerica North Canton

CONTINUING CALIBRATION COMPOUNDS

Instrument ID: a4hp10.i
Lab File ID: 1SMH0623.D
Analysis Type:
Lab Sample ID: L6
Method: \\cansvr11\dd\chem\MSS\a4hp10.i\90623a.b\8270C-625.m

Injection Date: 23-JUN-2009 09:27
Init. Cal. Date(s): 10-JUN-2009 10-JUN-2009
Init. Cal. Times: 11:38 17:25
Quant Type: ISTD

COMPOUND	RRF / AMOUNT	RF5	CCAL RRF5	MIN RRF	%D / %DRIFT	MAX %D / %DRIFT	CURVE TYPE
70 2-Chloronaphthalene	5.00000	4.80174	1.10135	0.010	3.96518	0.000e+000	Quadratic
73 2-Nitroaniline	0.33581	0.33857	0.33857	0.010	-0.82109	50.00000	Averaged
74 1,2,3,4-Tetrachlorobenzene	0.48841	0.48657	0.48657	0.010	0.37624	50.00000	Averaged
76 Dimethylphthalate	1.27970	1.28976	1.28976	0.010	-0.78575	50.00000	Averaged
78 2,6-Dinitrotoluene	0.29967	0.30872	0.30872	0.010	-3.01976	50.00000	Averaged
79 Acenaphthylene	5.00000	4.89384	1.86388	0.010	2.12322	0.000e+000	Quadratic
80 1,2-Dinitrobenzene	0.15454	0.15714	0.15714	0.010	-1.68237	50.00000	Averaged
81 3-Nitroaniline	0.32496	0.34282	0.34282	0.010	-5.49637	50.00000	Averaged
82 Acenaphthene	5.00000	4.91886	1.10519	0.010	1.62289	0.000e+000	Quadratic
83 2,4-Dinitrophenol	10.00000	10.67135	0.22746	0.050	-6.71350	0.000e+000	Quadratic
85 4-Nitrophenol	0.17366	0.17085	0.17085	0.050	1.61810	50.00000	Averaged
86 Dibenzofuran	5.00000	4.92498	1.64032	0.010	1.50036	0.000e+000	Quadratic
87 2,4-Dinitrotoluene	0.38012	0.39541	0.39541	0.010	-4.02211	50.00000	Averaged
91 2,3,5,6-Tetrachlorophenol	0.30132	0.30689	0.30689	0.010	-1.84880	50.00000	Averaged
93 Diethylphthalate	1.21050	1.21370	1.21370	0.010	-0.26391	50.00000	Averaged
94 Fluorene	5.00000	4.99286	1.36970	0.010	0.14271	0.000e+000	Quadratic
95 4-Chlorophenyl-phenylether	0.61087	0.59894	0.59894	0.010	1.95230	50.00000	Averaged
96 4-Nitroaniline	0.35004	0.36363	0.36363	0.010	-3.88107	50.00000	Averaged
98 4,6-Dinitro-2-methylphenol	5.00000	5.04801	0.17645	0.010	-0.96025	0.000e+000	Quadratic
99 N-Nitrosodiphenylamine	0.65941	0.66506	0.66506	0.010	-0.85746	20.00000	Averaged
100 1,2-Diphenylhydrazine	0.82946	0.83057	0.83057	0.010	-0.13374	50.00000	Averaged
106 4-Bromophenyl-phenylether	0.21348	0.20982	0.20982	0.010	1.71553	50.00000	Averaged
107 Hexachlorobenzene	0.19966	0.19803	0.19803	0.010	0.81808	50.00000	Averaged
212 Atrazine	0.17852	0.18563	0.18563	0.010	-3.98221	50.00000	Averaged
111 Pentachlorophenol	0.14584	0.14360	0.14360	0.010	1.53490	20.00000	Averaged
115 Phenanthrene	5.00000	4.87995	1.23448	0.010	2.40098	0.000e+000	Quadratic
116 Anthracene	5.00000	4.81137	1.24439	0.010	3.77257	0.000e+000	Quadratic
119 Carbazole	1.19793	1.21780	1.21780	0.010	-1.65859	50.00000	Averaged
120 Di-n-Butylphthalate	1.31598	1.34068	1.34068	0.010	-1.87729	50.00000	Averaged
123 Fluoranthene	5.00000	4.90170	1.28408	0.010	1.96608	0.000e+000	Quadratic
124 Benzidine	5.00000	6.55768	0.91148	0.010	-31.15356	0.000e+000	Quadratic
125 Pyrene	5.00000	4.67439	1.55273	0.010	6.51222	0.000e+000	Quadratic
131 Butylbenzylphthalate	0.68859	0.66711	0.66711	0.010	3.11948	50.00000	Averaged
133 3,3'-Dimethoxybenzidine	5.00000	6.43591	0.31278	0.010	-28.71826	0.000e+000	Quadratic
135 3,3'-Dichlorobenzidine	0.47017	0.53395	0.53395	0.010	-13.56445	50.00000	Averaged
136 Benzo(a)Anthracene	5.00000	5.10382	1.47816	0.010	-2.07647	0.000e+000	Quadratic
137 Chrysene	5.00000	4.78341	1.27113	0.010	4.33179	0.000e+000	Quadratic
138 4,4'-Methylene bis(o-chloro	5.00000	5.12447	0.25611	0.010	-2.48944	0.000e+000	Quadratic
139 bis(2-ethylhexyl)Phthalate	0.97326	0.95084	0.95084	0.010	2.30323	50.00000	Averaged
140 Di-n-octylphthalate	1.68997	1.74771	1.74771	0.010	-3.41661	20.00000	Averaged
141 Benzo(b)fluoranthene	5.00000	5.17154	1.57705	0.010	-3.43082	0.000e+000	Quadratic
142 Benzo(k)fluoranthene	5.00000	4.80661	1.42014	0.010	3.86782	0.000e+000	Quadratic

TestAmerica North Canton

CONTINUING CALIBRATION COMPOUNDS

Instrument ID: a4hp10.i
Lab File ID: 1SMH0623.D
Analysis Type:
Lab Sample ID: L6
Method: \\cansvr11\dd\chem\MSS\a4hp10.i\90623a.b\8270C-625.m

Injection Date: 23-JUN-2009 09:27
Init. Cal. Date(s): 10-JUN-2009 10-JUN-2009
Init. Cal. Times: 11:38 17:25
Quant Type: ISTD

COMPOUND	RRF / AMOUNT	RF5	CCAL RRF5	MIN RRF	%D / %DRIFT	MAX %D / %DRIFT	CURVE TYPE
146 Benzo(a)pyrene	5.00000	4.90916	1.36640	0.010	1.81690	0.000e+000	Quadratic
149 Indeno(1,2,3-cd)pyrene	5.00000	4.87548	1.35798	0.010	2.49035	0.000e+000	Quadratic
150 Dibenz(a,h)anthracene	5.00000	4.85765	1.15563	0.010	2.84697	0.000e+000	Quadratic
151 Benzo(g,h,i)perylene	5.00000	4.89045	1.12168	0.010	2.19104	0.000e+000	Quadratic
$ 154 Nitrobenzene-d5	5.00000	4.70746	0.35316	0.010	5.85074	0.000e+000	Quadratic
$ 155 2-Fluorobiphenyl	5.00000	4.82480	1.30784	0.010	3.50405	0.000e+000	Quadratic
$ 156 Terphenyl-d14	5.00000	4.65126	0.89566	0.010	6.97473	0.000e+000	Quadratic
$ 157 Phenol-d5	1.80547	1.75328	1.75328	0.010	2.89069	50.00000	Averaged
$ 158 2-Fluorophenol	1.32507	1.28507	1.28507	0.010	3.01896	50.00000	Averaged
$ 159 2,4,6-Tribromophenol	0.12821	0.13026	0.13026	0.010	-1.59917	50.00000	Averaged
$ 186 2-Chlorophenol-d4	1.30366	1.31278	1.31278	0.010	-0.69981	50.00000	Averaged
$ 187 1,2-Dichlorobenzene-d4	0.88040	0.87149	0.87149	0.010	1.01247	50.00000	Averaged
M 195 Cresols, total	2.67087	3.02788	3.02788	0.010	-13.36654	50.00000	Averaged
101 Diphenylamine	0.65941	0.66506	0.66506	0.010	-0.85746	50.00000	Averaged

5B

SEMIVOLATILE ORGANIC GC/MS TUNING AND MASS CALIBRATION - DECAFLUOROTRIPHENYLPHOSPHINE (DFTPP)

Lab Name: NORTH CANTON Contract:

Lab Code: TALCAN Case No.: SAS No.: SDG No.: 9F11135

Lab File ID: 7DF0623 DFTPP Injection Date: 06/23/09

Instrument ID: A4HP7 DFTPP Injection Time: 1222

m/e	ION ABUNDANCE CRITERIA	% RELATIVE ABUNDANCE
51	30.0 - 80.0% of mass 198	48.2
68	Less than 2.0% of mass 69	0.0 (0.0)1
69	Mass 69 relative abundance	65.3
70	Less than 2.0% of mass 69	0.2 (0.4)1
127	25.0 - 75.0% of mass 198	51.6
197	Less than 1.0% of mass 198	0.0
198	Base Peak, 100% relative abundance	100.0
199	5.0 - 9.0% of mass 198	6.4
275	10.0 - 30.0% of mass 198	24.0
365	Greater than 0.75% of mass 198	2.2
441	Present, but less than mass 443	9.6
442	40.0 - 110.0% of mass 198	65.7
443	15.0 - 24.0% of mass 442	12.1 (18.4)2

1-Value is % of mass 69 2-Value is % of mass 442

THIS TUNE APPLIES TO THE FOLLOWING SAMPLES, MS, MSD, BLANKS, AND STANDARDS:

	EPA SAMPLE NO.	LAB SAMPLE ID	LAB FILE ID	DATE ANALYZED	TIME ANALYZED
01	SSTD006	L6	7SMH0623	06/23/09	1239
02	SSTD005	L5	7SMM0623	06/23/09	1259
03	SSTD004	L4	7SM0623	06/23/09	1319
04	SSTD003	L3	7SML0623	06/23/09	1339
05	SSTD002	L2	7SL0623	06/23/09	1358
06	SSTD001	L1	7SLL0623	06/23/09	1440
07	SSTD007	L7	7SH0623	06/23/09	1500
08	SSTD008	L8	7SHH0623	06/23/09	1520
09	SSTD009	L9	7HHH0623	06/23/09	1540
10					
11					
12					
13					
14					
15					
16					
17					
18					
19					
20					
21					
22					

Report Date : 23-Jun-2009 16:13

TestAmerica North Canton

INITIAL CALIBRATION DATA

Start Cal Date : 23-JUN-2009 12:39
End Cal Date : 23-JUN-2009 15:40
Quant Method : ISTD
Origin : Included
Target Version : 4.14
Integrator : HP RTE
Method file : \\cansvr11\dd\chem\MSS\a4hp7.i\90623a.b\8270C-625.m
Last Edit : 23-Jun-2009 15:52 ulmanm

Calibration File Names:
Level 1: \\cansvr11\dd\chem\MSS\a4hp7.i\90623a.b\7SLL0623.D
Level 2: \\cansvr11\dd\chem\MSS\a4hp7.i\90623a.b\7SL0623.D
Level 3: \\cansvr11\dd\chem\MSS\a4hp7.i\90623a.b\7SML0623.D
Level 4: \\cansvr11\dd\chem\MSS\a4hp7.i\90623a.b\7SM0623.D
Level 5: \\cansvr11\dd\chem\MSS\a4hp7.i\90623a.b\7SMM0623.D
Level 6: \\cansvr11\dd\chem\MSS\a4hp7.i\90623a.b\7SMH0623.D
Level 7: \\cansvr11\dd\chem\MSS\a4hp7.i\90623a.b\7SH0623.D
Level 8: \\cansvr11\dd\chem\MSS\a4hp7.i\90623a.b\7SHH0623.D
Level 9: \\cansvr11\dd\chem\MSS\a4hp7.i\90623a.b\7HHH0623.D

Compound	0.0500000 Level 1	0.2500000 Level 2	0.5000000 Level 3	1.0000 Level 4	2.5000 Level 5	5.0000 Level 6	Curve	Coefficients b	m1	m2	%RSD or R^2	
	7.5000 Level 7	10.0000 Level 8	12.5000 Level 9									
198 1,4-Dioxane	+++++	0.64360	0.67298	0.64490	0.66671	0.64363						
	0.72542	0.69874	0.71367				AVRG		0.67621		4.85302	<-
7 N-Nitrosomorpholine	+++++	+++++	+++++	+++++	+++++	+++++						
	+++++	+++++	+++++				AVRG		0.000e+000		0.000e+000	<-
8 Ethyl methanesulfonate	+++++	+++++	+++++	+++++	+++++	+++++						
	+++++	+++++	+++++				AVRG		0.000e+000		0.000e+000	<-

TestAmerica North Canton

INITIAL CALIBRATION DATA

Start Cal Date : 23-JUN-2009 12:39
End Cal Date : 23-JUN-2009 15:40
Quant Method : ISTD
Origin : Included
Target Version : 4.14
Integrator : HP RTE
Method file : \\cansvr11\dd\chem\MSS\a4hp7.i\90623a.b\8270C-625.m
Last Edit : 23-Jun-2009 15:52 ulmanm

Compound	0.0500000 Level 1	0.2500000 Level 2	0.5000000 Level 3	1.0000 Level 4	2.5000 Level 5	5.0000 Level 6	Curve	Coefficients b	Coefficients m1	Coefficients m2	%RSD or R^2	
	7.5000 Level 7	10.0000 Level 8	12.5000 Level 9									
9 Pyridine	+++++	1.97937	1.90089	1.92789	2.01917	1.98468						
	2.30483	2.18957	2.25849				AVRG		2.07061		7.56683	<-
10 N-Nitrosodimethylamine	+++++	1.16993	1.07717	1.06133	1.10220	1.07443						
	1.25814	1.17511	1.18384				AVRG		1.13777		6.11015	<-
11 Ethyl methacrylate	+++++	1.92943	1.70979	1.67519	1.79544	1.73600						
	1.97443	1.87077	1.92709				AVRG		1.82727		6.21305	<-
12 3-Chloropropionitrile	+++++	0.99814	0.96125	0.93280	0.95440	0.89481						
	1.05732	0.98479	0.96740				AVRG		0.96886		4.93307	<-
13 Malononitrile	+++++	2.45369	2.39625	2.25117	2.35146	2.26099						
	2.64807	2.47065	2.43753				AVRG		2.40872		5.29948	<-
14 2-Picoline	+++++	+++++	+++++	+++++	+++++	+++++						
	+++++	+++++	+++++				AVRG		0.000e+000		0.000e+000	<-
15 N-Nitrosomethylethylamine	+++++	+++++	+++++	+++++	+++++	+++++						
	+++++	+++++	+++++				AVRG		0.000e+000		0.000e+000	<-

TestAmerica North Canton

INITIAL CALIBRATION DATA

Start Cal Date : 23-JUN-2009 12:39
End Cal Date : 23-JUN-2009 15:40
Quant Method : ISTD
Origin : Included
Target Version : 4.14
Integrator : HP RTE
Method file : \\cansvr11\dd\chem\MSS\a4hp7.i\90623a.b\8270C-625.m
Last Edit : 23-Jun-2009 15:52 ulmanm

Compound	0.0500000 Level 1 / 7.5000 Level 7	0.2500000 Level 2 / 10.0000 Level 8	0.5000000 Level 3 / 12.5000 Level 9	1.0000 Level 4	2.5000 Level 5	5.0000 Level 6	Curve	Coefficients b	Coefficients m1	Coefficients m2	%RSD or R^2	
16 Methyl methanesulfonate	+++++ / +++++	+++++ / +++++	+++++ / +++++	+++++	+++++	+++++	AVRG		0.000e+000		0.000e+000	<-
18 1,3-Dichloro-2-propanol	+++++ / +++++	+++++ / +++++	+++++ / +++++	+++++	+++++	+++++	AVRG		0.000e+000		0.000e+000	<-
19 N-Nitrosodiethylamine	+++++ / +++++	+++++ / +++++	+++++ / +++++	+++++	+++++	+++++	AVRG		0.000e+000		0.000e+000	<-
21 Aniline	+++++ / 3.85875	3.06508 / 3.44714	2.88328 / 3.55137	2.81613	3.22931	3.05817	AVRG		3.23866		11.03074	<-
22 Phenol	+++++ / 3.07825	2.62619 / 2.95698	2.49531 / 2.96929	2.47578	2.64473	2.64142	AVRG		2.73599		8.46381	<-
23 bis(2-Chloroethyl)ether	+++++ / 2.18875	2.14135 / 2.39772	2.10849 / 2.17398	2.03673	1.96572	2.03249	AVRG		2.13065		6.21746	<-
24 2-Chlorophenol	+++++ / 1.74918	1.59165 / 1.69474	1.50382 / 1.70265	1.44230	1.54910	1.53732	AVRG		1.59635		6.79540	<-

TestAmerica North Canton

INITIAL CALIBRATION DATA

Start Cal Date : 23-JUN-2009 12:39
End Cal Date : 23-JUN-2009 15:40
Quant Method : ISTD
Origin : Included
Target Version : 4.14
Integrator : HP RTE
Method file : \\cansvr11\dd\chem\MSS\a4hp7.i\90623a.b\8270C-625.m
Last Edit : 23-Jun-2009 15:52 ulmanm

Compound	0.0500000 Level 1	0.2500000 Level 2	0.5000000 Level 3	1.0000 Level 4	2.5000 Level 5	5.0000 Level 6	Curve	Coefficients b	Coefficients m1	Coefficients m2	%RSD or R^2	
	7.5000 Level 7	10.0000 Level 8	12.5000 Level 9									
25 Pentachloroethane	+++++	+++++	+++++	+++++	+++++	+++++						
	+++++	+++++	+++++				AVRG		0.000e+000		0.000e+000	<-
26 1,3-Dichlorobenzene	+++++	1.48055	1.48465	1.40688	1.44404	1.36958						
	1.60522	1.54198	1.50647				AVRG		1.47992		5.04859	<-
27 1,4-Dichlorobenzene	+++++	1.50843	1.32441	1.35309	1.39482	1.27666						
	1.51687	1.60962	1.40854				AVRG		1.42406		7.87129	<-
28 1,2-Dichlorobenzene	+++++	1.55608	1.38862	1.35335	1.41157	1.33692						
	1.59285	1.50475	1.49051				AVRG		1.45433		6.54990	<-
29 Benzyl Alcohol	+++++	1.12343	1.17714	1.11410	1.14574	1.17916						
	1.33657	1.31428	1.27331				AVRG		1.20797		7.25217	<-
30 2-Methylphenol	+++++	1.78824	1.68552	1.63405	1.72950	1.73650						
	2.06136	1.98229	1.96912				AVRG		1.82332		8.68599	<-
31 bis(2-Chloroisopropyl)ether	+++++	2.29881	2.09526	1.96498	2.04807	1.98225						
	2.29960	2.22534	2.13930				AVRG		2.13170		6.22841	<-

TestAmerica North Canton

INITIAL CALIBRATION DATA

Start Cal Date : 23-JUN-2009 12:39
End Cal Date : 23-JUN-2009 15:40
Quant Method : ISTD
Origin : Included
Target Version : 4.14
Integrator : HP RTE
Method file : \\cansvr11\dd\chem\MSS\a4hp7.i\90623a.b\8270C-625.m
Last Edit : 23-Jun-2009 15:52 ulmanm

Compound	0.0500000 Level 1	0.2500000 Level 2	0.5000000 Level 3	1.0000 Level 4	2.5000 Level 5	5.0000 Level 6	Curve	Coefficients b	m1	m2	%RSD or R^2	
	7.5000 Level 7	10.0000 Level 8	12.5000 Level 9									
32 N-Nitroso-di-n-propylamine	+++++	1.58990	1.62041	1.61907	1.67737	1.69614						
	1.95976	1.87654	1.85099				AVRG		1.73627		8.04111	<-
M 195 Cresols, total	+++++	3.66210	3.46166	3.40648	3.57930	3.60677						
	4.18203	4.09385	3.97770				AVRG		3.74624		7.91304	<-
192 4-Methylphenol	+++++	1.87386	1.77614	1.77243	1.84980	1.87027						
	2.12068	2.11156	2.00858				AVRG		1.92292		7.26850	<-
193 3-Methylphenol	+++++	+++++	+++++	+++++	+++++	+++++						
	+++++	+++++	+++++				AVRG		0.000e+000		0.000e+000	<-
34 Hexachloroethane	+++++	0.60827	0.57764	0.59251	0.62339	0.59931						
	0.68989	0.67603	0.64913				AVRG		0.62702		6.49366	<-
35 Nitrobenzene	+++++	0.55727	0.53666	0.51709	0.53352	0.53180						
	0.61567	0.57101	0.57065				AVRG		0.55421		5.68762	<-
36 N-Nitrosopyrrolidine	+++++	+++++	+++++	+++++	+++++	+++++						
	+++++	+++++	+++++				AVRG		0.000e+000		0.000e+000	<-

TestAmerica North Canton

INITIAL CALIBRATION DATA

Start Cal Date : 23-JUN-2009 12:39
End Cal Date : 23-JUN-2009 15:40
Quant Method : ISTD
Origin : Included
Target Version : 4.14
Integrator : HP RTE
Method file : \\cansvr11\dd\chem\MSS\a4hp7.i\90623a.b\8270C-625.m
Last Edit : 23-Jun-2009 15:52 ulmanm

Compound	0.0500000 Level 1	0.2500000 Level 2	0.5000000 Level 3	1.0000 Level 4	2.5000 Level 5	5.0000 Level 6	Curve	Coefficients b	m1	m2	%RSD or R^2	
	7.5000 Level 7	10.0000 Level 8	12.5000 Level 9									
37 Acetophenone	+++++	2.54512	2.40537	2.35906	2.45723	2.45030						
	2.91935	2.82845	2.77041				AVRG		2.59191		8.30603	<-
39 o-Toluidine	+++++	+++++	+++++	+++++	+++++	+++++						
	+++++	+++++	+++++				AVRG		0.000e+000		0.000e+000	<-
40 N-Nitrosopiperidine	+++++	+++++	+++++	+++++	+++++	+++++						
	+++++	+++++	+++++				AVRG		0.000e+000		0.000e+000	<-
41 Isophorone	+++++	0.96874	0.95155	0.94202	0.98379	1.01441						
	1.17931	1.09950	0.95318				AVRG		1.01156		8.38268	<-
42 2-Nitrophenol	+++++	0.19024	0.17912	0.18657	0.19710	0.20551						
	0.23175	0.22227	0.22447				AVRG		0.20463		9.56463	<-
43 2,4-Dimethylphenol	+++++	0.47280	0.47375	0.44537	0.47504	0.48169						
	0.54345	0.51363	0.51979				AVRG		0.49069		6.51015	<-
44 bis(2-Chloroethoxy)methane	+++++	0.57217	0.52754	0.52042	0.52692	0.53137						
	0.62387	0.56790	0.57481				AVRG		0.55562		6.41416	<-

TestAmerica North Canton

INITIAL CALIBRATION DATA

Start Cal Date : 23-JUN-2009 12:39
End Cal Date : 23-JUN-2009 15:40
Quant Method : ISTD
Origin : Included
Target Version : 4.14
Integrator : HP RTE
Method file : \\cansvr11\dd\chem\MSS\a4hp7.i\90623a.b\8270C-625.m
Last Edit : 23-Jun-2009 15:52 ulmanm

Compound	0.0500000 Level 1	0.2500000 Level 2	0.5000000 Level 3	1.0000 Level 4	2.5000 Level 5	5.0000 Level 6	Curve	Coefficients b	Coefficients m1	Coefficients m2	%RSD or R^2	
	7.5000 Level 7	10.0000 Level 8	12.5000 Level 9									
45 O,O,O-Triethyl phosphorothioa	+++++	+++++	+++++	+++++	+++++	+++++						
	+++++	+++++	+++++				AVRG		0.000e+000		0.000e+000	<-
46 2,4-Toluenediamene	+++++	0.11371	0.09626	0.09159	0.07822	0.08576						
	0.12059	0.10211	0.10461				AVRG		0.09911		14.23283	<-
47 1,3,5-Trichlorobenzene	+++++	0.41545	0.33208	0.32869	0.33006	0.37367						
	0.34405	0.34677	0.37177				AVRG		0.35532		8.45033	<-
48 2,4-Dichlorophenol	+++++	0.27742	0.26325	0.26362	0.26931	0.28096						
	0.31191	0.29900	0.29746				AVRG		0.28287		6.39330	<-
49 Benzoic Acid	+++++	+++++	70999	211766	569465	1352624						
	2642806	2438813	4275203				QUAD	0.30973	3.53227	-0.03689	0.99793	<-
50 1,2,4-Trichlorobenzene	+++++	0.30857	0.29871	0.27903	0.28965	0.28379						
	0.32667	0.30223	0.30260				AVRG		0.29891		5.05463	<-
51 Naphthalene	43894	135197	239292	488055	1289160	2813640						
	5650665	5233603	+++++				QUAD	0.02099	0.93145	-0.01916	0.99667	

TestAmerica North Canton

INITIAL CALIBRATION DATA

Start Cal Date : 23-JUN-2009 12:39
End Cal Date : 23-JUN-2009 15:40
Quant Method : ISTD
Origin : Included
Target Version : 4.14
Integrator : HP RTE
Method file : \\cansvr11\dd\chem\MSS\a4hp7.i\90623a.b\8270C-625.m
Last Edit : 23-Jun-2009 15:52 ulmanm

Compound	0.0500000 Level 1	0.2500000 Level 2	0.5000000 Level 3	1.0000 Level 4	2.5000 Level 5	5.0000 Level 6	Curve	Coefficients b	m1	m2	%RSD or R^2	
	7.5000 Level 7	10.0000 Level 8	12.5000 Level 9									
52 4-Chloroaniline	+++++	0.43240	0.40663	0.41724	0.44552	0.47340						
	0.55436	0.50575	0.48166				AVRG		0.46462		10.64534	<-
53 a,a-Dimethyl-phenethylamine	+++++	+++++	+++++	+++++	+++++	+++++						
	+++++	+++++	+++++				AVRG		0.000e+000		0.000e+000	<-
54 2,6-Dichlorophenol	+++++	+++++	+++++	+++++	+++++	+++++						
	+++++	+++++	+++++				AVRG		0.000e+000		0.000e+000	<-
55 Hexachloropropene	+++++	+++++	+++++	+++++	+++++	+++++						
	+++++	+++++	+++++				AVRG		0.000e+000		0.000e+000	<-
56 Hexachlorobutadiene	+++++	0.16178	0.14533	0.14413	0.14357	0.14239						
	0.16421	0.15133	0.15021				AVRG		0.15037		5.60436	<-
57 1,2,3-Trichlorobenzene	+++++	0.28536	+++++	0.25907	0.26689	0.25617						
	0.29992	0.27670	0.27540				AVRG		0.27422		5.57304	<-
58 N-Nitrosodi-n-butylamine	+++++	+++++	+++++	+++++	+++++	+++++						
	+++++	+++++	+++++				AVRG		0.000e+000		0.000e+000	<-

TestAmerica North Canton

INITIAL CALIBRATION DATA

Start Cal Date : 23-JUN-2009 12:39
End Cal Date : 23-JUN-2009 15:40
Quant Method : ISTD
Origin : Included
Target Version : 4.14
Integrator : HP RTE
Method file : \\cansvr11\dd\chem\MSS\a4hp7.i\90623a.b\8270C-625.m
Last Edit : 23-Jun-2009 15:52 ulmanm

Compound	0.0500000 Level 1	0.2500000 Level 2	0.5000000 Level 3	1.0000 Level 4	2.5000 Level 5	5.0000 Level 6	Curve	Coefficients b	Coefficients m1	Coefficients m2	%RSD or R^2	
	7.5000 Level 7	10.0000 Level 8	12.5000 Level 9									
59 4-Chloro-3-Methylphenol	+++++	0.38805	0.37550	0.37755	0.40940	0.41596						
	0.47517	0.44286	0.44505				AVRG		0.41619		8.62022	<-
60 p-Phenylene diamine	+++++	+++++	+++++	+++++	+++++	+++++						
	+++++	+++++	+++++				AVRG		0.000e+000		0.000e+000	<-
61 Safrole	+++++	+++++	+++++	+++++	+++++	+++++						
	+++++	+++++	+++++				AVRG		0.000e+000		0.000e+000	<-
62 2-Methylnaphthalene	0.80357	0.63857	0.61647	0.60279	0.63118	0.63648						
	0.72443	0.69506	0.70487				AVRG		0.67260		9.63344	
63 1-Methylnaphthalene	0.87917	0.65613	0.63097	0.60758	0.62809	0.63713						
	0.74002	0.70099	0.70626				AVRG		0.68737		12.24386	
64 Hexachlorocyclopentadiene	+++++	11618	24614	57077	177075	398670						
	850393	742812	1299439				QUAD	0.13931	3.08326	-0.05279	0.99515	<-
65 1,2,4,5-Tetrachlorobenzene	+++++	+++++	+++++	+++++	+++++	+++++						
	+++++	+++++	+++++				AVRG		0.000e+000		0.000e+000	<-

TestAmerica North Canton

INITIAL CALIBRATION DATA

Start Cal Date : 23-JUN-2009 12:39
End Cal Date : 23-JUN-2009 15:40
Quant Method : ISTD
Origin : Included
Target Version : 4.14
Integrator : HP RTE
Method file : \\cansvr11\dd\chem\MSS\a4hp7.i\90623a.b\8270C-625.m
Last Edit : 23-Jun-2009 15:52 ulmanm

Compound	0.0500000 Level 1	0.2500000 Level 2	0.5000000 Level 3	1.0000 Level 4	2.5000 Level 5	5.0000 Level 6	Curve	Coefficients b	Coefficients m1	Coefficients m2	%RSD or R^2	
	7.5000 Level 7	10.0000 Level 8	12.5000 Level 9									
66 2,4,6-Trichlorophenol	+++++	0.34887	0.34063	0.33489	0.35744	0.36438						
	0.40663	0.38836	0.39680				AVRG		0.36725		7.32656	<-
67 2,4,5-Trichlorophenol	+++++	0.37221	0.34737	0.36474	0.38404	0.39144						
	0.43929	0.41467	0.41628				AVRG		0.39126		7.80359	<-
68 1,2,3,5-Tetrachlorobenzene	+++++	0.56761	0.51872	0.49875	0.49184	0.48628						
	0.57090	0.53497	0.53394				AVRG		0.52538		6.20024	<-
69 1,4-Dinitrobenzene	+++++	+++++	+++++	+++++	+++++	+++++						
	+++++	+++++	+++++				AVRG		0.000e+000		0.000e+000	<-
70 2-Chloronaphthalene	26911	76154	138098	280942	721394	1545445						
	3131764	2851393	4851852				QUAD	0.03543	0.84074	-0.00424	0.99764	
71 Isosafrole 1	+++++	+++++	+++++	+++++	+++++	+++++						
	+++++	+++++	+++++				AVRG		0.000e+000		0.000e+000	<-
M 188 Isosafrole, Total	+++++	+++++	+++++	+++++	+++++	+++++						
	+++++	+++++	+++++				AVRG		0.000e+000		0.000e+000	<-

TestAmerica North Canton

INITIAL CALIBRATION DATA

Start Cal Date : 23-JUN-2009 12:39
End Cal Date : 23-JUN-2009 15:40
Quant Method : ISTD
Origin : Included
Target Version : 4.14
Integrator : HP RTE
Method file : \\cansvr11\dd\chem\MSS\a4hp7.i\90623a.b\8270C-625.m
Last Edit : 23-Jun-2009 15:52 ulmanm

Compound	0.0500000 Level 1	0.2500000 Level 2	0.5000000 Level 3	1.0000 Level 4	2.5000 Level 5	5.0000 Level 6	Curve	Coefficients b	Coefficients m1	Coefficients m2	%RSD or R^2	
	7.5000 Level 7	10.0000 Level 8	12.5000 Level 9									
72 Isosafrole 2	+++++	+++++	+++++	+++++	+++++	+++++						
	+++++	+++++	+++++				AVRG		0.000e+000		0.000e+000	<-
73 2-Nitroaniline	+++++	0.54180	0.51519	0.51137	0.54036	0.56487						
	0.64291	0.60516	0.59843				AVRG		0.56501		8.27484	<-
74 1,2,3,4-Tetrachlorobenzene	+++++	0.49958	0.48881	0.45535	0.46320	0.46238						
	0.54237	0.50435	0.50268				AVRG		0.48984		5.91875	<-
75 1,4-Naphthoquinone	+++++	+++++	+++++	+++++	+++++	+++++						
	+++++	+++++	+++++				AVRG		0.000e+000		0.000e+000	<-
76 Dimethylphthalate	+++++	1.32214	1.28373	1.22068	1.26535	1.30601						
	1.50417	1.42122	1.44832				AVRG		1.34645		7.39508	<-
77 m-Dinitrobenzene	+++++	+++++	+++++	+++++	+++++	+++++						
	+++++	+++++	+++++				AVRG		0.000e+000		0.000e+000	<-
78 2,6-Dinitrotoluene	+++++	0.27130	0.28732	0.27304	0.30135	0.30125						
	0.34853	0.32353	0.32089				AVRG		0.30340		8.78089	<-

TestAmerica North Canton

INITIAL CALIBRATION DATA

Start Cal Date : 23-JUN-2009 12:39
End Cal Date : 23-JUN-2009 15:40
Quant Method : ISTD
Origin : Included
Target Version : 4.14
Integrator : HP RTE
Method file : \\cansvr11\dd\chem\MSS\a4hp7.i\90623a.b\8270C-625.m
Last Edit : 23-Jun-2009 15:52 ulmanm

Compound	0.0500000 Level 1	0.2500000 Level 2	0.5000000 Level 3	1.0000 Level 4	2.5000 Level 5	5.0000 Level 6	Curve	Coefficients b	Coefficients m1	Coefficients m2	%RSD or R^2	
	7.5000 Level 7	10.0000 Level 8	12.5000 Level 9									
79 Acenaphthylene	2.51805	1.88602	1.81144	1.74523	1.84186	1.92131						
	2.22362	2.12318	1.73631				AVRG		1.97856		13.17485	
80 1,2-Dinitrobenzene	+++++	0.13893	0.13815	0.13754	0.14272	0.14772						
	0.16913	0.15754	0.15306				AVRG		0.14810		7.56941	<-
81 3-Nitroaniline	+++++	0.29211	0.29070	0.31287	0.32223	0.34880						
	0.38659	0.36303	0.36627				AVRG		0.33532		10.73437	<-
82 Acenaphthene	1.76934	1.26588	1.19055	1.12901	1.15958	1.21757						
	1.42678	1.34125	1.35272				AVRG		1.31696		14.87824	
83 2,4-Dinitrophenol	+++++	+++++	32756	91500	282423	712330						
	1340142	1217840	2235442				QUAD	0.31217	3.86578	-0.10527	0.99752	<-
84 Pentachlorobenzene	+++++	+++++	+++++	+++++	+++++	+++++						
	+++++	+++++	+++++				AVRG		0.000e+000		0.000e+000	<-
85 4-Nitrophenol	+++++	+++++	0.18232	0.19988	0.21641	0.23548						
	0.26727	0.24726	0.25058				AVRG		0.22846		13.23999	<-

TestAmerica North Canton

INITIAL CALIBRATION DATA

Start Cal Date : 23-JUN-2009 12:39
End Cal Date : 23-JUN-2009 15:40
Quant Method : ISTD
Origin : Included
Target Version : 4.14
Integrator : HP RTE
Method file : \\cansvr11\dd\chem\MSS\a4hp7.i\90623a.b\8270C-625.m
Last Edit : 23-Jun-2009 15:52 ulmanm

Compound	0.0500000 Level 1	0.2500000 Level 2	0.5000000 Level 3	1.0000 Level 4	2.5000 Level 5	5.0000 Level 6	Curve	Coefficients b	Coefficients m1	Coefficients m2	%RSD or R^2	
	7.5000 Level 7	10.0000 Level 8	12.5000 Level 9									
86 Dibenzofuran	+++++	1.68574	1.57456	1.50212	1.55871	1.59919						
	1.87348	1.79065	1.62067				AVRG		1.65064		7.60590	<-
87 2,4-Dinitrotoluene	+++++	0.32482	0.36054	0.36982	0.40055	0.40312						
	0.46588	0.42761	0.43240				AVRG		0.39809		11.33461	<-
88 2,3,4,6-Tetrachlorophenol	+++++	+++++	+++++	+++++	+++++	+++++						
	+++++	+++++	+++++				AVRG		0.000e+000		0.000e+000	<-
89 1-Naphthylamine	+++++	+++++	+++++	+++++	+++++	+++++						
	+++++	+++++	+++++				AVRG		0.000e+000		0.000e+000	<-
90 Zinophos	+++++	+++++	+++++	+++++	+++++	+++++						
	+++++	+++++	+++++				AVRG		0.000e+000		0.000e+000	<-
91 2,3,5,6-Tetrachlorophenol	+++++	0.29566	0.29987	0.28678	0.30040	0.31137						
	0.35364	0.33527	0.34086				AVRG		0.31548		7.76016	<-
92 2-Naphthylamine	+++++	+++++	+++++	+++++	+++++	+++++						
	+++++	+++++	+++++				AVRG		0.000e+000		0.000e+000	<-

TestAmerica North Canton

INITIAL CALIBRATION DATA

Start Cal Date : 23-JUN-2009 12:39
End Cal Date : 23-JUN-2009 15:40
Quant Method : ISTD
Origin : Included
Target Version : 4.14
Integrator : HP RTE
Method file : \\cansvr11\dd\chem\MSS\a4hp7.i\90623a.b\8270C-625.m
Last Edit : 23-Jun-2009 15:52 ulmanm

Compound	0.0500000 Level 1	0.2500000 Level 2	0.5000000 Level 3	1.0000 Level 4	2.5000 Level 5	5.0000 Level 6	7.5000 Level 7	10.0000 Level 8	12.5000 Level 9	Curve	Coefficients b	Coefficients m1	Coefficients m2	%RSD or R^2	
93 Diethylphthalate	+++++	1.32387	1.24978	1.21704	1.27113	1.31527									
	1.50890	1.42285	1.39724							AVRG		1.33826		7.33879	<-
94 Fluorene	32785	88017	160505	330689	857492	1906761									
	3856771	3498931	5814880							QUAD	0.05997	0.65850	0.00105	0.99700	
95 4-Chlorophenyl-phenylether	+++++	0.66861	0.59395	0.59208	0.60502	0.59284									
	0.69868	0.64129	0.65479							AVRG		0.63091		6.47621	<-
96 4-Nitroaniline	+++++	0.32370	0.32358	0.32302	0.34502	0.37078									
	0.43071	0.40778	0.41270							AVRG		0.36716		12.18120	<-
97 5-Nitro-o-toluidine	+++++	+++++	+++++	+++++	+++++	+++++									
	+++++	+++++	+++++							AVRG		0.000e+000		0.000e+000	<-
98 4,6-Dinitro-2-methylphenol	+++++	+++++	20239	53106	162076	398008									
	756633	686410	1224712							QUAD	0.14777	5.42264	-0.23660	0.99860	<-
99 N-Nitrosodiphenylamine	+++++	0.62301	0.59448	0.57780	0.61928	0.60550									
	0.70601	0.68542	0.69257							AVRG		0.63801		7.72453	<-

TestAmerica North Canton

INITIAL CALIBRATION DATA

Start Cal Date : 23-JUN-2009 12:39
End Cal Date : 23-JUN-2009 15:40
Quant Method : ISTD
Origin : Included
Target Version : 4.14
Integrator : HP RTE
Method file : \\cansvr11\dd\chem\MSS\a4hp7.i\90623a.b\8270C-625.m
Last Edit : 23-Jun-2009 15:52 ulmanm

Compound	0.0500000 Level 1	0.2500000 Level 2	0.5000000 Level 3	1.0000 Level 4	2.5000 Level 5	5.0000 Level 6	Curve	Coefficients b	Coefficients m1	Coefficients m2	%RSD or R^2	
	7.5000 Level 7	10.0000 Level 8	12.5000 Level 9									
100 1,2-Diphenylhydrazine	+++++	1.28334	1.25017	1.25025	1.34136	1.36199						
	1.47238	1.51399	1.16652				AVRG		1.33000		8.84689	<-
101 Diphenylamine	+++++	0.62301	0.59448	0.57780	0.61928	0.60550						
	0.70601	0.68542	0.69257				AVRG		0.63801		7.72453	<-
102 Tetraethyl dithiopyrophosphat	+++++	+++++	+++++	+++++	+++++	+++++						
	+++++	+++++	+++++				AVRG		0.000e+000		0.000e+000	<-
103 Diallate 1	+++++	+++++	+++++	+++++	+++++	+++++						
	+++++	+++++	+++++				AVRG		0.000e+000		0.000e+000	<-
M 189 Diallate, Total	+++++	+++++	+++++	+++++	+++++	+++++						
	+++++	+++++	+++++				AVRG		0.000e+000		0.000e+000	<-
104 Phorate	+++++	+++++	+++++	+++++	+++++	+++++						
	+++++	+++++	+++++				AVRG		0.000e+000		0.000e+000	<-
105 1,3,5-Trinitrobenzene	+++++	+++++	+++++	+++++	+++++	+++++						
	+++++	+++++	+++++				AVRG		0.000e+000		0.000e+000	<-

TestAmerica North Canton

INITIAL CALIBRATION DATA

Start Cal Date : 23-JUN-2009 12:39
End Cal Date : 23-JUN-2009 15:40
Quant Method : ISTD
Origin : Included
Target Version : 4.14
Integrator : HP RTE
Method file : \\cansvr11\dd\chem\MSS\a4hp7.i\90623a.b\8270C-625.m
Last Edit : 23-Jun-2009 15:52 ulmanm

Compound	0.0500000 Level 1	0.2500000 Level 2	0.5000000 Level 3	1.0000 Level 4	2.5000 Level 5	5.0000 Level 6	Curve	Coefficients b	m1	m2	%RSD or R^2	
	7.5000 Level 7	10.0000 Level 8	12.5000 Level 9									
106 4-Bromophenyl-phenylether	+++++	0.20109	0.19766	0.18628	0.19699	0.18769						
	0.21823	0.20581	0.20500				AVRG		0.19984		5.16723	<-
107 Hexachlorobenzene	7426	20635	36253	74391	185562	400919						
	819208	725623	1244146				QUAD	0.02640	5.23652	-0.11032	0.99743	
108 Phenacetin	+++++	+++++	+++++	+++++	+++++	+++++						
	+++++	+++++	+++++				AVRG		0.000e+000		0.000e+000	<-
109 Diallate 2	+++++	+++++	+++++	+++++	+++++	+++++						
	+++++	+++++	+++++				AVRG		0.000e+000		0.000e+000	<-
110 Dimethoate	+++++	+++++	+++++	+++++	+++++	+++++						
	+++++	+++++	+++++				AVRG		0.000e+000		0.000e+000	<-
111 Pentachlorophenol	+++++	20159	46095	106405	295257	662993						
	1332698	1239526	2138367				QUAD	0.18021	6.37925	-0.23798	0.99862	<-
112 Pentachloronitrobenzene	+++++	+++++	+++++	+++++	+++++	+++++						
	+++++	+++++	+++++				AVRG		0.000e+000		0.000e+000	<-

TestAmerica North Canton

INITIAL CALIBRATION DATA

Start Cal Date : 23-JUN-2009 12:39
End Cal Date : 23-JUN-2009 15:40
Quant Method : ISTD
Origin : Included
Target Version : 4.14
Integrator : HP RTE
Method file : \\cansvr11\dd\chem\MSS\a4hp7.i\90623a.b\8270C-625.m
Last Edit : 23-Jun-2009 15:52 ulmanm

Compound	0.0500000 Level 1	0.2500000 Level 2	0.5000000 Level 3	1.0000 Level 4	2.5000 Level 5	5.0000 Level 6	Curve	Coefficients b	m1	m2	%RSD or R^2	
	7.5000 Level 7	10.0000 Level 8	12.5000 Level 9									
113 4-Aminobiphenyl	+++++	+++++	+++++	+++++	+++++	+++++						
	+++++	+++++	+++++				AVRG		0.000e+000		0.000e+000	<-
114 Pronamide	+++++	+++++	+++++	+++++	+++++	+++++						
	+++++	+++++	+++++				AVRG		0.000e+000		0.000e+000	<-
115 Phenanthrene	50753	127905	229721	473672	1223067	2729498						
	5574738	5191679	+++++				QUAD	0.01275	0.84656	-0.01915	0.99766	
116 Anthracene	44879	126263	222703	474057	1241821	2768411						
	5735884	5159572	+++++				QUAD	0.02697	0.81232	-0.01472	0.99613	
117 Dinoseb	+++++	+++++	+++++	+++++	+++++	+++++						
	+++++	+++++	+++++				AVRG		0.000e+000		0.000e+000	<-
118 Disulfoton	+++++	+++++	+++++	+++++	+++++	+++++						
	+++++	+++++	+++++				AVRG		0.000e+000		0.000e+000	<-
119 Carbazole	+++++	1.13781	1.07759	1.04630	1.11445	1.15132						
	1.32360	1.27693	1.14236				AVRG		1.15879		8.19314	<-

TestAmerica North Canton

INITIAL CALIBRATION DATA

Start Cal Date : 23-JUN-2009 12:39
End Cal Date : 23-JUN-2009 15:40
Quant Method : ISTD
Origin : Included
Target Version : 4.14
Integrator : HP RTE
Method file : \\cansvr11\dd\chem\MSS\a4hp7.i\90623a.b\8270C-625.m
Last Edit : 23-Jun-2009 15:52 ulmanm

Compound	0.0500000 Level 1	0.2500000 Level 2	0.5000000 Level 3	1.0000 Level 4	2.5000 Level 5	5.0000 Level 6	Curve	Coefficients b	m1	m2	%RSD or R^2	
	7.5000 Level 7	10.0000 Level 8	12.5000 Level 9									
120 Di-n-Butylphthalate	+++++	1.32190	1.23926	1.26199	1.41959	1.45847						
	1.56774	1.53348	1.08318				AVRG		1.36070		12.06833	<-
121 4-Nitroquinoline 1-oxide	+++++	+++++	+++++	+++++	+++++	+++++						
	+++++	+++++	+++++				AVRG		0.000e+000		0.000e+000	<-
122 Methapyrilene	+++++	+++++	+++++	+++++	+++++	+++++						
	+++++	+++++	+++++				AVRG		0.000e+000		0.000e+000	<-
123 Fluoranthene	51346	125528	224494	482043	1263415	2845715						
	5681343	5326572	+++++				QUAD	0.01947	0.81235	-0.01623	0.99831	
124 Benzidine	+++++	49015	104741	241659	573102	1342106						
	3098295	2651702	5032091				QUAD	0.07251	1.35729	-0.04477	0.99468	<-
125 Pyrene	54615	128323	247360	519160	1333043	3001559						
	6040290	5690925	+++++				QUAD	0.00429	0.66288	-0.01067	0.99917	
126 Aramite 1	+++++	+++++	+++++	+++++	+++++	+++++						
	+++++	+++++	+++++				AVRG		0.000e+000		0.000e+000	<-

TestAmerica North Canton

INITIAL CALIBRATION DATA

Start Cal Date : 23-JUN-2009 12:39
End Cal Date : 23-JUN-2009 15:40
Quant Method : ISTD
Origin : Included
Target Version : 4.14
Integrator : HP RTE
Method file : \\cansvr11\dd\chem\MSS\a4hp7.i\90623a.b\8270C-625.m
Last Edit : 23-Jun-2009 15:52 ulmanm

Compound	0.0500000 Level 1	0.2500000 Level 2	0.5000000 Level 3	1.0000 Level 4	2.5000 Level 5	5.0000 Level 6	Curve	Coefficients b	m1	m2	%RSD or R^2	
	7.5000 Level 7	10.0000 Level 8	12.5000 Level 9									
M 191 Aramite, Total	+++++	+++++	+++++	+++++	+++++	+++++						
	+++++	+++++	+++++				AVRG		0.000e+000		0.000e+000	<-
127 Aramite 2	+++++	+++++	+++++	+++++	+++++	+++++						
	+++++	+++++	+++++				AVRG		0.000e+000		0.000e+000	<-
128 p-Dimethylamino azobenzene	+++++	+++++	+++++	+++++	+++++	+++++						
	+++++	+++++	+++++				AVRG		0.000e+000		0.000e+000	<-
129 p-Chlorobenzilate	+++++	+++++	+++++	+++++	+++++	+++++						
	+++++	+++++	+++++				AVRG		0.000e+000		0.000e+000	<-
130 Famphur	+++++	+++++	+++++	+++++	+++++	+++++						
	+++++	+++++	+++++				AVRG		0.000e+000		0.000e+000	<-
131 Butylbenzylphthalate	+++++	0.67964	0.67270	0.66607	0.72473	0.73090						
	0.82115	0.79212	0.79272				AVRG		0.73500		8.26546	<-
132 3,3'-Dimethylbenzidine	+++++	+++++	+++++	+++++	+++++	+++++						
	+++++	+++++	+++++				AVRG		0.000e+000		0.000e+000	<-

TestAmerica North Canton

INITIAL CALIBRATION DATA

Start Cal Date : 23-JUN-2009 12:39
End Cal Date : 23-JUN-2009 15:40
Quant Method : ISTD
Origin : Included
Target Version : 4.14
Integrator : HP RTE
Method file : \\cansvr11\dd\chem\MSS\a4hp7.i\90623a.b\8270C-625.m
Last Edit : 23-Jun-2009 15:52 ulmanm

Compound	0.0500000 Level 1	0.2500000 Level 2	0.5000000 Level 3	1.0000 Level 4	2.5000 Level 5	5.0000 Level 6	Curve	Coefficients b	Coefficients m1	Coefficients m2	%RSD or R^2	
	7.5000 Level 7	10.0000 Level 8	12.5000 Level 9									
133 3,3'-Dimethoxybenzidine	+++++	+++++	0.24838	0.24387	0.26420	0.28166						
	0.29199	0.26252	0.28823				AVRG		0.26869		7.09392	<-
134 2-Acetylaminofluorene	+++++	+++++	+++++	+++++	+++++	+++++						
	+++++	+++++	+++++				AVRG		0.000e+000		0.000e+000	<-
135 3,3'-Dichlorobenzidine	+++++	0.46898	0.47850	0.48780	0.50837	0.51446						
	0.59068	0.56411	0.57436				AVRG		0.52341		8.94114	<-
136 Benzo(a)Anthracene	50806	118876	222747	478146	1224066	2750083						
	5638834	5148008	8524711				QUAD	0.05188	0.62805	0.00188	0.99766	
137 Chrysene	49300	122172	219256	459147	1161952	2633206						
	5406224	4832290	7763612				QUAD	0.06547	0.61819	0.00958	0.99598	
138 4,4'-Methylene bis(o-chloroan	+++++	0.23887	0.27175	0.26124	0.26938	0.27408						
	0.31269	0.29795	0.30079				AVRG		0.27834		8.65318	<-
139 bis(2-ethylhexyl)Phthalate	+++++	1.12214	1.02361	0.97983	1.03954	1.06122						
	1.19422	1.13952	1.09195				AVRG		1.08150		6.41493	<-

TestAmerica North Canton

INITIAL CALIBRATION DATA

Start Cal Date : 23-JUN-2009 12:39
End Cal Date : 23-JUN-2009 15:40
Quant Method : ISTD
Origin : Included
Target Version : 4.14
Integrator : HP RTE
Method file : \\cansvr11\dd\chem\MSS\a4hp7.i\90623a.b\8270C-625.m
Last Edit : 23-Jun-2009 15:52 ulmanm

Compound	0.0500000 Level 1	0.2500000 Level 2	0.5000000 Level 3	1.0000 Level 4	2.5000 Level 5	5.0000 Level 6	Curve	Coefficients b	Coefficients m1	Coefficients m2	%RSD or R^2	
	7.5000 Level 7	10.0000 Level 8	12.5000 Level 9									
140 Di-n-octylphthalate	+++++	1.45778	1.53059	1.55399	1.73896	1.88519						
	2.13102	2.04900	1.76817				AVRG		1.76434		13.94293	<-
141 Benzo(b)fluoranthene	42447	105557	204019	459254	1087366	2520533						
	5104307	4742483	8271837				QUAD	0.03110	0.71376	-0.00872	0.99861	
142 Benzo(k)fluoranthene	46871	111312	207512	433972	1225674	2568996						
	5266107	4644821	8069547				QUAD	0.03458	0.66681	-0.00225	0.99775	
143 7,12-dimethylbenz[a]anthracen	+++++	+++++	+++++	+++++	+++++	+++++						
	+++++	+++++	+++++				AVRG		0.000e+000		0.000e+000	<-
144 Hexachlorophene	+++++	+++++	+++++	+++++	+++++	+++++						
	+++++	+++++	+++++				AVRG		0.000e+000		0.000e+000	<-
145 Hexachlorophene product	+++++	+++++	+++++	+++++	+++++	+++++						
	+++++	+++++	+++++				AVRG		0.000e+000		0.000e+000	<-
146 Benzo(a)pyrene	39056	96977	187299	393939	1060637	2339364						
	4802298	4269528	7392839				QUAD	0.04416	0.73554	-0.00385	0.99778	

TestAmerica North Canton

INITIAL CALIBRATION DATA

Start Cal Date : 23-JUN-2009 12:39
End Cal Date : 23-JUN-2009 15:40
Quant Method : ISTD
Origin : Included
Target Version : 4.14
Integrator : HP RTE
Method file : \\cansvr11\dd\chem\MSS\a4hp7.i\90623a.b\8270C-625.m
Last Edit : 23-Jun-2009 15:52 ulmanm

Compound	0.0500000 Level 1	0.2500000 Level 2	0.5000000 Level 3	1.0000 Level 4	2.5000 Level 5	5.0000 Level 6	Curve	Coefficients b	Coefficients m1	Coefficients m2	%RSD or R^2	
	7.5000 Level 7	10.0000 Level 8	12.5000 Level 9									
148 3-Methylcholanthrene	+++++	+++++	+++++	+++++	+++++	+++++						
	+++++	+++++	+++++				AVRG		0.000e+000		0.000e+000	<-
149 Indeno(1,2,3-cd)pyrene	1.96566	1.30625	1.28709	1.28670	1.35817	1.36851						
	1.54779	1.48228	1.47343				AVRG		1.45288		14.72049	
150 Dibenz(a,h)anthracene	31786	84152	149372	340719	926970	2056418						
	4144921	3784263	6453583				QUAD	0.05102	0.83778	-0.00480	0.99839	
151 Benzo(g,h,i)perylene	33699	86152	166688	357595	945214	2062255						
	4131956	3766006	6373127				QUAD	0.03988	0.83104	-0.00253	0.99841	
230 2-Chloroacetophenone	+++++	+++++	+++++	+++++	+++++	+++++						
	+++++	+++++	+++++				AVRG		0.000e+000		0.000e+000	<-
199 3-Picoline	+++++	+++++	+++++	+++++	+++++	+++++						
	+++++	+++++	+++++				AVRG		0.000e+000		0.000e+000	<-
200 N,N-Dimethylacetamide	+++++	+++++	+++++	+++++	+++++	+++++						
	+++++	+++++	+++++				AVRG		0.000e+000		0.000e+000	<-

TestAmerica North Canton

INITIAL CALIBRATION DATA

Start Cal Date : 23-JUN-2009 12:39
End Cal Date : 23-JUN-2009 15:40
Quant Method : ISTD
Origin : Included
Target Version : 4.14
Integrator : HP RTE
Method file : \\cansvr11\dd\chem\MSS\a4hp7.i\90623a.b\8270C-625.m
Last Edit : 23-Jun-2009 15:52 ulmanm

Compound	0.0500000 Level 1	0.2500000 Level 2	0.5000000 Level 3	1.0000 Level 4	2.5000 Level 5	5.0000 Level 6	Curve	Coefficients b	Coefficients m1	Coefficients m2	%RSD or R^2	
	7.5000 Level 7	10.0000 Level 8	12.5000 Level 9									
201 Quinoline	+++++	+++++	+++++	+++++	+++++	+++++						
	+++++	+++++	+++++				AVRG		0.000e+000		0.000e+000	<-
202 Diphenyl	+++++	+++++	+++++	+++++	+++++	+++++						
	+++++	+++++	+++++				AVRG		0.000e+000		0.000e+000	<-
203 Diphenyl ether	+++++	+++++	+++++	+++++	+++++	+++++						
	+++++	+++++	+++++				AVRG		0.000e+000		0.000e+000	<-
204 6-Methylchrysene	+++++	+++++	+++++	+++++	+++++	+++++						
	+++++	+++++	+++++				AVRG		0.000e+000		0.000e+000	<-
205 Benzenethiol	+++++	+++++	+++++	+++++	+++++	+++++						
	+++++	+++++	+++++				AVRG		0.000e+000		0.000e+000	<-
207 Indene	+++++	+++++	+++++	+++++	+++++	+++++						
	+++++	+++++	+++++				AVRG		0.000e+000		0.000e+000	<-
208 Dibenz(a,j)acridine	+++++	+++++	+++++	+++++	+++++	+++++						
	+++++	+++++	+++++				AVRG		0.000e+000		0.000e+000	<-

TestAmerica North Canton

INITIAL CALIBRATION DATA

Start Cal Date : 23-JUN-2009 12:39
End Cal Date : 23-JUN-2009 15:40
Quant Method : ISTD
Origin : Included
Target Version : 4.14
Integrator : HP RTE
Method file : \\cansvr11\dd\chem\MSS\a4hp7.i\90623a.b\8270C-625.m
Last Edit : 23-Jun-2009 15:52 ulmanm

Compound	0.0500000 Level 1	0.2500000 Level 2	0.5000000 Level 3	1.0000 Level 4	2.5000 Level 5	5.0000 Level 6	Curve	Coefficients b	Coefficients m1	Coefficients m2	%RSD or R^2	
	7.5000 Level 7	10.0000 Level 8	12.5000 Level 9									
214 Dibenz(a,h)acridine	+++++	+++++	+++++	+++++	+++++	+++++						
	+++++	+++++	+++++				AVRG		0.000e+000		0.000e+000	<-
209 Benzaldehyde	+++++	1.62945	1.62233	1.50087	1.57675	1.36669						
	1.63172	1.50085	1.31752				AVRG		1.51827		8.00371	<-
210 Caprolactam	+++++	0.10968	0.11035	0.12102	0.12981	0.13106						
	0.14668	0.13833	0.13527				AVRG		0.12777		10.31593	<-
211 1,1'-Biphenyl	+++++	1.61571	1.53699	1.43857	1.50710	1.56467						
	1.83884	1.72175	1.62415				AVRG		1.60597		7.88754	<-
212 Atrazine	+++++	0.16766	0.17122	0.16375	0.17668	0.16068						
	0.18383	0.18468	0.17453				AVRG		0.17288		5.07455	<-
220 Diphenyl Thiourea	+++++	+++++	+++++	+++++	+++++	+++++						
	+++++	+++++	+++++				AVRG		0.000e+000		0.000e+000	<-
216 1,3-Diethyl-2-Thiourea	+++++	+++++	+++++	+++++	+++++	+++++						
	+++++	+++++	+++++				AVRG		0.000e+000		0.000e+000	<-

TestAmerica North Canton

INITIAL CALIBRATION DATA

Start Cal Date : 23-JUN-2009 12:39
End Cal Date : 23-JUN-2009 15:40
Quant Method : ISTD
Origin : Included
Target Version : 4.14
Integrator : HP RTE
Method file : \\cansvr11\dd\chem\MSS\a4hp7.i\90623a.b\8270C-625.m
Last Edit : 23-Jun-2009 15:52 ulmanm

Compound	0.0500000 Level 1	0.2500000 Level 2	0.5000000 Level 3	1.0000 Level 4	2.5000 Level 5	5.0000 Level 6	7.5000 Level 7	10.0000 Level 8	12.5000 Level 9	Curve	Coefficients b	Coefficients m1	Coefficients m2	%RSD or R^2	
218 1,1,3,3-Tetramethyl-2-Thioure	+++++	+++++	+++++	+++++	+++++	+++++	+++++	+++++	+++++	AVRG		0.000e+000		0.000e+000	<-
217 1,3-Dibutyl-2-Thiourea	+++++	+++++	+++++	+++++	+++++	+++++	+++++	+++++	+++++	AVRG		0.000e+000		0.000e+000	<-
215 bis(2-Chloroethoxy) ethane	+++++	+++++	+++++	+++++	+++++	+++++	+++++	+++++	+++++	AVRG		0.000e+000		0.000e+000	<-
221 Hexabromobenzene	+++++	+++++	+++++	+++++	+++++	+++++	+++++	+++++	+++++	AVRG		0.000e+000		0.000e+000	<-
219 o-Benzyl Phenol	+++++	+++++	+++++	+++++	+++++	+++++	+++++	+++++	+++++	AVRG		0.000e+000		0.000e+000	<-
223 1,2-bis(2-chloroethoxy)ethane	+++++	+++++	+++++	+++++	+++++	+++++	+++++	+++++	+++++	AVRG		0.000e+000		0.000e+000	<-
224 Benzothiazole	+++++	+++++	+++++	+++++	+++++	+++++	+++++	+++++	+++++	AVRG		0.000e+000		0.000e+000	<-

TestAmerica North Canton

INITIAL CALIBRATION DATA

Start Cal Date : 23-JUN-2009 12:39
End Cal Date : 23-JUN-2009 15:40
Quant Method : ISTD
Origin : Included
Target Version : 4.14
Integrator : HP RTE
Method file : \\cansvr11\dd\chem\MSS\a4hp7.i\90623a.b\8270C-625.m
Last Edit : 23-Jun-2009 15:52 ulmanm

Compound	0.0500000 Level 1	0.2500000 Level 2	0.5000000 Level 3	1.0000 Level 4	2.5000 Level 5	5.0000 Level 6	Curve	Coefficients b	m1	m2	%RSD or R^2	
	7.5000 Level 7	10.0000 Level 8	12.5000 Level 9									
225 1,3-Dimethyl-2-Thiourea	+++++	+++++	+++++	+++++	+++++	+++++						
	+++++	+++++	+++++				AVRG		0.000e+000		0.000e+000	<-
226 Methyl parathion	+++++	+++++	+++++	+++++	+++++	+++++						
	+++++	+++++	+++++				AVRG		0.000e+000		0.000e+000	<-
227 Parathion	+++++	+++++	+++++	+++++	+++++	+++++						
	+++++	+++++	+++++				AVRG		0.000e+000		0.000e+000	<-
228 Isodrin	+++++	+++++	+++++	+++++	+++++	+++++						
	+++++	+++++	+++++				AVRG		0.000e+000		0.000e+000	<-
229 Kepone	+++++	+++++	+++++	+++++	+++++	+++++						
	+++++	+++++	+++++				AVRG		0.000e+000		0.000e+000	<-
231 Acrylamide	+++++	+++++	+++++	+++++	+++++	+++++						
	+++++	+++++	+++++				AVRG		0.000e+000		0.000e+000	<-
232 2-Methylcyclohexanone	+++++	+++++	+++++	+++++	+++++	+++++						
	+++++	+++++	+++++				AVRG		0.000e+000		0.000e+000	<-

TestAmerica North Canton

INITIAL CALIBRATION DATA

Start Cal Date : 23-JUN-2009 12:39
End Cal Date : 23-JUN-2009 15:40
Quant Method : ISTD
Origin : Included
Target Version : 4.14
Integrator : HP RTE
Method file : \\cansvr11\dd\chem\MSS\a4hp7.i\90623a.b\8270C-625.m
Last Edit : 23-Jun-2009 15:52 ulmanm

Compound	0.0500000 Level 1	0.2500000 Level 2	0.5000000 Level 3	1.0000 Level 4	2.5000 Level 5	5.0000 Level 6	Curve	Coefficients b	m1	m2	%RSD or R^2	
	7.5000 Level 7	10.0000 Level 8	12.5000 Level 9									
233 3-Methylcyclohexanone	+++++	+++++	+++++	+++++	+++++	+++++						
	+++++	+++++	+++++				AVRG		0.000e+000		0.000e+000	<-
234 4-Methylcyclohexanone	+++++	+++++	+++++	+++++	+++++	+++++						
	+++++	+++++	+++++				AVRG		0.000e+000		0.000e+000	<-
235 Tributyl phosphate	+++++	+++++	+++++	+++++	+++++	+++++						
	+++++	+++++	+++++				AVRG		0.000e+000		0.000e+000	<-
$ 154 Nitrobenzene-d5	0.73764	0.56843	0.54613	0.53021	0.51291	0.51107						
	0.58648	0.55021	0.54610				AVRG		0.56546		12.19496	
$ 155 2-Fluorobiphenyl	31346	87259	153872	324609	826086	1753418						
	3582817	3232604	5577732				QUAD	0.03027	0.74746	-0.00480	0.99746	
$ 156 Terphenyl-d14	32257	84131	147896	309487	798883	1740940						
	3606112	3239078	5566998				QUAD	0.02988	1.02498	-0.00374	0.99821	
$ 157 Phenol-d5	3.15238	2.25273	2.21017	2.20029	2.33969	2.31952						
	2.66623	2.55451	2.54885				AVRG		2.47160		12.34320	

TestAmerica North Canton

INITIAL CALIBRATION DATA

Start Cal Date : 23-JUN-2009 12:39
End Cal Date : 23-JUN-2009 15:40
Quant Method : ISTD
Origin : Included
Target Version : 4.14
Integrator : HP RTE
Method file : \\cansvr11\dd\chem\MSS\a4hp7.i\90623a.b\8270C-625.m
Last Edit : 23-Jun-2009 15:52 ulmanm

Compound	0.0500000 Level 1	0.2500000 Level 2	0.5000000 Level 3	1.0000 Level 4	2.5000 Level 5	5.0000 Level 6	Curve	Coefficients b	Coefficients m1	Coefficients m2	%RSD or R^2
	7.5000 Level 7	10.0000 Level 8	12.5000 Level 9								
$ 158 2-Fluorophenol	1.98657	1.44125	1.40133	1.43599	1.54342	1.50568					
	1.69708	1.62612	1.65324				AVRG		1.58785		11.45610
$ 159 2,4,6-Tribromophenol	0.16373	0.11499	0.12370	0.11730	0.12786	0.13277					
	0.15089	0.14638	0.14377				AVRG		0.13571		12.15665
$ 186 2-Chlorophenol-d4	1.78279	1.34559	1.29013	1.29041	1.35261	1.32748					
	1.52535	1.49229	1.46388				AVRG		1.43006		11.09110
$ 187 1,2-Dichlorobenzene-d4	9199	27584	44458	96758	248120	514588					
	1013667	870214	1506946				QUAD	0.03603	1.05777	0.00814	0.99708

5B

SEMIVOLATILE ORGANIC GC/MS TUNING AND MASS CALIBRATION - DECAFLUOROTRIPHENYLPHOSPHINE (DFTPP)

Lab Name: NORTH CANTON Contract:

Lab Code: TALCAN Case No.: SAS No.: SDG No.: 9F11135

Lab File ID: 7DF0624 DFTPP Injection Date: 06/24/09

Instrument ID: A4HP7 DFTPP Injection Time: 0833

m/e	ION ABUNDANCE CRITERIA	% RELATIVE ABUNDANCE
51	30.0 - 80.0% of mass 198	51.7
68	Less than 2.0% of mass 69	0.0 (0.0)1
69	Mass 69 relative abundance	68.7
70	Less than 2.0% of mass 69	0.2 (0.4)1
127	25.0 - 75.0% of mass 198	52.2
197	Less than 1.0% of mass 198	0.0
198	Base Peak, 100% relative abundance	100.0
199	5.0 - 9.0% of mass 198	6.6
275	10.0 - 30.0% of mass 198	23.3
365	Greater than 0.75% of mass 198	2.1
441	Present, but less than mass 443	9.1
442	40.0 - 110.0% of mass 198	62.6
443	15.0 - 24.0% of mass 442	11.9 (19.0)2

1-Value is % of mass 69 2-Value is % of mass 442

THIS TUNE APPLIES TO THE FOLLOWING SAMPLES, MS, MSD, BLANKS, AND STANDARDS:

	EPA SAMPLE NO.	LAB SAMPLE ID	LAB FILE ID	DATE ANALYZED	TIME ANALYZED
01	SSTD006	L6	7SMH0624	06/24/09	0853
TCLP – 02	ILSD-11	LETQE1AD	LETQE1AD	06/24/09	1648
03	ILSD-15	LETN81AF	LETN81AF	06/24/09	1707
04	ILSD-15 MS	LETN81DJ	LETN81DJ	06/24/09	1727
05	ILSD-15 MSD	LETN81DK	LETN81DK	06/24/09	1747
06	ILSD-19	LETQV1AG	LETQV1AG	06/24/09	1807
07	MHSD-7	LETQ21AG	LETQ21AG	06/24/09	1827
TCLP – 08	MHSD-4	LETQW1AP	LETQW1AP	06/24/09	1847
09	ILSD-12	LEN9W1AG	LEN9W1AG	06/24/09	1906
10	ILSD-16	LETQD1AG	LETQD1AG	06/24/09	1926
11	ILSD-10	LETQK1AG	LETQK1AG	06/24/09	1946
12	ILSD-20	LETQL1AG	LETQL1AG	06/24/09	2006
13					
14					
15					
16					
17					
18					
19					
20					
21					
22					

TestAmerica North Canton

CONTINUING CALIBRATION COMPOUNDS

Instrument ID: a4hp7.i
Lab File ID: 7SMH0624.D
Analysis Type:
Lab Sample ID: 16
Method: \\cansvr11\dd\chem\MSS\a4hp7.i\90624a.b\8270C-625.m

Injection Date: 24-JUN-2009 08:53
Init. Cal. Date(s): 23-JUN-2009 23-JUN-2009
Init. Cal. Times: 12:39 15:40
Quant Type: ISTD

COMPOUND	RRF / AMOUNT	RF5	CCAL RRF5	MIN RRF	%D / %DRIFT	MAX %D / %DRIFT	CURVE TYPE
9 Pyridine	2.07061	1.97586	1.97586	0.010	4.57598	50.00000	Averaged
10 N-Nitrosodimethylamine	1.13777	1.08723	1.08723	0.010	4.44202	50.00000	Averaged
11 Ethyl methacrylate	1.82727	1.70934	1.70934	0.010	6.45364	50.00000	Averaged
12 3-Chloropropionitrile	0.96886	0.92028	0.92028	0.010	5.01470	50.00000	Averaged
13 Malononitrile	2.40872	2.28580	2.28580	0.010	5.10348	50.00000	Averaged
209 Benzaldehyde	1.51827	1.49066	1.49066	0.010	1.81845	50.00000	Averaged
21 Aniline	3.23866	3.04438	3.04438	0.010	5.99878	50.00000	Averaged
22 Phenol	2.73599	2.66279	2.66279	0.010	2.67569	20.00000	Averaged
23 bis(2-Chloroethyl)ether	2.13065	2.06997	2.06997	0.010	2.84801	50.00000	Averaged
24 2-Chlorophenol	1.59635	1.52414	1.52414	0.010	4.52297	50.00000	Averaged
26 1,3-Dichlorobenzene	1.47992	1.39998	1.39998	0.010	5.40163	50.00000	Averaged
27 1,4-Dichlorobenzene	1.42406	1.29289	1.29289	0.010	9.21053	20.00000	Averaged
28 1,2-Dichlorobenzene	1.45433	1.36720	1.36720	0.010	5.99093	50.00000	Averaged
29 Benzyl Alcohol	1.20797	1.14723	1.14723	0.010	5.02831	50.00000	Averaged
30 2-Methylphenol	1.82332	1.68956	1.68956	0.010	7.33618	50.00000	Averaged
31 bis(2-Chloroisopropyl)ether	2.13170	2.07087	2.07087	0.010	2.85349	50.00000	Averaged
37 Acetophenone	2.59191	2.49036	2.49036	0.010	3.91782	50.00000	Averaged
32 N-Nitroso-di-n-propylamine	1.73627	1.69944	1.69944	0.050	2.12157	50.00000	Averaged
192 4-Methylphenol	1.92292	1.86548	1.86548	0.010	2.98709	50.00000	Averaged
34 Hexachloroethane	0.62702	0.60360	0.60360	0.010	3.73512	50.00000	Averaged
35 Nitrobenzene	0.55421	0.53662	0.53662	0.010	3.17364	50.00000	Averaged
41 Isophorone	1.01156	1.01166	1.01166	0.010	-0.01001	50.00000	Averaged
42 2-Nitrophenol	0.20463	0.20157	0.20157	0.010	1.49623	20.00000	Averaged
43 2,4-Dimethylphenol	0.49069	0.48056	0.48056	0.010	2.06415	50.00000	Averaged
44 bis(2-Chloroethoxy)methane	0.55562	0.52207	0.52207	0.010	6.03962	50.00000	Averaged
46 2,4-Toluenediamene	0.09911	0.13722	0.13722	0.010	-38.45689	50.00000	Averaged
47 1,3,5-Trichlorobenzene	0.35532	0.37403	0.37403	0.010	-5.26518	50.00000	Averaged
48 2,4-Dichlorophenol	0.28287	0.26611	0.26611	0.010	5.92320	20.00000	Averaged
49 Benzoic Acid	10.00000	9.16111	0.24495	0.010	8.38894	0.000e+000	Quadratic
50 1,2,4-Trichlorobenzene	0.29891	0.28000	0.28000	0.010	6.32541	50.00000	Averaged
51 Naphthalene	5.00000	4.76851	1.07420	0.010	4.62976	0.000e+000	Quadratic
52 4-Chloroaniline	0.46462	0.44324	0.44324	0.010	4.60263	50.00000	Averaged
56 Hexachlorobutadiene	0.15037	0.14362	0.14362	0.010	4.48917	20.00000	Averaged
210 Caprolactam	0.12777	0.12316	0.12316	0.010	3.61156	50.00000	Averaged
57 1,2,3-Trichlorobenzene	0.27422	0.25502	0.25502	0.010	6.99914	50.00000	Averaged
59 4-Chloro-3-Methylphenol	0.41619	0.40480	0.40480	0.010	2.73767	20.00000	Averaged
62 2-Methylnaphthalene	0.67260	0.63517	0.63517	0.010	5.56543	50.00000	Averaged
63 1-Methylnaphthalene	0.68737	0.63529	0.63529	0.010	7.57669	50.00000	Averaged
64 Hexachlorocyclopentadiene	5.00000	4.54203	0.27991	0.050	9.15935	0.000e+000	Quadratic
66 2,4,6-Trichlorophenol	0.36725	0.34983	0.34983	0.010	4.74337	20.00000	Averaged
67 2,4,5-Trichlorophenol	0.39126	0.38898	0.38898	0.010	0.58257	50.00000	Averaged
211 1,1'-Biphenyl	1.60597	1.54258	1.54258	0.010	3.94710	50.00000	Averaged

TestAmerica North Canton

CONTINUING CALIBRATION COMPOUNDS

Instrument ID: a4hp7.i
Lab File ID: 7SMH0624.D
Analysis Type:
Lab Sample ID: 16
Method: \\cansvr11\dd\chem\MSS\a4hp7.i\90624a.b\8270C-625.m

Injection Date: 24-JUN-2009 08:53
Init. Cal. Date(s): 23-JUN-2009 23-JUN-2009
Init. Cal. Times: 12:39 15:40
Quant Type: ISTD

COMPOUND	RRF / AMOUNT	RF5	CCAL RRF5	MIN RRF	%D / %DRIFT	MAX %D / %DRIFT	CURVE TYPE
68 1,2,3,5-Tetrachlorobenzene	0.52538	0.48774	0.48774	0.010	7.16393	50.00000	Averaged
70 2-Chloronaphthalene	5.00000	4.56940	1.08499	0.010	8.61200	0.000e+000	Quadratic
73 2-Nitroaniline	0.56501	0.56639	0.56639	0.010	-0.24400	50.00000	Averaged
74 1,2,3,4-Tetrachlorobenzene	0.48984	0.45628	0.45628	0.010	6.85026	50.00000	Averaged
76 Dimethylphthalate	1.34645	1.29284	1.29284	0.010	3.98182	50.00000	Averaged
78 2,6-Dinitrotoluene	0.30340	0.29161	0.29161	0.010	3.88586	50.00000	Averaged
79 Acenaphthylene	1.97856	1.90644	1.90644	0.010	3.64511	50.00000	Averaged
80 1,2-Dinitrobenzene	0.14810	0.14553	0.14553	0.010	1.73228	50.00000	Averaged
81 3-Nitroaniline	0.33532	0.33128	0.33128	0.010	1.20614	50.00000	Averaged
82 Acenaphthene	1.31696	1.19287	1.19287	0.010	9.42265	20.00000	Averaged
83 2,4-Dinitrophenol	10.00000	9.42500	0.23519	0.050	5.75002	0.000e+000	Quadratic
85 4-Nitrophenol	0.22846	0.21190	0.21190	0.050	7.24540	50.00000	Averaged
86 Dibenzofuran	1.65064	1.60602	1.60602	0.010	2.70308	50.00000	Averaged
87 2,4-Dinitrotoluene	0.39809	0.40078	0.40078	0.010	-0.67554	50.00000	Averaged
91 2,3,5,6-Tetrachlorophenol	0.31548	0.30625	0.30625	0.010	2.92727	50.00000	Averaged
93 Diethylphthalate	1.33826	1.29676	1.29676	0.010	3.10119	50.00000	Averaged
94 Fluorene	5.00000	4.54609	1.33717	0.010	9.07824	0.000e+000	Quadratic
95 4-Chlorophenyl-phenylether	0.63091	0.58823	0.58823	0.010	6.76364	50.00000	Averaged
96 4-Nitroaniline	0.36716	0.36367	0.36367	0.010	0.95009	50.00000	Averaged
98 4,6-Dinitro-2-methylphenol	5.00000	4.67611	0.16452	0.010	6.47788	0.000e+000	Quadratic
99 N-Nitrosodiphenylamine	0.63801	0.61820	0.61820	0.010	3.10444	20.00000	Averaged
100 1,2-Diphenylhydrazine	1.33000	1.37849	1.37849	0.010	-3.64603	50.00000	Averaged
106 4-Bromophenyl-phenylether	0.19984	0.19031	0.19031	0.010	4.76899	50.00000	Averaged
107 Hexachlorobenzene	5.00000	4.60900	0.17564	0.010	7.82008	0.000e+000	Quadratic
212 Atrazine	0.17288	0.17189	0.17189	0.010	0.57449	50.00000	Averaged
111 Pentachlorophenol	10.00000	9.04711	0.13982	0.010	9.52894	0.000e+000	Quadratic
115 Phenanthrene	5.00000	4.78888	1.20786	0.010	4.22237	0.000e+000	Quadratic
116 Anthracene	5.00000	4.80344	1.23891	0.010	3.93123	0.000e+000	Quadratic
119 Carbazole	1.15879	1.13307	1.13307	0.010	2.21990	50.00000	Averaged
120 Di-n-Butylphthalate	1.36070	1.46585	1.46585	0.010	-7.72728	50.00000	Averaged
123 Fluoranthene	5.00000	4.80002	1.25022	0.010	3.99969	0.000e+000	Quadratic
124 Benzidine	5.00000	5.38494	0.82876	0.010	-7.69885	0.000e+000	Quadratic
125 Pyrene	5.00000	4.87782	1.56811	0.010	2.44364	0.000e+000	Quadratic
131 Butylbenzylphthalate	0.73500	0.73390	0.73390	0.010	0.15076	50.00000	Averaged
133 3,3'-Dimethoxybenzidine	0.26869	0.28194	0.28194	0.010	-4.93171	50.00000	Averaged
135 3,3'-Dichlorobenzidine	0.52341	0.52998	0.52998	0.010	-1.25607	50.00000	Averaged
136 Benzo(a)Anthracene	5.00000	4.64182	1.42984	0.010	7.16351	0.000e+000	Quadratic
137 Chrysene	5.00000	4.59368	1.37095	0.010	8.12640	0.000e+000	Quadratic
138 4,4'-Methylene bis(o-chloro	0.27834	0.27615	0.27615	0.010	0.78681	50.00000	Averaged
139 bis(2-ethylhexyl)Phthalate	1.08150	1.06216	1.06216	0.010	1.78876	50.00000	Averaged
140 Di-n-octylphthalate	1.76434	1.89803	1.89803	0.010	-7.57751	20.00000	Averaged
141 Benzo(b)fluoranthene	5.00000	4.74421	1.36916	0.010	5.11573	0.000e+000	Quadratic

TestAmerica North Canton

CONTINUING CALIBRATION COMPOUNDS

Instrument ID: a4hp7.i Injection Date: 24-JUN-2009 08:53
Lab File ID: 7SMH0624.D Init. Cal. Date(s): 23-JUN-2009 23-JUN-2009
Analysis Type: Init. Cal. Times: 12:39 15:40
Lab Sample ID: l6 Quant Type: ISTD
Method: \\cansvr11\dd\chem\MSS\a4hp7.i\90624a.b\8270C-625.m

COMPOUND	RRF / AMOUNT	RF5	CCAL RRF5	MIN RRF	%D / %DRIFT	MAX %D / %DRIFT	CURVE TYPE
142 Benzo(k)fluoranthene	5.00000	4.76505	1.42565	0.010	4.69902	0.000e+000	Quadratic
146 Benzo(a)pyrene	5.00000	4.79715	1.30257	0.010	4.05701	0.000e+000	Quadratic
149 Indeno(1,2,3-cd)pyrene	1.45288	1.38555	1.38555	0.010	4.63395	50.00000	Averaged
150 Dibenz(a,h)anthracene	5.00000	4.71063	1.11811	0.010	5.78731	0.000e+000	Quadratic
151 Benzo(g,h,i)perylene	5.00000	4.78380	1.14200	0.010	4.32398	0.000e+000	Quadratic
198 1,4-Dioxane	0.67621	0.63884	0.63884	0.010	5.52647	50.00000	Averaged
$ 154 Nitrobenzene-d5	0.56546	0.52679	0.52679	0.010	6.83868	50.00000	Averaged
$ 155 2-Fluorobiphenyl	5.00000	4.67784	1.26098	0.010	6.44321	0.000e+000	Quadratic
$ 156 Terphenyl-d14	5.00000	4.66774	0.90664	0.010	6.64529	0.000e+000	Quadratic
$ 157 Phenol-d5	2.47160	2.33573	2.33573	0.010	5.49705	50.00000	Averaged
$ 158 2-Fluorophenol	1.58785	1.47640	1.47640	0.010	7.01932	50.00000	Averaged
$ 159 2,4,6-Tribromophenol	0.13571	0.12805	0.12805	0.010	5.64807	50.00000	Averaged
$ 186 2-Chlorophenol-d4	1.43006	1.33571	1.33571	0.010	6.59778	50.00000	Averaged
$ 187 1,2-Dichlorobenzene-d4	5.00000	4.56868	0.83673	0.010	8.62644	0.000e+000	Quadratic
M 195 Cresols, total	3.74624	3.55504	3.55504	0.010	5.10383	50.00000	Averaged
101 Diphenylamine	0.63801	0.61820	0.61820	0.010	3.10444	50.00000	Averaged

5B

SEMIVOLATILE ORGANIC GC/MS TUNING AND MASS CALIBRATION - DECAFLUOROTRIPHENYLPHOSPHINE (DFTPP)

Lab Name: NORTH CANTON Contract:

Lab Code: TALCAN Case No.: SAS No.: SDG No.: 9F11135

Lab File ID: 7DF0625 DFTPP Injection Date: 06/25/09

Instrument ID: A4HP7 DFTPP Injection Time: 0907

m/e	ION ABUNDANCE CRITERIA	% RELATIVE ABUNDANCE
51	30.0 - 80.0% of mass 198	52.1
68	Less than 2.0% of mass 69	0.0 (0.0)1
69	Mass 69 relative abundance	70.3
70	Less than 2.0% of mass 69	0.4 (0.5)1
127	25.0 - 75.0% of mass 198	52.2
197	Less than 1.0% of mass 198	0.0
198	Base Peak, 100% relative abundance	100.0
199	5.0 - 9.0% of mass 198	6.7
275	10.0 - 30.0% of mass 198	24.8
365	Greater than 0.75% of mass 198	2.4
441	Present, but less than mass 443	8.6
442	40.0 - 110.0% of mass 198	57.0
443	15.0 - 24.0% of mass 442	11.2 (19.7)2

1-Value is % of mass 69 2-Value is % of mass 442

THIS TUNE APPLIES TO THE FOLLOWING SAMPLES, MS, MSD, BLANKS, AND STANDARDS:

	EPA SAMPLE NO.	LAB SAMPLE ID	LAB FILE ID	DATE ANALYZED	TIME ANALYZED
01	SSTD006	L6	7SMH0625	06/25/09	0954
02	ILSD-4	LEN872AD	LEN872AD	06/25/09	2055
03					
04					
05					
06					
07					
08					
09					
10					
11					
12					
13					
14					
15					
16					
17					
18					
19					
20					
21					
22					

Attk28

Data File: \\cansvr11\dd\chem\MSS\a4hp7.i\90625a.b\7SMH0625.D Page 1
Report Date: 25-Jun-2009 10:26

TestAmerica North Canton

CONTINUING CALIBRATION COMPOUNDS

Instrument ID: a4hp7.i
Lab File ID: 7SMH0625.D
Analysis Type:
Lab Sample ID: 16
Method: \\cansvr11\dd\chem\MSS\a4hp7.i\90625a.b\8270C-625.m

Injection Date: 25-JUN-2009 09:54
Init. Cal. Date(s): 23-JUN-2009 24-JUN-2009
Init. Cal. Times: 12:39 13:39
Quant Type: ISTD

COMPOUND	RRF / AMOUNT	RF5	CCAL RRF5	MIN RRF	%D / %DRIFT	MAX %D / %DRIFT	CURVE TYPE	
9 Pyridine	2.07061	1.87941	1.87941	0.010	9.23410	50.00000	Averaged	
10 N-Nitrosodimethylamine	1.13777	1.02934	1.02934	0.010	9.53031	50.00000	Averaged	
11 Ethyl methacrylate	1.82727	1.67537	1.67537	0.010	8.31264	50.00000	Averaged	
12 3-Chloropropionitrile	0.96886	0.89716	0.89716	0.010	7.40108	50.00000	Averaged	
13 Malononitrile	2.40872	2.21276	2.21276	0.010	8.13545	50.00000	Averaged	
209 Benzaldehyde	1.51827	1.44454	1.44454	0.010	4.85615	50.00000	Averaged	
21 Aniline	3.23866	2.99371	2.99371	0.010	7.56307	50.00000	Averaged	
22 Phenol	2.73599	2.58534	2.58534	0.010	5.50628	20.00000	Averaged	
23 bis(2-Chloroethyl)ether	2.13065	1.93170	1.93170	0.010	9.33753	50.00000	Averaged	
24 2-Chlorophenol	1.59635	1.50189	1.50189	0.010	5.91669	50.00000	Averaged	
26 1,3-Dichlorobenzene	1.47992	1.38249	1.38249	0.010	6.58315	50.00000	Averaged	
27 1,4-Dichlorobenzene	1.42406	1.28239	1.28239	0.010	9.94827	20.00000	Averaged	
28 1,2-Dichlorobenzene	1.45433	1.32254	1.32254	0.010	9.06216	50.00000	Averaged	
29 Benzyl Alcohol	1.20797	1.12609	1.12609	0.010	6.77825	50.00000	Averaged	
30 2-Methylphenol	1.82332	1.65377	1.65377	0.010	9.29883	50.00000	Averaged	
31 bis(2-Chloroisopropyl)ether	2.13170	1.95323	1.95323	0.010	8.37232	50.00000	Averaged	
37 Acetophenone	2.59191	2.44762	2.44762	0.010	5.56710	50.00000	Averaged	
32 N-Nitroso-di-n-propylamine	1.73627	1.64066	1.64066	0.050	5.50701	50.00000	Averaged	
192 4-Methylphenol	1.92292	1.83865	1.83865	0.010	4.38195	50.00000	Averaged	
34 Hexachloroethane	0.62702	0.60901	0.60901	0.010	2.87213	50.00000	Averaged	
35 Nitrobenzene	0.55421	0.52146	0.52146	0.010	5.90856	50.00000	Averaged	
41 Isophorone	1.01156	0.98429	0.98429	0.010	2.69608	50.00000	Averaged	
42 2-Nitrophenol	0.20463	0.20917	0.20917	0.010	-2.21726	20.00000	Averaged	
43 2,4-Dimethylphenol	0.49069	0.47916	0.47916	0.010	2.34933	50.00000	Averaged	
44 bis(2-Chloroethoxy)methane	0.55562	0.50929	0.50929	0.010	8.33973	50.00000	Averaged	
46 2,4-Toluenediamene	0.09911	0.16391	0.16391	0.010	65.38593	50.00000	Averaged	<-
47 1,3,5-Trichlorobenzene	0.35532	0.38041	0.38041	0.010	-7.06163	50.00000	Averaged	
48 2,4-Dichlorophenol	0.28287	0.27707	0.27707	0.010	2.04765	20.00000	Averaged	
49 Benzoic Acid	10.00000	9.57365	0.25694	0.010	4.26355	0.000e+000	Quadratic	
50 1,2,4-Trichlorobenzene	0.29891	0.27954	0.27954	0.010	6.47966	50.00000	Averaged	
51 Naphthalene	1.15413	1.05558	1.05558	0.010	8.53958	50.00000	Averaged	
52 4-Chloroaniline	0.46462	0.46474	0.46474	0.010	-0.02537	50.00000	Averaged	
56 Hexachlorobutadiene	0.15037	0.14485	0.14485	0.010	3.66591	20.00000	Averaged	
210 Caprolactam	0.12777	0.12998	0.12998	0.010	-1.72539	50.00000	Averaged	
57 1,2,3-Trichlorobenzene	0.27422	0.25788	0.25788	0.010	5.95721	50.00000	Averaged	
59 4-Chloro-3-Methylphenol	0.41619	0.40785	0.40785	0.010	2.00555	20.00000	Averaged	
62 2-Methylnaphthalene	0.67260	0.63178	0.63178	0.010	6.06892	50.00000	Averaged	
63 1-Methylnaphthalene	0.68737	0.63764	0.63764	0.010	7.23487	50.00000	Averaged	
64 Hexachlorocyclopentadiene	5.00000	4.56890	0.28169	0.050	8.62203	0.000e+000	Quadratic	
66 2,4,6-Trichlorophenol	0.36725	0.36776	0.36776	0.010	-0.13879	20.00000	Averaged	
67 2,4,5-Trichlorophenol	0.39126	0.39210	0.39210	0.010	-0.21486	50.00000	Averaged	
211 1,1'-Biphenyl	1.60597	1.53619	1.53619	0.010	4.34510	50.00000	Averaged	

TestAmerica North Canton

CONTINUING CALIBRATION COMPOUNDS

Instrument ID: a4hp7.i Injection Date: 25-JUN-2009 09:54
Lab File ID: 7SMH0625.D Init. Cal. Date(s): 23-JUN-2009 24-JUN-2009
Analysis Type: Init. Cal. Times: 12:39 13:39
Lab Sample ID: l6 Quant Type: ISTD
Method: \\cansvr11\dd\chem\MSS\a4hp7.i\90625a.b\8270C-625.m

COMPOUND	RRF / AMOUNT	RF5	CCAL RRF5	MIN RRF	%D / %DRIFT	MAX %D / %DRIFT	CURVE TYPE
68 1,2,3,5-Tetrachlorobenzene	0.52538	0.49642	0.49642	0.010	5.51256	50.00000	Averaged
70 2-Chloronaphthalene	5.00000	4.56727	1.08447	0.010	8.65457	0.000e+000	Quadratic
73 2-Nitroaniline	0.56501	0.55714	0.55714	0.010	1.39386	50.00000	Averaged
74 1,2,3,4-Tetrachlorobenzene	0.48984	0.46695	0.46695	0.010	4.67361	50.00000	Averaged
76 Dimethylphthalate	1.34645	1.31950	1.31950	0.010	2.00207	50.00000	Averaged
78 2,6-Dinitrotoluene	0.30340	0.30461	0.30461	0.010	-0.39882	50.00000	Averaged
79 Acenaphthylene	1.97856	1.87924	1.87924	0.010	5.01966	50.00000	Averaged
80 1,2-Dinitrobenzene	0.14810	0.14881	0.14881	0.010	-0.48246	50.00000	Averaged
81 3-Nitroaniline	0.33532	0.34824	0.34824	0.010	-3.85313	50.00000	Averaged
82 Acenaphthene	1.31696	1.20064	1.20064	0.010	8.83245	20.00000	Averaged
83 2,4-Dinitrophenol	10.00000	9.89302	0.24815	0.050	1.06977	0.000e+000	Quadratic
85 4-Nitrophenol	0.22846	0.22651	0.22651	0.050	0.85022	50.00000	Averaged
86 Dibenzofuran	1.65064	1.59624	1.59624	0.010	3.29551	50.00000	Averaged
87 2,4-Dinitrotoluene	0.39809	0.40189	0.40189	0.010	-0.95321	50.00000	Averaged
91 2,3,5,6-Tetrachlorophenol	0.31548	0.30766	0.30766	0.010	2.47955	50.00000	Averaged
93 Diethylphthalate	1.33826	1.28665	1.28665	0.010	3.85641	50.00000	Averaged
94 Fluorene	5.00000	4.53712	1.33448	0.010	9.25751	0.000e+000	Quadratic
95 4-Chlorophenyl-phenylether	0.63091	0.60387	0.60387	0.010	4.28598	50.00000	Averaged
96 4-Nitroaniline	0.36716	0.38337	0.38337	0.010	-4.41543	50.00000	Averaged
98 4,6-Dinitro-2-methylphenol	5.00000	4.89422	0.17287	0.010	2.11554	0.000e+000	Quadratic
99 N-Nitrosodiphenylamine	0.63801	0.61943	0.61943	0.010	2.91115	20.00000	Averaged
100 1,2-Diphenylhydrazine	1.33000	1.32277	1.32277	0.010	0.54364	50.00000	Averaged
106 4-Bromophenyl-phenylether	0.19984	0.19044	0.19044	0.010	4.70498	50.00000	Averaged
107 Hexachlorobenzene	5.00000	4.72135	0.18001	0.010	5.57305	0.000e+000	Quadratic
212 Atrazine	0.17288	0.17722	0.17722	0.010	-2.50925	50.00000	Averaged
111 Pentachlorophenol	10.00000	9.24327	0.14306	0.010	7.56735	0.000e+000	Quadratic
115 Phenanthrene	5.00000	4.80991	1.21361	0.010	3.80175	0.000e+000	Quadratic
116 Anthracene	5.00000	4.72333	1.21672	0.010	5.53332	0.000e+000	Quadratic
119 Carbazole	1.15879	1.15159	1.15159	0.010	0.62144	50.00000	Averaged
120 Di-n-Butylphthalate	1.36070	1.43388	1.43388	0.010	-5.37796	50.00000	Averaged
123 Fluoranthene	5.00000	4.80150	1.25063	0.010	3.97002	0.000e+000	Quadratic
124 Benzidine	5.00000	5.97194	0.92993	0.010	-19.43880	0.000e+000	Quadratic
125 Pyrene	5.00000	4.88380	1.57017	0.010	2.32400	0.000e+000	Quadratic
131 Butylbenzylphthalate	0.73500	0.73653	0.73653	0.010	-0.20807	50.00000	Averaged
133 3,3'-Dimethoxybenzidine	0.26869	0.30703	0.30703	0.010	-14.26699	50.00000	Averaged
135 3,3'-Dichlorobenzidine	0.52341	0.55032	0.55032	0.010	-5.14112	50.00000	Averaged
136 Benzo(a)Anthracene	5.00000	4.71873	1.45382	0.010	5.62538	0.000e+000	Quadratic
137 Chrysene	5.00000	4.66893	1.39294	0.010	6.62130	0.000e+000	Quadratic
138 4,4'-Methylene bis(o-chloro	0.27834	0.29099	0.29099	0.010	-4.54166	50.00000	Averaged
139 bis(2-ethylhexyl)Phthalate	1.08150	1.06627	1.06627	0.010	1.40824	50.00000	Averaged
140 Di-n-octylphthalate	1.76434	1.91458	1.91458	0.010	-8.51575	20.00000	Averaged
141 Benzo(b)fluoranthene	5.00000	4.62149	1.33168	0.010	7.57012	0.000e+000	Quadratic

TestAmerica North Canton

CONTINUING CALIBRATION COMPOUNDS

Instrument ID: a4hp7.i Injection Date: 25-JUN-2009 09:54
Lab File ID: 7SMH0625.D Init. Cal. Date(s): 23-JUN-2009 24-JUN-2009
Analysis Type: Init. Cal. Times: 12:39 13:39
Lab Sample ID: l6 Quant Type: ISTD
Method: \\cansvr11\dd\chem\MSS\a4hp7.i\90625a.b\8270C-625.m

COMPOUND	RRF / AMOUNT	RF5	CCAL RRF5	MIN RRF	%D / %DRIFT	MAX %D / %DRIFT	CURVE TYPE
142 Benzo(k)fluoranthene	5.00000	4.85693	1.45389	0.010	2.86139	0.000e+000	Quadratic
146 Benzo(a)pyrene	5.00000	4.75218	1.28991	0.010	4.95648	0.000e+000	Quadratic
149 Indeno(1,2,3-cd)pyrene	1.45288	1.38364	1.38364	0.010	4.76525	50.00000	Averaged
150 Dibenz(a,h)anthracene	5.00000	4.75556	1.12919	0.010	4.88878	0.000e+000	Quadratic
151 Benzo(g,h,i)perylene	5.00000	4.73123	1.12913	0.010	5.37545	0.000e+000	Quadratic
198 1,4-Dioxane	0.67621	0.59725	0.59725	0.010	11.67612	50.00000	Averaged
$ 154 Nitrobenzene-d5	0.56546	0.50235	0.50235	0.010	11.16180	50.00000	Averaged
$ 155 2-Fluorobiphenyl	5.00000	4.59289	1.23730	0.010	8.14228	0.000e+000	Quadratic
$ 156 Terphenyl-d14	5.00000	4.72911	0.91882	0.010	5.41775	0.000e+000	Quadratic
$ 157 Phenol-d5	2.47160	2.29943	2.29943	0.010	6.96581	50.00000	Averaged
$ 158 2-Fluorophenol	1.58785	1.45493	1.45493	0.010	8.37104	50.00000	Averaged
$ 159 2,4,6-Tribromophenol	0.13571	0.13294	0.13294	0.010	2.04123	50.00000	Averaged
$ 186 2-Chlorophenol-d4	1.43006	1.32384	1.32384	0.010	7.42759	50.00000	Averaged
$ 187 1,2-Dichlorobenzene-d4	5.00000	4.61259	0.84478	0.010	7.74825	0.000e+000	Quadratic
M 195 Cresols, total	3.74624	3.49243	3.49243	0.010	6.77503	50.00000	Averaged
101 Diphenylamine	0.63801	0.61943	0.61943	0.010	2.91115	50.00000	Averaged

5B

SEMIVOLATILE ORGANIC GC/MS TUNING AND MASS CALIBRATION - DECAFLUOROTRIPHENYLPHOSPHINE (DFTPP)

Lab Name: NORTH CANTON Contract:

Lab Code: TALCAN Case No.: SAS No.: SDG No.: 9F11135

Lab File ID: 7DF0629 DFTPP Injection Date: 06/29/09

Instrument ID: A4HP7 DFTPP Injection Time: 1306

m/e	ION ABUNDANCE CRITERIA	% RELATIVE ABUNDANCE
51	30.0 - 80.0% of mass 198	46.0
68	Less than 2.0% of mass 69	0.0 (0.0)1
69	Mass 69 relative abundance	61.5
70	Less than 2.0% of mass 69	0.4 (0.6)1
127	25.0 - 75.0% of mass 198	49.9
197	Less than 1.0% of mass 198	0.0
198	Base Peak, 100% relative abundance	100.0
199	5.0 - 9.0% of mass 198	6.4
275	10.0 - 30.0% of mass 198	25.3
365	Greater than 0.75% of mass 198	2.2
441	Present, but less than mass 443	9.8
442	40.0 - 110.0% of mass 198	67.0
443	15.0 - 24.0% of mass 442	12.2 (18.2)2

1-Value is % of mass 69 2-Value is % of mass 442

THIS TUNE APPLIES TO THE FOLLOWING SAMPLES, MS, MSD, BLANKS, AND STANDARDS:

	EPA SAMPLE NO.	LAB SAMPLE ID	LAB FILE ID	DATE ANALYZED	TIME ANALYZED
01	SSTD006	L6	7SMH0629	06/29/09	1323
02	ILSD-14	LEN9X2AG	LEN9X2AG	06/29/09	2339
03	ILSD-8	LEN9T2AG	LEN9T2AG	06/29/09	2359
04	ILSD-18	LETQN1AP	LETQN1AP	06/30/09	0019
05					
06					
07					
08					
09					
10					
11					
12					
13					
14					
15					
16					
17					
18					
19					
20					
21					
22					

TestAmerica North Canton

CONTINUING CALIBRATION COMPOUNDS

Instrument ID: a4hp7.i
Lab File ID: 7SMH0629.D
Analysis Type:
Lab Sample ID: 16
Method: \\cansvr11\dd\chem\MSS\a4hp7.i\90629a.b\8270C-625.m

Injection Date: 29-JUN-2009 13:23
Init. Cal. Date(s): 23-JUN-2009 26-JUN-2009
Init. Cal. Times: 12:39 11:59
Quant Type: ISTD

COMPOUND	RRF / AMOUNT	RF5	CCAL RRF5	MIN RRF	%D / %DRIFT	MAX %D / %DRIFT	CURVE TYPE
9 Pyridine	2.07061	1.74717	1.74717	0.010	15.62048	50.00000	Averaged
10 N-Nitrosodimethylamine	1.13777	1.04229	1.04229	0.010	8.39168	50.00000	Averaged
11 Ethyl methacrylate	1.82727	1.59967	1.59967	0.010	12.45537	50.00000	Averaged
12 3-Chloropropionitrile	0.96886	0.89767	0.89767	0.010	7.34864	50.00000	Averaged
13 Malononitrile	2.40872	2.29107	2.29107	0.010	4.88439	50.00000	Averaged
209 Benzaldehyde	1.51827	1.47938	1.47938	0.010	2.56131	50.00000	Averaged
21 Aniline	3.23866	3.50973	3.50973	0.010	-8.37000	50.00000	Averaged
22 Phenol	2.73599	2.63083	2.63083	0.010	3.84368	20.00000	Averaged
23 bis(2-Chloroethyl)ether	2.13065	1.98229	1.98229	0.010	6.96335	50.00000	Averaged
24 2-Chlorophenol	1.59635	1.55826	1.55826	0.010	2.38574	50.00000	Averaged
26 1,3-Dichlorobenzene	1.47992	1.40229	1.40229	0.010	5.24549	50.00000	Averaged
27 1,4-Dichlorobenzene	1.42406	1.31380	1.31380	0.010	7.74242	20.00000	Averaged
28 1,2-Dichlorobenzene	1.45433	1.37600	1.37600	0.010	5.38613	50.00000	Averaged
29 Benzyl Alcohol	1.20797	1.11294	1.11294	0.010	7.86687	50.00000	Averaged
30 2-Methylphenol	1.82332	1.86614	1.86614	0.010	-2.34840	50.00000	Averaged
31 bis(2-Chloroisopropyl)ether	2.13170	2.05991	2.05991	0.010	3.36789	50.00000	Averaged
37 Acetophenone	2.59191	2.53877	2.53877	0.010	2.05024	50.00000	Averaged
32 N-Nitroso-di-n-propylamine	1.73627	1.75621	1.75621	0.050	-1.14812	50.00000	Averaged
192 4-Methylphenol	1.92292	1.92340	1.92340	0.010	-0.02499	50.00000	Averaged
34 Hexachloroethane	0.62702	0.60851	0.60851	0.010	2.95258	50.00000	Averaged
35 Nitrobenzene	0.55421	0.53403	0.53403	0.010	3.64168	50.00000	Averaged
41 Isophorone	1.01156	1.01379	1.01379	0.010	-0.21977	50.00000	Averaged
42 2-Nitrophenol	0.20463	0.21589	0.21589	0.010	-5.50129	20.00000	Averaged
43 2,4-Dimethylphenol	0.49069	0.49414	0.49414	0.010	-0.70235	50.00000	Averaged
44 bis(2-Chloroethoxy)methane	0.55562	0.52382	0.52382	0.010	5.72320	50.00000	Averaged
46 2,4-Toluenediamene	0.09911	0.10616	0.10616	0.010	-7.11225	50.00000	Averaged
47 1,3,5-Trichlorobenzene	0.35532	0.38932	0.38932	0.010	-9.56949	50.00000	Averaged
48 2,4-Dichlorophenol	0.28287	0.28599	0.28599	0.010	-1.10297	20.00000	Averaged
49 Benzoic Acid	10.00000	9.38926	0.25158	0.010	6.10738	0.000e+000	Quadratic
50 1,2,4-Trichlorobenzene	0.29891	0.28933	0.28933	0.010	3.20487	50.00000	Averaged
51 Naphthalene	1.15413	1.08550	1.08550	0.010	5.94705	50.00000	Averaged
52 4-Chloroaniline	0.46462	0.49718	0.49718	0.010	-7.00735	50.00000	Averaged
56 Hexachlorobutadiene	0.15037	0.15248	0.15248	0.010	-1.40497	20.00000	Averaged
210 Caprolactam	0.12777	0.13774	0.13774	0.010	-7.80165	50.00000	Averaged
57 1,2,3-Trichlorobenzene	0.27422	0.26373	0.26373	0.010	3.82329	50.00000	Averaged
59 4-Chloro-3-Methylphenol	0.41619	0.42568	0.42568	0.010	-2.27969	20.00000	Averaged
62 2-Methylnaphthalene	0.67260	0.64902	0.64902	0.010	3.50575	50.00000	Averaged
63 1-Methylnaphthalene	0.68737	0.65394	0.65394	0.010	4.86375	50.00000	Averaged
64 Hexachlorocyclopentadiene	5.00000	3.78440	0.22967	0.050	24.31200	0.000e+000	Quadratic
66 2,4,6-Trichlorophenol	0.36725	0.36238	0.36238	0.010	1.32648	20.00000	Averaged
67 2,4,5-Trichlorophenol	0.39126	0.40187	0.40187	0.010	-2.71206	50.00000	Averaged
211 1,1'-Biphenyl	1.60597	1.56289	1.56289	0.010	2.68251	50.00000	Averaged

TestAmerica North Canton

CONTINUING CALIBRATION COMPOUNDS

Instrument ID: a4hp7.i
Lab File ID: 7SMH0629.D
Analysis Type:
Lab Sample ID: 16
Method: \\cansvr11\dd\chem\MSS\a4hp7.i\90629a.b\8270C-625.m

Injection Date: 29-JUN-2009 13:23
Init. Cal. Date(s): 23-JUN-2009 26-JUN-2009
Init. Cal. Times: 12:39 11:59
Quant Type: ISTD

COMPOUND	RRF / AMOUNT	RF5	CCAL RRF5	MIN RRF	%D / %DRIFT	MAX %D / %DRIFT	CURVE TYPE
68 1,2,3,5-Tetrachlorobenzene	0.52538	0.49738	0.49738	0.010	5.32805	50.00000	Averaged
70 2-Chloronaphthalene	5.00000	4.57044	1.08524	0.010	8.59124	0.000e+000	Quadratic
73 2-Nitroaniline	0.56501	0.55673	0.55673	0.010	1.46591	50.00000	Averaged
74 1,2,3,4-Tetrachlorobenzene	0.48984	0.48056	0.48056	0.010	1.89534	50.00000	Averaged
76 Dimethylphthalate	1.34645	1.31948	1.31948	0.010	2.00342	50.00000	Averaged
78 2,6-Dinitrotoluene	0.30340	0.31453	0.31453	0.010	-3.66816	50.00000	Averaged
79 Acenaphthylene	1.97856	1.88117	1.88117	0.010	4.92237	50.00000	Averaged
80 1,2-Dinitrobenzene	0.14810	0.15468	0.15468	0.010	-4.44215	50.00000	Averaged
81 3-Nitroaniline	0.33532	0.34484	0.34484	0.010	-2.83742	50.00000	Averaged
82 Acenaphthene	1.31696	1.20667	1.20667	0.010	8.37473	20.00000	Averaged
83 2,4-Dinitrophenol	10.00000	9.42803	0.23527	0.050	5.71975	0.000e+000	Quadratic
85 4-Nitrophenol	0.22846	0.23116	0.23116	0.050	-1.18233	50.00000	Averaged
86 Dibenzofuran	1.65064	1.61518	1.61518	0.010	2.14830	50.00000	Averaged
87 2,4-Dinitrotoluene	0.39809	0.41761	0.41761	0.010	-4.90278	50.00000	Averaged
91 2,3,5,6-Tetrachlorophenol	0.31548	0.30062	0.30062	0.010	4.70982	50.00000	Averaged
93 Diethylphthalate	1.33826	1.33125	1.33125	0.010	0.52379	50.00000	Averaged
94 Fluorene	5.00000	4.72109	1.38975	0.010	5.57819	0.000e+000	Quadratic
95 4-Chlorophenyl-phenylether	0.63091	0.61608	0.61608	0.010	2.34956	50.00000	Averaged
96 4-Nitroaniline	0.36716	0.39794	0.39794	0.010	-8.38422	50.00000	Averaged
98 4,6-Dinitro-2-methylphenol	5.00000	4.83253	0.17051	0.010	3.34943	0.000e+000	Quadratic
99 N-Nitrosodiphenylamine	0.63801	0.62467	0.62467	0.010	2.09082	20.00000	Averaged
100 1,2-Diphenylhydrazine	1.33000	1.30705	1.30705	0.010	1.72545	50.00000	Averaged
106 4-Bromophenyl-phenylether	0.19984	0.19604	0.19604	0.010	1.90403	50.00000	Averaged
107 Hexachlorobenzene	5.00000	4.80624	0.18332	0.010	3.87514	0.000e+000	Quadratic
212 Atrazine	0.17288	0.18070	0.18070	0.010	-4.52191	50.00000	Averaged
111 Pentachlorophenol	10.00000	8.29880	0.12747	0.010	17.01201	0.000e+000	Quadratic
115 Phenanthrene	5.00000	4.79076	1.20837	0.010	4.18479	0.000e+000	Quadratic
116 Anthracene	5.00000	4.71976	1.21573	0.010	5.60471	0.000e+000	Quadratic
119 Carbazole	1.15879	1.14086	1.14086	0.010	1.54785	50.00000	Averaged
120 Di-n-Butylphthalate	1.36070	1.46122	1.46122	0.010	-7.38718	50.00000	Averaged
123 Fluoranthene	5.00000	4.81994	1.25582	0.010	3.60117	0.000e+000	Quadratic
124 Benzidine	5.00000	5.46163	0.84186	0.010	-9.23263	0.000e+000	Quadratic
125 Pyrene	5.00000	4.82308	1.54922	0.010	3.53840	0.000e+000	Quadratic
131 Butylbenzylphthalate	0.73500	0.74309	0.74309	0.010	-1.09976	50.00000	Averaged
133 3,3'-Dimethoxybenzidine	0.26869	0.26757	0.26757	0.010	0.41941	50.00000	Averaged
135 3,3'-Dichlorobenzidine	0.52341	0.53597	0.53597	0.010	-2.40035	50.00000	Averaged
136 Benzo(a)Anthracene	5.00000	4.73370	1.45848	0.010	5.32595	0.000e+000	Quadratic
137 Chrysene	5.00000	4.56552	1.36271	0.010	8.68968	0.000e+000	Quadratic
138 4,4'-Methylene bis(o-chloro	0.27834	0.28950	0.28950	0.010	-4.00974	50.00000	Averaged
139 bis(2-ethylhexyl)Phthalate	1.08150	1.07046	1.07046	0.010	1.02077	50.00000	Averaged
140 Di-n-octylphthalate	1.76434	1.96261	1.96261	0.010	-11.23779	20.00000	Averaged
141 Benzo(b)fluoranthene	5.00000	4.89686	1.41591	0.010	2.06278	0.000e+000	Quadratic

TestAmerica North Canton

CONTINUING CALIBRATION COMPOUNDS

Instrument ID: a4hp7.i Injection Date: 29-JUN-2009 13:23
Lab File ID: 7SMH0629.D Init. Cal. Date(s): 23-JUN-2009 26-JUN-2009
Analysis Type: Init. Cal. Times: 12:39 11:59
Lab Sample ID: 16 Quant Type: ISTD
Method: \\cansvr11\dd\chem\MSS\a4hp7.i\90629a.b\8270C-625.m

COMPOUND	RRF / AMOUNT	RF5	CCAL RRF5	MIN RRF	%D / %DRIFT	MAX %D / %DRIFT	CURVE TYPE
142 Benzo(k)fluoranthene	5.00000	5.04424	1.51152	0.010	-0.88473	0.000e+000	Quadratic
146 Benzo(a)pyrene	5.00000	4.83142	1.31221	0.010	3.37164	0.000e+000	Quadratic
149 Indeno(1,2,3-cd)pyrene	1.45288	1.41263	1.41263	0.010	2.76977	50.00000	Averaged
150 Dibenz(a,h)anthracene	5.00000	4.83179	1.14800	0.010	3.36427	0.000e+000	Quadratic
151 Benzo(g,h,i)perylene	5.00000	4.80157	1.14636	0.010	3.96852	0.000e+000	Quadratic
198 1,4-Dioxane	0.67621	0.51891	0.51891	0.010	23.26210	50.00000	Averaged
$ 154 Nitrobenzene-d5	0.56546	0.51417	0.51417	0.010	9.07024	50.00000	Averaged
$ 155 2-Fluorobiphenyl	5.00000	4.64543	1.25194	0.010	7.09132	0.000e+000	Quadratic
$ 156 Terphenyl-d14	5.00000	4.74959	0.92289	0.010	5.00830	0.000e+000	Quadratic
$ 157 Phenol-d5	2.47160	2.35949	2.35949	0.010	4.53564	50.00000	Averaged
$ 158 2-Fluorophenol	1.58785	1.43519	1.43519	0.010	9.61476	50.00000	Averaged
$ 159 2,4,6-Tribromophenol	0.13571	0.13645	0.13645	0.010	-0.54127	50.00000	Averaged
$ 186 2-Chlorophenol-d4	1.43006	1.34483	1.34483	0.010	5.95976	50.00000	Averaged
$ 187 1,2-Dichlorobenzene-d4	5.00000	4.73090	0.86643	0.010	5.38191	0.000e+000	Quadratic
M 195 Cresols, total	3.74624	3.78954	3.78954	0.010	-1.15581	50.00000	Averaged
101 Diphenylamine	0.63801	0.62467	0.62467	0.010	2.09082	50.00000	Averaged

8B

SEMIVOLATILE INTERNAL STANDARD AREA SUMMARY

Lab Name: NORTH CANTON Contract:

Lab Code: TALCAN Case No.: SAS No.: SDG No.: 9F11135

Lab File ID (Standard): 7SMH0622 Date Analyzed: 06/22/09

Instrument ID: A4HP7 Time Analyzed: 1016

	IS1(DCB)		IS2(NPT)		IS3(ANT)	
	AREA #	RT	AREA #	RT	AREA #	RT
12 HOUR STD	162765	3.56	644345	4.46	348875	5.73
UPPER LIMIT	325530	4.06	1288690	4.96	697750	6.23
LOWER LIMIT	81383	3.06	322173	3.96	174438	5.23
EPA SAMPLE NO.						
01 ILSD-4	113386	3.56	448537	4.46	252598	5.72
02 ILSD-14	137027	3.56	526366	4.46	309227	5.72
03 MHSD-7A	141164	3.56	556819	4.46	324183	5.72
04 ILSD-8	126018	3.56	489295	4.46	289155	5.73
05 ILSD-7	143847	3.56	563312	4.46	330291	5.73
06 ILSD-14D	127713	3.56	491644	4.46	294237	5.73
07						
08						
09						
10						
11						
12						
13						
14						
15						
16						
17						
18						
19						
20						
21						
22						

IS1 (DCB) = 1,4-Dichlorobenzene-d4
IS2 (NPT) = Naphthalene-d8
IS3 (ANT) = Acenaphthene-d10

UPPER LIMIT = +100% of internal standard area.
LOWER LIMIT = - 50% of internal standard area.

Column used to flag internal standard area values with an asterisk.

8C

SEMIVOLATILE INTERNAL STANDARD AREA SUMMARY

Lab Name: NORTH CANTON Contract:

Lab Code: TALCAN Case No.: SAS No.: SDG No.: 9F11135

Lab File ID (Standard): 7SMH0622 Date Analyzed: 06/22/09

Instrument ID: A4HP7 Time Analyzed: 1016

	IS4(PHN)		IS5(CRY)		IS6(PRY)	
	AREA #	RT	AREA #	RT	AREA #	RT
12 HOUR STD	571691	6.81	491172	8.83	453146	10.32
UPPER LIMIT	1143382	7.31	982344	9.33	906292	10.82
LOWER LIMIT	285846	6.31	245586	8.33	226573	9.82
	EPA SAMPLE NO.					
01 ILSD-4	454165	6.81	410325	8.80	366132	10.29
02 ILSD-14	525206	6.81	487798	8.81	410915	10.31
03 MHSD-7A	554349	6.81	492547	8.81	461064	10.31
04 ILSD-8	492611	6.81	440310	8.80	412177	10.31
05 ILSD-7	589119	6.81	516920	8.81	474971	10.31
06 ILSD-14D	514636	6.81	462358	8.81	418938	10.32
07						
08						
09						
10						
11						
12						
13						
14						
15						
16						
17						
18						
19						
20						
21						
22						

IS4 (PHN) = Phenanthrene-d10
IS5 (CRY) = Chrysene-d12
IS6 (PRY) = Perylene-d12

UPPER LIMIT = +100% of internal standard area.
LOWER LIMIT = - 50% of internal standard area.

Column used to flag internal standard area values with an asterisk.

8B

SEMIVOLATILE INTERNAL STANDARD AREA SUMMARY

Lab Name: NORTH CANTON Contract:

Lab Code: TALCAN Case No.: SAS No.: SDG No.: 9F11135

Lab File ID (Standard): 7SMH0624 Date Analyzed: 06/24/09

Instrument ID: A4HP7 Time Analyzed: 0853

	IS1(DCB)		IS2(NPT)		IS3(ANT)	
	AREA #	RT	AREA #	RT	AREA #	RT
12 HOUR STD	323954	3.54	1409036	4.44	756274	5.71
UPPER LIMIT	647908	4.04	2818072	4.94	1512548	6.21
LOWER LIMIT	161977	3.04	704518	3.94	378137	5.21
EPA SAMPLE NO.						
01 ILSD-11	316534	3.54	1398057	4.44	799882	5.71
02 ILSD-15	215130	3.54	987166	4.44	553529	5.71
03 ILSD-15 MS	248185	3.54	1114946	4.44	630662	5.71
04 ILSD-15 MSD	354997	3.54	1534802	4.44	899875	5.71
05 ILSD-19	285795	3.54	1203150	4.44	704370	5.71
06 MHSD-7	295460	3.54	1273687	4.44	764554	5.71
07 MHSD-4	310562	3.54	1374437	4.44	818079	5.71
08 ILSD-12	256391	3.54	1113073	4.44	631622	5.71
09 ILSD-16	264770	3.54	1170926	4.44	692760	5.71
10 ILSD-10	236339	3.54	1003967	4.44	574841	5.71
11 ILSD-20	207031	3.55	908590	4.44	516644	5.71
12						
13						
14						
15						
16						
17						
18						
19						
20						
21						
22						

IS1 (DCB) = 1,4-Dichlorobenzene-d4
IS2 (NPT) = Naphthalene-d8
IS3 (ANT) = Acenaphthene-d10

UPPER LIMIT = +100% of internal standard area.
LOWER LIMIT = - 50% of internal standard area.

Column used to flag internal standard area values with an asterisk.

8C

SEMIVOLATILE INTERNAL STANDARD AREA SUMMARY

Lab Name: NORTH CANTON Contract:

Lab Code: TALCAN Case No.: SAS No.: SDG No.: 9F11135

Lab File ID (Standard): 7SMH0624 Date Analyzed: 06/24/09

Instrument ID: A4HP7 Time Analyzed: 0853

	IS4(PHN)		IS5(CRY)		IS6(PRY)	
	AREA #	RT	AREA #	RT	AREA #	RT
12 HOUR STD	1214135	6.79	1026250	8.77	980740	10.24
UPPER LIMIT	2428270	7.29	2052500	9.27	1961480	10.74
LOWER LIMIT	607068	6.29	513125	8.27	490370	9.74
EPA SAMPLE NO.						
01 ILSD-11	1407039	6.80	1233043	8.78	1180307	10.25
02 ILSD-15	892459	6.79	816333	8.77	797571	10.24
03 ILSD-15 MS	1106072	6.80	968867	8.77	938307	10.24
04 ILSD-15 MSD	1491514	6.80	1415766	8.77	1367391	10.24
05 ILSD-19	1218899	6.80	1169867	8.77	1060841	10.24
06 MHSD-7	1313899	6.80	1238689	8.77	1236500	10.25
07 MHSD-4	1385561	6.80	1608216	8.78	1299610	10.25
08 ILSD-12	1077576	6.80	984464	8.77	963215	10.25
09 ILSD-16	1175967	6.80	1100069	8.77	1087147	10.26
10 ILSD-10	947962	6.80	880504	8.78	860661	10.26
11 ILSD-20	865541	6.80	870269	8.78	796611	10.26
12						
13						
14						
15						
16						
17						
18						
19						
20						
21						
22						

IS4 (PHN) = Phenanthrene-d10
IS5 (CRY) = Chrysene-d12
IS6 (PRY) = Perylene-d12

UPPER LIMIT = +100% of internal standard area.
LOWER LIMIT = - 50% of internal standard area.

Column used to flag internal standard area values with an asterisk.

8B

SEMIVOLATILE INTERNAL STANDARD AREA SUMMARY

Lab Name: NORTH CANTON Contract:

Lab Code: TALCAN Case No.: SAS No.: SDG No.: 9F11135

Lab File ID (Standard): 7SMH0625 Date Analyzed: 06/25/09

Instrument ID: A4HP7 Time Analyzed: 0954

		IS1(DCB)		IS2(NPT)		IS3(ANT)	
		AREA #	RT	AREA #	RT	AREA #	RT
	12 HOUR STD	278750	3.54	1195369	4.43	642186	5.71
	UPPER LIMIT	557500	4.04	2390738	4.93	1284372	6.21
	LOWER LIMIT	139375	3.04	597685	3.93	321093	5.21
	EPA SAMPLE NO.						
01	ILSD-4	263253	3.53	1155443	4.43	677234	5.70
02							
03							
04							
05							
06							
07							
08							
09							
10							
11							
12							
13							
14							
15							
16							
17							
18							
19							
20							
21							
22							

IS1 (DCB) = 1,4-Dichlorobenzene-d4
IS2 (NPT) = Naphthalene-d8
IS3 (ANT) = Acenaphthene-d10

UPPER LIMIT = +100% of internal standard area.
LOWER LIMIT = - 50% of internal standard area.

Column used to flag internal standard area values with an asterisk.

8C

SEMIVOLATILE INTERNAL STANDARD AREA SUMMARY

Lab Name: NORTH CANTON Contract:

Lab Code: TALCAN Case No.: SAS No.: SDG No.: 9F11135

Lab File ID (Standard): 7SMH0625 Date Analyzed: 06/25/09

Instrument ID: A4HP7 Time Analyzed: 0954

	IS4(PHN)		IS5(CRY)		IS6(PRY)	
	AREA #	RT	AREA #	RT	AREA #	RT
12 HOUR STD	1031317	6.79	873100	8.81	842609	10.29
UPPER LIMIT	2062634	7.29	1746200	9.31	1685218	10.79
LOWER LIMIT	515659	6.29	436550	8.31	421305	9.79
EPA SAMPLE NO.						
01 ILSD-4	1147353	6.78	1027891	8.76	984420	10.22
02						
03						
04						
05						
06						
07						
08						
09						
10						
11						
12						
13						
14						
15						
16						
17						
18						
19						
20						
21						
22						

IS4 (PHN) = Phenanthrene-d10
IS5 (CRY) = Chrysene-d12
IS6 (PRY) = Perylene-d12

UPPER LIMIT = +100% of internal standard area.
LOWER LIMIT = - 50% of internal standard area.

Column used to flag internal standard area values with an asterisk.

8B

SEMIVOLATILE INTERNAL STANDARD AREA SUMMARY

Lab Name: NORTH CANTON Contract:

Lab Code: TALCAN Case No.: SAS No.: SDG No.: 9F11135

Lab File ID (Standard): 7SMH0629 Date Analyzed: 06/29/09

Instrument ID: A4HP7 Time Analyzed: 1323

		IS1(DCB)		IS2(NPT)		IS3(ANT)	
		AREA #	RT	AREA #	RT	AREA #	RT
	12 HOUR STD	276825	3.62	1210630	4.51	677928	5.78
	UPPER LIMIT	553650	4.12	2421260	5.01	1355856	6.28
	LOWER LIMIT	138413	3.12	605315	4.01	338964	5.28
	EPA SAMPLE NO.						
01	ILSD-14	354702	3.61	1522866	4.51	855682	5.78
02	ILSD-8	355120	3.61	1568440	4.51	918564	5.78
03	ILSD-18	316697	3.61	1430506	4.51	853335	5.78
04							
05							
06							
07							
08							
09							
10							
11							
12							
13							
14							
15							
16							
17							
18							
19							
20							
21							
22							

IS1 (DCB) = 1,4-Dichlorobenzene-d4
IS2 (NPT) = Naphthalene-d8
IS3 (ANT) = Acenaphthene-d10

UPPER LIMIT = +100% of internal standard area.
LOWER LIMIT = - 50% of internal standard area.

Column used to flag internal standard area values with an asterisk.

8C

SEMIVOLATILE INTERNAL STANDARD AREA SUMMARY

Lab Name: NORTH CANTON Contract:

Lab Code: TALCAN Case No.: SAS No.: SDG No.: 9F11135

Lab File ID (Standard): 7SMH0629 Date Analyzed: 06/29/09

Instrument ID: A4HP7 Time Analyzed: 1323

		IS4(PHN)		IS5(CRY)		IS6(PRY)	
		AREA #	RT	AREA #	RT	AREA #	RT
	12 HOUR STD	1104171	6.87	956996	8.87	885987	10.40
	UPPER LIMIT	2208342	7.37	1913992	9.37	1771974	10.90
	LOWER LIMIT	552086	6.37	478498	8.37	442994	9.90
	EPA SAMPLE NO.						
01	ILSD-14	1388136	6.86	1204371	8.84	1089672	10.36
02	ILSD-8	1520938	6.86	1317766	8.84	1206288	10.37
03	ILSD-18	1435454	6.86	1314318	8.85	1195363	10.38
04							
05							
06							
07							
08							
09							
10							
11							
12							
13							
14							
15							
16							
17							
18							
19							
20							
21							
22							

IS4 (PHN) = Phenanthrene-d10
IS5 (CRY) = Chrysene-d12
IS6 (PRY) = Perylene-d12

UPPER LIMIT = +100%
of internal standard area.
LOWER LIMIT = - 50%
of internal standard area.

Column used to flag internal standard area values with an asterisk.

FORM VIII SV-2 1/87 Rev.

8B

SEMIVOLATILE INTERNAL STANDARD AREA SUMMARY

Lab Name: NORTH CANTON Contract:

Lab Code: TALCAN Case No.: SAS No.: SDG No.: 9F11135

Lab File ID (Standard): 7SMH0619 Date Analyzed: 06/19/09

Instrument ID: A4HP7 Time Analyzed: 0842

		IS1(DCB)		IS2(NPT)		IS3(ANT)	
		AREA #	RT	AREA #	RT	AREA #	RT
	12 HOUR STD	105687	3.56	435350	4.46	230253	5.72
	UPPER LIMIT	211374	4.06	870700	4.96	460506	6.22
	LOWER LIMIT	52844	3.06	217675	3.96	115127	5.22
	EPA SAMPLE NO.						
01	LEV40BLK	77893	3.56	344177	4.45	186020	5.72
02	LEV40CHK	115116	3.56	488800	4.45	267151	5.72
03							
04							
05							
06							
07							
08							
09							
10							
11							
12							
13							
14							
15							
16							
17							
18							
19							
20							
21							
22							

IS1 (DCB) = 1,4-Dichlorobenzene-d4
IS2 (NPT) = Naphthalene-d8
IS3 (ANT) = Acenaphthene-d10

UPPER LIMIT = +100% of internal standard area.
LOWER LIMIT = - 50% of internal standard area.

Column used to flag internal standard area values with an asterisk.

8C

SEMIVOLATILE INTERNAL STANDARD AREA SUMMARY

Lab Name: NORTH CANTON Contract:

Lab Code: TALCAN Case No.: SAS No.: SDG No.: 9F11135

Lab File ID (Standard): 7SMH0619 Date Analyzed: 06/19/09

Instrument ID: A4HP7 Time Analyzed: 0842

	IS4(PHN)		IS5(CRY)		IS6(PRY)	
	AREA #	RT	AREA #	RT	AREA #	RT
12 HOUR STD	382231	6.81	319756	8.79	293636	10.27
UPPER LIMIT	764462	7.31	639512	9.29	587272	10.77
LOWER LIMIT	191116	6.31	159878	8.29	146818	9.77
EPA SAMPLE NO.						
01 LEV40BLK	301850	6.81	251899	8.79	228271	10.27
02 LEV40CHK	440635	6.81	376737	8.80	338489	10.27
03						
04						
05						
06						
07						
08						
09						
10						
11						
12						
13						
14						
15						
16						
17						
18						
19						
20						
21						
22						

IS4 (PHN) = Phenanthrene-d10
IS5 (CRY) = Chrysene-d12
IS6 (PRY) = Perylene-d12

UPPER LIMIT = +100% of internal standard area.
LOWER LIMIT = - 50% of internal standard area.

Column used to flag internal standard area values with an asterisk.

8B

SEMIVOLATILE INTERNAL STANDARD AREA SUMMARY

Lab Name: NORTH CANTON Contract:

Lab Code: TALCAN Case No.: SAS No.: SDG No.: 9F11135

Lab File ID (Standard): 1SMH0622 Date Analyzed: 06/22/09

Instrument ID: A4HP10 Time Analyzed: 1020

	IS1(NPT)		IS2(ANT)		IS3(PHN)	
	AREA #	RT	AREA #	RT	AREA #	RT
12 HOUR STD	983941	4.34	571879	5.61	853837	6.69
UPPER LIMIT	1967882	4.84	1143758	6.11	1707674	7.19
LOWER LIMIT	491971	3.84	285940	5.11	426919	6.19
EPA SAMPLE NO.						
01 LE8F0BLK	1174798	4.34	653624	5.61	1014146	6.69
02 LE8F0CHK	1188985	4.34	674096	5.61	1017085	6.69
03 LE8F0CKDUP	1214410	4.34	687168	5.61	1078018	6.69
04						
05						
06						
07						
08						
09						
10						
11						
12						
13						
14						
15						
16						
17						
18						
19						
20						
21						
22						

IS1 (NPT) = Naphthalene-d8
IS2 (ANT) = Acenaphthene-d10
IS3 (PHN) = Phenanthrene-d10

UPPER LIMIT = +100%
of internal standard area.
LOWER LIMIT = - 50%
of internal standard area.

Column used to flag internal standard area values with an asterisk.

FORM VIII SV-1 1/87 Rev.

8C

SEMIVOLATILE INTERNAL STANDARD AREA SUMMARY

Lab Name: NORTH CANTON Contract:

Lab Code: TALCAN Case No.: SAS No.: SDG No.: 9F11135

Lab File ID (Standard): 1SMH0622 Date Analyzed: 06/22/09

Instrument ID: A4HP10 Time Analyzed: 1020

	IS4(CRY)		IS5(PRY)		IS6(DCB)	
	AREA #	RT	AREA #	RT	AREA #	RT
12 HOUR STD	739003	8.67	671721	10.08	261048	3.45
UPPER LIMIT	1478006	9.17	1343442	10.58	522096	3.95
LOWER LIMIT	369502	8.17	335861	9.58	130524	2.95
EPA SAMPLE NO.						
01 LE8F0BLK	855858	8.67	768516	10.08	305142	3.45
02 LE8F0CHK	877866	8.66	798125	10.07	311018	3.46
03 LE8F0CKDUP	922934	8.66	828021	10.07	316225	3.45
04						
05						
06						
07						
08						
09						
10						
11						
12						
13						
14						
15						
16						
17						
18						
19						
20						
21						
22						

IS4 (CRY) = Chrysene-d12
IS5 (PRY) = Perylene-d12
IS6 (DCB) = 1,4-Dichlorobenzene-d4

UPPER LIMIT = +100% of internal standard area.
LOWER LIMIT = - 50% of internal standard area.

Column used to flag internal standard area values with an asterisk.

8B

SEMIVOLATILE INTERNAL STANDARD AREA SUMMARY

Lab Name: NORTH CANTON Contract:

Lab Code: TALCAN Case No.: SAS No.: SDG No.: 9F11135

Lab File ID (Standard): 1SMH0623 Date Analyzed: 06/23/09

Instrument ID: A4HP10 Time Analyzed: 0927

		IS1(NPT)		IS2(ANT)		IS3(PHN)	
		AREA #	RT	AREA #	RT	AREA #	RT
	12 HOUR STD	1006168	4.30	571971	5.56	877219	6.64
	UPPER LIMIT	2012336	4.80	1143942	6.06	1754438	7.14
	LOWER LIMIT	503084	3.80	285986	5.06	438610	6.14
	EPA SAMPLE NO.						
01	LFD1KBLK	895107	4.30	508531	5.56	797589	6.64
02	LFD1KCHK	1136780	4.30	643597	5.56	1001709	6.64
03	LFD1KCKDUP	1183729	4.30	674679	5.56	1054441	6.64
04	MHSD-4	1121114	4.30	644078	5.56	1003698	6.64
05	ILSD-18	1027964	4.30	604214	5.56	938127	6.64
06							
07							
08							
09							
10							
11							
12							
13							
14							
15							
16							
17							
18							
19							
20							
21							
22							

IS1 (NPT) = Naphthalene-d8
IS2 (ANT) = Acenaphthene-d10
IS3 (PHN) = Phenanthrene-d10

UPPER LIMIT = +100% of internal standard area.
LOWER LIMIT = - 50% of internal standard area.

Column used to flag internal standard area values with an asterisk.

8C

SEMIVOLATILE INTERNAL STANDARD AREA SUMMARY

Lab Name: NORTH CANTON Contract:

Lab Code: TALCAN Case No.: SAS No.: SDG No.: 9F11135

Lab File ID (Standard): 1SMH0623 Date Analyzed: 06/23/09

Instrument ID: A4HP10 Time Analyzed: 0927

	IS4(CRY)		IS5(PRY)		IS6(DCB)	
	AREA #	RT	AREA #	RT	AREA #	RT
12 HOUR STD	767966	8.60	681085	9.96	260021	3.41
UPPER LIMIT	1535932	9.10	1362170	10.46	520042	3.91
LOWER LIMIT	383983	8.10	340543	9.46	130011	2.91
EPA SAMPLE NO.						
01 LFD1KBLK	686104	8.60	613209	9.97	242954	3.41
02 LFD1KCHK	835053	8.61	763324	9.98	290749	3.41
03 LFD1KCKDUP	897782	8.60	810992	9.97	309534	3.41
04 MHSD-4	858503	8.59	789612	9.96	295842	3.41
05 ILSD-18	810644	8.59	734056	9.96	281998	3.41
06						
07						
08						
09						
10						
11						
12						
13						
14						
15						
16						
17						
18						
19						
20						
21						
22						

IS4 (CRY) = Chrysene-d12
IS5 (PRY) = Perylene-d12
IS6 (DCB) = 1,4-Dichlorobenzene-d4

UPPER LIMIT = +100% of internal standard area.
LOWER LIMIT = - 50% of internal standard area.

Column used to flag internal standard area values with an asterisk.

8B

SEMIVOLATILE INTERNAL STANDARD AREA SUMMARY

Lab Name: NORTH CANTON Contract:

Lab Code: TALCAN Case No.: SAS No.: SDG No.: 9F11135

Lab File ID (Standard): 7SMH0621 Date Analyzed: 06/21/09

Instrument ID: A4HP7 Time Analyzed: 0923

		IS1(DCB)		IS2(NPT)		IS3(ANT)	
		AREA #	RT	AREA #	RT	AREA #	RT
	12 HOUR STD	107951	3.55	437724	4.44	230717	5.72
	UPPER LIMIT	215902	4.05	875448	4.94	461434	6.22
	LOWER LIMIT	53976	3.05	218862	3.94	115359	5.22
	EPA SAMPLE NO.						
01	LE5RFBLK	133045	3.55	557866	4.44	303410	5.71
02	LE5RFCHK	159639	3.55	676276	4.44	380910	5.71
03	ILSD-11	157525	3.55	629106	4.44	356008	5.71
04							
05							
06							
07							
08							
09							
10							
11							
12							
13							
14							
15							
16							
17							
18							
19							
20							
21							
22							

IS1 (DCB) = 1,4-Dichlorobenzene-d4
IS2 (NPT) = Naphthalene-d8
IS3 (ANT) = Acenaphthene-d10

UPPER LIMIT = +100% of internal standard area.
LOWER LIMIT = - 50% of internal standard area.

Column used to flag internal standard area values with an asterisk.

8C

SEMIVOLATILE INTERNAL STANDARD AREA SUMMARY

Lab Name: NORTH CANTON Contract:

Lab Code: TALCAN Case No.: SAS No.: SDG No.: 9F11135

Lab File ID (Standard): 7SMH0621 Date Analyzed: 06/21/09

Instrument ID: A4HP7 Time Analyzed: 0923

	IS4(PHN)		IS5(CRY)		IS6(PRY)	
	AREA #	RT	AREA #	RT	AREA #	RT
12 HOUR STD	386972	6.80	323678	8.77	299080	10.24
UPPER LIMIT	773944	7.30	647356	9.27	598160	10.74
LOWER LIMIT	193486	6.30	161839	8.27	149540	9.74
EPA SAMPLE NO.						
01 LE5RFBLK	520938	6.80	435056	8.77	398344	10.24
02 LE5RFCHK	650396	6.80	557808	8.77	509957	10.24
03 ILSD-11	632977	6.80	523833	8.77	490266	10.24
04						
05						
06						
07						
08						
09						
10						
11						
12						
13						
14						
15						
16						
17						
18						
19						
20						
21						
22						

IS4 (PHN) = Phenanthrene-d10
IS5 (CRY) = Chrysene-d12
IS6 (PRY) = Perylene-d12

UPPER LIMIT = +100% of internal standard area.
LOWER LIMIT = - 50% of internal standard area.

Column used to flag internal standard area values with an asterisk.

SW846 8082 METHOD BLANK SUMMARY

BLANK WORKORDER NO.: LERHF1AA

Lab Name: TestAmerica Laboratories, Inc.

Lab Code: TALCAN

SDG Number:9F11135

Lab File ID: 063F5601.

Lot Number: A9F110135

Matrix: SOLID

Extraction Method: 3550B

Date Extracted: 06/12/09

Date Analyzed(1): 06/16/09

Date Analyzed(2): N/A

Time Analyzed(1): 06:11

Time Analyzed(2): N/A

Instrument ID(1): P11

Instrument ID(2): N/A

GC Column(1): N/A ID: N/A GC Column(2): N/A ID: N/A

THIS METHOD BLANK APPLIES TO THE FOLLOWING SAMPLES, MS, AND MSD:

	CLIENT ID.	SAMPLE WORK ORDER #	DATE ANALYZED(1)	DATE ANALYZED(2)
01	INTRA-LAB QC	LEM4L1AD	06/16/09	N/A
02	LAB MS/MSD	LEM4L1AF S	06/16/09	N/A
03	LAB MS/MSD	LEM4L1AG D	06/16/09	N/A
04	ILSD-4	LEN871AC	06/16/09	N/A
05	ILSD-8	LEN9T1AF	06/16/09	N/A
06	ILSD-12	LEN9W1AF	06/16/09	N/A
07	ILSD-14	LEN9X1AF	06/16/09	N/A
08	ILSD-14D	LEN901AF	06/16/09	N/A
09	CHECK SAMPLE	LERHF1AC C	06/16/09	N/A
10				
11				
12				
13				
14				
15				
16				
17				
18				
19				
20				

COMMENTS:

FORM IV

METHOD BLANK REPORT

GC Semivolatiles

Client Lot #...: 9F11135 **Work Order #...:** LERHF1AA **Matrix.....:** SOLID
MB Lot-Sample #: A9F120000-031

Prep Date.....: 06/12/09 **Final Wgt/Vol..:** 20 mL
Analysis Date..: 06/16/09 **Prep Batch #...:** 9163031
Dilution Factor: 1 **Initial Wgt/Vol:** 5 g

PARAMETER	RESULT	REPORTING LIMIT	UNITS	METHOD
Aroclor 1016	ND	200	ug/kg	SW846 8082
Aroclor 1221	ND	200	ug/kg	SW846 8082
Aroclor 1232	ND	200	ug/kg	SW846 8082
Aroclor 1242	ND	200	ug/kg	SW846 8082
Aroclor 1248	ND	200	ug/kg	SW846 8082
Aroclor 1254	ND	200	ug/kg	SW846 8082
Aroclor 1260	ND	200	ug/kg	SW846 8082

SURROGATE	PERCENT RECOVERY	RECOVERY LIMITS
Tetrachloro-m-xylene	91	(10 - 196)
Decachlorobiphenyl	107	(10 - 199)

NOTE(S):

Calculations are performed before rounding to avoid round-off errors in calculated results.

LABORATORY CONTROL SAMPLE EVALUATION REPORT

GC Semivolatiles

Client Lot #...: 9F11135 **Work Order #...:** LERHF1AC **Matrix.....:** SOLID
LCS Lot-Sample#: A9F120000-031
Prep Date.....: 06/12/09 **Analysis Date..:** 06/16/09
Prep Batch #...: 9163031
Dilution Factor: 1 **Final Wgt/Vol..:** 20 mL
Initial Wgt/Vol: 5 g

PARAMETER	PERCENT RECOVERY	RECOVERY LIMITS	METHOD
Aroclor 1016	**91**	**(34 - 127)**	**SW846 8082**
Aroclor 1260	**98**	**(32 - 141)**	**SW846 8082**

SURROGATE	PERCENT RECOVERY	RECOVERY LIMITS
Tetrachloro-m-xylene	95	(10 - 196)
Decachlorobiphenyl	120	(10 - 199)

NOTE(S):

Calculations are performed before rounding to avoid round-off errors in calculated results.

Bold print denotes control parameters

LABORATORY CONTROL SAMPLE DATA REPORT

GC Semivolatiles

Client Lot #...: 9F11135 **Work Order #...:** LERHF1AC **Matrix.....:** SOLID
LCS Lot-Sample#: A9F120000-031
Prep Date.....: 06/12/09 **Analysis Date..:** 06/16/09
Prep Batch #...: 9163031
Dilution Factor: 1 **Final Wgt/Vol..:** 20 mL
Initial Wgt/Vol: 5 g

PARAMETER	SPIKE AMOUNT	MEASURED AMOUNT	UNITS	PERCENT RECOVERY	METHOD
Aroclor 1016	**2000**	**1800**	**ug/kg**	**91**	**SW846 8082**
Aroclor 1260	**2000**	**2000**	**ug/kg**	**98**	**SW846 8082**

SURROGATE	PERCENT RECOVERY	RECOVERY LIMITS
Tetrachloro-m-xylene	95	(10 - 196)
Decachlorobiphenyl	120	(10 - 199)

NOTE(S):

Calculations are performed before rounding to avoid round-off errors in calculated results.

Bold print denotes control parameters

MATRIX SPIKE SAMPLE EVALUATION REPORT

GC Semivolatiles

Client Lot #...:	9F11135	**Work Order #...:**	LEM4L1AF-MS	**Matrix.....:**	SOLID
MS Lot-Sample #:	A9F100251-004		LEM4L1AG-MSD		
Date Sampled...:	06/08/09 13:00	**Date Received..:**	06/10/09		
Prep Date.....:	06/12/09	**Analysis Date..:**	06/16/09		
Prep Batch #...:	9163031				
Dilution Factor:	1	**Initial Wgt/Vol:**	5.01 g	**Final Wgt/Vol..:**	20 mL
% Moisture.....:	19				

PARAMETER	PERCENT RECOVERY	RECOVERY LIMITS	RPD	RPD LIMITS	METHOD
Aroclor 1016	**80**	**(10 - 199)**			**SW846 8082**
	84	**(10 - 199)**	**3.3**	**(0-30)**	**SW846 8082**
Aroclor 1260	**84**	**(10 - 199)**			**SW846 8082**
	88	**(10 - 199)**	**2.5**	**(0-30)**	**SW846 8082**

SURROGATE	PERCENT RECOVERY	RECOVERY LIMITS
Tetrachloro-m-xylene	82	(10 - 196)
	88	(10 - 196)
Decachlorobiphenyl	101	(10 - 199)
	103	(10 - 199)

NOTE(S):

Calculations are performed before rounding to avoid round-off errors in calculated results.

Bold print denotes control parameters

Results and reporting limits have been adjusted for dry weight.

MATRIX SPIKE SAMPLE DATA REPORT

GC Semivolatiles

Client Lot #...: 9F11135 **Work Order #...:** LEM4L1AF-MS **Matrix.....:** SOLID
MS Lot-Sample #: A9F100251-004 LEM4L1AG-MSD
Date Sampled...: 06/08/09 13:00 **Date Received..:** 06/10/09
Prep Date.....: 06/12/09 **Analysis Date..:** 06/16/09
Prep Batch #...: 9163031
Dilution Factor: 1 **Initial Wgt/Vol:** 5.01 g **Final Wgt/Vol..:** 20 mL
% Moisture.....: 19

PARAMETER	SAMPLE AMOUNT	SPIKE AMT	MEASRD AMOUNT	UNITS	PERCNT RECVRY	RPD	METHOD
Aroclor 1016	ND	2500	2000	ug/kg	80		SW846 8082
	ND	2400	2000	ug/kg	84	3.3	SW846 8082
Aroclor 1260	ND	2500	2100	ug/kg	84		SW846 8082
	ND	2400	2100	ug/kg	88	2.5	SW846 8082

SURROGATE	PERCENT RECOVERY	RECOVERY LIMITS
Tetrachloro-m-xylene	82	(10 - 196)
	88	(10 - 196)
Decachlorobiphenyl	101	(10 - 199)
	103	(10 - 199)

NOTE(S):

Calculations are performed before rounding to avoid round-off errors in calculated results.

Bold print denotes control parameters

Results and reporting limits have been adjusted for dry weight.

MATRIX SPIKE SAMPLE EVALUATION REPORT

GC Semivolatiles

Client Lot #...: 9F11135 **Work Order #...:** LETN81AD-MS **Matrix.....:** SO
MS Lot-Sample #: A9F120214-001 LETN81AE-MSD
Date Sampled...: 06/11/09 10:30 **Date Received..:** 06/12/09
Prep Date.....: 06/13/09 **Analysis Date..:** 06/16/09
Prep Batch #...: 9164018
Dilution Factor: 1 **Initial Wgt/Vol:** 5.05 g **Final Wgt/Vol..:** 20 mL

PARAMETER	PERCENT RECOVERY	RECOVERY LIMITS	RPD	RPD LIMITS	METHOD
Aroclor 1016	**96**	**(10 - 199)**			**SW846 8082**
	96	**(10 - 199)**	**0.26**	**(0-30)**	**SW846 8082**
Aroclor 1260	**130**	**(10 - 199)**			**SW846 8082**
	145	**(10 - 199)**	**7.0**	**(0-30)**	**SW846 8082**

SURROGATE	PERCENT RECOVERY	RECOVERY LIMITS
Tetrachloro-m-xylene	91	(10 - 196)
	99	(10 - 196)
Decachlorobiphenyl	109	(10 - 199)
	107	(10 - 199)

NOTE(S):

Calculations are performed before rounding to avoid round-off errors in calculated results.

Bold print denotes control parameters

Results and reporting limits have been adjusted for dry weight.

MATRIX SPIKE SAMPLE DATA REPORT

GC Semivolatiles

Client Lot #...: 9F11135 **Work Order #...:** LETN81AD-MS **Matrix.....:** SO
MS Lot-Sample #: A9F120214-001 LETN81AE-MSD
Date Sampled...: 06/11/09 10:30 **Date Received..:** 06/12/09
Prep Date.....: 06/13/09 **Analysis Date..:** 06/16/09
Prep Batch #...: 9164018
Dilution Factor: 1 **Initial Wgt/Vol:** 5.05 g **Final Wgt/Vol..:** 20 mL

PARAMETER	SAMPLE AMOUNT	SPIKE AMT	MEASRD AMOUNT	UNITS	PERCNT RECVRY	RPD	METHOD
Aroclor 1016	ND	2600	2500	ug/kg	96		SW846 8082
	ND	2600	2500	ug/kg	96	0.26	SW846 8082
Aroclor 1260	2000	2600	5300	ug/kg	130		SW846 8082
	2000	2600	5700	ug/kg	145	7.0	SW846 8082

SURROGATE	PERCENT RECOVERY	RECOVERY LIMITS
Tetrachloro-m-xylene	91	(10 - 196)
	99	(10 - 196)
Decachlorobiphenyl	109	(10 - 199)
	107	(10 - 199)

NOTE(S):

Calculations are performed before rounding to avoid round-off errors in calculated results.

Bold print denotes control parameters

Results and reporting limits have been adjusted for dry weight.

SW846 8082 METHOD BLANK SUMMARY

BLANK WORKORDER NO.: LEV461AA

Lab Name: TestAmerica Laboratories, Inc.

Lab Code: TALCAN

SDG Number:9F11135

Lab File ID: 080F0701.

Lot Number: A9F120214

Matrix: SOLID

Extraction Method: 3550B

Date Extracted: 06/13/09

Date Analyzed(1): 06/16/09

Date Analyzed(2): N/A

Time Analyzed(1): 10:25

Time Analyzed(2): N/A

Instrument ID(1): P11

Instrument ID(2): N/A

GC Column(1): N/A ID: N/A GC Column(2): N/A ID: N/A

THIS METHOD BLANK APPLIES TO THE FOLLOWING SAMPLES, MS, AND MSD:

	CLIENT ID.	SAMPLE WORK ORDER #	DATE ANALYZED(1)	DATE ANALYZED(2)
01	ILSD-15	LETN81AC	06/16/09	N/A
02	ILSD-15	LETN81AD S	06/16/09	N/A
03	ILSD-15	LETN81AE D	06/16/09	N/A
04	ILSD-16	LETQD1AF	06/16/09	N/A
05	ILSD-11	LETQE1AC	06/16/09	N/A
06	ILSD-10	LETQK1AF	06/16/09	N/A
07	ILSD-20	LETQL1AF	06/16/09	N/A
08	ILSD-18	LETQN1AN	06/16/09	N/A
09	ILSD-19	LETQV1AF	06/16/09	N/A
10	MHSD-4	LETQW1AN	06/16/09	N/A
11	MHSD-7A	LETQX1AF	06/16/09	N/A
12	MHSD-7	LETQ21AF	06/16/09	N/A
13	ILSD-7	LETQ51AF	06/16/09	N/A
14	CHECK SAMPLE	LEV461AC C	06/16/09	N/A
15				
16				
17				
18				
19				
20				

COMMENTS:

METHOD BLANK REPORT

GC Semivolatiles

Client Lot #...: 9F11135 **Work Order #...:** LEV461AA **Matrix.....:** SOLID
MB Lot-Sample #: A9F130000-018

Prep Date.....: 06/13/09 **Final Wgt/Vol..:** 20 mL
Analysis Date..: 06/16/09 **Prep Batch #...:** 9164018
Dilution Factor: 1 **Initial Wgt/Vol:** 5 g

PARAMETER	RESULT	REPORTING LIMIT	UNITS	METHOD
Aroclor 1016	ND	200	ug/kg	SW846 8082
Aroclor 1221	ND	200	ug/kg	SW846 8082
Aroclor 1232	ND	200	ug/kg	SW846 8082
Aroclor 1242	ND	200	ug/kg	SW846 8082
Aroclor 1248	ND	200	ug/kg	SW846 8082
Aroclor 1254	ND	200	ug/kg	SW846 8082
Aroclor 1260	ND	200	ug/kg	SW846 8082

SURROGATE	PERCENT RECOVERY	RECOVERY LIMITS
Tetrachloro-m-xylene	96	(10 - 196)
Decachlorobiphenyl	109	(10 - 199)

NOTE(S):

Calculations are performed before rounding to avoid round-off errors in calculated results.

LABORATORY CONTROL SAMPLE EVALUATION REPORT

GC Semivolatiles

Client Lot #...: 9F11135 Work Order #...: LEV461AC Matrix.....: SOLID
LCS Lot-Sample#: A9F130000-018
Prep Date.....: 06/13/09 Analysis Date..: 06/16/09
Prep Batch #...: 9164018
Dilution Factor: 1 Final Wgt/Vol..: 20 mL
Initial Wgt/Vol: 5 g

PARAMETER	PERCENT RECOVERY	RECOVERY LIMITS	METHOD
Aroclor 1016	**100**	**(34 - 127)**	**SW846 8082**
Aroclor 1260	**108**	**(32 - 141)**	**SW846 8082**

SURROGATE	PERCENT RECOVERY	RECOVERY LIMITS
Tetrachloro-m-xylene	108	(10 - 196)
Decachlorobiphenyl	133	(10 - 199)

NOTE(S):

Calculations are performed before rounding to avoid round-off errors in calculated results.

Bold print denotes control parameters

LABORATORY CONTROL SAMPLE DATA REPORT

GC Semivolatiles

Client Lot #...: 9F11135 **Work Order #...:** LEV461AC **Matrix.....:** SOLID
LCS Lot-Sample#: A9F130000-018
Prep Date.....: 06/13/09 **Analysis Date..:** 06/16/09
Prep Batch #...: 9164018
Dilution Factor: 1 **Final Wgt/Vol..:** 20 mL
Initial Wgt/Vol: 5 g

PARAMETER	SPIKE AMOUNT	MEASURED AMOUNT	UNITS	PERCENT RECOVERY	METHOD
Aroclor 1016	**2000**	**2000**	**ug/kg**	**100**	**SW846 8082**
Aroclor 1260	**2000**	**2200**	**ug/kg**	**108**	**SW846 8082**

SURROGATE	PERCENT RECOVERY	RECOVERY LIMITS
Tetrachloro-m-xylene	108	(10 - 196)
Decachlorobiphenyl	133	(10 - 199)

NOTE(S):

Calculations are performed before rounding to avoid round-off errors in calculated results.

Bold print denotes control parameters

SW846 8082 SURROGATE RECOVERY

Lab Name: TestAmerica Laboratories, Inc. Client: Tetra Tech NUS, Inc

Lab Code: TALCAN SDG No: 9F11135

Lot #: A9F110135

Extraction: XXA12QH01

	CLIENT ID.	SRG01	SRG02	TOT OUT
01	INTRA-LAB QC	86	95	00
02	ILSD-4	75	101	00
03	ILSD-8	89	554*	01
04	ILSD-12	75	88	00
05	ILSD-14	74	193	00
06	ILSD-14D	72	82	00
07	METHOD BLK. LERHF1AA	91	107	00
08	LCS LERHF1AC	95	120	00
09	LAB MS/MSD D	88	103	00
10	LAB MS/MSD S	82	101	00

SURROGATES		QC LIMITS
SRG01	= Tetrachloro-m-xylene	(10-196)
SRG02	= Decachlorobiphenyl	(10-199)

\# Column to be used to flag recovery values
* Values outside of required QC Limits
D System monitoring Compound diluted out

FORM II

SW846 8082 SURROGATE RECOVERY

Lab Name: TestAmerica Laboratories, Inc. Client: Tetra Tech NUS, Inc

Lab Code: TALCAN SDG No: 9F11135

Lot #: A9F120214

Extraction: XXA12QH01

	CLIENT ID.	SRG01	SRG02	TOT OUT
01	ILSD-15	80	87	00
02	ILSD-16	94	88	00
03	ILSD-11	75	88	00
04	ILSD-10	69	70	00
05	ILSD-20	105D	122D	00
06	ILSD-18	96 D	115D	00
07	ILSD-19	108D	134D	00
08	MHSD-4	86 D	105D	00
09	MHSD-7A	91 D	94 D	00
10	MHSD-7	72	78	00
11	ILSD-7	92	92	00
12	METHOD BLK. LEV461AA	96	109	00
13	LCS LEV461AC	108	133	00
14	ILSD-15 D	99	107	00
15	ILSD-15 S	91	109	00

SURROGATES		QC LIMITS
SRG01	= Tetrachloro-m-xylene	(10-196)
SRG02	= Decachlorobiphenyl	(10-199)

\# Column to be used to flag recovery values
* Values outside of required QC Limits
D System monitoring Compound diluted out

FORM II

FORM 8
SEMIVOLATILE ANALYTICAL SEQUENCE

Lab Name: NORTH CANTON Contract:

Lab Code: TALCAN Case No.: SAS No.: SDG No.: 9F11135

GC Column: RESTEK PEST CLPI ID: 0.53 (mm) Init. Calib. Date(s): 05/19/09 05/20/09

Instrument ID: A2HP11

THE ANALYTICAL SEQUENCE OF PERFORMANCE EVALUATION MIXTURES, BLANKS, SAMPLES, AND STANDARDS IS GIVEN BELOW:

MEAN SURROGATE RT FROM INITIAL CALIBRATION
S1 : 2.16 S2 : 7.63

	CLIENT SAMPLE NO.	LAB SAMPLE ID	DATE ANALYZED	TIME ANALYZED	S1 RT #	S2 RT #
01		G100	06/16/09	1448	2.16	7.63
02	MHSD-7	LETQ21AF	06/16/09	1548	2.16	7.63
03		G100	06/16/09	1632	2.16	7.63
04						
05						
06						
07						
08						
09						
10						
11						
12						
13						
14						
15						
16						
17						
18						
19						
20						
21						
22						
23						
24						
25						
26						
27						
28						
29						
30						
31						
32						

QC LIMITS

S1 = TCMX (+/- 0.10 MINUTES)
S2 = DCB (+/- 0.10 MINUTES)

Column used to flag retention time values with an asterisk.
* Values outside of QC limits.

FORM 8
SEMIVOLATILE ANALYTICAL SEQUENCE

Lab Name: NORTH CANTON Contract:

Lab Code: TALCAN Case No.: SAS No.: SDG No.: 9F11135

GC Column: RESTEK PEST CLPI ID: 0.53 (mm) Init. Calib. Date(s): 05/19/09 05/20/09

Instrument ID: A2HP11

THE ANALYTICAL SEQUENCE OF PERFORMANCE EVALUATION MIXTURES, BLANKS, SAMPLES, AND STANDARDS IS GIVEN BELOW:

MEAN SURROGATE RT FROM INITIAL CALIBRATION
S1 : 2.16 S2 : 7.63

	CLIENT SAMPLE NO.	LAB SAMPLE ID	DATE ANALYZED	TIME ANALYZED	S1 RT	#	S2 RT	#
01		G100 1660	06/16/09	0035	2.16		7.63	
02	ILSD-4	LEN871AC	06/16/09	0257	2.16		7.63	
03	ILSD-8	LEN9T1AF	06/16/09	0312	2.16		7.63	
04	ILSD-12	LEN9W1AF	06/16/09	0327	2.16		7.63	
05	ILSD-14	LEN9X1AF	06/16/09	0342	2.16		7.63	
06	ILSD-14D	LEN901AF	06/16/09	0357	2.16		7.63	
07	LERHFBLK	LERHF1AA	06/16/09	0611	2.16		7.63	
08	LERHFCHK	LERHF1AC	06/16/09	0625	2.16		7.63	
09		G100 1660	06/16/09	0640	2.16		7.63	
10	ILSD-15	LETN81AC	06/16/09	0710	2.16		7.63	
11	ILSD-15 MS	LETN81AD	06/16/09	0725	2.16		7.63	
12	ILSD-15 MSD	LETN81AE	06/16/09	0740	2.16		7.63	
13	ILSD-16	LETQD1AF	06/16/09	0755	2.16		7.63	
14	ILSD-11	LETQE1AC	06/16/09	0810	2.16		7.63	
15	ILSD-10	LETQK1AF	06/16/09	0824	2.16		7.63	
16	ILSD-20	LETQL1AF	06/16/09	0841	2.16		7.63	
17	ILSD-18	LETQN1AN	06/16/09	0856	2.16		7.63	
18	ILSD-19	LETQV1AF	06/16/09	0911	2.16		7.63	
19	MHSD-4	LETQW1AN	06/16/09	0925	2.16		7.63	
20	MHSD-7A	LETQX1AF	06/16/09	0940	2.16		7.63	
21	ILSD-7	LETQ51AF	06/16/09	1010	2.16		7.63	
22	LEV46	LEV461AA	06/16/09	1025	2.16		7.63	
23	LEV46CHK	LEV461AC	06/16/09	1040	2.16		7.63	
24		G100 1660	06/16/09	1055	2.16		7.63	
25								
26								
27								
28								
29								
30								
31								
32								

QC LIMITS
S1 = TCMX (+/- 0.10 MINUTES)
S2 = DCB (+/- 0.10 MINUTES)

Column used to flag retention time values with an asterisk.
* Values outside of QC limits.

Report Date : 21-May-2009 04:31

TestAmerica North Canton

INITIAL CALIBRATION DATA

Start Cal Date : 19-MAY-2009 17:16
End Cal Date : 20-MAY-2009 04:53
Quant Method : ESTD
Origin : Disabled
Target Version : 4.14
Integrator : Falcon
Method file : \\cansvr11\dd\chem\GCS\a2hp11.i\90519IC-1.b\HP11P65F.m
Last Edit : 20-May-2009 09:02 hassl
Curve Type : Average

Calibration File Names:
Level 1: \\cansvr11\dd\chem\GCS\a2hp11.i\90519IC-1.b\044F4401.D
Level 2: \\cansvr11\dd\chem\GCS\a2hp11.i\90519IC-1.b\045F4501.D
Level 3: \\cansvr11\dd\chem\GCS\a2hp11.i\90519IC-1.b\046F4601.D
Level 4: \\cansvr11\dd\chem\GCS\a2hp11.i\90519IC-1.b\047F4701.D
Level 5: \\cansvr11\dd\chem\GCS\a2hp11.i\90519IC-1.b\048F4801.D
Level 6: \\cansvr11\dd\chem\GCS\a2hp11.i\90519IC-1.b\049F4901.D
Level 7: \\cansvr11\dd\chem\GCS\a2hp11.i\90519IC-1.b\050F5001.D

Compound	0.02500 Level 1	0.05000 Level 2	0.10000 Level 3	0.20000 Level 4	0.50000 Level 5	1.000 Level 6	2.000 Level 7	___ RRF	% RSD
2 AROCLOR-1221(1)	1852960	1753940	1802600	1787270	1766106	1655255	1535522	1736236	6.162
(2)	867480	1115560	1110490	1140870	1091006	1024391	947332	1042447	9.752
(3)	4706480	4690940	4531200	4373250	4292122	3969947	3603172	4309587	9.334
3 AROCLOR-1016(1)	3534760	3826420	3570860	3466605	3217776	2914964	2948439	3354261	10.120
(2)	6329400	6911320	7026990	6113215	5830542	5332432	5268938	6116120	11.408
(3)	11693000	12850700	13639730	13157415	12429382	11749777	12313579	12547655	5.721
(4)	5571000	5220720	6425570	5897950	5510626	5145517	5235385	5572395	8.215
(5)	5835440	6194000	6263630	5948915	5581218	5244614	5212024	5754263	7.376

Report Date : 21-May-2009 04:31

TestAmerica North Canton

INITIAL CALIBRATION DATA

Start Cal Date : 19-MAY-2009 17:16
End Cal Date : 20-MAY-2009 04:53
Quant Method : ESTD
Origin : Disabled
Target Version : 4.14
Integrator : Falcon
Method file : \\cansvr11\dd\chem\GCS\a2hp11.i\90519IC-1.b\HP11P65F.m
Last Edit : 20-May-2009 09:02 hassl
Curve Type : Average

Compound	0.02500 Level 1	0.05000 Level 2	0.10000 Level 3	0.20000 Level 4	0.50000 Level 5	1.000 Level 6	2.000 Level 7	___ RRF	% RSD
4 AROCLOR-1232(1)	3727280	3862980	3716130	3535500	3249108	2923074	2970113	3426312	11.113
(2)	2335440	2453460	2639710	2597910	2393912	2146648	2217541	2397803	7.636
(3)	4133240	4744120	4960210	5274455	4848896	4463211	4847055	4753027	7.687
(4)	2041200	2108660	2007240	2390055	2132780	1937358	2084584	2100268	6.846
(5)	2045960	2101300	2230720	2154460	1974834	1809488	1933265	2035718	7.002
5 AROCLOR-1242(1)	3147360	2830400	2725650	2711260	2483966	2282642	2132624	2616272	13.163
(2)	5188440	5366300	5070150	5167165	4687928	4155305	3992893	4804026	11.270
(3)	10093880	10755060	10335350	10570665	9824026	9056694	8893215	9932699	7.273
(4)	4841680	4892440	4769100	4667845	4309864	3933799	3849157	4466269	9.775
(5)	4886480	5020300	4747990	4804750	4430502	4046604	3984013	4560091	9.067
6 AROCLOR-1248(1)	1456560	1522640	1453810	1356400	1293880	1589343	1163777	1405201	10.303

Report Date : 21-May-2009 04:31

TestAmerica North Canton

INITIAL CALIBRATION DATA

Start Cal Date : 19-MAY-2009 17:16
End Cal Date : 20-MAY-2009 04:53
Quant Method : ESTD
Origin : Disabled
Target Version : 4.14
Integrator : Falcon
Method file : \\cansvr11\dd\chem\GCS\a2hp11.i\90519IC-1.b\HP11P65F.m
Last Edit : 20-May-2009 09:02 hassl
Curve Type : Average

Compound	0.02500 Level 1	0.05000 Level 2	0.10000 Level 3	0.20000 Level 4	0.50000 Level 5	1.000 Level 6	RRF	% RSD
	2.000 Level 7							
(2)	2677520	2690620	2749080	2548825	2477320	3196237		
	2412421						2678860	9.654
(3)	3805120	3781460	3698210	3434395	3320558	4224536		
	3140814						3629299	9.967
(4)	3164080	3253840	3275830	2940155	2976794	3711712		
	2917251						3177095	8.766
(5)	2054880	2202860	2163850	1987580	1961236	2505208		
	1937408						2116146	9.400
7 AROCLOR-1254(1)	3770120	3668140	3470190	3447075	3395272	3261043		
	3055736						3438225	6.961
(2)	4962120	4843820	4583330	4569060	4568924	4349036		
	4101916						4568315	6.299
(3)	6894400	6675320	6491510	6465760	6552762	6347010		
	5833194						6465708	5.091
(4)	4268320	4209260	4152100	4153265	4358770	4252479		
	3838637						4176119	3.956
(5)	3907720	3796680	3685370	3686935	3639996	3569192		
	3172185						3636868	6.392
8 AROCLOR-1260(1)	5156200	5307200	5082100	4839505	4584266	4357417		
	4575218						4843129	7.277
(2)	6812720	7012920	6676590	6415635	6074286	5859436		
	6108253						6422834	6.674

Report Date : 21-May-2009 04:31

TestAmerica North Canton

INITIAL CALIBRATION DATA

Start Cal Date : 19-MAY-2009 17:16
End Cal Date : 20-MAY-2009 04:53
Quant Method : ESTD
Origin : Disabled
Target Version : 4.14
Integrator : Falcon
Method file : \\cansvr11\dd\chem\GCS\a2hp11.i\90519IC-1.b\HP11P65F.m
Last Edit : 20-May-2009 09:02 hassl
Curve Type : Average

Compound	0.02500 Level 1	0.05000 Level 2	0.10000 Level 3	0.20000 Level 4	0.50000 Level 5	1.000 Level 6	RRF	% RSD
	2.000 Level 7							
(3)	5249440	5469460	5271350	5048565	4909012	4751367		
	5061499						5108670	4.726
(4)	9271240	9969560	9855530	9673675	9222460	8969059		
	9622485						9512001	3.844
(5)	5046960	5311280	5163850	4945625	4910734	4557757		
	5055297						4998786	4.730
13 AROCLOR-1262(1)	4165000	4233120	4200930	4027340	3633480	3613868		
	3505060						3911257	8.058
(2)	5589880	5633800	5570710	5372920	4937154	4944570		
	4762011						5258721	6.985
(3)	5687960	5678860	5562290	5419025	5044066	5028899		
	4907999						5332728	6.230
(4)	10828480	11506380	11456590	11119315	10264658	10676936		
	10648624						10928712	4.162
(5)	4058200	4206240	4172250	4137275	3849232	3978778		
	3930390						4047481	3.294
14 AROCLOR-1268(1)	7406920	6607960	6977530	6423870	6359812	6075032		
	6147476						6571229	7.237
(2)	25915640	24724300	25030950	22682790	22147794	20958486		
	21624644						23297801	8.194
(3)	24774400	23522660	24507390	23073575	22803546	21847397		
	22002637						23218801	4.887

Report Date : 21-May-2009 04:31

TestAmerica North Canton

INITIAL CALIBRATION DATA

Start Cal Date : 19-MAY-2009 17:16
End Cal Date : 20-MAY-2009 04:53
Quant Method : ESTD
Origin : Disabled
Target Version : 4.14
Integrator : Falcon
Method file : \\cansvr11\dd\chem\GCS\a2hp11.i\90519IC-1.b\HP11P65F.m
Last Edit : 20-May-2009 09:02 hassl
Curve Type : Average

Compound	0.02500 Level 1	0.05000 Level 2	0.10000 Level 3	0.20000 Level 4	0.50000 Level 5	1.000 Level 6	___ RRF	% RSD	
	2.000 Level 7								
(4)	23397560	19856040	19898340	18992260	18122264	17256017			
	17425846						19278332	10.927	
(5)	62887360	59745860	62168970	58481320	56876192	55571753			
	57215607						58992437	4.664	
M 15 TOTAL PCB	+++++	+++++	+++++	+++++	+++++	+++++			
	+++++						+++++	+++++	<-
$ 1 TCMX	119983200	141457200	131519400	136886200	117760920	125205000			
	124103670						128130799	6.866	
$ 9 DCB	86128800	96165200	88104800	88429100	82833480	77124360			
	84998400						86254877	6.744	

Data File: \\CANSVR11\DD\chem\GCS\a2hp11.i\90519IC-1.b\051F5101.D
Report Date: 20-May-2009 08:48

TestAmerica North Canton

CONTINUING CALIBRATION COMPOUNDS

Instrument ID: a2hp11.i Injection Date: 20-MAY-2009 05:08
Lab File ID: 051F5101.D Init. Cal. Date(s): 19-MAY-2009 20-MAY-2009
Analysis Type: Init. Cal. Times: 17:16 04:53
Lab Sample ID: ICV Quant Type: ESTD
Method: \\CANSVR11\DD\chem\GCS\a2hp11.i\90519IC-1.b\HP11P65F.m

COMPOUND	RRF / AMOUNT	RF1	MIN RRF	%D / %DRIFT	MAX %D / %DRIFT	CURVE TYPE	
3 AROCLOR-1016(1)	3354261	3300541	0.010	1.60153	15.00000	Averaged	
(2)	6116120	6114258	0.010	0.03044	15.00000	Averaged	
(3)	12547655	13160177	0.010	-4.88157	15.00000	Averaged	
(4)	5572395	5774379	0.010	-3.62472	15.00000	Averaged	
(5)	5754263	5910037	0.010	-2.70711	15.00000	Averaged	
8 AROCLOR-1260(1)	4843129	4982470	0.010	-2.87708	15.00000	Averaged	
(2)	6422834	6579477	0.010	-2.43884	15.00000	Averaged	
(3)	5108670	5320407	0.010	-4.14465	15.00000	Averaged	
(4)	9512001	10860875	0.010	-14.18076	15.00000	Averaged	
(5)	4998786	5754540	0.010	-15.11875	15.00000	Averaged	<-

Average OK

Data File: \\cansvr11\dd\chem\GCS\a2hp11.i\90615-1.b\044F3701.D
Report Date: 16-Jun-2009 00:46

TestAmerica North Canton

CONTINUING CALIBRATION COMPOUNDS

Instrument ID: a2hp11.i Injection Date: 16-JUN-2009 00:35
Lab File ID: 044F3701.D Init. Cal. Date(s): 19-MAY-2009 20-MAY-2009
Analysis Type: Init. Cal. Times: 17:16 04:53
Lab Sample ID: G100 1660 Quant Type: ESTD
Method: \\cansvr11\dd\chem\GCS\a2hp11.i\90615-1.b\HP11P65F.m

COMPOUND	RRF / AMOUNT	RF0.500	MIN RRF	%D / %DRIFT	MAX %D / %DRIFT	CURVE TYPE
$ 1 TCMX	128130799	136893560	0.010	-6.83892	15.00000	Averaged
3 AROCLOR-1016 (1)	3354261	2989136	0.010	10.88539	15.00000	Averaged
(2)	6116120	5753980	0.010	5.92107	15.00000	Averaged
(3)	12547655	12619806	0.010	-0.57502	15.00000	Averaged
(4)	5572395	5403332	0.010	3.03395	15.00000	Averaged
(5)	5754263	5556460	0.010	3.43750	15.00000	Averaged
8 AROCLOR-1260 (1)	4843129	4616368	0.010	4.68213	15.00000	Averaged
(2)	6422834	6167874	0.010	3.96959	15.00000	Averaged
(3)	5108670	4959564	0.010	2.91869	15.00000	Averaged
(4)	9512001	9750414	0.010	-2.50644	15.00000	Averaged
(5)	4998786	4907536	0.010	1.82545	15.00000	Averaged
$ 9 DCB	86254877	88672560	0.010	-2.80295	15.00000	Averaged

Data File: \\cansvr11\dd\chem\GCS\a2hp11.i\90615-1.b\065F5801.D
Report Date: 16-Jun-2009 06:52

TestAmerica North Canton

CONTINUING CALIBRATION COMPOUNDS

Instrument ID: a2hp11.i Injection Date: 16-JUN-2009 06:40
Lab File ID: 065F5801.D Init. Cal. Date(s): 19-MAY-2009 20-MAY-2009
Analysis Type: Init. Cal. Times: 17:16 04:53
Lab Sample ID: G100 1660 Quant Type: ESTD
Method: \\cansvr11\dd\chem\GCS\a2hp11.i\90615-1.b\HP11P65F.m

COMPOUND	RRF / AMOUNT	RF0.500	MIN RRF	%D / %DRIFT	MAX %D / %DRIFT	CURVE TYPE	
$ 1 TCMX	128130799	101328200	0.010	20.91815	15.00000	Averaged	<-
3 AROCLOR-1016 (1)	3354261	3057610	0.010	8.84399	15.00000	Averaged	
(2)	6116120	5609280	0.010	8.28695	15.00000	Averaged	
(3)	12547655	12383800	0.010	1.30586	15.00000	Averaged	
(4)	5572395	5313116	0.010	4.65293	15.00000	Averaged	
(5)	5754263	5476394	0.010	4.82892	15.00000	Averaged	
8 AROCLOR-1260 (1)	4843129	4492252	0.010	7.24485	15.00000	Averaged	
(2)	6422834	6040856	0.010	5.94719	15.00000	Averaged	
(3)	5108670	4905016	0.010	3.98645	15.00000	Averaged	
(4)	9512001	9732052	0.010	-2.31340	15.00000	Averaged	
(5)	4998786	4932958	0.010	1.31688	15.00000	Averaged	
$ 9 DCB	86254877	87269800	0.010	-1.17666	15.00000	Averaged	

Data File: \\cansvr11\dd\chem\GCS\a2hp11.i\90615-1.b\082F0901.D
Report Date: 16-Jun-2009 11:06

TestAmerica North Canton

CONTINUING CALIBRATION COMPOUNDS

Instrument ID: a2hp11.i Injection Date: 16-JUN-2009 10:55
Lab File ID: 082F0901.D Init. Cal. Date(s): 19-MAY-2009 20-MAY-2009
Analysis Type: Init. Cal. Times: 17:16 04:53
Lab Sample ID: G100 1660 Quant Type: ESTD
Method: \\cansvr11\dd\chem\GCS\a2hp11.i\90615-1.b\HP11P65F.m

COMPOUND	RRF / AMOUNT	RF0.500	MIN RRF	%D / %DRIFT	MAX %D / %DRIFT	CURVE TYPE
$ 1 TCMX	128130799	13073156	0.010	-2.02977	15.00000	Averaged
3 AROCLOR-1016(1)	3354261	2918714	0.010	12.98487	15.00000	Averaged
(2)	6116120	5689250	0.010	6.97942	15.00000	Averaged
(3)	12547655	12465416	0.010	0.65541	15.00000	Averaged
(4)	5572395	5357492	0.010	3.85657	15.00000	Averaged
(5)	5754263	5531864	0.010	3.86494	15.00000	Averaged
8 AROCLOR-1260(1)	4843129	4556554	0.010	5.91715	15.00000	Averaged
(2)	6422834	6199302	0.010	3.48027	15.00000	Averaged
(3)	5108670	5040650	0.010	1.33147	15.00000	Averaged
(4)	9512001	9906300	0.010	-4.14528	15.00000	Averaged
(5)	4998786	5036218	0.010	-0.74882	15.00000	Averaged
$ 9 DCB	86254877	9186744	0.010	-6.50695	15.00000	Averaged

Data File: \\cansvr11\dd\chem\GCS\a2hp11.i\90616-1.b\014F1401.D
Report Date: 16-Jun-2009 14:59

TestAmerica North Canton

CONTINUING CALIBRATION COMPOUNDS

Instrument ID: a2hp11.i Injection Date: 16-JUN-2009 14:48
Lab File ID: 014F1401.D Init. Cal. Date(s): 19-MAY-2009 20-MAY-2009
Analysis Type: Init. Cal. Times: 17:16 04:53
Lab Sample ID: G100 Quant Type: ESTD
Method: \\cansvr11\dd\chem\GCS\a2hp11.i\90616-1.b\HP11P65F.m

COMPOUND	RRF / AMOUNT	RF0.500	MIN RRF	%D / %DRIFT	MAX %D / %DRIFT	CURVE TYPE	
$ 1 TCMX	128130799	111472600	0.010	13.00093	15.00000	Averaged	
3 AROCLOR-1016 (1)	3354261	2666526	0.010	20.50331	15.00000	Averaged	<-
(2)	6116120	5051966	0.010	17.39916	15.00000	Averaged	<-
(3)	12547655	11330338	0.010	9.70155	15.00000	Averaged	
(4)	5572395	485192	0.010	12.92937	15.00000	Averaged	
(5)	5754263	495757	0.010	13.84523	15.00000	Averaged	
8 AROCLOR-1260 (1)	4843129	4149540	0.010	14.32110	15.00000	Averaged	
(2)	6422834	5693206	0.010	11.35991	15.00000	Averaged	
(3)	5108670	4636956	0.010	9.23360	15.00000	Averaged	
(4)	9512001	9082144	0.010	4.51910	15.00000	Averaged	
(5)	4998786	4563990	0.010	8.69803	15.00000	Averaged	
$ 9 DCB	86254877	85262240	0.010	1.15082	15.00000	Averaged	

Average ok

Data File: \\cansvr11\dd\chem\GCS\a2hp11.i\90616-1.b\021F2101.D
Report Date: 16-Jun-2009 16:43

TestAmerica North Canton

CONTINUING CALIBRATION COMPOUNDS

Instrument ID: a2hp11.i Injection Date: 16-JUN-2009 16:32
Lab File ID: 021F2101.D Init. Cal. Date(s): 19-MAY-2009 20-MAY-2009
Analysis Type: Init. Cal. Times: 17:16 04:53
Lab Sample ID: G100 Quant Type: ESTD
Method: \\cansvr11\dd\chem\GCS\a2hp11.i\90616-1.b\HP11P65F.m

COMPOUND	RRF / AMOUNT	RF0.500	MIN RRF	%D / %DRIFT	MAX %D / %DRIFT	CURVE TYPE
$ 1 TCMX	128130799	11749580	0.010	8.30011	15.00000	Averaged
3 AROCLOR-1016 (1)	3354261	2871832	0.010	14.38256	15.00000	Averaged
(2)	6116120	5311154	0.010	13.16138	15.00000	Averaged
(3)	12547655	11706312	0.010	6.70518	15.00000	Averaged
(4)	5572395	5021726	0.010	9.88210	15.00000	Averaged
(5)	5754263	5139452	0.010	10.68444	15.00000	Averaged
8 AROCLOR-1260 (1)	4843129	4281134	0.010	11.60397	15.00000	Averaged
(2)	6422834	5777796	0.010	10.04289	15.00000	Averaged
(3)	5108670	4705896	0.010	7.88413	15.00000	Averaged
(4)	9512001	9085454	0.010	4.48431	15.00000	Averaged
(5)	4998786	4596048	0.010	8.05672	15.00000	Averaged
$ 9 DCB	86254877	84440520	0.010	2.10348	15.00000	Averaged

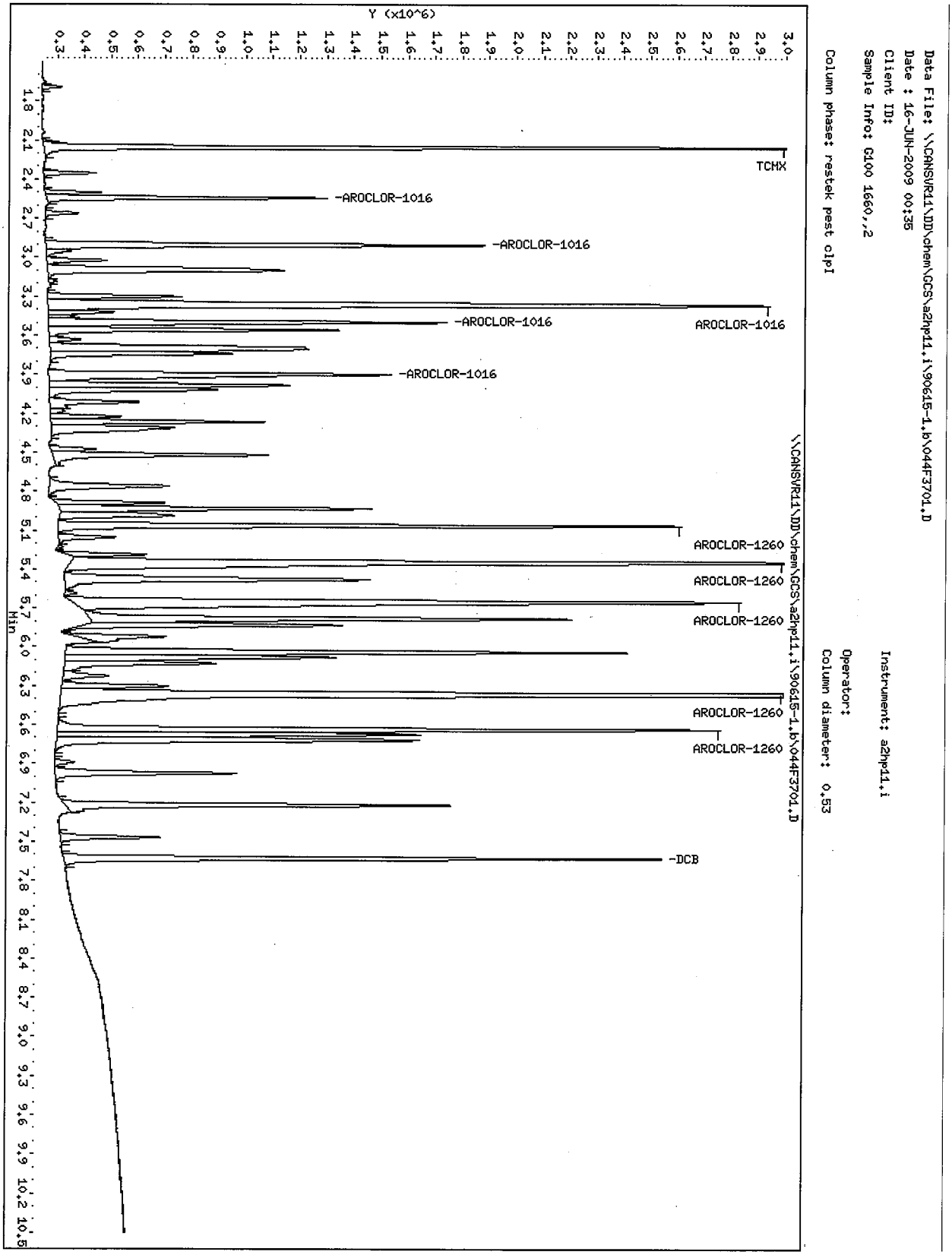
Data File: \\CANSVR11\DD\chem\GCS\a2hp11.i\90615-1.b\044F3701.D
Date : 16-JUN-2009 00:35
Client ID:
Sample Info: G100 1660,,2
Instrument: a2hp11.i
Operator:
Column phase: restek pest clpI
Column diameter: 0.53
Y (x10^6)
Min
TCMX
-AROCLOR-1016
-AROCLOR-1016
AROCLOR-1016
-AROCLOR-1016
-AROCLOR-1016
AROCLOR-1260
AROCLOR-1260
AROCLOR-1260
AROCLOR-1260
AROCLOR-1260
-DCB
\\CANSVR11\DD\chem\GCS\a2hp11.i\90615-1.b\044F3701.D

Data File: \\CANSVR11\DD\chem\GCS\a2hp11.i\90615-1.b\050F4301.D
Date : 16-JUN-2009 02:57
Client ID: ILSD-4
Instrument: a2hp11.i
Sample Info: LEN871AC
Volume Injected (uL): 1.0
Operator:
Column phase: restek pest clpI
Column diameter: 0.53

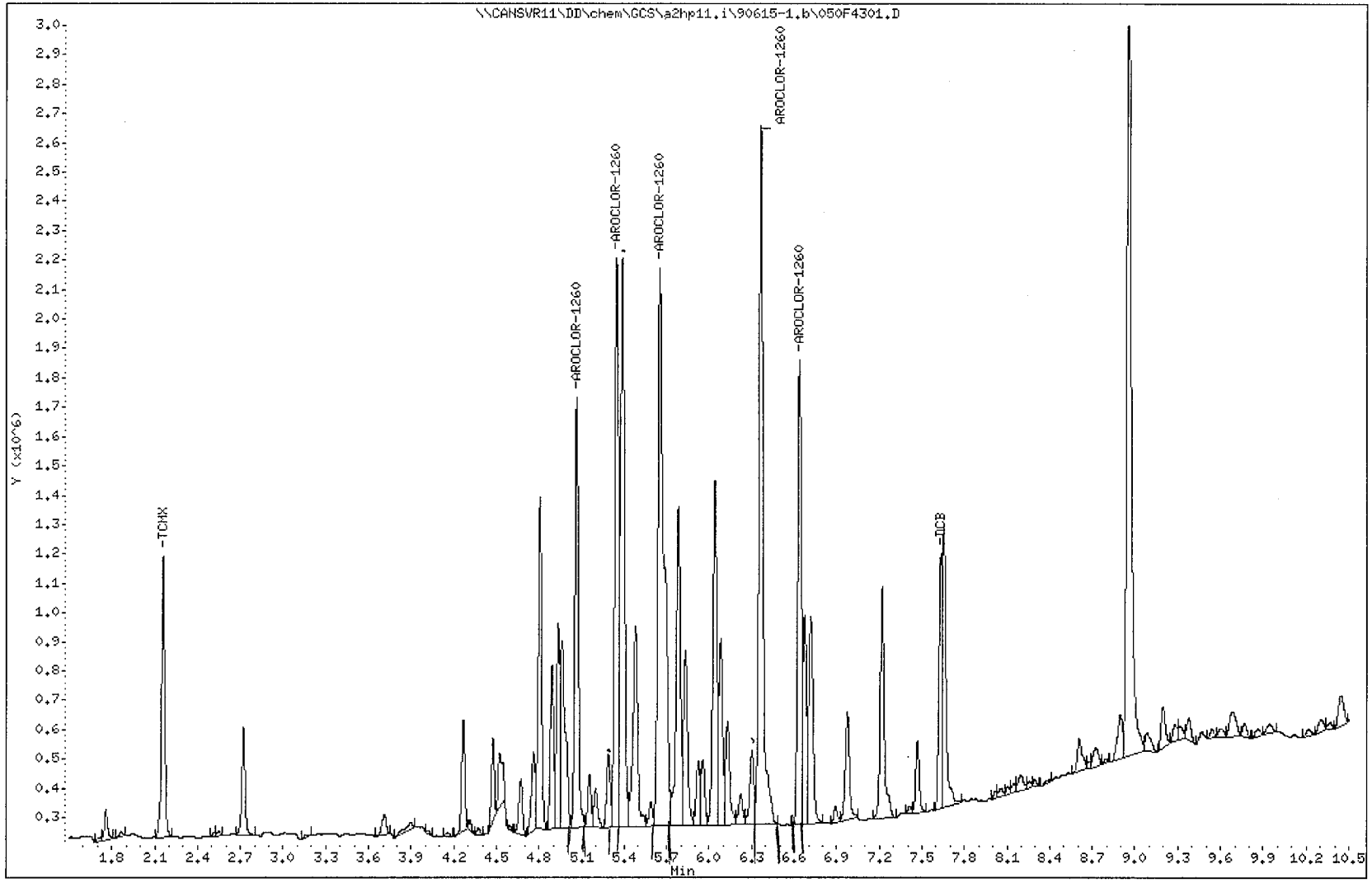

Data File: \\CANSVR11\DD\chem\GCS\a2hp11.i\90615-1.b\051F4401.D
Date : 16-JUN-2009 03:12
Client ID: ILSD-8
Instrument: a2hp11.i
Sample Info: LEN9T1AF,2
Volume Injected (uL): 1.0
Operator:
Column phase: restek pest clpI
Column diameter: 0.53

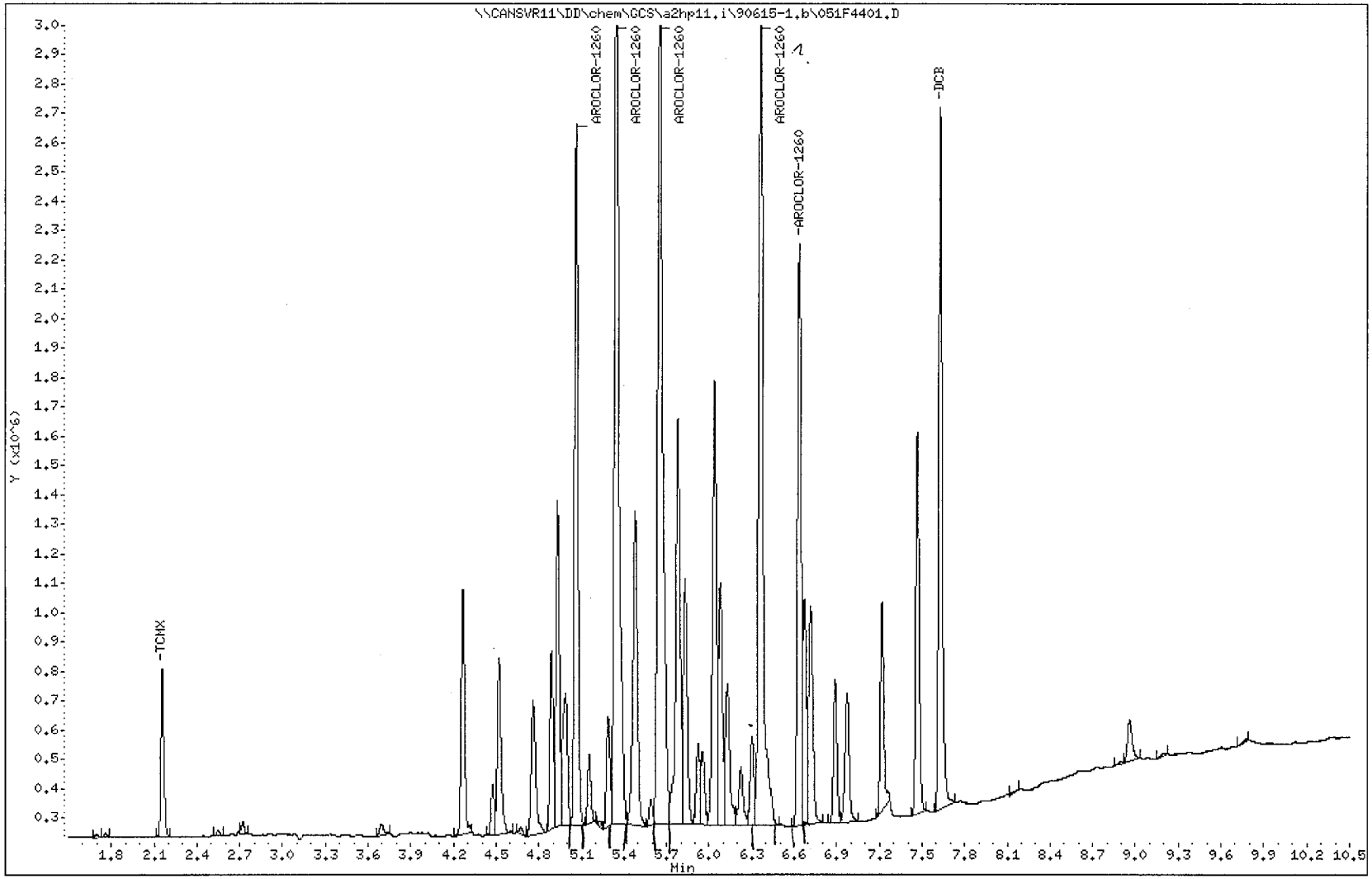

Data File: \\CANSVR11\DD\chem\GCS\a2hp11.i\90615-1.b\052F4501.D
Date : 16-JUN-2009 03:27
Client ID: ILSD-12 Instrument: a2hp11.i
Sample Info: LEN9W1AF
Volume Injected (uL): 1.0 Operator:
Column phase: restek pest clpI Column diameter: 0.53

1260 ND

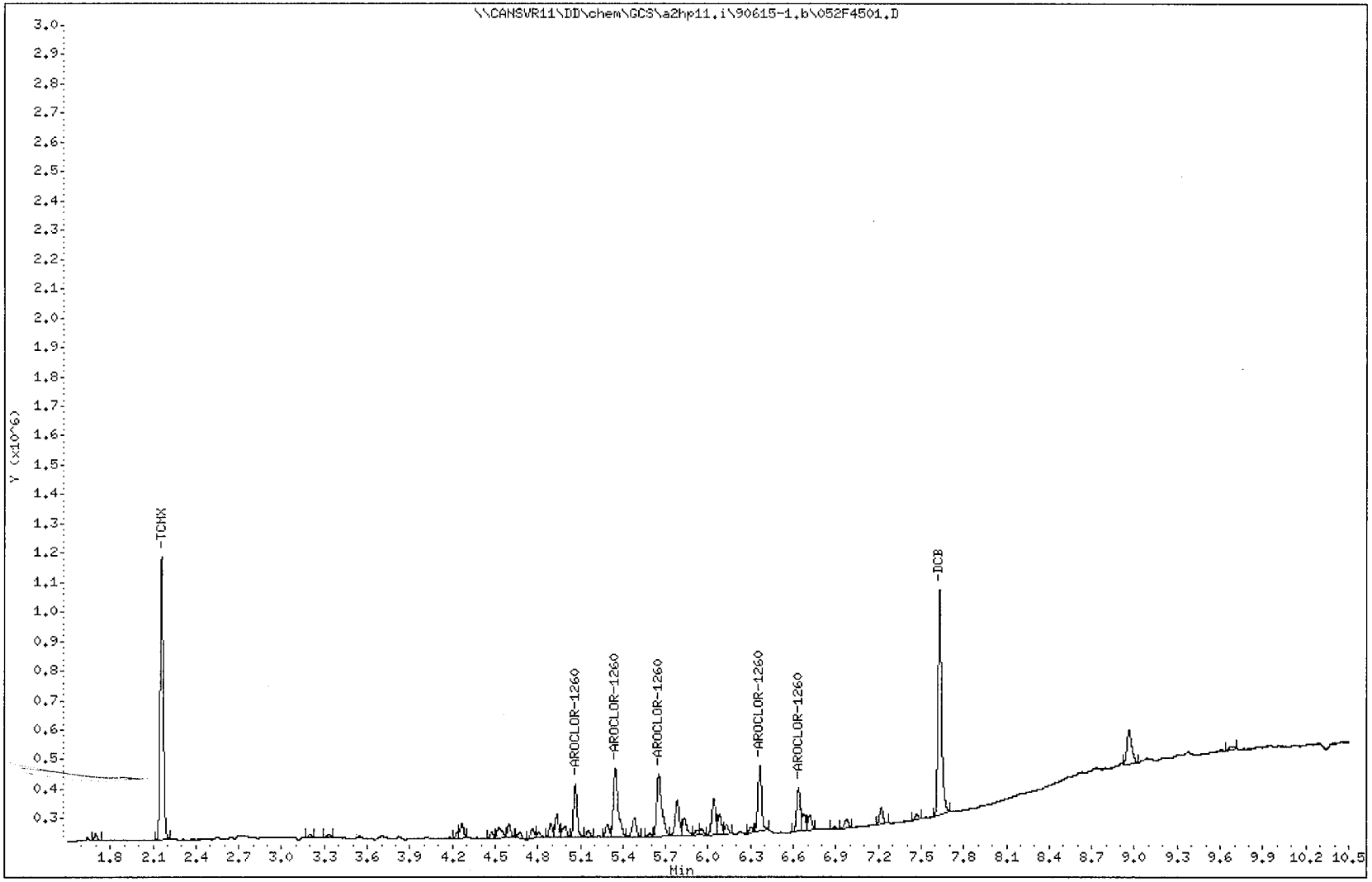

Data File: \\CANSVR11\DD\chem\GCS\a2hp11.i\90615-1.b\053F4601.D
Date : 16-JUN-2009 03:42
Client ID: ILSD-14 Instrument: a2hp11.i
Sample Info: LEN3X1AF
Volume Injected (uL): 1.0 Operator:
Column phase: restek pest clpI Column diameter: 0.53

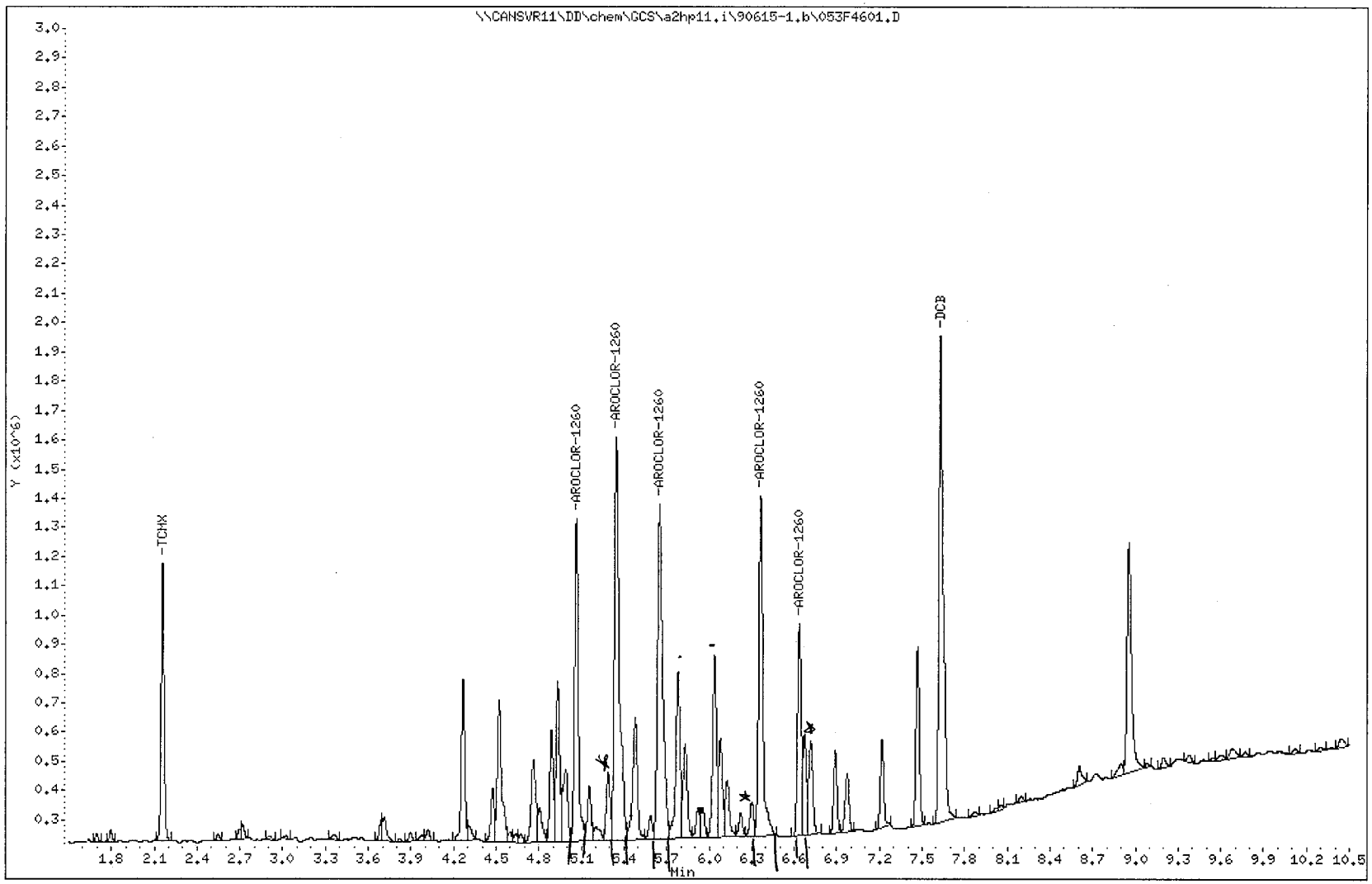

Data File: \\CANSVR11\DD\chem\GCS\a2hp11.i\90615-1.b\054F4701.D
Date : 16-JUN-2009 03:57
Client ID: ILSD-14D
Instrument: a2hp11.i
Sample Info: LEN901AF
Volume Injected (uL): 1.0
Operator:
Column phase: restek pest clpI
Column diameter: 0.53

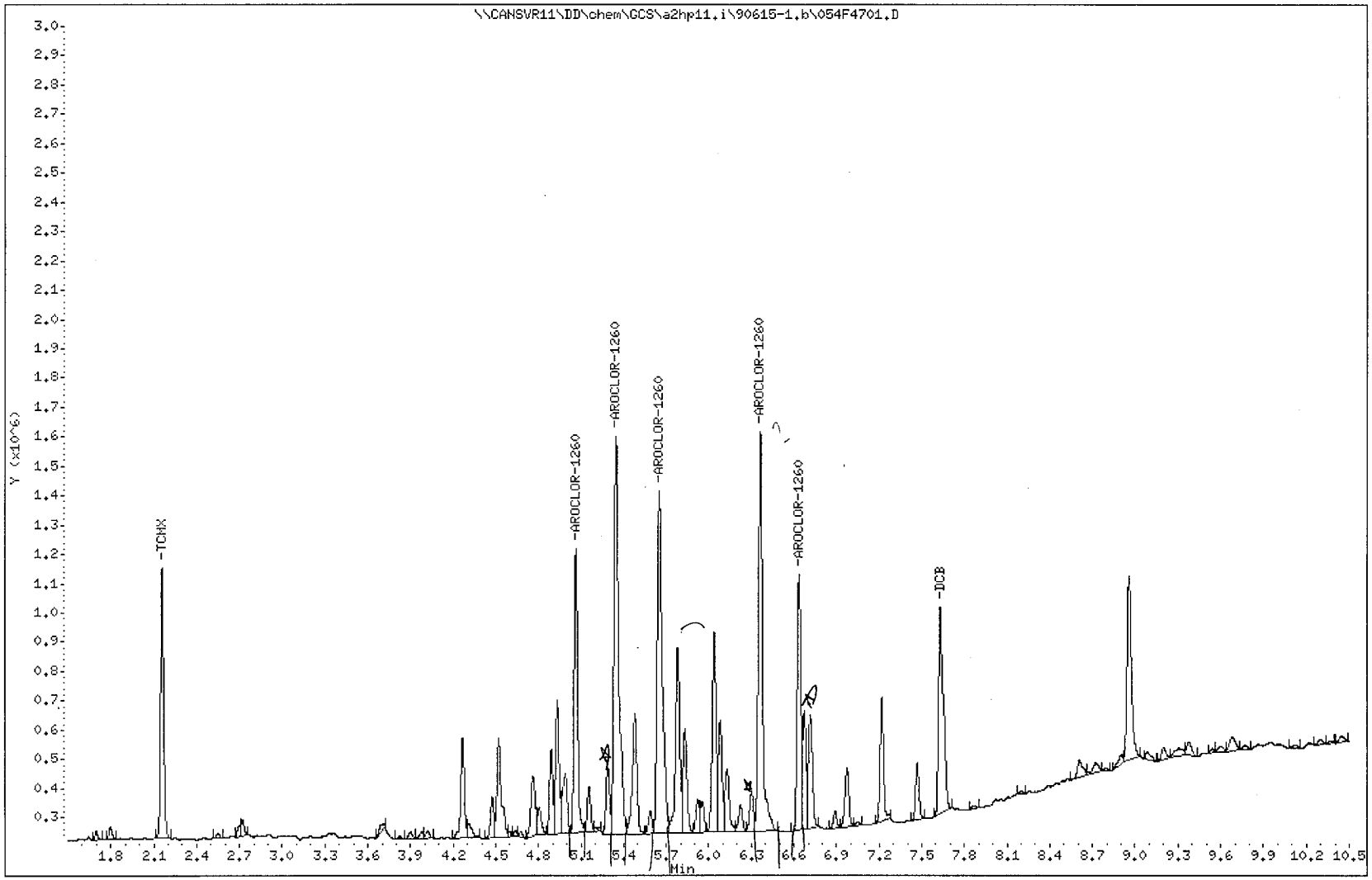

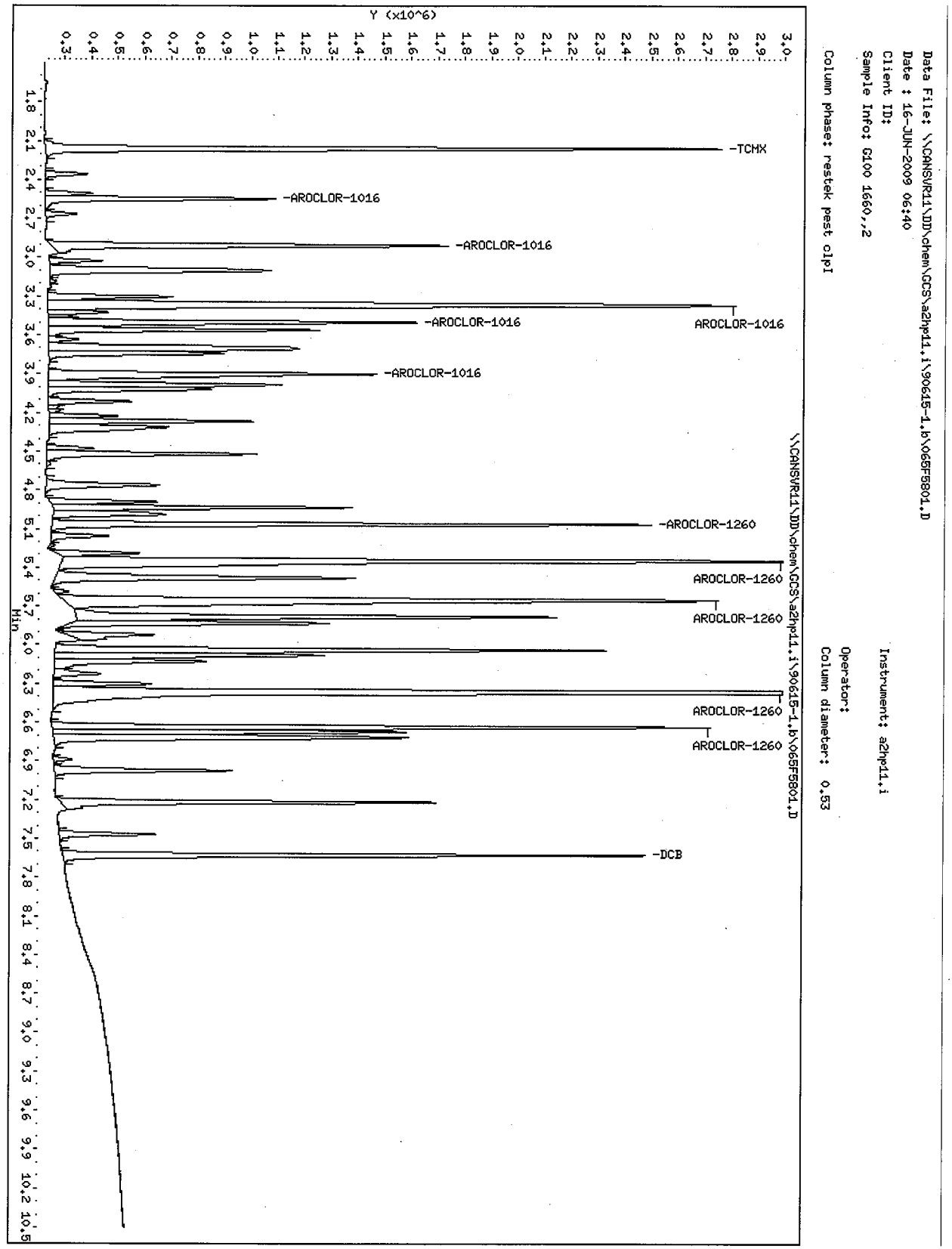
Data File: \\CANSVR11\DD\chem\GCS\a2hp11.i\90615-1.b\065F5801.D
Date : 16-JUN-2009 06:40
Client ID:
Sample Info: G100 1660,,2
Column phase: restek pest clpI
Instrument: a2hp11.i
Operator:
Column diameter: 0.53
Y (x10^6)
Min
-TCMX
-AROCLOR-1016
-AROCLOR-1016
-AROCLOR-1016
AROCLOR-1016
-AROCLOR-1016
-AROCLOR-1260
AROCLOR-1260
AROCLOR-1260
AROCLOR-1260
AROCLOR-1260
-DCB
\\CANSVR11\DD\chem\GCS\a2hp11.i\90615-1.b\065F5801.D

Data File: \\CANSVR11\DD\chem\GCS\a2hp11.i\90615-1.b\071F6401.D
Date : 16-JUN-2009 08:10
Client ID: ILSD-11
Sample Info: LETQE1AC
Volume Injected (uL): 1.0
Column phase: restek pest clpI

Instrument: a2hp11.i
Operator:
Column diameter: 0.53

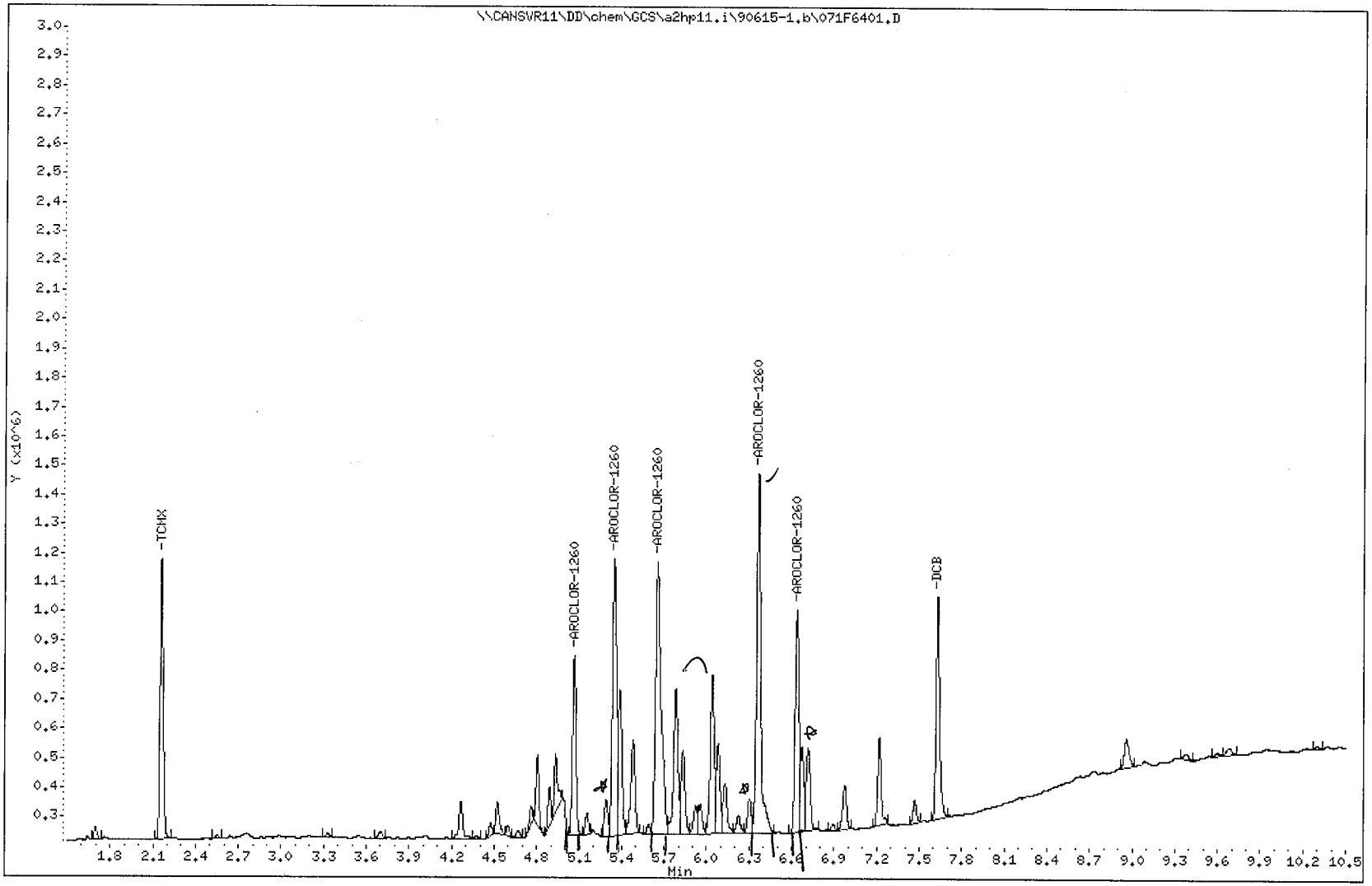

Data File: \\CANSVR11\DD\chem\GCS\a2hp11.i\90615-1.b\072F6501.D
Date : 16-JUN-2009 08:24
Client ID: ILSD-10 Instrument: a2hp11.i
Sample Info: LETQK1AF
Volume Injected (uL): 1.0 Operator:
Column phase: restek pest clpI Column diameter: 0.53

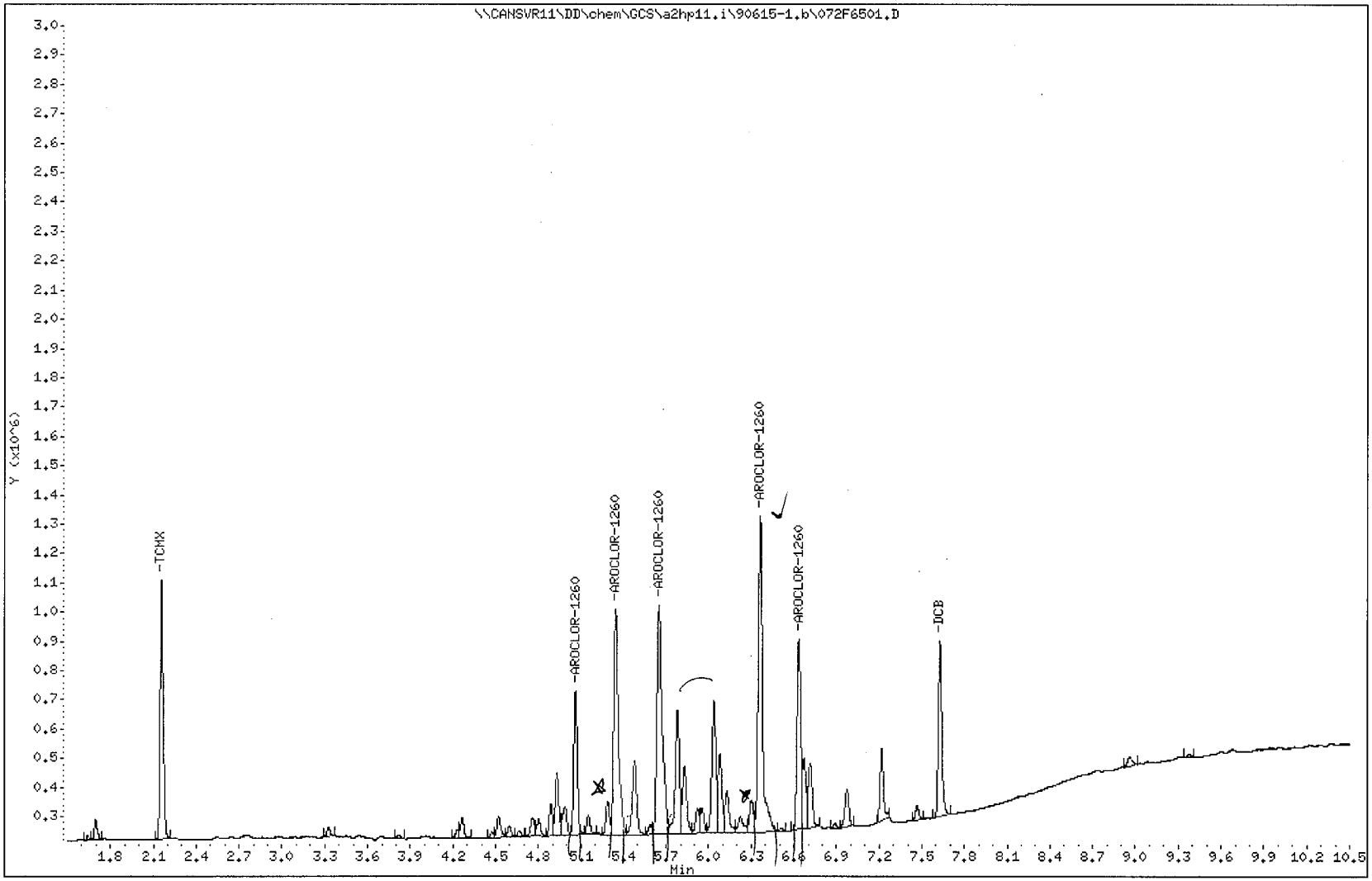

Data File: \\CANSVR11\DD\chem\GCS\a2hp11.i\90615-1.b\067F6001.D
Date : 16-JUN-2009 07:10
Client ID: ILSD-15
Instrument: a2hp11.i
Sample Info: LETN81AC
Volume Injected (uL): 1.0
Operator:
Column phase: restek pest clpI
Column diameter: 0.53

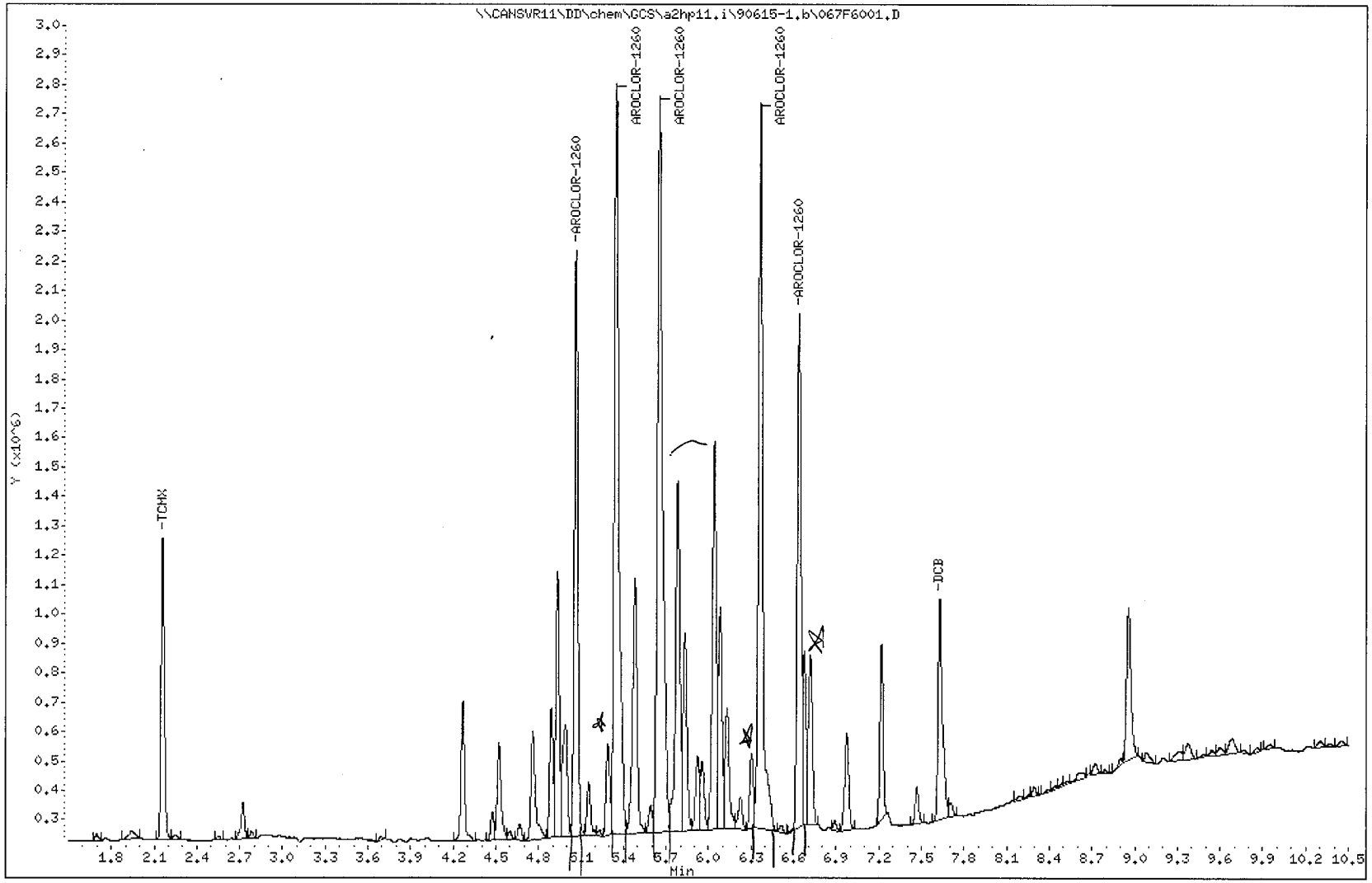

Data File: \\CANSVR11\DD\chem\GCS\a2hp11.i\90615-1.b\070F6301.D
Date : 16-JUN-2009 07:55
Client ID: ILSD-16
Instrument: a2hp11.i
Sample Info: LETQD1AF
Volume Injected (uL): 1.0
Operator:
Column phase: restek pest clpI
Column diameter: 0.53

ND

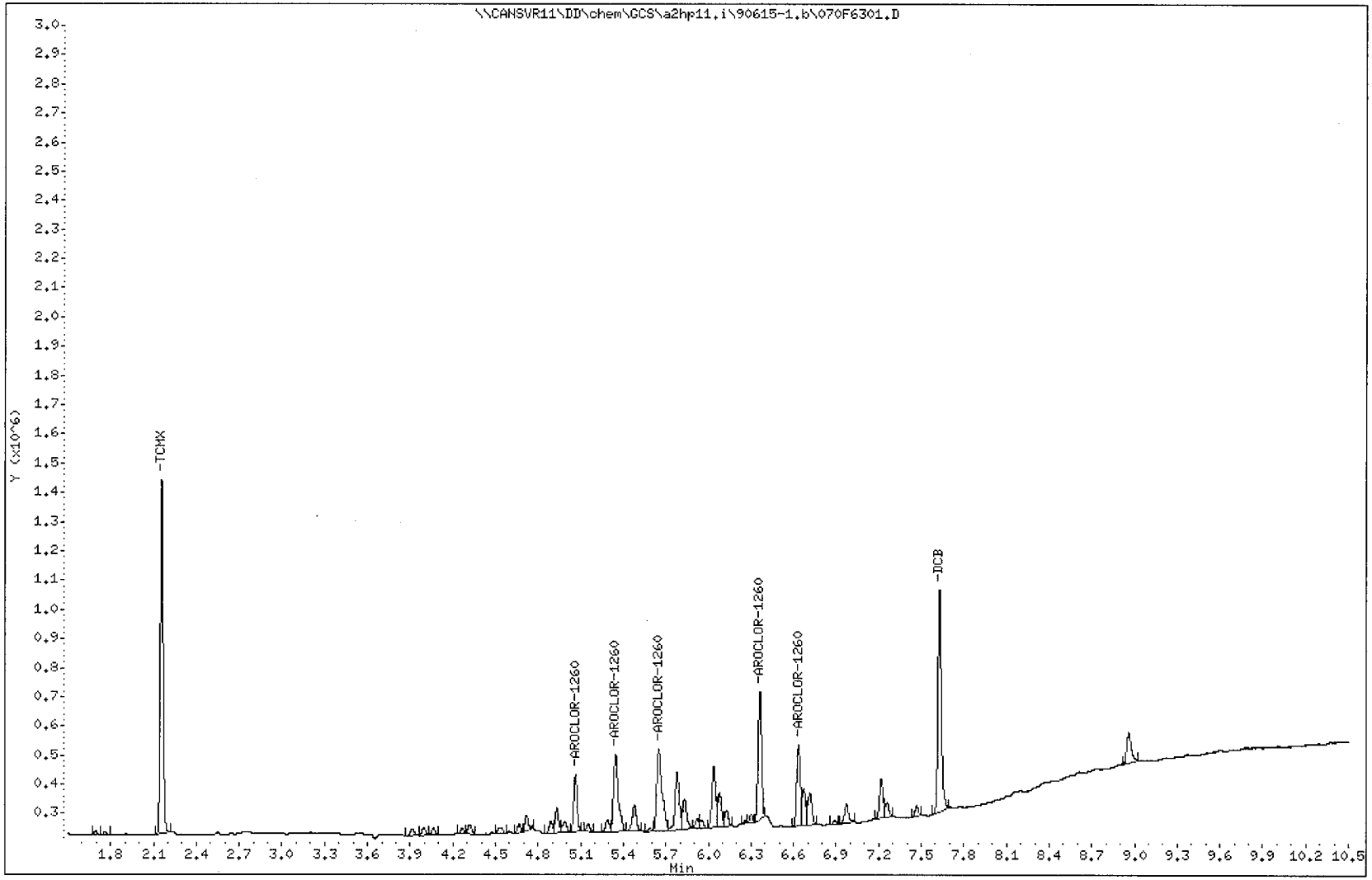

Data File: \\CANSVR11\DD\chem\GCS\a2hp11.i\90615-1.b\074F0101.D
Date : 16-JUN-2009 08:56
Client ID: ILSD-18
Instrument: a2hp11.i
Sample Info: LETQN1AN,20
Volume Injected (uL): 1.0
Operator:
Column phase: restek pest clpI
Column diameter: 0.53

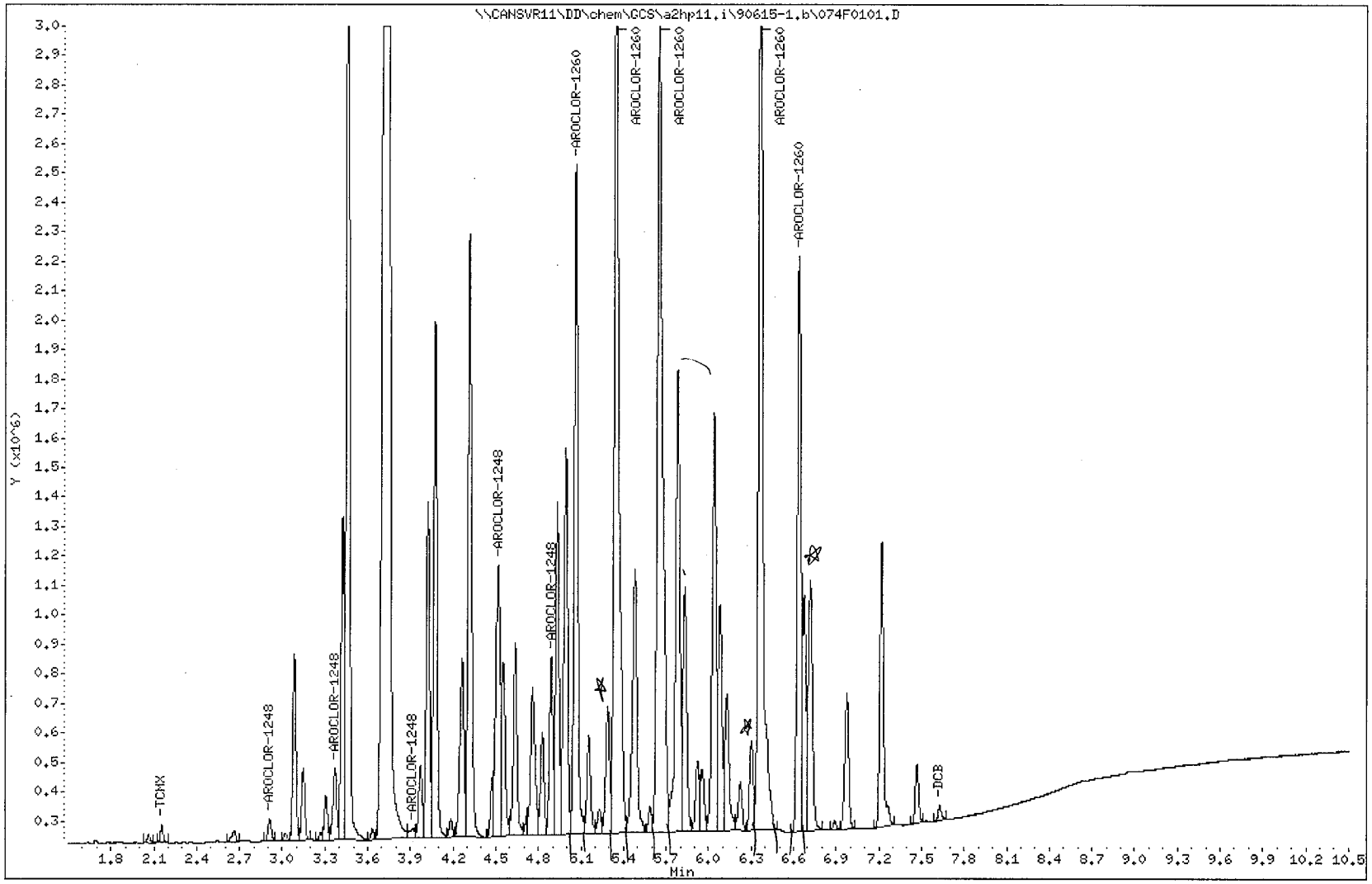

Data File: \\CANSVR11\DD\chem\GCS\a2hp11.i\90615-1.b\075F0201.D
Date : 16-JUN-2009 09:11
Client ID: ILSD-19
Instrument: a2hp11.i
Sample Info: LETQW1AF,10
Volume Injected (uL): 1.0
Operator:
Column phase: restek pest clpI
Column diameter: 0.53

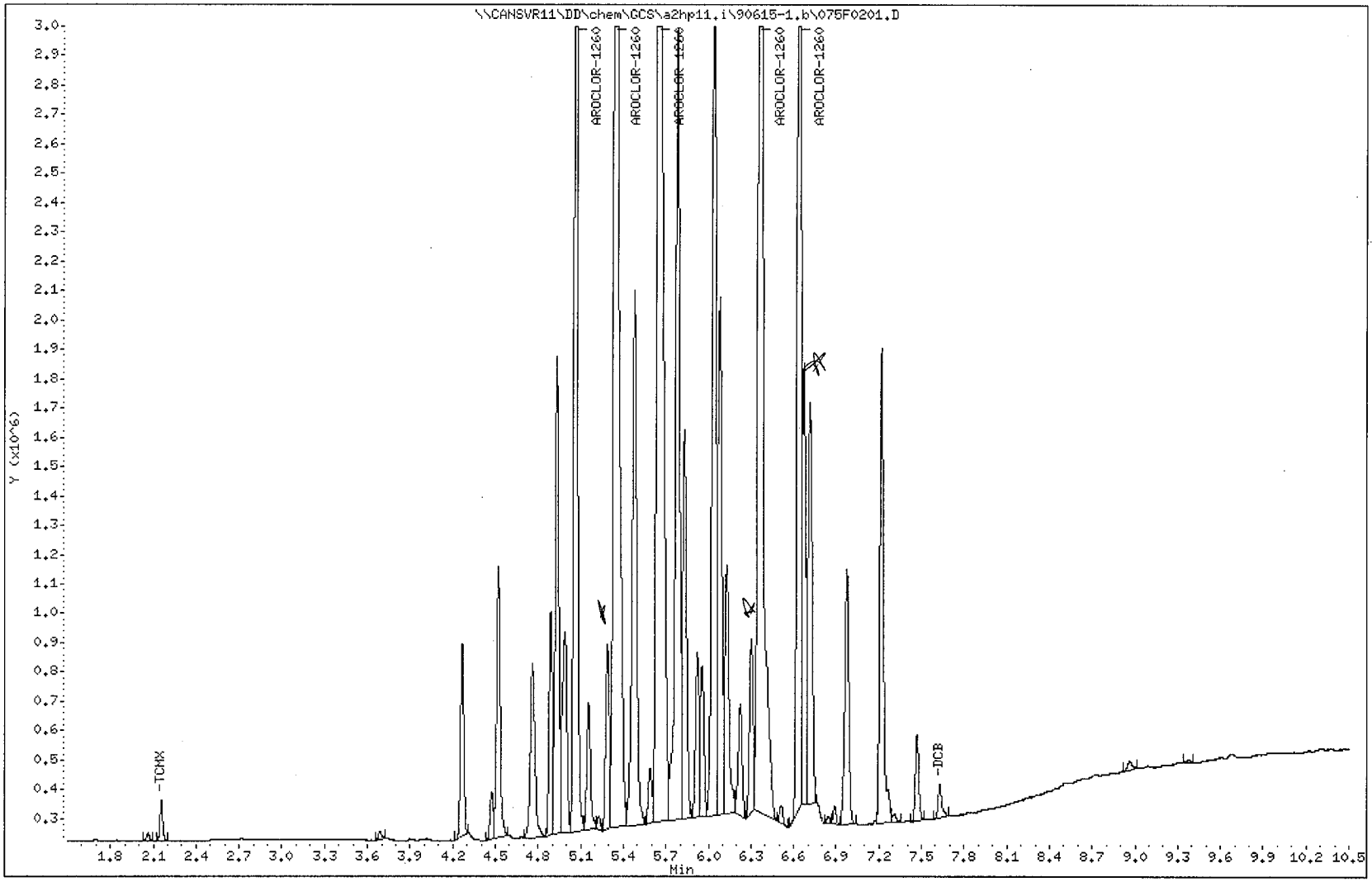

Data File: \\CANSVR11\DD\chem\GCS\a2hp11.i\90615-1.b\073F0101.D
Date : 16-JUN-2009 08:41
Client ID: ILSD-20 Instrument: a2hp11.i
Sample Info: LETQL1AF,10
Volume Injected (uL): 1.0 Operator:
Column phase: restek pest clpI Column diameter: 0.53

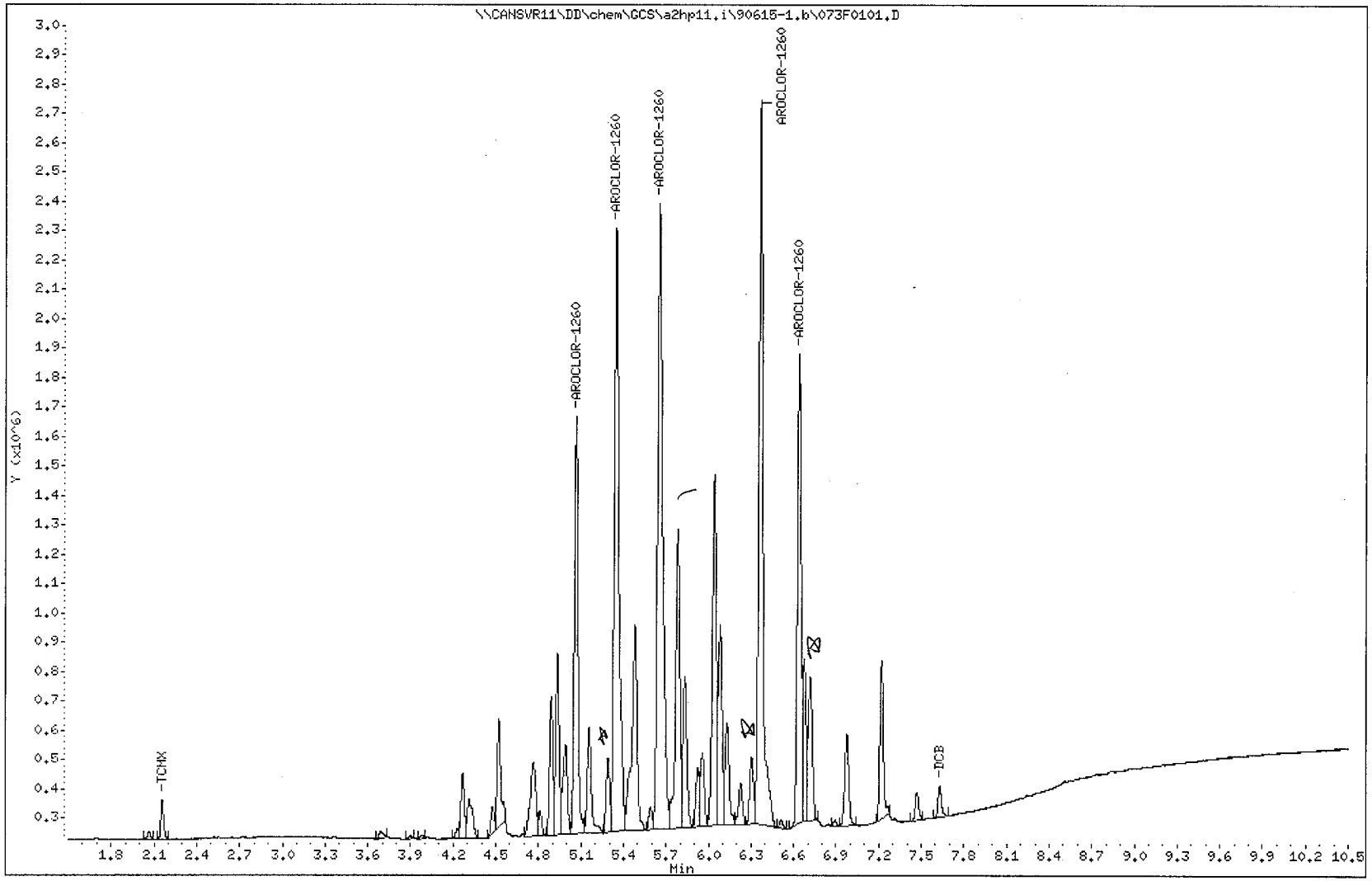

Data File: \\CANSVR11\DD\chem\GCS\a2hp11.i\90615-1.b\076F0301.D
Date : 16-JUN-2009 09:25
Client ID: MHSD-4
Sample Info: LETQW1AN,10
Volume Injected (uL): 1.0
Column phase: restek pest clpI

Instrument: a2hp11.i
Operator:
Column diameter: 0.53

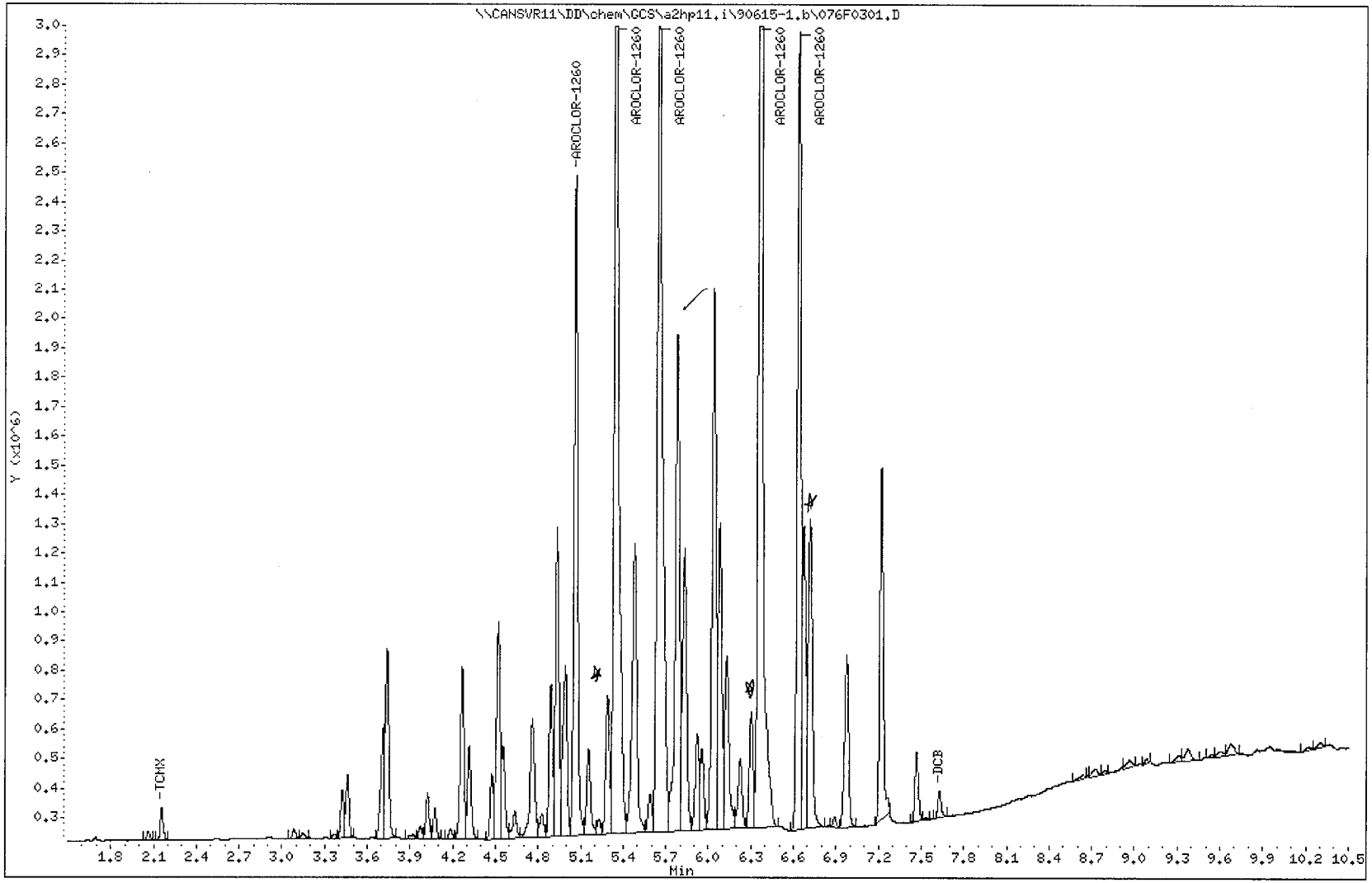

Data File: \\CANSVR11\DD\chem\GCS\a2hp11.i\90615-1.b\077F0401.D
Date : 16-JUN-2009 09:40
Client ID: MHSD-7A
Instrument: a2hp11.i
Sample Info: LETQX1AF,5
Volume Injected (uL): 1.0
Operator:
Column phase: restek pest clpI
Column diameter: 0.53

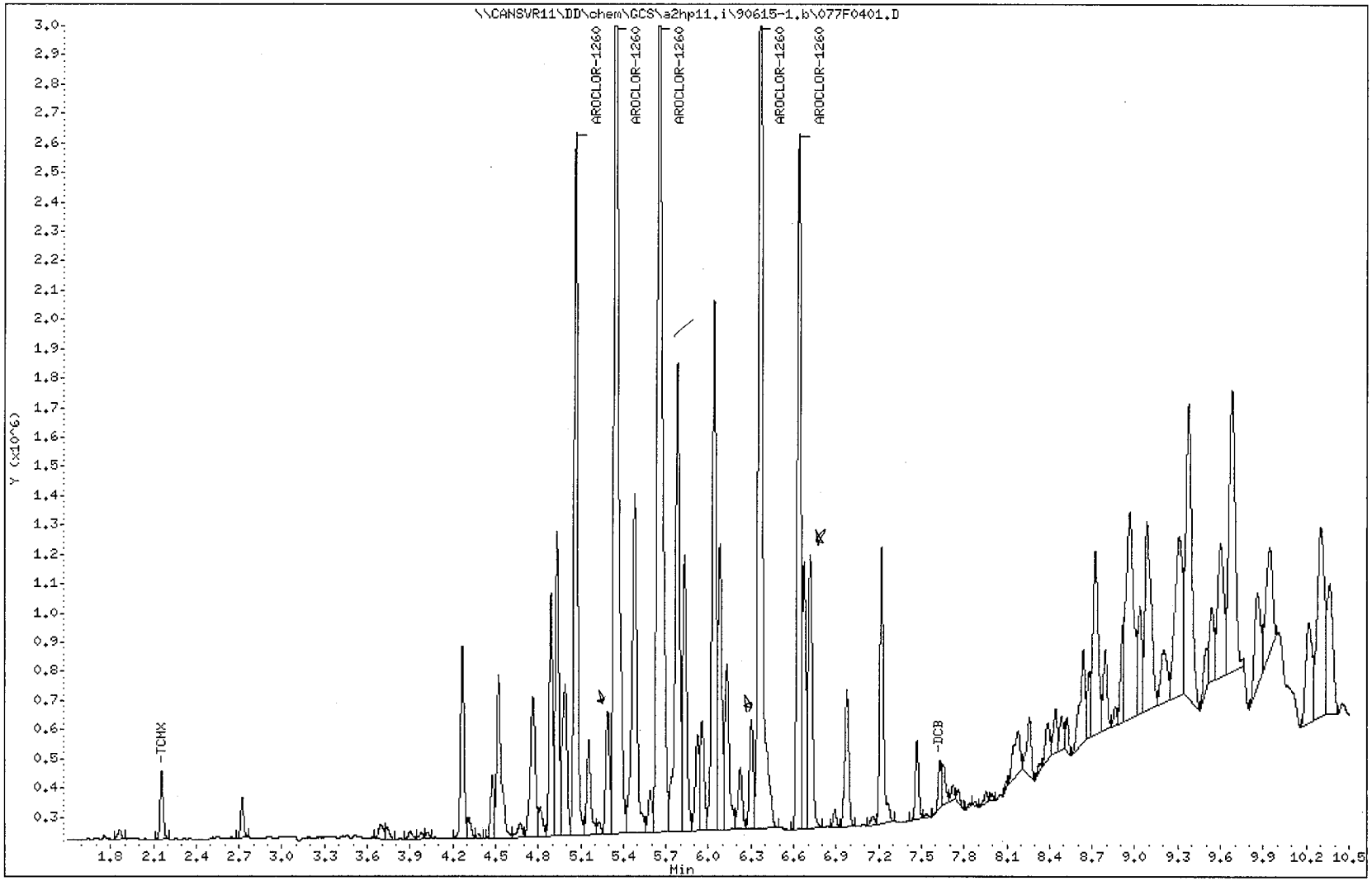

Data File: \\CANSVR11\DD\chem\GCS\a2hp11.i\90615-1.b\079F0601.D
Date : 16-JUN-2009 10:10
Client ID: ILSD-7
Sample Info: LETQ51AF
Volume Injected (uL): 1.0
Column phase: restek pest clpI

Instrument: a2hp11.i
Operator:
Column diameter: 0.53

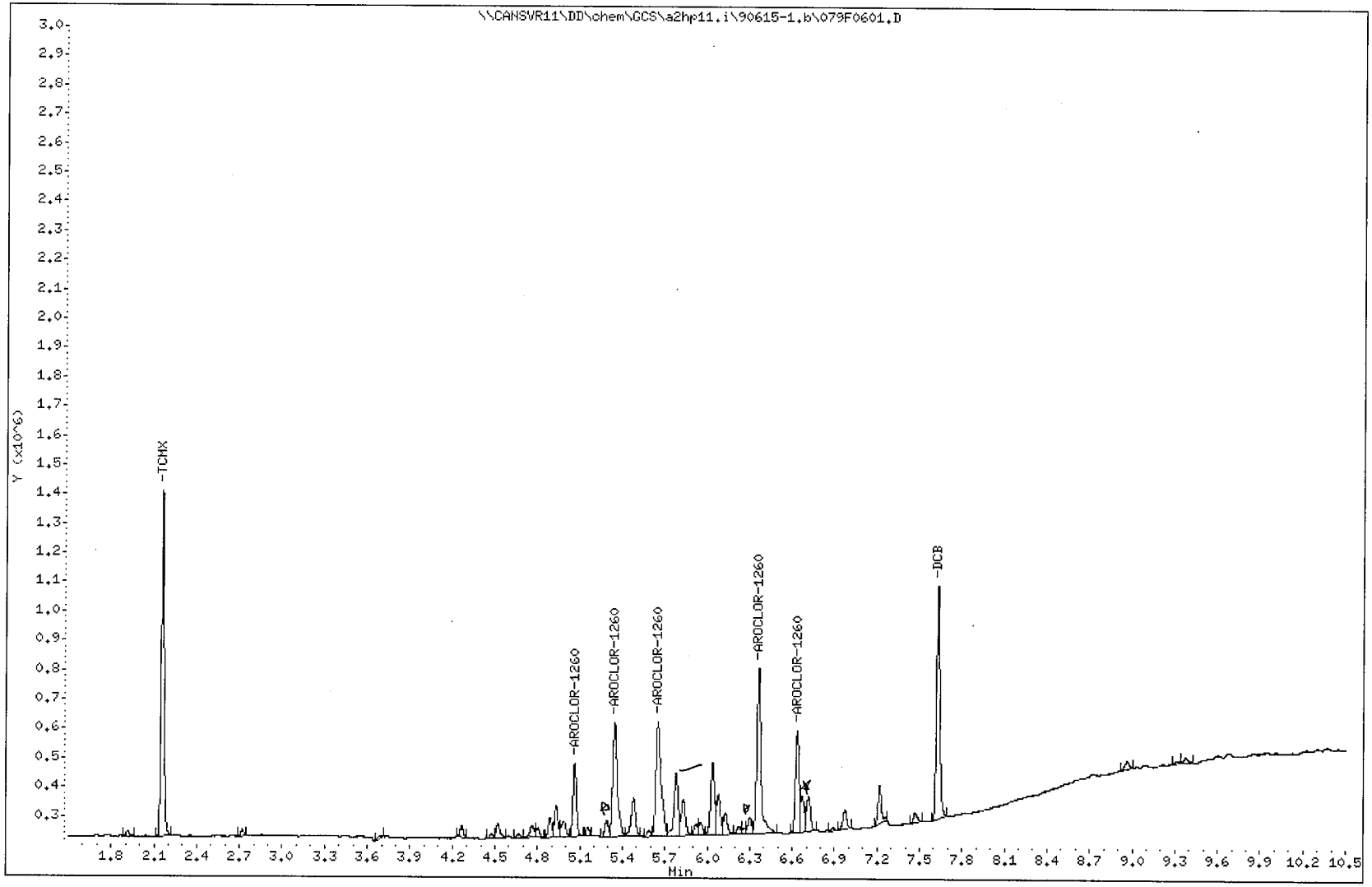

3012

North Canton

Data File: \\CANSVR11\DD\chem\GCS\a2hp11.i\90616-1.b\014F1401.D
Date : 16-JUN-2009 14:48
Client ID:
Sample Info: G100,,2

Instrument: a2hp11.i
Operator:
Column diameter: 0.53

Column phase: restek pest clpI

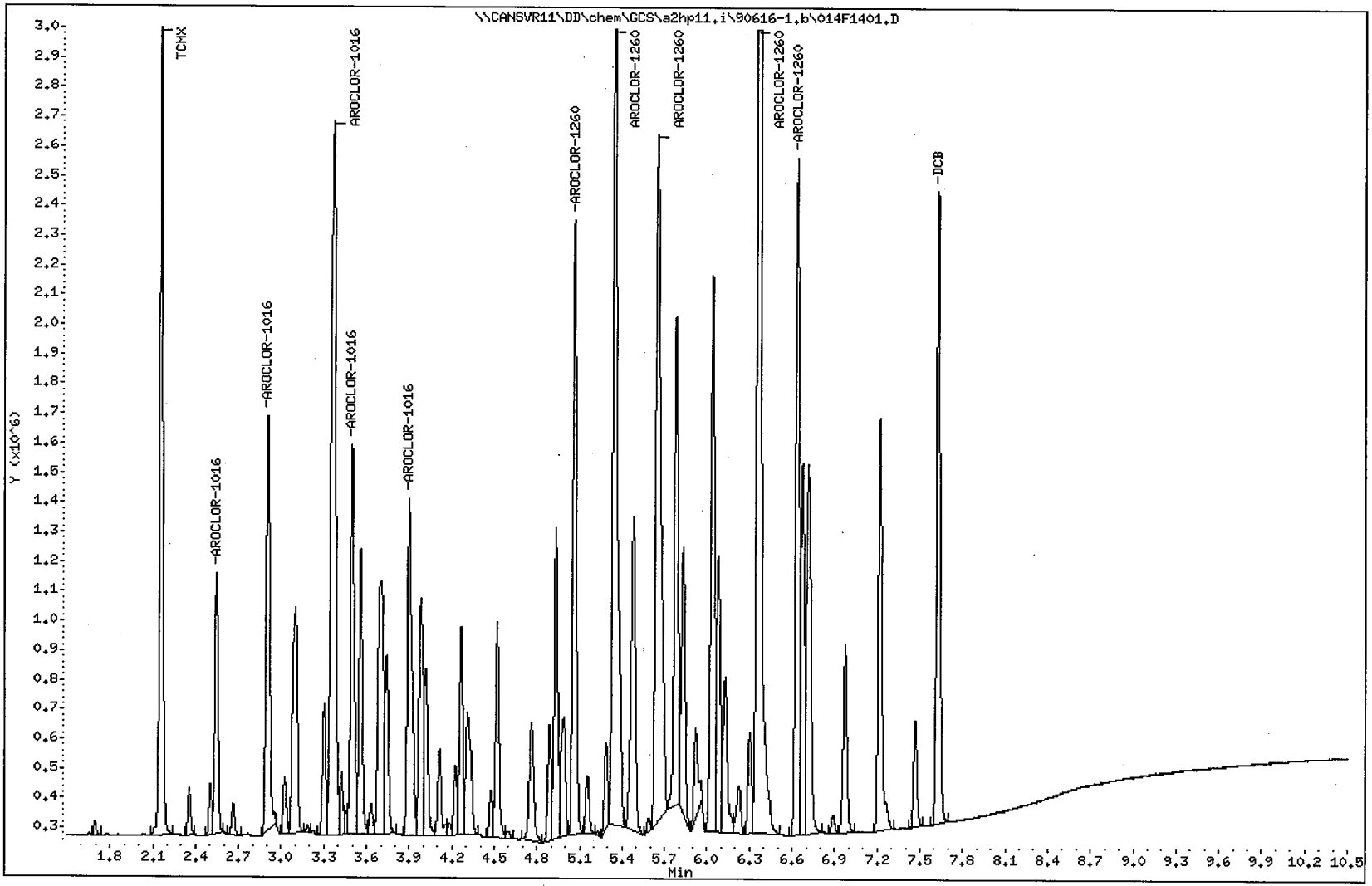

3154

North Canton

Data File: \\CANSVR11\DD\chem\GCS\a2hp11.i\90616-1.b\018F1801.D
Date : 16-JUN-2009 15:48
Client ID: MHSD-7
Instrument: a2hp11.i
Sample Info: LETQ21AF,2
Volume Injected (uL): 1.0
Operator:
Column phase: restek pest clpI
Column diameter: 0.53

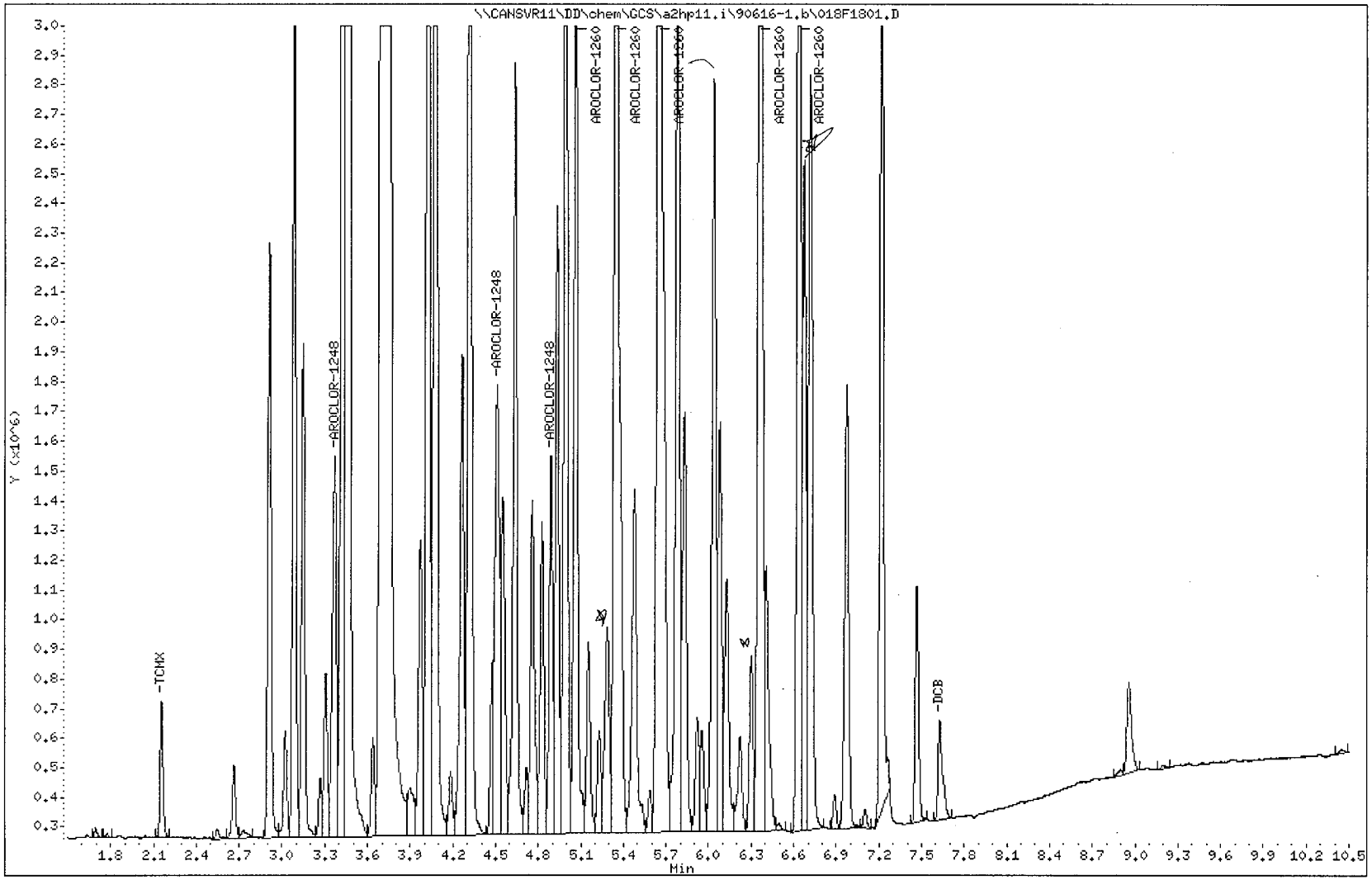

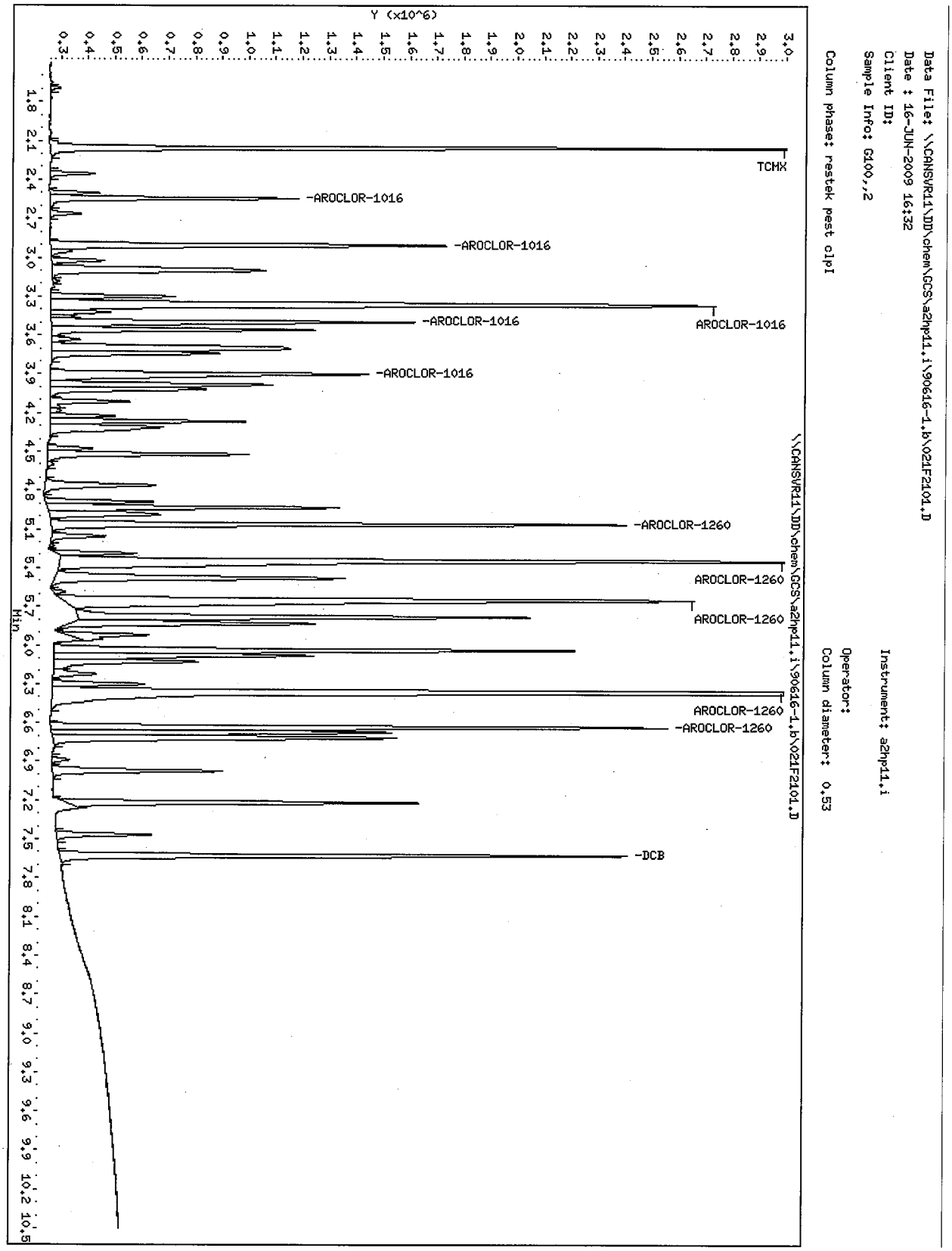
Data File: \\CANSVR11\DD\chem\GCS\a2hp11.i\90616-1.b\021F2101.D
Date : 16-JUN-2009 16:32
Client ID:
Sample Info: G100,,2
Instrument: a2hp11.i
Operator:
Column phase: restek pest clpI
Column diameter: 0.53
Y (x10^6)
TCMX
-AROCLOR-1016
-AROCLOR-1016
AROCLOR-1016
-AROCLOR-1016
-AROCLOR-1016
-AROCLOR-1260
AROCLOR-1260
AROCLOR-1260
AROCLOR-1260
-AROCLOR-1260
-DCB
\\CANSVR11\DD\chem\GCS\a2hp11.i\90616-1.b\021F2101.D
Min

Data File: \\CANSVR11\DD\chem\GCS\a2hp11.i\90615-1.b\071F6401.D
Date : 16-JUN-2009 08:10
Client ID: ILSD-11
Instrument: a2hp11.i
Sample Info: LETQE1AC
Volume Injected (uL): 1.0
Operator:
Column phase: restek pest clpI
Column diameter: 0.53

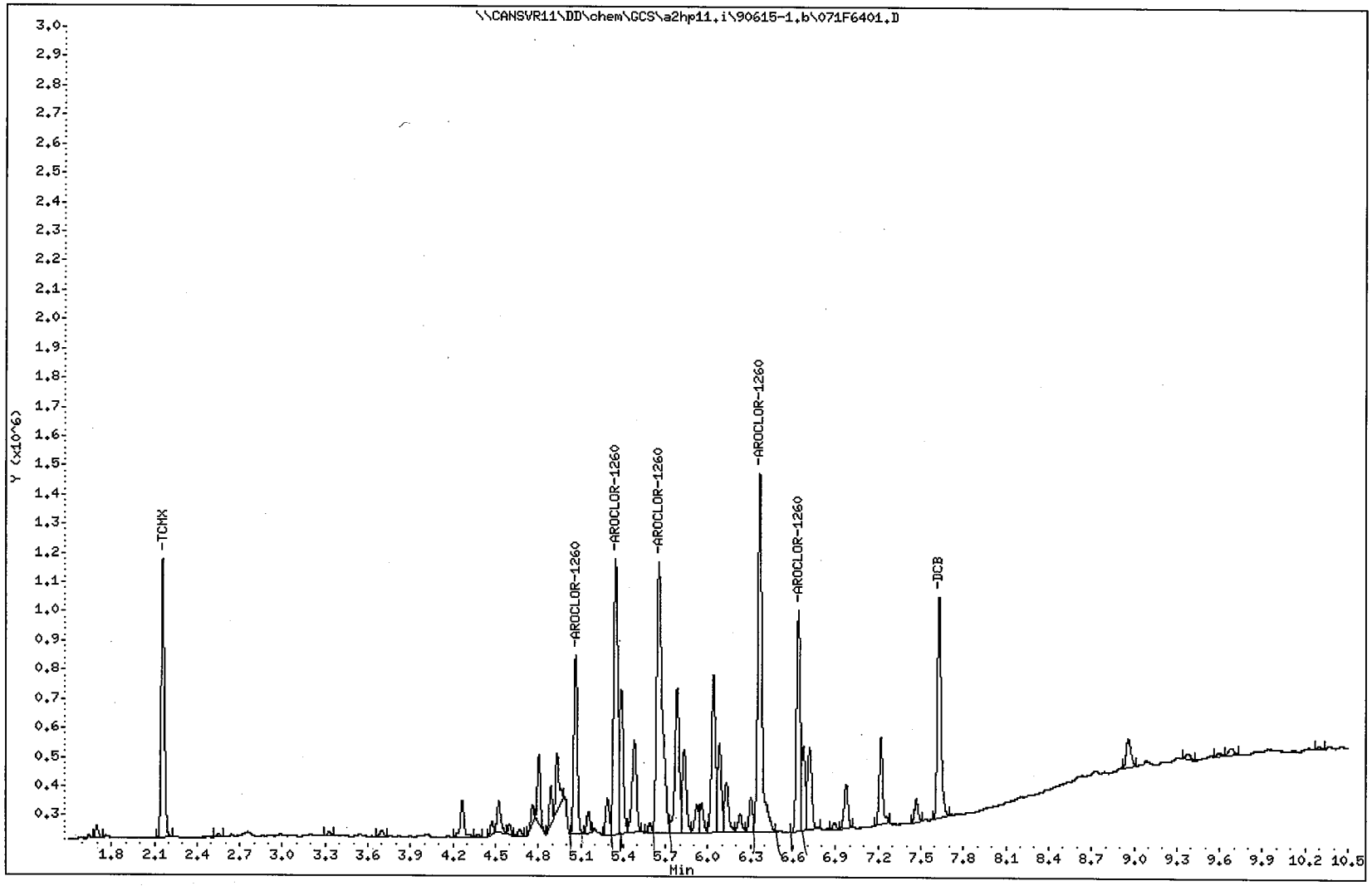

SW846 8081A METHOD BLANK SUMMARY

BLANK WORKORDER NO.: LE5RD1AA

Lab Name: TestAmerica Laboratories, Inc.

Lab Code: TALCAN

SDG Number:9F11135

Lab File ID: 025F2101.

Lot Number: A9F120214

Matrix: SOLID

Extraction Method: 1311/3510

Date Extracted: 06/18/09

Date Analyzed(1): 06/19/09

Date Analyzed(2): N/A

Time Analyzed(1): 19:57

Time Analyzed(2): N/A

Instrument ID(1): P9

Instrument ID(2): N/A

GC Column(1): RTXPESTCLP ID: 053

GC Column(2): N/A ID: N/A

THIS METHOD BLANK APPLIES TO THE FOLLOWING SAMPLES, MS, AND MSD:

	CLIENT ID.	SAMPLE WORK ORDER #	DATE ANALYZED(1)	DATE ANALYZED(2)
01	ILSD-11	LETQE1A7	06/19/09	N/A
02	ILSD-18	LETQN1AJ	06/19/09	N/A
03	MHSD-4	LETQW1AJ	06/19/09	N/A
04	CHECK SAMPLE	LE5RD1AC C	06/19/09	N/A
05	DUPLICATE CHECK	LE5RD1AD L	06/19/09	N/A
06				
07				
08				
09				
10				
11				
12				
13				
14				
15				
16				
17				
18				
19				
20				

COMMENTS:

FORM IV

METHOD BLANK REPORT

TCLP GC Semivolatiles

Client Lot #...: 9F11135 **Work Order #...:** LE5RD1AA **Matrix.....:** SOLID
MB Lot-Sample #: A9F180000-034
Leach Date.....: 06/17/09 **Prep Date.....:** 06/18/09 **Analysis Date..:** 06/19/09
Leach Batch #..: P916805 **Prep Batch #...:** 9169034 **Final Wgt/Vol..:** 3 mL
Dilution Factor: 1 **Initial Wgt/Vol:** 250 mL

PARAMETER	RESULT	REPORTING LIMIT	UNITS	METHOD
Chlordane (technical)	ND	0.0050	mg/L	SW846 8081A
Endrin	ND	0.00050	mg/L	SW846 8081A
Heptachlor	ND	0.00050	mg/L	SW846 8081A
Heptachlor epoxide	ND	0.00050	mg/L	SW846 8081A
Lindane	ND	0.00050	mg/L	SW846 8081A
Methoxychlor	ND	0.0010	mg/L	SW846 8081A
Toxaphene	ND	0.020	mg/L	SW846 8081A

SURROGATE	PERCENT RECOVERY	RECOVERY LIMITS
Decachlorobiphenyl	90	(31 - 115)
Tetrachloro-m-xylene	97	(47 - 110)

NOTE(S):

Calculations are performed before rounding to avoid round-off errors in calculated results.

LABORATORY CONTROL SAMPLE EVALUATION REPORT

GC Semivolatiles

Client Lot #...: 9F11135
LCS Lot-Sample#: A9F180000-034
Prep Date.....: 06/18/09
Prep Batch #...: 9169034
Dilution Factor: 5
Initial Wgt/Vol: 250 mL

Work Order #...: LE5RD1AC-LCS
LE5RD1AD-LCSD
Analysis Date..: 06/19/09

Matrix.....: SOLID

Final Wgt/Vol..: 3 mL

PARAMETER	PERCENT RECOVERY	RECOVERY LIMITS	RPD	RPD LIMITS	METHOD
Endrin	108	**(50 - 110)**			**SW846 8081A**
	108	**(50 - 110)**	**0.60**	**(0-93)**	**SW846 8081A**
Heptachlor	95	**(57 - 110)**			**SW846 8081A**
	100	**(57 - 110)**	**5.5**	**(0-88)**	**SW846 8081A**
Heptachlor epoxide	123 a	**(56 - 110)**			**SW846 8081A**
	120 a	**(56 - 110)**	**2.9**	**(0-86)**	**SW846 8081A**
Lindane	90	**(56 - 110)**			**SW846 8081A**
	95	**(56 - 110)**	**4.8**	**(0-88)**	**SW846 8081A**
Methoxychlor	73	**(41 - 126)**			**SW846 8081A**
	74	**(41 - 126)**	**0.44**	**(0-94)**	**SW846 8081A**

SURROGATE	PERCENT RECOVERY	RECOVERY LIMITS
Decachlorobiphenyl	99	(31 - 115)
	100	(31 - 115)
Tetrachloro-m-xylene	97	(47 - 110)
	99	(47 - 110)

NOTE(S):

Calculations are performed before rounding to avoid round-off errors in calculated results.

Bold print denotes control parameters

a Spiked analyte recovery is outside stated control limits.

LABORATORY CONTROL SAMPLE DATA REPORT

GC Semivolatiles

Client Lot #...: 9F11135
LCS Lot-Sample#: A9F180000-034
Prep Date.....: 06/18/09
Prep Batch #...: 9169034
Dilution Factor: 5
Initial Wgt/Vol: 250 mL

Work Order #...: LE5RD1AC-LCS
LE5RD1AD-LCSD
Analysis Date..: 06/19/09

Final Wgt/Vol..: 3 mL

Matrix.....: SOLID

PARAMETER	SPIKE AMOUNT	MEASURED AMOUNT		UNITS	PERCENT RECOVERY	RPD	METHOD
Endrin	0.0020	0.0022		mg/L	108		SW846 8081A
	0.0020	0.0022		mg/L	108	0.60	SW846 8081A
Heptachlor	0.0020	0.0019		mg/L	95		SW846 8081A
	0.0020	0.0020		mg/L	100	5.5	SW846 8081A
Heptachlor epoxide	0.0020	0.0025	a	mg/L	123		SW846 8081A
	0.0020	0.0024	a	mg/L	120	2.9	SW846 8081A
Lindane	0.0020	0.0018		mg/L	90		SW846 8081A
	0.0020	0.0019		mg/L	95	4.8	SW846 8081A
Methoxychlor	0.0040	0.0029		mg/L	73		SW846 8081A
	0.0040	0.0029		mg/L	74	0.44	SW846 8081A

SURROGATE	PERCENT RECOVERY	RECOVERY LIMITS
Decachlorobiphenyl	99	(31 - 115)
	100	(31 - 115)
Tetrachloro-m-xylene	97	(47 - 110)
	99	(47 - 110)

NOTE(S):

Calculations are performed before rounding to avoid round-off errors in calculated results.

Bold print denotes control parameters

a Spiked analyte recovery is outside stated control limits.

SW846 8081A SURROGATE RECOVERY

Lab Name: TestAmerica Laboratories, Inc. Client: Tetra Tech NUS, Inc

Lab Code: TALCAN SDG No: 9F11135

Lot #: A9F120214

Extraction: XXA36QJ01

	CLIENT ID.	SRG01	SRG02	TOT OUT
01	ILSD-11	74	78	00
02	ILSD-18	85	200*	01
03	MHSD-4	83	84	00
04	METHOD BLK. LE5RD1AA	90	97	00
05	LCS LE5RD1AC	99	97	00
06	LCSD LE5RD1AD	100	99	00

SURROGATES		QC LIMITS
SRG01	= Decachlorobiphenyl	(31-115)
SRG02	= Tetrachloro-m-xylene	(47-110)

\# Column to be used to flag recovery values
* Values outside of required QC Limits
D System monitoring Compound diluted out

FORM II

Report Date : 12-Jun-2009 08:15

TestAmerica North Canton

INITIAL CALIBRATION DATA

Start Cal Date : 11-JUN-2009 12:09
End Cal Date : 11-JUN-2009 17:44
Quant Method : ESTD
Target Version : 4.14
Integrator : Falcon
Method file : \\cansvr11\dd\chem\GCS\a2hp9.i\90611ICA-1.b\PEST9.m
Last Edit : 12-Jun-2009 08:01 vandorenc

Calibration File Names:
Level 1: \\cansvr11\dd\chem\GCS\a2hp9.i\90611ICA-1.b\015F1501.D
Level 2: \\cansvr11\dd\chem\GCS\a2hp9.i\90611ICA-1.b\016F1601.D
Level 3: \\cansvr11\dd\chem\GCS\a2hp9.i\90611ICA-1.b\017F1701.D
Level 4: \\cansvr11\dd\chem\GCS\a2hp9.i\90611ICA-1.b\018F1801.D
Level 5: \\cansvr11\dd\chem\GCS\a2hp9.i\90611ICA-1.b\019F1901.D
Level 6: \\cansvr11\dd\chem\GCS\a2hp9.i\90611ICA-1.b\020F2001.D

Compound	0.0050000 Level 1	0.0100000 Level 2	0.0250000 Level 3	0.0500000 Level 4	0.1000000 Level 5	0.2000000 Level 6	Curve	Coefficients b	m1	m2	%RSD or R^2	
2 Hexachlorobenzene	+++++	+++++	+++++	+++++	+++++	+++++	AVRG		0.000e+000		0.000e+000	
3 Diallate(1)	+++++	+++++	+++++	+++++	+++++	+++++	QUAD	0.000e+000	0.000e+000	0.000e+000	0.000e+000	<-
(2)	+++++	+++++	+++++	+++++	+++++	+++++	QUAD	0.000e+000	0.000e+000	0.000e+000	0.000e+000	<-
4 alpha-BHC	803294400	733666300	830877080	730130980	725572410	924224205	AVRG		791294229		9.91260	
5 gamma-BHC (Lindane)	744915600	672379700	748251320	655486020	645016580	801402275	AVRG		711241916		8.81127	
6 beta-BHC	219223400	186636900	192474520	163674800	158317430	193731535	AVRG		185676431		11.97036	
7 delta-BHC	799876800	724648800	801248360	713074320	705850770	874869190	AVRG		769928040		8.66987	
8 Heptachlor	384523600	339017000	360750600	322273240	308360990	344268515	AVRG		343198991		7.91127	
9 Tech Chlordane(1)	16241850	15232320	15007690	12947350	13462198	+++++	AVRG		14578282		9.25730	
(2)	14327900	12879180	12518470	10660675	10236398	+++++	AVRG		12124525		13.85489	
(3)	25478800	23666180	23995750	21609615	22784846	+++++	AVRG		23507038		6.11821	
(4)	40186850	36934300	37831610	34456695	36388760	+++++	AVRG		37159643		5.63950	
10 Aldrin	777622800	693935500	737736200	647545660	628388810	759238040	AVRG		707411168		8.60915	
11 Isodrin	+++++	+++++	+++++	+++++	+++++	+++++	AVRG		0.000e+000		0.000e+000	

TestAmerica North Canton

INITIAL CALIBRATION DATA

Start Cal Date : 11-JUN-2009 12:09
End Cal Date : 11-JUN-2009 17:44
Quant Method : ESTD
Target Version : 4.14
Integrator : Falcon
Method file : \\cansvr11\dd\chem\GCS\a2hp9.i\90611ICA-1.b\PEST9.m
Last Edit : 12-Jun-2009 08:01 vandorenc

Compound	0.0050000 Level 1	0.0100000 Level 2	0.0250000 Level 3	0.0500000 Level 4	0.1000000 Level 5	0.2000000 Level 6	Curve	Coefficients b	m1	m2	%RSD or R^2	
12 Heptachlor epoxide	230973200	200944100	203958280	177848460	168731430	191929785	AVRG		195730876		11.19359	
13 gamma-Chlordane	223659600	194269500	203896320	178675020	175282240	211196480	AVRG		197829860		9.51232	
14 alpha-Chlordane	235135400	204163400	211312120	182877560	180480680	216231075	AVRG		205033373		10.14988	
15 Endosulfan I	234382200	202893400	206628600	179168680	170513100	192760905	AVRG		197724481		11.44213	
16 4,4'-DDE	768448600	670318500	705758400	624268460	616938560	733633750	AVRG		686561045		8.80726	
17 Dieldrin	748224000	658881000	690372120	604939700	589422590	678251245	AVRG		661681776		8.82168	
18 Endrin	683330400	593665300	617524080	545540740	533584610	593793715	AVRG		594573141		9.06650	
19 Kepone	+++++	+++++	+++++	+++++	+++++	+++++	QUAD	0.000e+000	0.000e+000	0.000e+000	0.000e+000	<-
20 4,4'-DDD	219124400	197691400	212973200	192325920	195260940	+++++	AVRG		203475172		5.81682	
21 Chlorobenzilate	+++++	+++++	+++++	+++++	+++++	+++++	AVRG		0.000e+000		0.000e+000	
22 Endosulfan II	265320800	233129900	239664720	210710360	207341400	227158965	AVRG		230554358		9.18559	
23 4,4'-DDT	605805800	552589600	560845720	528988060	533121910	594592515	AVRG		562657268		5.61590	
24 Toxaphene(1)	7172935	7066764	6149034	6578210	7318636	+++++	AVRG		6857116		7.05399	
(2)	7177415	7274554	6407927	6962789	7679407	+++++	AVRG		7100418		6.56806	
(3)	7444210	7349780	6390992	6856603	7578233	+++++	AVRG		7123964		6.90764	
(4)	9380780	9269240	8092441	8732156	9498412	+++++	AVRG		8994606		6.48548	
(5)	8918420	9062440	8024652	8703039	9491059	+++++	AVRG		8839922		6.09989	
25 Endrin aldehyde	239597400	211859300	209377720	188654300	185031390	196546945	AVRG		205177843		9.74858	
26 Mirex	+++++	+++++	+++++	+++++	+++++	+++++	AVRG		0.000e+000		0.000e+000	
27 Methoxychlor	152893400	134544000	128377800	116470080	113232930	115542195	AVRG		126843401		12.01241	
28 Endosulfan sulfate	283669400	247109700	256577880	231876380	228415240	257355315	AVRG		250833986		8.03208	
29 Endrin ketone	699918600	622299400	628278040	576775840	563414570	601469810	AVRG		615359377		7.87619	

TestAmerica North Canton

INITIAL CALIBRATION DATA

Start Cal Date : 11-JUN-2009 12:09
End Cal Date : 11-JUN-2009 17:44
Quant Method : ESTD
Target Version : 4.14
Integrator : Falcon
Method file : \\cansvr11\dd\chem\GCS\a2hp9.i\90611ICA-1.b\PEST9.m
Last Edit : 12-Jun-2009 08:01 vandorenc

Compound	0.0050000 Level 1	0.0100000 Level 2	0.0250000 Level 3	0.0500000 Level 4	0.1000000 Level 5	0.2000000 Level 6	Curve	Coefficients b	Coefficients m1	Coefficients m2	%RSD or R^2
$ 1 Tetrachloro-m-xylene	678306800	631527600	625105120	590746500	559195900	619969890	AVRG		617475302		6.50760
$ 30 Decachlorobiphenyl	753337600	650932000	633631920	574004220	567467500	644726870	AVRG		637350018		10.54900

TestAmerica North Canton

INITIAL CALIBRATION DATA

Start Cal Date : 11-JUN-2009 12:09
End Cal Date : 11-JUN-2009 17:44
Quant Method : ESTD
Target Version : 4.14
Integrator : Falcon
Method file : \\cansvr11\dd\chem\GCS\a2hp9.i\90611ICA-1.b\PEST9.m
Last Edit : 12-Jun-2009 08:01 vandorenc

Average %RSD Results.	
Calculated Average %RSD =	8.76673
Maximun Average %RSD =	20.00000
* Passed Average %RSD Test.	

Curve	Formula	Units
Averaged	Amt = Rsp/m1	Response
Quad	Amt = b + m1*Rsp + m2*Rsp^2	Response

Report Date : 12-Jun-2009 09:05

TestAmerica North Canton

INITIAL CALIBRATION DATA

Start Cal Date : 11-JUN-2009 12:09
End Cal Date : 11-JUN-2009 17:44
Quant Method : ESTD
Target Version : 4.14
Integrator : Falcon
Method file : \\cansvr11\dd\chem\GCS\a2hp9.i\90611ICA-1.b\PEST9.m\PEST9r.m
Last Edit : 12-Jun-2009 09:02 vandorenc

Calibration File Names:
Level 1: \\cansvr11\dd\chem\GCS\a2hp9.i\90611ICA-1.b\90611ICA-1.b\015F1501.D
Level 2: \\cansvr11\dd\chem\GCS\a2hp9.i\90611ICA-1.b\90611ICA-1.b\016F1601.D
Level 3: \\cansvr11\dd\chem\GCS\a2hp9.i\90611ICA-1.b\90611ICA-1.b\017F1701.D
Level 4: \\cansvr11\dd\chem\GCS\a2hp9.i\90611ICA-1.b\90611ICA-1.b\018F1801.D
Level 5: \\cansvr11\dd\chem\GCS\a2hp9.i\90611ICA-1.b\90611ICA-1.b\019F1901.D
Level 6: \\cansvr11\dd\chem\GCS\a2hp9.i\90611ICA-1.b\90611ICA-1.b\020F2001.D

Compound	0.0050000 Level 1	0.0100000 Level 2	0.0250000 Level 3	0.0500000 Level 4	0.1000000 Level 5	0.2000000 Level 6	Curve	Coefficients b	m1	m2	%RSD or R^2
55 DDD/Endosulfan II	+++++	+++++	+++++	+++++	+++++	+++++	AVRG		0.000e+000		0.000e+000
2 Diallate(1)	+++++	+++++	+++++	+++++	+++++	+++++	AVRG		0.000e+000		0.000e+000
(2)	+++++	+++++	+++++	+++++	+++++	+++++	AVRG		0.000e+000		0.000e+000
3 Hexachlorobenzene	+++++	+++++	+++++	+++++	+++++	+++++	AVRG		0.000e+000		0.000e+000
4 alpha-BHC	584471600	568365200	709529040	652398480	661945700	859914545	AVRG		672770761		15.67468
5 gamma-BHC (Lindane)	424914800	408187500	495732520	454378840	463067220	576185630	AVRG		470411085		12.78385
6 beta-BHC	477705000	419365600	447678000	392302380	390262910	498355635	AVRG		437611588		10.23289
7 delta-BHC	1.030e+009	969386700	1.160e+009	1.084e+009	1.123e+009	1.451e+009	AVRG		1.136e+009		14.80181
8 Heptachlor	1.002e+009	931137600	1.042e+009	975065100	980162000	1.151e+009	AVRG		1.014e+009		7.54849
9 Tech Chlordane(1)	12564950	12233880	12503250	11341265	12935436	+++++	AVRG		12315756		4.86773
(2)	15850650	14497100	14535950	12818890	13558566	+++++	AVRG		14252231		8.02382
(3)	25821350	25202860	26597060	24391700	27625256	+++++	AVRG		25927645		4.81174
(4)	33721000	33478540	35930280	33958210	38388750	+++++	AVRG		35095356		5.93253
10 Aldrin	340418800	321858100	382212040	345506600	353410650	418026670	AVRG		360238810		9.57745

TestAmerica North Canton

INITIAL CALIBRATION DATA

Start Cal Date : 11-JUN-2009 12:09
End Cal Date : 11-JUN-2009 17:44
Quant Method : ESTD
Target Version : 4.14
Integrator : Falcon
Method file : \\cansvr11\dd\chem\GCS\a2hp9.i\90611ICA-1.b\PEST9.m\PEST9r.m
Last Edit : 12-Jun-2009 09:02 vandorenc

Compound	0.0050000 Level 1	0.0100000 Level 2	0.0250000 Level 3	0.0500000 Level 4	0.1000000 Level 5	0.2000000 Level 6	Curve	Coefficients b	Coefficients m1	Coefficients m2	%RSD or R^2	
11 Isodrin	+++++	+++++	+++++	+++++	+++++	+++++	AVRG		0.000e+000		0.000e+000	
12 Heptachlor epoxide	900774200	820801200	916852200	824941280	812463440	951103300	AVRG		871155937		6.78586	
13 gamma-Chlordane	895862200	823988600	931048960	855788720	872060930	1.089e+009	AVRG		911216728		10.32879	
14 alpha-Chlordane	870383800	798745600	889362920	811995580	824295740	1.018e+009	AVRG		868809380		9.32561	
15 Endosulfan I	351136000	323757300	359702520	328735840	319111450	352888915	AVRG		339222004		5.10889	
16 4,4'-DDE	825262200	773499600	882259840	819386720	841733240	1.039e+009	AVRG		863531779		10.75806	
17 Dieldrin	822181200	758561900	867435360	792485400	797504450	933424715	AVRG		828598838		7.57809	
18 Endrin	336078200	309837000	353883240	322482720	329107510	362159435	AVRG		335591351		5.83596	
19 Chlorobenzilate	+++++	+++++	+++++	+++++	+++++	+++++	AVRG		0.000e+000		0.000e+000	
20 Kepone	+++++	+++++	+++++	+++++	+++++	+++++	QUAD	0.000e+000	0.000e+000	0.000e+000	0.000e+000	<-
21 4,4'-DDD	599987400	557385500	630191240	598455020	628049090	750370360	AVRG		627406435		10.48108	
22 Endosulfan II	343288600	312690800	345801200	317900380	317572950	354048445	AVRG		331883729		5.36255	
23 Toxaphene(1)	11271965	11937384	10755994	11800284	13243906	+++++	AVRG		11801906		7.89475	
(2)	5296210	5567138	4877014	5364988	6231694	+++++	AVRG		5467409		9.06446	
(3)	11609740	12170668	10923063	12104109	13627290	+++++	AVRG		12086974		8.23430	
(4)	9175110	9602808	8315510	9322439	10706351	+++++	AVRG		9424444		9.15447	
(5)	4485790	4596392	4109493	4616843	5428899	+++++	AVRG		4647483		10.37367	
24 4,4'-DDT	598183600	569804700	622643400	611702100	627512530	733255985	AVRG		627183719		8.91886	
25 Endrin aldehyde	273285800	251779800	264518840	248599620	252319480	274807600	AVRG		260885190		4.43060	
26 Endosulfan sulfate	326895200	292288700	323985280	306501080	316941480	359579740	AVRG		321031913		7.08005	
27 Methoxychlor	315915400	285928900	284418760	270465100	271581440	292682645	AVRG		286832041		5.80700	
28 Mirex	+++++	+++++	+++++	+++++	+++++	+++++	AVRG		0.000e+000		0.000e+000	

TestAmerica North Canton

INITIAL CALIBRATION DATA

Start Cal Date : 11-JUN-2009 12:09
End Cal Date : 11-JUN-2009 17:44
Quant Method : ESTD
Target Version : 4.14
Integrator : Falcon
Method file : \\cansvr11\dd\chem\GCS\a2hp9.i\90611ICA-1.b\PEST9.m\PEST9r.m
Last Edit : 12-Jun-2009 09:02 vandorenc

Compound	0.0050000 Level 1	0.0100000 Level 2	0.0250000 Level 3	0.0500000 Level 4	0.1000000 Level 5	0.2000000 Level 6	Curve	Coefficients b	m1	m2	%RSD or R^2
29 Endrin ketone	354304800	324861300	341824240	323877440	326346240	354035805	AVRG		337541638		4.28142
$ 1 Tetrachloro-m-xylene	892882400	881558100	948220200	941905980	919712270	1.053e+009	AVRG		939619239		6.55800
$ 30 Decachlorobiphenyl	295974600	263044700	262487800	243636840	247710370	288301795	AVRG		266859351		7.94409

TestAmerica North Canton

INITIAL CALIBRATION DATA

Start Cal Date : 11-JUN-2009 12:09
End Cal Date : 11-JUN-2009 17:44
Quant Method : ESTD
Target Version : 4.14
Integrator : Falcon
Method file : \\cansvr11\dd\chem\GCS\a2hp9.i\90611ICA-1.b\PEST9.m\PEST9r.m
Last Edit : 12-Jun-2009 09:02 vandorenc

Average %RSD Results.	
Calculated Average %RSD =	8.25755
Maximun Average %RSD =	20.00000
* Passed Average %RSD Test.	

Curve	Formula	Units
Averaged	Amt = Rsp/m1	Response
Quad	Amt = b + m1*Rsp + m2*Rsp^2	Response

Data File: \\cansvr11\dd\chem\GCS\a2hp9.i\90611ICA-1.b/004F0401.D
Report Date: 06/12/2009

EVALB Degradation Report

Instrument ID: a2hp9.i Injection Date: 11-JUN-2009 11:46
Lab File ID: 004F0401.D Lab Sample ID: PEM G112
Analysis Type: NONE Method File: \\cansvr11\dd\chem\GCS\a2hp9.i\90611ICA-1.b\I

4,4'-DDT Degradation

RT	Area	Compound
9.8950	53974460	4,4'-DDT
8.1450	248265	4,4'-DDE
9.3858	191893	4,4'-DDD

Percent Degradation of 4,4'-DDT: 0.81

Endrin Degradation

RT	Area	Compound
9.0458	26987227	Endrin
10.257	932684	Endrin aldehyde
11.361	2223958	Endrin ketone

Percent Degradation of Endrin: 10.47

TestAmerica North Canton

CONTINUING CALIBRATION COMPOUNDS

Instrument ID: a2hp9.i
Lab File ID: 004F0401.D
Analysis Type:
Lab Sample ID: AB3 G120
Method: \\cansvr11\dd\chem\GCS\a2hp9.i\90619-1.b\PEST9.m

Injection Date: 19-JUN-2009 11:40
Init. Cal. Date(s): 11-JUN-2009 12-JUN-2009
Init. Cal. Times: 12:09 18:28
Quant Type: ESTD

COMPOUND	RRF / AMOUNT	RF0.025	CCAL RRF0.025	MIN RRF	%D / %DRIFT	MAX %D / %DRIFT	CURVE TYPE	
$ 1 Tetrachloro-m-xylene	617475302	653762680	653762680	0.000	-5.87673	15.00000	Averaged	
4 alpha-BHC	791294229	909929720	909929720	0.010	-14.99259	15.00000	Averaged	
5 gamma-BHC (Lindane)	711241916	792344240	792344240	0.010	-11.40292	15.00000	Averaged	
6 beta-BHC	185676431	205166920	205166920	0.010	-10.49702	15.00000	Averaged	
7 delta-BHC	769928040	859561920	859561920	0.010	-11.64185	15.00000	Averaged	
8 Heptachlor	343198991	379734920	379734920	0.010	-10.64570	15.00000	Averaged	
10 Aldrin	707411168	832644960	832644960	0.010	-17.70311	15.00000	Averaged	<-
12 Heptachlor epoxide	195730876	219944760	219944760	0.010	-12.37101	15.00000	Averaged	
13 gamma-Chlordane	197829860	215577000	215577000	0.010	-8.97091	15.00000	Averaged	
14 alpha-Chlordane	205033373	228103680	228103680	0.010	-11.25198	15.00000	Averaged	
15 Endosulfan I	197724481	218607440	218607440	0.010	-10.56165	15.00000	Averaged	
16 4,4'-DDE	686561045	801829400	801829400	0.010	-16.78924	15.00000	Averaged	<-
17 Dieldrin	661681776	745146120	745146120	0.010	-12.61397	15.00000	Averaged	
18 Endrin	594573141	677847760	677847760	0.010	-14.00578	15.00000	Averaged	
20 4,4'-DDD	203475172	260832960	260832960	0.010	-28.18908	15.00000	Averaged	<-
22 Endosulfan II	230554358	247773680	247773680	0.010	-7.46866	15.00000	Averaged	
23 4,4'-DDT	562657268	418031440	418031440	0.010	25.70407	15.00000	Averaged	<-
25 Endrin aldehyde	205177843	213642760	213642760	0.010	-4.12565	15.00000	Averaged	
27 Methoxychlor	126843401	101434920	101434920	0.010	20.03138	15.00000	Averaged	<-
28 Endosulfan sulfate	250833986	262873840	262873840	0.010	-4.79993	15.00000	Averaged	
29 Endrin ketone	615359377	630801080	630801080	0.010	-2.50938	15.00000	Averaged	
$ 30 Decachlorobiphenyl	637350018	650381040	650381040	0.010	-2.04456	15.00000	Averaged	

Average %D / Drift Results.

Calculated Average %D/Drift = 12.00896
Maximun Average %D/Drift = 15.00000
* Passed Average %D/Drift Test.



TestAmerica North Canton

CONTINUING CALIBRATION COMPOUNDS

Instrument ID: a2hp9.i
Lab File ID: 004F0401.D
Analysis Type:
Lab Sample ID: AB3 G120
Method: \\cansvr11\dd\chem\GCS\a2hp9.i\90619-1.b\PEST9.m\PEST9r.m

Injection Date: 19-JUN-2009 11:40
Init. Cal. Date(s): 11-JUN-2009 12-JUN-2009
Init. Cal. Times: 12:09 18:28
Quant Type: ESTD

COMPOUND	RRF / AMOUNT	RF0.025	CCAL RRF0.025	MIN RRF	%D / %DRIFT	MAX %D / %DRIFT	CURVE TYPE	
$ 1 Tetrachloro-m-xylene	939619239	992989440	992989440	0.000	-5.67998	15.00000	Averaged	
4 alpha-BHC	672770761	788638280	788638280	0.010	-17.22244	15.00000	Averaged	<-
5 gamma-BHC (Lindane)	470411085	533969480	533969480	0.010	-13.51125	15.00000	Averaged	
6 beta-BHC	437611588	491327920	491327920	0.010	-12.27489	15.00000	Averaged	
7 delta-BHC	1.136e+09	1.257e+09	1.257e+09	0.010	-10.63256	15.00000	Averaged	
8 Heptachlor	1.014e+09	1.127e+09	1.127e+09	0.010	-11.17185	15.00000	Averaged	
10 Aldrin	360238810	433330080	433330080	0.010	-20.28967	15.00000	Averaged	<-
12 Heptachlor epoxide	871155937	979799720	979799720	0.010	-12.47122	15.00000	Averaged	
13 gamma-Chlordane	911216728	999066040	999066040	0.010	-9.64088	15.00000	Averaged	
14 alpha-Chlordane	868809380	949066120	949066120	0.010	-9.23755	15.00000	Averaged	
15 Endosulfan I	339222004	382417400	382417400	0.010	-12.73367	15.00000	Averaged	
16 4,4'-DDE	863531779	976085920	976085920	0.010	-13.03416	15.00000	Averaged	
17 Dieldrin	828598838	910305160	910305160	0.010	-9.86078	15.00000	Averaged	
18 Endrin	335591351	372198520	372198520	0.010	-10.90826	15.00000	Averaged	
21 4,4'-DDD	627406435	773641480	773641480	0.010	-23.30787	15.00000	Averaged	<-
22 Endosulfan II	331883729	351657640	351657640	0.010	-5.95808	15.00000	Averaged	
24 4,4'-DDT	627183719	437492400	437492400	0.010	-30.24494	15.00000	Averaged	<-
25 Endrin aldehyde	260885190	266857800	266857800	0.010	-2.28936	15.00000	Averaged	
26 Endosulfan sulfate	321031913	322731480	322731480	0.010	-0.52941	15.00000	Averaged	
27 Methoxychlor	286832041	214753240	214753240	0.010	25.12927	15.00000	Averaged	<-
29 Endrin ketone	337541638	332474440	332474440	0.010	1.50121	15.00000	Averaged	
$ 30 Decachlorobiphenyl	266859351	263986120	263986120	0.010	1.07668	15.00000	Averaged	

Average %D / Drift Results.

Calculated Average %D/Drift = 11.75936
Maximun Average %D/Drift = 15.00000
* Passed Average %D/Drift Test.

TestAmerica North Canton

CONTINUING CALIBRATION COMPOUNDS

Instrument ID: a2hp9.i Injection Date: 19-JUN-2009 12:29
Lab File ID: 005F0101.D Init. Cal. Date(s): 11-JUN-2009 12-JUN-2009
Analysis Type: Init. Cal. Times: 12:09 18:28
Lab Sample ID: TOX3 G098 Quant Type: ESTD
Method: \\cansvr11\dd\chem\GCS\a2hp9.i\90619-1.b\PEST9.m

COMPOUND	RRF / AMOUNT	RF0.025	CCAL RRF0.025	MIN RRF	%D / %DRIFT	MAX %D / %DRIFT	CURVE TYPE
24 Toxaphene(1)	6857116	6940655	6940655	0.010	-1.21829	15.00000	Averaged
(2)	7100418	6679087	6679087	0.010	5.93389	15.00000	Averaged
(3)	7123964	7070235	7070235	0.010	0.75420	15.00000	Averaged
(4)	8994606	8472998	8472998	0.010	5.79912	15.00000	Averaged
(5)	8839922	7445714	7445714	0.010	15.77172	15.00000	Averaged <-

Average %D / Drift Results.

Calculated Average %D/Drift = 5.89544
Maximun Average %D/Drift = 15.00000
* Passed Average %D/Drift Test.

Data File: 005F0101.D
Report Date: 23-Jun-2009 07:01

TestAmerica North Canton

CONTINUING CALIBRATION COMPOUNDS

Instrument ID: a2hp9.i
Lab File ID: 005F0101.D
Analysis Type:
Lab Sample ID: TOX3 G098
Method: \\cansvr11\dd\chem\GCS\a2hp9.i\90619-1.b\PEST9.m\PEST9r.m

Injection Date: 19-JUN-2009 12:29
Init. Cal. Date(s): 11-JUN-2009 12-JUN-2009
Init. Cal. Times: 12:09 18:28
Quant Type: ESTD

COMPOUND	RRF / AMOUNT	RF0.025	CCAL RRF0.025	MIN RRF	%D / %DRIFT	MAX %D / %DRIFT	CURVE TYPE	
23 Toxaphene (1)	11801906	11786248	11786248	0.010	0.13268	15.00000	Averaged	
(2)	5467409	4849637	4849637	0.010	11.29917	15.00000	Averaged	
(3)	12086974	11472171	11472171	0.010	5.08649	15.00000	Averaged	
(4)	9424444	8477422	8477422	0.010	10.04857	15.00000	Averaged	
(5)	4647483	3638441	3638441	0.010	21.71159	15.00000	Averaged	<-

Average %D / Drift Results.

Calculated Average %D/Drift = 9.65570
Maximun Average %D/Drift = 15.00000
* Passed Average %D/Drift Test.

TestAmerica North Canton

CONTINUING CALIBRATION COMPOUNDS

Instrument ID: a2hp9.i Injection Date: 19-JUN-2009 12:52
Lab File ID: 006F0201.D Init. Cal. Date(s): 11-JUN-2009 12-JUN-2009
Analysis Type: Init. Cal. Times: 12:09 18:28
Lab Sample ID: TC3 G025 Quant Type: ESTD
Method: \\cansvr11\dd\chem\GCS\a2hp9.i\90619-1.b\PEST9.m

COMPOUND	RRF / AMOUNT	RF0.025	CCAL RRF0.025	MIN RRF	%D / %DRIFT	MAX %D / %DRIFT	CURVE TYPE
9 Tech Chlordane (1)	14578282	15732980	15732980	0.010	-7.92068	15.00000	Averaged
(2)	12124525	12824930	12824930	0.010	-5.77677	15.00000	Averaged
(3)	23507038	24028830	24028830	0.010	-2.21973	15.00000	Averaged
(4)	37159643	38273630	38273630	0.010	-2.99784	15.00000	Averaged

Average %D / Drift Results.

Calculated Average %D/Drift = 4.72875
Maximun Average %D/Drift = 15.00000
* Passed Average %D/Drift Test.

TestAmerica North Canton

CONTINUING CALIBRATION COMPOUNDS

Instrument ID: a2hp9.i Injection Date: 19-JUN-2009 12:52
Lab File ID: 006F0201.D Init. Cal. Date(s): 11-JUN-2009 12-JUN-2009
Analysis Type: Init. Cal. Times: 12:09 18:28
Lab Sample ID: TC3 G025 Quant Type: ESTD
Method: \\cansvr11\dd\chem\GCS\a2hp9.i\90619-1.b\PEST9.m\PEST9r.m

COMPOUND	RRF / AMOUNT	RF0.025	CCAL RRF0.025	MIN RRF	%D / %DRIFT	MAX %D / %DRIFT	CURVE TYPE
9 Tech Chlordane(1)	12315756	13582040	13582040	0.010	-10.28182	15.00000	Averaged
(2)	14252231	14780510	14780510	0.010	-3.70664	15.00000	Averaged
(3)	25927645	26301490	26301490	0.010	-1.44188	15.00000	Averaged
(4)	35095356	35637590	35637590	0.010	-1.54503	15.00000	Averaged

Average %D / Drift Results.

Calculated Average %D/Drift = 4.24384
Maximun Average %D/Drift = 15.00000
* Passed Average %D/Drift Test.

Data File: \\cansvr11\dd\chem\GCS\a2hp9.i\90619-1.b\029F2501.D Page 1
Report Date: 23-Jun-2009 07:09

TestAmerica North Canton

CONTINUING CALIBRATION COMPOUNDS

Instrument ID: a2hp9.i Injection Date: 19-JUN-2009 21:26
Lab File ID: 029F2501.D Init. Cal. Date(s): 11-JUN-2009 12-JUN-2009
Analysis Type: Init. Cal. Times: 12:09 18:28
Lab Sample ID: AB3 G120 Quant Type: ESTD
Method: \\cansvr11\dd\chem\GCS\a2hp9.i\90619-1.b\PEST9.m

COMPOUND	RRF / AMOUNT	RF0.025	CCAL RRF0.025	MIN RRF	%D / %DRIFT	MAX %D / %DRIFT	CURVE TYPE	
$ 1 Tetrachloro-m-xylene	617475302	712181440	712181440	0.000	-15.33764	15.00000	Averaged	<-
4 alpha-BHC	791294229	968291440	968291440	0.010	-22.36807	15.00000	Averaged	<-
5 gamma-BHC (Lindane)	711241916	787726960	787726960	0.010	-10.75373	15.00000	Averaged	
6 beta-BHC	185676431	216199480	216199480	0.010	-16.43884	15.00000	Averaged	<-
7 delta-BHC	769928040	847948640	847948640	0.010	-10.13349	15.00000	Averaged	
8 Heptachlor	343198991	377458760	377458760	0.010	-9.98248	15.00000	Averaged	
10 Aldrin	707411168	917129280	917129280	0.010	-29.64586	15.00000	Averaged	<-
12 Heptachlor epoxide	195730876	228402080	228402080	0.010	-16.69190	15.00000	Averaged	<-
13 gamma-Chlordane	197829860	225150200	225150200	0.010	-13.81002	15.00000	Averaged	
14 alpha-Chlordane	205033373	242506800	242506800	0.010	-18.27675	15.00000	Averaged	<-
15 Endosulfan I	197724481	220916360	220916360	0.010	-11.72939	15.00000	Averaged	
16 4,4'-DDE	686561045	855758240	855758240	0.010	-24.64416	15.00000	Averaged	<-
17 Dieldrin	661681776	768612320	768612320	0.010	-16.16042	15.00000	Averaged	<-
18 Endrin	594573141	680358240	680358240	0.010	-14.42801	15.00000	Averaged	
20 4,4'-DDD	203475172	246273040	246273040	0.010	-21.03346	15.00000	Averaged	<-
22 Endosulfan II	230554358	250827400	250827400	0.010	-8.79317	15.00000	Averaged	
23 4,4'-DDT	562657268	427014320	427014320	0.010	-24.10756	15.00000	Averaged	<-
25 Endrin aldehyde	205177843	209857160	209857160	0.010	-2.28062	15.00000	Averaged	
27 Methoxychlor	126843401	103729640	103729640	0.010	18.22228	15.00000	Averaged	<-
28 Endosulfan sulfate	250833986	253362520	253362520	0.010	-1.00805	15.00000	Averaged	
29 Endrin ketone	615359377	598223040	598223040	0.010	2.78477	15.00000	Averaged	
$ 30 Decachlorobiphenyl	637350018	649689200	649689200	0.010	-1.93601	15.00000	Averaged	

Average %D / Drift Results.

Calculated Average %D/Drift = 14.11667
Maximun Average %D/Drift = 15.00000
* Passed Average %D/Drift Test.

TestAmerica North Canton

CONTINUING CALIBRATION COMPOUNDS

Instrument ID: a2hp9.i Injection Date: 19-JUN-2009 21:26
Lab File ID: 029F2501.D Init. Cal. Date(s): 11-JUN-2009 12-JUN-2009
Analysis Type: Init. Cal. Times: 12:09 18:28
Lab Sample ID: AB3 G120 Quant Type: ESTD
Method: \\cansvr11\dd\chem\GCS\a2hp9.i\90619-1.b\PEST9.m\PEST9r.m

COMPOUND	RRF / AMOUNT	RF0.025	CCAL RRF0.025	MIN RRF	%D / %DRIFT	MAX %D / %DRIFT	CURVE TYPE	
$ 1 Tetrachloro-m-xylene	939619239	1.046e+09	1.046e+09	0.000	-11.29505	15.00000	Averaged	
4 alpha-BHC	672770761	818870720	818870720	0.010	-21.71616	15.00000	Averaged	<-
5 gamma-BHC (Lindane)	470411085	515603080	515603080	0.010	-9.60692	15.00000	Averaged	
6 beta-BHC	437611588	499059120	499059120	0.010	-14.04157	15.00000	Averaged	
7 delta-BHC	1.136e+09	1.220e+09	1.220e+09	0.010	-7.34191	15.00000	Averaged	
8 Heptachlor	1.014e+09	1.079e+09	1.079e+09	0.010	-6.45316	15.00000	Averaged	
10 Aldrin	360238810	462664000	462664000	0.010	-28.43258	15.00000	Averaged	<-
12 Heptachlor epoxide	871155937	977067720	977067720	0.010	-12.15761	15.00000	Averaged	
13 gamma-Chlordane	911216728	983268400	983268400	0.010	-7.90719	15.00000	Averaged	
14 alpha-Chlordane	868809380	939971040	939971040	0.010	-8.19071	15.00000	Averaged	
15 Endosulfan I	339222004	359777280	359777280	0.010	-6.05953	15.00000	Averaged	
16 4,4'-DDE	863531779	959627280	959627280	0.010	-11.12820	15.00000	Averaged	
17 Dieldrin	828598838	834315720	834315720	0.010	-0.68995	15.00000	Averaged	
18 Endrin	335591351	301333600	301333600	0.010	10.20817	15.00000	Averaged	
21 4,4'-DDD	627406435	520412120	520412120	0.010	17.05343	15.00000	Averaged	<-
22 Endosulfan II	331883729	235734880	235734880	0.010	28.97064	15.00000	Averaged	<-
24 4,4'-DDT	627183719	282866440	282866440	0.010	54.89895	15.00000	Averaged	<-
25 Endrin aldehyde	260885190	177209960	177209960	0.010	32.07358	15.00000	Averaged	<-
26 Endosulfan sulfate	321031913	191296640	191296640	0.010	40.41196	15.00000	Averaged	<-
27 Methoxychlor	286832041	118622720	118622720	0.010	58.64384	15.00000	Averaged	<-
29 Endrin ketone	337541638	181854960	181854960	0.010	46.12370	15.00000	Averaged	<-
$ 30 Decachlorobiphenyl	266859351	239707480	239707480	0.010	10.17460	15.00000	Averaged	

Average %D / Drift Results.

Calculated Average %D/Drift = 20.16270
Maximun Average %D/Drift = 15.00000
* Failed Average %D/Drift Test.

x Not Surrogate

TestAmerica North Canton

CONTINUING CALIBRATION COMPOUNDS

Instrument ID: a2hp9.i Injection Date: 20-JUN-2009 04:32
Lab File ID: 048F4401.D Init. Cal. Date(s): 11-JUN-2009 12-JUN-2009
Analysis Type: Init. Cal. Times: 12:09 18:28
Lab Sample ID: TOX3 G098 Quant Type: ESTD
Method: \\cansvr11\dd\chem\GCS\a2hp9.i\90619-1.b\PEST9.m

COMPOUND	RRF / AMOUNT	RF0.025	CCAL RRF0.025	MIN RRF	%D / %DRIFT	MAX %D / %DRIFT	CURVE TYPE	
24 Toxaphene(1)	6857116	5872111	5872111	0.010	14.36471	15.00000	Averaged	
(2)	7100418	4821377	4821377	0.010	32.09728	15.00000	Averaged	<-
(3)	7123964	5252099	5252099	0.010	26.27561	15.00000	Averaged	<-
(4)	8994606	5544488	5544488	0.010	38.35763	15.00000	Averaged	<-
(5)	8839922	3858078	3858078	0.010	56.35620	15.00000	Averaged	<-

Average %D / Drift Results.

Calculated Average %D/Drift = 33.49028
Maximun Average %D/Drift = 15.00000
* Failed Average %D/Drift Test.

TestAmerica North Canton

CONTINUING CALIBRATION COMPOUNDS

Instrument ID: a2hp9.i Injection Date: 20-JUN-2009 04:32
Lab File ID: 048F4401.D Init. Cal. Date(s): 11-JUN-2009 12-JUN-2009
Analysis Type: Init. Cal. Times: 12:09 18:28
Lab Sample ID: TOX3 G098 Quant Type: ESTD
Method: \\cansvr11\dd\chem\GCS\a2hp9.i\90619-1.b\PEST9.m\PEST9r.m

COMPOUND	RRF / AMOUNT	RF0.025	CCAL RRF0.025	MIN RRF	%D / %DRIFT	MAX %D / %DRIFT	CURVE TYPE	
23 Toxaphene (1)	11801906	10269007	10269007	0.010	12.98857	15.00000	Averaged	
(2)	5467409	3537860	3537860	0.010	35.29183	15.00000	Averaged	<-
(3)	12086974	9398503	9398503	0.010	22.24271	15.00000	Averaged	<-
(4)	9424444	5741499	5741499	0.010	39.07864	15.00000	Averaged	<-
(5)	4647483	867904	867904	0.010	81.32529	15.00000	Averaged	<-

Average %D / Drift Results.

Calculated Average %D/Drift = 38.18541
Maximun Average %D/Drift = 15.00000
* Failed Average %D/Drift Test.

TestAmerica North Canton

CONTINUING CALIBRATION COMPOUNDS

Instrument ID: a2hp9.i Injection Date: 20-JUN-2009 04:54
Lab File ID: 049F4501.D Init. Cal. Date(s): 11-JUN-2009 12-JUN-2009
Analysis Type: Init. Cal. Times: 12:09 18:28
Lab Sample ID: TC3 G025 Quant Type: ESTD
Method: \\cansvr11\dd\chem\GCS\a2hp9.i\90619-1.b\PEST9.m

COMPOUND	RRF / AMOUNT	RF0.025	CCAL RRF0.025	MIN RRF	%D / %DRIFT	MAX %D / %DRIFT	CURVE TYPE	
9 Tech Chlordane(1)	14578282	18042350	18042350	0.010	-23.76184	15.00000	Averaged	<-
(2)	12124525	15475330	15475330	0.010	-27.63659	15.00000	Averaged	<-
(3)	23507038	29284290	29284290	0.010	-24.57669	15.00000	Averaged	<-
(4)	37159643	47677650	47677650	0.010	-28.30492	15.00000	Averaged	<-

Average %D / Drift Results.

Calculated Average %D/Drift = 26.07001
Maximun Average %D/Drift = 15.00000
* Failed Average %D/Drift Test.

Not target

TestAmerica North Canton

CONTINUING CALIBRATION COMPOUNDS

Instrument ID: a2hp9.i Injection Date: 20-JUN-2009 04:54
Lab File ID: 049F4501.D Init. Cal. Date(s): 11-JUN-2009 12-JUN-2009
Analysis Type: Init. Cal. Times: 12:09 18:28
Lab Sample ID: TC3 G025 Quant Type: ESTD
Method: \\cansvr11\dd\chem\GCS\a2hp9.i\90619-1.b\PEST9.m\PEST9r.m

COMPOUND	RRF / AMOUNT	RF0.025	CCAL RRF0.025	MIN RRF	%D / %DRIFT	MAX %D / %DRIFT	CURVE TYPE	
9 Tech Chlordane(1)	12315756	16168140	16168140	0.010	-31.28012	15.00000	Averaged	<-
(2)	14252231	18468790	18468790	0.010	-29.58525	15.00000	Averaged	<-
(3)	25927645	32088130	32088130	0.010	-23.76029	15.00000	Averaged	<-
(4)	35095356	43553000	43553000	0.010	-24.09904	15.00000	Averaged	<-

Not target

Average %D / Drift Results.

Calculated Average %D/Drift = 27.18118
Maximun Average %D/Drift = 15.00000
* Failed Average %D/Drift Test.

SW846 8151A METHOD BLANK SUMMARY

BLANK WORKORDER NO.: LE5Q61AA

Lab Name: TestAmerica Laboratories, Inc.

Lab Code: TALCAN

SDG Number:9F11135

Lab File ID: 014F1401.

Lot Number: A9F120214

Matrix: SOLID

Extraction Method: 1311/8150B

Date Extracted: 06/18/09

Date Analyzed(1): 06/23/09

Date Analyzed(2): N/A

Time Analyzed(1): 14:23

Time Analyzed(2): N/A

Instrument ID(1): P1

Instrument ID(2): N/A

GC Column(1): N/A ID: N/A GC Column(2): N/A ID: N/A

THIS METHOD BLANK APPLIES TO THE FOLLOWING SAMPLES, MS, AND MSD:

	CLIENT ID.	SAMPLE WORK ORDER #	DATE ANALYZED(1)	DATE ANALYZED(2)
01	ILSD-11	LETQE1A8	06/23/09	N/A
02	ILSD-18	LETQN1AK	06/23/09	N/A
03	MHSD-4	LETQW1AK	06/23/09	N/A
04	CHECK SAMPLE	LE5Q61AC C	06/23/09	N/A
05	DUPLICATE CHECK	LE5Q61AD L	06/23/09	N/A
06				
07				
08				
09				
10				
11				
12				
13				
14				
15				
16				
17				
18				
19				
20				

COMMENTS:

METHOD BLANK REPORT

TCLP GC Semivolatiles

Client Lot #...: 9F11135	**Work Order #...:** LE5Q61AA	**Matrix.....:** SOLID
MB Lot-Sample #: A9F180000-030		
Leach Date.....: 06/17/09	**Prep Date.....:** 06/18/09	**Analysis Date..:** 06/23/09
Leach Batch #..: P916805	**Prep Batch #...:** 9169030	**Final Wgt/Vol..:** 10 mL
Dilution Factor: 1	**Initial Wgt/Vol:** 100 mL	

PARAMETER	RESULT	REPORTING LIMIT	UNITS	METHOD
2,4-D	ND	0.50	mg/L	SW846 8151A
2,4,5-TP (Silvex)	ND	0.10	mg/L	SW846 8151A

SURROGATE	PERCENT RECOVERY	RECOVERY LIMITS
2,4-Dichlorophenylacetic acid	82	(37 - 116)

NOTE(S):

Calculations are performed before rounding to avoid round-off errors in calculated results.

LABORATORY CONTROL SAMPLE EVALUATION REPORT

GC Semivolatiles

Client Lot #...: 9F11135
LCS Lot-Sample#: A9F180000-030
Prep Date.....: 06/18/09
Prep Batch #...: 9169030
Dilution Factor: 1
Initial Wgt/Vol: 100 mL

Work Order #...: LE5Q61AC-LCS
LE5Q61AD-LCSD
Analysis Date..: 06/23/09

Matrix.....: SOLID

Final Wgt/Vol..: 10 mL

PARAMETER	PERCENT RECOVERY	RECOVERY LIMITS	RPD	RPD LIMITS	METHOD
2,4-D	75	(35 - 136)			SW846 8151A
	81	(35 - 136)	6.6	(0-50)	SW846 8151A
2,4,5-TP (Silvex)	80	(46 - 112)			SW846 8151A
	84	(46 - 112)	5.0	(0-63)	SW846 8151A

SURROGATE	PERCENT RECOVERY	RECOVERY LIMITS
2,4-Dichlorophenylacetic acid	76	(37 - 116)
	77	(37 - 116)

NOTE(S):

Calculations are performed before rounding to avoid round-off errors in calculated results.

Bold print denotes control parameters

LABORATORY CONTROL SAMPLE DATA REPORT

GC Semivolatiles

Client Lot #...: 9F11135
Work Order #...: LE5Q61AC-LCS
Matrix.....: SOLID
LCS Lot-Sample#: A9F180000-030
LE5Q61AD-LCSD
Prep Date.....: 06/18/09
Analysis Date..: 06/23/09
Prep Batch #...: 9169030
Dilution Factor: 1
Final Wgt/Vol..: 10 mL
Initial Wgt/Vol: 100 mL

PARAMETER	SPIKE AMOUNT	MEASURED AMOUNT	UNITS	PERCENT RECOVERY	RPD	METHOD
2,4-D	0.020	0.015	mg/L	75		SW846 8151A
	0.020	0.016	mg/L	81	6.6	SW846 8151A
2,4,5-TP (Silvex)	0.0050	0.0040	mg/L	80		SW846 8151A
	0.0050	0.0042	mg/L	84	5.0	SW846 8151A

SURROGATE	PERCENT RECOVERY	RECOVERY LIMITS
2,4-Dichlorophenylacetic acid	76	(37 - 116)
	77	(37 - 116)

NOTE(S):

Calculations are performed before rounding to avoid round-off errors in calculated results.

Bold print denotes control parameters

SW846 8151A SURROGATE RECOVERY

Lab Name: TestAmerica Laboratories, Inc. Client: Tetra Tech NUS, Inc

Lab Code: TALCAN SDG No: 9F11135

Lot #: A9F120214

Extraction: XXA64QS01

	CLIENT ID.	SRG01	TOT OUT
01	ILSD-11	80	00
02	ILSD-18	79	00
03	MHSD-4	76	00
04	METHOD BLK. LE5Q61AA	82	00
05	LCS LE5Q61AC	76	00
06	LCSD LE5Q61AD	77	00

SURROGATES		QC LIMITS
SRG01	= 2,4-Dichlorophenylacetic acid	(37-116)

\# Column to be used to flag recovery values
* Values outside of required QC Limits
D System monitoring Compound diluted out

FORM II

TestAmerica North Canton

INITIAL CALIBRATION DATA

Start Cal Date : 29-MAY-2009 07:07
End Cal Date : 29-MAY-2009 08:55
Quant Method : ESTD
Origin : None
Target Version : 4.14
Integrator : Falcon
Method file : \\cansvr11\dd\chem\GCS\a2hp1.i\90529IC-1.b\HERB.m
Last Edit : 29-May-2009 18:34 lawrencer
Curve Type : Average

Calibration File Names:
Level 1: \\cansvr11\dd\chem\GCS\a2hp1.i\90529IC-1.b\003F0301.D
Level 2: \\cansvr11\dd\chem\GCS\a2hp1.i\90529IC-1.b\004F0401.D
Level 3: \\cansvr11\dd\chem\GCS\a2hp1.i\90529IC-1.b\005F0501.D
Level 4: \\cansvr11\dd\chem\GCS\a2hp1.i\90529IC-1.b\006F0601.D
Level 5: \\cansvr11\dd\chem\GCS\a2hp1.i\90529IC-1.b\007F0701.D
Level 6: \\cansvr11\dd\chem\GCS\a2hp1.i\90529IC-1.b\008F0801.D

Compound	0.01000 Level 1	0.02000 Level 2	0.04000 Level 3	0.08000 Level 4	0.16000 Level 5	0.32000 Level 6	___ RRF	% RSD	
1 Dalapon	39001700	37562400	32124825	32207613	30712688	28195081	33300718	12.454	
3 Dicamba	52248800	51874900	44990750	46750238	47675675	40936322	47412781	9.028	
4 MCPP	36601	39024	32688	32377	31637	25919	33041	13.651	
5 MCPA	95345	99390	82754	82641	79491	62510	83855	15.169	
6 Dichloroprop	23578450	23349875	19631550	19686956	20452238	16381680	20513458	13.076	
7 2,4 D	9947100	10155200	8799700	9351744	10073375	8427805	9459154	7.638	
8 Pentachlorophenol	*****	*****	*****	*****	*****	*****	*****	*****	<-
9 2,4,5 TP (Silvex)	127709400	130521300	115013300	125144775	137316813	115062794	125128064	7.039	
10 2,4,5 -T	105754400	111301000	96540150	106100850	120312838	101931931	106990195	7.630	
11 2,4 DB	10081350	11092375	9551300	10623975	11928594	10653914	10655251	7.695	
12 Dinoseb	32358333	31953500	26868083	28651333	30505146	25084135	29236755	9.905	
13 Picloram	*****	*****	*****	*****	*****	*****	*****	*****	<-
$ 2 DCAA -	12513400	12124125	10023688	10010488	10060459	8511094	10540542	14.261	

TestAmerica North Canton

INITIAL CALIBRATION DATA

Start Cal Date : 29-MAY-2009 07:07
End Cal Date : 29-MAY-2009 08:55
Quant Method : ESTD
Origin : None
Target Version : 4.14
Integrator : Falcon
Method file : \\cansvr11\dd\chem\GCS\a2hp1.i\90529IC-1.b\HERB.m\HERBR.m
Last Edit : 29-May-2009 18:34 lawrencer
Curve Type : Average

Calibration File Names:
Level 1: \\cansvr11\dd\chem\GCS\a2hp1.i\90529IC-1.b\90529IC-1.b\003F0301.D
Level 2: \\cansvr11\dd\chem\GCS\a2hp1.i\90529IC-1.b\90529IC-1.b\004F0401.D
Level 3: \\cansvr11\dd\chem\GCS\a2hp1.i\90529IC-1.b\90529IC-1.b\005F0501.D
Level 4: \\cansvr11\dd\chem\GCS\a2hp1.i\90529IC-1.b\90529IC-1.b\006F0601.D
Level 5: \\cansvr11\dd\chem\GCS\a2hp1.i\90529IC-1.b\90529IC-1.b\007F0701.D
Level 6: \\cansvr11\dd\chem\GCS\a2hp1.i\90529IC-1.b\90529IC-1.b\008F0801.D

Compound	0.01000 Level 1	0.02000 Level 2	0.04000 Level 3	0.08000 Level 4	0.16000 Level 5	0.32000 Level 6	RRF	% RSD	
1 Dalapon	22263000	21690250	18544025	19029913	18030025	16712169	19378230	11.166	
3 Dicamba	49922900	50119050	42799900	44455475	45764881	38650515	45285454	9.675	
4 MCPP	27739	31001	27846	29575	31245	26788	29032	6.386	
5 MCPA	45071	46264	39213	40256	41815	35412	41339	9.629	
6 Dichloroprop	22613400	22435025	18973663	19423225	19799778	16621825	19977819	11.325	
7 2,4 D	25030400	25605675	22790763	23379338	24189213	20035241	23505105	8.460	
8 Pentachlorophenol	*****	*****	*****	*****	*****	*****	*****	*****	<-
9 2,4,5 TP (Silvex)	48995000	50205400	44062950	47217550	51260413	42690713	47405338	7.226	
10 2,4,5 -T	103553200	107695700	96824850	107732525	118808150	101666525	106046825	7.042	
11 2,4 DB	10981200	11848325	9918825	10533825	11868231	10350448	10916809	7.374	
12 Dinoseb	83808333	88223167	76089250	81693333	86997958	72667760	81579967	7.517	
13 Picloram	*****	*****	*****	*****	*****	*****	*****	*****	<-
$ 2 DCAA	12282500	12019025	9998425	10152863	10450022	8964097	10644489	11.952	

TestAmerica North Canton

CONTINUING CALIBRATION COMPOUNDS

Instrument ID: a2hp1.i Injection Date: 23-JUN-2009 10:23
Lab File ID: 003F0301.D Init. Cal. Date(s): 29-MAY-2009 05-JUN-2009
Analysis Type: Init. Cal. Times: 07:07 16:23
Lab Sample ID: HERB3 Quant Type: ESTD
Method: \\cansvr11\dd\chem\GCS\a2hp1.i\90623-1.b\HERB.m

COMPOUND	RRF / AMOUNT	RF0.040	MIN RRF	%D / %DRIFT	MAX %D / %DRIFT	CURVE TYPE	
1 Dalapon	33300718	36286350	0.010	-8.96567	15.00000	Averaged	
$ 2 DCAA	10540542	10635750	0.010	-0.90325	15.00000	Averaged	
3 Dicamba	47412781	47782225	0.010	-0.77921	15.00000	Averaged	
4 MCPP	33041	34816	0.010	-5.37287	15.00000	Averaged	
5 MCPA	83855	90955	0.010	-8.46655	15.00000	Averaged	
6 Dichloroprop	20513458	21244600	0.010	-3.56421	15.00000	Averaged	
7 2,4 D	9459154	9651163	0.010	-2.02987	15.00000	Averaged	
9 2,4,5 TP (Silvex)	125128064	125999050	0.010	-0.69608	15.00000	Averaged	
10 2,4,5 -T	106990195	114686050	0.010	-7.19305	15.00000	Averaged	
11 2,4 DB	10655251	12558625	0.010	-17.86325	15.00000	Averaged	<-
12 Dinoseb	29236755	30343250	0.010	-3.78460	15.00000	Averaged	

Average %D / Drift Results.

Calculated Average %D/Drift = 5.41987
Maximun Average %D/Drift = 15.00000
* Passed Average %D/Drift Test.

TestAmerica North Canton

CONTINUING CALIBRATION COMPOUNDS

Instrument ID: a2hp1.i Injection Date: 23-JUN-2009 15:28
Lab File ID: 017F1701.D Init. Cal. Date(s): 29-MAY-2009 05-JUN-2009
Analysis Type: Init. Cal. Times: 07:07 16:23
Lab Sample ID: HERB3 Quant Type: ESTD
Method: \\cansvr11\dd\chem\GCS\a2hp1.i\90623-1.b\HERB.m

COMPOUND	RRF / AMOUNT	RF0.040	MIN RRF	%D / %DRIFT	MAX %D / %DRIFT	CURVE TYPE
1 Dalapon	33300718	37160075	0.010	-11.58941	15.00000	Averaged
$ 2 DCAA	10540542	10728150	0.010	-1.77987	15.00000	Averaged
3 Dicamba	47412781	4747892S	0.010	-0.13951	15.00000	Averaged
4 MCPP	33041	33937	0.010	-2.71292	15.00000	Averaged
5 MCPA	83855	87649	0.010	-4.52360	15.00000	Averaged
6 Dichloroprop	20513458	20865138	0.010	-1.71438	15.00000	Averaged
7 2,4 D	9459154	10142250	0.010	-7.22153	15.00000	Averaged
9 2,4,5 TP (Silvex)	125128064	12071680O	0.010	3.52540	15.00000	Averaged
10 2,4,5 -T	106990195	11040285O	0.010	-3.18969	15.00000	Averaged
11 2,4 DB	10655251	12194463	0.010	-14.44556	15.00000	Averaged
12 Dinoseb	29236755	29719250	0.010	-1.65030	15.00000	Averaged

Average %D / Drift Results.

Calculated Average %D/Drift = 4.77202
Maximun Average %D/Drift = 15.00000
* Passed Average %D/Drift Test.

TestAmerica North Canton

CONTINUING CALIBRATION COMPOUNDS

Instrument ID: a2hp1.i
Lab File ID: 003F0301.D
Analysis Type:
Lab Sample ID: HERB3
Method: \\cansvr11\dd\chem\GCS\a2hp1.i\90623-1.b\HERB.m\HERBR.m

Injection Date: 23-JUN-2009 10:23
Init. Cal. Date(s): 29-MAY-2009 05-JUN-2009
Init. Cal. Times: 07:07 16:23
Quant Type: ESTD

COMPOUND	RRF / AMOUNT	RF0.040	MIN RRF	%D / %DRIFT	MAX %D / %DRIFT	CURVE TYPE	
1 Dalapon	19378230	21279375	0.010	-9.81072	15.00000	Averaged	
$ 2 DCAA	10644489	10835075	0.010	-1.79047	15.00000	Averaged	
3 Dicamba	45285454	45960375	0.010	-1.49037	15.00000	Averaged	
4 MCPP	29032	30680	0.010	-5.67578	15.00000	Averaged	
5 MCPA	41339	44176	0.010	-6.86494	15.00000	Averaged	
6 Dichloroprop	19977819	20566863	0.010	-2.94849	15.00000	Averaged	
7 2,4 D	23505105	26222200	0.010	-11.55960	15.00000	Averaged	
9 2,4,5 TP (Silvex)	47405338	48212550	0.010	-1.70279	15.00000	Averaged	
10 2,4,5 -T	106046825	116902600	0.010	-10.23678	15.00000	Averaged	
11 2,4 DB	10916809	12864738	0.010	-17.84339	15.00000	Averaged	<-
12 Dinoseb	81579967	87904167	0.010	-7.75215	15.00000	Averaged	

Average %D / Drift Results.

Calculated Average %D/Drift = 7.06141
Maximun Average %D/Drift = 15.00000
* Passed Average %D/Drift Test.

TestAmerica North Canton

CONTINUING CALIBRATION COMPOUNDS

Instrument ID: a2hp1.i Injection Date: 23-JUN-2009 15:28
Lab File ID: 017F1701.D Init. Cal. Date(s): 29-MAY-2009 05-JUN-2009
Analysis Type: Init. Cal. Times: 07:07 16:23
Lab Sample ID: HERB3 Quant Type: ESTD
Method: \\cansvr11\dd\chem\GCS\a2hp1.i\90623-1.b\HERB.m\HERBR.m

COMPOUND	RRF / AMOUNT	RF0.040	MIN RRF	%D / %DRIFT	MAX %D / %DRIFT	CURVE TYPE	
1 Dalapon	19378230	228835	0.010	-15.01747	15.00000	Averaged	<-
$ 2 DCAA	10644489	1115041	0.010	-4.75292	15.00000	Averaged	
3 Dicamba	45285454	4632665	0.010	-2.29918	15.00000	Averaged	
4 MCPP	29032	30216	0.010	-4.07627	15.00000	Averaged	
5 MCPA	41339	43752	0.010	-5.83836	15.00000	Averaged	
6 Dichloroprop	19977819	2052552	0.010	-2.74157	15.00000	Averaged	
7 2,4 D	23505105	2476050	0.010	-5.34095	15.00000	Averaged	
9 2,4,5 TP (Silvex)	47405338	4830490	0.010	-1.89760	15.00000	Averaged	
10 2,4,5 -T	106046825	10806650	0.010	-1.90451	15.00000	Averaged	
11 2,4 DB	10916809	1253346	0.010	-14.80885	15.00000	Averaged	
12 Dinoseb	81579967	8502608	0.010	-4.22422	15.00000	Averaged	

Average %D / Drift Results.

Calculated Average %D/Drift = 5.71835
Maximun Average %D/Drift = 15.00000
* Passed Average %D/Drift Test.

FORM 8
HERBICIDE ANALYTICAL SEQUENCE

Lab Name: NORTH CANTON Contract:

Lab Code: TALCAN Case No.: SAS No.: SDG No.: 9F11135

GC Column: CLPII ID: 0.53 (mm) Init. Calib. Date(s): 05/29/09 06/05/09

Instrument ID: A2HP1

THE ANALYTICAL SEQUENCE OF PERFORMANCE EVALUATION MIXTURES, BLANKS, SAMPLES, AND STANDARDS IS GIVEN BELOW:

MEAN SURROGATE RT FROM INITIAL CALIBRATION
S1 : 6.46

	CLIENT SAMPLE NO.	LAB SAMPLE ID	DATE ANALYZED	TIME ANALYZED	S1 RT	#	RT	#
01		HERB3	06/23/09	1023	6.47			
02	ILSD-11	LETQE1A8	06/23/09	1234	6.47			
03	ILSD-18	LETQN1AK	06/23/09	1256	6.47			
04	MHSD-4	LETQW1AK	06/23/09	1317	6.47			
05	LE5Q6BLK	LE5Q61AA	06/23/09	1423	6.47			
06	LE5Q6CHK	LE5Q61AC	06/23/09	1445	6.47			
07	LE5Q6CKDUP	LE5Q61AD	06/23/09	1506	6.47			
08		HERB3	06/23/09	1528	6.46			
09								
10								
11								
12								
13								
14								
15								
16								
17								
18								
19								
20								
21								
22								
23								
24								
25								
26								
27								
28								
29								
30								
31								
32								

QC LIMITS
(+/- 0.02 MINUTES)

S1 = DCAA

Column used to flag retention time values with an asterisk.
* Values outside of QC limits.

Tetra Tech NUS **INTERNAL CORRESPONDENCE**

TO: D. MURALI **DATE:** JULY 28, 2009

FROM: LEANNE M. GANSER **COPIES:** DV FILE

SUBJECT: INORGANIC DATA VALIDATION – TOTAL METALS, TCLP METALS, CORROSIVITY, CYANIDE, FLASHPOINT, AND REACTIVE SULFIDE
LOCKHEED MARTIN
SAMPLE DELIVERY GROUP (SDG) – 9F11135

SAMPLES: 16/Sediment/

ILSD-10	ILSD-11	ILSD-12	ILSD-14
ILSD-14D	ILSD-15	ILSD-16	ILSD-18
ILSD-19	ILSD-20	ILSD-4	ILSD-7
ILSD-8	MHSD-4	MHSD-7	MHSD-7A

Overview

The sample set for Lockheed Martin, SDG 9F11135 consists of sixteen (16) sediment environmental samples. One field duplicate pair was included within this SDG: ILSD-14/ ILSD-14D.

All environmental samples were analyzed for nineteen total metals. Samples ILSD-11, ILSD-18, and MHSD-4 were also analyzed for eight TCLP metals, corrosivity, cyanide, flashpoint, and reactive sulfide. The samples were collected by Tetra Tech NUS on June 10-11, 2009 and analyzed by Test America. All analyses were conducted in accordance with SW-846 methods 6010B for metals, 7471A for mercury, 9045C for corrosivity, 9012A for cyanide, 1010 for flashpoint, and 9030B/9034 for sulfides.

The inorganic data contained in this SDG were validated with regard to the following parameters: The data review was based on data completeness, holding times, ICP/MS tune, calibration data, laboratory method/preparation blanks, interference check sample (ICS) results, laboratory control sample (LCS) results, laboratory duplicate results, matrix spike results, ICP serial dilution results, ICP/MS internal standard recoveries, field duplicate results, detection limits and analyte quantitation.

Areas of concern with respect to data quality are listed below.

Major Problems -None.

Minor Problems

- The contract required detection limit (CRDL) percent recoveries for total iron and silver were outside the quality control limits of 90 to 110 % affecting samples ILSD-12, ILSD-14, ILSD-14D, ILSD-4, and ILSD-8. The positive results <2X CRDL for total silver were qualified as biased high, "K". Qualifications were not necessary for total iron as all results were >2X CRDL.

- The contract required detection limit (CRDL) percent recoveries for total barium, iron, silver, and vanadium were outside the quality control limits of 90 to 110 % affecting samples ILSD-10, ILSD-11, ILSD-15, ILSD-16, ILSD-18, ILSD-19, ILSD-20, ILSD-7, MHSD-4, MHSD-7, and MHSD-7A. The positive results for total barium and vanadium were qualified as biased low, "L". The positive results <2X CRDL for total silver were qualified as biased high, "K". Qualifications were not necessary for total barium, iron, and vanadium as the results were >2X CRDL.

- The following contaminants were detected in the laboratory method/preparation blanks at the following maximum concentrations:

Affecting total metal analysis:

Analyte	Maximum Concentration	Action Level (mg/kg)
Antimony[4]	0.19 ug/L	0.095
Antimony[5]	0.13 ug/L	0.065
Arsenic[1]	0.041 mg/kg	0.205
Barium[1]	0.066 mg/kg	0.33
Barium[2]	0.13 mg/kg	0.65
Beryllium[4]	0.073 ug/L	0.0365
Cadmium[3]	0.032 ug/L	0.016
Cadmium[4]	0.077 ug/L	0.0385
Chromium[1]	0.034 mg/kg	0.17
Chromium[2]	0.076 mg/kg	0.38
Cobalt[3]	0.039 ug/L	0.0195
Cobalt[4]	0.094 ug/L	0.047
Copper[1]	0.068 mg/kg	0.34
Copper[2]	0.15 mg/kg	0.75
Iron[1]	3.8 mg/kg	19
Iron[4]	37.5 ug/L	18.75
Lead[1]	0.023 mg/kg	0.115
Lead[2]	0.0058 mg/kg	0.029
Lead[5]	0.26 ug/L	0.13
Manganese[1]	0.066 mg/kg	0.33
Manganese[2]	0.10 mg/kg	0.50
Molybdenum[4]	0.76 ug/L	0.38
Nickel[2]	0.04 mg/kg	0.2
Silver[3]	0.039 ug/L	0.0195
Silver[4]	0.07 ug/L	0.035
Thallium[3]	0.14 ug/L	0.07
Thallium[4]	0.2 ug/L	0.1
Thallium[5]	0.26 ug/L	0.13
Zinc[1]	0.26 mg/kg	1.3
Zinc[2]	0.81 mg/kg	4.05

Affecting TCLP metal analysis:

Analyte	Maximum Concentration	Action Level (mg/L)
Barium[6]	0.0039 mg/L	0.0195
Selenium	5.3 ug/L	0.0265

(1) Maximum concentration present in preparation blank 9163022 affecting samples ILSD-12, ILSD-14, ILSD-14D, ILSD-4, and ILSD-8.

(2) Maximum concentration present in preparation blank 9167027 affecting samples ILSD-10, ILSD-11, ILSD-15, ILSD-16, ILSD-18, ILSD-19, ILSD-20, ILSD-7, MHSD-4, MHSD-7, and MHSD-7A.
(3) Maximum concentration affecting samples ILSD-12, ILSD-14, ILSD-14D, ILSD-4, and ILSD-8.
(4) Maximum concentration affecting samples ILSD-10, ILSD-11, ILSD-15, ILSD-16, ILSD-18, ILSD-19, ILSD-20, ILSD-7, MHSD-4, MHSD-7, and MHSD-7A.
(5) Maximum concentration affecting samples ILSD-10, MHSD-7A, and ILSD-7.
(6) Maximum concentration present in a preparation blank.

An action level of 5X the maximum contaminant level has been used to evaluate sample data for blank contamination. Sample aliquot, percent solids and dilution factors, if applicable, were taken into consideration when evaluating for blank contamination. Positive results less than the blank action level reported for antimony, silver, and thallium were qualified "B" as a result of laboratory blank contamination.

- For total metal analysis, the interfering analyte iron was present in samples ILSD-12, ILSD-14, ILSD-14D, ILSD-4, and ILSD-8 at a concentration that was comparable to the level of iron in the Interference Check Sample (ICS) solution. Several analytes, namely, arsenic, barium, cadmium, chromium, cobalt, copper, lead, manganese, nickel, and zinc were present in the ICS solution at a concentration that exceeded the absolute value of the Instrument Detection Limit (IDL). Interference effects exist for cadmium in samples ILSD-8 and ILSD-12 and for arsenic in sample ILSD-12. The positive results for cadmium in samples ILSD-8 and ILSD-12 were qualified as biased low, "L". The positive result for arsenic in sample ILSD-12 was qualified as biased high, "K".

- For total metal analysis, the interfering analyte iron was present in samples ILSD-10, ILSD-11, ILSD-15, ILSD-16, ILSD-18, ILSD-19, ILSD-20, ILSD-7, MHSD-4, MHSD-7, and MHSD-7A at a concentration that was comparable to the level of iron in the Interference Check Sample (ICS) solution. Several analytes, namely, antimony, arsenic, barium, cadmium, chromium, copper, lead, manganese, nickel, and zinc were present in the ICS solution at a concentration that exceeded the absolute value of the Instrument Detection Limit (IDL). Interference effects exist for cadmium in sample ILSD-20. The positive result for cadmium in sample ILSD-20 was qualified as biased low, "L".

- For total metal analysis, the matrix spike (MS) percent recoveries for antimony, arsenic, cadmium, cobalt, and silver were < 75% quality control limits affecting samples ILSD-12, ILSD-14, ILSD-14D, ILSD-4, and ILSD-8. Results for the aforementioned compounds were qualified as biased low, "L", in the affected samples. Antimony, cobalt, and silver were qualified as estimated, "J", several samples due to conflicting noncompliances. Silver in sample ILSD-8 was previously qualified for blank contamination.

- For total metal analysis, the MS percent recoveries for mercury were >125% quality control limits affecting samples ILSD-12, ILSD-14, ILSD-14D, ILSD-4, and ILSD-8. Results for mercury were qualified as biased high, "K", in the affected samples.

- For total metal analysis, the MS percent recoveries for antimony, chromium, and selenium were < 75% quality control limits affecting samples ILSD-10, ILSD-11, ILSD-15, ILSD-16, ILSD-18, ILSD-19, ILSD-20, ILSD-7, MHSD-4, MHSD-7, and MHSD-7A. Results for the aforementioned compounds were qualified as biased low, "L", in the affected samples. Results for chromium were qualified as estimated, "J", due to conflicting noncompliances. Antimony was previously qualified for blank contamination in sample ILSD-10.

- For total metal analysis, the MS percent recoveries for copper and nickel were >125% quality control limits affecting samples ILSD-10, ILSD-11, ILSD-15, ILSD-16, ILSD-18, ILSD-19, ILSD-20, ILSD-7, MHSD-4, MHSD-7, and MHSD-7A. Results for copper were qualified as

biased high, "K", in the affected samples. Results for nickel were qualified as estimated, "J", due to conflicting noncompliances.

- For total metal analysis, the laboratory control sample (LCS) percent recovery for selenium was <80% quality control limit. The positive results reported for selenium were qualified as biased low, "L" in all samples.

- For total metal analysis, sample duplicate imprecision was noted for barium, iron, molybdenum, and silver affecting samples ILSD-12, ILSD-14, ILSD-14D, ILSD-4, and ILSD-8. The results for the aforementioned compounds were qualified as estimated, "J", except for silver in sample ILSD-8 which was previously qualified for blank contamination.

- For total metal analysis, sample duplicate imprecision was noted for barium, chromium, iron, manganese, and vanadium affecting samples ILSD-10, ILSD-11, ILSD-15, ILSD-16, ILSD-18, ILSD-19, ILSD-20, ILSD-7, MHSD-4, MHSD-7, and MHSD-7A. The results for the aforementioned compounds were qualified as estimated, "J"

- Field duplicate imprecision was noted for barium, chromium, cobalt, lead, nickel, vanadium, and zinc in sample pair ILSD-14/ILSD-14D. Results for chromium, manganese, and vanadium were qualified as estimated, "J", in all samples.

Notes

For TCLP metal analysis, the matrix spike was performed on a sample not included in this SDG. No qualifications were made based on the matrix spike results.

Serial dilution forms were not provided for this SDG as the serial dilutions were performed on samples not included in this SDG.

Executive Summary

Laboratory Performance: The CRDL percent recoveries were outside of quality control limits for several metals. Several contaminants were blank in the laboratory method/preparation blanks. The interfering analyte iron was present in several samples. LCS percent recovery for selenium was outside of quality control limits. Sample duplicate imprecision was noted for barium, chromium, iron, manganese, molybdenum, silver, and vanadium.

Other Factors Affecting Data Quality: MS percent recoveries for several metals were outside of quality control limits. Field duplicate imprecision was noted for barium, chromium, cobalt, lead, nickel, vanadium, and zinc in sample pair ILSD-14/ILSD-14D.

The data for these analyses were reviewed with reference to the Region III modifications to the "National Functional Guidelines for Inorganic Data Validation", April 1993. The text of this report has been formulated to address only those problem areas affecting data quality.

Tetra Tech NUS
Leanne M. Ganser
Environmental Scientist

Tetra Tech NUS
Joseph A. Samchuck
Quality Assurance Officer

Attachments:

1. Appendix A - Qualified Analytical Results
2. Appendix B - Results as reported by the Laboratory
3. Appendix C - Support Documentation

APPENDIX A
QUALIFIED ANALYTICAL RESULTS

Data Validation Qualifier Codes:

A = Lab Blank Contamination
B = Field Blank Contamination
C = Calibration Noncompliance (e.g. % RSDs, %Ds, ICVs, CCVs, RRFs, etc.)
C01 = GC/MS Tuning Noncompliance
D = MS/MSD Recovery Noncompliance
E = LCS/LCSD Recovery Noncompliance
F = Lab Duplicate Imprecision
G = Field Duplicate Imprecision
H = Holding Time Exceedance
I = ICP Serial Dilution Noncompliance
J = GFAA PDS-GFAA MSA's r < 0.995 / ICP PDS Recovery Noncompliance
K = ICP Interference - includes ICS % R Noncompliance
L = Instrument Calibration Range Exceedance
M = Sample Preservation Noncompliance
N = Internal Standard Noncompliance
N01 = Internal Standard Recovery Noncompliance Dioxins
N02 = Recovery Standard Noncompliance Dioxins
N03 = Clean-up Standard Noncompliance Dioxins
O = Poor Instrument Performance (e.g. base-line drifting)
P = Uncertainty near detection limit (< 2 x IDL for inorganics and <CRQL for organics)
Q = Other problems (can encompass a number of issues; e.g. chromatography,interferences, etc.)
R = Surrogates Recovery Noncompliance
S = Pesticide/PCB Resolution
T = % Breakdown Noncompliance for DDT and Endrin
U = % Difference between columns/detectors >25% for positive results determined via GC/HPLC
V = Non-linear calibrations; correlation coefficient r < 0.995
W = EMPC result
X = Signal to noise response drop
Y = Percent solids <30%
Z = Uncertainty at 2 sigma deviation is greater than sample activity

PROJ_NO: 02135	NSAMPLE	ILSD-10			ILSD-11			ILSD-12			ILSD-14		
SDG: 9F11135	LAB_ID	A9F120214004			A9F120214003			A9F110135003			A9F110135004		
FRACTION: M	SAMP_DATE	6/11/2009			6/11/2009			6/10/2009			6/10/2009		
MEDIA: SEDIMENT	QC_TYPE	NM			NM			NM			NM		
	UNITS	MG/KG			MG/KG			MG/KG			MG/KG		
	PCT_SOLIDS	71.0			38.0			53.0			82.0		
	DUP_OF												
PARAMETER		RESULT	VQL	QLCD	RESULT	VQL	QLCD	RESULT	VQL	QLCD	RESULT	VQL	QLCD
ANTIMONY		0.94	B	A	0.97	L	D	2.2	L	D	2.8	L	D
ARSENIC		2			5.5			3.6	J	DK	1.5	L	D
BARIUM		51	J	FG	63.5	J	FG	76.2	J	FG	143	J	FG
BERYLLIUM		0.59			1.2			0.49			0.23		
CADMIUM		1.8			4.4			1.2	L	DK	1.7	L	D
CHROMIUM		18.3	J	DFG	25	J	DFG	23.9	J	G	30	J	G
COBALT		3.5	J	G	38.7	J	G	66	J	DG	8.9	J	DG
COPPER		15.5	K	D	24.8	K	D	17.6			12.2		
IRON		10200	J	F	38900	J	F	32400	J	F	8730	J	F
LEAD		67.6	J	G	73.9	J	G	27.2	J	G	190	J	G
MANGANESE		322	J	F	203	J	F	5290			161		
MERCURY		0.17			0.2			0.15	K	D	0.37	K	D
MOLYBDENUM		0.68			1			1	J	F	0.59	J	F
NICKEL		21.8	J	DG	36.3	J	DG	21.2	J	G	109	J	G
SELENIUM		0.69	L	DE	2.7	L	DE	1.6	L	E	0.88	L	E
SILVER		0.1		C	0.22		C	0.087	J	CDF	0.058	J	CDF
THALLIUM		0.34	U		0.088	B	A	0.059	B	A	0.027	B	A
VANADIUM		21.1	J	FG	32.9	J	FG	59.2	J	G	10.7	J	G
ZINC		125			647			108			196		

PROJ_NO: 02135	NSAMPLE	ILSD-14D			ILSD-15			ILSD-16			ILSD-18		
SDG: 9F11135	LAB_ID	A9F110135005			A9F120214001			A9F120214002			A9F120214006		
FRACTION: M	SAMP_DATE	6/10/2009			6/11/2009			6/11/2009			6/11/2009		
MEDIA: SEDIMENT	QC_TYPE	NM			NM			NM			NM		
	UNITS	MG/KG			MG/KG			MG/KG			MG/KG		
	PCT_SOLIDS	80.0			77.0			75.0			48.0		
	DUP_OF	ILSD-14											
PARAMETER		RESULT	VQL	QLCD	RESULT	VQL	QLCD	RESULT	VQL	QLCD	RESULT	VQL	QLCD
ANTIMONY		1.6	L	D	0.83	L	D	0.41	L	D	2.7	L	D
ARSENIC		6	L	D	6.2			2.2			4.3		
BARIUM		45.5	J	FG	161	J	FG	105	J	FG	149	J	FG
BERYLLIUM		0.16			0.84			0.64			0.78		
CADMIUM		1.1	L	D	1.4			0.95			9.4		
CHROMIUM		67.6	J	G	48.3	J	DFG	22	J	DFG	84.9	J	DFG
COBALT		2.8	J	DG	10.2	J	G	3.6	J	G	7.1	J	G
COPPER		9.7			33	K	D	31	K	D	41.8	K	D
IRON		8700	J	F	27400	J	F	12800	J	F	15900	J	F
LEAD		50.9	J	G	79.3	J	G	33	J	G	174	J	G
MANGANESE		105			1170	J	F	340	J	F	332	J	F
MERCURY		0.48	K	D	0.21			0.057			0.67		
MOLYBDENUM		0.75	J	F	1			0.91			1.5		
NICKEL		7.2	J	G	50.4	J	DG	11.6	J	DG	29.9	J	DG
SELENIUM		1.7	L	E	0.81	L	DE	0.58	L	DE	0.81	L	DE
SILVER		0.043	J	CDF	0.37	K	C	0.12	K	C	0.78	K	C
THALLIUM		0.018	B	A	0.12	B	A	0.065	B	A	0.043	B	A
VANADIUM		34.1	J	G	265	J	FG	18.9	J	FG	63.4	J	FG
ZINC		82.6			146			278			629		

PROJ_NO: 02135	NSAMPLE	ILSD-19			ILSD-20			ILSD-4			ILSD-7		
SDG: 9F11135	LAB_ID	A9F120214007			A9F120214005			A9F110135001			A9F120214011		
FRACTION: M	SAMP_DATE	6/11/2009			6/11/2009			6/10/2009			6/11/2009		
MEDIA: SEDIMENT	QC_TYPE	NM			NM			NM			NM		
	UNITS	MG/KG			MG/KG			MG/KG			MG/KG		
	PCT_SOLIDS	80.0			79.0			50.0			80.0		
	DUP_OF												
PARAMETER		RESULT	VQL	QLCD	RESULT	VQL	QLCD	RESULT	VQL	QLCD	RESULT	VQL	QLCD
ANTIMONY		0.47	L	D	0.37	L	D	3.9	L	D	152	L	D
ARSENIC		3.2			3.5			7.4	L	D	3.7		
BARIUM		40.7	J	FG	47.8	J	FG	159	J	FG	39.1	J	FG
BERYLLIUM		0.48			0.45			0.93			0.32		
CADMIUM		1.7			0.48	L	K	19.3	L	D	9.3		
CHROMIUM		25.8	J	DFG	19.1	J	DFG	423	J	G	23.6	J	DFG
COBALT		4.8	J	G	4.5	J	G	9.2	J	DG	4.2	J	G
COPPER		12.5	K	D	11.1	K	D	149			49	K	D
IRON		9540	J	F	13800	J	F	40300	J	F	24600	J	F
LEAD		59	J	G	29.9	J	G	376	J	G	10200	J	G
MANGANESE		290	J	F	221	J	F	839			337	J	F
MERCURY		0.14			0.063			0.9	K	D	1.9		
MOLYBDENUM		1.2			0.74			5	J	F	1.9		
NICKEL		10.1	J	DG	8.6	J	DG	119	J	G	10.8	J	DG
SELENIUM		0.43	L	DE	0.53	L	DE	1.5	L	E	0.33	L	DE
SILVER		0.17	K	C	0.074	K	C	15	J	DF	0.51	K	C
THALLIUM		0.13			0.085	B	A	1.2	U		0.3	U	
VANADIUM		23.9	J	FG	27.7	J	FG	538	J	G	26.1	J	FG
ZINC		190			48.4			1280			210		

PROJ_NO: 02135	NSAMPLE	ILSD-8			MHSD-4			MHSD-7			MHSD-7A		
SDG: 9F11135	LAB_ID	A9F110135002			A9F120214008			A9F120214010			A9F120214009		
FRACTION: M	SAMP_DATE	6/10/2009			6/11/2009			6/11/2009			6/11/2009		
MEDIA: SEDIMENT	QC_TYPE	NM			NM			NM			NM		
	UNITS	MG/KG			MG/KG			MG/KG			MG/KG		
	PCT_SOLIDS	73.0			66.0			40.0			69.0		
	DUP_OF												
PARAMETER		RESULT	VQL	QLCD	RESULT	VQL	QLCD	RESULT	VQL	QLCD	RESULT	VQL	QLCD
ANTIMONY		0.044	L	D	1.4	L	D	4.8	L	D	14.3	L	D
ARSENIC		2.2	L	D	3.6			9.2			6.2		
BARIUM		5.7	J	FG	205	J	FG	124	J	FG	245	J	FG
BERYLLIUM		0.096			0.71			4.5			1.3		
CADMIUM		0.078	L	DK	1.7			5.5			4.9		
CHROMIUM		4.8	J	G	47.2	J	DFG	120	J	DFG	74.1	J	DFG
COBALT		1.8	J	DG	5.6	J	G	29.5	J	G	5.2	J	G
COPPER		5.9			14.9	K	D	59.4	K	D	31.5	K	D
IRON		4840	J	F	11700	J	F	53300	J	F	15700	J	F
LEAD		2.5	J	G	198	J	G	235	J	G	163	J	G
MANGANESE		119			254	J	F	328	J	F	1320	J	F
MERCURY		0.069	K	D	0.35			0.95			0.027		
MOLYBDENUM		0.7	J	F	1.2			3.3			3.1		
NICKEL		6.1	J	G	14.5	J	DG	50	J	DG	28.9	J	DG
SELENIUM		0.25	L	E	0.44	L	DE	2.1	L	DE	0.96	L	DE
SILVER		0.012	B	A	0.13	K	C	0.5	K	C	0.33	K	C
THALLIUM		0.08	B	A	0.034	B	A	0.18	B	A	0.35	U	
VANADIUM		6.1	J	G	21.6	J	FG	160	J	FG	82.5	J	FG
ZINC		16.4			317			527			424		

PROJ_NO: 02135	NSAMPLE	ILSD-11			ILSD-18			MHSD-4		
SDG: 9F11135	LAB_ID	A9F120214003			A9F120214006			A9F120214008		
FRACTION: TCLPM	SAMP_DATE	6/11/2009			6/11/2009			6/11/2009		
MEDIA: SEDIMENT	QC_TYPE	NM			NM			NM		
	UNITS	MG/L			MG/L			MG/L		
	PCT_SOLIDS	38.0			48.0			66.0		
	DUP_OF									
PARAMETER		RESULT	VQL	QLCD	RESULT	VQL	QLCD	RESULT	VQL	QLCD
ARSENIC		0.0047			0.019			0.0055		
BARIUM		0.57			0.74			0.95		
CADMIUM		0.0094			0.095			0.011		
CHROMIUM		0.0037			0.029			0.0055		
LEAD		0.1			0.76			0.26		
MERCURY		0.00012	U		0.00012	U		0.00014		
SELENIUM		0.0041	U		0.0055	B	A	0.0073	B	A
SILVER		0.0022	U		0.0022	U		0.0022	U	

PROJ_NO: 02135	NSAMPLE	ILSD-11									ILSD-18		
SDG: 9F11135	LAB_ID	A9F120214003									A9F120214006		
FRACTION: MISC	SAMP_DATE	6/11/2009									6/11/2009		
MEDIA: SEDIMENT	QC_TYPE	NM									NM		
	UNITS	F			MG/KG			S.U.			F		
	PCT_SOLIDS	38.0			38.0			38.0			48.0		
	DUP_OF												
PARAMETER		RESULT	VQL	QLCD	RESULT	VQL	QLCD	RESULT	VQL	QLCD	RESULT	VQL	QLCD
CORROSIVITY								6.4					
CYANIDE					2.7								
FLASHPOINT		180	>								180	>	
REACTIVE SULFIDE					166								

PROJ_NO: 02135	NSAMPLE	ILSD-18						MHSD-4					
SDG: 9F11135	LAB_ID	A9F120214006						A9F120214008					
FRACTION: MISC	SAMP_DATE	6/11/2009						6/11/2009					
MEDIA: SEDIMENT	QC_TYPE	NM						NM					
	UNITS	MG/KG			S.U.			F			MG/KG		
	PCT_SOLIDS	48.0			48.0			66.0			66.0		
	DUP_OF												
PARAMETER		RESULT	VQL	QLCD	RESULT	VQL	QLCD	RESULT	VQL	QLCD	RESULT	VQL	QLCD
CORROSIVITY					7.1								
CYANIDE		0.36	B								0.31	B	
FLASHPOINT								180	>				
REACTIVE SULFIDE		179									193		

PROJ_NO: 02135	NSAMPLE	MHSD-4		
SDG: 9F11135	LAB_ID	A9F120214008		
FRACTION: MISC	SAMP_DATE	6/11/2009		
MEDIA: SEDIMENT	QC_TYPE	NM		
	UNITS	S.U.		
	PCT_SOLIDS	66.0		
	DUP_OF			
PARAMETER		RESULT	VQL	QLCD
CORROSIVITY		7.7		
CYANIDE				
FLASHPOINT				
REACTIVE SULFIDE				

APPENDIX B
RESULTS AS REPORTED BY THE LABORATORY

Tetra Tech NUS, Inc

Client Sample ID: ILSD-10

TOTAL Metals

Lot-Sample #...: A9F120214-004 Matrix.....: SO
Date Sampled...: 06/11/09 13:40 Date Received..: 06/12/09
% Moisture.....: 29

PARAMETER	RESULT	REPORTING LIMIT	UNITS	METHOD	PREPARATION-ANALYSIS DATE	WORK ORDER #
Prep Batch #...: 9167027						
Silver	0.10 B	0.14	mg/kg	SW846 6020	06/16-06/22/09	LETQK1A0
		Dilution Factor: 1		Analysis Time..: 16:26	Analyst ID.....: 002260	
		Instrument ID..: I8		MDL.....: 0.0046		
Arsenic	2.0	0.70	mg/kg	SW846 6020	06/16-06/22/09	LETQK1AK
		Dilution Factor: 1		Analysis Time..: 16:26	Analyst ID.....: 002260	
		Instrument ID..: I8		MDL.....: 0.029		
Barium	51.0 J	2.8	mg/kg	SW846 6020	06/16-06/23/09	LETQK1AL
		Dilution Factor: 20		Analysis Time..: 14:07	Analyst ID.....: 002260	
		Instrument ID..: I8		MDL.....: 0.15		
Beryllium	0.59	0.14	mg/kg	SW846 6020	06/16-06/22/09	LETQK1AM
		Dilution Factor: 1		Analysis Time..: 16:26	Analyst ID.....: 002260	
		Instrument ID..: I8		MDL.....: 0.0052		
Cadmium	1.8	0.14	mg/kg	SW846 6020	06/16-06/22/09	LETQK1AA
		Dilution Factor: 1		Analysis Time..: 16:26	Analyst ID.....: 002260	
		Instrument ID..: I8		MDL.....: 0.0038		
Cobalt	3.5	0.14	mg/kg	SW846 6020	06/16-06/22/09	LETQK1AC
		Dilution Factor: 1		Analysis Time..: 16:26	Analyst ID.....: 002260	
		Instrument ID..: I8		MDL.....: 0.0046		
Chromium	18.3 J	0.28	mg/kg	SW846 6020	06/16-06/22/09	LETQK1A1
		Dilution Factor: 1		Analysis Time..: 16:26	Analyst ID.....: 002260	
		Instrument ID..: I8		MDL.....: 0.0093		
Copper	15.5 J	0.28	mg/kg	SW846 6020	06/16-06/22/09	LETQK1AD
		Dilution Factor: 1		Analysis Time..: 16:26	Analyst ID.....: 002260	
		Instrument ID..: I8		MDL.....: 0.0090		
Iron	10200 J	14.0	mg/kg	SW846 6020	06/16-06/22/09	LETQK1AR
		Dilution Factor: 1		Analysis Time..: 16:26	Analyst ID.....: 002260	
		Instrument ID..: I8		MDL.....: 1.5		
Mercury	0.17	0.14	mg/kg	SW846 7471A	06/16/09	LETQK1A2
		Dilution Factor: 1		Analysis Time..: 16:35	Analyst ID.....: 001576	
		Instrument ID..: H1		MDL.....: 0.023		

(Continued on next page)

Tetra Tech NUS, Inc

Client Sample ID: ILSD-10

TOTAL Metals

Lot-Sample #...: A9F120214-004 Matrix.....: SO

PARAMETER	RESULT	REPORTING LIMIT	UNITS	METHOD	PREPARATION-ANALYSIS DATE	WORK ORDER #
Manganese	322 J	2.1	mg/kg	SW846 6020	06/16-06/22/09	LETQK1AU
		Dilution Factor: 1		Analysis Time..: 16:26	Analyst ID.....: 002260	
		Instrument ID..: I8		MDL.....: 0.020		
Molybdenum	0.68	0.28	mg/kg	SW846 6020	06/16-06/22/09	LETQK1AV
		Dilution Factor: 1		Analysis Time..: 16:26	Analyst ID.....: 002260	
		Instrument ID..: I8		MDL.....: 0.028		
Nickel	21.8 J	0.14	mg/kg	SW846 6020	06/16-06/22/09	LETQK1AW
		Dilution Factor: 1		Analysis Time..: 16:26	Analyst ID.....: 002260	
		Instrument ID..: I8		MDL.....: 0.014		
Lead	67.6 J	2.8	mg/kg	SW846 6020	06/16-06/23/09	LETQK1AT
		Dilution Factor: 20		Analysis Time..: 14:07	Analyst ID.....: 002260	
		Instrument ID..: I8		MDL.....: 0.095		
Antimony	0.94 B,G	5.6	mg/kg	SW846 6020	06/16-06/23/09	LETQK1AJ
		Dilution Factor: 20		Analysis Time..: 14:07	Analyst ID.....: 002260	
		Instrument ID..: I8		MDL.....: 0.15		
Selenium	0.69 B	0.70	mg/kg	SW846 6020	06/16-06/22/09	LETQK1AX
		Dilution Factor: 1		Analysis Time..: 16:26	Analyst ID.....: 002260	
		Instrument ID..: I8		MDL.....: 0.020		
Thallium	ND G	2.8	mg/kg	SW846 6020	06/16-06/23/09	LETQK1AN
		Dilution Factor: 20		Analysis Time..: 14:07	Analyst ID.....: 002260	
		Instrument ID..: I8		MDL.....: 0.34		
Vanadium	21.1	0.70	mg/kg	SW846 6020	06/16-06/22/09	LETQK1AP
		Dilution Factor: 1		Analysis Time..: 16:26	Analyst ID.....: 002260	
		Instrument ID..: I8		MDL.....: 0.084		
Zinc	125 J	1.4	mg/kg	SW846 6020	06/16-06/22/09	LETQK1AQ
		Dilution Factor: 1		Analysis Time..: 16:26	Analyst ID.....: 002260	
		Instrument ID..: I8		MDL.....: 0.12		

NOTE(S):

Results and reporting limits have been adjusted for dry weight.

B Estimated result. Result is less than RL.

J Method blank contamination. The associated method blank contains the target analyte at a reportable level.

G Elevated reporting limit. The reporting limit is elevated due to matrix interference.

Tetra Tech NUS, Inc

Client Sample ID: ILSD-11

TOTAL Metals

Lot-Sample #...: A9F120214-003 Matrix.....: SO
Date Sampled...: 06/11/09 11:50 Date Received..: 06/12/09
% Moisture.....: 62

PARAMETER	RESULT	REPORTING LIMIT	UNITS	METHOD	PREPARATION-ANALYSIS DATE	WORK ORDER #
Prep Batch #...: 9167027						
Silver	0.22 B	0.27	mg/kg	SW846 6020	06/16-06/22/09	LETQE1AV
		Dilution Factor: 1		Analysis Time..: 16:22	Analyst ID.....: 002260	
		Instrument ID..: I8		MDL.....: 0.0088		
Arsenic	5.5	1.3	mg/kg	SW846 6020	06/16-06/22/09	LETQE1AG
		Dilution Factor: 1		Analysis Time..: 16:22	Analyst ID.....: 002260	
		Instrument ID..: I8		MDL.....: 0.056		
Barium	63.5 J	0.27	mg/kg	SW846 6020	06/16-06/22/09	LETQE1AH
		Dilution Factor: 1		Analysis Time..: 16:22	Analyst ID.....: 002260	
		Instrument ID..: I8		MDL.....: 0.014		
Beryllium	1.2	0.27	mg/kg	SW846 6020	06/16-06/22/09	LETQE1AJ
		Dilution Factor: 1		Analysis Time..: 16:22	Analyst ID.....: 002260	
		Instrument ID..: I8		MDL.....: 0.0098		
Cadmium	4.4	0.27	mg/kg	SW846 6020	06/16-06/22/09	LETQE1AK
		Dilution Factor: 1		Analysis Time..: 16:22	Analyst ID.....: 002260	
		Instrument ID..: I8		MDL.....: 0.0072		
Cobalt	38.7	0.27	mg/kg	SW846 6020	06/16-06/22/09	LETQE1AL
		Dilution Factor: 1		Analysis Time..: 16:22	Analyst ID.....: 002260	
		Instrument ID..: I8		MDL.....: 0.0088		
Chromium	25.0 J	0.53	mg/kg	SW846 6020	06/16-06/22/09	LETQE1A1
		Dilution Factor: 1		Analysis Time..: 16:22	Analyst ID.....: 002260	
		Instrument ID..: I8		MDL.....: 0.018		
Copper	24.8 J	0.53	mg/kg	SW846 6020	06/16-06/22/09	LETQE1AM
		Dilution Factor: 1		Analysis Time..: 16:22	Analyst ID.....: 002260	
		Instrument ID..: I8		MDL.....: 0.017		
Iron	38900 J	26.5	mg/kg	SW846 6020	06/16-06/22/09	LETQE1AN
		Dilution Factor: 1		Analysis Time..: 16:22	Analyst ID.....: 002260	
		Instrument ID..: I8		MDL.....: 2.9		
Mercury	0.20 B	0.27	mg/kg	SW846 7471A	06/16/09	LETQE1A2
		Dilution Factor: 1		Analysis Time..: 16:22	Analyst ID.....: 001576	
		Instrument ID..: H1		MDL.....: 0.044		

(Continued on next page)

Tetra Tech NUS, Inc

Client Sample ID: ILSD-11

TOTAL Metals

Lot-Sample #...: A9F120214-003 Matrix.....: SO

PARAMETER	RESULT	REPORTING LIMIT	UNITS	METHOD	PREPARATION-ANALYSIS DATE	WORK ORDER #
Manganese	203 J	4.0	mg/kg	SW846 6020	06/16-06/22/09	LETQE1AQ
		Dilution Factor: 1		Analysis Time..: 16:22	Analyst ID.....: 002260	
		Instrument ID..: I8		MDL.....: 0.037		
Molybdenum	1.0	0.53	mg/kg	SW846 6020	06/16-06/22/09	LETQE1AR
		Dilution Factor: 1		Analysis Time..: 16:22	Analyst ID.....: 002260	
		Instrument ID..: I8		MDL.....: 0.053		
Nickel	36.3 J	0.27	mg/kg	SW846 6020	06/16-06/22/09	LETQE1AT
		Dilution Factor: 1		Analysis Time..: 16:22	Analyst ID.....: 002260	
		Instrument ID..: I8		MDL.....: 0.027		
Lead	73.9 J	0.27	mg/kg	SW846 6020	06/16-06/22/09	LETQE1AP
		Dilution Factor: 1		Analysis Time..: 16:22	Analyst ID.....: 002260	
		Instrument ID..: I8		MDL.....: 0.0090		
Antimony	0.97	0.53	mg/kg	SW846 6020	06/16-06/22/09	LETQE1AF
		Dilution Factor: 1		Analysis Time..: 16:22	Analyst ID.....: 002260	
		Instrument ID..: I8		MDL.....: 0.015		
Selenium	2.7	1.3	mg/kg	SW846 6020	06/16-06/22/09	LETQE1AU
		Dilution Factor: 1		Analysis Time..: 16:22	Analyst ID.....: 002260	
		Instrument ID..: I8		MDL.....: 0.037		
Thallium	0.088 B	0.27	mg/kg	SW846 6020	06/16-06/22/09	LETQE1AW
		Dilution Factor: 1		Analysis Time..: 16:22	Analyst ID.....: 002260	
		Instrument ID..: I8		MDL.....: 0.032		
Vanadium	32.9	1.3	mg/kg	SW846 6020	06/16-06/22/09	LETQE1AX
		Dilution Factor: 1		Analysis Time..: 16:22	Analyst ID.....: 002260	
		Instrument ID..: I8		MDL.....: 0.16		
Zinc	647 J	2.7	mg/kg	SW846 6020	06/16-06/22/09	LETQE1A0
		Dilution Factor: 1		Analysis Time..: 16:22	Analyst ID.....: 002260	
		Instrument ID..: I8		MDL.....: 0.23		

NOTE(S):

Results and reporting limits have been adjusted for dry weight.

B Estimated result. Result is less than RL.

J Method blank contamination. The associated method blank contains the target analyte at a reportable level.

Tetra Tech NUS, Inc

Client Sample ID: ILSD-12

TOTAL Metals

Lot-Sample #...: A9F110135-003
Date Sampled...: 06/10/09 13:35 Date Received..: 06/11/09
% Moisture.....: 47
Matrix.....: SO

PARAMETER	RESULT	REPORTING LIMIT	UNITS	METHOD	PREPARATION-ANALYSIS DATE	WORK ORDER #
Prep Batch #...: 9163022						
Silver	0.087 B	0.19	mg/kg	SW846 6020	06/12-06/16/09	LEN9W1A0
		Dilution Factor: 1		Analysis Time..: 11:16	Analyst ID.....: 002260	
		Instrument ID..: I8		MDL.....: 0.0062		
Arsenic	3.6 J	0.94	mg/kg	SW846 6020	06/12-06/16/09	LEN9W1AK
		Dilution Factor: 1		Analysis Time..: 11:16	Analyst ID.....: 002260	
		Instrument ID..: I8		MDL.....: 0.039		
Barium	76.2 J	0.19	mg/kg	SW846 6020	06/12-06/16/09	LEN9W1AL
		Dilution Factor: 1		Analysis Time..: 11:16	Analyst ID.....: 002260	
		Instrument ID..: I8		MDL.....: 0.0097		
Beryllium	0.49	0.19	mg/kg	SW846 6020	06/12-06/16/09	LEN9W1AM
		Dilution Factor: 1		Analysis Time..: 11:16	Analyst ID.....: 002260	
		Instrument ID..: I8		MDL.....: 0.0069		
Cadmium	1.2	0.19	mg/kg	SW846 6020	06/12-06/16/09	LEN9W1AN
		Dilution Factor: 1		Analysis Time..: 11:16	Analyst ID.....: 002260	
		Instrument ID..: I8		MDL.....: 0.0051		
Cobalt	66.0	0.19	mg/kg	SW846 6020	06/12-06/16/09	LEN9W1AP
		Dilution Factor: 1		Analysis Time..: 11:16	Analyst ID.....: 002260	
		Instrument ID..: I8		MDL.....: 0.0062		
Chromium	23.9 J	0.37	mg/kg	SW846 6020	06/12-06/16/09	LEN9W1AC
		Dilution Factor: 1		Analysis Time..: 11:16	Analyst ID.....: 002260	
		Instrument ID..: I8		MDL.....: 0.012		
Copper	17.6 J	0.37	mg/kg	SW846 6020	06/12-06/16/09	LEN9W1AQ
		Dilution Factor: 1		Analysis Time..: 11:16	Analyst ID.....: 002260	
		Instrument ID..: I8		MDL.....: 0.012		
Iron	32400 J	18.7	mg/kg	SW846 6020	06/12-06/16/09	LEN9W1AR
		Dilution Factor: 1		Analysis Time..: 11:16	Analyst ID.....: 002260	
		Instrument ID..: I8		MDL.....: 2.1		
Mercury	0.15 B	0.19	mg/kg	SW846 7471A	06/12-06/15/09	LEN9W1AD
		Dilution Factor: 1		Analysis Time..: 11:39	Analyst ID.....: 001576	
		Instrument ID..: H1		MDL.....: 0.031		

(Continued on next page)

Tetra Tech NUS, Inc

Client Sample ID: ILSD-12

TOTAL Metals

Lot-Sample #...: A9F110135-003

Matrix.....: SO

PARAMETER	RESULT	REPORTING LIMIT	UNITS	METHOD	PREPARATION-ANALYSIS DATE	WORK ORDER #
Manganese	5290 J	14.1	mg/kg	SW846 6020	06/12-06/16/09	LEN9W1AU
		Dilution Factor: 5		Analysis Time..: 11:49	Analyst ID.....: 002260	
		Instrument ID..: I8		MDL.....: 0.13		
Molybdenum	1.0	0.37	mg/kg	SW846 6020	06/12-06/16/09	LEN9W1AV
		Dilution Factor: 1		Analysis Time..: 11:16	Analyst ID.....: 002260	
		Instrument ID..: I8		MDL.....: 0.037		
Nickel	21.2	0.19	mg/kg	SW846 6020	06/12-06/16/09	LEN9W1AW
		Dilution Factor: 1		Analysis Time..: 11:16	Analyst ID.....: 002260	
		Instrument ID..: I8		MDL.....: 0.019		
Lead	27.2 J	0.19	mg/kg	SW846 6020	06/12-06/16/09	LEN9W1AT
		Dilution Factor: 1		Analysis Time..: 11:16	Analyst ID.....: 002260	
		Instrument ID..: I8		MDL.....: 0.0064		
Antimony	2.2	0.37	mg/kg	SW846 6020	06/12-06/16/09	LEN9W1AJ
		Dilution Factor: 1		Analysis Time..: 11:16	Analyst ID.....: 002260	
		Instrument ID..: I8		MDL.....: 0.010		
Selenium	1.6	0.94	mg/kg	SW846 6020	06/12-06/16/09	LEN9W1AX
		Dilution Factor: 1		Analysis Time..: 11:16	Analyst ID.....: 002260	
		Instrument ID..: I8		MDL.....: 0.026		
Thallium	0.059 B	0.19	mg/kg	SW846 6020	06/12-06/16/09	LEN9W1A1
		Dilution Factor: 1		Analysis Time..: 11:16	Analyst ID.....: 002260	
		Instrument ID..: I8		MDL.....: 0.022		
Vanadium	59.2	0.94	mg/kg	SW846 6020	06/12-06/16/09	LEN9W1A2
		Dilution Factor: 1		Analysis Time..: 11:16	Analyst ID.....: 002260	
		Instrument ID..: I8		MDL.....: 0.11		
Zinc	108 J	1.9	mg/kg	SW846 6020	06/12-06/16/09	LEN9W1AA
		Dilution Factor: 1		Analysis Time..: 11:16	Analyst ID.....: 002260	
		Instrument ID..: I8		MDL.....: 0.16		

NOTE(S):

Results and reporting limits have been adjusted for dry weight.

B Estimated result. Result is less than RL.

J Method blank contamination. The associated method blank contains the target analyte at a reportable level.

Tetra Tech NUS, Inc

Client Sample ID: ILSD-14

TOTAL Metals

Lot-Sample #...: A9F110135-004 Matrix.....: SO
Date Sampled...: 06/10/09 15:10 Date Received..: 06/11/09
% Moisture.....: 18

PARAMETER	RESULT	REPORTING LIMIT	UNITS	METHOD	PREPARATION-ANALYSIS DATE	WORK ORDER #
Prep Batch #...: 9163022						
Silver	0.058 B	0.12	mg/kg	SW846 6020	06/12-06/16/09	LEN9X1A0
		Dilution Factor: 1		Analysis Time..: 11:20	Analyst ID.....: 002260	
		Instrument ID..: I8		MDL.....: 0.0040		
Arsenic	1.5 J	0.61	mg/kg	SW846 6020	06/12-06/16/09	LEN9X1AK
		Dilution Factor: 1		Analysis Time..: 11:20	Analyst ID.....: 002260	
		Instrument ID..: I8		MDL.....: 0.026		
Barium	143 J	0.12	mg/kg	SW846 6020	06/12-06/16/09	LEN9X1AL
		Dilution Factor: 1		Analysis Time..: 11:20	Analyst ID.....: 002260	
		Instrument ID..: I8		MDL.....: 0.0064		
Beryllium	0.23	0.12	mg/kg	SW846 6020	06/12-06/16/09	LEN9X1AM
		Dilution Factor: 1		Analysis Time..: 11:20	Analyst ID.....: 002260	
		Instrument ID..: I8		MDL.....: 0.0045		
Cadmium	1.7	0.12	mg/kg	SW846 6020	06/12-06/16/09	LEN9X1AN
		Dilution Factor: 1		Analysis Time..: 11:20	Analyst ID.....: 002260	
		Instrument ID..: I8		MDL.....: 0.0033		
Cobalt	8.9	0.12	mg/kg	SW846 6020	06/12-06/16/09	LEN9X1AP
		Dilution Factor: 1		Analysis Time..: 11:20	Analyst ID.....: 002260	
		Instrument ID..: I8		MDL.....: 0.0040		
Chromium	30.0 J	0.24	mg/kg	SW846 6020	06/12-06/16/09	LEN9X1AC
		Dilution Factor: 1		Analysis Time..: 11:20	Analyst ID.....: 002260	
		Instrument ID..: I8		MDL.....: 0.0081		
Copper	12.2 J	0.24	mg/kg	SW846 6020	06/12-06/16/09	LEN9X1AQ
		Dilution Factor: 1		Analysis Time..: 11:20	Analyst ID.....: 002260	
		Instrument ID..: I8		MDL.....: 0.0078		
Iron	8730 J	12.2	mg/kg	SW846 6020	06/12-06/16/09	LEN9X1AR
		Dilution Factor: 1		Analysis Time..: 11:20	Analyst ID.....: 002260	
		Instrument ID..: I8		MDL.....: 1.3		
Mercury	0.37	0.12	mg/kg	SW846 7471A	06/12-06/15/09	LEN9X1AD
		Dilution Factor: 1		Analysis Time..: 11:40	Analyst ID.....: 001576	
		Instrument ID..: H1		MDL.....: 0.020		

(Continued on next page)

Tetra Tech NUS, Inc

Client Sample ID: ILSD-14

TOTAL Metals

Lot-Sample #...: A9F110135-004 Matrix.....: SO

PARAMETER	RESULT	REPORTING LIMIT	UNITS	METHOD	PREPARATION-ANALYSIS DATE	WORK ORDER #
Manganese	161 J	1.8	mg/kg	SW846 6020	06/12-06/16/09	LEN9X1AU
		Dilution Factor: 1		Analysis Time..: 11:20	Analyst ID.....: 002260	
		Instrument ID..: I8		MDL.....: 0.017		
Molybdenum	0.59	0.24	mg/kg	SW846 6020	06/12-06/16/09	LEN9X1AV
		Dilution Factor: 1		Analysis Time..: 11:20	Analyst ID.....: 002260	
		Instrument ID..: I8		MDL.....: 0.024		
Nickel	109	0.12	mg/kg	SW846 6020	06/12-06/16/09	LEN9X1AW
		Dilution Factor: 1		Analysis Time..: 11:20	Analyst ID.....: 002260	
		Instrument ID..: I8		MDL.....: 0.012		
Lead	190 J	0.12	mg/kg	SW846 6020	06/12-06/16/09	LEN9X1AT
		Dilution Factor: 1		Analysis Time..: 11:20	Analyst ID.....: 002260	
		Instrument ID..: I8		MDL.....: 0.0042		
Antimony	2.8	0.24	mg/kg	SW846 6020	06/12-06/16/09	LEN9X1AJ
		Dilution Factor: 1		Analysis Time..: 11:20	Analyst ID.....: 002260	
		Instrument ID..: I8		MDL.....: 0.0067		
Selenium	0.88	0.61	mg/kg	SW846 6020	06/12-06/16/09	LEN9X1AX
		Dilution Factor: 1		Analysis Time..: 11:20	Analyst ID.....: 002260	
		Instrument ID..: I8		MDL.....: 0.017		
Thallium	0.027 B	0.12	mg/kg	SW846 6020	06/12-06/16/09	LEN9X1A1
		Dilution Factor: 1		Analysis Time..: 11:20	Analyst ID.....: 002260	
		Instrument ID..: I8		MDL.....: 0.015		
Vanadium	10.7	0.61	mg/kg	SW846 6020	06/12-06/16/09	LEN9X1A2
		Dilution Factor: 1		Analysis Time..: 11:20	Analyst ID.....: 002260	
		Instrument ID..: I8		MDL.....: 0.073		
Zinc	196 J	1.2	mg/kg	SW846 6020	06/12-06/16/09	LEN9X1AA
		Dilution Factor: 1		Analysis Time..: 11:20	Analyst ID.....: 002260	
		Instrument ID..: I8		MDL.....: 0.10		

NOTE(S):

Results and reporting limits have been adjusted for dry weight.

B Estimated result. Result is less than RL.

J Method blank contamination. The associated method blank contains the target analyte at a reportable level.

Tetra Tech NUS, Inc

Client Sample ID: ILSD-14D

TOTAL Metals

Lot-Sample #...: A9F110135-005 Matrix.....: SO
Date Sampled...: 06/10/09 15:10 Date Received..: 06/11/09
% Moisture.....: 20

PARAMETER	RESULT	REPORTING LIMIT	UNITS	METHOD	PREPARATION-ANALYSIS DATE	WORK ORDER #
Prep Batch #...: 9163022						
Silver	0.043 B	0.12	mg/kg	SW846 6020	06/12-06/16/09	LEN901A0
		Dilution Factor: 1		Analysis Time..: 11:24	Analyst ID.....: 002260	
		Instrument ID..: I8		MDL.....: 0.0041		
Arsenic	6.0 J	0.62	mg/kg	SW846 6020	06/12-06/16/09	LEN901AK
		Dilution Factor: 1		Analysis Time..: 11:24	Analyst ID.....: 002260	
		Instrument ID..: I8		MDL.....: 0.026		
Barium	45.5 J	0.12	mg/kg	SW846 6020	06/12-06/16/09	LEN901AL
		Dilution Factor: 1		Analysis Time..: 11:24	Analyst ID.....: 002260	
		Instrument ID..: I8		MDL.....: 0.0065		
Beryllium	0.16	0.12	mg/kg	SW846 6020	06/12-06/16/09	LEN901AM
		Dilution Factor: 1		Analysis Time..: 11:24	Analyst ID.....: 002260	
		Instrument ID..: I8		MDL.....: 0.0046		
Cadmium	1.1	0.12	mg/kg	SW846 6020	06/12-06/16/09	LEN901AN
		Dilution Factor: 1		Analysis Time..: 11:24	Analyst ID.....: 002260	
		Instrument ID..: I8		MDL.....: 0.0034		
Cobalt	2.8	0.12	mg/kg	SW846 6020	06/12-06/16/09	LEN901AP
		Dilution Factor: 1		Analysis Time..: 11:24	Analyst ID.....: 002260	
		Instrument ID..: I8		MDL.....: 0.0041		
Chromium	67.6 J	0.25	mg/kg	SW846 6020	06/12-06/16/09	LEN901AC
		Dilution Factor: 1		Analysis Time..: 11:24	Analyst ID.....: 002260	
		Instrument ID..: I8		MDL.....: 0.0082		
Copper	9.7 J	0.25	mg/kg	SW846 6020	06/12-06/16/09	LEN901AQ
		Dilution Factor: 1		Analysis Time..: 11:24	Analyst ID.....: 002260	
		Instrument ID..: I8		MDL.....: 0.0080		
Iron	8700 J	12.5	mg/kg	SW846 6020	06/12-06/16/09	LEN901AR
		Dilution Factor: 1		Analysis Time..: 11:24	Analyst ID.....: 002260	
		Instrument ID..: I8		MDL.....: 1.4		
Mercury	0.48	0.12	mg/kg	SW846 7471A	06/12-06/15/09	LEN901AD
		Dilution Factor: 1		Analysis Time..: 11:42	Analyst ID.....: 001576	
		Instrument ID..: H1		MDL.....: 0.021		

(Continued on next page)

Tetra Tech NUS, Inc

Client Sample ID: ILSD-14D

TOTAL Metals

Lot-Sample #...: A9F110135-005 Matrix.....: SO

PARAMETER	RESULT	REPORTING LIMIT	UNITS	METHOD	PREPARATION-ANALYSIS DATE	WORK ORDER #
Manganese	105 J	1.9	mg/kg	SW846 6020	06/12-06/16/09	LEN901AU
		Dilution Factor: 1		Analysis Time..: 11:24	Analyst ID.....: 002260	
		Instrument ID..: I8		MDL.....: 0.017		
Molybdenum	0.75	0.25	mg/kg	SW846 6020	06/12-06/16/09	LEN901AV
		Dilution Factor: 1		Analysis Time..: 11:24	Analyst ID.....: 002260	
		Instrument ID..: I8		MDL.....: 0.025		
Nickel	7.2	0.12	mg/kg	SW846 6020	06/12-06/16/09	LEN901AW
		Dilution Factor: 1		Analysis Time..: 11:24	Analyst ID.....: 002260	
		Instrument ID..: I8		MDL.....: 0.012		
Lead	50.9 J	0.12	mg/kg	SW846 6020	06/12-06/16/09	LEN901AT
		Dilution Factor: 1		Analysis Time..: 11:24	Analyst ID.....: 002260	
		Instrument ID..: I8		MDL.....: 0.0042		
Antimony	1.6	0.25	mg/kg	SW846 6020	06/12-06/16/09	LEN901AJ
		Dilution Factor: 1		Analysis Time..: 11:24	Analyst ID.....: 002260	
		Instrument ID..: I8		MDL.....: 0.0069		
Selenium	1.7	0.62	mg/kg	SW846 6020	06/12-06/16/09	LEN901AX
		Dilution Factor: 1		Analysis Time..: 11:24	Analyst ID.....: 002260	
		Instrument ID..: I8		MDL.....: 0.017		
Thallium	0.018 B	0.12	mg/kg	SW846 6020	06/12-06/16/09	LEN901A1
		Dilution Factor: 1		Analysis Time..: 11:24	Analyst ID.....: 002260	
		Instrument ID..: I8		MDL.....: 0.015		
Vanadium	34.1	0.62	mg/kg	SW846 6020	06/12-06/16/09	LEN901A2
		Dilution Factor: 1		Analysis Time..: 11:24	Analyst ID.....: 002260	
		Instrument ID..: I8		MDL.....: 0.075		
Zinc	82.6 J	1.2	mg/kg	SW846 6020	06/12-06/16/09	LEN901AA
		Dilution Factor: 1		Analysis Time..: 11:24	Analyst ID.....: 002260	
		Instrument ID..: I8		MDL.....: 0.11		

NOTE(S):

Results and reporting limits have been adjusted for dry weight.

B Estimated result. Result is less than RL.

J Method blank contamination. The associated method blank contains the target analyte at a reportable level.

Tetra Tech NUS, Inc

Client Sample ID: ILSD-15

TOTAL Metals

Lot-Sample #...: A9F120214-001 Matrix.....: SO
Date Sampled...: 06/11/09 10:30 Date Received..: 06/12/09
% Moisture.....: 23

PARAMETER	RESULT	REPORTING LIMIT	UNITS	METHOD	PREPARATION-ANALYSIS DATE	WORK ORDER #
Prep Batch #...: 9167027						
Silver	0.37	0.13	mg/kg	SW846 6020	06/16-06/22/09	LETN81CX
		Dilution Factor: 1		Analysis Time..: 16:06	Analyst ID.....: 002260	
		Instrument ID..: I8		MDL.....: 0.0043		
Arsenic	6.2	0.65	mg/kg	SW846 6020	06/16-06/22/09	LETN81AQ
		Dilution Factor: 1		Analysis Time..: 16:06	Analyst ID.....: 002260	
		Instrument ID..: I8		MDL.....: 0.027		
Barium	161 J	0.13	mg/kg	SW846 6020	06/16-06/22/09	LETN81AU
		Dilution Factor: 1		Analysis Time..: 16:06	Analyst ID.....: 002260	
		Instrument ID..: I8		MDL.....: 0.0068		
Beryllium	0.84	0.13	mg/kg	SW846 6020	06/16-06/22/09	LETN81AX
		Dilution Factor: 1		Analysis Time..: 16:06	Analyst ID.....: 002260	
		Instrument ID..: I8		MDL.....: 0.0048		
Cadmium	1.4	0.13	mg/kg	SW846 6020	06/16-06/22/09	LETN81A2
		Dilution Factor: 1		Analysis Time..: 16:06	Analyst ID.....: 002260	
		Instrument ID..: I8		MDL.....: 0.0035		
Cobalt	10.2	0.13	mg/kg	SW846 6020	06/16-06/22/09	LETN81A5
		Dilution Factor: 1		Analysis Time..: 16:06	Analyst ID.....: 002260	
		Instrument ID..: I8		MDL.....: 0.0043		
Chromium	48.3 J	0.26	mg/kg	SW846 6020	06/16-06/22/09	LETN81DC
		Dilution Factor: 1		Analysis Time..: 16:06	Analyst ID.....: 002260	
		Instrument ID..: I8		MDL.....: 0.0086		
Copper	33.0 J	0.26	mg/kg	SW846 6020	06/16-06/22/09	LETN81A8
		Dilution Factor: 1		Analysis Time..: 16:06	Analyst ID.....: 002260	
		Instrument ID..: I8		MDL.....: 0.0083		
Iron	27400 J	13.0	mg/kg	SW846 6020	06/16-06/22/09	LETN81CC
		Dilution Factor: 1		Analysis Time..: 16:06	Analyst ID.....: 002260	
		Instrument ID..: I8		MDL.....: 1.4		
Mercury	0.21	0.13	mg/kg	SW846 7471A	06/16/09	LETN81DF
		Dilution Factor: 1		Analysis Time..: 16:11	Analyst ID.....: 001576	
		Instrument ID..: H1		MDL.....: 0.022		

(Continued on next page)

Tetra Tech NUS, Inc

Client Sample ID: ILSD-15

TOTAL Metals

Lot-Sample #...: A9F120214-001 Matrix.....: SO

PARAMETER	RESULT	REPORTING LIMIT	UNITS	METHOD	PREPARATION-ANALYSIS DATE	WORK ORDER #
Manganese	1170 J	1.9	mg/kg	SW846 6020	06/16-06/22/09	LETN81CJ
		Dilution Factor: 1		Analysis Time..: 16:06	Analyst ID.....: 002260	
		Instrument ID..: I8		MDL.....: 0.018		
Molybdenum	1.0	0.26	mg/kg	SW846 6020	06/16-06/22/09	LETN81CM
		Dilution Factor: 1		Analysis Time..: 16:06	Analyst ID.....: 002260	
		Instrument ID..: I8		MDL.....: 0.026		
Nickel	50.4 J	0.13	mg/kg	SW846 6020	06/16-06/22/09	LETN81CQ
		Dilution Factor: 1		Analysis Time..: 16:06	Analyst ID.....: 002260	
		Instrument ID..: I8		MDL.....: 0.013		
Lead	79.3 J	0.13	mg/kg	SW846 6020	06/16-06/22/09	LETN81CF
		Dilution Factor: 1		Analysis Time..: 16:06	Analyst ID.....: 002260	
		Instrument ID..: I8		MDL.....: 0.0044		
Antimony	0.83	0.26	mg/kg	SW846 6020	06/16-06/22/09	LETN81AM
		Dilution Factor: 1		Analysis Time..: 16:06	Analyst ID.....: 002260	
		Instrument ID..: I8		MDL.....: 0.0071		
Selenium	0.81	0.65	mg/kg	SW846 6020	06/16-06/22/09	LETN81CU
		Dilution Factor: 1		Analysis Time..: 16:06	Analyst ID.....: 002260	
		Instrument ID..: I8		MDL.....: 0.018		
Thallium	0.12 B	0.13	mg/kg	SW846 6020	06/16-06/22/09	LETN81C2
		Dilution Factor: 1		Analysis Time..: 16:06	Analyst ID.....: 002260	
		Instrument ID..: I8		MDL.....: 0.016		
Vanadium	265	0.65	mg/kg	SW846 6020	06/16-06/22/09	LETN81C5
		Dilution Factor: 1		Analysis Time..: 16:06	Analyst ID.....: 002260	
		Instrument ID..: I8		MDL.....: 0.078		
Zinc	146 J	1.3	mg/kg	SW846 6020	06/16-06/22/09	LETN81C8
		Dilution Factor: 1		Analysis Time..: 16:06	Analyst ID.....: 002260	
		Instrument ID..: I8		MDL.....: 0.11		

NOTE(S):

Results and reporting limits have been adjusted for dry weight.

J Method blank contamination. The associated method blank contains the target analyte at a reportable level.

B Estimated result. Result is less than RL.

Tetra Tech NUS, Inc

Client Sample ID: ILSD-16

TOTAL Metals

Lot-Sample #...: A9F120214-002
Date Sampled...: 06/11/09 11:30 Date Received..: 06/12/09
% Moisture.....: 25

Matrix.....: SO

PARAMETER	RESULT	REPORTING LIMIT	UNITS	METHOD	PREPARATION-ANALYSIS DATE	WORK ORDER #
Prep Batch #...: 9167027						
Silver	0.12 B	0.13	mg/kg	SW846 6020	06/16-06/22/09	LETQD1A0
		Dilution Factor: 1		Analysis Time..: 16:18	Analyst ID.....: 002260	
		Instrument ID..: I8		MDL.....: 0.0044		
Arsenic	2.2	0.67	mg/kg	SW846 6020	06/16-06/22/09	LETQD1AK
		Dilution Factor: 1		Analysis Time..: 16:18	Analyst ID.....: 002260	
		Instrument ID..: I8		MDL.....: 0.028		
Barium	105 J	0.13	mg/kg	SW846 6020	06/16-06/22/09	LETQD1AL
		Dilution Factor: 1		Analysis Time..: 16:18	Analyst ID.....: 002260	
		Instrument ID..: I8		MDL.....: 0.0069		
Beryllium	0.64	0.13	mg/kg	SW846 6020	06/16-06/22/09	LETQD1AM
		Dilution Factor: 1		Analysis Time..: 16:18	Analyst ID.....: 002260	
		Instrument ID..: I8		MDL.....: 0.0049		
Cadmium	0.95	0.13	mg/kg	SW846 6020	06/16-06/22/09	LETQD1AA
		Dilution Factor: 1		Analysis Time..: 16:18	Analyst ID.....: 002260	
		Instrument ID..: I8		MDL.....: 0.0036		
Cobalt	3.6	0.13	mg/kg	SW846 6020	06/16-06/22/09	LETQD1AC
		Dilution Factor: 1		Analysis Time..: 16:18	Analyst ID.....: 002260	
		Instrument ID..: I8		MDL.....: 0.0044		
Chromium	22.0 J	0.27	mg/kg	SW846 6020	06/16-06/22/09	LETQD1A1
		Dilution Factor: 1		Analysis Time..: 16:18	Analyst ID.....: 002260	
		Instrument ID..: I8		MDL.....: 0.0088		
Copper	31.0 J	0.27	mg/kg	SW846 6020	06/16-06/22/09	LETQD1AD
		Dilution Factor: 1		Analysis Time..: 16:18	Analyst ID.....: 002260	
		Instrument ID..: I8		MDL.....: 0.0086		
Iron	12800 J	13.4	mg/kg	SW846 6020	06/16-06/22/09	LETQD1AR
		Dilution Factor: 1		Analysis Time..: 16:18	Analyst ID.....: 002260	
		Instrument ID..: I8		MDL.....: 1.5		
Mercury	0.057 B	0.13	mg/kg	SW846 7471A	06/16/09	LETQD1A2
		Dilution Factor: 1		Analysis Time..: 16:40	Analyst ID.....: 001576	
		Instrument ID..: H1		MDL.....: 0.022		

(Continued on next page)

Tetra Tech NUS, Inc

Client Sample ID: ILSD-16

TOTAL Metals

Lot-Sample #...: A9F120214-002 Matrix.....: SO

PARAMETER	RESULT	REPORTING LIMIT	UNITS	METHOD	PREPARATION-ANALYSIS DATE	WORK ORDER #
Manganese	340 J	2.0	mg/kg	SW846 6020	06/16-06/22/09	LETQD1AU
		Dilution Factor: 1		Analysis Time..: 16:18	Analyst ID.....: 002260	
		Instrument ID..: I8		MDL.....: 0.019		
Molybdenum	0.91	0.27	mg/kg	SW846 6020	06/16-06/22/09	LETQD1AV
		Dilution Factor: 1		Analysis Time..: 16:18	Analyst ID.....: 002260	
		Instrument ID..: I8		MDL.....: 0.027		
Nickel	11.6 J	0.13	mg/kg	SW846 6020	06/16-06/22/09	LETQD1AW
		Dilution Factor: 1		Analysis Time..: 16:18	Analyst ID.....: 002260	
		Instrument ID..: I8		MDL.....: 0.013		
Lead	33.0 J	0.13	mg/kg	SW846 6020	06/16-06/22/09	LETQD1AT
		Dilution Factor: 1		Analysis Time..: 16:18	Analyst ID.....: 002260	
		Instrument ID..: I8		MDL.....: 0.0045		
Antimony	0.41	0.27	mg/kg	SW846 6020	06/16-06/22/09	LETQD1AJ
		Dilution Factor: 1		Analysis Time..: 16:18	Analyst ID.....: 002260	
		Instrument ID..: I8		MDL.....: 0.0073		
Selenium	0.58 B	0.67	mg/kg	SW846 6020	06/16-06/22/09	LETQD1AX
		Dilution Factor: 1		Analysis Time..: 16:18	Analyst ID.....: 002260	
		Instrument ID..: I8		MDL.....: 0.019		
Thallium	0.065 B	0.13	mg/kg	SW846 6020	06/16-06/22/09	LETQD1AN
		Dilution Factor: 1		Analysis Time..: 16:18	Analyst ID.....: 002260	
		Instrument ID..: I8		MDL.....: 0.016		
Vanadium	18.9	0.67	mg/kg	SW846 6020	06/16-06/22/09	LETQD1AP
		Dilution Factor: 1		Analysis Time..: 16:18	Analyst ID.....: 002260	
		Instrument ID..: I8		MDL.....: 0.080		
Zinc	278 J	1.3	mg/kg	SW846 6020	06/16-06/22/09	LETQD1AQ
		Dilution Factor: 1		Analysis Time..: 16:18	Analyst ID.....: 002260	
		Instrument ID..: I8		MDL.....: 0.11		

NOTE(S):

Results and reporting limits have been adjusted for dry weight.

B Estimated result. Result is less than RL.

J Method blank contamination. The associated method blank contains the target analyte at a reportable level.

Tetra Tech NUS, Inc

Client Sample ID: ILSD-18

TOTAL Metals

Lot-Sample #...: A9F120214-006 Matrix.....: SO
Date Sampled...: 06/11/09 15:00 Date Received..: 06/12/09
% Moisture.....: 52

PARAMETER	RESULT	REPORTING LIMIT	UNITS	METHOD	PREPARATION-ANALYSIS DATE	WORK ORDER #
Prep Batch #...: 9167027						
Silver	0.78	0.21	mg/kg	SW846 6020	06/16-06/22/09	LETQN1A7
		Dilution Factor: 1		Analysis Time..: 16:34	Analyst ID.....: 002260	
		Instrument ID..: I8		MDL.....: 0.0068		
Arsenic	4.3	1.0	mg/kg	SW846 6020	06/16-06/22/09	LETQN1AT
		Dilution Factor: 1		Analysis Time..: 16:34	Analyst ID.....: 002260	
		Instrument ID..: I8		MDL.....: 0.043		
Barium	149 J	0.21	mg/kg	SW846 6020	06/16-06/22/09	LETQN1AU
		Dilution Factor: 1		Analysis Time..: 16:34	Analyst ID.....: 002260	
		Instrument ID..: I8		MDL.....: 0.011		
Beryllium	0.78	0.21	mg/kg	SW846 6020	06/16-06/22/09	LETQN1AV
		Dilution Factor: 1		Analysis Time..: 16:34	Analyst ID.....: 002260	
		Instrument ID..: I8		MDL.....: 0.0076		
Cadmium	9.4	0.21	mg/kg	SW846 6020	06/16-06/22/09	LETQN1AW
		Dilution Factor: 1		Analysis Time..: 16:34	Analyst ID.....: 002260	
		Instrument ID..: I8		MDL.....: 0.0056		
Cobalt	7.1	0.21	mg/kg	SW846 6020	06/16-06/22/09	LETQN1AX
		Dilution Factor: 1		Analysis Time..: 16:34	Analyst ID.....: 002260	
		Instrument ID..: I8		MDL.....: 0.0068		
Chromium	84.9 J	0.41	mg/kg	SW846 6020	06/16-06/22/09	LETQN1AC
		Dilution Factor: 1		Analysis Time..: 16:34	Analyst ID.....: 002260	
		Instrument ID..: I8		MDL.....: 0.014		
Copper	41.8 J	0.41	mg/kg	SW846 6020	06/16-06/22/09	LETQN1A0
		Dilution Factor: 1		Analysis Time..: 16:34	Analyst ID.....: 002260	
		Instrument ID..: I8		MDL.....: 0.013		
Iron	15900 J	20.6	mg/kg	SW846 6020	06/16-06/22/09	LETQN1A1
		Dilution Factor: 1		Analysis Time..: 16:34	Analyst ID.....: 002260	
		Instrument ID..: I8		MDL.....: 2.3		
Mercury	0.67	0.21	mg/kg	SW846 7471A	06/16/09	LETQN1AD
		Dilution Factor: 1		Analysis Time..: 16:30	Analyst ID.....: 001576	
		Instrument ID..: H1		MDL.....: 0.034		

(Continued on next page)

Tetra Tech NUS, Inc

Client Sample ID: ILSD-18

TOTAL Metals

Lot-Sample #...: A9F120214-006 Matrix.....: SO

PARAMETER	RESULT	REPORTING LIMIT	UNITS	METHOD	PREPARATION-ANALYSIS DATE	WORK ORDER #
Manganese	332 J	3.1	mg/kg	SW846 6020	06/16-06/22/09	LETQN1A3
		Dilution Factor: 1		Analysis Time..: 16:34	Analyst ID.....: 002260	
		Instrument ID..: I8		MDL.....: 0.029		
Molybdenum	1.5	0.41	mg/kg	SW846 6020	06/16-06/22/09	LETQN1A4
		Dilution Factor: 1		Analysis Time..: 16:34	Analyst ID.....: 002260	
		Instrument ID..: I8		MDL.....: 0.041		
Nickel	29.9 J	0.21	mg/kg	SW846 6020	06/16-06/22/09	LETQN1A5
		Dilution Factor: 1		Analysis Time..: 16:34	Analyst ID.....: 002260	
		Instrument ID..: I8		MDL.....: 0.021		
Lead	174 J	0.21	mg/kg	SW846 6020	06/16-06/22/09	LETQN1A2
		Dilution Factor: 1		Analysis Time..: 16:34	Analyst ID.....: 002260	
		Instrument ID..: I8		MDL.....: 0.0070		
Antimony	2.7	0.41	mg/kg	SW846 6020	06/16-06/22/09	LETQN1AR
		Dilution Factor: 1		Analysis Time..: 16:34	Analyst ID.....: 002260	
		Instrument ID..: I8		MDL.....: 0.011		
Selenium	0.81 B	1.0	mg/kg	SW846 6020	06/16-06/22/09	LETQN1A6
		Dilution Factor: 1		Analysis Time..: 16:34	Analyst ID.....: 002260	
		Instrument ID..: I8		MDL.....: 0.029		
Thallium	0.043 B	0.21	mg/kg	SW846 6020	06/16-06/22/09	LETQN1A8
		Dilution Factor: 1		Analysis Time..: 16:34	Analyst ID.....: 002260	
		Instrument ID..: I8		MDL.....: 0.025		
Vanadium	63.4	1.0	mg/kg	SW846 6020	06/16-06/22/09	LETQN1A9
		Dilution Factor: 1		Analysis Time..: 16:34	Analyst ID.....: 002260	
		Instrument ID..: I8		MDL.....: 0.12		
Zinc	629 J	2.1	mg/kg	SW846 6020	06/16-06/22/09	LETQN1AA
		Dilution Factor: 1		Analysis Time..: 16:34	Analyst ID.....: 002260	
		Instrument ID..: I8		MDL.....: 0.18		

NOTE(S):

Results and reporting limits have been adjusted for dry weight.

J Method blank contamination. The associated method blank contains the target analyte at a reportable level.

B Estimated result. Result is less than RL.

Tetra Tech NUS, Inc

Client Sample ID: ILSD-19

TOTAL Metals

Lot-Sample #...: A9F120214-007 Matrix.....: SO
Date Sampled...: 06/11/09 15:25 Date Received..: 06/12/09
% Moisture.....: 20

PARAMETER	RESULT	REPORTING LIMIT	UNITS	METHOD	PREPARATION-ANALYSIS DATE	WORK ORDER #
Prep Batch #...: 9167027						
Silver	0.17	0.13	mg/kg	SW846 6020	06/16-06/22/09	LETQV1A0
		Dilution Factor: 1		Analysis Time..: 16:38	Analyst ID.....: 002260	
		Instrument ID..: I8		MDL.....: 0.0041		
Arsenic	3.2	0.63	mg/kg	SW846 6020	06/16-06/22/09	LETQV1AK
		Dilution Factor: 1		Analysis Time..: 16:38	Analyst ID.....: 002260	
		Instrument ID..: I8		MDL.....: 0.026		
Barium	40.7 J	0.13	mg/kg	SW846 6020	06/16-06/22/09	LETQV1AL
		Dilution Factor: 1		Analysis Time..: 16:38	Analyst ID.....: 002260	
		Instrument ID..: I8		MDL.....: 0.0065		
Beryllium	0.48	0.13	mg/kg	SW846 6020	06/16-06/22/09	LETQV1AM
		Dilution Factor: 1		Analysis Time..: 16:38	Analyst ID.....: 002260	
		Instrument ID..: I8		MDL.....: 0.0046		
Cadmium	1.7	0.13	mg/kg	SW846 6020	06/16-06/22/09	LETQV1AA
		Dilution Factor: 1		Analysis Time..: 16:38	Analyst ID.....: 002260	
		Instrument ID..: I8		MDL.....: 0.0034		
Cobalt	4.8	0.13	mg/kg	SW846 6020	06/16-06/22/09	LETQV1AC
		Dilution Factor: 1		Analysis Time..: 16:38	Analyst ID.....: 002260	
		Instrument ID..: I8		MDL.....: 0.0041		
Chromium	25.8 J	0.25	mg/kg	SW846 6020	06/16-06/22/09	LETQV1A1
		Dilution Factor: 1		Analysis Time..: 16:38	Analyst ID.....: 002260	
		Instrument ID..: I8		MDL.....: 0.0083		
Copper	12.5 J	0.25	mg/kg	SW846 6020	06/16-06/22/09	LETQV1AD
		Dilution Factor: 1		Analysis Time..: 16:38	Analyst ID.....: 002260	
		Instrument ID..: I8		MDL.....: 0.0080		
Iron	9540 J	12.5	mg/kg	SW846 6020	06/16-06/22/09	LETQV1AR
		Dilution Factor: 1		Analysis Time..: 16:38	Analyst ID.....: 002260	
		Instrument ID..: I8		MDL.....: 1.4		
Mercury	0.14	0.13	mg/kg	SW846 7471A	06/16/09	LETQV1A2
		Dilution Factor: 1		Analysis Time..: 16:32	Analyst ID.....: 001576	
		Instrument ID..: H1		MDL.....: 0.021		

(Continued on next page)

Tetra Tech NUS, Inc

Client Sample ID: ILSD-19

TOTAL Metals

Lot-Sample #...: A9F120214-007 Matrix.....: SO

PARAMETER	RESULT	REPORTING LIMIT	UNITS	METHOD	PREPARATION-ANALYSIS DATE	WORK ORDER #
Manganese	290 J	1.9	mg/kg	SW846 6020	06/16-06/22/09	LETQV1AU
		Dilution Factor: 1		Analysis Time..: 16:38	Analyst ID.....: 002260	
		Instrument ID..: I8		MDL.....: 0.018		
Molybdenum	1.2	0.25	mg/kg	SW846 6020	06/16-06/22/09	LETQV1AV
		Dilution Factor: 1		Analysis Time..: 16:38	Analyst ID.....: 002260	
		Instrument ID..: I8		MDL.....: 0.025		
Nickel	10.1 J	0.13	mg/kg	SW846 6020	06/16-06/22/09	LETQV1AW
		Dilution Factor: 1		Analysis Time..: 16:38	Analyst ID.....: 002260	
		Instrument ID..: I8		MDL.....: 0.013		
Lead	59.0 J	0.13	mg/kg	SW846 6020	06/16-06/22/09	LETQV1AT
		Dilution Factor: 1		Analysis Time..: 16:38	Analyst ID.....: 002260	
		Instrument ID..: I8		MDL.....: 0.0043		
Antimony	0.47	0.25	mg/kg	SW846 6020	06/16-06/22/09	LETQV1AJ
		Dilution Factor: 1		Analysis Time..: 16:38	Analyst ID.....: 002260	
		Instrument ID..: I8		MDL.....: 0.0069		
Selenium	0.43 B	0.63	mg/kg	SW846 6020	06/16-06/22/09	LETQV1AX
		Dilution Factor: 1		Analysis Time..: 16:38	Analyst ID.....: 002260	
		Instrument ID..: I8		MDL.....: 0.018		
Thallium	0.13	0.13	mg/kg	SW846 6020	06/16-06/22/09	LETQV1AN
		Dilution Factor: 1		Analysis Time..: 16:38	Analyst ID.....: 002260	
		Instrument ID..: I8		MDL.....: 0.015		
Vanadium	23.9	0.63	mg/kg	SW846 6020	06/16-06/22/09	LETQV1AP
		Dilution Factor: 1		Analysis Time..: 16:38	Analyst ID.....: 002260	
		Instrument ID..: I8		MDL.....: 0.075		
Zinc	190 J	1.3	mg/kg	SW846 6020	06/16-06/22/09	LETQV1AQ
		Dilution Factor: 1		Analysis Time..: 16:38	Analyst ID.....: 002260	
		Instrument ID..: I8		MDL.....: 0.11		

NOTE(S):

Results and reporting limits have been adjusted for dry weight.

J Method blank contamination. The associated method blank contains the target analyte at a reportable level.

B Estimated result. Result is less than RL.

Tetra Tech NUS, Inc

Client Sample ID: ILSD-20

TOTAL Metals

Lot-Sample #...: A9F120214-005
Date Sampled...: 06/11/09 14:05 Date Received..: 06/12/09
% Moisture.....: 21
Matrix.....: SO

PARAMETER	RESULT	REPORTING LIMIT	UNITS	METHOD	PREPARATION-ANALYSIS DATE	WORK ORDER #
Prep Batch #...: 9167027						
Silver	0.074 B	0.13	mg/kg	SW846 6020	06/16-06/22/09	LETQL1A0
		Dilution Factor: 1		Analysis Time..: 16:30	Analyst ID.....: 002260	
		Instrument ID..: I8		MDL.....: 0.0042		
Arsenic	3.5	0.63	mg/kg	SW846 6020	06/16-06/22/09	LETQL1AK
		Dilution Factor: 1		Analysis Time..: 16:30	Analyst ID.....: 002260	
		Instrument ID..: I8		MDL.....: 0.026		
Barium	47.8 J	0.13	mg/kg	SW846 6020	06/16-06/22/09	LETQL1AL
		Dilution Factor: 1		Analysis Time..: 16:30	Analyst ID.....: 002260	
		Instrument ID..: I8		MDL.....: 0.0066		
Beryllium	0.45	0.13	mg/kg	SW846 6020	06/16-06/22/09	LETQL1AM
		Dilution Factor: 1		Analysis Time..: 16:30	Analyst ID.....: 002260	
		Instrument ID..: I8		MDL.....: 0.0047		
Cadmium	0.48	0.13	mg/kg	SW846 6020	06/16-06/22/09	LETQL1AA
		Dilution Factor: 1		Analysis Time..: 16:30	Analyst ID.....: 002260	
		Instrument ID..: I8		MDL.....: 0.0034		
Cobalt	4.5	0.13	mg/kg	SW846 6020	06/16-06/22/09	LETQL1AC
		Dilution Factor: 1		Analysis Time..: 16:30	Analyst ID.....: 002260	
		Instrument ID..: I8		MDL.....: 0.0042		
Chromium	19.1 J	0.25	mg/kg	SW846 6020	06/16-06/22/09	LETQL1A1
		Dilution Factor: 1		Analysis Time..: 16:30	Analyst ID.....: 002260	
		Instrument ID..: I8		MDL.....: 0.0083		
Copper	11.1 J	0.25	mg/kg	SW846 6020	06/16-06/22/09	LETQL1AD
		Dilution Factor: 1		Analysis Time..: 16:30	Analyst ID.....: 002260	
		Instrument ID..: I8		MDL.....: 0.0081		
Iron	13800 J	12.6	mg/kg	SW846 6020	06/16-06/22/09	LETQL1AR
		Dilution Factor: 1		Analysis Time..: 16:30	Analyst ID.....: 002260	
		Instrument ID..: I8		MDL.....: 1.4		
Mercury	0.063 B	0.13	mg/kg	SW846 7471A	06/16/09	LETQL1A2
		Dilution Factor: 1		Analysis Time..: 16:18	Analyst ID.....: 001576	
		Instrument ID..: H1		MDL.....: 0.021		

(Continued on next page)

Tetra Tech NUS, Inc

Client Sample ID: ILSD-20

TOTAL Metals

Lot-Sample #...: A9F120214-005 Matrix.....: SO

PARAMETER	RESULT	REPORTING LIMIT	UNITS	METHOD	PREPARATION-ANALYSIS DATE	WORK ORDER #
Manganese	221 J	1.9	mg/kg	SW846 6020	06/16-06/22/09	LETQL1AU
		Dilution Factor: 1		Analysis Time..: 16:30	Analyst ID.....: 002260	
		Instrument ID..: I8		MDL.....: 0.018		
Molybdenum	0.74	0.25	mg/kg	SW846 6020	06/16-06/22/09	LETQL1AV
		Dilution Factor: 1		Analysis Time..: 16:30	Analyst ID.....: 002260	
		Instrument ID..: I8		MDL.....: 0.025		
Nickel	8.6 J	0.13	mg/kg	SW846 6020	06/16-06/22/09	LETQL1AW
		Dilution Factor: 1		Analysis Time..: 16:30	Analyst ID.....: 002260	
		Instrument ID..: I8		MDL.....: 0.013		
Lead	29.9 J	0.13	mg/kg	SW846 6020	06/16-06/22/09	LETQL1AT
		Dilution Factor: 1		Analysis Time..: 16:30	Analyst ID.....: 002260	
		Instrument ID..: I8		MDL.....: 0.0043		
Antimony	0.37	0.25	mg/kg	SW846 6020	06/16-06/22/09	LETQL1AJ
		Dilution Factor: 1		Analysis Time..: 16:30	Analyst ID.....: 002260	
		Instrument ID..: I8		MDL.....: 0.0069		
Selenium	0.53 B	0.63	mg/kg	SW846 6020	06/16-06/22/09	LETQL1AX
		Dilution Factor: 1		Analysis Time..: 16:30	Analyst ID.....: 002260	
		Instrument ID..: I8		MDL.....: 0.018		
Thallium	0.085 B	0.13	mg/kg	SW846 6020	06/16-06/22/09	LETQL1AN
		Dilution Factor: 1		Analysis Time..: 16:30	Analyst ID.....: 002260	
		Instrument ID..: I8		MDL.....: 0.015		
Vanadium	27.7	0.63	mg/kg	SW846 6020	06/16-06/22/09	LETQL1AP
		Dilution Factor: 1		Analysis Time..: 16:30	Analyst ID.....: 002260	
		Instrument ID..: I8		MDL.....: 0.076		
Zinc	48.4 J	1.3	mg/kg	SW846 6020	06/16-06/22/09	LETQL1AQ
		Dilution Factor: 1		Analysis Time..: 16:30	Analyst ID.....: 002260	
		Instrument ID..: I8		MDL.....: 0.11		

NOTE(S):

Results and reporting limits have been adjusted for dry weight.

B Estimated result. Result is less than RL.

J Method blank contamination. The associated method blank contains the target analyte at a reportable level.

Tetra Tech NUS, Inc

Client Sample ID: ILSD-4

TOTAL Metals

Lot-Sample #...: A9F110135-001
Date Sampled...: 06/10/09 10:50 Date Received..: 06/11/09
% Moisture.....: 50
Matrix.....: SO

PARAMETER	RESULT	REPORTING LIMIT	UNITS	METHOD	PREPARATION-ANALYSIS DATE	WORK ORDER #
Prep Batch #...: 9163022						
Silver	15.0	0.20	mg/kg	SW846 6020	06/12-06/16/09	LEN871AV
		Dilution Factor: 1		Analysis Time..: 10:59	Analyst ID.....: 002260	
		Instrument ID..: I8		MDL.....: 0.0065		
Arsenic	7.4 J	0.99	mg/kg	SW846 6020	06/12-06/16/09	LEN871AG
		Dilution Factor: 1		Analysis Time..: 10:59	Analyst ID.....: 002260	
		Instrument ID..: I8		MDL.....: 0.042		
Barium	159 J	9.9	mg/kg	SW846 6020	06/12-06/16/09	LEN871AH
		Dilution Factor: 50		Analysis Time..: 11:36	Analyst ID.....: 002260	
		Instrument ID..: I8		MDL.....: 0.52		
Beryllium	0.93	0.20	mg/kg	SW846 6020	06/12-06/16/09	LEN871AJ
		Dilution Factor: 1		Analysis Time..: 10:59	Analyst ID.....: 002260	
		Instrument ID..: I8		MDL.....: 0.0073		
Cadmium	19.3	0.20	mg/kg	SW846 6020	06/12-06/16/09	LEN871AK
		Dilution Factor: 1		Analysis Time..: 10:59	Analyst ID.....: 002260	
		Instrument ID..: I8		MDL.....: 0.0053		
Cobalt	9.2	0.20	mg/kg	SW846 6020	06/12-06/16/09	LEN871AL
		Dilution Factor: 1		Analysis Time..: 10:59	Analyst ID.....: 002260	
		Instrument ID..: I8		MDL.....: 0.0065		
Chromium	423 J	0.40	mg/kg	SW846 6020	06/12-06/16/09	LEN871A1
		Dilution Factor: 1		Analysis Time..: 10:59	Analyst ID.....: 002260	
		Instrument ID..: I8		MDL.....: 0.013		
Copper	149 J	0.40	mg/kg	SW846 6020	06/12-06/16/09	LEN871AM
		Dilution Factor: 1		Analysis Time..: 10:59	Analyst ID.....: 002260	
		Instrument ID..: I8		MDL.....: 0.013		
Iron	40300 J	19.8	mg/kg	SW846 6020	06/12-06/16/09	LEN871AN
		Dilution Factor: 1		Analysis Time..: 10:59	Analyst ID.....: 002260	
		Instrument ID..: I8		MDL.....: 2.2		
Mercury	0.90	0.20	mg/kg	SW846 7471A	06/12-06/15/09	LEN871A2
		Dilution Factor: 1		Analysis Time..: 11:32	Analyst ID.....: 001576	
		Instrument ID..: H1		MDL.....: 0.033		

(Continued on next page)

Tetra Tech NUS, Inc

Client Sample ID: ILSD-4

TOTAL Metals

Lot-Sample #...: A9F110135-001 Matrix.....: SO

PARAMETER	RESULT	REPORTING LIMIT	UNITS	METHOD	PREPARATION-ANALYSIS DATE	WORK ORDER #
Manganese	839 J	3.0	mg/kg	SW846 6020	06/12-06/16/09	LEN871AQ
		Dilution Factor: 1		Analysis Time..: 10:59	Analyst ID.....: 002260	
		Instrument ID..: I8		MDL.....: 0.028		
Molybdenum	5.0	0.40	mg/kg	SW846 6020	06/12-06/16/09	LEN871AR
		Dilution Factor: 1		Analysis Time..: 10:59	Analyst ID.....: 002260	
		Instrument ID..: I8		MDL.....: 0.040		
Nickel	119	0.20	mg/kg	SW846 6020	06/12-06/16/09	LEN871AT
		Dilution Factor: 1		Analysis Time..: 10:59	Analyst ID.....: 002260	
		Instrument ID..: I8		MDL.....: 0.020		
Lead	376 J	9.9	mg/kg	SW846 6020	06/12-06/16/09	LEN871AP
		Dilution Factor: 50		Analysis Time..: 11:36	Analyst ID.....: 002260	
		Instrument ID..: I8		MDL.....: 0.34		
Antimony	3.9 B,G	19.8	mg/kg	SW846 6020	06/12-06/16/09	LEN871AF
		Dilution Factor: 50		Analysis Time..: 11:36	Analyst ID.....: 002260	
		Instrument ID..: I8		MDL.....: 0.54		
Selenium	1.5	0.99	mg/kg	SW846 6020	06/12-06/16/09	LEN871AU
		Dilution Factor: 1		Analysis Time..: 10:59	Analyst ID.....: 002260	
		Instrument ID..: I8		MDL.....: 0.028		
Thallium	ND G	9.9	mg/kg	SW846 6020	06/12-06/16/09	LEN871AW
		Dilution Factor: 50		Analysis Time..: 11:36	Analyst ID.....: 002260	
		Instrument ID..: I8		MDL.....: 1.2		
Vanadium	538	0.99	mg/kg	SW846 6020	06/12-06/16/09	LEN871AX
		Dilution Factor: 1		Analysis Time..: 10:59	Analyst ID.....: 002260	
		Instrument ID..: I8		MDL.....: 0.12		
Zinc	1280 J	2.0	mg/kg	SW846 6020	06/12-06/16/09	LEN871A0
		Dilution Factor: 1		Analysis Time..: 10:59	Analyst ID.....: 002260	
		Instrument ID..: I8		MDL.....: 0.17		

NOTE(S):

Results and reporting limits have been adjusted for dry weight.

J Method blank contamination. The associated method blank contains the target analyte at a reportable level.

B Estimated result. Result is less than RL.

G Elevated reporting limit. The reporting limit is elevated due to matrix interference.

Tetra Tech NUS, Inc

Client Sample ID: ILSD-7

TOTAL Metals

Lot-Sample #...: A9F120214-011 Matrix.....: SO
Date Sampled...: 06/11/09 17:15 Date Received..: 06/12/09
% Moisture.....: 20

PARAMETER	RESULT	REPORTING LIMIT	UNITS	METHOD	PREPARATION-ANALYSIS DATE	WORK ORDER #
Prep Batch #...: 9167027						
Silver	0.51	0.13	mg/kg	SW846 6020	06/16-06/22/09	LETQ51A0
		Dilution Factor: 1		Analysis Time..: 17:19	Analyst ID.....: 002260	
		Instrument ID..: I8		MDL.....: 0.0041		
Arsenic	3.7	0.63	mg/kg	SW846 6020	06/16-06/22/09	LETQ51AK
		Dilution Factor: 1		Analysis Time..: 17:19	Analyst ID.....: 002260	
		Instrument ID..: I8		MDL.....: 0.026		
Barium	39.1 J	2.5	mg/kg	SW846 6020	06/16-06/23/09	LETQ51AL
		Dilution Factor: 20		Analysis Time..: 14:15	Analyst ID.....: 002260	
		Instrument ID..: I8		MDL.....: 0.13		
Beryllium	0.32	0.13	mg/kg	SW846 6020	06/16-06/22/09	LETQ51AM
		Dilution Factor: 1		Analysis Time..: 17:19	Analyst ID.....: 002260	
		Instrument ID..: I8		MDL.....: 0.0047		
Cadmium	9.3	0.13	mg/kg	SW846 6020	06/16-06/22/09	LETQ51AA
		Dilution Factor: 1		Analysis Time..: 17:19	Analyst ID.....: 002260	
		Instrument ID..: I8		MDL.....: 0.0034		
Cobalt	4.2	0.13	mg/kg	SW846 6020	06/16-06/22/09	LETQ51AC
		Dilution Factor: 1		Analysis Time..: 17:19	Analyst ID.....: 002260	
		Instrument ID..: I8		MDL.....: 0.0041		
Chromium	23.6 J	0.25	mg/kg	SW846 6020	06/16-06/22/09	LETQ51A1
		Dilution Factor: 1		Analysis Time..: 17:19	Analyst ID.....: 002260	
		Instrument ID..: I8		MDL.....: 0.0083		
Copper	49.0 J	0.25	mg/kg	SW846 6020	06/16-06/22/09	LETQ51AD
		Dilution Factor: 1		Analysis Time..: 17:19	Analyst ID.....: 002260	
		Instrument ID..: I8		MDL.....: 0.0080		
Iron	24600 J	12.6	mg/kg	SW846 6020	06/16-06/22/09	LETQ51AR
		Dilution Factor: 1		Analysis Time..: 17:19	Analyst ID.....: 002260	
		Instrument ID..: I8		MDL.....: 1.4		
Mercury	1.9	0.13	mg/kg	SW846 7471A	06/16/09	LETQ51A2
		Dilution Factor: 1		Analysis Time..: 16:36	Analyst ID.....: 001576	
		Instrument ID..: H1		MDL.....: 0.021		

(Continued on next page)

Tetra Tech NUS, Inc

Client Sample ID: ILSD-7

TOTAL Metals

Lot-Sample #...: A9F120214-011 Matrix.....: SO

PARAMETER	RESULT	REPORTING LIMIT	UNITS	METHOD	PREPARATION-ANALYSIS DATE	WORK ORDER #
Manganese	337 J	1.9	mg/kg	SW846 6020	06/16-06/22/09	LETQ51AU
		Dilution Factor: 1		Analysis Time..: 17:19	Analyst ID.....: 002260	
		Instrument ID..: I8		MDL.....: 0.018		
Molybdenum	1.9	0.25	mg/kg	SW846 6020	06/16-06/22/09	LETQ51AV
		Dilution Factor: 1		Analysis Time..: 17:19	Analyst ID.....: 002260	
		Instrument ID..: I8		MDL.....: 0.025		
Nickel	10.8 J	0.13	mg/kg	SW846 6020	06/16-06/22/09	LETQ51AW
		Dilution Factor: 1		Analysis Time..: 17:19	Analyst ID.....: 002260	
		Instrument ID..: I8		MDL.....: 0.013		
Lead	10200 J	2.5	mg/kg	SW846 6020	06/16-06/23/09	LETQ51AT
		Dilution Factor: 20		Analysis Time..: 14:15	Analyst ID.....: 002260	
		Instrument ID..: I8		MDL.....: 0.086		
Antimony	152	5.0	mg/kg	SW846 6020	06/16-06/23/09	LETQ51AJ
		Dilution Factor: 20		Analysis Time..: 14:15	Analyst ID.....: 002260	
		Instrument ID..: I8		MDL.....: 0.14		
Selenium	0.33 B	0.63	mg/kg	SW846 6020	06/16-06/22/09	LETQ51AX
		Dilution Factor: 1		Analysis Time..: 17:19	Analyst ID.....: 002260	
		Instrument ID..: I8		MDL.....: 0.018		
Thallium	ND G	2.5	mg/kg	SW846 6020	06/16-06/23/09	LETQ51AN
		Dilution Factor: 20		Analysis Time..: 14:15	Analyst ID.....: 002260	
		Instrument ID..: I8		MDL.....: 0.30		
Vanadium	26.1	0.63	mg/kg	SW846 6020	06/16-06/22/09	LETQ51AP
		Dilution Factor: 1		Analysis Time..: 17:19	Analyst ID.....: 002260	
		Instrument ID..: I8		MDL.....: 0.075		
Zinc	210 J	1.3	mg/kg	SW846 6020	06/16-06/22/09	LETQ51AQ
		Dilution Factor: 1		Analysis Time..: 17:19	Analyst ID.....: 002260	
		Instrument ID..: I8		MDL.....: 0.11		

NOTE(S):

Results and reporting limits have been adjusted for dry weight.

J Method blank contamination. The associated method blank contains the target analyte at a reportable level.

B Estimated result. Result is less than RL.

G Elevated reporting limit. The reporting limit is elevated due to matrix interference.

Tetra Tech NUS, Inc

Client Sample ID: ILSD-8

TOTAL Metals

Lot-Sample #...: A9F110135-002
Date Sampled...: 06/10/09 11:35 Date Received..: 06/11/09
% Moisture.....: 27
Matrix.....: SO

PARAMETER	RESULT	REPORTING LIMIT	UNITS	METHOD	PREPARATION-ANALYSIS DATE	WORK ORDER #
Prep Batch #...: 9163022						
Silver	0.012 B	0.14	mg/kg	SW846 6020	06/12-06/16/09	LEN9T1A0
		Dilution Factor: 1		Analysis Time..: 11:12	Analyst ID.....: 002260	
		Instrument ID..: I8		MDL.....: 0.0045		
Arsenic	2.2 J	0.69	mg/kg	SW846 6020	06/12-06/16/09	LEN9T1AK
		Dilution Factor: 1		Analysis Time..: 11:12	Analyst ID.....: 002260	
		Instrument ID..: I8		MDL.....: 0.029		
Barium	5.7 J	0.14	mg/kg	SW846 6020	06/12-06/16/09	LEN9T1AL
		Dilution Factor: 1		Analysis Time..: 11:12	Analyst ID.....: 002260	
		Instrument ID..: I8		MDL.....: 0.0071		
Beryllium	0.096 B	0.14	mg/kg	SW846 6020	06/12-06/16/09	LEN9T1AM
		Dilution Factor: 1		Analysis Time..: 11:12	Analyst ID.....: 002260	
		Instrument ID..: I8		MDL.....: 0.0051		
Cadmium	0.078 B	0.14	mg/kg	SW846 6020	06/12-06/16/09	LEN9T1AN
		Dilution Factor: 1		Analysis Time..: 11:12	Analyst ID.....: 002260	
		Instrument ID..: I8		MDL.....: 0.0037		
Cobalt	1.8	0.14	mg/kg	SW846 6020	06/12-06/16/09	LEN9T1AP
		Dilution Factor: 1		Analysis Time..: 11:12	Analyst ID.....: 002260	
		Instrument ID..: I8		MDL.....: 0.0045		
Chromium	4.8 J	0.27	mg/kg	SW846 6020	06/12-06/16/09	LEN9T1AC
		Dilution Factor: 1		Analysis Time..: 11:12	Analyst ID.....: 002260	
		Instrument ID..: I8		MDL.....: 0.0091		
Copper	5.9 J	0.27	mg/kg	SW846 6020	06/12-06/16/09	LEN9T1AQ
		Dilution Factor: 1		Analysis Time..: 11:12	Analyst ID.....: 002260	
		Instrument ID..: I8		MDL.....: 0.0088		
Iron	4840 J	13.7	mg/kg	SW846 6020	06/12-06/16/09	LEN9T1AR
		Dilution Factor: 1		Analysis Time..: 11:12	Analyst ID.....: 002260	
		Instrument ID..: I8		MDL.....: 1.5		
Mercury	0.069 B	0.14	mg/kg	SW846 7471A	06/12-06/15/09	LEN9T1AD
		Dilution Factor: 1		Analysis Time..: 11:41	Analyst ID.....: 001576	
		Instrument ID..: H1		MDL.....: 0.023		

(Continued on next page)

Tetra Tech NUS, Inc

Client Sample ID: ILSD-8

TOTAL Metals

Lot-Sample #...: A9F110135-002 Matrix.....: SO

PARAMETER	RESULT	REPORTING LIMIT	UNITS	METHOD	PREPARATION-ANALYSIS DATE	WORK ORDER #
Manganese	119 J	2.1	mg/kg	SW846 6020	06/12-06/16/09	LEN9T1AU
		Dilution Factor: 1		Analysis Time..: 11:12	Analyst ID.....: 002260	
		Instrument ID..: I8		MDL.....: 0.019		
Molybdenum	0.70	0.27	mg/kg	SW846 6020	06/12-06/16/09	LEN9T1AV
		Dilution Factor: 1		Analysis Time..: 11:12	Analyst ID.....: 002260	
		Instrument ID..: I8		MDL.....: 0.027		
Nickel	6.1	0.14	mg/kg	SW846 6020	06/12-06/16/09	LEN9T1AW
		Dilution Factor: 1		Analysis Time..: 11:12	Analyst ID.....: 002260	
		Instrument ID..: I8		MDL.....: 0.014		
Lead	2.5 J	0.14	mg/kg	SW846 6020	06/12-06/16/09	LEN9T1AT
		Dilution Factor: 1		Analysis Time..: 11:12	Analyst ID.....: 002260	
		Instrument ID..: I8		MDL.....: 0.0047		
Antimony	0.044 B	0.27	mg/kg	SW846 6020	06/12-06/16/09	LEN9T1AJ
		Dilution Factor: 1		Analysis Time..: 11:12	Analyst ID.....: 002260	
		Instrument ID..: I8		MDL.....: 0.0076		
Selenium	0.25 B	0.69	mg/kg	SW846 6020	06/12-06/16/09	LEN9T1AX
		Dilution Factor: 1		Analysis Time..: 11:12	Analyst ID.....: 002260	
		Instrument ID..: I8		MDL.....: 0.019		
Thallium	0.080 B	0.14	mg/kg	SW846 6020	06/12-06/16/09	LEN9T1A1
		Dilution Factor: 1		Analysis Time..: 11:12	Analyst ID.....: 002260	
		Instrument ID..: I8		MDL.....: 0.016		
Vanadium	6.1	0.69	mg/kg	SW846 6020	06/12-06/16/09	LEN9T1A2
		Dilution Factor: 1		Analysis Time..: 11:12	Analyst ID.....: 002260	
		Instrument ID..: I8		MDL.....: 0.082		
Zinc	16.4 J	1.4	mg/kg	SW846 6020	06/12-06/16/09	LEN9T1AA
		Dilution Factor: 1		Analysis Time..: 11:12	Analyst ID.....: 002260	
		Instrument ID..: I8		MDL.....: 0.12		

NOTE(S):

Results and reporting limits have been adjusted for dry weight.

B Estimated result. Result is less than RL.

J Method blank contamination. The associated method blank contains the target analyte at a reportable level.

Tetra Tech NUS, Inc

Client Sample ID: MHSD-4

TOTAL Metals

Lot-Sample #...: A9F120214-008 Matrix.....: SO
Date Sampled...: 06/11/09 16:00 Date Received..: 06/12/09
% Moisture.....: 34

PARAMETER	RESULT	REPORTING LIMIT	UNITS	METHOD	PREPARATION-ANALYSIS DATE	WORK ORDER #
Prep Batch #...: 9167027						
Silver	0.13 B	0.15	mg/kg	SW846 6020	06/16-06/22/09	LETQW1A7
		Dilution Factor: 1		Analysis Time..: 16:42	Analyst ID.....: 002260	
		Instrument ID..: I8		MDL.....: 0.0050		
Arsenic	3.6	0.76	mg/kg	SW846 6020	06/16-06/22/09	LETQW1AT
		Dilution Factor: 1		Analysis Time..: 16:42	Analyst ID.....: 002260	
		Instrument ID..: I8		MDL.....: 0.032		
Barium	205 J	0.15	mg/kg	SW846 6020	06/16-06/22/09	LETQW1AU
		Dilution Factor: 1		Analysis Time..: 16:42	Analyst ID.....: 002260	
		Instrument ID..: I8		MDL.....: 0.0079		
Beryllium	0.71	0.15	mg/kg	SW846 6020	06/16-06/22/09	LETQW1AV
		Dilution Factor: 1		Analysis Time..: 16:42	Analyst ID.....: 002260	
		Instrument ID..: I8		MDL.....: 0.0056		
Cadmium	1.7	0.15	mg/kg	SW846 6020	06/16-06/22/09	LETQW1AW
		Dilution Factor: 1		Analysis Time..: 16:42	Analyst ID.....: 002260	
		Instrument ID..: I8		MDL.....: 0.0041		
Cobalt	5.6	0.15	mg/kg	SW846 6020	06/16-06/22/09	LETQW1AX
		Dilution Factor: 1		Analysis Time..: 16:42	Analyst ID.....: 002260	
		Instrument ID..: I8		MDL.....: 0.0050		
Chromium	47.2 J	0.30	mg/kg	SW846 6020	06/16-06/22/09	LETQW1AC
		Dilution Factor: 1		Analysis Time..: 16:42	Analyst ID.....: 002260	
		Instrument ID..: I8		MDL.....: 0.010		
Copper	14.9 J	0.30	mg/kg	SW846 6020	06/16-06/22/09	LETQW1A0
		Dilution Factor: 1		Analysis Time..: 16:42	Analyst ID.....: 002260	
		Instrument ID..: I8		MDL.....: 0.0097		
Iron	11700 J	15.2	mg/kg	SW846 6020	06/16-06/22/09	LETQW1A1
		Dilution Factor: 1		Analysis Time..: 16:42	Analyst ID.....: 002260	
		Instrument ID..: I8		MDL.....: 1.7		
Mercury	0.35	0.15	mg/kg	SW846 7471A	06/16/09	LETQW1AD
		Dilution Factor: 1		Analysis Time..: 16:20	Analyst ID.....: 001576	
		Instrument ID..: H1		MDL.....: 0.025		

(Continued on next page)

Tetra Tech NUS, Inc

Client Sample ID: MHSD-4

TOTAL Metals

Lot-Sample #...: A9F120214-008 Matrix.....: SO

PARAMETER	RESULT	REPORTING LIMIT	UNITS	METHOD	PREPARATION-ANALYSIS DATE	WORK ORDER #
Manganese	254 J	2.3	mg/kg	SW846 6020	06/16-06/22/09	LETQW1A3
		Dilution Factor: 1		Analysis Time..: 16:42	Analyst ID.....: 002260	
		Instrument ID..: I8		MDL.....: 0.021		
Molybdenum	1.2	0.30	mg/kg	SW846 6020	06/16-06/22/09	LETQW1A4
		Dilution Factor: 1		Analysis Time..: 16:42	Analyst ID.....: 002260	
		Instrument ID..: I8		MDL.....: 0.030		
Nickel	14.5 J	0.15	mg/kg	SW846 6020	06/16-06/22/09	LETQW1A5
		Dilution Factor: 1		Analysis Time..: 16:42	Analyst ID.....: 002260	
		Instrument ID..: I8		MDL.....: 0.015		
Lead	198 J	0.15	mg/kg	SW846 6020	06/16-06/22/09	LETQW1A2
		Dilution Factor: 1		Analysis Time..: 16:42	Analyst ID.....: 002260	
		Instrument ID..: I8		MDL.....: 0.0052		
Antimony	1.4	0.30	mg/kg	SW846 6020	06/16-06/22/09	LETQW1AR
		Dilution Factor: 1		Analysis Time..: 16:42	Analyst ID.....: 002260	
		Instrument ID..: I8		MDL.....: 0.0084		
Selenium	0.44 B	0.76	mg/kg	SW846 6020	06/16-06/22/09	LETQW1A6
		Dilution Factor: 1		Analysis Time..: 16:42	Analyst ID.....: 002260	
		Instrument ID..: I8		MDL.....: 0.021		
Thallium	0.034 B	0.15	mg/kg	SW846 6020	06/16-06/22/09	LETQW1A8
		Dilution Factor: 1		Analysis Time..: 16:42	Analyst ID.....: 002260	
		Instrument ID..: I8		MDL.....: 0.018		
Vanadium	21.6	0.76	mg/kg	SW846 6020	06/16-06/22/09	LETQW1A9
		Dilution Factor: 1		Analysis Time..: 16:42	Analyst ID.....: 002260	
		Instrument ID..: I8		MDL.....: 0.091		
Zinc	317 J	1.5	mg/kg	SW846 6020	06/16-06/22/09	LETQW1AA
		Dilution Factor: 1		Analysis Time..: 16:42	Analyst ID.....: 002260	
		Instrument ID..: I8		MDL.....: 0.13		

NOTE(S):

Results and reporting limits have been adjusted for dry weight.

B Estimated result. Result is less than RL.

J Method blank contamination. The associated method blank contains the target analyte at a reportable level.

Tetra Tech NUS, Inc

Client Sample ID: MHSD-7

TOTAL Metals

Lot-Sample #...: A9F120214-010 Matrix.....: SO
Date Sampled...: 06/11/09 16:50 Date Received..: 06/12/09
% Moisture.....: 60

PARAMETER	RESULT	REPORTING LIMIT	UNITS	METHOD	PREPARATION-ANALYSIS DATE	WORK ORDER #
Prep Batch #...: 9167027						
Silver	0.50	0.25	mg/kg	SW846 6020	06/16-06/22/09	LETQ21A0
		Dilution Factor: 1		Analysis Time..: 17:07	Analyst ID.....: 002260	
		Instrument ID..: I8		MDL.....: 0.0083		
Arsenic	9.2	1.3	mg/kg	SW846 6020	06/16-06/22/09	LETQ21AK
		Dilution Factor: 1		Analysis Time..: 17:07	Analyst ID.....: 002260	
		Instrument ID..: I8		MDL.....: 0.053		
Barium	124 J	0.25	mg/kg	SW846 6020	06/16-06/22/09	LETQ21AL
		Dilution Factor: 1		Analysis Time..: 17:07	Analyst ID.....: 002260	
		Instrument ID..: I8		MDL.....: 0.013		
Beryllium	4.5	0.25	mg/kg	SW846 6020	06/16-06/22/09	LETQ21AM
		Dilution Factor: 1		Analysis Time..: 17:07	Analyst ID.....: 002260	
		Instrument ID..: I8		MDL.....: 0.0093		
Cadmium	5.5	0.25	mg/kg	SW846 6020	06/16-06/22/09	LETQ21AA
		Dilution Factor: 1		Analysis Time..: 17:07	Analyst ID.....: 002260	
		Instrument ID..: I8		MDL.....: 0.0068		
Cobalt	29.5	0.25	mg/kg	SW846 6020	06/16-06/22/09	LETQ21AC
		Dilution Factor: 1		Analysis Time..: 17:07	Analyst ID.....: 002260	
		Instrument ID..: I8		MDL.....: 0.0083		
Chromium	120 J	0.50	mg/kg	SW846 6020	06/16-06/22/09	LETQ21A1
		Dilution Factor: 1		Analysis Time..: 17:07	Analyst ID.....: 002260	
		Instrument ID..: I8		MDL.....: 0.017		
Copper	59.4 J	0.50	mg/kg	SW846 6020	06/16-06/22/09	LETQ21AD
		Dilution Factor: 1		Analysis Time..: 17:07	Analyst ID.....: 002260	
		Instrument ID..: I8		MDL.....: 0.016		
Iron	53300 J	25.1	mg/kg	SW846 6020	06/16-06/22/09	LETQ21AR
		Dilution Factor: 1		Analysis Time..: 17:07	Analyst ID.....: 002260	
		Instrument ID..: I8		MDL.....: 2.8		
Mercury	0.95	0.25	mg/kg	SW846 7471A	06/16/09	LETQ21A2
		Dilution Factor: 1		Analysis Time..: 16:29	Analyst ID.....: 001576	
		Instrument ID..: H1		MDL.....: 0.042		

(Continued on next page)

Tetra Tech NUS, Inc

Client Sample ID: MHSD-7

TOTAL Metals

Lot-Sample #...: A9F120214-010 Matrix.....: SO

PARAMETER	RESULT	REPORTING LIMIT	UNITS	METHOD	PREPARATION-ANALYSIS DATE	WORK ORDER #
Manganese	328 J	3.8	mg/kg	SW846 6020	06/16-06/22/09	LETQ21AU
		Dilution Factor: 1		Analysis Time..: 17:07	Analyst ID.....: 002260	
		Instrument ID..: I8		MDL.....: 0.035		
Molybdenum	3.3	0.50	mg/kg	SW846 6020	06/16-06/22/09	LETQ21AV
		Dilution Factor: 1		Analysis Time..: 17:07	Analyst ID.....: 002260	
		Instrument ID..: I8		MDL.....: 0.050		
Nickel	50.0 J	0.25	mg/kg	SW846 6020	06/16-06/22/09	LETQ21AW
		Dilution Factor: 1		Analysis Time..: 17:07	Analyst ID.....: 002260	
		Instrument ID..: I8		MDL.....: 0.025		
Lead	235 J	0.25	mg/kg	SW846 6020	06/16-06/22/09	LETQ21AT
		Dilution Factor: 1		Analysis Time..: 17:07	Analyst ID.....: 002260	
		Instrument ID..: I8		MDL.....: 0.0085		
Antimony	4.8	0.50	mg/kg	SW846 6020	06/16-06/22/09	LETQ21AJ
		Dilution Factor: 1		Analysis Time..: 17:07	Analyst ID.....: 002260	
		Instrument ID..: I8		MDL.....: 0.014		
Selenium	2.1	1.3	mg/kg	SW846 6020	06/16-06/22/09	LETQ21AX
		Dilution Factor: 1		Analysis Time..: 17:07	Analyst ID.....: 002260	
		Instrument ID..: I8		MDL.....: 0.035		
Thallium	0.18 B	0.25	mg/kg	SW846 6020	06/16-06/22/09	LETQ21AN
		Dilution Factor: 1		Analysis Time..: 17:07	Analyst ID.....: 002260	
		Instrument ID..: I8		MDL.....: 0.030		
Vanadium	160	1.3	mg/kg	SW846 6020	06/16-06/22/09	LETQ21AP
		Dilution Factor: 1		Analysis Time..: 17:07	Analyst ID.....: 002260	
		Instrument ID..: I8		MDL.....: 0.15		
Zinc	527 J	2.5	mg/kg	SW846 6020	06/16-06/22/09	LETQ21AQ
		Dilution Factor: 1		Analysis Time..: 17:07	Analyst ID.....: 002260	
		Instrument ID..: I8		MDL.....: 0.21		

NOTE(S):

Results and reporting limits have been adjusted for dry weight.

J Method blank contamination. The associated method blank contains the target analyte at a reportable level.

B Estimated result. Result is less than RL.

Tetra Tech NUS, Inc

Client Sample ID: MHSD-7A

TOTAL Metals

Lot-Sample #...: A9F120214-009 Matrix.....: SO
Date Sampled...: 06/11/09 16:30 Date Received..: 06/12/09
% Moisture.....: 31

PARAMETER	RESULT	REPORTING LIMIT	UNITS	METHOD	PREPARATION-ANALYSIS DATE	WORK ORDER #
Prep Batch #...: 9167027						
Silver	0.33	0.14	mg/kg	SW846 6020	06/16-06/22/09	LETQX1A0
		Dilution Factor: 1		Analysis Time..: 17:03	Analyst ID.....: 002260	
		Instrument ID..: I8		MDL.....: 0.0048		
Arsenic	6.2	0.72	mg/kg	SW846 6020	06/16-06/22/09	LETQX1AK
		Dilution Factor: 1		Analysis Time..: 17:03	Analyst ID.....: 002260	
		Instrument ID..: I8		MDL.....: 0.030		
Barium	245 J	2.9	mg/kg	SW846 6020	06/16-06/23/09	LETQX1AL
		Dilution Factor: 20		Analysis Time..: 14:11	Analyst ID.....: 002260	
		Instrument ID..: I8		MDL.....: 0.15		
Beryllium	1.3	0.14	mg/kg	SW846 6020	06/16-06/22/09	LETQX1AM
		Dilution Factor: 1		Analysis Time..: 17:03	Analyst ID.....: 002260	
		Instrument ID..: I8		MDL.....: 0.0053		
Cadmium	4.9	0.14	mg/kg	SW846 6020	06/16-06/22/09	LETQX1AA
		Dilution Factor: 1		Analysis Time..: 17:03	Analyst ID.....: 002260	
		Instrument ID..: I8		MDL.....: 0.0039		
Cobalt	5.2	0.14	mg/kg	SW846 6020	06/16-06/22/09	LETQX1AC
		Dilution Factor: 1		Analysis Time..: 17:03	Analyst ID.....: 002260	
		Instrument ID..: I8		MDL.....: 0.0048		
Chromium	74.1 J	0.29	mg/kg	SW846 6020	06/16-06/22/09	LETQX1A1
		Dilution Factor: 1		Analysis Time..: 17:03	Analyst ID.....: 002260	
		Instrument ID..: I8		MDL.....: 0.0095		
Copper	31.5 J	0.29	mg/kg	SW846 6020	06/16-06/22/09	LETQX1AD
		Dilution Factor: 1		Analysis Time..: 17:03	Analyst ID.....: 002260	
		Instrument ID..: I8		MDL.....: 0.0092		
Iron	15700 J	14.4	mg/kg	SW846 6020	06/16-06/22/09	LETQX1AR
		Dilution Factor: 1		Analysis Time..: 17:03	Analyst ID.....: 002260	
		Instrument ID..: I8		MDL.....: 1.6		
Mercury	0.027 B	0.14	mg/kg	SW846 7471A	06/16/09	LETQX1A2
		Dilution Factor: 1		Analysis Time..: 16:26	Analyst ID.....: 001576	
		Instrument ID..: H1		MDL.....: 0.024		

(Continued on next page)

Tetra Tech NUS, Inc

Client Sample ID: MHSD-7A

TOTAL Metals

Lot-Sample #...: A9F120214-009 Matrix.....: SO

PARAMETER	RESULT	REPORTING LIMIT	UNITS	METHOD	PREPARATION-ANALYSIS DATE	WORK ORDER #
Manganese	1320 J	2.2	mg/kg	SW846 6020	06/16-06/22/09	LETQX1AU
		Dilution Factor: 1		Analysis Time..: 17:03	Analyst ID.....: 002260	
		Instrument ID..: I8		MDL.....: 0.020		
Molybdenum	3.1	0.29	mg/kg	SW846 6020	06/16-06/22/09	LETQX1AV
		Dilution Factor: 1		Analysis Time..: 17:03	Analyst ID.....: 002260	
		Instrument ID..: I8		MDL.....: 0.029		
Nickel	28.9 J	0.14	mg/kg	SW846 6020	06/16-06/22/09	LETQX1AW
		Dilution Factor: 1		Analysis Time..: 17:03	Analyst ID.....: 002260	
		Instrument ID..: I8		MDL.....: 0.014		
Lead	163 J	2.9	mg/kg	SW846 6020	06/16-06/23/09	LETQX1AT
		Dilution Factor: 20		Analysis Time..: 14:11	Analyst ID.....: 002260	
		Instrument ID..: I8		MDL.....: 0.098		
Antimony	14.3	5.8	mg/kg	SW846 6020	06/16-06/23/09	LETQX1AJ
		Dilution Factor: 20		Analysis Time..: 14:11	Analyst ID.....: 002260	
		Instrument ID..: I8		MDL.....: 0.16		
Selenium	0.96	0.72	mg/kg	SW846 6020	06/16-06/22/09	LETQX1AX
		Dilution Factor: 1		Analysis Time..: 17:03	Analyst ID.....: 002260	
		Instrument ID..: I8		MDL.....: 0.020		
Thallium	ND G	2.9	mg/kg	SW846 6020	06/16-06/23/09	LETQX1AN
		Dilution Factor: 20		Analysis Time..: 14:11	Analyst ID.....: 002260	
		Instrument ID..: I8		MDL.....: 0.35		
Vanadium	82.5	0.72	mg/kg	SW846 6020	06/16-06/22/09	LETQX1AP
		Dilution Factor: 1		Analysis Time..: 17:03	Analyst ID.....: 002260	
		Instrument ID..: I8		MDL.....: 0.086		
Zinc	424 J	1.4	mg/kg	SW846 6020	06/16-06/22/09	LETQX1AQ
		Dilution Factor: 1		Analysis Time..: 17:03	Analyst ID.....: 002260	
		Instrument ID..: I8		MDL.....: 0.12		

NOTE(S):

Results and reporting limits have been adjusted for dry weight.

J Method blank contamination. The associated method blank contains the target analyte at a reportable level.

B Estimated result. Result is less than RL.

G Elevated reporting limit. The reporting limit is elevated due to matrix interference.

Tetra Tech NUS, Inc

Client Sample ID: ILSD-11

TCLP Metals

Lot-Sample #...: A9F120214-003 Matrix.....: SO
Date Sampled...: 06/11/09 11:50 Date Received..: 06/12/09
Leach Date.....: 06/17/09 Leach Batch #..: P916805

PARAMETER	RESULT	REPORTING LIMIT	UNITS	METHOD	PREPARATION-ANALYSIS DATE	WORK ORDER #
Prep Batch #...: 9169025						
Arsenic	0.0047 B	0.50	mg/L	SW846 6010B	06/18-06/19/09	LETQE1A9
		Dilution Factor: 1		Analysis Time..: 15:56	Analyst ID.....: 000079	
		Instrument ID..: I5		MDL.....: 0.0032		
Barium	0.57 B	10.0	mg/L	SW846 6010B	06/18-06/19/09	LETQE1CA
		Dilution Factor: 1		Analysis Time..: 15:56	Analyst ID.....: 000079	
		Instrument ID..: I5		MDL.....: 0.00067		
Cadmium	0.0094 B	0.10	mg/L	SW846 6010B	06/18-06/19/09	LETQE1CC
		Dilution Factor: 1		Analysis Time..: 15:56	Analyst ID.....: 000079	
		Instrument ID..: I5		MDL.....: 0.00066		
Chromium	0.0037 B	0.50	mg/L	SW846 6010B	06/18-06/19/09	LETQE1CD
		Dilution Factor: 1		Analysis Time..: 15:56	Analyst ID.....: 000079	
		Instrument ID..: I5		MDL.....: 0.0022		
Lead	0.10 B	0.50	mg/L	SW846 6010B	06/18-06/19/09	LETQE1CE
		Dilution Factor: 1		Analysis Time..: 15:56	Analyst ID.....: 000079	
		Instrument ID..: I5		MDL.....: 0.0019		
Selenium	ND	0.25	mg/L	SW846 6010B	06/18-06/19/09	LETQE1CF
		Dilution Factor: 1		Analysis Time..: 15:56	Analyst ID.....: 000079	
		Instrument ID..: I5		MDL.....: 0.0041		
Silver	ND	0.50	mg/L	SW846 6010B	06/18-06/19/09	LETQE1CG
		Dilution Factor: 1		Analysis Time..: 15:56	Analyst ID.....: 000079	
		Instrument ID..: I5		MDL.....: 0.0022		
Mercury	ND	0.0020	mg/L	SW846 7470A	06/18-06/19/09	LETQE1CH
		Dilution Factor: 1		Analysis Time..: 12:29	Analyst ID.....: 001576	
		Instrument ID..: H1		MDL.....: 0.00012		

NOTE(S):

Analysis performed in accordance with USEPA Toxicity Characteristic Leaching Procedure Method 1311

B Estimated result. Result is less than RL.

Tetra Tech NUS, Inc

Client Sample ID: ILSD-18

TCLP Metals

Lot-Sample #...: A9F120214-006 Matrix.....: SO
Date Sampled...: 06/11/09 15:00 Date Received..: 06/12/09
Leach Date.....: 06/17/09 Leach Batch #..: P916805

PARAMETER	RESULT	REPORTING LIMIT	UNITS	METHOD	PREPARATION-ANALYSIS DATE	WORK ORDER #
Prep Batch #...: 9169025						
Arsenic	0.019 B	0.50	mg/L	SW846 6010B	06/18-06/19/09	LETQN1AL
		Dilution Factor: 1		Analysis Time..: 16:00	Analyst ID.....: 000079	
		Instrument ID..: I5		MDL.....: 0.0032		
Barium	0.74 B	10.0	mg/L	SW846 6010B	06/18-06/19/09	LETQN1CA
		Dilution Factor: 1		Analysis Time..: 16:00	Analyst ID.....: 000079	
		Instrument ID..: I5		MDL.....: 0.00067		
Cadmium	0.095 B	0.10	mg/L	SW846 6010B	06/18-06/19/09	LETQN1CC
		Dilution Factor: 1		Analysis Time..: 16:00	Analyst ID.....: 000079	
		Instrument ID..: I5		MDL.....: 0.00066		
Chromium	0.029 B	0.50	mg/L	SW846 6010B	06/18-06/19/09	LETQN1CD
		Dilution Factor: 1		Analysis Time..: 16:00	Analyst ID.....: 000079	
		Instrument ID..: I5		MDL.....: 0.0022		
Lead	0.76	0.50	mg/L	SW846 6010B	06/18-06/19/09	LETQN1CE
		Dilution Factor: 1		Analysis Time..: 16:00	Analyst ID.....: 000079	
		Instrument ID..: I5		MDL.....: 0.0019		
Selenium	0.0055 B	0.25	mg/L	SW846 6010B	06/18-06/19/09	LETQN1CF
		Dilution Factor: 1		Analysis Time..: 16:00	Analyst ID.....: 000079	
		Instrument ID..: I5		MDL.....: 0.0041		
Silver	ND	0.50	mg/L	SW846 6010B	06/18-06/19/09	LETQN1CG
		Dilution Factor: 1		Analysis Time..: 16:00	Analyst ID.....: 000079	
		Instrument ID..: I5		MDL.....: 0.0022		
Mercury	ND	0.0020	mg/L	SW846 7470A	06/18-06/19/09	LETQN1CH
		Dilution Factor: 1		Analysis Time..: 12:27	Analyst ID.....: 001576	
		Instrument ID..: H1		MDL.....: 0.00012		

NOTE(S):

Analysis performed in accordance with USEPA Toxicity Characteristic Leaching Procedure Method 1311

B Estimated result. Result is less than RL.

Tetra Tech NUS, Inc

Client Sample ID: MHSD-4

TCLP Metals

Lot-Sample #...: A9F120214-008 Matrix.....: SO
Date Sampled...: 06/11/09 16:00 Date Received..: 06/12/09
Leach Date.....: 06/17/09 Leach Batch #..: P916805

PARAMETER	RESULT	REPORTING LIMIT	UNITS	METHOD	PREPARATION-ANALYSIS DATE	WORK ORDER #
Prep Batch #...: 9169025						
Arsenic	0.0055 B	0.50	mg/L	SW846 6010B	06/18-06/19/09	LETQW1AL
		Dilution Factor: 1		Analysis Time..: 16:05	Analyst ID.....: 000079	
		Instrument ID..: I5		MDL.....: 0.0032		
Barium	0.95 B	10.0	mg/L	SW846 6010B	06/18-06/19/09	LETQW1CA
		Dilution Factor: 1		Analysis Time..: 16:05	Analyst ID.....: 000079	
		Instrument ID..: I5		MDL.....: 0.00067		
Cadmium	0.011 B	0.10	mg/L	SW846 6010B	06/18-06/19/09	LETQW1CC
		Dilution Factor: 1		Analysis Time..: 16:05	Analyst ID.....: 000079	
		Instrument ID..: I5		MDL.....: 0.00066		
Chromium	0.0055 B	0.50	mg/L	SW846 6010B	06/18-06/19/09	LETQW1CD
		Dilution Factor: 1		Analysis Time..: 16:05	Analyst ID.....: 000079	
		Instrument ID..: I5		MDL.....: 0.0022		
Lead	0.26 B	0.50	mg/L	SW846 6010B	06/18-06/19/09	LETQW1CE
		Dilution Factor: 1		Analysis Time..: 16:05	Analyst ID.....: 000079	
		Instrument ID..: I5		MDL.....: 0.0019		
Selenium	0.0073 B	0.25	mg/L	SW846 6010B	06/18-06/19/09	LETQW1CF
		Dilution Factor: 1		Analysis Time..: 16:05	Analyst ID.....: 000079	
		Instrument ID..: I5		MDL.....: 0.0041		
Silver	ND	0.50	mg/L	SW846 6010B	06/18-06/19/09	LETQW1CG
		Dilution Factor: 1		Analysis Time..: 16:05	Analyst ID.....: 000079	
		Instrument ID..: I5		MDL.....: 0.0022		
Mercury	0.00014 B	0.0020	mg/L	SW846 7470A	06/18-06/19/09	LETQW1CH
		Dilution Factor: 1		Analysis Time..: 12:20	Analyst ID.....: 001576	
		Instrument ID..: H1		MDL.....: 0.00012		

NOTE(S):

Analysis performed in accordance with USEPA Toxicity Characteristic Leaching Procedure Method 1311

B Estimated result. Result is less than RL.

Tetra Tech NUS, Inc

Client Sample ID: ILSD-11

General Chemistry

Lot-Sample #...: A9F120214-003 Work Order #...: LETQE Matrix.....: SO
Date Sampled...: 06/11/09 11:50 Date Received..: 06/12/09
% Moisture.....: 62

PARAMETER	RESULT	RL	UNITS	METHOD	PREPARATION-ANALYSIS DATE	PREP BATCH #
Acid-soluble sulfide	166	79.6 Dilution Factor: 1	mg/kg	SW846 9030B/9034	06/18/09	9169140
Corrosivity	6.4	 Dilution Factor: 1	No Units	SW846 9045C	06/12/09	9163481
Cyanide, Total	2.7	1.3 Dilution Factor: 1	mg/kg	SW846 9012A	06/18/09	9169432
Flashpoint	>180	 Dilution Factor: 1	deg F	SW846 1010	06/24/09	9175444
Percent Solids	37.7	10.0 Dilution Factor: 1	%	MCAWW 160.3 MOD	06/18-06/19/09	9169283

NOTE(S):

RL Reporting Limit

Results and reporting limits have been adjusted for dry weight.

Tetra Tech NUS, Inc

Client Sample ID: ILSD-18

General Chemistry

Lot-Sample #...: A9F120214-006 Work Order #...: LETQN Matrix.....: SO
Date Sampled...: 06/11/09 15:00 Date Received..: 06/12/09
% Moisture.....: 52

PARAMETER	RESULT	RL	UNITS	METHOD	PREPARATION-ANALYSIS DATE	PREP BATCH #
Acid-soluble sulfide	179	61.9	mg/kg	SW846 9030B/9034	06/18/09	9169140
		Dilution Factor: 1				
Corrosivity	7.1		No Units	SW846 9045C	06/12/09	9163481
		Dilution Factor: 1				
Cyanide, Total	0.36 B	1.0	mg/kg	SW846 9012A	06/18/09	9169432
		Dilution Factor: 1				
Flashpoint	>180		deg F	SW846 1010	06/24/09	9175444
		Dilution Factor: 1				
Percent Solids	48.4	10.0	%	MCAWW 160.3 MOD	06/18-06/19/09	9169283
		Dilution Factor: 1				

NOTE(S):

RL Reporting Limit

Results and reporting limits have been adjusted for dry weight.

B Estimated result. Result is less than RL.

Tetra Tech NUS, Inc

Client Sample ID: MHSD-4

General Chemistry

Lot-Sample #...: A9F120214-008 Work Order #...: LETQW Matrix.....: SO
Date Sampled...: 06/11/09 16:00 Date Received..: 06/12/09
% Moisture.....: 34

PARAMETER	RESULT	RL	UNITS	METHOD	PREPARATION-ANALYSIS DATE	PREP BATCH #
Acid-soluble sulfide	193	45.6	mg/kg	SW846 9030B/9034	06/18/09	9169140
		Dilution Factor: 1				
Corrosivity	7.7		No Units	SW846 9045C	06/12/09	9163481
		Dilution Factor: 1				
Cyanide, Total	0.31 B	0.76	mg/kg	SW846 9012A	06/18/09	9169432
		Dilution Factor: 1				
Flashpoint	>180		deg F	SW846 1010	06/24/09	9175444
		Dilution Factor: 1				
Percent Solids	65.8	10.0	%	MCAWW 160.3 MOD	06/18-06/19/09	9169283
		Dilution Factor: 1				

NOTE(S):

RL Reporting Limit

Results and reporting limits have been adjusted for dry weight.

B Estimated result. Result is less than RL.

APPENDIX C
SUPPORT DOCUMENTATION

HOLDTIME

SDG 9F11135

SORT	UNITS	NSAMPLE	LAB_ID	QC_TYPE	SAMP_DATE	EXTR_DATE	ANAL_DATE	SMP_EXTR	EXTR_ANL	SMP_ANL
HG	MG/KG	ILSD-18	A9F120214006	NM	6/11/2009	6/16/2009	6/16/2009	4.792	0.271	5.063
HG	MG/KG	MHSD-7A	A9F120214009	NM	6/11/2009	6/16/2009	6/16/2009	4.729	0.268	4.997
HG	MG/KG	MHSD-7	A9F120214010	NM	6/11/2009	6/16/2009	6/16/2009	4.715	0.270	4.985
HG	MG/KG	MHSD-4	A9F120214008	NM	6/11/2009	6/16/2009	6/16/2009	4.75	0.264	5.014
HG	MG/KG	ILSD-8	A9F110135002	NM	6/10/2009	6/12/2009	6/15/2009	1.934	3.070	5.004
HG	MG/KG	ILSD-7	A9F120214011	NM	6/11/2009	6/16/2009	6/16/2009	4.698	0.275	4.973
HG	MG/KG	ILSD-4	A9F110135001	NM	6/10/2009	6/12/2009	6/15/2009	1.965	3.064	5.029
HG	MG/KG	ILSD-19	A9F120214007	NM	6/11/2009	6/16/2009	6/16/2009	4.774	0.272	5.047
HG	MG/KG	ILSD-16	A9F120214002	NM	6/11/2009	6/16/2009	6/16/2009	4.938	0.278	5.215
HG	MG/KG	ILSD-15	A9F120214001	NM	6/11/2009	6/16/2009	6/16/2009	4.979	0.258	5.237
HG	MG/KG	ILSD-12	A9F110135003	NM	6/10/2009	6/12/2009	6/15/2009	1.851	3.069	4.919
HG	MG/KG	ILSD-11	A9F120214003	NM	6/11/2009	6/16/2009	6/16/2009	4.924	0.265	5.189
HG	MG/KG	ILSD-10	A9F120214004	NM	6/11/2009	6/16/2009	6/16/2009	4.847	0.274	5.122
HG	MG/KG	ILSD-14	A9F110135004	NM	6/10/2009	6/12/2009	6/15/2009	1.785	3.069	4.854
HG	MG/KG	ILSD-20	A9F120214005	NM	6/11/2009	6/16/2009	6/16/2009	4.83	0.263	5.092

SORT	UNITS	NSAMPLE	LAB_ID	QC_TYPE	SAMP_DATE	EXTR_DATE	ANAL_DATE	SMP_EXTR	EXTR_ANL	SMP_ANL
M	MG/KG	MHSD-4	A9F120214008	NM	6/11/2009	6/16/2009	6/22/2009	4.75	6.279	11.03
M	MG/KG	ILSD-18	A9F120214006	NM	6/11/2009	6/16/2009	6/22/2009	4.792	6.274	11.07
M	MG/KG	ILSD-20	A9F120214005	NM	6/11/2009	6/16/2009	6/22/2009	4.83	6.271	11.10
M	MG/KG	ILSD-4	A9F110135001	NM	6/10/2009	6/12/2009	6/16/2009	1.965	4.067	6.032
M	MG/KG	ILSD-7	A9F120214011	NM	6/11/2009	6/16/2009	6/22/2009	4.698	6.305	11.00
M	MG/KG	ILSD-7	A9F120214011	NM	6/11/2009	6/16/2009	6/23/2009	4.698	7.177	11.88
M	MG/KG	MHSD-7A	A9F120214009	NM	6/11/2009	6/16/2009	6/23/2009	4.729	7.174	11.90
M	MG/KG	MHSD-7	A9F120214010	NM	6/11/2009	6/16/2009	6/22/2009	4.715	6.297	11.01
M	MG/KG	ILSD-8	A9F110135002	NM	6/10/2009	6/12/2009	6/16/2009	1.934	4.050	5.984
M	MG/KG	ILSD-16	A9F120214002	NM	6/11/2009	6/16/2009	6/22/2009	4.938	6.263	11.20
M	MG/KG	ILSD-19	A9F120214007	NM	6/11/2009	6/16/2009	6/22/2009	4.774	6.276	11.05
M	MG/KG	MHSD-7A	A9F120214009	NM	6/11/2009	6/16/2009	6/22/2009	4.729	6.294	11.02
M	MG/KG	ILSD-14	A9F110135004	NM	6/10/2009	6/12/2009	6/16/2009	1.785	4.056	5.840
M	MG/KG	ILSD-12	A9F110135003	NM	6/10/2009	6/12/2009	6/16/2009	1.851	4.076	5.926
M	MG/KG	ILSD-12	A9F110135003	NM	6/10/2009	6/12/2009	6/16/2009	1.851	4.053	5.903
M	MG/KG	ILSD-4	A9F110135001	NM	6/10/2009	6/12/2009	6/16/2009	1.965	4.041	6.006
M	MG/KG	ILSD-11	A9F120214003	NM	6/11/2009	6/16/2009	6/22/2009	4.924	6.265	11.19
M	MG/KG	ILSD-10	A9F120214004	NM	6/11/2009	6/16/2009	6/23/2009	4.847	7.172	12.02

SORT	UNITS	NSAMPLE	LAB_ID	QC_TYPE	SAMP_DATE	EXTR_DATE	ANAL_DATE	SMP_EXTR	EXTR_ANL	SMP_ANL
M	MG/KG	ILSD-15	A9F120214001	NM	6/11/2009	6/16/2009	6/22/2009	4.979	6.254	11.23
M	MG/KG	ILSD-10	A9F120214004	NM	6/11/2009	6/16/2009	6/22/2009	4.847	6.268	11.12
CORR	NO UN	MHSD-4	A9F120214008	NM	6/11/2009	6/12/2009	6/12/2009	0.333	0	0.333
CORR	NO UN	ILSD-11	A9F120214003	NM	6/11/2009	6/12/2009	6/12/2009	0.507	0	0.507
CORR	NO UN	ILSD-18	A9F120214006	NM	6/11/2009	6/12/2009	6/12/2009	0.375	0	0.375
FP	DEG F	MHSD-4	A9F120214008	NM	6/11/2009	6/24/2009	6/24/2009	12.33	0	12.33
FP	DEG F	ILSD-18	A9F120214006	NM	6/11/2009	6/24/2009	6/24/2009	12.38	0	12.38
FP	DEG F	ILSD-11	A9F120214003	NM	6/11/2009	6/24/2009	6/24/2009	12.51	0	12.51
RCN	MG/KG	ILSD-18	A9F120214006	NM	6/11/2009	6/18/2009	6/18/2009	6.375	0	6.375
RCN	MG/KG	ILSD-11	A9F120214003	NM	6/11/2009	6/18/2009	6/18/2009	6.507	0	6.507
RCN	MG/KG	MHSD-4	A9F120214008	NM	6/11/2009	6/18/2009	6/18/2009	6.333	0	6.333
RSUL	MG/KG	MHSD-4	A9F120214008	NM	6/11/2009	6/18/2009	6/18/2009	6.333	0	6.333
RSUL	MG/KG	ILSD-11	A9F120214003	NM	6/11/2009	6/18/2009	6/18/2009	6.507	0	6.507
RSUL	MG/KG	ILSD-18	A9F120214006	NM	6/11/2009	6/18/2009	6/18/2009	6.375	0	6.375
OV	MG/L	ILSD-11	A9F120214003	NM	6/11/2009	6/19/2009	6/19/2009	7.507	0.931	8.438
OV	UG/KG	ILSD-20	A9F120214005	NM	6/11/2009	6/19/2009	6/19/2009	7.413	0.960	8.374
OV	UG/KG	MHSD-7	A9F120214010	NM	6/11/2009	6/23/2009	6/23/2009	11.3	0.007	11.31
OV	UG/KG	MHSD-7A	A9F120214009	NM	6/11/2009	6/20/2009	6/20/2009	8.313	0.019	8.332

SORT	UNITS	NSAMPLE	LAB_ID	QC_TYPE	SAMP_DATE	EXTR_DATE	ANAL_DATE	SMP_EXTR	EXTR_ANL	SMP_ANL
OV	UG/KG	ILSD-11	A9F120214003	NM	6/11/2009	6/19/2009	6/19/2009	7.507	0.931	8.438
OV	UG/KG	ILSD-7	A9F120214011	NM	6/11/2009	6/22/2009	6/22/2009	10.28	0.963	11.24
OV	UG/KG	ILSD-4	A9F110135001	NM	6/10/2009	6/19/2009	6/19/2009	8.549	0.783	9.331
OV	UG/KG	MHSD-4	A9F120214008	NM	6/11/2009	6/24/2009	6/24/2009	12.33	0.916	13.25
OV	UG/KG	ILSD-19	A9F120214007	NM	6/11/2009	6/22/2009	6/22/2009	10.36	0.947	11.30
OV	UG/KG	ILSD-18	A9F120214006	NM	6/11/2009	6/22/2009	6/22/2009	10.38	0.977	11.35
OV	UG/KG	ILSD-16	A9F120214002	NM	6/11/2009	6/19/2009	6/19/2009	7.521	0.915	8.436
OV	UG/KG	ILSD-15	A9F120214001	NM	6/11/2009	6/19/2009	6/19/2009	7.563	0.872	8.434
OV	UG/KG	ILSD-12	A9F110135003	NM	6/10/2009	6/19/2009	6/19/2009	8.434	0.812	9.246
OV	UG/KG	ILSD-10	A9F120214004	NM	6/11/2009	6/19/2009	6/19/2009	7.431	0.945	8.376
OV	UG/KG	ILSD-8	A9F110135002	NM	6/10/2009	6/19/2009	6/19/2009	8.517	0.797	9.315
OV	UG/KG	ILSD-14	A9F110135004	NM	6/10/2009	6/20/2009	6/20/2009	9.368	0.122	9.490
OV	UG/L	TB061009	A9F110135006	TB	6/10/2009	6/22/2009	6/22/2009	11.69	0.839	12.53
OV	UG/L	TB061109B	A9F120214013	TB	6/11/2009	6/23/2009	6/23/2009	11.69	0.662	12.35
OV	UG/L	TB061109A	A9F120214012	TB	6/11/2009	6/23/2009	6/23/2009	11.69	0.647	12.33
SIM	UG/KG	ILSD-12	A9F110135003	NM	6/10/2009	6/13/2009	6/24/2009	2.851	11.38	14.23
SIM	UG/KG	ILSD-14	A9F110135004	NM	6/10/2009	6/13/2009	6/22/2009	2.785	9.433	12.22
SIM	UG/KG	ILSD-14	A9F110135004	NM	6/10/2009	6/13/2009	6/29/2009	2.785	16.57	19.35

SORT	UNITS	NSAMPLE	LAB_ID	QC_TYPE	SAMP_DATE	EXTR_DATE	ANAL_DATE	SMP_EXTR	EXTR_ANL	SMP_ANL
SIM	UG/KG	ILSD-15	A9F120214001	NM	6/11/2009	6/13/2009	6/24/2009	1.979	11.3	13.28
SIM	UG/KG	ILSD-16	A9F120214002	NM	6/11/2009	6/13/2009	6/24/2009	1.938	11.39	13.33
SIM	UG/KG	ILSD-19	A9F120214007	NM	6/11/2009	6/13/2009	6/24/2009	1.774	11.34	13.11
SIM	UG/KG	ILSD-11	A9F120214003	NM	6/11/2009	6/13/2009	6/24/2009	1.924	11.28	13.21
SIM	UG/KG	ILSD-4	A9F110135001	NM	6/10/2009	6/13/2009	6/25/2009	2.965	12.45	15.42
SIM	UG/KG	ILSD-18	A9F120214006	NM	6/11/2009	6/13/2009	6/30/2009	1.792	16.6	18.39
SIM	UG/KG	ILSD-7	A9F120214011	NM	6/11/2009	6/13/2009	6/22/2009	1.698	9.474	11.17
SIM	UG/KG	ILSD-8	A9F110135002	NM	6/10/2009	6/13/2009	6/22/2009	2.934	9.460	12.39
SIM	UG/KG	ILSD-8	A9F110135002	NM	6/10/2009	6/13/2009	6/29/2009	2.934	16.58	19.52
SIM	UG/KG	MHSD-4	A9F120214008	NM	6/11/2009	6/13/2009	6/24/2009	1.75	11.37	13.12
SIM	UG/KG	MHSD-7	A9F120214010	NM	6/11/2009	6/13/2009	6/24/2009	1.715	11.35	13.07
SIM	UG/KG	MHSD-7A	A9F120214009	NM	6/11/2009	6/13/2009	6/22/2009	1.729	9.447	11.18
SIM	UG/KG	ILSD-4	A9F110135001	NM	6/10/2009	6/13/2009	6/22/2009	2.965	9.419	12.38
SIM	UG/KG	ILSD-10	A9F120214004	NM	6/11/2009	6/13/2009	6/24/2009	1.847	11.41	13.25
SIM	UG/KG	ILSD-20	A9F120214005	NM	6/11/2009	6/13/2009	6/24/2009	1.83	11.42	13.25
PCB	UG/KG	ILSD-19	A9F120214007	NM	6/11/2009	6/13/2009	6/16/2009	1.358	3.383	4.740
PCB	UG/KG	ILSD-10	A9F120214004	NM	6/11/2009	6/13/2009	6/16/2009	1.431	3.35	4.781
PCB	UG/KG	ILSD-11	A9F120214003	NM	6/11/2009	6/13/2009	6/16/2009	1.507	3.340	4.847

SORT	UNITS	NSAMPLE	LAB_ID	QC_TYPE	SAMP_DATE	EXTR_DATE	ANAL_DATE	SMP_EXTR	EXTR_ANL	SMP_ANL
PCB	UG/KG	ILSD-12	A9F110135003	NM	6/10/2009	6/12/2009	6/16/2009	1.434	4.144	5.578
PCB	UG/KG	ILSD-14	A9F110135004	NM	6/10/2009	6/12/2009	6/16/2009	1.368	4.154	5.522
PCB	UG/KG	ILSD-15	A9F120214001	NM	6/11/2009	6/13/2009	6/16/2009	1.563	3.299	4.861
PCB	UG/KG	ILSD-18	A9F120214006	NM	6/11/2009	6/13/2009	6/16/2009	1.375	3.372	4.747
PCB	UG/KG	ILSD-20	A9F120214005	NM	6/11/2009	6/13/2009	6/16/2009	1.413	3.362	4.775
PCB	UG/KG	ILSD-4	A9F110135001	NM	6/10/2009	6/12/2009	6/16/2009	1.549	4.123	5.672
PCB	UG/KG	ILSD-7	A9F120214011	NM	6/11/2009	6/13/2009	6/16/2009	1.281	3.424	4.705
PCB	UG/KG	ILSD-8	A9F110135002	NM	6/10/2009	6/12/2009	6/16/2009	1.517	4.133	5.651
PCB	UG/KG	MHSD-4	A9F120214008	NM	6/11/2009	6/13/2009	6/16/2009	1.333	3.392	4.726
PCB	UG/KG	MHSD-7	A9F120214010	NM	6/11/2009	6/13/2009	6/16/2009	1.299	3.658	4.957
PCB	UG/KG	MHSD-7A	A9F120214009	NM	6/11/2009	6/13/2009	6/16/2009	1.313	3.403	4.715
PCB	UG/KG	ILSD-16	A9F120214002	NM	6/11/2009	6/13/2009	6/16/2009	1.521	3.33	4.851
TCLPH	MG/L	ILSD-11	A9F120214003	NM	6/11/2009	6/18/2009	6/23/2009	6.507	5.524	12.03
TCLPH	MG/L	MHSD-4	A9F120214008	NM	6/11/2009	6/18/2009	6/23/2009	6.333	5.553	11.89
TCLPH	MG/L	ILSD-18	A9F120214006	NM	6/11/2009	6/18/2009	6/23/2009	6.375	5.539	11.91
TCLPM	MG/L	ILSD-11	A9F120214003	NM	6/11/2009	6/18/2009	6/19/2009	6.924	1.103	8.027
TCLPM	MG/L	ILSD-11	A9F120214003	NM	6/11/2009	6/18/2009	6/19/2009	6.924	1.247	8.171
TCLPM	MG/L	ILSD-18	A9F120214006	NM	6/11/2009	6/18/2009	6/19/2009	6.792	1.102	7.894

SORT	UNITS	NSAMPLE	LAB_ID	QC_TYPE	SAMP_DATE	EXTR_DATE	ANAL_DATE	SMP_EXTR	EXTR_ANL	SMP_ANL
TCLPM	MG/L	ILSD-18	A9F120214006	NM	6/11/2009	6/18/2009	6/19/2009	6.792	1.25	8.042
TCLPM	MG/L	MHSD-4	A9F120214008	NM	6/11/2009	6/18/2009	6/19/2009	6.75	1.097	7.847
TCLPM	MG/L	MHSD-4	A9F120214008	NM	6/11/2009	6/18/2009	6/19/2009	6.75	1.253	8.003
TCLPP	UG/L	ILSD-11	A9F120214003	NM	6/11/2009	6/18/2009	6/19/2009	6.507	1.753	8.260
TCLPP	UG/L	ILSD-18	A9F120214006	NM	6/11/2009	6/18/2009	6/19/2009	6.375	1.769	8.144
TCLPP	UG/L	MHSD-4	A9F120214008	NM	6/11/2009	6/18/2009	6/19/2009	6.333	1.784	8.117
TCLPS	MG/L	ILSD-11	A9F120214003	NM	6/11/2009	6/18/2009	6/21/2009	7.017	3.185	10.20
TCLPS	MG/L	ILSD-18	A9F120214006	NM	6/11/2009	6/22/2009	6/23/2009	10.38	1.697	12.07
TCLPS	MG/L	MHSD-4	A9F120214008	NM	6/11/2009	6/19/2009	6/23/2009	7.333	4.684	12.02
TCLPV	MG/L	ILSD-18	A9F120214006	NM	6/11/2009	6/19/2009	6/19/2009	7.375	0.694	8.069
TCLPV	MG/L	MHSD-4	A9F120214008	NM	6/11/2009	6/19/2009	6/19/2009	7.333	0.710	8.044

CASE NARRATIVE

9F11135

The following report contains the analytical results for sixteen solid samples and three quality control samples submitted to TestAmerica North Canton by TetraTech NUS, Inc. from the Block E Storm Water Sampling Site, project number LOCKHEED MARTIN MRC. The samples were received June 11, 2009 and June 12, 2009, according to documented sample acceptance procedures.

This SDG consists of (2) laboratory ID's: A9F110135 and A9F120214.

TestAmerica utilizes USEPA approved methods in all analytical work. The samples presented in this report were analyzed for the parameter(s) listed on the analytical methods summary page in accordance with the method(s) indicated. Preliminary results were provided to Dev Murali, Tobrena Skeen, and Tony Apanavage on June 30, 2009. A summary of QC data for these analyses is included at the back of the report.

TestAmerica North Canton attests to the validity of the laboratory data generated by TestAmerica facilities reported herein. All analyses performed by TestAmerica facilities were done using established laboratory SOPs that incorporate QA/QC procedures described in the applicable methods. TestAmerica's operations groups have reviewed the data for compliance with the laboratory QA/QC plan, and data have been found to be compliant with laboratory protocols unless otherwise noted below.

All solid sample results are reported on an "as received" basis unless otherwise indicated by a dry weight adjustment footnote at the bottom of the analytical report page. The list of parameters which are never reported on a dry weight basis is included on the Sample Summary.

The test results in this report meet all NELAP requirements for parameters for which accreditation is required or available. Any exceptions to NELAP requirements are noted in this report. Pursuant to NELAP, this report may not be reproduced, except in full, without the written approval of the laboratory.

Please refer to the Quality Control Elements Narrative following this case narrative for additional quality control information.

If you have any questions, please call the Project Manager, Patrick J. O'Meara, at 330-497-9396.

This report is sequentially paginated. The final page of the report is labeled as "END OF REPORT."

CASE NARRATIVE (continued)

SUPPLEMENTAL QC INFORMATION

SAMPLE RECEIVING

The temperatures of the coolers upon sample receipt were 2.8, 1.7, and 1.2°C.

See TestAmerica's Cooler Receipt Form for additional information.

GC/MS VOLATILES

The sample(s) that contained concentrations of target analyte(s) at a reportable level in the associated Method Blank(s) were flagged with "B". All target analytes in the Method Blank must be below the reporting limit (RL) or the associated sample(s) must be ND with the exception of common laboratory contaminants.

The sample(s) that contain results between the MDL and the RL were flagged with "J". There is a possibility of false positive or mis-identification at these quantitation levels. In analytical methods requiring confirmation of the analyte reported, confirmation was performed only down to the standard reporting limit (SRL). The acceptance criteria for QC samples may not be met at these quantitation levels.

The matrix spike/matrix spike duplicate(s) for batch(es) 9174609 had RPD's outside acceptance limits. However, since the associated method blank(s) and laboratory control sample(s) were in control, no corrective action was necessary.

2-Chloroethyl vinyl ether cannot be reliably recovered in an acid preserved sample.

The client specific or regulatory program requirements stated that corrective action must be performed for surrogate recoveries outside criteria. The repreparation and reanalysis also had surrogate recoveries outside criteria confirming probable matrix interference. Therefore, the original data are contained in the report for sample(s) MHSD-4.

The internal standard areas were outside acceptance limits for sample(s) ILSD-4 due to matrix effects. (Refer to IS report following this case narrative for additional detail.)

GC/MS SEMIVOLATILES

Result concentration exceeds the calibration range. Refer to the sample report pages for the affected compound(s) flagged with "E".

The matrix spike/matrix spike duplicate(s) for ILSD-15 had RPD's outside acceptance limits. However, since the associated method blank(s) and laboratory control sample(s) were in control, no corrective action was necessary.

CASE NARRATIVE (continued)

GC/MS SEMIVOLATILES (continued)

The LCSD in batch 9169036 went dry during the liquid/liquid extraction; sample(s) ILSD-11 were sent for analysis with Blank and LCS only.

Two analyses were used to report the sample(s) ILSD-4, ILSD-8, and ILSD-14 due to high analyte concentrations.

Sample(s) MHSD-7 and ILSD-7 had elevated reporting limits due to matrix interference.

PESTICIDES-8081

The LCS and LCSD for batch(es) 9169034 had recoveries high outside acceptance criteria; since the sample(s) were non-detect, no corrective action was necessary.

Surrogate recoveries were outside criteria; since the method criterion is that one of two surrogate compounds must meet acceptance criteria, no corrective action was required for sample(s) ILSD-18.

The opening CCV passed average but failed Methoxychlor for sample(s) ILSD-11, ILSD-18, and MHSD-4; since the sample(s) were non-detect (or J flag values), no corrective action was necessary.

The closing CCV passed average but failed Heptachlor epoxide, and Methoxychlor for sample(s)) ILSD-11, ILSD-18, and MHSD-4; since the sample(s) were non-detect (or J flag values), no corrective action was necessary.

The closing Technical chlordane and Toxaphene CCV failed high for sample(s)) ILSD-11, ILSD-18, and MHSD-4; since the sample(s) were non-detect (or J flag values), no corrective action was necessary.

POLYCHLORINATED BIPHENYLS-8082

Surrogate recoveries were outside criteria; since the method criterion is that one of two surrogate compounds must meet acceptance criteria, no corrective action was required for sample(s) ILSD-8.

HERBICIDES-8151

The analytical results met the requirements of the laboratory's QA/QC program.

CASE NARRATIVE (continued)

METALS

The sample(s) that contain results between the MDL and the RL were flagged with "B". There is the possibility of false positive or mis-identification at these quantitation levels. The acceptance criteria for the ICB, CCB, and Method Blank are +/- the standard reporting limit (SRL).

The sample(s) had elevated reporting limits due to matrix interferences. Refer to the sample report pages for the affected analyte(s) flagged with "G".

The sample(s) that contained concentrations of target analyte(s) at a reportable level in the associated Method Blank(s) were flagged with "J". Refer to the sample report pages for the affected analyte(s).

Matrix spike recovery and relative percent difference (RPD) data were not calculated for some analytes for ILSD-4 and ILSD-15 due to the sample concentration reading greater than four times the spike amount. See the Matrix Spike Report for the affected analytes which will be flagged with "NC, MSB".

Matrix spike recovery and relative percent difference (RPD) data were not calculated for some analytes for batch(es) 9167027 due to the sample concentration reading greater than four times the spike amount. See the Matrix Spike Report for the affected analytes which will be flagged with "NC, MSB".

The matrix spike/matrix spike duplicate(s) for ILSD-4 and ILSD-15 had recoveries outside acceptance limits. However, since the associated method blank(s) and laboratory control sample(s) were in control, no corrective action was necessary.

The matrix spike/matrix spike duplicate(s) for batch(es) 9167027 had recoveries outside acceptance limits. However, since the associated method blank(s) and laboratory control sample(s) were in control, no corrective action was necessary.

Some reporting limits are lower than our standard reporting limit (SRL) but are supported by the laboratory's MDL and/or IDLs; however, there are no standards in the calibration curve low enough to support these values(s). The continuing calibration blanks and method blanks may not support the lower RL.

No ICP MS Form IX was provided for batch(es) 9163022 and 9167027. The serial dilutions were performed on a different sample from the same QC batch(es).

No ICP Trace Form IX was provided for batch(es) 9169025. The serial dilution was performed on a different sample from the same QC batch(es).

CASE NARRATIVE (continued)

METALS (continued)

The sample duplicate RPD was outside the acceptance limits for some analytes; however, the acceptable LCS analysis indicated that the analytical system was operating within control and this condition is most likely due to matrix interference. Refer to the sample duplicate report for RPDs that exceed 20%.

The sample duplicate RPD was outside the acceptance limits for some analytes. The result is less than five times the reporting limit; therefore, no corrective action is required. Refer to the sample duplicate report for RPDS that exceed 20%.

GENERAL CHEMISTRY

The sample(s) that contain results between the MDL and the RL were flagged with "B". There is the possibility of false positive or mis-identification at these quantitation levels. The acceptance criteria for the ICB, CCB, and Method Blank are +/- the standard reporting limit (SRL).

QUALITY CONTROL ELEMENTS NARRATIVE

TestAmerica conducts a quality assurance/quality control (QA/QC) program designed to provide scientifically valid and legally defensible data. Toward this end, several types of quality control indicators are incorporated into the QA/QC program, which is described in detail in QA Policy, QA-003. These indicators are introduced into the sample testing process to provide a mechanism for the assessment of the analytical data. Program or agency specific requirements take precedence over the requirements listed in this narrative.

QC BATCH

Environmental samples are taken through the testing process in groups called QUALITY CONTROL BATCHES (QC batches). A QC batch contains up to twenty environmental samples of a similar matrix (water, soil) that are processed using the same reagents and standards. TestAmerica North Canton requires that each environmental sample be associated with a QC batch.

Several quality control samples are included in each QC batch and are processed identically to the twenty environmental samples.

For SW846/RCRA methods, QC samples include a METHOD BLANK (MB), a LABORATORY CONTROL SAMPLE (LCS) and, where appropriate, a MATRIX SPIKE/MATRIX SPIKE DUPLICATE (MS/MSD) pair or a MATRIX SPIKE/SAMPLE DUPLICATE (MS/DU) pair. If there is insufficient sample to perform an MS/MSD or an MS/DU, then a LABORATORY CONTROL SAMPLE DUPLICATE (LCSD) is included in the QC batch.

For 600 series/CWA methods, QC samples include a METHOD BLANK (MB), a LABORATORY CONTROL SAMPLE (LCS) and, where appropriate, a MATRIX SPIKE (MS). An MS is prepared and analyzed at a 10% frequency for GC Methods and at a 5% frequency for GC/MS methods.

LABORATORY CONTROL SAMPLE

The Laboratory Control Sample is a QC sample that is created by adding known concentrations of a full or partial set of target analytes to a matrix similar to that of the environmental samples in the QC batch. Multi peak responders may not be included in the target spike list due to co-elution. The LCS analyte recovery results are used to monitor the analytical process and provide evidence that the laboratory is performing the method within acceptable guidelines. All control analytes indicated by a bold type in the LCS must meet acceptance criteria. Failure to meet the established recovery guidelines requires the repreparation and reanalysis of all samples in the QC batch. Comparison of only the failed parameters from the first batch are evaluated. The only exception to the rework requirement is that if the LCS recoveries are biased high and the associated sample is ND (non-detected) for the parameter(s) of interest, the batch is acceptable.

At times, a Laboratory Control Sample Duplicate (LCSD) is also included in the QC batch. An LCSD is a QC sample that is created and handled identically to the LCS. Analyte recovery data from the LCSD is assessed in the same way as that of the LCS. The LCSD recoveries, together with the LCS recoveries, are used to determine the reproducibility (precision) of the analytical system. Precision data are expressed as relative percent differences (RPDs). If the RPD fails for an LCS/LCSD and yet the recoveries are within acceptance criteria, the batch is still acceptable.

METHOD BLANK

The Method Blank is a QC sample consisting of all the reagents used in analyzing the environmental samples contained in the QC batch. Method Blank results are used to determine if interference or contamination in the analytical system could lead to the reporting of false positive data or elevated analyte concentrations. All target analytes must be below the reporting limits (RL) or the associated sample(s) must be ND except under the following circumstances:

- Common organic contaminants may be present at concentrations up to 5 times the reporting limits. Common metals contaminants may be present at concentrations up to 2 times the reporting limit, or the reported blank concentration must be twenty fold less than the concentration reported in the associated environmental samples. (See common laboratory contaminants listed in the table.)

Volatile (GC or GC/MS)	Semivolatile (GC/MS)	Metals ICP-MS	Metals ICP Trace
Methylene Chloride, Acetone, 2-Butanone	Phthalate Esters	Copper, Iron, Zinc, Lead, Calcium, Magnesium, Potassium, Sodium, Barium, Chromium, Manganese	Copper, Iron, Zinc, Lead

QUALITY CONTROL ELEMENTS NARRATIVE (continued)

- Organic blanks will be accepted if compounds detected in the blank are present in the associated samples at levels 10 times the blank level. Inorganic blanks will be accepted if elements detected in the blank are present in the associated samples at 20 times the blank level.

- Blanks will be accepted if the compounds/elements detected are not present in any of the associated environmental samples.

Failure to meet these Method Blank criteria requires the repreparation and reanalysis of all samples in the QC batch.

MATRIX SPIKE/MATRIX SPIKE DUPLICATE

A Matrix Spike and a Matrix Spike Duplicate are a pair of environmental samples to which known concentrations of a full or partial set of target analytes are added. The MS/MSD results are determined in the same manner as the results of the environmental sample used to prepare the MS/MSD. The analyte recoveries and the relative percent differences (RPDs) of the recoveries are calculated and used to evaluate the effect of the sample matrix on the analytical results. Due to the potential variability of the matrix of each sample, the MS/MSD results may not have an immediate bearing on any samples except the one spiked; therefore, the associated batch MS/MSD may not reflect the same compounds as the samples contained in the analytical report. When these MS/MSD results fail to meet acceptance criteria, the data is evaluated. If the LCS is within acceptance criteria, the batch is considered acceptable.

For certain methods, a Matrix Spike/Sample Duplicate (MS/DU) may be included in the QC batch in place of the MS/MSD. For the parameters (i.e. pH, ignitability) where it is not possible to prepare a spiked sample, a Sample Duplicate may be included in the QC batch. However, a Sample Duplicate is less likely to provide usable precision statistics depending on the likelihood of finding concentrations below the standard reporting limit. When the Sample Duplicate result fails to meet acceptance criteria, the data is evaluated.

For certain methods (600 series methods/CWA), a Matrix Spike is required in place of a Matrix Spike/Matrix Spike Duplicate (MS/MSD) or Matrix Spike/Sample Duplicate (MS/DU).

The acceptance criteria do not apply to samples that are diluted.

SURROGATE COMPOUNDS

In addition to these batch-related QC indicators, each organic environmental and QC sample is spiked with surrogate compounds. Surrogates are organic chemicals that behave similarly to the analytes of interest and that are rarely present in the environment. Surrogate recoveries are used to monitor the individual performance of a sample in the analytical system.

If surrogate recoveries are biased high in the LCS, LCSD, or the Method Blank, and the associated sample(s) are ND, the batch is acceptable. Otherwise, if the LCS, LCSD, or Method Blank surrogate(s) fail to meet recovery criteria, the entire sample batch is reprepared and reanalyzed. If the surrogate recoveries are outside criteria for environmental samples, the samples will be reprepared and reanalyzed unless there is objective evidence of matrix interference or if the sample dilution is greater than the threshold outlined in the associated method SOP.

The acceptance criteria do not apply to samples that are diluted. All other surrogate recoveries will be reported.

For the GC/MS BNA methods, the surrogate criterion is that two of the three surrogates for each fraction must meet acceptance criteria. The third surrogate must have a recovery of ten percent or greater.

For the Pesticide and PCB methods, the surrogate criterion is that one of two surrogate compounds must meet acceptance criteria. The second surrogate must have a recovery of 10% or greater.

TestAmerica Certifications and Approvals:

The laboratory is certified for the analytes listed on the documents below. These are available upon request.
California (#01144CA), Connecticut (#PH-0590), Florida (#E87225),
Illinois (#200004), Kansas (#E10336), Minnesota (#39-999-348), New Jersey (#OH001), New York (#10975), Nevada (#OH-000482008A), OhioVAP (#CL0024), Pennsylvania (#008), West Virginia (#210), Wisconsin (#999518190),NAVY, ARMY, USDA Soil Permit

SAMPLE SUMMARY

9F11135 : A9F110135

WO #	SAMPLE#	CLIENT SAMPLE ID	SAMPLED DATE	SAMP TIME
LEN87	001	ILSD-4	06/10/09	10:50
LEN9T	002	ILSD-8	06/10/09	11:35
LEN9W	003	ILSD-12	06/10/09	13:35
LEN9X	004	ILSD-14	06/10/09	15:10
LEN90	005	ILSD-14D	06/10/09	15:10
LEN91	006	TB061009	06/10/09	07:30

NOTE(S):

- The analytical results of the samples listed above are presented on the following pages.
- All calculations are performed before rounding to avoid round-off errors in calculated results.
- Results noted as "ND" were not detected at or above the stated limit.
- This report must not be reproduced, except in full, without the written approval of the laboratory.
- Results for the following parameters are never reported on a dry weight basis: color, corrosivity, density, flashpoint, ignitability, layers, odor, paint filter test, pH, porosity pressure, reactivity, redox potential, specific gravity, spot tests, solids, solubility, temperature, viscosity, and weight.

(Continued on next page)

SAMPLE SUMMARY

9F11135 : A9F120214

WO #	SAMPLE#	CLIENT SAMPLE ID	SAMPLED DATE	SAMP TIME
LETN8	001	ILSD-15	06/11/09	10:30
LETQD	002	ILSD-16	06/11/09	11:30
LETQE	003	ILSD-11	06/11/09	11:50
LETQK	004	ILSD-10	06/11/09	13:40
LETQL	005	ILSD-20	06/11/09	14:05
LETQN	006	ILSD-18	06/11/09	15:00
LETQV	007	ILSD-19	06/11/09	15:25
LETQW	008	MHSD-4	06/11/09	16:00
LETQX	009	MHSD-7A	06/11/09	16:30
LETQ2	010	MHSD-7	06/11/09	16:50
LETQ5	011	ILSD-7	06/11/09	17:15
LETQ8	012	TB061109A	06/11/09	07:30
LETRC	013	TB061109B	06/11/09	07:30

NOTE(S):

- The analytical results of the samples listed above are presented on the following pages.
- All calculations are performed before rounding to avoid round-off errors in calculated results.
- Results noted as "ND" were not detected at or above the stated limit.
- This report must not be reproduced, except in full, without the written approval of the laboratory.
- Results for the following parameters are never reported on a dry weight basis: color, corrosivity, density, flashpoint, ignitability, layers, odor, paint filter test, pH, porosity pressure, reactivity, redox potential, specific gravity, spot tests, solids, solubility, temperature, viscosity, and weight.

Chain of Custody Record

Temperature on Receipt _____

Drinking Water? Yes ☐ No ☐

TestAmerica
THE LEADER IN ENVIRONMENTAL TESTING

38

TAL-4124 (1007)

Client	Project Manager	Date	Chain of Custody Number
Tetra Tech, Inc.	Dev Murali	6/10/2009	113721
Address	**Telephone Number (Area Code)/Fax Number**	**Lab Number**	**Page** 1 of 1
20257 Century Blvd, Suite 200	301 528 5552 / 301 528 3000		
City / **State** / **Zip Code**	**Site Contact**	**Lab Contact**	
Germantown / MD / 20874	Fred Kolberg		
Project Name and Location (State)	**Carrier/Waybill Number**		
Lockheed Martin Middle River Complex	FedEx 8655 6129 2938		
Contract/Purchase Order/Quote No.			

Sample I.D. No. and Description (Containers for each sample may be combined on one line)	Date	Time	Matrix: Air	Aqueous	Sed.	Soil	Containers & Preservatives: Unpres.	H2SO4	HNO3	HCl	NaOH	ZnAc/ NaOH	Analysis: VOCs	PAHs, PCBs, MetAl, TS	Special Instructions/ Conditions of Receipt
ILSD-4		1050			✓		✓						1	1	
ILSD-8		1135			✓		✓						1	1	
ILSD-12		1335			✓		✓						1	1	
ILSD-14		1510			✓		✓						1	1	
ILSD-14D		1510			✓		✓						1	1	
TB061009		730		✓						✓			2		Trip blank

Possible Hazard Identification
☐ Non-Hazard ☐ Flammable ☐ Skin Irritant ☐ Poison B ☐ Unknown

Sample Disposal
☐ Return To Client ☒ Disposal By Lab ☐ Archive For _____ Months (A fee may be assessed if samples are retained longer than 1 month)

Turn Around Time Required
☐ 24 Hours ☐ 48 Hours ☐ 7 Days ☐ 14 Days ☐ 21 Days ☐ Other _____

QC Requirements (Specify)

	Date	Time		Date	Time
1. Relinquished By: FEDEX	6/10/09	1700	1. Received By: FEDEX	6/10/09	1700
2. Relinquished By			2. Received By	6-11-09	0925
3. Relinquished By			3. Received By		

Comments

DISTRIBUTION: WHITE - Returned to Client with Report; CANARY - Stays with the Sample; PINK - Field Copy

North Canton

Chain of Custody Record

TAL-4124 (1007)

Temperature on Receipt _____

Drinking Water? Yes ☐ No ☐

TestAmerica

THE LEADER IN ENVIRONMENTAL TESTING

Client: Tetra Tech NUS, Inc	Project Manager: Dev Murali	Date: 6/11/09	Chain of Custody Number: 113722
Address: 20251 Century Blvd, Suite 200	Telephone Number (Area Code)/Fax Number: 301.528.3060 240.678.2654 301.528.3098	Lab Number:	Page 1 of 2
City: Germantown; State: Md; Zip Code: 20874	Site Contact: Fred Kolberg; Lab Contact:		
Project Name and Location (State): Block E Storm ~~Water~~ SEWER Sediments Samples - MRC	Carrier/Waybill Number: FedEx 8655 6128 2927, 8655 6128 2776		
Contract/Purchase Order/Quote No.: 112IC02135 Block E			

Analysis (Attach list if more space is needed)

Sample I.D. No. and Description (Containers for each sample may be combined on one line)	Date	Time	Air	Aqueous	Sed.	Soil	Unpres.	H2SO4	HNO3	HCl	NaOH	ZnAc/NaOH	VOCs	PAHs, PCBs, metals, Total Solids	TCLP (Full)	Ignitibility, corrosivity, reactivity	Special Instructions/ Conditions of Receipt
ILSD-15	6/11/09	1030			✓								3	3			MS/MSD Volumes
ILSD-16	6/11/09	1130			✓								1	1			
ILSD-11	↓	1150			✓								1	1	1*	1*	*1 JAR for these Analyses
ILSD-10	↓	1340			✓								1	1			
ILSD-20	↓	1405			✓								1	1			
ILSD-18	↓	1500			✓								1	1	1*	1*	*1 JAR for these Analyses
ILSD-19	↓	1525			✓								1	1			
MHSD-4	↓	1600			✓								1	1	1*	1*	*1 JAR for these Analyses
MHSD-7A	↓	1630			✓								1	1			
MHSD-7	↓	1650			✓								1	1			
ILSD-7	↓	1715			✓								✓	✓			½ 8-02 submitted CALL TT for direction
TB061109A	↓	0730		✓									2				TRIP Blank

Possible Hazard Identification: ☐ Non-Hazard ☐ Flammable ☐ Skin Irritant ☐ Poison B ☒ Unknown

Sample Disposal: ☐ Return To Client ☒ Disposal By Lab ☐ Archive For _____ Months (A fee may be assessed if samples are retained longer than 1 month)

Turn Around Time Required: ☐ 24 Hours ☐ 48 Hours ☐ 7 Days ☐ 14 Days ☐ 21 Days ☐ Other _____

QC Requirements (Specify): SEE purchase order

	Date	Time		Date	Time
1. Relinquished By: [signature]	6/11/09	1930	1. Received By: FEDEX	6/11/09	1930
2. Relinquished By:			2. Received By: [signature]	6-12-09	9:30
3. Relinquished By:			3. Received By:		

Comments

DISTRIBUTION: WHITE - Returned to Client with Report; CANARY - Stays with the Sample; PINK - Field Copy

North Canton

41

LOCKHEED MIDDLE RIVER
SEDIMENT DATA
9F11135

FRACTION	CHEMICAL	ILSD-14	UNITS	ILSD-14D	RPD	D
M	ANTIMONY	2.8 L	MG/KG	1.6 L	54.55 ok	1.20
M	ARSENIC	1.5 L	MG/KG	6 L	**120.00** ok	4.50
M	BARIUM	143 J	MG/KG	45.5 J	**103.45**	97.50
M	BERYLLIUM	0.23	MG/KG	0.16	35.90	0.07
M	CADMIUM	1.7 L	MG/KG	1.1 L	42.86	0.60
M	CHROMIUM	30	MG/KG	67.6	**77.05**	37.60
M	COBALT	8.9 L	MG/KG	2.8 L	**104.27**	6.10
M	COPPER	12.2	MG/KG	9.7	22.83	2.50
M	IRON	8730 J	MG/KG	8700 J	0.34	30.00
M	LEAD	190	MG/KG	50.9	**115.48**	139.10
M	MANGANESE	161	MG/KG	105	42.11	56.00
M	MERCURY	0.37 K	MG/KG	0.48 K	25.88	0.11
M	MOLYBDENUM	0.59 J	MG/KG	0.75 J	23.88	0.16
M	NICKEL	109	MG/KG	7.2	**175.22**	101.80
M	SELENIUM	0.88 L	MG/KG	1.7 L	**63.57** ok	0.82
M	SILVER	0.058 J	MG/KG	0.043 J	29.70	0.02
M	THALLIUM	0.027 B	MG/KG	0.018 B	40.00	0.01
M	VANADIUM	10.7	MG/KG	34.1	**104.46**	23.40
M	ZINC	196	MG/KG	82.6	**81.41**	113.40

50

Current RPD Quality Control Limit: ~~55~~ %.

Shaded cells indicate RPDs that exceed the applicable quality control limit.

Sediment

Total Metals I80616A

Affected Analyte	Sample	Reported Result	Qualifier	Interferent	Interferent level in ICS	Conc. ICS	Interferent Level	Est. Interference	Validation Action	Validation Action
As	ILSD-4	7.4		Fe	52300	0.8	40300	0.62	na	na
Ba		159			52300	0.77	40300	0.59	na	na
Cd		19.3			52300	-0.3	40300	-0.23	na	na
Cr		423			52300	0.59	40300	0.45	na	na
Co		9.2			52300	0.054	40300	0.04	na	na
Cu		149			52300	0.16	40300	0.12	na	na
Pb		376			52300	0.076	40300	0.06	na	na
Mn		839			52300	1	40300	0.77	na	na
Ni		119			52300	0.47	40300	0.36	na	na
Zn		1280			52300	2	40300	1.54	na	na

Affected Analyte	Sample	Reported Result	Qualifier	Interferent	Interferent level in ICS	Conc. ICS	Interferent Level	Est. Interference	Validation Action	Validation Action
As	ILSD-8	2.2		Fe	52300	0.8	4840	0.07	na	na
Ba		5.7			52300	0.77	4840	0.07	na	na
Cd		0.078			52300	-0.3	4840	-0.03	J	na
Cr		4.8			52300	0.59	4840	0.05	na	na
Co		1.8			52300	0.054	4840	0.00	na	na
Cu		5.9			52300	0.16	4840	0.01	na	na
Pb		2.5			52300	0.076	4840	0.01	na	na
Mn		119			52300	1	4840	0.09	na	na
Ni		6.1			52300	0.47	4840	0.04	na	na
Zn		16.4			52300	2	4840	0.19	na	na

Affected Analyte	Sample	Reported Result	Qualifier	Interferent	Interferent level in ICS	Conc. ICS	Interferent Level	Est. Interference	Validation Action	Validation Action
As	ILSD-12	3.6		Fe	52300	0.8	32400	0.50	J	na
Ba		76.2			52300	0.77	32400	0.48	na	na
Cd		1.2			52300	-0.3	32400	-0.19	J	na
Cr		23.9			52300	0.59	32400	0.37	na	na
Co		66			52300	0.054	32400	0.03	na	na
Cu		17.6			52300	0.16	32400	0.10	na	na
Pb		27.2			52300	0.076	32400	0.05	na	na
Mn		5290			52300	1	32400	0.62	na	na
Ni		21.2			52300	0.47	32400	0.29	na	na
Zn		108			52300	2	32400	1.24	na	na

Affected Analyte	Sample	Reported Result	Qualifier	Interferent	Interferent level in ICS	Conc. ICS	Interferent Level	Est. Interference	Validation Action	Validation Action
As	ILSD-14	1.5		Fe	52300	0.8	8730	0.13	na	na
Ba		143			52300	0.77	8730	0.13	na	na
Cd		1.7			52300	-0.3	8730	-0.05	na	na
Cr		30			52300	0.59	8730	0.10	na	na
Co		8.9			52300	0.054	8730	0.01	na	na
Cu		12.2			52300	0.16	8730	0.03	na	na
Pb		190			52300	0.076	8730	0.01	na	na
Mn		161			52300	1	8730	0.17	na	na
Ni		109			52300	0.47	8730	0.08	na	na
Zn		196			52300	2	8730	0.33	na	na

Affected Analyte	Sample	Reported Result	Qualifier	Interferent	Interferent level in ICS	Conc. ICS	Interferent Level	Est. Interference	Validation Action	Validation Action
As	ILSD-14D	6		Fe	52300	0.8	8700	0.13	na	na
Ba		45.5			52300	0.77	8700	0.13	na	na
Cd		1.1			52300	-0.3	8700	-0.05	na	na
Cr		67.6			52300	0.59	8700	0.10	na	na
Co		2.8			52300	0.054	8700	0.01	na	na
Cu		9.7			52300	0.16	8700	0.03	na	na
Pb		50.9			52300	0.076	8700	0.01	na	na
Mn		105			52300	1	8700	0.17	na	na
Ni		7.2			52300	0.47	8700	0.08	na	na
Zn		82.6			52300	2	8700	0.33	na	na

Sediment

Total Metals I80622B

Affected Analyte	Sample	Reported Result	Qualifier	Interferent	Interferent level in ICS	Conc. ICS	Interferent Level	Est. Interference	Validation Action	Validation Action
Sb	ILSD-10	0.94		Fe	52600	0.096	10200	0.02	na	na
As		2			52600	0.63	10200	0.12	na	na
Ba		51			52600	0.71	10200	0.14	na	na
Cd		1.8			52600	-0.23	10200	-0.04	na	na
Cr		18.3			52600	0.63	10200	0.12	na	na
Cu		15.5			52600	0.12	10200	0.02	na	na
Pb		67.6			52600	0.046	10200	0.01	na	na
Mn		322			52600	0.97	10200	0.19	na	na
Ni		21.8			52600	0.42	10200	0.08	na	na
Zn		125			52600	2	10200	0.39	na	na

Affected Analyte	Sample	Reported Result	Qualifier	Interferent	Interferent level in ICS	Conc. ICS	Interferent Level	Est. Interference	Validation Action	Validation Action
Sb	ILSD-11	0.97		Fe	52600	0.096	38900	0.07	na	na
As		5.5			52600	0.63	38900	0.47	na	na
Ba		63.5			52600	0.71	38900	0.53	na	na
Cd		4.4			52600	-0.23	38900	-0.17	na	na
Cr		25			52600	0.63	38900	0.47	na	na
Cu		24.8			52600	0.12	38900	0.09	na	na
Pb		73.9			52600	0.046	38900	0.03	na	na
Mn		203			52600	0.97	38900	0.72	na	na
Ni		36.3			52600	0.42	38900	0.31	na	na
Zn		647			52600	2	38900	1.48	na	na

Affected Analyte	Sample	Reported Result	Qualifier	Interferent	Interferent level in ICS	Conc. ICS	Interferent Level	Est. Interference	Validation Action	Validation Action
Sb	ILSD-15	0.83		Fe	52600	0.096	27400	0.05	na	na
As		6.2			52600	0.63	27400	0.33	na	na
Ba		161			52600	0.71	27400	0.37	na	na
Cd		1.4			52600	-0.23	27400	-0.12	na	na
Cr		48.3			52600	0.63	27400	0.33	na	na
Cu		33			52600	0.12	27400	0.06	na	na
Pb		79.3			52600	0.046	27400	0.02	na	na
Mn		1170			52600	0.97	27400	0.51	na	na
Ni		50.4			52600	0.42	27400	0.22	na	na
Zn		146			52600	2	27400	1.04	na	na

Affected Analyte	Sample	Reported Result	Qualifier	Interferent	Interferent level in ICS	Conc. ICS	Interferent Level	Est. Interference	Validation Action	Validation Action
Sb	ILSD-16	0.41		Fe	52600	0.096	12800	0.02	na	na
As		2.2			52600	0.63	12800	0.15	na	na
Ba		105			52600	0.71	12800	0.17	na	na
Cd		0.95			52600	-0.23	12800	-0.06	na	na
Cr		22			52600	0.63	12800	0.15	na	na
Cu		31			52600	0.12	12800	0.03	na	na
Pb		33			52600	0.046	12800	0.01	na	na
Mn		340			52600	0.97	12800	0.24	na	na
Ni		11.6			52600	0.42	12800	0.10	na	na
Zn		278			52600	2	12800	0.49	na	na

Affected Analyte	Sample	Reported Result	Qualifier	Interferent	Interferent level in ICS	Conc. ICS	Interferent Level	Est. Interference	Validation Action	Validation Action
Sb	ILSD-18	2.7		Fe	52600	0.096	15900	0.03	na	na
As		4.3			52600	0.63	15900	0.19	na	na
Ba		149			52600	0.71	15900	0.21	na	na
Cd		9.4			52600	-0.23	15900	-0.07	na	na
Cr		84.9			52600	0.63	15900	0.19	na	na
Cu		41.8			52600	0.12	15900	0.04	na	na
Pb		174			52600	0.046	15900	0.01	na	na
Mn		332			52600	0.97	15900	0.29	na	na
Ni		29.9			52600	0.42	15900	0.13	na	na
Zn		629			52600	2	15900	0.60	na	na

Sediment

Affected Analyte	Sample	Reported Result	Qualifier	Interferent	Interferent level in ICS	Conc. ICS	Interferent Level	Est. Interference	Validation Action	Validation Action
Sb	ILSD-19	0.47		Fe	52600	0.096	9540	0.02	na	na
As		3.2			52600	0.63	9540	0.11	na	na
Ba		40.7			52600	0.71	9540	0.13	na	na
Cd		1.7			52600	-0.23	9540	-0.04	na	na
Cr		25.8			52600	0.63	9540	0.11	na	na
Cu		12.5			52600	0.12	9540	0.02	na	na
Pb		59			52600	0.046	9540	0.01	na	na
Mn		290			52600	0.97	9540	0.18	na	na
Ni		10.1			52600	0.42	9540	0.08	na	na
Zn		190			52600	2	9540	0.36	na	na

Affected Analyte	Sample	Reported Result	Qualifier	Interferent	Interferent level in ICS	Conc. ICS	Interferent Level	Est. Interference	Validation Action	Validation Action
Sb	ILSD-20	0.37		Fe	52600	0.096	13800	0.03	na	na
As		3.5			52600	0.63	13800	0.17	na	na
Ba		47.8			52600	0.71	13800	0.19	na	na
Cd		0.48			52600	-0.23	13800	-0.06	J	na
Cr		19.1			52600	0.63	13800	0.17	na	na
Cu		11.1			52600	0.12	13800	0.03	na	na
Pb		29.9			52600	0.046	13800	0.01	na	na
Mn		221			52600	0.97	13800	0.25	na	na
Ni		8.6			52600	0.42	13800	0.11	na	na
Zn		48.4			52600	2	13800	0.52	na	na

Affected Analyte	Sample	Reported Result	Qualifier	Interferent	Interferent level in ICS	Conc. ICS	Interferent Level	Est. Interference	Validation Action	Validation Action
Sb	ILSD-7	152		Fe	52600	0.096	24600	0.04	na	na
As		3.7			52600	0.63	24600	0.29	na	na
Ba		39.1			52600	0.71	24600	0.33	na	na
Cd		9.3			52600	-0.23	24600	-0.11	na	na
Cr		23.6			52600	0.63	24600	0.29	na	na
Cu		49			52600	0.12	24600	0.06	na	na
Pb		10200			52600	0.046	24600	0.02	na	na
Mn		337			52600	0.97	24600	0.45	na	na
Ni		10.8			52600	0.42	24600	0.20	na	na
Zn		210			52600	2	24600	0.94	na	na

Affected Analyte	Sample	Reported Result	Qualifier	Interferent	Interferent level in ICS	Conc. ICS	Interferent Level	Est. Interference	Validation Action	Validation Action
Sb	MHSD-4	1.4		Fe	52600	0.096	11700	0.02	na	na
As		3.6			52600	0.63	11700	0.14	na	na
Ba		205			52600	0.71	11700	0.16	na	na
Cd		1.7			52600	-0.23	11700	-0.05	na	na
Cr		47.2			52600	0.63	11700	0.14	na	na
Cu		14.9			52600	0.12	11700	0.03	na	na
Pb		198			52600	0.046	11700	0.01	na	na
Mn		254			52600	0.97	11700	0.22	na	na
Ni		14.5			52600	0.42	11700	0.09	na	na
Zn		317			52600	2	11700	0.44	na	na

Sediment

Affected Analyte	Sample	Reported Result	Qualifier	Interferent	Interferent level in ICS	Conc. ICS	Interferent Level	Est. Interference	Validation Action	Validation Action
Sb	MHSD-7	4.8		Fe	52600	0.096	53300	0.10	na	na
As		9.2			52600	0.63	53300	0.64	na	na
Ba		124			52600	0.71	53300	0.72	na	na
Cd		5.5			52600	-0.23	53300	-0.23	na	na
Cr		120			52600	0.63	53300	0.64	na	na
Cu		59.4			52600	0.12	53300	0.12	na	na
Pb		235			52600	0.046	53300	0.05	na	na
Mn		328			52600	0.97	53300	0.98	na	na
Ni		50			52600	0.42	53300	0.43	na	na
Zn		527			52600	2	53300	2.03	na	na

Affected Analyte	Sample	Reported Result	Qualifier	Interferent	Interferent level in ICS	Conc. ICS	Interferent Level	Est. Interference	Validation Action	Validation Action
Sb	MHSD-7A	14.3		Fe	52600	0.096	15700	0.03	na	na
As		6.2			52600	0.63	15700	0.19	na	na
Ba		245			52600	0.71	15700	0.21	na	na
Cd		4.9			52600	-0.23	15700	-0.07	na	na
Cr		74.1			52600	0.63	15700	0.19	na	na
Cu		31.5			52600	0.12	15700	0.04	na	na
Pb		163			52600	0.046	15700	0.01	na	na
Mn		1320			52600	0.97	15700	0.29	na	na
Ni		28.9			52600	0.42	15700	0.13	na	na
Zn		424			52600	2	15700	0.60	na	na

Sample Calc - Total metals -

Sample:
ILSD-8

LEN9T 6/16/2009 11:12:18 QC Status: PASS (Initial: PASS)

User Pre-dilution: 1.000

Run	Time	6Li	9Be	10B
		ppb	ppb	ppb
X		89.092%	0.697	5.473
%RSD		1.078	2.178	2.066
Run	**Time**	**23Na**	**25Mg**	**27Al**
		ppb	ppb	ppb
X		408.200	8135.000	M 15230.000
%RSD		2.916	1.151	M 1.655
Run	**Time**	**35Cl**	**39K**	**43Ca**
		ppb	ppb	ppb
X		T 0.000	T 2097.000	16180.000
%RSD		T 0.000	T 0.379	0.530
Run	**Time**	**45Sc**	**45Sc**	**47Ti**
		ppb	ppb	ppb
X		T 104.697%	96.886%	M 665.100
%RSD		T 0.053	4.412	M 1.450
Run	**Time**	**51V**	**52Cr**	**53Cl O**
		ppb	ppb	ppb
X		44.590	35.120	0.130
%RSD		0.868	1.055	507.600
Run	**Time**	**55Mn**	**56Fe**	**59Co**
		ppb	ppb	ppb
X		T 865.000	T 35260.000	13.260
%RSD		T 0.221	T 0.842	2.174
Run	**Time**	**60Ni**	**65Cu**	**66Zn**
		ppb	ppb	ppb
X		44.340	43.020	119.100
%RSD		2.267	1.932	0.965
Run	**Time**	**72Ge**	**75As**	**77Ar Cl**
		ppb	ppb	ppb
X		95.286%	16.060	0.525
%RSD		3.135	1.446	17.390
Run	**Time**	**78Se**	**88Sr**	**95Mo**
		ppb	ppb	ppb
X		1.828	31.850	5.109
%RSD		6.789	0.356	1.199
Run	**Time**	**105Pd**	**107Ag**	**108Mo O**
		ppb	ppb	ppb
X		0.000	0.091	-64.590
%RSD		0.000	4.717	3.568
Run	**Time**	**111Cd**	**115In**	**118Sn**
		ppb	ppb	ppb
X		0.567	99.652%	12.060
%RSD		10.120	2.994	0.565
Run	**Time**	**121Sb**	**137Ba**	**205Tl**
		ppb	ppb	ppb
X		0.322	41.630	0.583
%RSD		5.780	1.536	4.752
Run	**Time**	**208Pb**	**209Bi**	
		ppb	ppb	
X		17.910	95.075%	
%RSD		0.453	0.846	

Zinc

$$119.10 \text{ ppb} \times \frac{1}{0.73} \times \frac{1}{10} = 16.3 \text{ mg/kg}$$

% solids conversion

Zinc reported result 16.4 mg/kg

North Canton

Sample Calc - TCLP metals

TCLP

Analysis Report Averages 06/22/09 08:07:47 AM page 566

Sample: I250-11

Method: TOTAL Sample Name: LETQET Operator: KLC
Run Time: 06/19/09 15:56 Filename: I50615A
Mode: CONC Type: S Corr. Factor: 1.00000
Lab ID.: N.CANTON Cust. Smpl. ID.: Cust. ID.:

Elems	Ag	Al	As	B	Ba	Be
Units	ppb	ppb	ppb	ppb	ppb	ppb
Avge	-.5124	1091.	4.7199	32.01	571.4	3.561
SDev	.9121	1.52	.68924	1.4	.1401	.0024
%RSD	178	.1393	14.603	4.376	.0245	.0684

571.4 ppb ÷ 1000 = 0.571 mg/L

Elems	Ca	Cd	Co	Cr	Cu	Fe
Units	ppb	ppb	ppb	ppb	ppb	ppb
Avge	66820.	9.384	726.9	3.652	-.3414	20870.
SDev	51.35	.0288	.4584	.5173	.4365	10.73
%RSD	.0768	.307	.0631	14.16	127.8	.0514

reported result 0.57 mg/L

Elems	K	Mg	Mn	Mo	Na	Ni
Units	ppb	ppb	ppb	ppb	ppb	ppb
Avge	2804.	23160.	3913.	.1588	H1077e3	325.1
SDev	13.91	26.13	.3565	.9722	799.9	.221
%RSD	.4962	.1128	.0091	612.1	.0743	.068

Elems	Se	Pb	Sb	Sn	Ti	Tl
Units	ppb	ppb	ppb	ppb	ppb	ppb
Avge	3.5784	101.90	-1.3322	-2.088	-.6381	7.6075
SDev	2.9775	1.149	1.9931	.3158	.0011	1.8552
%RSD	83.208	1.1276	149.61	15.13	.1732	24.387

Elems	V	Zn	2203\1	2203\2	1960\1	1960\2
Units	ppb	ppb	ppb	ppb	ppb	ppb
Avge	.2451	4619.	99.840	102.92	8.5334	1.1046
SDev	.1973	3.984	.89264	1.2769	.27758	4.3254
%RSD	80.52	.0862	.89407	1.2406	3.2529	391.6

Elems	2068/2	2068/1	Y_3710	*Y
Units	ppb	ppb	ppb	
Avge	.64806	-2.3208	5.0000	20084.2
SDev	3.4664	4.7188	0	34.7905
%RSD	534.88	203.32	0	.17322

Batch Number: 9163022
Total

TestAmerica Laboratories, Inc.
Metals Prep Log/ Batch Summary

Prepared By: Lisa McGall
(e-Signature)

Prep Date: 06/12/09
Due Date: 06/17/09

Lot	Work Order			ICP Weight	ICPMS Weight	Hg Weight
A9F120000 Solid	LERG6	B	Due Date: SDG:		1.00 g	0.60 g
A9F120000 Solid	LERG6	C	Due Date: SDG:		1.00 g	0.60 g
A9F110131 Solid	LEN7V Total		Due Date: 06/17/09 SDG:		1.00 g	
A9F110131 Solid	LEN8G Total		Due Date: 06/17/09 SDG:		1.00 g	
A9F110131 Solid	LEN8K Total		Due Date: 06/17/09 SDG:		1.00 g	
A9F110131 Solid	LEN8M Total		Due Date: 06/17/09 SDG:		1.00 g	
A9F110131 Solid	LEN8N Total		Due Date: 06/17/09 SDG:		1.00 g	
A9F110131 Solid	LEN8Q Total		Due Date: 06/17/09 SDG:		1.00 g	
A9F110131 Solid	LEN8R Total		Due Date: 06/17/09 SDG:		1.00 g	
A9F110131 Solid	LEN8T Total		Due Date: 06/17/09 SDG:		1.00 g	
A9F110202 Solid	LEPW3 Total		Due Date: 06/18/09 SDG:		1.00 g	0.60 g
A9F110135 Solid	LEN87 Total		Due Date: 06/25/09 SDG: 9F11135		1.00 g	0.60 g
A9F110135 Solid	LEN87 Total	S	Due Date: 06/25/09 SDG: 9F11135		1.00 g	0.60 g
A9F110135 Solid	LEN87 Total	X	Due Date: 06/25/09 SDG: 9F11135		1.00 g	0.60 g
A9F110135 Solid	LEN9T Total		Due Date: 06/25/09 SDG: 9F11135		1.00 g	0.60 g
A9F110135 Solid	LEN9W Total		Due Date: 06/25/09 SDG: 9F11135		1.00 g	0.60 g
A9F110135 Solid	LEN9X Total		Due Date: 06/25/09 SDG: 9F11135		1.00 g	0.60 g
A9F110135 Solid	LEN90 Total		Due Date: 06/25/09 SDG: 9F11135		1.00 g	0.60 g

Batch Number: **9163022**

TestAmerica Laboratories, Inc.
Metals Prep Log/ Batch Summary

Prepared By: Lisa McGall (e-Signature)

Prep Date: 06/12/09
Due Date: 06/17/09

Lot	Work Order	ICP Weight	ICPMS Weight	Hg Weight
	LEVEL 2			
	BLANK AND CHECK STANDARD ON BATCH	X		
	MS/MSD AND PDS ON BATCH	X		
	CORRECT SPIKES ADDED	X		
	SPIKING SOLUTIONS DOCUMENTED ON BATCH LOG	X		

Comments:

B-BLANK; C-CHECK SAMPLE; L-CHECK SAMPLE DUPLICATE; P-SERIAL DILUTION; S-MATRIX SPIKE SAMPLE; D-MATRIX SPIKE DUPLICATE SAMPLE

Unless otherwise noted, final volumes are as follows: Soils - 100 mL. Waters - ICP and ICPMS - 50 mL, Hg - 100 mL.

ICPMS ELEMENTS WITHIN THE BATCH:

AG AL AS BA BE CA CD CO CR CU FE KX MG MN MO NA NI PB SB SE TL VX ZN

Matrix Spike Information:

LEN87	Hg	ICPMS-1	ICPMS-2

Check Sample Information:

LERG6	Hg	ICPMS-1	ICPMS-2

Prep Method(s): SW846 3050B, SW846 7471A

Batch Number: **9167027**

TestAmerica Laboratories, Inc.
Metals Prep Log/ Batch Summary

Prepared By: Lisa McGall (e-Signature)

Prep Date: 06/16/09
Due Date: 06/26/09

Lot	Work Order			ICP Weight	ICPMS Weight	Hg Weight
A9F160000 Solid	LE00G	B	Due Date: SDG:		1.00 g	0.60 g
A9F160000 Solid	LE00G	C	Due Date: SDG:		1.00 g	0.60 g
A9F120214 Solid	LETN8 Total		Due Date: 06/26/09 SDG: 9F11135		1.00 g	0.60 g
A9F120214 Solid	LETN8 Total	S	Due Date: 06/26/09 SDG: 9F11135		1.00 g	0.60 g
A9F120214 Solid	LETN8 Total	X	Due Date: 06/26/09 SDG: 9F11135		1.00 g	0.60 g
A9F120214 Solid	LETQD Total		Due Date: 06/26/09 SDG: 9F11135		1.00 g	0.60 g
A9F120214 Solid	LETQE Total		Due Date: 06/26/09 SDG: 9F11135		1.00 g	0.60 g
A9F120214 Solid	LETQK Total		Due Date: 06/26/09 SDG: 9F11135		1.00 g	0.60 g
A9F120214 Solid	LETQL Total		Due Date: 06/26/09 SDG: 9F11135		1.00 g	0.60 g
A9F120214 Solid	LETQN Total		Due Date: 06/26/09 SDG: 9F11135		1.00 g	0.60 g
A9F120214 Solid	LETQV Total		Due Date: 06/26/09 SDG: 9F11135		1.00 g	0.60 g
A9F120214 Solid	LETQW Total		Due Date: 06/26/09 SDG: 9F11135		1.00 g	0.60 g
A9F120214 Solid	LETQX Total		Due Date: 06/26/09 SDG: 9F11135		1.00 g	0.60 g
A9F120214 Solid	LETQ2 Total		Due Date: 06/26/09 SDG: 9F11135		1.00 g	0.60 g
A9F120214 Solid	LETQ5 Total		Due Date: 06/26/09 SDG: 9F11135		1.00 g	0.60 g
A9F150107 Solid	LEXN6 Total		Due Date: 06/26/09 SDG: 9F15107		1.00 g	0.60 g
A9F150107 Solid	LEXPC Total		Due Date: 06/26/09 SDG: 9F15107		1.00 g	0.60 g
A9F150107 Solid	LEXPD Total		Due Date: 06/26/09 SDG: 9F15107		1.00 g	0.60 g
A9F150107 Solid	LEXPN Total		Due Date: 06/26/09 SDG: 9F15107		1.00 g	0.60 g
A9F150107 Solid	LEXPP Total		Due Date: 06/26/09 SDG: 9F15107		1.00 g	0.60 g
A9F150107 Solid	LEXPP Total	S	Due Date: 06/26/09 SDG: 9F15107		1.00 g	0.60 g
A9F150107 Solid	LEXPP Total	X	Due Date: 06/26/09 SDG: 9F15107		1.00 g	0.60 g

Batch Number: **9167027**

TestAmerica Laboratories, Inc.
Metals Prep Log/ Batch Summary

Prepared By:
Lisa McGall
(e-Signature)

Prep Date: 06/16/09
Due Date: 06/26/09

Lot	Work Order		ICP Weight	ICPMS Weight	Hg Weight
A9F150107 Solid	LEXP7 Total	Due Date: 06/26/09 SDG: 9F15107		1.00 g	0.60 g
A9F150107 Solid	LEXQQ Total	Due Date: 06/26/09 SDG: 9F15107		1.00 g	0.60 g

LEVEL 2

BLANK AND CHECK STANDARD ON BATCH	X
MS/MSD AND PDS ON BATCH	X
CORRECT SPIKES ADDED	X
SPIKING SOLUTIONS DOCUMENTED ON BATCH LOG	X

Comments:

B-BLANK; C-CHECK SAMPLE; L-CHECK SAMPLE DUPLICATE; P-SERIAL DILUTION; S-MATRIX SPIKE SAMPLE; D-MATRIX SPIKE DUPLICATE SAMPLE

Unless otherwise noted, final volumes are as follows: Soils - 100 mL. Waters - ICP and ICPMS - 50 mL, Hg - 100 mL.

ICPMS ELEMENTS WITHIN THE BATCH:

AG AS BA BE CD CO CR CU FE MN MO NI PB SB SE TL VX ZN

Matrix Spike Information:			
LETN8	Hg	ICPMS-1	ICPMS-2
Matrix Spike Information:			
LEXPP	Hg	ICPMS-1	ICPMS-2
Check Sample Information:			
LE00G	Hg	ICPMS-1	ICPMS-2

Prep Method(s): SW846 3050B, SW846 7471A

Instrument Upload — Run Log - Page 1

Started Wed Jun 17 05:33:27 2009 by DAVIESB

Data File: UPL$CAN_DATA_ROOT:<REP>I80616A.CSV;1

#	WorkOrder	Dilution	Date	Time	Batch	Lot	Instrument	
				09:21 BED 6/17/09				
1	STD1	1	16-JUN-2009	~~14:11:17~~	9161014	A9F090153	I8	
2	STD2	1	16-JUN-2009	08:24:16			I8	
3	STD3	1	16-JUN-2009	08:28:00			I8	
4	STD4	1	16-JUN-2009	08:31:48			I8	
5	ICV	1	16-JUN-2009	08:37:10			I8	
6	ICB	1	16-JUN-2009	08:42:41			I8	
7	CRI	1	16-JUN-2009	08:45:37			I8	
8	ICSA	1	16-JUN-2009	08:49:43			I8	
9	ICSAB	1	16-JUN-2009	08:53:01			I8	
10	CCV	1	16-JUN-2009	09:01:04			I8	
11	CCB	1	16-JUN-2009	09:07:04			I8	
12	IDL1	1	16-JUN-2009	09:11:02			I8	
13	IDL2	1	16-JUN-2009	09:15:02			I8	
14	IDL3	1	16-JUN-2009	09:19:00			I8	
15	IDL4	1	16-JUN-2009	09:23:01			I8	
16	IDL5	1	16-JUN-2009	09:26:47			I8	
17	IDL6	1	16-JUN-2009	09:29:54			I8	
18	IDL7	1	16-JUN-2009	09:32:52			I8	
19	CCV	1	16-JUN-2009	09:49:44			I8	
20	CCB	1	16-JUN-2009	09:55:09			I8	
21	LERG6B	1	16-JUN-2009	09:58:10	9163022	A9F120000	I8	
22	LERG6C	1	16-JUN-2009	10:05:10	9163022	A9F120000	I8	
23	LEN7V	1	16-JUN-2009	10:10:29	9163022	A9F110131	I8	
24	LEN8G	1	16-JUN-2009	10:14:32	9163022	A9F110131	I8	
25	LEN8K	1	16-JUN-2009	10:18:33	9163022	A9F110131	I8	
26	LEN8M	1	16-JUN-2009	10:22:33	9163022	A9F110131	I8	
27	LEN8N	1	16-JUN-2009	10:26:31	9163022	A9F110131	I8	
28	LEN8Q	1	16-JUN-2009	10:30:30	9163022	A9F110131	I8	
29	LEN8R	1	16-JUN-2009	10:34:29	9163022	A9F110131	I8	
30	LEN8RL	1	16-JUN-2009	10:38:37			I8	
31	CCV	1	16-JUN-2009	10:42:36			I8	
32	CCB	1	16-JUN-2009	10:47:43			I8	
33	LEN8T	1	16-JUN-2009	10:51:24	9163022	A9F110131	I8	
34	LEPW3	1	16-JUN-2009	10:55:26	9163022	A9F110202	I8	
35	LEN87	1	16-JUN-2009	10:59:26	9163022	9F11135	I8	-4
36	LEN87X	1	16-JUN-2009	11:03:26	9163022	9F11135	I8	
37	LEN87S	1	16-JUN-2009	11:07:28	9163022	9F11135	I8	
38	LEN9T	1	16-JUN-2009	11:12:18	9163022	9F11135	I8	-8
39	LEN9W	1	16-JUN-2009	11:16:29	9163022	9F11135	I8	-12
40	LEN9X	1	16-JUN-2009	11:20:30	9163022	9F11135	I8	-14
41	LEN90	1	16-JUN-2009	11:24:33	9163022	9F11135	I8	-14D
42	CCV	1	16-JUN-2009	11:28:42			I8	
43	CCB	1	16-JUN-2009	11:33:53			I8	
44	LEN87	50	16-JUN-2009	11:36:49	9163022	9F11135	I8	

(continued)

#	WorkOrder	Dilution	Date	Time	Batch	Lot	Instrument
45	LEN87X	50	16-JUN-2009	11:40:51	9163022	9F11135	I8
46	LEN87S	50	16-JUN-2009	11:44:54	9163022	9F11135	I8
47	LEN9W	5	16-JUN-2009	11:49:00	9163022	9F11135	I8
48	LEXDAB	1	16-JUN-2009	11:53:00	9166020	A9F150000	I8
49	LEXDAC	1	16-JUN-2009	11:56:58	9166020	A9F150000	I8
50	LER3Q	1	16-JUN-2009	12:02:02	9166020	A9F120152	I8
51	LER3T	1	16-JUN-2009	12:06:05	9166020	A9F120152	I8
52	CCV	1	16-JUN-2009	12:10:04			I8
53	CCB	1	16-JUN-2009	12:15:19			I8
54	LER3X	1	16-JUN-2009	12:19:23	9166020	A9F120152	I8
55	LER31	1	16-JUN-2009	12:23:27	9166020	A9F120152	I8
56	LER33	1	16-JUN-2009	12:27:32	9166020	A9F120152	I8
57	LER34	1	16-JUN-2009	12:31:33	9166020	A9F120152	I8
58	LER0T	1	16-JUN-2009	12:35:36	9166020	A9F120141	I8
59	LER03	1	16-JUN-2009	12:39:38	9166020	A9F120141	I8
60	LER04	1	16-JUN-2009	12:43:38	9166020	A9F120141	I8
61	LER05	1	16-JUN-2009	12:47:48	9166020	A9F120141	I8
62	LER06	1	16-JUN-2009	12:51:48	9166020	A9F120141	I8
63	LER07	1	16-JUN-2009	12:55:54	9166020	A9F120141	I8
64	CCV	1	16-JUN-2009	13:00:00			I8
65	CCB	1	16-JUN-2009	13:04:36			I8
66	LER08	1	16-JUN-2009	13:08:43	9166020	A9F120141	I8
67	LER09	1	16-JUN-2009	13:12:45	9166020	A9F120141	I8
68	LER1A	1	16-JUN-2009	13:16:45	9166020	A9F120141	I8
69	LER1AL	1	16-JUN-2009	13:20:45			I8
70	LEWKW	1	16-JUN-2009	13:24:45	9166020	A9F130151	I8
71	LEWKWF	1	16-JUN-2009	13:28:46	9166020	A9F130151	I8
72	LEWKWS	1	16-JUN-2009	13:32:47	9166020	A9F130151	I8
73	LEWKWD	1	16-JUN-2009	13:38:34	9166020	A9F130151	I8
74	LELNTB	1	16-JUN-2009	13:44:49	9161014	A9F100000	I8
75	LELNTC	1	16-JUN-2009	13:48:49	9161014	A9F100000	I8
76	CCV	1	16-JUN-2009	13:54:02			I8
77	CCB	1	16-JUN-2009	13:59:09			I8
78	LEJ9K	1	16-JUN-2009	14:03:10	9161014	9F09141	I8
79	LEJ9KL	1	16-JUN-2009	14:07:10			I8
80	LEKC1	1	16-JUN-2009	14:11:17	9161014	A9F090153	I8
81	LEKC1F	1	16-JUN-2009	14:15:20	9161014	A9F090153	I8
82	LEK3C	1	16-JUN-2009	14:19:24	9161014	9F05300	I8
83	LEK3CS	1	16-JUN-2009	14:23:27	9161014	9F05300	I8
84	LEK3CD	1	16-JUN-2009	14:28:23	9161014	9F05300	I8
85	LEK4D	1	16-JUN-2009	14:33:30	9161014	9F05300	I8
86	LEK4E	1	16-JUN-2009	14:37:38	9161014	9F05300	I8
87	LEK4F	1	16-JUN-2009	14:41:41	9161014	9F05300	I8
88	CCV	1	16-JUN-2009	14:45:54			I8

(continued)

: Instrument Upload Run Log - Page 1 :
: Started Tue Jun 23 04:35:25 2009 by DAVIESB :
: Data File: UPL$CAN_DATA_ROOT:<REP>I80622B.CSV;1 :

#	WorkOrder	Dilution	Date	Time	Batch	Lot	Instrument
1	STD1	1	22-JUN-2009	12:49:46			I8
2	STD2	1	22-JUN-2009	12:52:40			I8
3	STD3	1	22-JUN-2009	12:57:17			I8
4	STD4	1	22-JUN-2009	13:02:50			I8
5	ICV	1	22-JUN-2009	13:06:50			I8
6	ICB	1	22-JUN-2009	13:11:39			I8
7	CRI	1	22-JUN-2009	13:14:34			I8
8	ICSA	1	22-JUN-2009	13:18:41			I8
9	ICSAB	1	22-JUN-2009	13:21:44			I8
10	CCV	1	22-JUN-2009	13:29:34			I8
11	CCB	1	22-JUN-2009	13:34:06			I8
12	LE8K2L	1	22-JUN-2009	13:38:06			I8
13	LE5QLB	1	22-JUN-2009	13:42:07	9169021	A9F180000	I8
14	LE5QLC	1	22-JUN-2009	13:45:16	9169021	A9F180000	I8
15	LE3E2	5	22-JUN-2009	13:49:39	9169021	A9F170131	I8
16	LE3E2	1	22-JUN-2009	13:53:40	9169021	A9F170131	I8
17	LE3E2F	1	22-JUN-2009	13:57:41	9169021	A9F170131	I8
18	LE3E2S	5	22-JUN-2009	14:01:37	9169021	A9F170131	I8
19	LE3E2D	5	22-JUN-2009	14:04:36	9169021	A9F170131	I8
20	LERGTB	1	22-JUN-2009	14:08:38	9163017	A9F120000	I8
21	LERGTC	1	22-JUN-2009	14:11:43	9163017	A9F120000	I8
22	CCV	1	22-JUN-2009	14:16:33			I8
23	CCB	1	22-JUN-2009	14:21:20			I8
24	LEQH9	1	22-JUN-2009	14:24:13	9163017	A9F110284	I8
25	LEQH9S	1	22-JUN-2009	14:28:20	9163017	A9F110284	I8
26	LEQH9D	1	22-JUN-2009	14:32:59	9163017	A9F110284	I8
27	LEQJ4	1	22-JUN-2009	14:37:58	9163017	A9F110284	I8
28	LEQKM	1	22-JUN-2009	14:41:57	9163017	A9F110284	I8
29	LEMPH	1	22-JUN-2009	14:45:55	9163017	C9F09193	I8
30	LEMP0F	1	22-JUN-2009	14:49:53	9163017	C9F09193	I8
31	LEMP0FL	1	22-JUN-2009	14:53:53			I8
32	LEMQK	1	22-JUN-2009	14:57:53	9163017	C9F09193	I8
33	LE00GB	1	22-JUN-2009	15:01:03	9167027	A9F160000	I8
34	CCV	1	22-JUN-2009	15:07:41			I8
35	CCB	1	22-JUN-2009	15:12:15			I8
36	LFD02B	1	22-JUN-2009	15:16:15	9173019	A9F220000	I8
37	LFD02C	1	22-JUN-2009	15:20:17	9173019	A9F220000	I8
38	LEWN4	1	22-JUN-2009	15:24:27	9173019	A9F130172	I8
39	LE8GJ	1	22-JUN-2009	15:28:29	9173019	A9F190108	I8
40	LE8GJS	1	22-JUN-2009	15:32:32	9173019	A9F190108	I8
41	LE8GJD	1	22-JUN-2009	15:37:06	9173019	A9F190108	I8
42	LE8GK	1	22-JUN-2009	15:41:19	9173019	A9F190108	I8
43	LE8GM	1	22-JUN-2009	15:45:21	9173019	A9F190108	I8
44	LE8GML	1	22-JUN-2009	15:49:22			I8

(continued)

#	WorkOrder	Dilution	Date	Time	Batch	Lot	Instrument
45	LE00GC	1	22-JUN-2009	15:53:23	9167027	A9F160000	I8
46	CCV	1	22-JUN-2009	15:57:40			I8
47	CCB	1	22-JUN-2009	16:02:29			I8
48	LETN8 -15	1	22-JUN-2009	16:06:32	9167027	9F11135	I8
49	LETN8X	1	22-JUN-2009	16:10:33	9167027	9F11135	I8
50	LETN8S	1	22-JUN-2009	16:14:31	9167027	9F11135	I8
51	LETQD -16	1	22-JUN-2009	16:18:33	9167027	9F11135	I8
52	LETQE -11	1	22-JUN-2009	16:22:30	9167027	9F11135	I8
53	LETQK -10	1	22-JUN-2009	16:26:32	9167027	9F11135	I8
54	LETQL -30	1	22-JUN-2009	16:30:39	9167027	9F11135	I8
55	LETQN -18	1	22-JUN-2009	16:34:38	9167027	9F11135	I8
56	LETQV -19	1	22-JUN-2009	16:38:43	9167027	9F11135	I8
57	LETQW -MH	1	22-JUN-2009	16:42:43	9167027	9F11135	I8
58	CCV	1	22-JUN-2009	16:46:41			I8
59	CCB	1	22-JUN-2009	16:50:51			I8
60	ICSA	1	22-JUN-2009	16:54:50			I8
61	ICSAB	1	22-JUN-2009	16:58:51			I8
62	LETQX 7A	1	22-JUN-2009	17:03:20	9167027	9F11135	I8
63	LETQ2 M7	1	22-JUN-2009	17:07:24	9167027	9F11135	I8
64	CCV	1	22-JUN-2009	17:11:22			I8
65	CCB	1	22-JUN-2009	17:15:41			I8
66	LETQ5 -7	1	22-JUN-2009	17:19:40	9167027	9F11135	I8
67	LEXN6	1	22-JUN-2009	17:23:38	9167027	9F15107	I8
68	LEXPC	1	22-JUN-2009	17:27:40	9167027	9F15107	I8
69	LEXPD	1	22-JUN-2009	17:31:38	9167027	9F15107	I8
70	LEXPN	1	22-JUN-2009	17:35:36	9167027	9F15107	I8
71	LEXPP	1	22-JUN-2009	17:39:39	9167027	9F15107	I8
72	LEXPPX	1	22-JUN-2009	17:43:40	9167027	9F15107	I8
73	LEXPPS	1	22-JUN-2009	17:47:42	9167027	9F15107	I8
74	LEXP7	1	22-JUN-2009	17:51:55	9167027	9F15107	I8
75	LEXQQ	1	22-JUN-2009	17:55:54	9167027	9F15107	I8
76	CCV	1	22-JUN-2009	17:59:52			I8
77	CCB	1	22-JUN-2009	18:04:01			I8
78	LEXQQL	1	22-JUN-2009	18:07:59			I8
79	LEXDFB	1	22-JUN-2009	18:12:02	9166022	A9F150000	I8
80	LEXDFC	1	22-JUN-2009	18:16:01	9166022	A9F150000	I8
81	LETLR	1	22-JUN-2009	18:20:15	9166022	A9F120205	I8
82	LETMF	1	22-JUN-2009	18:24:14	9166022	A9F120205	I8
83	LETMG	1	22-JUN-2009	18:28:22	9166022	A9F120205	I8
84	LETMN	1	22-JUN-2009	18:32:20	9166022	A9F120205	I8
85	LEWEM	1	22-JUN-2009	18:36:19	9166022	A9F130133	I8
86	LEWEN	1	22-JUN-2009	18:40:31	9166022	A9F130133	I8
87	LEWENS	1	22-JUN-2009	18:44:29	9166022	A9F130133	I8
88	CCV	1	22-JUN-2009	18:48:41			I8

(continued)

: Instrument Upload Run Log - Page 1 :
: Started Wed Jun 24 04:28:04 2009 by DAVIESB :
: Data File: UPL$CAN_DATA_ROOT:<REP>I80623A.CSV;1 :

#	WorkOrder	Dilution	Date	Time	Batch	Lot	Instrument
1	STD1	1	23-JUN-2009	09:38:35			I8
2	STD2	1	23-JUN-2009	09:41:30			I8
3	STD3	1	23-JUN-2009	09:45:47			I8
4	STD4	1	23-JUN-2009	09:50:38			I8
5	ICV	1	23-JUN-2009	09:54:38			I8
6	ICB	1	23-JUN-2009	09:58:53			I8
7	CRI	1	23-JUN-2009	10:01:51			I8
8	ICSA	1	23-JUN-2009	10:05:56			I8
9	ICSAB	1	23-JUN-2009	10:08:54			I8
10	CCV	1	23-JUN-2009	10:19:41			I8
11	CCB	1	23-JUN-2009	10:24:07			I8
12	CCV	1	23-JUN-2009	12:02:47			I8
13	CCB	1	23-JUN-2009	12:07:09			I8
14	LFD1AB	1	23-JUN-2009	12:10:04	9173023	A9F220000	I8
15	LFD1AC	1	23-JUN-2009	12:14:02	9173023	A9F220000	I8
16	LE4Q9	1	23-JUN-2009	12:18:36	9173023	A9F170241	I8
17	LE4Q9F	1	23-JUN-2009	12:22:34	9173023	A9F170241	I8
18	LE4VX	1	23-JUN-2009	12:26:36	9173023	A9F170250	I8
19	LE4VXF	1	23-JUN-2009	12:30:35	9173023	A9F170250	I8
20	LE4W7	1	23-JUN-2009	12:34:33	9173023	A9F170257	I8
21	LE4W7F	1	23-JUN-2009	12:38:32	9173023	A9F170257	I8
22	LE40C	1	23-JUN-2009	12:42:33	9173023	A9F170261	I8
23	LE40CS	1	23-JUN-2009	12:46:34	9173023	A9F170261	I8
24	CCV	1	23-JUN-2009	12:56:44			I8
25	CCB	1	23-JUN-2009	13:01:43			I8
26	LE40CD	1	23-JUN-2009	13:04:57	9173023	A9F170261	I8
27	LE40CF	1	23-JUN-2009	13:09:46	9173023	A9F170261	I8
28	LE40CFS	1	23-JUN-2009	13:13:15	9173023	A9F170261	I8
29	LE40CFD	1	23-JUN-2009	13:16:08	9173023	A9F170261	I8
30	LE54H	1	23-JUN-2009	13:21:03	9173023	9F18115	I8
31	LE54V	1	23-JUN-2009	13:25:04	9173023	9F18115	I8
32	LE54W	1	23-JUN-2009	13:29:03	9173023	9F18115	I8
33	LE54X	1	23-JUN-2009	13:33:07	9173023	9F18115	I8
34	LE54XL	1	23-JUN-2009	13:37:05			I8
35	LETN8S	50	23-JUN-2009	13:41:06	9167027	9F11135	I8
36	CCV	1	23-JUN-2009	13:45:05			I8
37	CCB	1	23-JUN-2009	13:49:31			I8
38	LETQK -10	20	23-JUN-2009	14:07:51	9167027	9F11135	I8
39	LETQX M-7A	20	23-JUN-2009	14:11:54	9167027	9F11135	I8
40	LETQ5 -7	20	23-JUN-2009	14:15:53	9167027	9F11135	I8
41	CCV	1	23-JUN-2009	14:19:51			I8
42	CCB	1	23-JUN-2009	14:24:15			I8
43	LEXPD	5	23-JUN-2009	14:28:17	9167027	9F15107	I8
44	LEXPPS	5	23-JUN-2009	14:32:15	9167027	9F15107	I8

(continued)

: Instrument Upload Run Log - Page 1 :
: Started Wed Jun 17 08:31:34 2009 by TOTHR :
: Data File: UPL$CAN_DATA_ROOT:<LHG>HG10616A.PRN;1 :

#	WorkOrder	Dilution	Date	Time	Batch	Lot	Instrument
1	STD1REP1	1	16-JUN-2009	08:38:50			H1
2	STD2REP1	1	16-JUN-2009	08:39:59			H1
3	STD3REP1	1	16-JUN-2009	08:41:06			H1
4	STD4REP1	1	16-JUN-2009	08:42:14			H1
5	STD5REP1	1	16-JUN-2009	08:43:35			H1
6	STD6REP1	1	16-JUN-2009	08:45:01			H1
7	CK5ICV	1	16-JUN-2009	08:46:25			H1
8	CK4ICB	1	16-JUN-2009	08:47:32			H1
9	CK3CRA\MRL	1	16-JUN-2009	08:48:38			H1
10	CK2CCV	1	16-JUN-2009	08:49:46			H1
11	CK1CCB	1	16-JUN-2009	08:51:07			H1
12	LEDWPD	1	16-JUN-2009	08:52:17			H1
13	LEK05	2	16-JUN-2009	08:53:32	9162020	C9F09221	H1
14	LENEP	20	16-JUN-2009	08:54:46	9162020	C9F09221	H1
15	LENER	20	16-JUN-2009	08:56:01	9162020	C9F09221	H1
16	LEM7P	5	16-JUN-2009	08:57:05	9162020	C9F09221	H1
17	LEK0W	2	16-JUN-2009	08:58:22	9162020	C9F09221	H1
18	LEM7X	100	16-JUN-2009	08:59:48	9162020	C9F09221	H1
19	LEM7G	20	16-JUN-2009	09:00:54	9162020	C9F09221	H1
20	LEK0X	5	16-JUN-2009	09:02:14	9162020	C9F09221	H1
21	LEM76	100	16-JUN-2009	09:03:34	9162020	C9F09221	H1
22	CK2CCV	1	16-JUN-2009	09:04:44			H1
23	CK1CCB	1	16-JUN-2009	09:05:49			H1
24	LEM7L	20	16-JUN-2009	09:06:57	9162020	C9F09221	H1
25	LEM7M	100	16-JUN-2009	09:08:27	9162020	C9F09221	H1
26	LEK08	5	16-JUN-2009	09:09:33	9162020	C9F09221	H1
27	CK2CCV	1	16-JUN-2009	09:10:54			H1
28	CK1CCB	1	16-JUN-2009	09:12:12			H1
29	CK2CCV	1	16-JUN-2009	15:01:35			H1
30	CK1CCB	1	16-JUN-2009	15:02:49			H1
31	LE00EB	1	16-JUN-2009	15:04:06	9167026	A9F160000	H1
32	LE00EC	1	16-JUN-2009	15:05:30	9167026	A9F160000	H1
33	LEWRM	1	16-JUN-2009	15:06:37	9167026	A9F130184	H1
34	LEWRMS	1	16-JUN-2009	15:07:42	9167026	A9F130184	H1
35	LEWRMD	1	16-JUN-2009	15:08:46	9167026	A9F130184	H1
36	LE00NB	1	16-JUN-2009	15:10:11	9167030	A9F160000	H1
37	LE00NC	1	16-JUN-2009	15:11:17	9167030	A9F160000	H1
38	LEQCG	1	16-JUN-2009	15:12:28	9167030	C9F11242	H1
39	LEQCGS	1	16-JUN-2009	15:13:33	9167030	C9F11242	H1
40	LEQCGD	1	16-JUN-2009	15:14:38	9167030	C9F11242	H1
41	CK2CCV	1	16-JUN-2009	15:15:49			H1
42	CK1CCB	1	16-JUN-2009	15:17:04			H1
43	LEVTN	1	16-JUN-2009	15:18:22	9167030	C9F11242	H1
44	LEM67	1	16-JUN-2009	15:19:30	9167030	9F10267	H1

(continued)

#	WorkOrder	Dilution	Date	Time	Batch	Lot	Instrument
45	LEVTW	1	16-JUN-2009	15:20:34	9167030	C9F11242	H1
46	LEM69	1	16-JUN-2009	15:21:43	9167030	9F10267	H1
47	LEM7A	1	16-JUN-2009	15:22:50	9167030	9F10267	H1
48	LEVTT	1	16-JUN-2009	15:23:56	9167030	C9F11242	H1
49	LEVVH	1	16-JUN-2009	15:25:01	9167030	C9F11242	H1
50	LEM7C	1	16-JUN-2009	15:26:17	9167030	9F10267	H1
51	LEQAX	1	16-JUN-2009	15:39:38	9167030	C9F11242	H1
52	LEM66	1	16-JUN-2009	15:40:43	9167030	9F10267	H1
53	CK2CCV	1	16-JUN-2009	15:41:58			H1
54	CK1CCB	1	16-JUN-2009	15:43:09			H1
55	LEVTJ	1	16-JUN-2009	15:44:16	9167030	C9F11242	H1
56	LEVTP	1	16-JUN-2009	15:45:34	9167030	C9F11242	H1
57	LEQCN	1	16-JUN-2009	15:58:48	9167030	C9F11242	H1
58	LEQAJ	1	16-JUN-2009	15:59:56	9167030	C9F11242	H1
59	LEQAW	1	16-JUN-2009	16:01:11	9167030	C9F11242	H1
60	LEQAV	1	16-JUN-2009	16:02:36	9167030	C9F11242	H1
61	LEQAR	1	16-JUN-2009	16:03:43	9167030	C9F11242	H1
62	LEM64	1	16-JUN-2009	16:04:49	9167030	9F10267	H1
63	LE00GB	1	16-JUN-2009	16:06:16	9167027	A9F160000	H1
64	LE00GC	1	16-JUN-2009	16:07:21	9167027	A9F160000	H1
65	CK2CCV	1	16-JUN-2009	16:08:50			H1
66	CK1CCB	1	16-JUN-2009	16:09:54			H1
67	LETN8	1	16-JUN-2009	16:11:02	9167027	9F11135	H1
68	LETN8X	1	16-JUN-2009	16:12:30	9167027	9F11135	H1
69	LETN8S	1	16-JUN-2009	16:13:59	9167027	9F11135	H1
70	LEXPP	1	16-JUN-2009	16:15:19	9167027	9F15107	H1
71	LEXPPX	1	16-JUN-2009	16:16:29	9167027	9F15107	H1
72	LEXPPS	1	16-JUN-2009	16:17:37	9167027	9F15107	H1
73	LETQL	1	16-JUN-2009	16:18:44	9167027	9F11135	H1
74	LETQW	1	16-JUN-2009	16:20:05	9167027	9F11135	H1
75	LEXQQ	1	16-JUN-2009	16:21:31	9167027	9F15107	H1
76	LETQE	1	16-JUN-2009	16:22:39	9167027	9F11135	H1
77	CK2CCV	1	16-JUN-2009	16:23:48			H1
78	CK1CCB	1	16-JUN-2009	16:24:55			H1
79	LETQX	1	16-JUN-2009	16:26:04	9167027	9F11135	H1
80	LEXN6	1	16-JUN-2009	16:27:21	9167027	9F15107	H1
81	LEXPN	1	16-JUN-2009	16:28:28	9167027	9F15107	H1
82	LETQ2	1	16-JUN-2009	16:29:34	9167027	9F11135	H1
83	LETQN	1	16-JUN-2009	16:30:40	9167027	9F11135	H1
84	LEXPD	1	16-JUN-2009	16:31:45	9167027	9F15107	H1
85	LETQV	1	16-JUN-2009	16:32:50	9167027	9F11135	H1
86	LEXPC	1	16-JUN-2009	16:33:58	9167027	9F15107	H1
87	LETQK	1	16-JUN-2009	16:35:18	9167027	9F11135	H1
88	LETQ5	1	16-JUN-2009	16:36:35	9167027	9F11135	H1

(continued)

#	WorkOrder	Dilution	Date	Time	Batch	Lot	Instrument
89	CK2CCV	1	16-JUN-2009	16:37:45			H1
90	CK1CCB	1	16-JUN-2009	16:39:00			H1
91	LETQD	1	16-JUN-2009	16:40:06	9167027	9F11135	H1
92	LEXP7	1	16-JUN-2009	16:41:13	9167027	9F15107	H1
93	LE0X7BT	1	16-JUN-2009	16:42:21	9167023	A9F160000	H1
94	LE0X7CT	1	16-JUN-2009	16:43:38	9167023	A9F160000	H1
95	LETNHT	1	16-JUN-2009	16:44:48	9167023	A9F120211	H1
96	LETNHTS	1	16-JUN-2009	16:45:58	9167023	A9F120211	H1
97	LETNHTD	1	16-JUN-2009	16:47:05	9167023	A9F120211	H1
98	LEJ6LT	1	16-JUN-2009	16:48:10	9167025	A9F090125	H1
99	LE00LB	1	16-JUN-2009	16:49:19	9167029	A9F160000	H1
100	LE00LC	1	16-JUN-2009	16:50:28	9167029	A9F160000	H1
101	CK2CCV	1	16-JUN-2009	16:58:25			H1
102	CK1CCB	1	16-JUN-2009	16:59:40			H1
103	LEWN6	1	16-JUN-2009	17:12:51	9167029	C9F13174	H1
104	LEWN6S	1	16-JUN-2009	17:26:04	9167029	C9F13174	H1
105	LEWN6D	1	16-JUN-2009	17:39:16	9167029	C9F13174	H1
106	LEWRC	1	16-JUN-2009	17:52:26	9167029	C9F13174	H1
107	LEQDA	1	16-JUN-2009	17:53:34	9167029	C9F09221	H1
108	LEQDC	1	16-JUN-2009	17:54:42	9167029	C9F09221	H1
109	LEQDE	1	16-JUN-2009	17:55:50	9167029	C9F09221	H1
110	LEWQ8	1	16-JUN-2009	17:56:57	9167029	C9F13174	H1
111	LEWRA	1	16-JUN-2009	18:10:38	9167029	C9F13174	H1
112	LEWQ6	1	16-JUN-2009	18:11:57	9167029	C9F13174	H1
113	CK2CCV	1	16-JUN-2009	18:13:05			H1
114	CK1CCB	1	16-JUN-2009	18:14:15			H1
115	LEWRE	1	16-JUN-2009	18:15:30	9167029	C9F13174	H1
116	LEWQ9	1	16-JUN-2009	18:16:41	9167029	C9F13174	H1
117	LEWRD	1	16-JUN-2009	18:29:59	9167029	C9F13174	H1
118	LEWQ7	1	16-JUN-2009	18:31:08	9167029	C9F13174	H1
119	LEVTQ	1	16-JUN-2009	18:32:19	9167030	C9F11242	H1
120	LEQCV	1	16-JUN-2009	18:33:40	9167029	C9F09221	H1
121	LEQCG	5	16-JUN-2009	18:34:52	9167030	C9F11242	H1
122	LEQCGS	5	16-JUN-2009	18:36:05	9167030	C9F11242	H1
123	LEQCGD	5	16-JUN-2009	18:37:22	9167030	C9F11242	H1
124	LEVTW	20	16-JUN-2009	18:38:29	9167030	C9F11242	H1
125	CK2CCV	1	16-JUN-2009	18:39:45			H1
126	CK1CCB	1	16-JUN-2009	18:40:52			H1
127	LEVTT	10	16-JUN-2009	18:41:57	9167030	C9F11242	H1
128	LEVVH	5	16-JUN-2009	18:43:05	9167030	C9F11242	H1
129	LEQAX	100	16-JUN-2009	18:44:14	9167030	C9F11242	H1
130	LEVTJ	5	16-JUN-2009	18:46:13	9167030	C9F11242	H1
131	LEVTP	5	16-JUN-2009	18:47:20	9167030	C9F11242	H1
132	LEQCN	100	16-JUN-2009	18:48:30	9167030	C9F11242	H1

(continued)

```
--------------------------------------------------------------------------------
:       Instrument Upload                                  Run Log - Page  4 :
:       Started Wed Jun 17 08:31:34 2009 by TOTHR                            :
:       Data File: UPL$CAN_DATA_ROOT:<LHG>HG10616A.PRN;1                     :
--------------------------------------------------------------------------------
```

#	WorkOrder	Dilution	Date	Time	Batch	Lot	Instrument
133	CK2CCV	1	16-JUN-2009	18:49:38			H1
134	CK1CCB	1	16-JUN-2009	18:50:45			H1

```
---------------------------------- End of Report ---------------------------------
```

Instrument Upload Run Log - Page 1

Started Mon Jun 22 07:24:44 2009 by TOTHR

Data File: UPL$CAN_DATA_ROOT:<LHG>HG10619C.PRN;1

#	WorkOrder	Dilution	Date	Time	Batch	Lot	Instrument
1	STD1REP1	1	19-JUN-2009	12:00:31			H1
2	STD2REP1	1	19-JUN-2009	12:01:46			H1
3	STD3REP1	1	19-JUN-2009	12:03:14			H1
4	STD4REP1	1	19-JUN-2009	12:04:25			H1
5	STD5REP1	1	19-JUN-2009	12:05:41			H1
6	STD6REP1	1	19-JUN-2009	12:06:47			H1
7	CK5ICV	1	19-JUN-2009	12:08:01			H1
8	CK4ICB	1	19-JUN-2009	12:09:09			H1
9	CK3CRA\MRL	1	19-JUN-2009	12:10:15			H1
10	CK2CCV	1	19-JUN-2009	12:11:20			H1
11	CK1CCB	1	19-JUN-2009	12:12:26			H1
12	LE24GBT	1	19-JUN-2009	12:13:32	9169025	A9F170000	H1
13	LE5QTBT	1	19-JUN-2009	12:14:42	9169025	A9F180000	H1
14	LE5QTCT	1	19-JUN-2009	12:15:57	9169025	A9F180000	H1
15	LEVC4T	1	19-JUN-2009	12:17:05	9169025	A9F120300	H1
16	LEVC4TS	1	19-JUN-2009	12:18:12	9169025	A9F120300	H1
17	LEVC4TD	1	19-JUN-2009	12:19:17	9169025	A9F120300	H1
18	LETQWT	1	19-JUN-2009	12:20:36	9169025	9F11135	H1
19	LE194T	1	19-JUN-2009	12:21:42	9169025	A9F160235	H1
20	LEKV8T	1	19-JUN-2009	12:22:50	9169025	A9F090210	H1
21	LEKVRT	1	19-JUN-2009	12:23:58	9169025	A9F090210	H1
22	CK2CCV	1	19-JUN-2009	12:25:04			H1
23	CK1CCB	1	19-JUN-2009	12:26:32			H1
24	LETQNT	1	19-JUN-2009	12:27:37	9169025	9F11135	H1
25	LEKV3T	1	19-JUN-2009	12:28:42	9169025	A9F090210	H1
26	LETQET	1	19-JUN-2009	12:29:58	9169025	9F11135	H1
27	LEXPDT	1	19-JUN-2009	12:31:04	9169025	9F15107	H1
28	LET23T	1	19-JUN-2009	12:32:09	9169025	A9F120257	H1
29	LEKVXT	1	19-JUN-2009	12:33:24	9169025	A9F090210	H1
30	LEXPNT	1	19-JUN-2009	12:34:55	9169025	9F15107	H1
31	LEKTAT	1	19-JUN-2009	12:36:02	9169025	A9F090210	H1
32	LE24EBT	1	19-JUN-2009	12:37:17	9169023	A9F170000	H1
33	LE5QQBT	1	19-JUN-2009	12:38:25	9169023	A9F180000	H1
34	CK2CCV	1	19-JUN-2009	12:39:32			H1
35	CK1CCB	1	19-JUN-2009	12:41:02			H1
36	LE5QQCT	1	19-JUN-2009	12:42:07	9169023	A9F180000	H1
37	LEVCET	1	19-JUN-2009	12:43:33	9169023	A9F120300	H1
38	LEVCETS	1	19-JUN-2009	12:44:38	9169023	A9F120300	H1
39	LEVCETD	1	19-JUN-2009	12:45:45	9169023	A9F120300	H1
40	LE5QJB	1	19-JUN-2009	12:47:26	9169020	A9F180000	H1
41	LE5QJC	1	19-JUN-2009	12:48:30	9169020	A9F180000	H1
42	LE27FF	1	19-JUN-2009	12:49:41	9169020	A9F170115	H1
43	LE27FFS	1	19-JUN-2009	12:50:49	9169020	A9F170115	H1
44	LE27FFD	1	19-JUN-2009	12:51:54	9169020	A9F170115	H1

(continued)

#	WorkOrder	Dilution	Date	Time	Batch	Lot	Instrument
45	LE46E	1	19-JUN-2009	12:53:03	9169020	9F16211	H1
46	CK2CCV	1	19-JUN-2009	12:54:08			H1
47	CK1CCB	1	19-JUN-2009	12:55:13			H1
48	LE3GJ	1	19-JUN-2009	12:56:33	9169020	C9F17132	H1
49	LE28HF	1	19-JUN-2009	12:57:43	9169020	A9F170115	H1
50	LE3TDF	1	19-JUN-2009	12:59:19	9169020	A9F170147	H1
51	LE28CF	1	19-JUN-2009	13:00:25	9169020	A9F170115	H1
52	LE28KF	1	19-JUN-2009	13:01:31	9169020	A9F170115	H1
53	LE3T3F	1	19-JUN-2009	13:02:41	9169020	A9F170147	H1
54	LEXDDB	1	19-JUN-2009	13:03:48	9166021	A9F150000	H1
55	LEXDDC	1	19-JUN-2009	13:05:23	9166021	A9F150000	H1
56	LET34	1	19-JUN-2009	13:06:31	9166021	A9F120262	H1
57	LET34S	1	19-JUN-2009	13:07:48	9166021	A9F120262	H1
58	CK2CCV	1	19-JUN-2009	13:08:54			H1
59	CK1CCB	1	19-JUN-2009	13:10:02			H1
60	LET34D	1	19-JUN-2009	13:11:08	9166021	A9F120262	H1
61	LET4L	1	19-JUN-2009	13:12:18	9166021	A9F120262	H1
62	LET3P	1	19-JUN-2009	13:13:24	9166021	A9F120262	H1
63	LET26	1	19-JUN-2009	13:14:32	9166021	A9F120262	H1
64	LET2X	1	19-JUN-2009	13:15:58	9166021	A9F120262	H1
65	LET3K	1	19-JUN-2009	13:17:13	9166021	A9F120262	H1
66	LET3E	1	19-JUN-2009	13:18:30	9166021	A9F120262	H1
67	LET3N	1	19-JUN-2009	13:19:48	9166021	A9F120262	H1
68	LET28	1	19-JUN-2009	13:20:57	9166021	A9F120262	H1
69	LET3V	1	19-JUN-2009	13:22:18	9166021	A9F120262	H1
70	CK2CCV	1	19-JUN-2009	13:23:28			H1
71	CK1CCB	1	19-JUN-2009	13:24:34			H1
72	LE5QLB	1	19-JUN-2009	13:25:40	9169021	A9F180000	H1
73	LE5QLC	1	19-JUN-2009	13:26:46	9169021	A9F180000	H1
74	LE3E2	1	19-JUN-2009	13:28:01	9169021	A9F170131	H1
75	LE3E2S	1	19-JUN-2009	13:29:12	9169021	A9F170131	H1
76	LE3E2D	1	19-JUN-2009	13:30:19	9169021	A9F170131	H1
77	LE5QEB	1	19-JUN-2009	13:31:26	9169018	A9F180000	H1
78	LE5QEC	1	19-JUN-2009	13:32:31	9169018	A9F180000	H1
79	LEWENR	1	19-JUN-2009	13:33:37	9169018	A9F130133	H1
80	LEWENRS	1	19-JUN-2009	13:34:43	9166022	A9F130133	H1
81	LEWENRD	1	19-JUN-2009	13:35:49	9166022	A9F130133	H1
82	CK2CCV	1	19-JUN-2009	13:37:07			H1
83	CK1CCB	1	19-JUN-2009	13:38:12			H1
84	CK2CCV	1	19-JUN-2009	17:22:47			H1
85	CK1CCB	1	19-JUN-2009	17:23:53			H1
86	LE543BT	1	19-JUN-2009	17:24:58	9169260	A9F180000	H1
87	CK2CCV	1	19-JUN-2009	17:27:02			H1
88	CK1CCB	1	19-JUN-2009	17:28:07			H1

(continued)

#	WorkOrder	Dilution	Date	Time	Batch	Lot	Instrument
89	LE543BT	1	19-JUN-2009	17:29:24	9169260	A9F180000	H1
90	LE6C2BT	1	19-JUN-2009	17:30:53	9169260	A9F180000	H1
91	LE6C2CT	1	19-JUN-2009	17:31:59	9169260	A9F180000	H1
92	LE401T	1	19-JUN-2009	17:33:09	9169260	A9F170263	H1
93	LE401TS	1	19-JUN-2009	17:34:51	9169260	A9F170263	H1
94	LE401TD	1	19-JUN-2009	17:36:10	9169260	A9F170263	H1
95	LE41JT	1	19-JUN-2009	17:37:20	9169260	A9F170263	H1
96	LE41DT	1	19-JUN-2009	17:38:27	9169260	A9F170263	H1
97	LE41AT	1	19-JUN-2009	17:39:37	9169260	A9F170263	H1
98	LE8GDBT	1	19-JUN-2009	17:40:45	9170159	A9F190000	H1
99	CK2CCV	1	19-JUN-2009	17:41:50			H1
100	CK1CCB	1	19-JUN-2009	17:43:16			H1
101	LE8K5BT	1	19-JUN-2009	17:44:23	9170159	A9F190000	H1
102	LE8K5CT	1	19-JUN-2009	17:45:30	9170159	A9F190000	H1
103	LE7N5T	1	19-JUN-2009	17:46:41	9170159	A9F180289	H1
104	LE7N5TS	1	19-JUN-2009	17:47:58	9170159	A9F180289	H1
105	LE7N5TD	1	19-JUN-2009	17:49:05	9170159	A9F180289	H1
106	LE7QWT	1	19-JUN-2009	17:50:17	9170159	A9F180289	H1
107	CK2CCV	1	19-JUN-2009	17:51:23			H1
108	CK1CCB	1	19-JUN-2009	17:52:39			H1

End of Report

TestAmerica North Canton

Metals Data Reporting Form

Initial Calibration Verification Standard

Instrument: ICPMS **Units:** ug/L

Chart Number: I80616A.csv **Acceptable Range:** 90% - 110%

Standard Source: _____ **Standard ID:** _____

Element	WL/ Mass	True Conc	ICV 06/16/09 8:37 AM Found	% Rec	Found	% Rec	Found	% Rec	Found	% Rec	Found	% Rec
Antimony	121	80.0	81.83	**102.3**								
Arsenic	75	80.0	79.96	**100.0**								
Barium	137	80.0	77.28	**96.6**								
Beryllium	9	80.0	75.40	**94.2**								
Cadmium	111	80.0	82.66	**103.3**								
Chromium	52	80.0	81.01	**101.3**								
Cobalt	59	80.0	81.54	**101.9**								
Copper	65	80.0	84.43	**105.5**								
Iron	56	20000.0	20563.33	**102.8**								
Lead	208	80.0	76.99	**96.2**								
Manganese	55	400.0	398.90	**99.7**								
Molybdenum	95	80.0	85.75	**107.2**								
Nickel	60	80.0	84.02	**105.0**								
Selenium	78	80.0	79.85	**99.8**								
Silver	107	80.0	84.26	**105.3**								
Thallium	205	80.0	78.13	**97.7**								
Vanadium	51	80.0	80.49	**100.6**								
Zinc	66	80.0	83.13	**103.9**								

TestAmerica North Canton

Metals Data Reporting Form

Continuing Calibration Verification

Instrument: ICPMS **Units:** ug/L

Chart Number: I80616A.csv **Acceptable Range:** 90% - 110%

Standard Source: _____ **Standard ID:** _____

Element	WL/ Mass	True Conc	CCV 06/16/09 9:01 AM Found	% Rec	CCV 1 06/16/09 9:49 AM Found	% Rec	CCV 06/16/09 10:42 AM Found	% Rec	CCV 06/16/09 11:28 AM Found	% Rec	CCV 3 06/16/09 12:10 PM Found	% Rec
Antimony	121	100.0	100.72	**100.7**	101.77	**101.8**	101.30	**101.3**	101.00	**101.0**	101.40	**101.4**
Arsenic	75	100.0	99.55	**99.5**	100.73	**100.7**	99.76	**99.8**	100.47	**100.5**	99.73	**99.7**
Barium	137	100.0	96.34	**96.3**	100.10	**100.1**	98.74	**98.7**	98.76	**98.8**	98.84	**98.8**
Beryllium	9	100.0	95.20	**95.2**	97.12	**97.1**	95.00	**95.0**	96.22	**96.2**	94.44	**94.4**
Cadmium	111	100.0	102.87	**102.9**	102.83	**102.8**	102.50	**102.5**	101.60	**101.6**	102.83	**102.8**
Chromium	52	100.0	101.58	**101.6**	100.34	**100.3**	98.95	**99.0**	98.83	**98.8**	99.31	**99.3**
Cobalt	59	100.0	102.36	**102.4**	101.13	**101.1**	98.97	**99.0**	99.15	**99.2**	99.36	**99.4**
Copper	65	100.0	105.27	**105.3**	102.60	**102.6**	100.00	**100.0**	100.57	**100.6**	100.52	**100.5**
Iron	56	25000.0	25163.33	**100.7**	25663.33	**102.7**	25813.33	**103.3**	25556.67	**102.2**	25793.33	**103.2**
Lead	208	100.0	97.60	**97.6**	97.98	**98.0**	98.84	**98.8**	97.83	**97.8**	98.37	**98.4**
Manganese	55	500.0	497.70	**99.5**	502.90	**100.6**	500.33	**100.1**	503.67	**100.7**	499.30	**99.9**
Molybdenum	95	100.0	107.53	**107.5**	106.00	**106.0**	103.93	**103.9**	103.40	**103.4**	103.80	**103.8**
Nickel	60	100.0	104.40	**104.4**	103.30	**103.3**	98.83	**98.8**	101.11	**101.1**	101.03	**101.0**
Selenium	78	100.0	99.43	**99.4**	101.67	**101.7**	102.53	**102.5**	103.87	**103.9**	100.54	**100.5**
Silver	107	100.0	104.77	**104.8**	102.87	**102.9**	102.07	**102.1**	101.70	**101.7**	101.73	**101.7**
Thallium	205	100.0	98.21	**98.2**	98.17	**98.2**	97.19	**97.2**	96.85	**96.9**	96.61	**96.6**
Vanadium	51	100.0	98.82	**98.8**	99.84	**99.8**	97.53	**97.5**	98.17	**98.2**	98.80	**98.8**
Zinc	66	100.0	104.90	**104.9**	103.10	**103.1**	103.20	**103.2**	103.47	**103.5**	103.07	**103.1**

TestAmerica North Canton

Metals Data Reporting Form

Contract Required Detection Limit Standard

Instrument: ICPMS **Units:** ug/L

Chart Number: I80616A.csv **Acceptable Range:** 50% - 150%

Standard Source: _____ **Standard ID:** _____

Element	WL/ Mass	True Conc	CRI 06/16/09 8:45 AM Found	% Rec	Found	% Rec	Found	% Rec	Found	% Rec	Found	% Rec
Antimony	121	2.0	1.93	**96.5**								
Arsenic	75	2.0	1.90	**95.0**								
Barium	137	1.0	0.94	**94.2**								
Beryllium	9	1.0	0.95	**95.4**								
Cadmium	111	0.5	0.51	**102.7**								
Chromium	52	2.0	1.83	**91.6**								
Cobalt	59	1.0	1.01	**101.5**								
Copper	65	2.0	2.11	**105.4**								
Iron	56	20.0	23.82	**119.1**								
Lead	208	1.0	0.93	**92.7**								
Manganese	55	1.0	1.02	**102.4**								
Molybdenu	95	10.0	9.93	**99.3**								
Nickel	60	2.0	2.18	**109.2**								
Selenium	78	2.0	2.02	**101.0**								
Silver	107	0.5	0.56	**112.9**								
Thallium	205	1.0	0.97	**97.4**								
Vanadium	51	5.0	4.90	**98.1**								
Zinc	66	10.0	10.34	**103.4**								

TestAmerica North Canton

Metals Data Reporting Form

Initial Calibration Blank Results

Instrument: ICPMS **Units:** ug/L

Chart Number: I80616A.csv

Standard Source: _____ **Standard ID:** _____

Element	WL/ Mass	Report Limit	ICB 06/16/09 8:42 AM Found	Q	Found	Q	Found	Q	Found	Q	Found	Q
Antimony	121	2	0.055	U								
Arsenic	75	5	0.21	U								
Barium	137	1	0.052	U								
Beryllium	9	1	0.037	U								
Cadmium	111	1	0.027	U								
Chromium	52	2	**-0.14**	**B**								
Cobalt	59	1	0.033	U								
Copper	65	2	0.064	U								
Iron	56	100	11	U								
Lead	208	1	0.034	U								
Manganese	55	15	0.14	U								
Molybdenum	95	2	0.2	U								
Nickel	60	1	0.1	U								
Selenium	78	5	0.14	U								
Silver	107	1	0.033	U								
Thallium	205	1	**0.13**	**B**								
Vanadium	51	5	0.6	U								
Zinc	66	10	0.85	U								

U Result is less than the IDL

B Result is between IDL and RL

TestAmerica North Canton

Metals Data Reporting Form

Continuing Calibration Blank Results

Instrument: ICPMS **Units:** ug/L

Chart Number: I80616A.csv

Standard Source: _____ **Standard ID:** _____

Element	WL/ Mass	Report Limit	CCB 06/16/09 9:07 AM Found	Q	CCB 1 06/16/09 9:55 AM Found	Q	CCB 06/16/09 10:47 AM Found	Q	CCB 06/16/09 11:33 AM Found	Q	CCB 3 06/16/09 12:15 PM Found	Q
Antimony	121	2	0.055	U	**-0.056**	**B**	**-0.08**	**B**	0.055	U	0.055	U
Arsenic	75	5	0.21	U	0.21	U	0.21	U	0.21	U	0.21	U
Barium	137	1	0.052	U	0.052	U	0.052	U	0.052	U	0.052	U
Beryllium	9	1	0.037	U	0.037	U	0.037	U	0.037	U	0.037	U
Cadmium	111	1	0.027	U	0.027	U	0.027	U	**0.029**	**B**	**0.032**	**B**
Chromium	52	2	**-0.12**	**B**	**-0.23**	**B**	**-0.27**	**B**	**-0.32**	**B**	**-0.28**	**B**
Cobalt	59	1	0.033	U	0.033	U	0.033	U	0.033	U	**0.039**	**B**
Copper	65	2	0.064	U	0.064	U	0.064	U	0.064	U	0.064	U
Iron	56	100	11	U	11	U	11	U	**11.9**	**B**	**14**	**B**
Lead	208	1	0.034	U	0.034	U	0.034	U	**0.051**	**B**	**0.055**	**B**
Manganese	55	15	0.14	U	0.14	U	0.14	U	**0.2**	**B**	**0.26**	**B**
Molybdenum	95	2	**0.34**	**B**	0.2	U	0.2	U	0.2	U	0.2	U
Nickel	60	1	0.1	U	0.1	U	0.1	U	0.1	U	0.1	U
Selenium	78	5	0.14	U	0.14	U	0.14	U	0.14	U	0.14	U
Silver	107	1	0.033	U	0.033	U	0.033	U	0.033	U	**0.039**	**B**
Thallium	205	1	**0.13**	**B**	0.12	U	0.12	U	0.12	U	**0.14**	**B**
Vanadium	51	5	0.6	U	0.6	U	0.6	U	0.6	U	0.6	U
Zinc	66	10	0.85	U	0.85	U	0.85	U	0.85	U	0.85	U

U Result is less than the IDL

B Result is between IDL and RL

Form 3 Equivalent

TestAmerica North Canton

Metals Data Reporting Form

Initial Calibration Verification Standard

Instrument: ICPMS **Units:** ug/L

Chart Number: I80622B.csv **Acceptable Range:** 90% - 110%

Standard Source: _____ **Standard ID:** _____

Element	WL/ Mass	True Conc	ICV 06/22/09 1:06 PM Found	% Rec	Found	% Rec	Found	% Rec	Found	% Rec	Found	% Rec
Antimony	121	80.0	82.62	**103.3**								
Arsenic	75	80.0	79.20	**99.0**								
Barium	137	80.0	77.78	**97.2**								
Beryllium	9	80.0	79.79	**99.7**								
Cadmium	111	80.0	81.53	**101.9**								
Chromium	52	80.0	80.93	**101.2**								
Cobalt	59	80.0	80.90	**101.1**								
Copper	65	80.0	82.75	**103.4**								
Iron	56	20000.0	20023.33	**100.1**								
Lead	208	80.0	76.62	**95.8**								
Manganese	55	400.0	405.83	**101.5**								
Molybdenum	95	80.0	85.25	**106.6**								
Nickel	60	80.0	82.78	**103.5**								
Selenium	78	80.0	81.01	**101.3**								
Silver	107	80.0	83.98	**105.0**								
Thallium	205	80.0	77.53	**96.9**								
Vanadium	51	80.0	79.77	**99.7**								
Zinc	66	80.0	82.14	**102.7**								

TestAmerica North Canton

Metals Data Reporting Form

Continuing Calibration Verification

Instrument: ICPMS **Units:** ug/L

Chart Number: I80622B.csv **Acceptable Range:** 90% - 110%

Standard Source: _____ **Standard ID:** _____

Element	WL/ Mass	True Conc	CCV 06/22/09 1:29 PM Found	% Rec	CCV 06/22/09 2:16 PM Found	% Rec	CCV 06/22/09 3:07 PM Found	% Rec	CCV 06/22/09 3:57 PM Found	% Rec	CCV 06/22/09 4:46 PM Found	% Rec
Antimony	121	100.0	101.97	**102.0**	102.43	**102.4**	100.73	**100.7**	103.07	**103.1**	103.17	**103.2**
Arsenic	75	100.0	100.43	**100.4**	99.63	**99.6**	99.88	**99.9**	99.69	**99.7**	99.78	**99.8**
Barium	137	100.0	98.06	**98.1**	99.30	**99.3**	97.84	**97.8**	99.98	**100.0**	99.27	**99.3**
Beryllium	9	100.0	97.42	**97.4**	97.03	**97.0**	99.52	**99.5**	97.85	**97.8**	99.15	**99.1**
Cadmium	111	100.0	101.73	**101.7**	104.30	**104.3**	101.50	**101.5**	103.47	**103.5**	102.30	**102.3**
Chromium	52	100.0	101.63	**101.6**	99.44	**99.4**	100.21	**100.2**	100.23	**100.2**	100.14	**100.1**
Cobalt	59	100.0	101.36	**101.4**	101.17	**101.2**	100.28	**100.3**	101.23	**101.2**	100.47	**100.5**
Copper	65	100.0	103.53	**103.5**	104.00	**104.0**	101.21	**101.2**	102.43	**102.4**	101.80	**101.8**
Iron	56	25000.0	25456.67	**101.8**	25533.33	**102.1**	25536.67	**102.1**	25636.67	**102.5**	25570.00	**102.3**
Lead	208	100.0	97.31	**97.3**	98.98	**99.0**	96.04	**96.0**	98.30	**98.3**	97.77	**97.8**
Manganese	55	500.0	506.93	**101.4**	503.30	**100.7**	498.03	**99.6**	501.03	**100.2**	502.87	**100.6**
Molybdenum	95	100.0	108.60	**108.6**	107.37	**107.4**	105.80	**105.8**	106.97	**107.0**	105.83	**105.8**
Nickel	60	100.0	102.12	**102.1**	101.53	**101.5**	101.57	**101.6**	102.17	**102.2**	101.53	**101.5**
Selenium	78	100.0	101.35	**101.3**	102.73	**102.7**	101.80	**101.8**	101.86	**101.9**	102.43	**102.4**
Silver	107	100.0	103.23	**103.2**	104.80	**104.8**	101.78	**101.8**	103.93	**103.9**	103.10	**103.1**
Thallium	205	100.0	97.17	**97.2**	97.39	**97.4**	97.03	**97.0**	97.19	**97.2**	95.85	**95.9**
Vanadium	51	100.0	100.90	**100.9**	99.46	**99.5**	99.44	**99.4**	99.24	**99.2**	98.40	**98.4**
Zinc	66	100.0	102.10	**102.1**	105.23	**105.2**	102.60	**102.6**	103.97	**104.0**	103.80	**103.8**

TestAmerica North Canton

Metals Data Reporting Form

Continuing Calibration Verification

Instrument: ICPMS **Units:** ug/L

Chart Number: I80622B.csv **Acceptable Range:** 90% - 110%

Standard Source: _____ **Standard ID:** _____

Element	WL/ Mass	True Conc	CCV 6 06/22/09 5:11 PM Found	% Rec	CCV 7 06/22/09 5:59 PM Found	% Rec	Found	% Rec	Found	% Rec	Found	% Rec
Antimony	121	100.0	101.57	**101.6**	102.60	**102.6**						
Arsenic	75	100.0	98.77	**98.8**	98.43	**98.4**						
Barium	137	100.0	98.09	**98.1**	100.02	**100.0**						
Beryllium	9	100.0	98.97	**99.0**	100.37	**100.4**						
Cadmium	111	100.0	101.43	**101.4**	103.47	**103.5**						
Chromium	52	100.0	101.63	**101.6**	100.71	**100.7**						
Cobalt	59	100.0	101.37	**101.4**	101.53	**101.5**						
Copper	65	100.0	103.20	**103.2**	103.63	**103.6**						
Iron	56	25000.0	25853.33	**103.4**	26046.67	**104.2**						
Lead	208	100.0	96.23	**96.2**	98.20	**98.2**						
Manganese	55	500.0	508.40	**101.7**	508.63	**101.7**						
Molybdenum	95	100.0	107.77	**107.8**	108.20	**108.2**						
Nickel	60	100.0	103.03	**103.0**	103.57	**103.6**						
Selenium	78	100.0	99.15	**99.2**	99.17	**99.2**						
Silver	107	100.0	102.67	**102.7**	104.47	**104.5**						
Thallium	205	100.0	96.88	**96.9**	97.23	**97.2**						
Vanadium	51	100.0	99.69	**99.7**	99.82	**99.8**						
Zinc	66	100.0	103.00	**103.0**	105.63	**105.6**						

TestAmerica North Canton

Metals Data Reporting Form

Contract Required Detection Limit Standard

Instrument: ICPMS **Units:** ug/L

Chart Number: I80622B.csv **Acceptable Range:** 50% - 150%

Standard Source: _____ **Standard ID:** _____

Element	WL/ Mass	True Conc	CRI 06/22/09 1:14 PM Found	% Rec	Found	% Rec	Found	% Rec	Found	% Rec	Found	% Rec
Antimony	121	2.0	2.04	**101.8**								
Arsenic	75	2.0	1.88	**94.1**								
Barium	137	1.0	0.87	**87.4**								
Beryllium	9	1.0	1.04	**104.5**								
Cadmium	111	0.5	0.51	**101.1**								
Chromium	52	2.0	2.10	**104.9**								
Cobalt	59	1.0	0.99	**99.3**								
Copper	65	2.0	2.07	**103.6**								
Iron	56	20.0	51.02	**255.1**								
Lead	208	1.0	0.92	**92.5**								
Manganese	55	1.0	0.98	**98.0**								
Molybdenu	95	10.0	9.84	**98.4**								
Nickel	60	2.0	2.17	**108.5**								
Selenium	78	2.0	2.02	**101.1**								
Silver	107	0.5	0.56	**112.0**								
Thallium	205	1.0	0.95	**95.3**								
Vanadium	51	5.0	4.38	**87.6**								
Zinc	66	10.0	10.89	**108.9**								

TestAmerica North Canton

Metals Data Reporting Form

Initial Calibration Blank Results

Instrument: ICPMS **Units:** ug/L

Chart Number: I80622B.csv

Standard Source: _____ **Standard ID:** _____

Element	WL/ Mass	Report Limit	ICB 06/22/09 1:11 PM Found	Q	Found	Q	Found	Q	Found	Q	Found	Q
Antimony	121	2	0.055	U								
Arsenic	75	5	0.21	U								
Barium	137	1	0.052	U								
Beryllium	9	1	0.037	U								
Cadmium	111	1	0.027	U								
Chromium	52	2	0.066	U								
Cobalt	59	1	0.033	U								
Copper	65	2	0.064	U								
Iron	56	100	11	U								
Lead	208	1	0.034	U								
Manganese	55	15	0.14	U								
Molybdenum	95	2	0.24	B								
Nickel	60	1	0.1	U								
Selenium	78	5	0.14	U								
Silver	107	1	0.033	U								
Thallium	205	1	0.2	B								
Vanadium	51	5	0.6	U								
Zinc	66	10	0.85	U								

U Result is less than the IDL

B Result is between IDL and RL

Form 3 Equivalent

TestAmerica North Canton

Metals Data Reporting Form

Continuing Calibration Blank Results

Instrument: ICPMS **Units:** ug/L

Chart Number: I80622B.csv

Standard Source: _____ **Standard ID:** _____

Element	WL/ Mass	Report Limit	CCB 06/22/09 1:34 PM Found	Q	CCB 06/22/09 2:21 PM Found	Q	CCB 06/22/09 3:12 PM Found	Q	CCB 06/22/09 4:02 PM Found	Q	CCB 06/22/09 4:50 PM Found	Q
Antimony	121	2	0.055	U	**0.09**	**B**	**0.076**	**B**	**0.17**	**B**	**0.09**	**B**
Arsenic	75	5	0.21	U	0.21	U	0.21	U	0.21	U	0.21	U
Barium	137	1	0.052	U	0.052	U	0.052	U	0.052	U	**0.059**	**B**
Beryllium	9	1	0.037	U	0.037	U	0.037	U	**0.04**	**B**	**0.04**	**B**
Cadmium	111	1	0.027	U	0.027	U	**0.034**	**B**	**0.056**	**B**	**0.074**	**B**
Chromium	52	2	0.066	U	0.066	U	0.066	U	0.066	U	**-0.1**	**B**
Cobalt	59	1	0.033	U	0.033	U	0.033	U	**0.04**	**B**	**0.051**	**B**
Copper	65	2	0.064	U	0.064	U	**0.074**	**B**	0.064	U	**0.076**	**B**
Iron	56	100	11	U	11	U	11	U	**11.8**	**B**	**17.5**	**B**
Lead	208	1	0.034	U	0.034	U	0.034	U	**0.036**	**B**	**0.088**	**B**
Manganese	55	15	0.14	U	0.14	U	0.14	U	**0.21**	**B**	**0.31**	**B**
Molybdenum	95	2	**0.95**	**B**	**0.31**	**B**	**0.23**	**B**	**0.32**	**B**	**0.24**	**B**
Nickel	60	1	0.1	U	0.1	U	**0.1**	**B**	**0.16**	**B**	**0.12**	**B**
Selenium	78	5	0.14	U	0.14	U	0.14	U	0.14	U	0.14	U
Silver	107	1	0.033	U	0.033	U	0.033	U	**0.041**	**B**	**0.048**	**B**
Thallium	205	1	**0.23**	**B**	**0.28**	**B**	**0.24**	**B**	**0.19**	**B**	**0.18**	**B**
Vanadium	51	5	**-0.73**	**B**	0.6	U	0.6	U	0.6	U	**-0.7**	**B**
Zinc	66	10	0.85	U	0.85	U	0.85	U	0.85	U	0.85	U

U Result is less than the IDL

B Result is between IDL and RL

TestAmerica North Canton

Metals Data Reporting Form

Continuing Calibration Blank Results

Instrument: ICPMS **Units:** ug/L

Chart Number: I80622B.csv

Standard Source: _____ **Standard ID:** _____

Element	WL/ Mass	Report Limit	CCB 6 06/22/09 5:15 PM Found	Q	CCB 7 06/22/09 6:04 PM Found	Q	Found	Q	Found	Q	Found	Q
Antimony	121	2	**0.15**	**B**	**0.19**	**B**						
Arsenic	75	5	0.21	U	0.21	U						
Barium	137	1	**0.067**	**B**	**0.12**	**B**						
Beryllium	9	1	**0.042**	**B**	**0.073**	**B**						
Cadmium	111	1	**0.068**	**B**	**0.077**	**B**						
Chromium	52	2	**-0.09**	**B**	0.066	U						
Cobalt	59	1	**0.06**	**B**	**0.094**	**B**						
Copper	65	2	**0.096**	**B**	**0.086**	**B**						
Iron	56	100	**22.6**	**B**	**37.5**	**B**						
Lead	208	1	**0.1**	**B**	**0.14**	**B**						
Manganese	55	15	**0.43**	**B**	**0.61**	**B**						
Molybdenum	95	2	**0.76**	**B**	**0.32**	**B**						
Nickel	60	1	**0.14**	**B**	**0.25**	**B**						
Selenium	78	5	0.14	U	0.14	U						
Silver	107	1	**0.066**	**B**	**0.07**	**B**						
Thallium	205	1	**0.2**	**B**	**0.2**	**B**						
Vanadium	51	5	0.6	U	0.6	U						
Zinc	66	10	0.85	U	0.85	U						

U Result is less than the IDL

B Result is between IDL and RL

TestAmerica North Canton

Metals Data Reporting Form

Initial Calibration Verification Standard

Instrument: ICPMS **Units:** ug/L

Chart Number: I80623A.csv **Acceptable Range:** 90% - 110%

Standard Source: _____ **Standard ID:** _____

Element	WL/ Mass	True Conc	ICV 06/23/09 9:54 AM Found	% Rec	Found	% Rec	Found	% Rec	Found	% Rec	Found	% Rec
Antimony	121	80.0	82.77	**103.5**								
Barium	137	80.0	77.63	**97.0**								
Lead	208	80.0	78.01	**97.5**								
Thallium	205	80.0	77.58	**97.0**								

TestAmerica North Canton

Metals Data Reporting Form

Continuing Calibration Verification

Instrument: ICPMS **Units:** ug/L

Chart Number: I80623A.csv **Acceptable Range:** 90% - 110%

Standard Source: _____ **Standard ID:** _____

Element	WL/ Mass	True Conc	CCV 06/23/09 10:19 AM Found	% Rec	CCV 06/23/09 12:56 PM Found	% Rec	CCV 06/23/09 1:45 PM Found	% Rec	CCV 2 06/23/09 2:19 PM Found	% Rec	Found	% Rec
Antimony	121	100.0	103.90	**103.9**	105.83	**105.8**	105.10	**105.1**	106.00	**106.0**		
Barium	137	100.0	100.27	**100.3**	101.13	**101.1**	102.13	**102.1**	101.67	**101.7**		
Lead	208	100.0	100.90	**100.9**	103.30	**103.3**	102.80	**102.8**	102.63	**102.6**		
Thallium	205	100.0	97.81	**97.8**	98.61	**98.6**	97.94	**97.9**	98.24	**98.2**		

TestAmerica North Canton

Metals Data Reporting Form

Contract Required Detection Limit Standard

Instrument: ICPMS **Units:** ug/L

Chart Number: I80623A.csv **Acceptable Range:** 50% - 150%

Standard Source: _____ **Standard ID:** _____

Element	WL/ Mass	True Conc	CRI 06/23/09 10:01 AM Found	% Rec	Found	% Rec	Found	% Rec	Found	% Rec	Found	% Rec
Antimony	121	2.0	2.06	**102.9**								
Barium	137	1.0	0.92	**91.6**								
Lead	208	1.0	0.96	**95.9**								
Thallium	205	1.0	1.00	**99.9**								

TestAmerica North Canton

Metals Data Reporting Form

Initial Calibration Blank Results

Instrument: ICPMS **Units:** ug/L

Chart Number: I80623A.csv

Standard Source: _____ **Standard ID:** _____

Element	WL/ Mass	Report Limit	ICB 06/23/09 9:58 AM Found	Q	Found	Q	Found	Q	Found	Q	Found	Q
Antimony	121	2	0.055	U								
Barium	137	1	0.052	U								
Lead	208	1	0.034	U								
Thallium	205	1	**0.23**	**B**								

U Result is less than the IDL

B Result is between IDL and RL

Form 3 Equivalent

TestAmerica North Canton

Metals Data Reporting Form

Continuing Calibration Blank Results

Instrument: ICPMS **Units:** ug/L

Chart Number: I80623A.csv

Standard Source: _____ **Standard ID:** _____

Element	WL/ Mass	Report Limit	CCB 06/23/09 10:24 AM Found	Q	CCB 06/23/09 1:01 PM Found	Q	CCB 06/23/09 1:49 PM Found	Q	CCB 2 06/23/09 2:24 PM Found	Q	Found	Q
Antimony	121	2	**0.085**	**B**	**0.1**	**B**	**0.11**	**B**	**0.13**	**B**		
Barium	137	1	0.052	U	0.052	U	0.052	U	**0.066**	**B**		
Lead	208	1	0.034	U	**0.059**	**B**	**0.061**	**B**	**0.26**	**B**		
Thallium	205	1	**0.23**	**B**	**0.26**	**B**	**0.26**	**B**	**0.23**	**B**		

U Result is less than the IDL

B Result is between IDL and RL

TestAmerica North Canton

Metals Data Reporting Form

Initial Calibration Verification Standard

Instrument: CVAA **Units:** ug/L

Chart Number: hg10616a.prn **Acceptable Range:** 90% - 110%

Standard Source: Ultra **Standard ID:**

Element	WL/ Mass	True Conc	Ck5ICV 06/16/09 8:46 AM Found	% Rec	Found	% Rec	Found	% Rec	Found	% Rec	Found	% Rec
Mercury	253.7	2.5	2.64	**105.6**								

TestAmerica North Canton

Metals Data Reporting Form

Continuing Calibration Verification

Instrument: CVAA **Units:** ug/L

Chart Number: hg10616a.prn **Acceptable Range:** 80% - 120%

Standard Source: Ultra **Standard ID:**

Element	WL/ Mass	True Conc	Ck2CCV 06/16/09 8:49 AM Found	% Rec	Ck2CCV 06/16/09 9:04 AM Found	% Rec	Ck2CCV 06/16/09 9:10 AM Found	% Rec	Ck2CCV 06/16/09 3:01 PM Found	% Rec	Ck2CCV 06/16/09 3:15 PM Found	% Rec
Mercury	253.7	5.0	5.09	**101.7**	5.07	**101.4**	5.06	**101.1**	5.03	**100.6**	5.02	**100.5**

TestAmerica North Canton

Metals Data Reporting Form

Continuing Calibration Verification

Instrument: CVAA **Units:** ug/L

Chart Number: hg10616a.prn **Acceptable Range:** 80% - 120%

Standard Source: Ultra **Standard ID:**

Element	WL/ Mass	True Conc	Ck2CCV 06/16/09 3:41 PM Found	% Rec	Ck2CCV 06/16/09 4:08 PM Found	% Rec	Ck2CCV 06/16/09 4:23 PM Found	% Rec	Ck2CCV 06/16/09 4:37 PM Found	% Rec	Ck2CCV 06/16/09 4:58 PM Found	% Rec
Mercury	253.7	5.0	5.11	**102.1**	5.15	**103.0**	5.15	**102.9**	5.12	**102.4**	5.14	**102.8**

TestAmerica North Canton

Metals Data Reporting Form

Contract Required Detection Limit Standard

Instrument: CVAA **Units:** ug/L

Chart Number: hg10616a.prn **Acceptable Range:** 50% - 150%

Standard Source: Ultra **Standard ID:**

Element	WL/ Mass	True Conc	Ck3CRA\MRL 06/16/09 8:48 AM Found	% Rec	Found	% Rec	Found	% Rec	Found	% Rec	Found	% Rec
Mercury	253.7	0.2	0.20	**100.6**								

TestAmerica North Canton

Metals Data Reporting Form

Initial Calibration Blank Results

Instrument: CVAA **Units:** ug/L

Chart Number: hg10616a.prn

Standard Source: _____ **Standard ID:** _____

Element	WL/ Mass	Report Limit	Ck4ICB 06/16/09 8:47 AM Found	Q	Found	Q	Found	Q	Found	Q	Found	Q
Mercury	253.7	0.6	0.1	U								

5.21.0

U Result is less than the IDL

B Result is between IDL and RL

Form 3 Equivalent

TestAmerica North Canton

Metals Data Reporting Form

Continuing Calibration Blank Results

Instrument: CVAA **Units:** ug/L

Chart Number: hg10616a.prn

Standard Source: _____ **Standard ID:** _____

Element	WL/ Mass	Report Limit	Ck1CCB 06/16/09 8:51 AM Found	Q	Ck1CCB 06/16/09 9:05 AM Found	Q	Ck1CCB 06/16/09 9:12 AM Found	Q	Ck1CCB 06/16/09 3:02 PM Found	Q	Ck1CCB 06/16/09 3:17 PM Found	Q
Mercury	253.7	0.6	0.1	U	0.1	U	0.1	U	0.1	U	0.1	U

U Result is less than the IDL

B Result is between IDL and RL

Form 3 Equivalent

TestAmerica North Canton

Metals Data Reporting Form

Continuing Calibration Blank Results

Instrument: CVAA **Units:** ug/L

Chart Number: hg10616a.prn

Standard Source: _____ **Standard ID:** _____

Element	WL/ Mass	Report Limit	CklCCB 06/16/09 3:43 PM		CklCCB 06/16/09 4:09 PM		CklCCB 06/16/09 4:24 PM		CklCCB 06/16/09 4:39 PM		CklCCB 06/16/09 4:59 PM	
			Found	Q	Found	Q	Found	Q	Found	Q	Found	Q
Mercury	253.7	0.6	0.1	U	0.1	U	0.1	U	0.1	U	0.1	U

U Result is less than the IDL

B Result is between IDL and RL

TestAmerica North Canton

Metals Data Reporting Form

Initial Calibration Verification Standard

Instrument: CVAA **Units:** ug/L

Chart Number: hg10619c.prn **Acceptable Range:** 90% - 110%

Standard Source: Ultra **Standard ID:**

Element	WL/ Mass	True Conc	Ck5ICV 06/19/09 12:08 PM Found	% Rec	Found	% Rec	Found	% Rec	Found	% Rec	Found	% Rec
Mercury	253.7	2.5	2.48	99.2								

TestAmerica North Canton

Metals Data Reporting Form

Continuing Calibration Verification

Instrument: CVAA **Units:** ug/L

Chart Number: hg10619c.prn **Acceptable Range:** 80% - 120%

Standard Source: Ultra **Standard ID:**

Element	WL/ Mass	True Conc	Ck2CCV 06/19/09 12:11 PM Found	% Rec	Ck2CCV 06/19/09 12:25 PM Found	% Rec	Ck2CCV 06/19/09 12:39 PM Found	% Rec	Found	% Rec	Found	% Rec
Mercury	253.7	5.0	5.19	**103.7**	4.93	**98.5**	5.04	**100.8**				

TestAmerica North Canton

Metals Data Reporting Form

Contract Required Detection Limit Standard

Instrument: CVAA **Units:** ug/L

Chart Number: hg10619c.prn **Acceptable Range:** 50% - 150%

Standard Source: Ultra **Standard ID:**

Element	WL/ Mass	True Conc	Ck3CRA\MRL 06/19/09 12:10 PM Found	% Rec	Found	% Rec	Found	% Rec	Found	% Rec	Found	% Rec
Mercury	253.7	0.2	0.24	**117.6**								

TestAmerica North Canton

Metals Data Reporting Form

Initial Calibration Blank Results

Instrument: CVAA **Units:** ug/L

Chart Number: hg10619c.prn

Standard Source: _____ **Standard ID:** _____

Element	WL/ Mass	Report Limit	Ck4ICB 06/19/09 12:09 PM Found	Q	Found	Q	Found	Q	Found	Q	Found	Q
Mercury	253.7	0.6	0.1	U								

U Result is less than the IDL

B Result is between IDL and RL

Form 3 Equivalent

TestAmerica North Canton

Metals Data Reporting Form

Continuing Calibration Blank Results

Instrument: CVAA **Units:** ug/L

Chart Number: hg10619c.prn

Standard Source: **Standard ID:**

Element	WL/ Mass	Report Limit	Ck1CCB 06/19/09 12:12 PM Found	Q	Ck1CCB 06/19/09 12:26 PM Found	Q	Ck1CCB 06/19/09 12:41 PM Found	Q	Found	Q	Found	Q
Mercury	253.7	0.6	0.1	U	0.1	U	0.1	U				

U Result is less than the IDL

B Result is between IDL and RL

Form 3 Equivalent

METHOD BLANK REPORT

TOTAL Metals

Client Lot #...: 9F11135 **Matrix.....:** SOLID

PARAMETER	RESULT	REPORTING LIMIT	UNITS	METHOD	PREPARATION-ANALYSIS DATE	WORK ORDER #
MB Lot-Sample #: A9F120000-022 **Prep Batch #...:** 9163022						
Antimony	ND	0.20	mg/kg	SW846 6020	06/12-06/16/09	LERG61AA
		Dilution Factor: 1				
		Analysis Time..: 09:58	Analyst ID.....: 002260		Instrument ID..: I8	
Arsenic	**0.041 B**	**0.50**	**mg/kg**	**SW846 6020**	**06/12-06/16/09**	**LERG61AC**
		Dilution Factor: 1				
		Analysis Time..: 09:58	Analyst ID.....: 002260		Instrument ID..: I8	
Barium	**0.066 B**	**0.10**	**mg/kg**	**SW846 6020**	**06/12-06/16/09**	**LERG61AD**
		Dilution Factor: 1				
		Analysis Time..: 09:58	Analyst ID.....: 002260		Instrument ID..: I8	
Beryllium	ND	0.10	mg/kg	SW846 6020	06/12-06/16/09	LERG61AE
		Dilution Factor: 1				
		Analysis Time..: 09:58	Analyst ID.....: 002260		Instrument ID..: I8	
Cadmium	ND	0.10	mg/kg	SW846 6020	06/12-06/16/09	LERG61AF
		Dilution Factor: 1				
		Analysis Time..: 09:58	Analyst ID.....: 002260		Instrument ID..: I8	
Chromium	**0.034 B**	**0.20**	**mg/kg**	**SW846 6020**	**06/12-06/16/09**	**LERG61AV**
		Dilution Factor: 1				
		Analysis Time..: 09:58	Analyst ID.....: 002260		Instrument ID..: I8	
Cobalt	ND	0.10	mg/kg	SW846 6020	06/12-06/16/09	LERG61AG
		Dilution Factor: 1				
		Analysis Time..: 09:58	Analyst ID.....: 002260		Instrument ID..: I8	
Copper	**0.068 B**	**0.20**	**mg/kg**	**SW846 6020**	**06/12-06/16/09**	**LERG61AH**
		Dilution Factor: 1				
		Analysis Time..: 09:58	Analyst ID.....: 002260		Instrument ID..: I8	
Iron	**3.8 B**	**10.0**	**mg/kg**	**SW846 6020**	**06/12-06/16/09**	**LERG61AJ**
		Dilution Factor: 1				
		Analysis Time..: 09:58	Analyst ID.....: 002260		Instrument ID..: I8	
Lead	**0.023 B**	**0.10**	**mg/kg**	**SW846 6020**	**06/12-06/16/09**	**LERG61AK**
		Dilution Factor: 1				
		Analysis Time..: 09:58	Analyst ID.....: 002260		Instrument ID..: I8	
Manganese	**0.066 B**	**1.5**	**mg/kg**	**SW846 6020**	**06/12-06/16/09**	**LERG61AL**
		Dilution Factor: 1				
		Analysis Time..: 09:58	Analyst ID.....: 002260		Instrument ID..: I8	

(Continued on next page)

METHOD BLANK REPORT

TOTAL Metals

Client Lot #...: 9F11135 **Matrix.....:** SOLID

PARAMETER	RESULT	REPORTING LIMIT	UNITS	METHOD	PREPARATION-ANALYSIS DATE	WORK ORDER #
Mercury	ND	0.10	mg/kg	SW846 7471A	06/12-06/15/09	LERG61AW
		Dilution Factor: 1				
		Analysis Time..: 11:30		Analyst ID.....: 001576	Instrument ID..: H1	
Molybdenum	ND	0.20	mg/kg	SW846 6020	06/12-06/16/09	LERG61AM
		Dilution Factor: 1				
		Analysis Time..: 09:58		Analyst ID.....: 002260	Instrument ID..: I8	
Nickel	ND	0.10	mg/kg	SW846 6020	06/12-06/16/09	LERG61AN
		Dilution Factor: 1				
		Analysis Time..: 09:58		Analyst ID.....: 002260	Instrument ID..: I8	
Selenium	ND	0.50	mg/kg	SW846 6020	06/12-06/16/09	LERG61AP
		Dilution Factor: 1				
		Analysis Time..: 09:58		Analyst ID.....: 002260	Instrument ID..: I8	
Silver	ND	0.10	mg/kg	SW846 6020	06/12-06/16/09	LERG61AQ
		Dilution Factor: 1				
		Analysis Time..: 09:58		Analyst ID.....: 002260	Instrument ID..: I8	
Thallium	ND	0.10	mg/kg	SW846 6020	06/12-06/16/09	LERG61AR
		Dilution Factor: 1				
		Analysis Time..: 09:58		Analyst ID.....: 002260	Instrument ID..: I8	
Vanadium	ND	0.50	mg/kg	SW846 6020	06/12-06/16/09	LERG61AT
		Dilution Factor: 1				
		Analysis Time..: 09:58		Analyst ID.....: 002260	Instrument ID..: I8	
Zinc	**0.26 B**	**1.0**	**mg/kg**	**SW846 6020**	**06/12-06/16/09**	**LERG61AU**
		Dilution Factor: 1				
		Analysis Time..: 09:58		Analyst ID.....: 002260	Instrument ID..: I8	

MB Lot-Sample #: A9F160000-027 **Prep Batch #...:** 9167027

Antimony	ND	0.20	mg/kg	SW846 6020	06/16-06/22/09	LE00G1AA
		Dilution Factor: 1				
		Analysis Time..: 15:01		Analyst ID.....: 002260	Instrument ID..: I8	
Arsenic	ND	0.50	mg/kg	SW846 6020	06/16-06/22/09	LE00G1AC
		Dilution Factor: 1				
		Analysis Time..: 15:01		Analyst ID.....: 002260	Instrument ID..: I8	
Barium	**0.13**	**0.10**	**mg/kg**	**SW846 6020**	**06/16-06/22/09**	**LE00G1AD**
		Dilution Factor: 1				
		Analysis Time..: 15:01		Analyst ID.....: 002260	Instrument ID..: I8	

(Continued on next page)

METHOD BLANK REPORT

TOTAL Metals

Client Lot #...: 9F11135

Matrix.....: SOLID

PARAMETER	RESULT	REPORTING LIMIT	UNITS	METHOD	PREPARATION-ANALYSIS DATE	WORK ORDER #
Beryllium	ND	0.10	mg/kg	SW846 6020	06/16-06/22/09	LE00G1AE
		Dilution Factor: 1				
		Analysis Time..: 15:01		Analyst ID.....: 002260	Instrument ID..: I8	
Cadmium	ND	0.10	mg/kg	SW846 6020	06/16-06/22/09	LE00G1AF
		Dilution Factor: 1				
		Analysis Time..: 15:01		Analyst ID.....: 002260	Instrument ID..: I8	
Chromium	**0.076 B**	**0.20**	**mg/kg**	**SW846 6020**	**06/16-06/22/09**	**LE00G1AV**
		Dilution Factor: 1				
		Analysis Time..: 15:01		Analyst ID.....: 002260	Instrument ID..: I8	
Cobalt	ND	0.10	mg/kg	SW846 6020	06/16-06/22/09	LE00G1AG
		Dilution Factor: 1				
		Analysis Time..: 15:01		Analyst ID.....: 002260	Instrument ID..: I8	
Copper	**0.15 B**	**0.20**	**mg/kg**	**SW846 6020**	**06/16-06/22/09**	**LE00G1AH**
		Dilution Factor: 1				
		Analysis Time..: 15:01		Analyst ID.....: 002260	Instrument ID..: I8	
Iron	**3.4 B**	**10.0**	**mg/kg**	**SW846 6020**	**06/16-06/22/09**	**LE00G1AJ**
		Dilution Factor: 1				
		Analysis Time..: 15:01		Analyst ID.....: 002260	Instrument ID..: I8	
Lead	**0.0058 B**	**0.10**	**mg/kg**	**SW846 6020**	**06/16-06/22/09**	**LE00G1AK**
		Dilution Factor: 1				
		Analysis Time..: 15:01		Analyst ID.....: 002260	Instrument ID..: I8	
Manganese	**0.10 B**	**1.5**	**mg/kg**	**SW846 6020**	**06/16-06/22/09**	**LE00G1AL**
		Dilution Factor: 1				
		Analysis Time..: 15:01		Analyst ID.....: 002260	Instrument ID..: I8	
Mercury	ND	0.10	mg/kg	SW846 7471A	06/16/09	LE00G1AW
		Dilution Factor: 1				
		Analysis Time..: 16:06		Analyst ID.....: 001576	Instrument ID..: H1	
Molybdenum	ND	0.20	mg/kg	SW846 6020	06/16-06/22/09	LE00G1AM
		Dilution Factor: 1				
		Analysis Time..: 15:01		Analyst ID.....: 002260	Instrument ID..: I8	
Nickel	**0.040 B**	**0.10**	**mg/kg**	**SW846 6020**	**06/16-06/22/09**	**LE00G1AN**
		Dilution Factor: 1				
		Analysis Time..: 15:01		Analyst ID.....: 002260	Instrument ID..: I8	
Selenium	ND	0.50	mg/kg	SW846 6020	06/16-06/22/09	LE00G1AP
		Dilution Factor: 1				
		Analysis Time..: 15:01		Analyst ID.....: 002260	Instrument ID..: I8	

(Continued on next page)

METHOD BLANK REPORT

TOTAL Metals

Client Lot #...: 9F11135 **Matrix.....:** SOLID

PARAMETER	RESULT	REPORTING LIMIT	UNITS	METHOD	PREPARATION-ANALYSIS DATE	WORK ORDER #
Silver	ND	0.10	mg/kg	SW846 6020	06/16-06/22/09	LE00G1AQ
		Dilution Factor: 1				
		Analysis Time..: 15:01		Analyst ID.....: 002260	Instrument ID..: I8	
Thallium	ND	0.10	mg/kg	SW846 6020	06/16-06/22/09	LE00G1AR
		Dilution Factor: 1				
		Analysis Time..: 15:01		Analyst ID.....: 002260	Instrument ID..: I8	
Vanadium	ND	0.50	mg/kg	SW846 6020	06/16-06/22/09	LE00G1AT
		Dilution Factor: 1				
		Analysis Time..: 15:01		Analyst ID.....: 002260	Instrument ID..: I8	
Zinc	**0.81 B**	**1.0**	**mg/kg**	**SW846 6020**	**06/16-06/22/09**	**LE00G1AU**
		Dilution Factor: 1				
		Analysis Time..: 15:01		Analyst ID.....: 002260	Instrument ID..: I8	

NOTE(S):

Calculations are performed before rounding to avoid round-off errors in calculated results.

B Estimated result. Result is less than RL.

TestAmerica North Canton

Metals Data Reporting Form

Interference Check Standard A

Instrument: ICPMS **Units:** ug/L

Chart Number: I80616A.csv **Acceptable Range:** 0% - 0%

Standard Source: _____ **Standard ID:** _____

Element	WL/ Mass	Reporting Limit	True Conc	ICSA 06/16/09 8:49 AM Found	Found	Found	Found	Found
Antimony	121	2		0.050				
Arsenic	75	5		0.800				
Barium	137	1		0.770				
Beryllium	9	1		0.005				
Cadmium	111	1		-0.300				
Chromium	52	2		0.590				
Cobalt	59	1		0.054				
Copper	65	2		0.160				
Iron	56		50000	52300				
Lead	208	1		0.076				
Manganese	55	15		1				
Molybdenum	95	2	1000	1060				
Nickel	60	1		0.470				
Selenium	78	5		-0.015				
Silver	107	1		0.030				
Thallium	205	1		0.047				
Vanadium	51	5		0.140				
Zinc	66	10		2				

TestAmerica North Canton

Metals Data Reporting Form

Interference Check Standard AB

Instrument: ICPMS **Units:** ug/L

Chart Number: I80616A.csv **Acceptable Range:** 50% - 150%

Standard Source: _____ **Standard ID:** _____

Element	WL/ Mass	True Conc	ICSAB 06/16/09 8:53 AM Found	% Rec	Found	% Rec	Found	% Rec	Found	% Rec	Found	% Rec
Antimony	121	100	100.7	**100.7**								
Arsenic	75	100	95.4	**95.4**								
Barium	137	100	99.3	**99.3**								
Beryllium	9	100	93.9	**93.9**								
Cadmium	111	100	99.6	**99.6**								
Chromium	52	100	102.8	**102.8**								
Cobalt	59	100	99.6	**99.6**								
Copper	65	100	98.3	**98.3**								
Iron	56	50000	51616.7	**103.2**								
Lead	208	100	99.2	**99.2**								
Manganese	55	100	101.8	**101.8**								
Molybdenum	95	1000	1138.7	**113.9**								
Nickel	60	100	101.9	**101.9**								
Selenium	78	100	98.7	**98.7**								
Silver	107	100	101.1	**101.1**								
Thallium	205	100	99.9	**99.9**								
Vanadium	51	100	101.4	**101.4**								
Zinc	66	100	102.0	**102.0**								

TestAmerica North Canton

Metals Data Reporting Form

Interference Check Standard A

Instrument: ICPMS **Units:** ug/L

Chart Number: I80622B.csv **Acceptable Range:** 0% - 0%

Standard Source: _____ **Standard ID:** _____

Element	WL/ Mass	Reporting Limit	True Conc	ICSA 06/22/09 1:18 PM Found	Found	Found	Found	Found
Antimony	121	2		0.096				
Arsenic	75	5		0.630				
Barium	137	1		0.710				
Beryllium	9	1		-0.015				
Cadmium	111	1		-0.230				
Chromium	52	2		0.630				
Cobalt	59	1		0.023				
Copper	65	2		0.120				
Iron	56		50000	52600				
Lead	208	1		0.046				
Manganese	55	15		0.970				
Molybdenum	95	2	1000	1060				
Nickel	60	1		0.420				
Selenium	78	5		0.041				
Silver	107	1		0.015				
Thallium	205	1		0.034				
Vanadium	51	5		-0.280				
Zinc	66	10		2				

TestAmerica North Canton

Metals Data Reporting Form

Interference Check Standard AB

Instrument: ICPMS **Units:** ug/L

Chart Number: I80622B.csv **Acceptable Range:** 50% - 150%

Standard Source: _____ **Standard ID:** _____

Element	WL/ Mass	True Conc	ICSAB 06/22/09 1:21 PM Found	% Rec	Found	% Rec	Found	% Rec	Found	% Rec	Found	% Rec
Antimony	121	100	104.0	**104.0**								
Arsenic	75	100	96.6	**96.6**								
Barium	137	100	100.7	**100.7**								
Beryllium	9	100	97.9	**97.9**								
Cadmium	111	100	101.5	**101.5**								
Chromium	52	100	103.7	**103.7**								
Cobalt	59	100	100.0	**100.0**								
Copper	65	100	99.8	**99.8**								
Iron	56	50000	52396.7	**104.8**								
Lead	208	100	99.8	**99.8**								
Manganese	55	100	106.0	**106.0**								
Molybdenum	95	1000	1167.3	**116.7**								
Nickel	60	100	102.8	**102.8**								
Selenium	78	100	98.7	**98.7**								
Silver	107	100	102.4	**102.4**								
Thallium	205	100	100.3	**100.3**								
Vanadium	51	100	102.9	**102.9**								
Zinc	66	100	102.7	**102.7**								

N Spike recovery failed
NC Percent recovery was not calculated
U Result is less than the IDL

Form 4 Equivalent

TestAmerica North Canton

Metals Data Reporting Form

Interference Check Standard A

Instrument: ICPMS **Units:** ug/L

Chart Number: I80623A.csv **Acceptable Range:** 0% - 0%

Standard Source: **Standard ID:**

Element	WL/ Mass	Reporting Limit	True Conc	ICSA 06/23/09 10:05 AM Found	Found	Found	Found	Found
Antimony	121	2		0.110				
Barium	137	1		0.710				
Lead	208	1		0.041				
Thallium	205	1		0.054				

TestAmerica North Canton

Metals Data Reporting Form

Interference Check Standard AB

Instrument: ICPMS **Units:** ug/L

Chart Number: I80623A.csv **Acceptable Range:** 50% - 150%

Standard Source: _____ **Standard ID:** _____

Element	WL/ Mass	True Conc	ICSAB 06/23/09 10:08 AM Found	% Rec	Found	% Rec	Found	% Rec	Found	% Rec	Found	% Rec
Antimony	121	100	102.1	**102.1**								
Barium	137	100	99.6	**99.6**								
Lead	208	100	101.4	**101.4**								
Thallium	205	100	98.2	**98.2**								

LABORATORY CONTROL SAMPLE EVALUATION REPORT

TOTAL Metals

Client Lot #...: 9F11135 **Matrix.....:** SOLID

PARAMETER	PERCENT RECOVERY	RECOVERY LIMITS	METHOD	PREPARATION-ANALYSIS DATE	WORK ORDER #
LCS Lot-Sample#: A9F120000-022 **Prep Batch #...:** 9163022					
Antimony	91	(68 - 113)	SW846 6020	06/12-06/16/09	LERG61AX
		Dilution Factor: 1	Analysis Time..: 10:05	Analyst ID.....: 002260	
		Instrument ID..: I8			
Arsenic	83	(73 - 110)	SW846 6020	06/12-06/16/09	LERG61A0
		Dilution Factor: 1	Analysis Time..: 10:05	Analyst ID.....: 002260	
		Instrument ID..: I8			
Barium	97	(70 - 110)	SW846 6020	06/12-06/16/09	LERG61A1
		Dilution Factor: 1	Analysis Time..: 10:05	Analyst ID.....: 002260	
		Instrument ID..: I8			
Beryllium	82	(79 - 110)	SW846 6020	06/12-06/16/09	LERG61A2
		Dilution Factor: 1	Analysis Time..: 10:05	Analyst ID.....: 002260	
		Instrument ID..: I8			
Cadmium	91	(74 - 110)	SW846 6020	06/12-06/16/09	LERG61A3
		Dilution Factor: 1	Analysis Time..: 10:05	Analyst ID.....: 002260	
		Instrument ID..: I8			
Cobalt	101	(74 - 110)	SW846 6020	06/12-06/16/09	LERG61A4
		Dilution Factor: 1	Analysis Time..: 10:05	Analyst ID.....: 002260	
		Instrument ID..: I8			
Copper	103	(73 - 110)	SW846 6020	06/12-06/16/09	LERG61A5
		Dilution Factor: 1	Analysis Time..: 10:05	Analyst ID.....: 002260	
		Instrument ID..: I8			
Iron	105	(80 - 120)	SW846 6020	06/12-06/16/09	LERG61A6
		Dilution Factor: 1	Analysis Time..: 10:05	Analyst ID.....: 002260	
		Instrument ID..: I8			
Lead	98	(75 - 110)	SW846 6020	06/12-06/16/09	LERG61A7
		Dilution Factor: 1	Analysis Time..: 10:05	Analyst ID.....: 002260	
		Instrument ID..: I8			
Manganese	100	(80 - 120)	SW846 6020	06/12-06/16/09	LERG61A8
		Dilution Factor: 1	Analysis Time..: 10:05	Analyst ID.....: 002260	
		Instrument ID..: I8			

(Continued on next page)

LABORATORY CONTROL SAMPLE EVALUATION REPORT

TOTAL Metals

Client Lot #...: 9F11135 **Matrix.....:** SOLID

PARAMETER	PERCENT RECOVERY	RECOVERY LIMITS	METHOD	PREPARATION-ANALYSIS DATE	WORK ORDER #
Molybdenum	99	(30 - 140)	SW846 6020	06/12-06/16/09	LERG61A9
		Dilution Factor: 1	Analysis Time..: 10:05	Analyst ID.....: 002260	
		Instrument ID..: I8			
Nickel	104	(75 - 110)	SW846 6020	06/12-06/16/09	LERG61CA
		Dilution Factor: 1	Analysis Time..: 10:05	Analyst ID.....: 002260	
		Instrument ID..: I8			
Selenium	77	(65 - 110)	SW846 6020	06/12-06/16/09	LERG61CC
		Dilution Factor: 1	Analysis Time..: 10:05	Analyst ID.....: 002260	
		Instrument ID..: I8			
Silver	104	(60 - 114)	SW846 6020	06/12-06/16/09	LERG61CD
		Dilution Factor: 1	Analysis Time..: 10:05	Analyst ID.....: 002260	
		Instrument ID..: I8			
Thallium	97	(71 - 110)	SW846 6020	06/12-06/16/09	LERG61CE
		Dilution Factor: 1	Analysis Time..: 10:05	Analyst ID.....: 002260	
		Instrument ID..: I8			
Vanadium	96	(72 - 110)	SW846 6020	06/12-06/16/09	LERG61CF
		Dilution Factor: 1	Analysis Time..: 10:05	Analyst ID.....: 002260	
		Instrument ID..: I8			
Zinc	94	(72 - 113)	SW846 6020	06/12-06/16/09	LERG61CG
		Dilution Factor: 1	Analysis Time..: 10:05	Analyst ID.....: 002260	
		Instrument ID..: I8			
Chromium	100	(70 - 110)	SW846 6020	06/12-06/16/09	LERG61CH
		Dilution Factor: 1	Analysis Time..: 10:05	Analyst ID.....: 002260	
		Instrument ID..: I8			
Mercury	93	(73 - 121)	SW846 7471A	06/12-06/15/09	LERG61CJ
		Dilution Factor: 1	Analysis Time..: 11:31	Analyst ID.....: 001576	
		Instrument ID..: H1			

LCS Lot-Sample#: A9F160000-027 **Prep Batch #...:** 9167027

Antimony	90	(68 - 113)	SW846 6020	06/16-06/22/09	LE00G1AX
		Dilution Factor: 1	Analysis Time..: 15:53	Analyst ID.....: 002260	
		Instrument ID..: I8			
Arsenic	83	(73 - 110)	SW846 6020	06/16-06/22/09	LE00G1A0
		Dilution Factor: 1	Analysis Time..: 15:53	Analyst ID.....: 002260	
		Instrument ID..: I8			

(Continued on next page)

LABORATORY CONTROL SAMPLE EVALUATION REPORT

TOTAL Metals

Client Lot #...: 9F11135 **Matrix.....:** SOLID

PARAMETER	PERCENT RECOVERY	RECOVERY LIMITS	METHOD	PREPARATION-ANALYSIS DATE	WORK ORDER #
Barium	94	(70 - 110)	SW846 6020	06/16-06/22/09	LE00G1A1
		Dilution Factor: 1	Analysis Time..: 15:53	Analyst ID.....: 002260	
		Instrument ID..: I8			
Beryllium	84	(79 - 110)	SW846 6020	06/16-06/22/09	LE00G1A2
		Dilution Factor: 1	Analysis Time..: 15:53	Analyst ID.....: 002260	
		Instrument ID..: I8			
Cadmium	91	(74 - 110)	SW846 6020	06/16-06/22/09	LE00G1A3
		Dilution Factor: 1	Analysis Time..: 15:53	Analyst ID.....: 002260	
		Instrument ID..: I8			
Cobalt	96	(74 - 110)	SW846 6020	06/16-06/22/09	LE00G1A4
		Dilution Factor: 1	Analysis Time..: 15:53	Analyst ID.....: 002260	
		Instrument ID..: I8			
Copper	102	(73 - 110)	SW846 6020	06/16-06/22/09	LE00G1A5
		Dilution Factor: 1	Analysis Time..: 15:53	Analyst ID.....: 002260	
		Instrument ID..: I8			
Iron	103	(80 - 120)	SW846 6020	06/16-06/22/09	LE00G1A6
		Dilution Factor: 1	Analysis Time..: 15:53	Analyst ID.....: 002260	
		Instrument ID..: I8			
Lead	93	(75 - 110)	SW846 6020	06/16-06/22/09	LE00G1A7
		Dilution Factor: 1	Analysis Time..: 15:53	Analyst ID.....: 002260	
		Instrument ID..: I8			
Manganese	101	(80 - 120)	SW846 6020	06/16-06/22/09	LE00G1A8
		Dilution Factor: 1	Analysis Time..: 15:53	Analyst ID.....: 002260	
		Instrument ID..: I8			
Molybdenum	96	(30 - 140)	SW846 6020	06/16-06/22/09	LE00G1A9
		Dilution Factor: 1	Analysis Time..: 15:53	Analyst ID.....: 002260	
		Instrument ID..: I8			
Nickel	100	(75 - 110)	SW846 6020	06/16-06/22/09	LE00G1CA
		Dilution Factor: 1	Analysis Time..: 15:53	Analyst ID.....: 002260	
		Instrument ID..: I8			
Selenium	77	(65 - 110)	SW846 6020	06/16-06/22/09	LE00G1CC
		Dilution Factor: 1	Analysis Time..: 15:53	Analyst ID.....: 002260	
		Instrument ID..: I8			

(Continued on next page)

LABORATORY CONTROL SAMPLE EVALUATION REPORT

TOTAL Metals

Client Lot #...: 9F11135 **Matrix.....:** SOLID

PARAMETER	PERCENT RECOVERY	RECOVERY LIMITS	METHOD	PREPARATION-ANALYSIS DATE	WORK ORDER #
Silver	102	(60 - 114)	SW846 6020	06/16-06/22/09	LE00G1CD
		Dilution Factor: 1	Analysis Time..: 15:53	Analyst ID.....: 002260	
		Instrument ID..: I8			
Thallium	92	(71 - 110)	SW846 6020	06/16-06/22/09	LE00G1CE
		Dilution Factor: 1	Analysis Time..: 15:53	Analyst ID.....: 002260	
		Instrument ID..: I8			
Vanadium	93	(72 - 110)	SW846 6020	06/16-06/22/09	LE00G1CF
		Dilution Factor: 1	Analysis Time..: 15:53	Analyst ID.....: 002260	
		Instrument ID..: I8			
Zinc	92	(72 - 113)	SW846 6020	06/16-06/22/09	LE00G1CG
		Dilution Factor: 1	Analysis Time..: 15:53	Analyst ID.....: 002260	
		Instrument ID..: I8			
Chromium	97	(70 - 110)	SW846 6020	06/16-06/22/09	LE00G1CH
		Dilution Factor: 1	Analysis Time..: 15:53	Analyst ID.....: 002260	
		Instrument ID..: I8			
Mercury	104	(73 - 121)	SW846 7471A	06/16/09	LE00G1CJ
		Dilution Factor: 1	Analysis Time..: 16:07	Analyst ID.....: 001576	
		Instrument ID..: H1			

NOTE(S):

Calculations are performed before rounding to avoid round-off errors in calculated results.

LABORATORY CONTROL SAMPLE DATA REPORT

TOTAL Metals

Client Lot #...: 9F11135 **Matrix.....:** SOLID

PARAMETER	SPIKE AMOUNT	MEASURED AMOUNT	UNITS	PERCNT RECVRY	METHOD	PREPARATION-ANALYSIS DATE	WORK ORDER #
LCS Lot-Sample#: A9F120000-022 **Prep Batch #...:** 9163022							
Antimony	10.0	9.1	mg/kg	91	SW846 6020	06/12-06/16/09	LERG61AX
			Dilution Factor: 1		Analysis Time..: 10:05	Analyst ID.....: 002260	
			Instrument ID..: I8				
Arsenic	10.0	8.3	mg/kg	83	SW846 6020	06/12-06/16/09	LERG61A0
			Dilution Factor: 1		Analysis Time..: 10:05	Analyst ID.....: 002260	
			Instrument ID..: I8				
Barium	10.0	9.7	mg/kg	97	SW846 6020	06/12-06/16/09	LERG61A1
			Dilution Factor: 1		Analysis Time..: 10:05	Analyst ID.....: 002260	
			Instrument ID..: I8				
Beryllium	10.0	8.2	mg/kg	82	SW846 6020	06/12-06/16/09	LERG61A2
			Dilution Factor: 1		Analysis Time..: 10:05	Analyst ID.....: 002260	
			Instrument ID..: I8				
Cadmium	10.0	9.1	mg/kg	91	SW846 6020	06/12-06/16/09	LERG61A3
			Dilution Factor: 1		Analysis Time..: 10:05	Analyst ID.....: 002260	
			Instrument ID..: I8				
Cobalt	10.0	10.1	mg/kg	101	SW846 6020	06/12-06/16/09	LERG61A4
			Dilution Factor: 1		Analysis Time..: 10:05	Analyst ID.....: 002260	
			Instrument ID..: I8				
Copper	10.0	10.3	mg/kg	103	SW846 6020	06/12-06/16/09	LERG61A5
			Dilution Factor: 1		Analysis Time..: 10:05	Analyst ID.....: 002260	
			Instrument ID..: I8				
Iron	1000	1050	mg/kg	105	SW846 6020	06/12-06/16/09	LERG61A6
			Dilution Factor: 1		Analysis Time..: 10:05	Analyst ID.....: 002260	
			Instrument ID..: I8				
Lead	10.0	9.8	mg/kg	98	SW846 6020	06/12-06/16/09	LERG61A7
			Dilution Factor: 1		Analysis Time..: 10:05	Analyst ID.....: 002260	
			Instrument ID..: I8				
Manganese	10.0	10.0	mg/kg	100	SW846 6020	06/12-06/16/09	LERG61A8
			Dilution Factor: 1		Analysis Time..: 10:05	Analyst ID.....: 002260	
			Instrument ID..: I8				

(Continued on next page)

LABORATORY CONTROL SAMPLE DATA REPORT

TOTAL Metals

Client Lot #...: 9F11135 **Matrix.....:** SOLID

PARAMETER	SPIKE AMOUNT	MEASURED AMOUNT	UNITS	PERCNT RECVRY	METHOD	PREPARATION-ANALYSIS DATE	WORK ORDER #
Molybdenum	10.0	9.9	mg/kg	99	SW846 6020	06/12-06/16/09	LERG61A9
			Dilution Factor: 1		Analysis Time..: 10:05	Analyst ID.....: 002260	
			Instrument ID..: I8				
Nickel	10.0	10.4	mg/kg	104	SW846 6020	06/12-06/16/09	LERG61CA
			Dilution Factor: 1		Analysis Time..: 10:05	Analyst ID.....: 002260	
			Instrument ID..: I8				
Selenium	10.0	7.7	mg/kg	77	SW846 6020	06/12-06/16/09	LERG61CC
			Dilution Factor: 1		Analysis Time..: 10:05	Analyst ID.....: 002260	
			Instrument ID..: I8				
Silver	10.0	10.4	mg/kg	104	SW846 6020	06/12-06/16/09	LERG61CD
			Dilution Factor: 1		Analysis Time..: 10:05	Analyst ID.....: 002260	
			Instrument ID..: I8				
Thallium	10.0	9.7	mg/kg	97	SW846 6020	06/12-06/16/09	LERG61CE
			Dilution Factor: 1		Analysis Time..: 10:05	Analyst ID.....: 002260	
			Instrument ID..: I8				
Vanadium	10.0	9.6	mg/kg	96	SW846 6020	06/12-06/16/09	LERG61CF
			Dilution Factor: 1		Analysis Time..: 10:05	Analyst ID.....: 002260	
			Instrument ID..: I8				
Zinc	10.0	9.4	mg/kg	94	SW846 6020	06/12-06/16/09	LERG61CG
			Dilution Factor: 1		Analysis Time..: 10:05	Analyst ID.....: 002260	
			Instrument ID..: I8				
Chromium	10.0	10.0	mg/kg	100	SW846 6020	06/12-06/16/09	LERG61CH
			Dilution Factor: 1		Analysis Time..: 10:05	Analyst ID.....: 002260	
			Instrument ID..: I8				
Mercury	0.83	0.77	mg/kg	93	SW846 7471A	06/12-06/15/09	LERG61CJ
			Dilution Factor: 1		Analysis Time..: 11:31	Analyst ID.....: 001576	
			Instrument ID..: H1				

LCS Lot-Sample#: A9F160000-027 **Prep Batch #...:** 9167027

Antimony	10.0	9.0	mg/kg	90	SW846 6020	06/16-06/22/09	LE00G1AX
			Dilution Factor: 1		Analysis Time..: 15:53	Analyst ID.....: 002260	
			Instrument ID..: I8				
Arsenic	10.0	8.3	mg/kg	83	SW846 6020	06/16-06/22/09	LE00G1A0
			Dilution Factor: 1		Analysis Time..: 15:53	Analyst ID.....: 002260	
			Instrument ID..: I8				

(Continued on next page)

LABORATORY CONTROL SAMPLE DATA REPORT

TOTAL Metals

Client Lot #...: 9F11135 **Matrix.....:** SOLID

PARAMETER	SPIKE AMOUNT	MEASURED AMOUNT	UNITS	PERCNT RECVRY	METHOD	PREPARATION-ANALYSIS DATE	WORK ORDER #
Barium	10.0	9.4	mg/kg	94	SW846 6020	06/16-06/22/09	LE00G1A1
			Dilution Factor: 1		Analysis Time..: 15:53	Analyst ID.....: 002260	
			Instrument ID..: I8				
Beryllium	10.0	8.4	mg/kg	84	SW846 6020	06/16-06/22/09	LE00G1A2
			Dilution Factor: 1		Analysis Time..: 15:53	Analyst ID.....: 002260	
			Instrument ID..: I8				
Cadmium	10.0	9.1	mg/kg	91	SW846 6020	06/16-06/22/09	LE00G1A3
			Dilution Factor: 1		Analysis Time..: 15:53	Analyst ID.....: 002260	
			Instrument ID..: I8				
Cobalt	10.0	9.6	mg/kg	96	SW846 6020	06/16-06/22/09	LE00G1A4
			Dilution Factor: 1		Analysis Time..: 15:53	Analyst ID.....: 002260	
			Instrument ID..: I8				
Copper	10.0	10.2	mg/kg	102	SW846 6020	06/16-06/22/09	LE00G1A5
			Dilution Factor: 1		Analysis Time..: 15:53	Analyst ID.....: 002260	
			Instrument ID..: I8				
Iron	1000	1030	mg/kg	103	SW846 6020	06/16-06/22/09	LE00G1A6
			Dilution Factor: 1		Analysis Time..: 15:53	Analyst ID.....: 002260	
			Instrument ID..: I8				
Lead	10.0	9.3	mg/kg	93	SW846 6020	06/16-06/22/09	LE00G1A7
			Dilution Factor: 1		Analysis Time..: 15:53	Analyst ID.....: 002260	
			Instrument ID..: I8				
Manganese	10.0	10.1	mg/kg	101	SW846 6020	06/16-06/22/09	LE00G1A8
			Dilution Factor: 1		Analysis Time..: 15:53	Analyst ID.....: 002260	
			Instrument ID..: I8				
Molybdenum	10.0	9.6	mg/kg	96	SW846 6020	06/16-06/22/09	LE00G1A9
			Dilution Factor: 1		Analysis Time..: 15:53	Analyst ID.....: 002260	
			Instrument ID..: I8				
Nickel	10.0	10.0	mg/kg	100	SW846 6020	06/16-06/22/09	LE00G1CA
			Dilution Factor: 1		Analysis Time..: 15:53	Analyst ID.....: 002260	
			Instrument ID..: I8				
Selenium	10.0	7.7	mg/kg	77	SW846 6020	06/16-06/22/09	LE00G1CC
			Dilution Factor: 1		Analysis Time..: 15:53	Analyst ID.....: 002260	
			Instrument ID..: I8				

(Continued on next page)

LABORATORY CONTROL SAMPLE DATA REPORT

TOTAL Metals

Client Lot #...: 9F11135 **Matrix.....:** SOLID

PARAMETER	SPIKE AMOUNT	MEASURED AMOUNT	UNITS	PERCNT RECVRY	METHOD	PREPARATION-ANALYSIS DATE	WORK ORDER #
Silver	10.0	10.2	mg/kg	102	SW846 6020	06/16-06/22/09	LE00G1CD
			Dilution Factor: 1		Analysis Time..: 15:53	Analyst ID.....: 002260	
			Instrument ID..: I8				
Thallium	10.0	9.2	mg/kg	92	SW846 6020	06/16-06/22/09	LE00G1CE
			Dilution Factor: 1		Analysis Time..: 15:53	Analyst ID.....: 002260	
			Instrument ID..: I8				
Vanadium	10.0	9.3	mg/kg	93	SW846 6020	06/16-06/22/09	LE00G1CF
			Dilution Factor: 1		Analysis Time..: 15:53	Analyst ID.....: 002260	
			Instrument ID..: I8				
Zinc	10.0	9.2	mg/kg	92	SW846 6020	06/16-06/22/09	LE00G1CG
			Dilution Factor: 1		Analysis Time..: 15:53	Analyst ID.....: 002260	
			Instrument ID..: I8				
Chromium	10.0	9.7	mg/kg	97	SW846 6020	06/16-06/22/09	LE00G1CH
			Dilution Factor: 1		Analysis Time..: 15:53	Analyst ID.....: 002260	
			Instrument ID..: I8				
Mercury	0.83	0.87	mg/kg	104	SW846 7471A	06/16/09	LE00G1CJ
			Dilution Factor: 1		Analysis Time..: 16:07	Analyst ID.....: 001576	
			Instrument ID..: H1				

NOTE(S):

Calculations are performed before rounding to avoid round-off errors in calculated results.

MATRIX SPIKE SAMPLE DATA REPORT

TOTAL Metals

Client Lot #...: 9F11135 **Matrix.....:** SO
Date Sampled...: 06/10/09 10:50 **Date Received..:** 06/11/09

PARAMETER	SAMPLE AMOUNT	SPIKE AMT	MEASURED AMOUNT	UNITS	PERCENT RECOVERY	METHOD	PREPARATION-ANALYSIS DATE	WORK ORDER #
MS Lot-Sample #: A9F110135-001 **Prep Batch #...:** 9163022								
Antimony	3.9	19.8	12.7 N	mg/kg	44	SW846 6020	06/12-06/16/09	LEN871A3
			Dilution Factor: 50			Analysis Time..: 11:36	Instrument ID..: I8	
			Analyst ID.....: 002260					
Arsenic	7.4	19.8	19.8	mg/kg	63	SW846 6020	06/12-06/16/09	LEN871A4
			Dilution Factor: 1			Analysis Time..: 10:59	Instrument ID..: I8	
			Analyst ID.....: 002260					
Barium	159	19.8	103	mg/kg		SW846 6020	06/12-06/16/09	LEN871A5
			Qualifiers: NC,MSB					
			Dilution Factor: 50			Analysis Time..: 11:36	Instrument ID..: I8	
			Analyst ID.....: 002260					
Beryllium	0.93	19.8	17.7	mg/kg	85	SW846 6020	06/12-06/16/09	LEN871A6
			Dilution Factor: 1			Analysis Time..: 10:59	Instrument ID..: I8	
			Analyst ID.....: 002260					
Cadmium	19.3	19.8	27.1 N	mg/kg	39	SW846 6020	06/12-06/16/09	LEN871A7
			Dilution Factor: 1			Analysis Time..: 10:59	Instrument ID..: I8	
			Analyst ID.....: 002260					
Chromium	423	19.8	227	mg/kg		SW846 6020	06/12-06/16/09	LEN871CM
			Qualifiers: NC,MSB					
			Dilution Factor: 1			Analysis Time..: 10:59	Instrument ID..: I8	
			Analyst ID.....: 002260					
Cobalt	9.2	19.8	22.1	mg/kg	65	SW846 6020	06/12-06/16/09	LEN871A8
			Dilution Factor: 1			Analysis Time..: 10:59	Instrument ID..: I8	
			Analyst ID.....: 002260					
Copper	149	19.8	99.2	mg/kg		SW846 6020	06/12-06/16/09	LEN871A9
			Qualifiers: NC,MSB					
			Dilution Factor: 1			Analysis Time..: 10:59	Instrument ID..: I8	
			Analyst ID.....: 002260					
Iron	40300	1980	15000	mg/kg		SW846 6020	06/12-06/16/09	LEN871CA
			Qualifiers: NC,MSB					
			Dilution Factor: 1			Analysis Time..: 10:59	Instrument ID..: I8	
			Analyst ID.....: 002260					

(Continued on next page)

MATRIX SPIKE SAMPLE DATA REPORT

TOTAL Metals

Client Lot #...: 9F11135 **Matrix.....:** SO
Date Sampled...: 06/10/09 10:50 **Date Received..:** 06/11/09

PARAMETER	SAMPLE AMOUNT	SPIKE AMT	MEASURED AMOUNT	UNITS	PERCENT RECOVERY	METHOD	PREPARATION-ANALYSIS DATE	WORK ORDER #
Lead	376	19.8	228	mg/kg		SW846 6020	06/12-06/16/09	LEN871CC
			Qualifiers: NC,MSB					
			Dilution Factor: 50		Analysis Time..: 11:36		Instrument ID..: I8	
			Analyst ID.....: 002260					
Manganese	839	19.8	326	mg/kg		SW846 6020	06/12-06/16/09	LEN871CD
			Qualifiers: NC,MSB					
			Dilution Factor: 1		Analysis Time..: 10:59		Instrument ID..: I8	
			Analyst ID.....: 002260					
Mercury	0.90	0.33	1.5	mg/kg	190	SW846 7471A	06/12-06/15/09	LEN871CN
			Dilution Factor: 1		Analysis Time..: 11:32		Instrument ID..: H1	
			Analyst ID.....: 001576					
Molybdenum	5.0	19.8	20.4	mg/kg	78	SW846 6020	06/12-06/16/09	LEN871CE
			Dilution Factor: 1		Analysis Time..: 10:59		Instrument ID..: I8	
			Analyst ID.....: 002260					
Nickel	119	19.8	73.6	mg/kg		SW846 6020	06/12-06/16/09	LEN871CF
			Qualifiers: NC,MSB					
			Dilution Factor: 1		Analysis Time..: 10:59		Instrument ID..: I8	
			Analyst ID.....: 002260					
Selenium	1.5	19.8	17.8	mg/kg	82	SW846 6020	06/12-06/16/09	LEN871CG
			Dilution Factor: 1		Analysis Time..: 10:59		Instrument ID..: I8	
			Analyst ID.....: 002260					
Silver	15.0	19.8	19.6 N	mg/kg	23	SW846 6020	06/12-06/16/09	LEN871CH
			Dilution Factor: 1		Analysis Time..: 10:59		Instrument ID..: I8	
			Analyst ID.....: 002260					
Thallium	ND	19.8	16.4	mg/kg	81	SW846 6020	06/12-06/16/09	LEN871CJ
			Dilution Factor: 50		Analysis Time..: 11:36		Instrument ID..: I8	
			Analyst ID.....: 002260					
Vanadium	538	19.8	251	mg/kg		SW846 6020	06/12-06/16/09	LEN871CK
			Qualifiers: NC,MSB					
			Dilution Factor: 1		Analysis Time..: 10:59		Instrument ID..: I8	
			Analyst ID.....: 002260					
Zinc	1280	19.8	694	mg/kg		SW846 6020	06/12-06/16/09	LEN871CL
			Qualifiers: NC,MSB					
			Dilution Factor: 1		Analysis Time..: 10:59		Instrument ID..: I8	
			Analyst ID.....: 002260					

(Continued on next page)

MATRIX SPIKE SAMPLE DATA REPORT

TOTAL Metals

Client Lot #...: 9F11135 Matrix.....: SO
Date Sampled...: 06/10/09 10:50 Date Received..: 06/11/09

NOTE(S):

Calculations are performed before rounding to avoid round-off errors in calculated results.

N Spiked analyte recovery is outside stated control limits.

Results and reporting limits have been adjusted for dry weight.

NC The recovery and/or RPD were not calculated.

MSB The recovery and RPD may be outside control limits because the sample amount was greater than 4X the spike amount.

MATRIX SPIKE SAMPLE DATA REPORT

TOTAL Metals

Client Lot #...: 9F11135 **Matrix.....:** SO
Date Sampled...: 06/11/09 10:30 **Date Received..:** 06/12/09

PARAMETER	SAMPLE AMOUNT	SPIKE AMT	MEASURED AMOUNT	UNITS	PERCENT RECOVERY	METHOD	PREPARATION-ANALYSIS DATE	WORK ORDER #
MS Lot-Sample #: A9F120214-001 **Prep Batch #...:** 9167027								
Antimony	0.83	13.0	7.3 N	mg/kg	50	SW846 6020	06/16-06/23/09	LETN81AN
			Dilution Factor: 50		Analysis Time..: 16:06		Instrument ID..: I8	
			Analyst ID.....: 002260					
Arsenic	6.2	13.0	16.6	mg/kg	80	SW846 6020	06/16-06/22/09	LETN81AR
			Dilution Factor: 1		Analysis Time..: 16:06		Instrument ID..: I8	
			Analyst ID.....: 002260					
Barium	161	13.0	93.3	mg/kg		SW846 6020	06/16-06/23/09	LETN81AV
			Qualifiers: NC,MSB					
			Dilution Factor: 50		Analysis Time..: 16:06		Instrument ID..: I8	
			Analyst ID.....: 002260					
Beryllium	0.84	13.0	11.7	mg/kg	84	SW846 6020	06/16-06/22/09	LETN81A0
			Dilution Factor: 1		Analysis Time..: 16:06		Instrument ID..: I8	
			Analyst ID.....: 002260					
Cadmium	1.4	13.0	12.6	mg/kg	86	SW846 6020	06/16-06/22/09	LETN81A3
			Dilution Factor: 1		Analysis Time..: 16:06		Instrument ID..: I8	
			Analyst ID.....: 002260					
Chromium	48.3	13.0	50.3	mg/kg	15	SW846 6020	06/16-06/22/09	LETN81DD
			Dilution Factor: 1		Analysis Time..: 16:06		Instrument ID..: I8	
			Analyst ID.....: 002260					
Cobalt	10.2	13.0	20.0	mg/kg	76	SW846 6020	06/16-06/22/09	LETN81A6
			Dilution Factor: 1		Analysis Time..: 16:06		Instrument ID..: I8	
			Analyst ID.....: 002260					
Copper	33.0	13.0	50.6	mg/kg	136	SW846 6020	06/16-06/22/09	LETN81A9
			Dilution Factor: 1		Analysis Time..: 16:06		Instrument ID..: I8	
			Analyst ID.....: 002260					
Iron	27400	1300	31200	mg/kg		SW846 6020	06/16-06/22/09	LETN81CD
			Qualifiers: NC,MSB					
			Dilution Factor: 1		Analysis Time..: 16:06		Instrument ID..: I8	
			Analyst ID.....: 002260					
Lead	79.3	13.0	88.4	mg/kg		SW846 6020	06/16-06/23/09	LETN81CG
			Qualifiers: NC,MSB					
			Dilution Factor: 50		Analysis Time..: 16:06		Instrument ID..: I8	
			Analyst ID.....: 002260					

(Continued on next page)

MATRIX SPIKE SAMPLE DATA REPORT

TOTAL Metals

Client Lot #...: 9F11135 **Matrix.....:** SO
Date Sampled...: 06/11/09 10:30 **Date Received..:** 06/12/09

PARAMETER	SAMPLE AMOUNT	SPIKE AMT	MEASURED AMOUNT	UNITS	PERCENT RECOVERY	METHOD	PREPARATION-ANALYSIS DATE	WORK ORDER #
Manganese	1170	13.0	515	mg/kg		SW846 6020	06/16-06/22/09	LETN81CK
			Qualifiers: NC,MSB					
			Dilution Factor: 1		Analysis Time..: 16:06		Instrument ID..: I8	
			Analyst ID.....: 002260					
Mercury	0.21	0.22	0.37	mg/kg	76	SW846 7471A	06/16/09	LETN81DG
			Dilution Factor: 1		Analysis Time..: 16:11		Instrument ID..: H1	
			Analyst ID.....: 001576					
Molybdenum	1.0	13.0	14.2	mg/kg	102	SW846 6020	06/16-06/22/09	LETN81CN
			Dilution Factor: 1		Analysis Time..: 16:06		Instrument ID..: I8	
			Analyst ID.....: 002260					
Nickel	50.4	13.0	145 N	mg/kg	726	SW846 6020	06/16-06/22/09	LETN81CR
			Dilution Factor: 1		Analysis Time..: 16:06		Instrument ID..: I8	
			Analyst ID.....: 002260					
Selenium	0.81	13.0	10.0	mg/kg	71	SW846 6020	06/16-06/22/09	LETN81CV
			Dilution Factor: 1		Analysis Time..: 16:06		Instrument ID..: I8	
			Analyst ID.....: 002260					
Silver	0.37	13.0	12.1	mg/kg	90	SW846 6020	06/16-06/22/09	LETN81C0
			Dilution Factor: 1		Analysis Time..: 16:06		Instrument ID..: I8	
			Analyst ID.....: 002260					
Thallium	0.12	13.0	9.9	mg/kg	75	SW846 6020	06/16-06/23/09	LETN81C3
			Dilution Factor: 50		Analysis Time..: 16:06		Instrument ID..: I8	
			Analyst ID.....: 002260					
Vanadium	265	13.0	67.8	mg/kg		SW846 6020	06/16-06/22/09	LETN81C6
			Qualifiers: NC,MSB					
			Dilution Factor: 1		Analysis Time..: 16:06		Instrument ID..: I8	
			Analyst ID.....: 002260					
Zinc	146	13.0	184	mg/kg		SW846 6020	06/16-06/22/09	LETN81C9
			Qualifiers: NC,MSB					
			Dilution Factor: 1		Analysis Time..: 16:06		Instrument ID..: I8	
			Analyst ID.....: 002260					

(Continued on next page)

MATRIX SPIKE SAMPLE DATA REPORT

TOTAL Metals

Client Lot #...: 9F11135 Matrix.....: SO
Date Sampled...: 06/11/09 10:30 Date Received..: 06/12/09

NOTE(S):

Calculations are performed before rounding to avoid round-off errors in calculated results.

Results and reporting limits have been adjusted for dry weight.

NC The recovery and/or RPD were not calculated.

MSB The recovery and RPD may be outside control limits because the sample amount was greater than 4X the spike amount.

N Spiked analyte recovery is outside stated control limits.

SAMPLE DUPLICATE EVALUATION REPORT

Metals

Client Lot #...: A9F110135 **Work Order #...:** LEN87-SMP LEN87-DUP **Matrix.....:** SO

Date Sampled...: 06/10/09 10:50 **Date Received..:** 06/11/09

% Moisture.....: 50

PARAM	RESULT	DUPLICATE RESULT	UNITS	RPD	RPD LIMIT	METHOD	PREPARATION-ANALYSIS DATE	PREP BATCH #
Silver	15.0	1.5	mg/kg	163	(0-20)	SW846 6020	SD Lot-Sample #: A9F110135-001 06/12-06/16/09	9163022
			Dilution Factor: 1			Analysis Time..: 10:59	Analyst ID.....: 002260	
			Instrument ID..: I8					
Arsenic	7.4 J	9.2 J	mg/kg	22	(0-20)	SW846 6020	SD Lot-Sample #: A9F110135-001 06/12-06/16/09	9163022
			Dilution Factor: 1			Analysis Time..: 10:59	Analyst ID.....: 002260	
			Instrument ID..: I8					
Barium	159 J	281 J	mg/kg	55	(0-20)	SW846 6020	SD Lot-Sample #: A9F110135-001 06/12-06/16/09	9163022
			Dilution Factor: 50			Analysis Time..: 11:36	Analyst ID.....: 002260	
			Instrument ID..: I8					
Beryllium	0.93	1.0	mg/kg	12	(0-20)	SW846 6020	SD Lot-Sample #: A9F110135-001 06/12-06/16/09	9163022
			Dilution Factor: 1			Analysis Time..: 10:59	Analyst ID.....: 002260	
			Instrument ID..: I8					
Cadmium	19.3	19.7	mg/kg	2.2	(0-20)	SW846 6020	SD Lot-Sample #: A9F110135-001 06/12-06/16/09	9163022
			Dilution Factor: 1			Analysis Time..: 10:59	Analyst ID.....: 002260	
			Instrument ID..: I8					
Cobalt	9.2	9.9	mg/kg	7.6	(0-20)	SW846 6020	SD Lot-Sample #: A9F110135-001 06/12-06/16/09	9163022
			Dilution Factor: 1			Analysis Time..: 10:59	Analyst ID.....: 002260	
			Instrument ID..: I8					
Chromium	423 J	323 J	mg/kg	27	(0-20)	SW846 6020	SD Lot-Sample #: A9F110135-001 06/12-06/16/09	9163022
			Dilution Factor: 1			Analysis Time..: 10:59	Analyst ID.....: 002260	
			Instrument ID..: I8					
Copper	149 J	171	mg/kg	14	(0-20)	SW846 6020	SD Lot-Sample #: A9F110135-001 06/12-06/16/09	9163022
			Dilution Factor: 1			Analysis Time..: 10:59	Analyst ID.....: 002260	
			Instrument ID..: I8					
Iron	40300 J	58000	mg/kg	36	(0-20)	SW846 6020	SD Lot-Sample #: A9F110135-001 06/12-06/16/09	9163022
			Dilution Factor: 1			Analysis Time..: 10:59	Analyst ID.....: 002260	
			Instrument ID..: I8					

(Continued on next page)

SAMPLE DUPLICATE EVALUATION REPORT

Metals

Lot-Sample #...: A9F110135-000 **Work Order #...:** LEN87-SMP LEN87-DUP **Matrix.....:** SO

PARAM	RESULT	DUPLICATE RESULT	UNITS	RPD	RPD LIMIT	METHOD	PREPARATION-ANALYSIS DATE	PREP BATCH #
Mercury						SD Lot-Sample #: A9F110135-001		
	0.90	0.92	mg/kg	2.8	(0-20)	SW846 7471A	06/12-06/15/09	9163022
			Dilution Factor: 1			Analysis Time..: 11:32	Analyst ID.....: 001576	
			Instrument ID..: H1					
Manganese						SD Lot-Sample #: A9F110135-001		
	839 J	878	mg/kg	4.6	(0-20)	SW846 6020	06/12-06/16/09	9163022
			Dilution Factor: 1			Analysis Time..: 10:59	Analyst ID.....: 002260	
			Instrument ID..: I8					
Molybdenum						SD Lot-Sample #: A9F110135-001		
	5.0	9.5	mg/kg	62	(0-20)	SW846 6020	06/12-06/16/09	9163022
			Dilution Factor: 1			Analysis Time..: 10:59	Analyst ID.....: 002260	
			Instrument ID..: I8					
Nickel						SD Lot-Sample #: A9F110135-001		
	119	119	mg/kg	0.35	(0-20)	SW846 6020	06/12-06/16/09	9163022
			Dilution Factor: 1			Analysis Time..: 10:59	Analyst ID.....: 002260	
			Instrument ID..: I8					
Lead						SD Lot-Sample #: A9F110135-001		
	376 J	319	mg/kg	16	(0-20)	SW846 6020	06/12-06/16/09	9163022
			Dilution Factor: 50			Analysis Time..: 11:36	Analyst ID.....: 002260	
			Instrument ID..: I8					
Antimony						SD Lot-Sample #: A9F110135-001		
	3.9 B,G	4.5 B,G	mg/kg	15	(0-20)	SW846 6020	06/12-06/16/09	9163022
			Dilution Factor: 50			Analysis Time..: 11:36	Analyst ID.....: 002260	
			Instrument ID..: I8					
Selenium						SD Lot-Sample #: A9F110135-001		
	1.5	1.3	mg/kg	19	(0-20)	SW846 6020	06/12-06/16/09	9163022
			Dilution Factor: 1			Analysis Time..: 10:59	Analyst ID.....: 002260	
			Instrument ID..: I8					
Thallium						SD Lot-Sample #: A9F110135-001		
	ND	ND	mg/kg	200	(0-20)	SW846 6020	06/12-06/16/09	9163022
			Dilution Factor: 50			Analysis Time..: 11:36	Analyst ID.....: 002260	
			Instrument ID..: I8					
Vanadium						SD Lot-Sample #: A9F110135-001		
	538	441	mg/kg	20	(0-20)	SW846 6020	06/12-06/16/09	9163022
			Dilution Factor: 1			Analysis Time..: 10:59	Analyst ID.....: 002260	
			Instrument ID..: I8					

(Continued on next page)

SAMPLE DUPLICATE EVALUATION REPORT

Metals

Lot-Sample #...: A9F110135-000 **Work Order #...:** LEN87-SMP LEN87-DUP **Matrix.....:** SO

PARAM	RESULT	DUPLICATE RESULT	UNITS	RPD	RPD LIMIT	METHOD	PREPARATION-ANALYSIS DATE	PREP BATCH #
Zinc						SD Lot-Sample #: A9F110135-001		
	1280 J	1180	mg/kg	7.7	(0-20)	SW846 6020	06/12-06/16/09	9163022

Dilution Factor: 1 Analysis Time..: 10:59 Analyst ID.....: 002260
Instrument ID..: I8

NOTE(S):

Calculations are performed before rounding to avoid round-off errors in calculated results.

Results and reporting limits have been adjusted for dry weight.

J Method blank contamination. The associated method blank contains the target analyte at a reportable level.

B Estimated result. Result is less than RL.

G Elevated reporting limit. The reporting limit is elevated due to matrix interference.

SAMPLE DUPLICATE EVALUATION REPORT

Metals

Client Lot #...: A9F110135 **Work Order #...:** LETN8-SMP LETN8-DUP **Matrix.....:** SO

Date Sampled...: 06/11/09 10:30 **Date Received..:** 06/12/09

% Moisture.....: 23

PARAM	RESULT	DUPLICATE RESULT	UNITS	RPD	RPD LIMIT	METHOD	PREPARATION-ANALYSIS DATE	PREP BATCH #
Silver						SD Lot-Sample #: A9F120214-001		
	0.37	0.41	mg/kg	10	(0-20)	SW846 6020	06/16-06/22/09	9167027
			Dilution Factor: 1			Analysis Time..: 16:06	Analyst ID.....: 002260	
			Instrument ID..: I8					
Arsenic						SD Lot-Sample #: A9F120214-001		
	6.2	5.2	mg/kg	18	(0-20)	SW846 6020	06/16-06/22/09	9167027
			Dilution Factor: 1			Analysis Time..: 16:06	Analyst ID.....: 002260	
			Instrument ID..: I8					
Barium						SD Lot-Sample #: A9F120214-001		
	161 J	63.7	mg/kg	86	(0-20)	SW846 6020	06/16-06/22/09	9167027
			Dilution Factor: 1			Analysis Time..: 16:06	Analyst ID.....: 002260	
			Instrument ID..: I8					
Beryllium						SD Lot-Sample #: A9F120214-001		
	0.84	0.82	mg/kg	1.9	(0-20)	SW846 6020	06/16-06/22/09	9167027
			Dilution Factor: 1			Analysis Time..: 16:06	Analyst ID.....: 002260	
			Instrument ID..: I8					
Cadmium						SD Lot-Sample #: A9F120214-001		
	1.4	0.94	mg/kg	41	(0-20)	SW846 6020	06/16-06/22/09	9167027
			Dilution Factor: 1			Analysis Time..: 16:06	Analyst ID.....: 002260	
			Instrument ID..: I8					
Cobalt						SD Lot-Sample #: A9F120214-001		
	10.2	7.7	mg/kg	27	(0-20)	SW846 6020	06/16-06/22/09	9167027
			Dilution Factor: 1			Analysis Time..: 16:06	Analyst ID.....: 002260	
			Instrument ID..: I8					
Chromium						SD Lot-Sample #: A9F120214-001		
	48.3 J	26.3	mg/kg	59	(0-20)	SW846 6020	06/16-06/22/09	9167027
			Dilution Factor: 1			Analysis Time..: 16:06	Analyst ID.....: 002260	
			Instrument ID..: I8					
Copper						SD Lot-Sample #: A9F120214-001		
	33.0 J	24.3	mg/kg	30	(0-20)	SW846 6020	06/16-06/22/09	9167027
			Dilution Factor: 1			Analysis Time..: 16:06	Analyst ID.....: 002260	
			Instrument ID..: I8					
Iron						SD Lot-Sample #: A9F120214-001		
	27400 J	17600	mg/kg	43	(0-20)	SW846 6020	06/16-06/22/09	9167027
			Dilution Factor: 1			Analysis Time..: 16:06	Analyst ID.....: 002260	
			Instrument ID..: I8					

(Continued on next page)

SAMPLE DUPLICATE EVALUATION REPORT

Metals

Lot-Sample #...: A9F110135-000 **Work Order #...:** LETN8-SMP LETN8-DUP **Matrix.....:** SO

PARAM	RESULT	DUPLICATE RESULT	UNITS	RPD	RPD LIMIT	METHOD	PREPARATION-ANALYSIS DATE	PREP BATCH #
Mercury						SD Lot-Sample #: A9F120214-001		
	0.21	0.18	mg/kg	15	(0-20)	SW846 7471A	06/16/09	9167027
			Dilution Factor: 1			Analysis Time..: 16:11	Analyst ID.....: 001576	
			Instrument ID..: H1					
Manganese						SD Lot-Sample #: A9F120214-001		
	1170 J	337	mg/kg	111	(0-20)	SW846 6020	06/16-06/22/09	9167027
			Dilution Factor: 1			Analysis Time..: 16:06	Analyst ID.....: 002260	
			Instrument ID..: I8					
Molybdenum						SD Lot-Sample #: A9F120214-001		
	1.0	0.84	mg/kg	18	(0-20)	SW846 6020	06/16-06/22/09	9167027
			Dilution Factor: 1			Analysis Time..: 16:06	Analyst ID.....: 002260	
			Instrument ID..: I8					
Nickel						SD Lot-Sample #: A9F120214-001		
	50.4 J	45.9	mg/kg	9.3	(0-20)	SW846 6020	06/16-06/22/09	9167027
			Dilution Factor: 1			Analysis Time..: 16:06	Analyst ID.....: 002260	
			Instrument ID..: I8					
Lead						SD Lot-Sample #: A9F120214-001		
	79.3 J	56.6	mg/kg	33	(0-20)	SW846 6020	06/16-06/22/09	9167027
			Dilution Factor: 1			Analysis Time..: 16:06	Analyst ID.....: 002260	
			Instrument ID..: I8					
Antimony						SD Lot-Sample #: A9F120214-001		
	0.83	0.58	mg/kg	36	(0-20)	SW846 6020	06/16-06/22/09	9167027
			Dilution Factor: 1			Analysis Time..: 16:06	Analyst ID.....: 002260	
			Instrument ID..: I8					
Selenium						SD Lot-Sample #: A9F120214-001		
	0.81	0.68	mg/kg	17	(0-20)	SW846 6020	06/16-06/22/09	9167027
			Dilution Factor: 1			Analysis Time..: 16:06	Analyst ID.....: 002260	
			Instrument ID..: I8					
Thallium						SD Lot-Sample #: A9F120214-001		
	0.12 B	0.078 B	mg/kg	46	(0-20)	SW846 6020	06/16-06/22/09	9167027
			Dilution Factor: 1			Analysis Time..: 16:06	Analyst ID.....: 002260	
			Instrument ID..: I8					
Vanadium						SD Lot-Sample #: A9F120214-001		
	265	49.4	mg/kg	137	(0-20)	SW846 6020	06/16-06/22/09	9167027
			Dilution Factor: 1			Analysis Time..: 16:06	Analyst ID.....: 002260	
			Instrument ID..: I8					

(Continued on next page)

SAMPLE DUPLICATE EVALUATION REPORT

Metals

Lot-Sample #...: A9F110135-000 **Work Order #...:** LETN8-SMP LETN8-DUP **Matrix.....:** SO

PARAM	RESULT	DUPLICATE RESULT	UNITS	RPD	RPD LIMIT	METHOD	PREPARATION-ANALYSIS DATE	PREP BATCH #
Zinc						SD Lot-Sample #: A9F120214-001		
	146 J	105	mg/kg	33	(0-20)	SW846 6020	06/16-06/22/09	9167027

Dilution Factor: 1 Analysis Time..: 16:06 Analyst ID.....: 002260
Instrument ID..: I8

NOTE(S):

Calculations are performed before rounding to avoid round-off errors in calculated results.

Results and reporting limits have been adjusted for dry weight.

J Method blank contamination. The associated method blank contains the target analyte at a reportable level.

B Estimated result. Result is less than RL.

Performance Report

Sample details
Acquired at : 6/16/2009 07:36:46
Report name : STD MODE PERF REPORT [3/11/2009 10:49:24]

Mass Calibration verification

Acquisition parameters
Sweeps : 10
Dwell : 5.0 mSecs
Point spacing : 0.02 amu
Peak width measured at 10% of the peak maximum

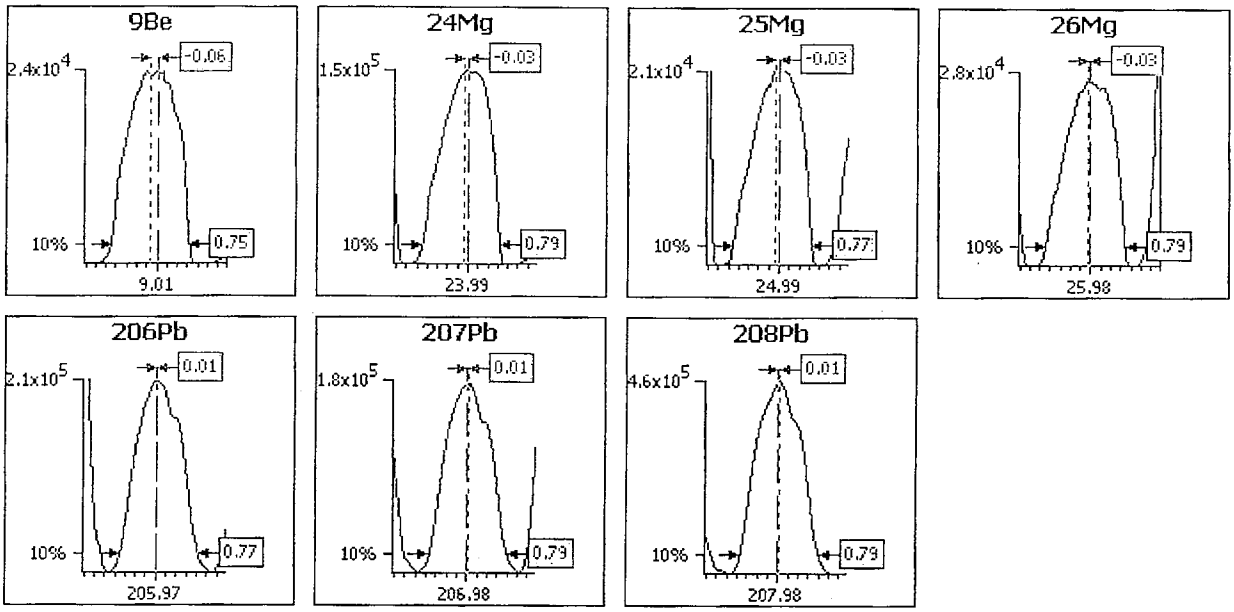

Analyte	Limits			Results	
	Max. width	Min. width	Max. error	Peak width	Peak error
9Be	0.85	0.65	0.10	0.75	-0.06
24Mg	0.85	0.65	0.10	0.79	-0.03
25Mg	0.85	0.65	0.10	0.77	-0.03
26Mg	0.85	0.65	0.10	0.79	-0.03
206Pb	0.85	0.65	0.10	0.77	0.01
207Pb	0.85	0.65	0.10	0.79	0.01
208Pb	0.85	0.65	0.10	0.79	0.01

Sample details
Acquired at : 6/16/2009 07:36:46
Report name : STD MODE PERF REPORT [3/11/2009 10:49:24]

Tune conditions

Major	
Extraction	-113.7
Lens 1	-1161
Lens 2	-80.0
Focus	11.0
D1	-45.5
D2	-140
Pole Bias	-4.0
Hexapole Bias	-1.0
Nebuliser	0.90

Minor	
Lens 3	-195.3
Forward power	1404
Horizontal	80
Vertical	253
DA	-46.3
Cool	13.0
Auxiliary	0.70
Sampling Depth	150

Global	
Standard resolution	130
High resolution	130
Analogue Detector	1500
PC Detector	3100

Add. Gases	
He_H2	0.00
Do Not Use	0.00

Sensitivity and stability results

Acquisition parameters
Sweeps : 30

Run	Time	5Bkg	9Be	24Mg	25Mg	26Mg	59Co	137Ba++	101Bkg	115In
Dwell (mSecs)		100.0	10.0	10.0	10.0	10.0	10.0	30.0	100.0	10.0
Limits	%RSD	-	5.0%	-	5.0%	-	5.0%	-	-	5.0%
	Countrate	-	>8000	>10000	>10000	>10000	>100000	-	-	>300000
1	07:37:20	0.000	23476.523	158914.02	21230.180	27442.574	304924.08	2466.849	54.333	707661.22
2	07:37:38	0.000	24190.877	156262.45	20432.517	27669.616	302928.17	2414.619	52.000	712083.73
3	07:37:55	0.333	23680.144	157917.95	20983.201	27442.574	302656.64	2374.614	48.000	707237.10
4	07:38:13	0.000	23893.782	157524.25	20923.125	27542.739	300219.82	2447.958	50.667	707470.02
5	07:38:31	0.000	23049.260	156578.73	20619.414	27786.477	303281.17	2365.723	50.333	703142.54
x		0.067	23658.117	157439.48	20837.687	27576.796	302801.98	2413.953	51.067	707518.92
σ		0.15	431.14	1064.97	313.98	149.81	1690.97	44.24	2.33	3165.92
%RSD		223.607	1.822	0.676	1.507	0.543	0.558	1.833	4.555	0.447

Run	Time	137Ba	140Ce	156Ce O	206Pb	207Pb	208Pb	220Bkg
Dwell (mSecs)		10.0	10.0	30.0	10.0	10.0	10.0	100.0
Limits	%RSD	-	-	-	-	-	5.0%	-
	Countrate	-	-	-	>100000	>100000	>100000	<5
1	07:37:20	84630.995	717745.67	17711.628	220623.98	181883.73	453664.78	0.333
2	07:37:38	85987.914	721774.16	18292.255	218509.73	180680.75	447535.71	0.333
3	07:37:55	84949.274	724484.72	18082.026	219583.71	181684.91	450370.56	0.667
4	07:38:13	84791.809	721398.41	18120.957	217996.41	180202.28	447053.01	0.333
5	07:38:31	84185.413	716465.66	18370.118	220201.78	181192.93	448562.77	0.000
x		84909.081	720373.72	18115.397	219383.12	181128.92	449437.37	0.333
σ		667.13	3243.88	255.12	1110.85	696.86	2683.67	0.24
%RSD		0.786	0.450	1.408	0.506	0.385	0.597	70.711

Ratio results

Run	Time	137Ba++/137Ba	156Ce O/140Ce
Ratio limits		<0.0300	<0.0300
1	07:37:20	0.029	0.025
2	07:37:38	0.028	0.025
3	07:37:55	0.028	0.025
4	07:38:13	0.029	0.025
5	07:38:31	0.028	0.026
x		0.0284	0.0251
σ		0.00	0.00
%RSD		1.8997	1.4597

Result : The performance report passed.

Performance Report

Sample details
Acquired at : 6/16/2009 07:25:45
Report name : CCT MODE PERF REPORT [5/14/2008 11:21:44]

Tune conditions

Major	
Extraction	-98.0
Lens 1	-1137
Lens 2	-80.0
Focus	0.0
D1	-51.0
D2	-140
Pole Bias	-14.0
Hexapole Bias	-17.0
Nebuliser	0.91

Minor	
Lens 3	-195.3
Forward power	1404
Horizontal	80
Vertical	253
DA	-22.0
Cool	13.0
Auxiliary	0.90
Sampling Depth	150

Global	
Standard resolution	130
High resolution	130
Analogue Detector	1500
PC Detector	3100

Add. Gases	
He_H2	1.45
Do Not Use	0.00

Sensitivity and stability results

Acquisition parameters
Sweeps : 30

Run	Time	78Se	115In
	Dwell (mSecs)	500.0	10.0
Limits	%RSD	-	5.0%
	Countrate	<20	>75000
1	07:25:46	17.133	148293.47
2	07:26:04	16.600	148374.19
3	07:26:21	17.800	149164.53
4	07:26:39	15.667	147526.71
5	07:26:56	16.467	146326.20
x̄		16.733	147937.02
σ		0.79	1070.99
%RSD		4.748	0.724

Result : The performance report passed.

LEN87 6/16/2009 10:59:26 QC Status: FAIL (Initial: FAIL)

User Pre -dilution: 1.000

Run	Time	6Li	9Be	10B
		ppb	ppb	ppb
X		64.817%	4.695	29.500
%RSD		1.541	1.327	0.664
Run	Time	23Na	25Mg	27Al
		ppb	ppb	ppb
X		186.700	M 137100.000	TM 45780.000
%RSD		2.783	M 0.720	TM 0.849
Run	Time	35Cl	39K	43Ca
		ppb	ppb	ppb
X		T 0.000	T 2230.000	TM 278400.000
%RSD		T 0.000	T 0.560	TM 0.218
Run	Time	45Sc	45Sc	47Ti
		ppb	ppb	ppb
X		T 90.468%	83.649%	M 1889.000
%RSD		T 0.574	4.718	M 0.953
Run	Time	51V	52Cr	53Cl O
		ppb	ppb	ppb
X		TM 2714.000	TM 2133.000	155.800
%RSD		TM 0.632	TM 1.085	10.120
Run	Time	55Mn	56Fe	59Co
		ppb	ppb	ppb
X		TM 4233.000	TM 203500.000	46.460
%RSD		TM 0.042	TM 1.017	1.731
Run	Time	60Ni	65Cu	66Zn
		ppb	ppb	ppb
X		M 599.700	M 751.400	M 6446.000
%RSD		M 2.012	M 1.857	M 0.980
Run	Time	72Ge	75As	77Ar Cl
		ppb	ppb	ppb
X		75.882%	37.380	0.658
%RSD		4.037	1.867	9.330
Run	Time	78Se	88Sr	95Mo
		ppb	ppb	ppb
X		7.800	M 437.600	25.200
%RSD		1.118	M 0.451	2.939
Run	Time	105Pd	107Ag	108Mo O
		ppb	ppb	ppb
X		0.000	75.670	-39.990
%RSD		0.000	2.518	77.780
Run	Time	111Cd	115In	118Sn
		ppb	ppb	ppb
X		97.430	85.056%	164.800
%RSD		1.345	4.539	0.641
Run	Time	121Sb	137Ba	205Tl
		ppb	ppb	ppb
X		21.440	M 715.200	0.017
%RSD		1.677	M 1.419	14.160
Run	Time	208Pb	209Bi	
		ppb	ppb	
X		TM 413.600	410.132%	
%RSD		TM 0.212	1.117	

North Canton

LEN9T 6/16/2009 11:12:18 QC Status: PASS (Initial: PASS)

User Pre-dilution: 1.000

Run	Time	6Li	9Be	10B
		ppb	ppb	ppb
X		89.092%	0.697	5.473
%RSD		1.078	2.178	2.066
Run	**Time**	**23Na**	**25Mg**	**27Al**
		ppb	ppb	ppb
X		408.200	8135.000	M 15230.000
%RSD		2.916	1.151	M 1.655
Run	**Time**	**35Cl**	**39K**	**43Ca**
		ppb	ppb	ppb
X		T 0.000	T 2097.000	16180.000
%RSD		T 0.000	T 0.379	0.530
Run	**Time**	**45Sc**	**45Sc**	**47Ti**
		ppb	ppb	ppb
X		T 104.697%	96.886%	M 665.100
%RSD		T 0.053	4.412	M 1.450
Run	**Time**	**51V**	**52Cr**	**53Cr O**
		ppb	ppb	ppb
X		44.590	35.120	0.130
%RSD		0.868	1.055	507.600
Run	**Time**	**55Mn**	**56Fe**	**59Co**
		ppb	ppb	ppb
X		T 865.000	T 35260.000	13.260
%RSD		T 0.221	T 0.842	2.174
Run	**Time**	**60Ni**	**65Cu**	**66Zn**
		ppb	ppb	ppb
X		44.340	43.020	119.100
%RSD		2.267	1.932	0.965
Run	**Time**	**72Ge**	**75As**	**77Ar Cl**
		ppb	ppb	ppb
X		95.286%	16.060	0.525
%RSD		3.135	1.446	17.390
Run	**Time**	**78Se**	**88Sr**	**95Mo**
		ppb	ppb	ppb
X		1.828	31.850	5.109
%RSD		6.789	0.356	1.199
Run	**Time**	**105Pd**	**107Ag**	**103Rh O**
		ppb	ppb	ppb
X		0.000	0.091	-64.590
%RSD		0.000	4.717	3.568
Run	**Time**	**111Cd**	**115In**	**118Sn**
		ppb	ppb	ppb
X		0.567	99.652%	12.060
%RSD		10.120	2.994	0.565
Run	**Time**	**121Sb**	**137Ba**	**205Tl**
		ppb	ppb	ppb
X		0.322	41.630	0.583
%RSD		5.780	1.536	4.752
Run	**Time**	**208Pb**	**209Bi**	
		ppb	ppb	
X		17.910	95.075%	
%RSD		0.453	0.846	

LEN9W 6/16/2009 11:16:29 QC Status: PASS (Initial: PASS)

User Pre -dilution: 1.000

Run	Time	6Li	9Be	10B
		ppb	ppb	ppb
X		76.191%	2.619	9.077
%RSD		0.625	1.533	0.552
Run	**Time**	**23Na**	**25Mg**	**27Al**
		ppb	ppb	ppb
X		547.800	11920.000	M 16970.000
%RSD		3.207	0.195	M 0.642
Run	**Time**	**35Cl**	**39K**	**43Ca**
		ppb	ppb	ppb
X		T 0.000	T 2117.000	26610.000
%RSD		T 0.000	T 0.452	0.370
Run	**Time**	**45Sc**	**45Sc**	**47Ti**
		ppb	ppb	ppb
X		T 99.716%	88.723%	M 764.300
%RSD		T 0.055	4.897	M 0.312
Run	**Time**	**51V**	**52Cr**	**53ClO**
		ppb	ppb	ppb
X		M 316.100	127.400	-3.362
%RSD		M 1.418	2.222	15.640
Run	**Time**	**55Mn**	**56Fe**	**59Co**
		ppb	ppb	ppb
X		TM 26940.000	TM 172900.000	M 352.000
%RSD		TM 0.203	TM 1.838	M 2.037
Run	**Time**	**60Ni**	**65Cu**	**66Zn**
		ppb	ppb	ppb
X		113.100	93.780	M 575.700
%RSD		1.773	2.599	M 1.558
Run	**Time**	**72Ge**	**75As**	**77ArCl**
		ppb	ppb	ppb
X		90.636%	19.290	0.438
%RSD		4.026	2.206	14.640
Run	**Time**	**78Se**	**88Sr**	**95Mo**
		ppb	ppb	ppb
X		8.614	92.810	5.566
%RSD		2.396	0.697	0.715
Run	**Time**	**105Pd**	**107Ag**	**108Mo_O**
		ppb	ppb	ppb
X		0.000	0.464	-77.210
%RSD		0.000	2.478	8.140
Run	**Time**	**111Cd**	**115In**	**118Sn**
		ppb	ppb	ppb
X		6.253	94.079%	24.550
%RSD		2.094	3.505	0.905
Run	**Time**	**121Sb**	**137Ba**	**205Tl**
		ppb	ppb	ppb
X		11.690	M 406.500	0.314
%RSD		0.963	M 0.332	2.327
Run	**Time**	**208Pb**	**209Bi**	
		ppb	ppb	
X		145.400	90.493%	
%RSD		0.350	0.914	

North Canton

LEN9X 6/16/2009 11:20:30 QC Status: PASS (Initial: PASS)

User Pre -dilution: 1.000

Run	Time	6Li	9Be	10B
		ppb	ppb	ppb
X		71.640%	1.840	12.880
%RSD		1.368	2.554	2.618
Run	**Time**	**23Na**	**25Mg**	**27Al**
		ppb	ppb	ppb
X		416.700	M 109900.000	M 18680.000
%RSD		3.314	M 0.855	M 0.679
Run	**Time**	**35Cl**	**39K**	**43Ca**
		ppb	ppb	ppb
X		T 0.000	T 1941.000	TM 146500.000
%RSD		T 0.000	T 0.244	TM 0.142
Run	**Time**	**45Sc**	**45Sc**	**47Ti**
		ppb	ppb	ppb
X		T 88.082%	81.221%	M 893.900
%RSD		T 0.923	4.838	M 0.002
Run	**Time**	**51V**	**52Cr**	**53Cr**
		ppb	ppb	ppb
X		87.210	M 245.600	6.391
%RSD		0.360	M 1.261	9.054
Run	**Time**	**55Mn**	**56Fe**	**59Co**
		ppb	ppb	ppb
X		TM 1318.000	TM 71400.000	73.140
%RSD		TM 0.627	TM 0.583	1.298
Run	**Time**	**60Ni**	**65Cu**	**66Zn**
		ppb	ppb	ppb
X		M 887.600	100.000	M 1600.000
%RSD		M 1.819	1.550	M 1.250
Run	**Time**	**72Ge**	**75As**	**77Ar Cl**
		ppb	ppb	ppb
X		77.035%	11.970	0.466
%RSD		4.351	1.920	15.120
Run	**Time**	**78Se**	**88Sr**	**95Mo**
		ppb	ppb	ppb
X		7.197	185.800	4.794
%RSD		6.369	0.666	0.685
Run	**Time**	**105Pd**	**107Ag**	**108 Ar Cl**
		ppb	ppb	ppb
X		0.000	0.478	-61.870
%RSD		0.000	1.289	15.570
Run	**Time**	**111Cd**	**115In**	**118Sn**
		ppb	ppb	ppb
X		14.190	85.902%	21.440
%RSD		1.893	3.877	1.257
Run	**Time**	**121Sb**	**137Ba**	**205Tl**
		ppb	ppb	ppb
X		22.640	M 1173.000	0.221
%RSD		0.675	M 0.470	2.936
Run	**Time**	**208Pb**	**209Bi**	
		ppb	ppb	
X		TM 1550.000	85.374%	
%RSD		TM 0.651	0.995	

LEN90 6/16/2009 11:24:33 QC Status: PASS (Initial: PASS)

User Pre -dilution: 1.000

Run	Time	6Li	9Be	10B
		ppb	ppb	ppb
X		69.727%	1.267	7.414
%RSD		1.411	3.773	5.108
Run	Time	23Na	25Mg	27Al
		ppb	ppb	ppb
X		431.900	14590.000	M 15440.000
%RSD		2.394	1.615	M 1.864
Run	Time	35Cl	39K	43Ca
		ppb	ppb	ppb
X		T 0.000	T 2460.000	TM 190000.000
%RSD		T 0.000	T 0.424	TM 0.276
Run	Time	45Sc	45Sc	47Ti
		ppb	ppb	ppb
X		T 87.499%	80.927%	M 695.900
%RSD		T 0.785	4.088	M 0.203
Run	Time	51V	52Cr	53Cl O
		ppb	ppb	ppb
X		M 273.100	M 541.800	19.790
%RSD		M 0.194	M 1.549	12.700
Run	Time	55Mn	56Fe	59Co
		ppb	ppb	ppb
X		T 841.300	TM 69750.000	22.320
%RSD		T 0.056	TM 1.769	1.739
Run	Time	60Ni	65Cu	66Zn
		ppb	ppb	ppb
X		57.490	77.480	M 661.900
%RSD		1.538	1.770	M 1.269
Run	Time	72Ge	75As	77Ar Cl
		ppb	ppb	ppb
X		80.518%	48.040	0.385
%RSD		4.360	0.627	2.035
Run	Time	78Se	88Sr	95Mo
		ppb	ppb	ppb
X		13.240	M 413.000	6.025
%RSD		3.179	M 0.217	1.984
Run	Time	105Pd	107Ag	108Mo O
		ppb	ppb	ppb
X		0.000	0.347	-50.830
%RSD		0.000	6.938	17.140
Run	Time	111Cd	115In	118Sn
		ppb	ppb	ppb
X		8.900	88.754%	25.690
%RSD		0.915	2.611	0.332
Run	Time	121Sb	137Ba	205Tl
		ppb	ppb	ppb
X		12.640	M 364.800	0.143
%RSD		0.581	M 0.261	5.114
Run	Time	208Pb	209Bi	
		ppb	ppb	
X		TM 407.700	89.014%	
%RSD		TM 0.159	1.151	

LEN87/50 6/16/2009 11:36:49 QC Status: PASS (Initial: PASS)

User Pre-dilution: 1.000

Run	Time	6Li	9Be	10B
		ppb	ppb	ppb
X		91.313%	0.112	-2.459
%RSD		0.371	20.150	6.430
Run	Time	23Na	25Mg	27Al
		ppb	ppb	ppb
X		23.250	3027.000	M 1021.000
%RSD		6.228	1.686	M 0.775
Run	Time	35Cl	39K	43Ca
		ppb	ppb	ppb
X		T 0.000	55.300	5836.000
%RSD		T 0.000	3.205	0.429
Run	Time	45Sc	45Sc	47Ti
		ppb	ppb	ppb
X		T 99.810%	96.213%	37.160
%RSD		T 0.292	2.221	3.209
Run	Time	51V	52Cr	53Cl O
		ppb	ppb	ppb
X		56.630	44.610	3.116
%RSD		0.580	0.840	11.880
Run	Time	55Mn	56Fe	59Co
		ppb	ppb	ppb
X		89.920	T 4304.000	1.027
%RSD		0.608	T 0.418	0.744
Run	Time	60Ni	65Cu	66Zn
		ppb	ppb	ppb
X		13.760	18.640	164.200
%RSD		2.098	1.595	2.116
Run	Time	72Ge	75As	77Ar Cl
		ppb	ppb	ppb
X		96.171%	0.897	0.032
%RSD		2.377	8.247	112.200
Run	Time	78Se	88Sr	95Mo
		ppb	ppb	ppb
X		0.187	8.087	0.498
%RSD		34.910	0.348	0.709
Run	Time	105Pd	107Ag	108Mo O
		ppb	ppb	ppb
X		0.000	1.810	5.784
%RSD		0.000	1.779	42.480
Run	Time	111Cd	115In	118Sn
		ppb	ppb	ppb
X		2.302	99.186%	3.552
%RSD		3.185	1.889	1.450
Run	Time	121Sb	137Ba	205Tl
		ppb	ppb	ppb
X		0.393	16.070	0.034
%RSD		9.059	0.955	28.720
Run	Time	208Pb	209Bi	
		ppb	ppb	
X		37.950	111.873%	
%RSD		0.336	1.009	

LEN9W/5 6/16/2009 11:49:00 QC Status: PASS (Initial: PASS)

User Pre -dilution: 1.000

Run	Time	6Li	9Be	10B
		ppb	ppb	ppb
X		93.550%	0.535	-0.608
%RSD		1.183	4.343	2.947
Run	Time	23Na	25Mg	27Al
		ppb	ppb	ppb
X		131.100	2638.000	M 3575.000
%RSD		2.945	2.153	M 1.239
Run	Time	35Cl	39K	43Ca
		ppb	ppb	ppb
X		T 0.000	450.300	5594.000
%RSD		T 0.000	0.467	0.208
Run	Time	45Sc	45Sc	47Ti
		ppb	ppb	ppb
X		T 107.930%	98.224%	156.000
%RSD		T 0.612	3.660	0.982
Run	Time	51V	52Cr	53Cr O
		ppb	ppb	ppb
X		64.720	26.560	-0.752
%RSD		1.169	1.770	129.700
Run	Time	55Mn	56Fe	59Co
		ppb	ppb	ppb
X		TM 5642.000	T 36240.000	75.160
%RSD		TM 0.041	T 0.422	1.137
Run	Time	60Ni	65Cu	66Zn
		ppb	ppb	ppb
X		24.570	21.420	129.100
%RSD		1.536	1.841	2.216
Run	Time	72Ge	75As	77Ar Cl
		ppb	ppb	ppb
X		99.530%	4.326	0.138
%RSD		2.213	3.086	61.980
Run	Time	78Se	88Sr	95Mo
		ppb	ppb	ppb
X		1.919	18.910	1.107
%RSD		5.054	1.464	3.359
Run	Time	105Pd	107Ag	108Mo O
		ppb	ppb	ppb
X		0.000	0.105	-13.770
%RSD		0.000	6.927	17.110
Run	Time	111Cd	115In	118Sn
		ppb	ppb	ppb
X		1.424	100.870%	5.306
%RSD		5.858	2.626	3.000
Run	Time	121Sb	137Ba	205Tl
		ppb	ppb	ppb
X		2.391	82.340	0.038
%RSD		1.477	0.374	14.280
Run	Time	208Pb	209Bi	
		ppb	ppb	
X		30.050	99.705%	
%RSD		0.190	0.401	

LETN8 6/22/2009 16:06:32 QC Status: PASS (Initial: PASS)

User Pre-dilution: 1.000

Run	Time	6Li	9Be	10B
		ppb	ppb	ppb
X		78.210%	6.453	68.350
%RSD		0.360	0.471	5.561
Run	Time	23Na	25Mg	27Al
		ppb	ppb	ppb
X		2325.000	98220.000	TM 67330.000
%RSD		2.030	1.373	TM 0.661
Run	Time	35Cl	39K	43Ca
		ppb	ppb	ppb
X		T 0.000	T 7547.000	TM 288100.000
%RSD		T 0.000	T 0.099	TM 0.246
Run	Time	45Sc	45Sc	47Ti
		ppb	ppb	ppb
X		T 89.866%	69.725%	M 4204.000
%RSD		T 0.508	5.616	M 0.061
Run	Time	51V	52Cr	53Cl IQ
		ppb	ppb	ppb
X		M 2044.000	M 371.800	23.780
%RSD		M 1.621	M 1.937	11.150
Run	Time	55Mn	56Fe	59Co
		ppb	ppb	ppb
X		TM 9040.000	TM 211100.000	78.220
%RSD		TM 0.408	TM 1.049	0.963
Run	Time	60Ni	65Cu	66Zn
		ppb	ppb	ppb
X		M 387.900	M 253.800	M 1123.000
%RSD		M 1.132	M 0.326	M 0.754
Run	Time	72Ge	75As	77Ar Cl
		ppb	ppb	ppb
X		62.643%	48.040	0.810
%RSD		3.256	0.899	18.380
Run	Time	78Se	88Sr	95Mo
		ppb	ppb	ppb
X		6.231	M 697.200	7.742
%RSD		7.723	M 1.522	3.056
Run	Time	105Pd	107Ag	108Mo O
		ppb	ppb	ppb
X		0.000	2.862	-135.000
%RSD		0.000	2.935	39.960
Run	Time	111Cd	115In	118Sn
		ppb	ppb	ppb
X		10.960	70.869%	29.730
%RSD		3.508	3.792	1.142
Run	Time	121Sb	137Ba	205Tl
		ppb	ppb	ppb
X		6.404	M 1237.000	0.959
%RSD		1.224	M 1.363	1.856
Run	Time	208Pb	209Bi	
		ppb	ppb	
X		TM 611.000	65.738%	
%RSD		TM 1.122	1.913	

LETQD 6/22/2009 16:18:33 QC Status: PASS (Initial: PASS)

User Pre-dilution: 1.000

Run	Time	6Li	9Be	10B
		ppb	ppb	ppb
X		75.288%	4.798	34.860
%RSD		1.090	0.999	5.089
Run	**Time**	**23Na**	**25Mg**	**27Al**
		ppb	ppb	ppb
X		1259.000	66460.000	M 49340.000
%RSD		0.876	0.640	M 1.072
Run	**Time**	**35Cl**	**39K**	**43Ca**
		ppb	ppb	ppb
X		0.000	T 5114.000	TM 186700.000
%RSD		0.000	T 0.149	TM 0.325
Run	**Time**	**45Sc**	**45Sc**	**47Ti**
		ppb	ppb	ppb
X		T 81.852%	67.932%	M 2434.000
%RSD		T 1.077	4.749	M 0.385
Run	**Time**	**51V**	**52Cr**	**53ClO**
		ppb	ppb	ppb
X		141.700	164.300	1.948
%RSD		1.647	1.681	27.450
Run	**Time**	**55Mn**	**56Fe**	**59Co**
		ppb	ppb	ppb
X		TM 2545.000	TM 95960.000	26.670
%RSD		TM 0.224	TM 0.871	0.380
Run	**Time**	**60Ni**	**65Cu**	**66Zn**
		ppb	ppb	ppb
X		87.120	M 232.100	M 2079.000
%RSD		1.717	M 1.770	M 0.618
Run	**Time**	**72Ge**	**75As**	**77ArCl**
		ppb	ppb	ppb
X		63.596%	16.820	0.555
%RSD		3.938	0.780	16.760
Run	**Time**	**78Se**	**88Sr**	**95Mo**
		ppb	ppb	ppb
X		4.365	M 326.500	6.794
%RSD		2.955	M 0.811	0.279
Run	**Time**	**105Pd**	**107Ag**	**108MoO**
		ppb	ppb	ppb
X		0.000	0.909	-89.010
%RSD		0.000	2.524	23.700
Run	**Time**	**111Cd**	**115In**	**118Sn**
		ppb	ppb	ppb
X		7.112	71.421%	30.760
%RSD		4.104	3.236	1.069
Run	**Time**	**121Sb**	**137Ba**	**205Tl**
		ppb	ppb	ppb
X		3.034	M 786.500	0.484
%RSD		1.609	M 1.003	7.048
Run	**Time**	**208Pb**	**209Bi**	
		ppb	ppb	
X		M 247.100	71.172%	
%RSD		M 0.416	0.705	

North Canton

LETQE 6/22/2009 16:22:30 QC Status: PASS (Initial: PASS)

User Pre-dilution: 1.000

Run	Time	6Li	9Be	10B
		ppb	ppb	ppb
X		87.757%	4.631	11.080
%RSD		1.282	3.228	8.911
Run	**Time**	**23Na**	**25Mg**	**27Al**
		ppb	ppb	ppb
X		2242.000	17720.000	M 23310.000
%RSD		0.771	0.789	M 1.333
Run	**Time**	**35Cl**	**39K**	**43Ca**
		ppb	ppb	ppb
X		0.000	T 2310.000	22230.000
%RSD		0.000	T 0.283	0.638
Run	**Time**	**45Sc**	**45Sc**	**47Ti**
		ppb	ppb	ppb
X		T 96.017%	77.550%	M 798.100
%RSD		T 0.366	3.804	M 1.137
Run	**Time**	**51V**	**52Cr**	**53Cr O**
		ppb	ppb	ppb
X		123.900	94.080	-3.188
%RSD		0.903	1.373	31.830
Run	**Time**	**55Mn**	**56Fe**	**59Co**
		ppb	ppb	ppb
X		T 763.200	TM 146500.000	145.700
%RSD		T 0.610	TM 0.363	1.534
Run	**Time**	**60Ni**	**65Cu**	**66Zn**
		ppb	ppb	ppb
X		136.900	93.550	M 2439.000
%RSD		1.789	1.418	M 1.038
Run	**Time**	**72Ge**	**75As**	**77Ar Cl**
		ppb	ppb	ppb
X		80.572%	20.840	0.891
%RSD		2.808	0.977	10.690
Run	**Time**	**78Se**	**88Sr**	**95Mo**
		ppb	ppb	ppb
X		10.240	46.660	3.887
%RSD		2.279	1.472	3.777
Run	**Time**	**105Pd**	**107Ag**	**108Mo O**
		ppb	ppb	ppb
X		0.000	0.814	-72.500
%RSD		0.000	1.162	23.160
Run	**Time**	**111Cd**	**115In**	**118Sn**
		ppb	ppb	ppb
X		16.700	83.790%	15.630
%RSD		0.765	2.180	1.725
Run	**Time**	**121Sb**	**137Ba**	**205Tl**
		ppb	ppb	ppb
X		3.669	M 239.100	0.331
%RSD		2.413	M 0.808	3.695
Run	**Time**	**208Pb**	**209Bi**	
		ppb	ppb	
X		TM 278.300	85.942%	
%RSD		TM 1.611	1.201	

LETQK 6/22/2009 16:26:32 QC Status: FAIL (Initial: FAIL)

User Pre-dilution: 1.000

Run	Time	6Li	9Be	10B
		ppb	ppb	ppb
X		77.024%	4.211	25.580
%RSD		0.705	2.324	5.026
Run	**Time**	**23Na**	**25Mg**	**27Al**
		ppb	ppb	ppb
X		851.500	69920.000	M 37020.000
%RSD		2.626	0.821	M 0.351
Run	**Time**	**35Cl**	**39K**	**43Ca**
		ppb	ppb	ppb
X		0.000	T 3709.000	M 169300.000
%RSD		0.000	T 0.469	M 0.695
Run	**Time**	**45Sc**	**45Sc**	**47Ti**
		ppb	ppb	ppb
X		T 79.575%	67.570%	M 1527.000
%RSD		T 0.288	5.480	M 1.764
Run	**Time**	**51V**	**52Cr**	**53Cl O**
		ppb	ppb	ppb
X		150.200	130.800	1.112
%RSD		0.378	2.423	149.100
Run	**Time**	**55Mn**	**56Fe**	**59Co**
		ppb	ppb	ppb
X		TM 2294.000	TM 72520.000	24.700
%RSD		TM 0.627	TM 1.420	2.122
Run	**Time**	**60Ni**	**65Cu**	**66Zn**
		ppb	ppb	ppb
X		155.500	110.900	M 888.600
%RSD		1.359	0.791	M 1.188
Run	**Time**	**72Ge**	**75As**	**77Ar Cl**
		ppb	ppb	ppb
X		65.650%	13.990	0.526
%RSD		4.291	1.526	18.200
Run	**Time**	**78Se**	**88Sr**	**95Mo**
		ppb	ppb	ppb
X		4.901	M 338.200	4.826
%RSD		10.560	M 0.950	3.162
Run	**Time**	**105Pd**	**107Ag**	**98Mo O**
		ppb	ppb	ppb
X		0.000	0.747	-31.470
%RSD		0.000	3.124	34.840
Run	**Time**	**111Cd**	**115In**	**118Sn**
		ppb	ppb	ppb
X		12.510	71.552%	17.660
%RSD		1.932	3.440	1.179
Run	**Time**	**121Sb**	**137Ba**	**205Tl**
		ppb	ppb	ppb
X		3.626	M 308.600	-0.018
%RSD		1.361	M 0.849	31.010
Run	**Time**	**208Pb**	**209Bi**	
		ppb	ppb	
X		T 141.800	220.813%	
%RSD		T 0.467	1.470	

North Canton

LETQL 6/22/2009 16:30:39 QC Status: PASS (Initial: PASS)

User Pre -dilution: 1.000

Run	Time	6Li	9Be	10B
		ppb	ppb	ppb
X		78.278%	3.563	15.410
%RSD		1.362	0.485	6.361
Run	**Time**	**23Na**	**25Mg**	**27Al**
		ppb	ppb	ppb
X		315.100	60870.000	M 68140.000
%RSD		2.593	0.489	M 1.096
Run	**Time**	**35Cl**	**39K**	**43Ca**
		ppb	ppb	ppb
X		T 0.000	T 5136.000	M 126600.000
%RSD		T 0.000	T 0.253	M 0.448
Run	**Time**	**45Sc**	**45Sc**	**47Ti**
		ppb	ppb	ppb
X		T 82.077%	66.522%	M 1416.000
%RSD		T 0.194	4.815	M 0.862
Run	**Time**	**51V**	**52Cr**	**53Cr**
		ppb	ppb	ppb
X		M 220.200	151.500	4.071
%RSD		M 1.016	1.689	15.810
Run	**Time**	**55Mn**	**56Fe**	**59Co**
		ppb	ppb	ppb
X		TM 1753.000	TM 109500.000	36.020
%RSD		TM 0.395	TM 0.777	1.036
Run	**Time**	**60Ni**	**65Cu**	**66Zn**
		ppb	ppb	ppb
X		67.990	88.110	M 384.500
%RSD		0.361	2.090	M 1.170
Run	**Time**	**72Ge**	**75As**	**77Ar C**
		ppb	ppb	ppb
X		62.975%	27.660	0.514
%RSD		3.961	1.193	14.590
Run	**Time**	**78Se**	**88Sr**	**95Mo**
		ppb	ppb	ppb
X		4.168	162.600	5.907
%RSD		5.744	0.670	1.279
Run	**Time**	**105Pd**	**107Ag**	**108Mo O**
		ppb	ppb	ppb
X		0.000	0.590	-100.400
%RSD		0.000	4.132	12.120
Run	**Time**	**111Cd**	**115In**	**118Sn**
		ppb	ppb	ppb
X		3.810	70.053%	25.730
%RSD		2.062	3.650	0.870
Run	**Time**	**121Sb**	**137Ba**	**205Tl**
		ppb	ppb	ppb
X		2.911	M 379.500	0.673
%RSD		5.676	M 0.559	0.990
Run	**Time**	**208Pb**	**209Bi**	
		ppb	ppb	
X		M 237.000	70.634%	
%RSD		M 0.521	1.486	

LETQN 6/22/2009 16:34:38 QC Status: PASS (Initial: PASS)

User Pre -dilution: 1.000

Run	Time	6Li	9Be	10B
		ppb	ppb	ppb
X		83.728%	3.794	27.940
%RSD		1.182	0.769	4.765
Run	**Time**	**23Na**	**25Mg**	**27Al**
		ppb	ppb	ppb
X		682.400	14520.000	M 27550.000
%RSD		0.996	0.839	M 1.819
Run	**Time**	**35Cl**	**39K**	**43Ca**
		ppb	ppb	ppb
X		0.000	T 1561.000	37400.000
%RSD		0.000	T 0.284	1.049
Run	**Time**	**45Sc**	**45Sc**	**47Ti**
		ppb	ppb	ppb
X		T 85.352%	70.855%	M 1027.000
%RSD		T 0.237	3.284	M 2.685
Run	**Time**	**51V**	**52Cr**	**53Cl O**
		ppb	ppb	ppb
X		M 307.200	M 411.100	21.380
%RSD		M 0.767	M 0.451	17.470
Run	**Time**	**55Mn**	**56Fe**	**59Co**
		ppb	ppb	ppb
X		TM 1607.000	TM 76830.000	34.340
%RSD		TM 0.565	TM 0.464	1.028
Run	**Time**	**60Ni**	**65Cu**	**66Zn**
		ppb	ppb	ppb
X		144.900	M 202.300	M 3047.000
%RSD		1.700	M 0.529	M 0.896
Run	**Time**	**72Ge**	**75As**	**77Ar Cl**
		ppb	ppb	ppb
X		72.153%	20.870	0.401
%RSD		3.112	1.473	16.020
Run	**Time**	**78Se**	**88Sr**	**95Mo**
		ppb	ppb	ppb
X		3.904	163.000	7.444
%RSD		7.971	1.351	4.258
Run	**Time**	**105Pd**	**107Ag**	**108Mo O**
		ppb	ppb	ppb
X		0.000	3.771	8.418
%RSD		0.000	0.785	610.300
Run	**Time**	**111Cd**	**115In**	**118Sn**
		ppb	ppb	ppb
X		45.680	76.307%	39.870
%RSD		0.562	2.618	1.188
Run	**Time**	**121Sb**	**137Ba**	**205Tl**
		ppb	ppb	ppb
X		13.310	M 723.500	0.209
%RSD		0.473	M 1.401	2.558
Run	**Time**	**208Pb**	**209Bi**	
		ppb	ppb	
X		TM 841.700	88.341%	
%RSD		TM 0.620	0.811	

LETQV 6/22/2009 16:38:43 QC Status: PASS (Initial: PASS)

User Pre-dilution: 1.000

Run	Time	6Li	9Be	10B
		ppb	ppb	ppb
X		62.981%	3.850	10.170
%RSD		1.361	2.477	16.100
Run	**Time**	**23Na**	**25Mg**	**27Al**
		ppb	ppb	ppb
X		471.400	M 330700.000	M 65830.000
%RSD		1.755	M 1.182	M 1.459
Run	**Time**	**35Cl**	**39K**	**43Ca**
		ppb	ppb	ppb
X		0.000	T 45270.000	TM 924600.000
%RSD		0.000	T 0.073	TM 0.368
Run	**Time**	**45Sc**	**45Sc**	**47Ti**
		ppb	ppb	ppb
X		T 77.643%	57.456%	M 6181.000
%RSD		T 0.385	3.758	M 1.389
Run	**Time**	**51V**	**52Cr**	**53Cl O**
		ppb	ppb	ppb
X		190.300	M 205.800	7.879
%RSD		0.793	M 1.946	9.614
Run	**Time**	**55Mn**	**56Fe**	**59Co**
		ppb	ppb	ppb
X		TM 2314.000	TM 76060.000	38.550
%RSD		TM 0.463	TM 0.538	2.739
Run	**Time**	**60Ni**	**65Cu**	**66Zn**
		ppb	ppb	ppb
X		80.270	99.360	M 1515.000
%RSD		4.384	2.759	M 1.676
Run	**Time**	**72Ge**	**75As**	**77Ar Cl**
		ppb	ppb	ppb
X		49.004%	25.280	0.947
%RSD		4.608	0.651	14.510
Run	**Time**	**78Se**	**88Sr**	**95Mo**
		ppb	ppb	ppb
X		3.416	M 566.500	9.668
%RSD		9.051	M 0.497	1.965
Run	**Time**	**105Pd**	**107Ag**	**108Mo O**
		ppb	ppb	ppb
X		0.000	1.333	-77.430
%RSD		0.000	3.736	35.470
Run	**Time**	**111Cd**	**115In**	**118Sn**
		ppb	ppb	ppb
X		13.710	59.838%	20.510
%RSD		5.967	3.126	1.124
Run	**Time**	**121Sb**	**137Ba**	**205Tl**
		ppb	ppb	ppb
X		3.720	M 324.500	1.010
%RSD		1.105	M 0.339	2.826
Run	**Time**	**208Pb**	**209Bi**	
		ppb	ppb	
X		TM 470.600	51.999%	
%RSD		TM 0.785	1.308	

LETQW 6/22/2009 16:42:43 QC Status: PASS (Initial: PASS)

User Pre-dilution: 1.000

Run	Time	6Li	9Be	10B
		ppb	ppb	ppb
X		73.235%	4.685	18.880
%RSD		0.701	2.327	2.484
Run	**Time**	**23Na**	**25Mg**	**27Al**
		ppb	ppb	ppb
X		907.800	M 139000.000	M 27350.000
%RSD		1.532	M 1.518	M 1.993
Run	**Time**	**35Cl**	**39K**	**43Ca**
		ppb	ppb	ppb
X		T 0.000	T 4158.000	TM 265000.000
%RSD		T 0.000	T 0.751	TM 0.226
Run	**Time**	**45Sc**	**45Sc**	**47Ti**
		ppb	ppb	ppb
X		T 79.703%	63.280%	M 1463.000
%RSD		T 0.680	3.148	M 1.398
Run	**Time**	**51V**	**52Cr**	**53Cl O**
		ppb	ppb	ppb
X		142.000	M 310.900	16.600
%RSD		1.592	M 0.389	17.720
Run	**Time**	**55Mn**	**56Fe**	**59Co**
		ppb	ppb	ppb
X		TM 1673.000	TM 77110.000	36.540
%RSD		TM 0.144	TM 0.885	0.641
Run	**Time**	**60Ni**	**65Cu**	**66Zn**
		ppb	ppb	ppb
X		95.450	98.290	M 2086.000
%RSD		2.471	2.052	M 1.005
Run	**Time**	**72Ge**	**75As**	**77Ar Cl**
		ppb	ppb	ppb
X		58.583%	23.640	0.717
%RSD		4.356	2.007	6.547
Run	**Time**	**78Se**	**88Sr**	**95Mo**
		ppb	ppb	ppb
X		2.899	M 276.200	7.843
%RSD		10.060	M 0.415	2.513
Run	**Time**	**105Pd**	**107Ag**	**108Mo O**
		ppb	ppb	ppb
X		0.000	0.839	-56.660
%RSD		0.000	5.555	5.882
Run	**Time**	**111Cd**	**115In**	**118Sn**
		ppb	ppb	ppb
X		11.350	66.535%	15.030
%RSD		3.362	3.126	1.947
Run	**Time**	**121Sb**	**137Ba**	**205Tl**
		ppb	ppb	ppb
X		9.067	M 1351.000	0.227
%RSD		0.479	M 1.430	7.468
Run	**Time**	**208Pb**	**209Bi**	
		ppb	ppb	
X		TM 1304.000	63.639%	
%RSD		TM 0.657	1.202	

LETQX 6/22/2009 17:03:20 QC Status: FAIL (Initial: FAIL)

User Pre-dilution: 1.000

Run	Time	6Li	9Be	10B
		ppb	ppb	ppb
X		69.893%	8.841	95.450
%RSD		1.472	1.778	4.523
Run	**Time**	**23Na**	**25Mg**	**27Al**
		ppb	ppb	ppb
X		3957.000	M 137500.000	TM 77480.000
%RSD		0.851	M 0.915	TM 1.264
Run	**Time**	**35Cl**	**39K**	**43Ca**
		ppb	ppb	ppb
X		T 0.000	T 6330.000	TM 472200.000
%RSD		T 0.000	T 0.547	TM 0.354
Run	**Time**	**45Sc**	**45Sc**	**47Ti**
		ppb	ppb	ppb
X		T 85.982%	66.768%	M 3808.000
%RSD		T 0.657	5.384	M 0.958
Run	**Time**	**51V**	**52Cr**	**53Cl O**
		ppb	ppb	ppb
X		M 572.400	M 514.300	29.770
%RSD		M 1.181	M 2.118	2.000
Run	**Time**	**55Mn**	**56Fe**	**59Co**
		ppb	ppb	ppb
X		TM 9187.000	TM 109200.000	36.270
%RSD		TM 0.377	TM 0.994	3.373
Run	**Time**	**60Ni**	**65Cu**	**66Zn**
		ppb	ppb	ppb
X		M 200.400	M 218.700	M 2943.000
%RSD		M 2.402	M 2.906	M 2.024
Run	**Time**	**72Ge**	**75As**	**77Ar Cl**
		ppb	ppb	ppb
X		57.968%	42.870	0.774
%RSD		5.788	0.688	10.930
Run	**Time**	**78Se**	**88Sr**	**95Mo**
		ppb	ppb	ppb
X		6.641	M 804.100	21.400
%RSD		1.240	M 0.563	5.031
Run	**Time**	**105Pd**	**107Ag**	**108Mo O**
		ppb	ppb	ppb
X		0.000	2.283	-117.500
%RSD		0.000	2.692	13.040
Run	**Time**	**111Cd**	**115In**	**118Sn**
		ppb	ppb	ppb
X		34.330	66.631%	41.350
%RSD		2.392	4.362	0.467
Run	**Time**	**121Sb**	**137Ba**	**205Tl**
		ppb	ppb	ppb
X		88.970	M 1512.000	0.087
%RSD		1.040	M 0.533	14.430
Run	**Time**	**208Pb**	**209Bi**	
		ppb	ppb	
X		TM 361.000	217.177%	
%RSD		TM 0.351	1.898	

North Canton

LETQ2 6/22/2009 17:07:24 QC Status: PASS (Initial: PASS)

User Pre -dilution: 1.000

Run	Time	6Li	9Be	10B
		ppb	ppb	ppb
X		87.721%	18.070	18.600
%RSD		0.352	0.929	4.642
Run	Time	23Na	25Mg	27Al
		ppb	ppb	ppb
X		1212.000	15030.000	M 37470.000
%RSD		1.875	1.320	M 0.754
Run	Time	35Cl	39K	43Ca
		ppb	ppb	ppb
X		T 0.000	T 4225.000	19430.000
%RSD		T 0.000	T 0.534	0.750
Run	Time	45Sc	45Sc	47Ti
		ppb	ppb	ppb
X		T 102.248%	79.513%	M 1237.000
%RSD		T 0.133	4.712	M 0.599
Run	Time	51V	52Cr	53ClO
		ppb	ppb	ppb
X		M 636.200	M 478.800	30.930
%RSD		M 1.166	M 1.731	11.100
Run	Time	55Mn	56Fe	59Co
		ppb	ppb	ppb
X		TM 1305.000	TM 212000.000	117.400
%RSD		TM 0.366	TM 1.019	1.901
Run	Time	60Ni	65Cu	66Zn
		ppb	ppb	ppb
X		M 198.900	M 236.600	M 2096.000
%RSD		M 1.573	M 2.096	M 1.546
Run	Time	72Ge	75As	77ArCl
		ppb	ppb	ppb
X		77.117%	36.730	0.866
%RSD		3.310	2.004	19.820
Run	Time	78Se	88Sr	95Mo
		ppb	ppb	ppb
X		8.358	97.960	13.090
%RSD		7.537	0.966	4.488
Run	Time	105Pd	107Ag	109Mo O
		ppb	ppb	ppb
X		0.000	1.974	-176.500
%RSD		0.000	2.329	15.250
Run	Time	111Cd	115In	118Sn
		ppb	ppb	ppb
X		21.700	82.255%	33.390
%RSD		1.657	3.343	0.139
Run	Time	121Sb	137Ba	205Tl
		ppb	ppb	ppb
X		19.180	M 493.500	0.731
%RSD		1.426	M 0.131	1.934
Run	Time	208Pb	209Bi	
		ppb	ppb	
X		TM 936.700	87.074%	
%RSD		TM 0.487	1.250	

LETQ5 6/22/2009 17:19:40 QC Status: FAIL (Initial: FAIL)

User Pre -dilution: 1.000

Run	Time	6Li	9Be	10B
		ppb	ppb	ppb
X		55.344%	2.564	27.070
%RSD		1.156	2.562	3.179
Run	**Time**	**23Na**	**25Mg**	**27Al**
		ppb	ppb	ppb
X		1091.000	M 226200.000	M 24500.000
%RSD		1.177	M 0.255	M 1.406
Run	**Time**	**35Cl**	**39K**	**43Ca**
		ppb	ppb	ppb
X		0.000	T 2581.000	TM 485500.000
%RSD		0.000	T 0.627	TM 0.206
Run	**Time**	**45Sc**	**45Sc**	**47Ti**
		ppb	ppb	ppb
X		T 78.797%	56.453%	M 1061.000
%RSD		T 0.335	4.366	M 1.910
Run	**Time**	**51V**	**52Cr**	**53Cl O**
		ppb	ppb	ppb
X		M 207.600	187.600	5.554
%RSD		M 0.248	1.489	11.030
Run	**Time**	**55Mn**	**56Fe**	**59Co**
		ppb	ppb	ppb
X		TM 2681.000	TM 195900.000	33.750
%RSD		TM 0.345	TM 0.737	1.338
Run	**Time**	**60Ni**	**65Cu**	**66Zn**
		ppb	ppb	ppb
X		86.210	M 389.300	M 1669.000
%RSD		0.425	M 1.886	M 1.640
Run	**Time**	**72Ge**	**75As**	**77Ar Cl**
		ppb	ppb	ppb
X		50.567%	29.690	0.596
%RSD		5.285	2.875	12.950
Run	**Time**	**78Se**	**88Sr**	**95Mo**
		ppb	ppb	ppb
X		2.630	M 503.200	15.360
%RSD		12.900	M 1.327	1.152
Run	**Time**	**105Pd**	**107Ag**	**108Mo O**
		ppb	ppb	ppb
X		0.000	4.054	-23.400
%RSD		0.000	2.787	110.900
Run	**Time**	**111Cd**	**115In**	**118Sn**
		ppb	ppb	ppb
X		73.590	59.152%	M 943.400
%RSD		0.999	3.499	M 0.582
Run	**Time**	**121Sb**	**137Ba**	**205Tl**
		ppb	ppb	ppb
X		M 1029.000	M 271.600	-0.045
%RSD		M 0.344	M 0.792	8.933
Run	**Time**	**208Pb**	**209Bi**	
		ppb	ppb	
X		TM 20230.000	248.834%	
%RSD		TM 0.400	1.326	

North Canton

Performance Report

Sample details
Acquired at : 6/23/2009 07:40:51
Report name : CCT MODE PERF REPORT [5/14/2008 11:21:44]

Tune conditions

Major	
Extraction	-94.1
Lens 1	-1137
Lens 2	-80.0
Focus	0.0
D1	-51.0
D2	-140
Pole Bias	-14.0
Hexapole Bias	-17.0
Nebuliser	0.91

Minor	
Lens 3	-195.3
Forward power	1404
Horizontal	80
Vertical	253
DA	-22.0
Cool	13.0
Auxiliary	0.90
Sampling Depth	150

Global	
Standard resolution	130
High resolution	130
Analogue Detector	1598
PC Detector	3324

Add. Gases	
He_H2	1.45
Do Not Use	0.00

Sensitivity and stability results

Acquisition parameters
Sweeps : 30

Run	Time	78Se	115In
	Dwell (mSecs)	500.0	10.0
	%RSD	-	5.0%
Limits	Countrate	<20	>75000
1	07:40:52	9.533	87998.366
2	07:41:09	9.000	88846.180
3	07:41:26	8.867	89603.551
4	07:41:44	8.667	90672.643
5	07:42:01	9.067	92150.717
x̄		9.027	89854.292
σ		0.32	1617.63
%RSD		3.565	1.800

Result : The performance report passed.

Performance Report

Sample details
Acquired at : 6/23/2009 07:37:27
Report name : STD MODE PERF REPORT [3/11/2009 10:49:24]

Mass Calibration verification

Acquisition parameters
Sweeps : 10
Dwell : 5.0 mSecs
Point spacing : 0.02 amu
Peak width measured at 10% of the peak maximum

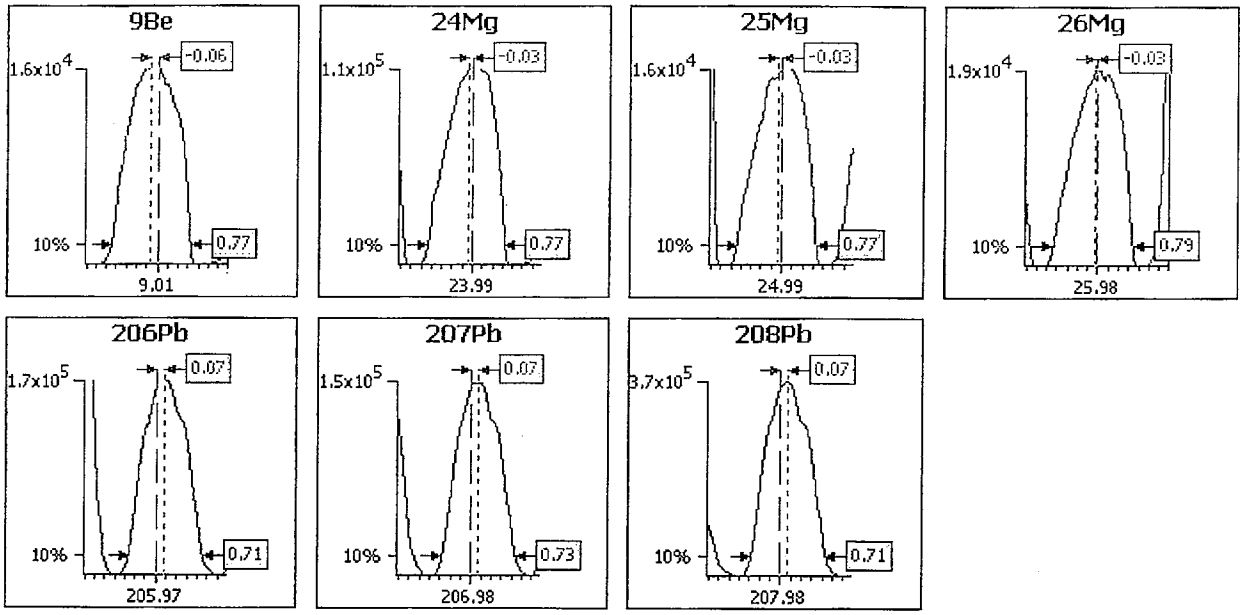

Analyte	Limits			Results	
	Max. width	Min. width	Max. error	Peak width	Peak error
9Be	0.85	0.65	0.10	0.77	-0.06
24Mg	0.85	0.65	0.10	0.77	-0.03
25Mg	0.85	0.65	0.10	0.77	-0.03
26Mg	0.85	0.65	0.10	0.79	-0.03
206Pb	0.85	0.65	0.10	0.71	0.07
207Pb	0.85	0.65	0.10	0.73	0.07
208Pb	0.85	0.65	0.10	0.71	0.07

Sample details
Acquired at : 6/23/2009 07:37:27
Report name : STD MODE PERF REPORT [3/11/2009 10:49:24]

Tune conditions

Major	
Extraction	-105.9
Lens 1	-1161
Lens 2	-80.0
Focus	11.0
D1	-45.5
D2	-140
Pole Bias	-4.0
Hexapole Bias	-1.0
Nebuliser	0.90

Minor	
Lens 3	-195.3
Forward power	1404
Horizontal	80
Vertical	253
DA	-46.3
Cool	13.0
Auxiliary	0.70
Sampling Depth	150

Global	
Standard resolution	130
High resolution	130
Analogue Detector	1598
PC Detector	3324

Add. Gases	
He_H2	0.00
Do Not Use	0.00

Sensitivity and stability results

Acquisition parameters
Sweeps : 30

Run	Time	5Bkg	9Be	24Mg	25Mg	26Mg	59Co	137Ba++	101Bkg	115In
Dwell (mSecs)		100.0	10.0	10.0	10.0	10.0	10.0	30.0	100.0	10.0
Limits	%RSD	-	5.0%	-	5.0%	-	5.0%	-	-	5.0%
	Countrate	-	>8000	>10000	>10000	>10000	>100000	-	-	>300000
1	07:38:01	0.000	16264.599	116653.48	15967.645	18874.014	162427.64	941.138	7.333	485534.10
2	07:38:19	0.000	16531.528	117066.36	15680.706	18723.845	163323.00	961.139	8.667	482120.45
3	07:38:36	0.000	16494.825	116334.60	15307.026	19090.928	163063.81	904.469	3.667	486910.04
4	07:38:54	0.000	16501.498	115250.44	16031.039	18643.755	164585.32	927.804	8.000	480985.01
5	07:39:11	0.333	16368.033	114632.87	15840.858	18270.008	164454.04	897.802	6.333	484775.83
x		0.067	16432.097	115987.55	15765.455	18720.510	163570.76	926.470	6.800	484065.09
σ		0.15	112.69	1013.19	289.15	303.98	926.64	26.10	1.95	2450.79
%RSD		223.607	0.686	0.874	1.834	1.624	0.567	2.817	28.709	0.506

Run	Time	137Ba	140Ce	156Ce O	206Pb	207Pb	208Pb	220Bkg
Dwell (mSecs)		10.0	10.0	30.0	10.0	10.0	10.0	100.0
Limits	%RSD	-	-	-	-	-	5.0%	-
	Countrate	-	-	-	>100000	>100000	>100000	<5
1	07:38:01	59519.421	484285.21	11443.928	178810.75	145882.33	360800.15	0.000
2	07:38:19	59790.388	487133.09	11785.276	178884.87	146067.28	362540.65	0.000
3	07:38:36	59328.743	487589.48	11344.971	178433.40	145478.83	362104.65	0.000
4	07:38:54	58984.190	489325.94	12078.820	178254.84	144658.40	361542.65	0.000
5	07:39:11	59659.922	484782.69	11425.026	176998.22	143945.60	360715.00	0.000
x		59456.533	486623.28	11615.604	178276.42	145206.49	361540.62	0.000
σ		314.73	2082.80	309.19	760.69	889.12	798.14	0.00
%RSD		0.529	0.428	2.662	0.427	0.612	0.221	0.000

Ratio results

Run	Time	137Ba++/137Ba	156Ce O/140Ce
Ratio limits		<0.0300	<0.0300
1	07:38:01	0.016	0.024
2	07:38:19	0.016	0.024
3	07:38:36	0.015	0.023
4	07:38:54	0.016	0.025
5	07:39:11	0.015	0.024
x		0.0156	0.0239
σ		0.00	0.00
%RSD		2.7152	2.3700

Result : The performance report passed.

LETQK/20 6/23/2009 14:07:51 QC Status: PASS (Initial: PASS)

User Pre-dilution: 1.000

Run	Time	6Li	9Be	10B
		ppb	ppb	ppb
X		100.256%	0.220	1.339
%RSD		1.193	7.069	20.130
Run	Time	23Na	25Mg	27Al
		ppb	ppb	ppb
X		48.790	4036.000	M 1999.000
%RSD		3.220	3.287	M 1.810
Run	Time	35Cl	39K	43Ca
		ppb	ppb	ppb
X		T 0.000	195.900	8922.000
%RSD		T 0.000	0.360	0.281
Run	Time	45Sc	45Sc	47Ti
		ppb	ppb	ppb
X		T 101.873%	100.452%	77.330
%RSD		T 0.982	6.708	5.157
Run	Time	51V	52Cr	53Cl [O]
		ppb	ppb	ppb
X		7.849	6.884	-0.608
%RSD		1.031	3.131	163.400
Run	Time	55Mn	56Fe	59Co
		ppb	ppb	ppb
X		T 124.100	3905.000	1.289
%RSD		T 0.803	0.624	4.967
Run	Time	60Ni	65Cu	66Zn
		ppb	ppb	ppb
X		8.847	6.704	51.030
%RSD		1.721	1.684	2.366
Run	Time	72Ge	75As	77Ar [Cl]
		ppb	ppb	ppb
X		99.192%	0.670	0.059
%RSD		5.607	26.250	50.380
Run	Time	78Se	88Sr	95Mo
		ppb	ppb	ppb
X		0.303	17.360	0.147
%RSD		20.120	1.328	41.600
Run	Time	105Pd	107Ag	108Mo [O]
		ppb	ppb	ppb
X		0.000	0.049	-6.374
%RSD		0.000	11.960	88.050
Run	Time	111Cd	115In	118Sn
		ppb	ppb	ppb
X		0.756	99.939%	0.993
%RSD		10.440	5.219	2.495
Run	Time	121Sb	137Ba	205Tl
		ppb	ppb	ppb
X		0.337	18.190	-0.026
%RSD		7.489	1.236	2.983
Run	Time	208Pb	209Bi	
		ppb	ppb	
X		24.120	116.931%	
%RSD		3.137	1.028	

North Canton

LETQX/20 6/23/2009 14:11:54 QC Status: PASS (Initial: PASS)

User Pre -dilution: 1.000

Run	Time	6Li	9Be	10B
		ppb	ppb	ppb
X		93.906%	0.524	5.806
%RSD		1.215	10.340	4.017
Run	Time	23Na	25Mg	27Al
		ppb	ppb	ppb
X		218.900	8564.000	M 4539.000
%RSD		1.071	2.380	M 2.185
Run	Time	35Cl	39K	43Ca
		ppb	ppb	ppb
X		T 0.000	348.500	25490.000
%RSD		T 0.000	0.402	0.837
Run	Time	45Sc	45Sc	47Ti
		ppb	ppb	ppb
X		T 100.413%	98.021%	M 201.400
%RSD		T 0.563	3.660	M 2.872
Run	Time	51V	52Cr	53Cl O
		ppb	ppb	ppb
X		29.060	27.490	1.812
%RSD		0.915	2.294	55.490
Run	Time	55Mn	56Fe	59Co
		ppb	ppb	ppb
X		T 508.300	5859.000	1.983
%RSD		T 0.230	0.502	8.366
Run	Time	60Ni	65Cu	66Zn
		ppb	ppb	ppb
X		11.750	14.110	181.500
%RSD		3.726	4.742	1.536
Run	Time	72Ge	75As	77Ar Cl
		ppb	ppb	ppb
X		96.234%	2.297	0.076
%RSD		4.231	2.996	151.900
Run	Time	78Se	88Sr	95Mo
		ppb	ppb	ppb
X		0.383	38.490	0.642
%RSD		64.990	0.971	8.324
Run	Time	105Pd	107Ag	108Mo O
		ppb	ppb	ppb
X		0.000	0.157	-7.452
%RSD		0.000	2.474	64.760
Run	Time	111Cd	115In	118Sn
		ppb	ppb	ppb
X		1.974	99.667%	2.300
%RSD		5.890	3.902	4.246
Run	Time	121Sb	137Ba	205Tl
		ppb	ppb	ppb
X		4.958	84.890	-0.029
%RSD		0.557	1.204	9.450
Run	Time	208Pb	209Bi	
		ppb	ppb	
X		56.470	114.332%	
%RSD		0.363	0.466	

North Carolina

LETQ5/20 6/23/2009 14:15:53 QC Status: FAIL (Initial: FAIL)

User Pre -dilution: 1.000

Run	Time	6Li	9Be	10B
		ppb	ppb	ppb
X		98.621%	0.118	1.609
%RSD		0.580	13.030	11.440
Run	Time	23Na	25Mg	27Al
		ppb	ppb	ppb
X		59.270	13330.000	M 1357.000
%RSD		2.401	1.458	M 2.441
Run	Time	35Cl	39K	43Ca
		ppb	ppb	ppb
X		T 0.000	130.400	25270.000
%RSD		T 0.000	0.692	0.506
Run	Time	45Sc	45Sc	47Ti
		ppb	ppb	ppb
X		T 103.757%	98.926%	53.620
%RSD		T 0.537	4.007	5.255
Run	Time	51V	52Cr	53Cl O
		ppb	ppb	ppb
X		10.310	9.668	0.552
%RSD		4.066	1.021	100.800
Run	Time	55Mn	56Fe	59Co
		ppb	ppb	ppb
X		T 141.000	10380.000	1.951
%RSD		T 0.196	0.692	2.066
Run	Time	60Ni	65Cu	66Zn
		ppb	ppb	ppb
X		5.045	24.520	104.900
%RSD		6.432	3.812	0.919
Run	Time	72Ge	75As	77Ar Cl
		ppb	ppb	ppb
X		96.841%	1.887	-0.000
%RSD		3.169	7.655	9960.000
Run	Time	78Se	88Sr	95Mo
		ppb	ppb	ppb
X		0.132	23.600	0.704
%RSD		30.320	2.104	10.800
Run	Time	105Pd	107Ag	108Cd O
		ppb	ppb	ppb
X		0.000	0.253	2.251
%RSD		0.000	7.944	459.800
Run	Time	111Cd	115In	118Sn
		ppb	ppb	ppb
X		4.361	100.640%	50.350
%RSD		8.105	3.944	0.907
Run	Time	121Sb	137Ba	205Tl
		ppb	ppb	ppb
X		60.260	15.550	-0.045
%RSD		1.114	0.324	7.564
Run	Time	208Pb	209Bi	
		ppb	ppb	
X		TM 4059.000	120.066%	
%RSD		TM 0.571	0.704	

TestAmerica North Canton

Metals Data Reporting Form

Instrument Detection Limits

Instrument: CVAA **Units:** ppb

Element	Wavelength	Reporting Limit	IDL	Date of IDL
Mercury	253.700	0.6	0.10	01/13/09

TestAmerica North Canton

Metals Data Reporting Form

Instrument Detection Limits

Instrument: ICPMS **Units:** ppb

Element	Mass	Reporting Limit	IDL	Date of IDL
Antimony	121	2.0	0.055	06/11/09
Arsenic	75	5.0	0.21	06/11/09
Barium	137	1.0	0.052	06/11/09
Beryllium	9	1.0	0.037	06/11/09
Cadmium	111	1.0	0.027	06/11/09
Chromium	52	2.0	0.066	06/11/09
Cobalt	59	1.0	0.033	06/11/09
Copper	65	2.0	0.064	06/11/09
Iron	56	100.0	11.0	06/11/09
Lead	208	1.0	0.034	06/11/09
Manganese	55	15.0	0.14	06/11/09
Molybdenum	95	2.0	0.20	06/11/09
Nickel	60	1.0	0.10	06/11/09
Selenium	78	5.0	0.14	06/11/09
Silver	107	1.0	0.033	06/11/09
Thallium	205	1.0	0.12	06/11/09
Vanadium	51	5.0	0.60	06/11/09
Zinc	66	10.0	0.85	06/11/09

TestAmerica North Canton

Metals Data Reporting Form

Linear Dynamic Ranges

Instrument: ICPMS **Units:** ppb

Element	Wavelength /Mass	Linear Range	Date of Linear Range
Antimony	121.00	1000	09/29/08
Arsenic	75.00	10000	09/29/08
Barium	137.00	10000	09/29/08
Beryllium	9.00	10000	09/29/08
Cadmium	111.00	10000	09/29/08
Chromium	52.00	10000	09/29/08
Cobalt	59.00	10000	09/29/08
Copper	65.00	10000	09/29/08
Iron	56.00	500000	09/29/08
Lead	208.00	10000	09/29/08
Manganese	55.00	10000	09/29/08
Molybdenum	95.00	10000	09/29/08
Nickel	60.00	10000	09/29/08
Selenium	78.00	10000	09/29/08
Silver	107.00	10000	09/29/08
Thallium	205.00	10000	09/29/08
Vanadium	51.00	10000	09/29/08
Zinc	66.00	10000	09/29/08

TCLP

: Instrument Upload Run Log - Page 1 :
: Started Tue Jun 16 07:07:08 2009 by MUSSELMN :
: Data File: UPL$CAN_DATA_ROOT:<TJA>I50615A.ARC;1 :

#	WorkOrder	Dilution	Date	Time	Batch	Lot	Instrument
1	STD1	1	15-JUN-2009	11:40:00			I5
2	CALSTD	1	15-JUN-2009	11:44:00			I5
3	CAL	1	15-JUN-2009	11:49:00			I5
4	ICV	1	15-JUN-2009	11:53:00			I5
5	ICB	1	15-JUN-2009	11:59:00			I5
6	CRI\MRL	1	15-JUN-2009	12:04:00			I5
7	ICSA	1	15-JUN-2009	12:09:00			I5
8	ICSAB	1	15-JUN-2009	12:14:00			I5
9	CCV	1	15-JUN-2009	12:20:00			I5
10	CCB	1	15-JUN-2009	12:26:00			I5
11	LEMJL	5	15-JUN-2009	13:06:00	9162017	A9F100170	I5
12	LEMJLS	5	15-JUN-2009	13:11:00	9162017	A9F100170	I5
13	LEMJLD	5	15-JUN-2009	13:16:00	9162017	A9F100170	I5
14	LEMJ5	5	15-JUN-2009	13:21:00	9162017	A9F100170	I5
15	LEM4E	20	15-JUN-2009	13:26:00	9162017	A9F100252	I5
16	LEM76	5	15-JUN-2009	13:30:00	9162020	C9F09221	I5
17	LEWGP	1	15-JUN-2009	13:35:00	9166013	A9F130140	I5
18	LEWGPS	1	15-JUN-2009	13:39:00	9166013	A9F130140	I5
19	LEWGPD	1	15-JUN-2009	13:44:00	9166013	A9F130140	I5
20	LEWGT	1	15-JUN-2009	13:49:00	9166013	A9F130140	I5
21	CCV	1	15-JUN-2009	13:55:00			I5
22	CCB	1	15-JUN-2009	14:01:00			I5
23	LEM0D	1	15-JUN-2009	14:05:00	9166013	A9F100230	I5
24	LENCE	1	15-JUN-2009	14:10:00	9166013	A9F100230	I5
25	LENCG	1	15-JUN-2009	14:15:00	9166013	A9F100230	I5
26	LENCK	1	15-JUN-2009	14:20:00	9166013	A9F100230	I5
27	LENCKL	1	15-JUN-2009	14:25:00			I5
28	LERGLB	1	15-JUN-2009	14:30:00	9163014	A9F120000	I5
29	LERGLC	1	15-JUN-2009	14:35:00	9163014	A9F120000	I5
30	LEPCP	1	15-JUN-2009	14:40:00	9163014	A9F110145	I5
31	LEPDW	1	15-JUN-2009	14:45:00	9163014	A9F110145	I5
32	LEPEC	1	15-JUN-2009	14:49:00	9163014	A9F110145	I5
33	CCV	1	15-JUN-2009	14:55:00			I5
34	CCB	1	15-JUN-2009	15:01:00			I5
35	LEN7H	1	15-JUN-2009	15:05:00	9163014	A9F110128	I5
36	LEN7HL	1	15-JUN-2009	15:10:00			I5
37	LEPEW	1	15-JUN-2009	15:15:00	9163014	A9F110153	I5
38	LEQA0	1	15-JUN-2009	15:19:00	9163014	A9F110245	I5
39	LEQA5	1	15-JUN-2009	15:24:00	9163014	A9F110245	I5
40	LEQA6	1	15-JUN-2009	15:28:00	9163014	A9F110245	I5
41	LEQA7	1	15-JUN-2009	15:33:00	9163014	A9F110245	I5
42	LEQA8	1	15-JUN-2009	15:37:00	9163014	A9F110245	I5
43	LEPN8	1	15-JUN-2009	15:42:00	9163014	A9F110184	I5
44	LEPP9	1	15-JUN-2009	15:46:00	9163014	A9F110188	I5

(continued)

#	WorkOrder	Dilution	Date	Time	Batch	Lot	Instrument
45	CCV	1	15-JUN-2009	15:52:00			I5
46	CCB	1	15-JUN-2009	15:58:00			I5
47	LEPQN	1	15-JUN-2009	16:03:00	9163014	A9F110188	I5
48	LENDJ	1	15-JUN-2009	16:07:00	9163014	A9F100286	I5
49	LEN5R	1	15-JUN-2009	16:12:00	9163014	9F10242	I5
50	LEQK6	1	15-JUN-2009	16:16:00	9163014	A9F110284	I5
51	LEQK6S	1	15-JUN-2009	16:21:00	9163014	A9F110284	I5
52	LEQK6D	1	15-JUN-2009	16:26:00	9163014	A9F110284	I5
53	LEQ1L	100	15-JUN-2009	16:31:00	9163014	A9F110327	I5
54	LEQ1X	100	15-JUN-2009	16:36:00	9163014	A9F110327	I5
55	LEQ11	100	15-JUN-2009	16:40:00	9163014	A9F110327	I5
56	LERGWB	1	15-JUN-2009	16:46:00	9163018	A9F120000	I5
57	CCV	1	15-JUN-2009	16:51:00			I5
58	CCB	1	15-JUN-2009	16:57:00			I5
59	LERGWC	1	15-JUN-2009	17:02:00	9163018	A9F120000	I5
60	LEPA5	1	15-JUN-2009	17:07:00	9163018	A9F110141	I5
61	LEPCL	1	15-JUN-2009	17:12:00	9163018	A9F110144	I5
62	LEPCX	1	15-JUN-2009	17:16:00	9163018	A9F110146	I5
63	LEQFH	1	15-JUN-2009	17:21:00	9163018	A9F110270	I5
64	LEQGR	1	15-JUN-2009	17:26:00	9163018	A9F110279	I5
65	LEP09	1	15-JUN-2009	17:30:00	9163018	A9F110209	I5
66	LEP2L	1	15-JUN-2009	17:35:00	9163018	A9F110209	I5
67	LEP2M	1	15-JUN-2009	17:39:00	9163018	A9F110209	I5
68	LEP2N	1	15-JUN-2009	17:44:00	9163018	A9F110209	I5
69	CCV	1	15-JUN-2009	17:50:00			I5
70	CCB	1	15-JUN-2009	17:55:00			I5
71	LEPM0F	1	15-JUN-2009	18:00:00	9163018	A9F110180	I5
72	LEPM0FL	1	15-JUN-2009	18:05:00			I5
73	LEPNQF	1	15-JUN-2009	18:09:00	9163018	A9F110180	I5
74	LEQE6F	1	15-JUN-2009	18:14:00	9163018	A9F110267	I5
75	LEQE6FS	1	15-JUN-2009	18:18:00	9163018	A9F110267	I5
76	LEQE6FD	1	15-JUN-2009	18:23:00	9163018	A9F110267	I5
77	LEQF2F	1	15-JUN-2009	18:28:00	9163018	A9F110267	I5
78	LEQF3F	1	15-JUN-2009	18:33:00	9163018	A9F110267	I5
79	LERGJBF	1	15-JUN-2009	18:38:00	9163013	A9F120000	I5
80	LERGJCF	1	15-JUN-2009	18:43:00	9163013	A9F120000	I5
81	CCV	1	15-JUN-2009	18:49:00			I5
82	CCB	1	15-JUN-2009	18:55:00			I5
83	LEPVHF	1	15-JUN-2009	18:59:00	9163013	A9F110190	I5
84	LEPVTF	1	15-JUN-2009	19:04:00	9163013	A9F110190	I5
85	LEPVTFS	1	15-JUN-2009	19:08:00	9163013	A9F110190	I5
86	LEPVTFD	1	15-JUN-2009	19:13:00	9163013	A9F110190	I5
87	LEPV1F	1	15-JUN-2009	19:18:00	9163013	A9F110190	I5
88	LEPV3F	1	15-JUN-2009	19:23:00	9163013	A9F110190	I5

(continued)

#	WorkOrder	Dilution	Date	Time	Batch	Lot	Instrument
89	LEPWCF	1	15-JUN-2009	19:27:00			I5
90	LEPWCFL	1	15-JUN-2009	19:32:00			I5
91	LEPWJF	1	15-JUN-2009	19:37:00			I5
92	LEPWRF	1	15-JUN-2009	19:41:00			I5
93	CCV	1	15-JUN-2009	19:47:00			I5
94	CCB	1	15-JUN-2009	19:53:00			I5
95	LERGNB	1	15-JUN-2009	19:58:00			I5
96	LERGNC	1	15-JUN-2009	20:02:00			I5
97	LEPPE	1	15-JUN-2009	20:08:00			I5
98	LEPPES	1	15-JUN-2009	20:12:00			I5
99	LEPPED	1	15-JUN-2009	20:17:00			I5
100	LEPPK	1	15-JUN-2009	20:22:00			I5
101	LEPPL	1	15-JUN-2009	20:27:00			I5
102	LEPPN	1	15-JUN-2009	20:31:00			I5
103	LEPPQ	1	15-JUN-2009	20:36:00			I5
104	LEPPT	1	15-JUN-2009	20:40:00			I5
105	CCV	1	15-JUN-2009	20:46:00			I5
106	CCB	1	15-JUN-2009	20:52:00			I5
107	LEP51	1	15-JUN-2009	20:57:00			I5
108	LEP51F	1	15-JUN-2009	21:01:00			I5
109	LEP51FL	1	15-JUN-2009	21:06:00			I5
110	LEP6K	1	15-JUN-2009	21:10:00			I5
111	LEP6KF	1	15-JUN-2009	21:15:00			I5
112	LEP6M	1	15-JUN-2009	21:20:00			I5
113	LEP6MF	1	15-JUN-2009	21:24:00			I5
114	LEP6P	1	15-JUN-2009	21:29:00			I5
115	LEP6PF	1	15-JUN-2009	21:33:00			I5
116	LEP6Q	1	15-JUN-2009	21:38:00			I5
117	CCV	1	15-JUN-2009	21:44:00			I5
118	CCB	1	15-JUN-2009	21:50:00			I5
119	LEP6QF	1	15-JUN-2009	21:54:00			I5
120	CCV	1	15-JUN-2009	22:00:00			I5
121	CCB	1	15-JUN-2009	22:06:00			I5
122	CCV	1	16-JUN-2009	09:03:00			I5
123	CCB	1	16-JUN-2009	09:09:00			I5
124	CCV	1	16-JUN-2009	11:27:00			I5
125	CCB	1	16-JUN-2009	11:33:00			I5
126	LEP09	5	16-JUN-2009	11:37:00	9163018	A9F110209	I5
127	LEP2N	5	16-JUN-2009	11:42:00	9163018	A9F110209	I5
128	LENDJ	5	16-JUN-2009	11:46:00	9163014	A9F100286	I5
129	LEXDFB	1	16-JUN-2009	11:52:00	9166022	A9F150000	I5
130	LEXDFC	1	16-JUN-2009	11:56:00	9166022	A9F150000	I5
131	LEWK4	1	16-JUN-2009	12:01:00	9166022	A9F130153	I5
132	LEWK4L	1	16-JUN-2009	12:06:00			I5

(continued)

#	WorkOrder	Dilution	Date	Time	Batch	Lot	Instrument
133	LEWRG	1	16-JUN-2009	12:11:00	9166022	A9F130184	I5
134	LEWRL	1	16-JUN-2009	12:15:00	9166022	A9F130184	I5
135	LETLR	1	16-JUN-2009	12:20:00	9166022	A9F120205	I5
136	CCV	1	16-JUN-2009	12:26:00			I5
137	CCB	1	16-JUN-2009	12:31:00			I5
138	LETMF	1	16-JUN-2009	12:36:00	9166022	A9F120205	I5
139	LETMG	1	16-JUN-2009	12:41:00	9166022	A9F120205	I5
140	LETMN	1	16-JUN-2009	12:46:00	9166022	A9F120205	I5
141	LETQ9	1	16-JUN-2009	12:50:00	9166022	A9F120226	I5
142	LEVAG	1	16-JUN-2009	12:55:00	9166022	A9F120294	I5
143	LEVAN	1	16-JUN-2009	13:00:00	9166022	A9F120294	I5
144	LEWEM	1	16-JUN-2009	13:04:00	9166022	A9F130133	I5
145	LEWEN	1	16-JUN-2009	13:09:00	9166022	A9F130133	I5
146	LEWENS	1	16-JUN-2009	13:13:00	9166022	A9F130133	I5
147	LEWEND	1	16-JUN-2009	13:18:00	9166022	A9F130133	I5
148	CCV	1	16-JUN-2009	13:24:00			I5
149	CCB	1	16-JUN-2009	13:29:00			I5
150	LEWEP	1	16-JUN-2009	13:34:00	9166022	A9F130133	I5
151	LEWEQ	1	16-JUN-2009	13:38:00	9166022	A9F130133	I5
152	LEWER	1	16-JUN-2009	13:43:00	9166022	A9F130133	I5
153	LEQDG	1	16-JUN-2009	13:48:00	9166022	C9F09221	I5
154	LEXDAB	1	16-JUN-2009	13:53:00	9166020	A9F150000	I5
155	LEXDAC	1	16-JUN-2009	13:58:00	9166020	A9F150000	I5
156	LER0T	1	16-JUN-2009	14:03:00	9166020	A9F120141	I5
157	LER03	1	16-JUN-2009	14:07:00	9166020	A9F120141	I5
158	LER03S	1	16-JUN-2009	14:12:00	9166020	A9F120141	I5
159	LER03D	1	16-JUN-2009	14:17:00	9166020	A9F120141	I5
160	CCV	1	16-JUN-2009	14:22:00			I5
161	CCB	1	16-JUN-2009	14:28:00			I5
162	LER04	1	16-JUN-2009	14:33:00	9166020	A9F120141	I5
163	LER04L	1	16-JUN-2009	14:37:00			I5
164	LER05	1	16-JUN-2009	14:42:00	9166020	A9F120141	I5
165	LER06	1	16-JUN-2009	14:46:00	9166020	A9F120141	I5
166	LER07	1	16-JUN-2009	14:51:00	9166020	A9F120141	I5
167	LER08	1	16-JUN-2009	14:56:00	9166020	A9F120141	I5
168	LER09	1	16-JUN-2009	15:00:00	9166020	A9F120141	I5
169	LER1A	1	16-JUN-2009	15:05:00	9166020	A9F120141	I5
170	LEXC0BF	1	16-JUN-2009	15:10:00	9166014	A9F150000	I5
171	LEXC0CF	1	16-JUN-2009	15:15:00	9166014	A9F150000	I5
172	CCV	1	16-JUN-2009	15:20:00			I5
173	CCB	1	16-JUN-2009	15:26:00			I5
174	LER38F	1	16-JUN-2009	15:31:00	9166014	A9F120149	I5
175	LER4AF	1	16-JUN-2009	15:35:00	9166014	A9F120149	I5
176	LER4LF	1	16-JUN-2009	15:40:00	9166014	A9F120149	I5

(continued)

#	WorkOrder	Dilution	Date	Time	Batch	Lot	Instrument
177	LER4LFL	1	16-JUN-2009	15:45:00			I5
178	LER4TF	1	16-JUN-2009	15:49:00	9166014	A9F120149	I5
179	LER41F	1	16-JUN-2009	15:54:00	9166014	A9F120149	I5
180	LER48F	1	16-JUN-2009	15:58:00	9166014	A9F120149	I5
181	LER5KF	1	16-JUN-2009	16:03:00	9166014	A9F120149	I5
182	LER5PF	1	16-JUN-2009	16:07:00	9166014	A9F120149	I5
183	LER5PFS	1	16-JUN-2009	16:12:00	9166014	A9F120149	I5
184	CCV	1	16-JUN-2009	16:18:00			I5
185	CCB	1	16-JUN-2009	16:24:00			I5
186	LER5PFD	1	16-JUN-2009	16:28:00	9166014	A9F120149	I5
187	LEXDDB	1	16-JUN-2009	16:34:00	9166021	A9F150000	I5
188	LEXDDC	1	16-JUN-2009	16:38:00	9166021	A9F150000	I5
189	LETAT	1	16-JUN-2009	16:44:00	9166021	A9F120176	I5
190	LETC2	1	16-JUN-2009	16:48:00	9166021	A9F120176	I5
191	LETC4	1	16-JUN-2009	16:53:00	9166021	A9F120176	I5
192	LETC5	1	16-JUN-2009	16:57:00	9166021	A9F120176	I5
193	LETC5L	1	16-JUN-2009	17:02:00			I5
194	LETC5S	1	16-JUN-2009	17:06:00	9166021	A9F120176	I5
195	LETC5D	1	16-JUN-2009	17:11:00	9166021	A9F120176	I5
196	CCV	1	16-JUN-2009	17:17:00			I5
197	CCB	1	16-JUN-2009	17:23:00			I5
198	LETDH	1	16-JUN-2009	17:27:00	9166021	A9F120176	I5
199	LETDJ	1	16-JUN-2009	17:32:00	9166021	A9F120176	I5
200	LETDN	1	16-JUN-2009	17:36:00	9166021	A9F120176	I5
201	LETDP	1	16-JUN-2009	17:41:00	9166021	A9F120176	I5
202	LETDQ	1	16-JUN-2009	17:45:00	9166021	A9F120176	I5
203	LETDT	1	16-JUN-2009	17:50:00	9166021	A9F120176	I5
204	LET2X	1	16-JUN-2009	17:54:00	9166021	A9F120262	I5
205	LET26	1	16-JUN-2009	17:59:00	9166021	A9F120262	I5
206	LET28	1	16-JUN-2009	18:04:00	9166021	A9F120262	I5
207	LET3E	1	16-JUN-2009	18:08:00	9166021	A9F120262	I5
208	CCV	1	16-JUN-2009	18:14:00			I5
209	CCB	1	16-JUN-2009	18:20:00			I5
210	LET3K	1	16-JUN-2009	18:24:00	9166021	A9F120262	I5
211	LET3N	1	16-JUN-2009	18:29:00	9166021	A9F120262	I5
212	LET3P	1	16-JUN-2009	18:34:00	9166021	A9F120262	I5
213	LET3V	1	16-JUN-2009	18:38:00	9166021	A9F120262	I5
214	LET34	1	16-JUN-2009	18:43:00	9166021	A9F120262	I5
215	LET34S	1	16-JUN-2009	18:47:00	9166021	A9F120262	I5
216	LET34D	1	16-JUN-2009	18:52:00	9166021	A9F120262	I5
217	LET4L	1	16-JUN-2009	18:57:00	9166021	A9F120262	I5
218	LE075B	1	16-JUN-2009	19:03:00	9167170	A9F160000	I5
219	LE075C	1	16-JUN-2009	19:07:00	9167170	A9F160000	I5
220	CCV	1	16-JUN-2009	19:13:00			I5

(continued)

#	WorkOrder	Dilution	Date	Time	Batch	Lot	Instrument
221	CCB	1	16-JUN-2009	19:19:00			I5
222	LE058	1	16-JUN-2009	19:23:00			I5
223	LE058L	1	16-JUN-2009	19:28:00			I5
224	LE058S	1	16-JUN-2009	19:32:00			I5
225	LE058D	1	16-JUN-2009	19:37:00			I5
226	CCV	1	16-JUN-2009	19:43:00			I5
227	CCB	1	16-JUN-2009	19:49:00			I5
228	CCV	1	17-JUN-2009	06:42:00			I5
229	CCB	1	17-JUN-2009	06:48:00			I5
230	LER07	5	17-JUN-2009	06:52:00	9166020	A9F120141	I5
231	LER08	5	17-JUN-2009	06:57:00	9166020	A9F120141	I5
232	LER09	5	17-JUN-2009	07:01:00	9166020	A9F120141	I5
233	LER1A	5	17-JUN-2009	07:06:00	9166020	A9F120141	I5
234	LE00LB	1	17-JUN-2009	07:11:00	9167029	A9F160000	I5
235	LE00LC	1	17-JUN-2009	07:16:00	9167029	A9F160000	I5
236	LEQCV	1	17-JUN-2009	07:21:00	9167029	C9F09221	I5
237	LEQCVL	1	17-JUN-2009	07:25:00			I5
238	LEQDA	1	17-JUN-2009	07:30:00	9167029	C9F09221	I5
239	LEQDC	1	17-JUN-2009	07:34:00	9167029	C9F09221	I5
240	CCV	1	17-JUN-2009	07:40:00			I5
241	CCB	1	17-JUN-2009	07:46:00			I5
242	LEQDE	1	17-JUN-2009	07:51:00	9167029	C9F09221	I5
243	LEWN6	1	17-JUN-2009	07:55:00	9167029	C9F13174	I5
244	LEWN6S	1	17-JUN-2009	08:00:00	9167029	C9F13174	I5
245	LEWN6D	1	17-JUN-2009	08:04:00	9167029	C9F13174	I5
246	LEWQ6	1	17-JUN-2009	08:09:00	9167029	C9F13174	I5
247	LEWQ7	1	17-JUN-2009	08:14:00	9167029	C9F13174	I5
248	LEWQ8	1	17-JUN-2009	08:18:00	9167029	C9F13174	I5
249	LEWQ9	1	17-JUN-2009	08:23:00	9167029	C9F13174	I5
250	LEWRA	1	17-JUN-2009	08:27:00	9167029	C9F13174	I5
251	LEWRC	1	17-JUN-2009	08:32:00	9167029	C9F13174	I5
252	CCV	1	17-JUN-2009	08:38:00			I5
253	CCB	1	17-JUN-2009	08:44:00			I5
254	LEWRD	1	17-JUN-2009	08:48:00	9167029	C9F13174	I5
255	LEWRE	1	17-JUN-2009	08:53:00	9167029	C9F13174	I5
256	LE00NB	1	17-JUN-2009	08:58:00	9167030	A9F160000	I5
257	LE00NC	1	17-JUN-2009	09:02:00	9167030	A9F160000	I5
258	LEM64	1	17-JUN-2009	09:07:00	9167030	9F10267	I5
259	LEM64L	1	17-JUN-2009	09:12:00			I5
260	LEM66	1	17-JUN-2009	09:17:00	9167030	9F10267	I5
261	LEM67	1	17-JUN-2009	09:21:00	9167030	9F10267	I5
262	LEM69	1	17-JUN-2009	09:26:00	9167030	9F10267	I5
263	LEM7A	1	17-JUN-2009	09:30:00	9167030	9F10267	I5
264	CCV	1	17-JUN-2009	09:36:00			I5

(continued)

#	WorkOrder	Dilution	Date	Time	Batch	Lot	Instrument
265	CCB	1	17-JUN-2009	09:42:00			I5
266	LEM7C	1	17-JUN-2009	09:47:00	9167030	9F10267	I5
267	LEQAJ	1	17-JUN-2009	09:51:00	9167030	C9F11242	I5
268	LEQAR	1	17-JUN-2009	09:56:00	9167030	C9F11242	I5
269	LEQAV	1	17-JUN-2009	10:00:00	9167030	C9F11242	I5
270	LEQAW	1	17-JUN-2009	10:05:00	9167030	C9F11242	I5
271	LEQAX	1	17-JUN-2009	10:09:00	9167030	C9F11242	I5
272	LEQCG	1	17-JUN-2009	10:14:00	9167030	C9F11242	I5
273	LEQCGS	1	17-JUN-2009	10:19:00	9167030	C9F11242	I5
274	LEQCGD	1	17-JUN-2009	10:23:00	9167030	C9F11242	I5
275	LEQCN	1	17-JUN-2009	10:28:00	9167030	C9F11242	I5
276	CCV	1	17-JUN-2009	10:34:00			I5
277	CCB	1	17-JUN-2009	10:40:00			I5
278	LEVTJ	1	17-JUN-2009	10:44:00	9167030	C9F11242	I5
279	LEVTN	1	17-JUN-2009	10:49:00	9167030	C9F11242	I5
280	LEVTP	1	17-JUN-2009	10:53:00	9167030	C9F11242	I5
281	LEVTQ	1	17-JUN-2009	10:58:00	9167030	C9F11242	I5
282	LEVTT	1	17-JUN-2009	11:03:00	9167030	C9F11242	I5
283	LEVTW	1	17-JUN-2009	11:07:00	9167030	C9F11242	I5
284	LEVVH	1	17-JUN-2009	11:12:00	9167030	C9F11242	I5
285	LEXH9BT	1	17-JUN-2009	11:17:00	9167020	A9F150000	I5
286	LE0X3BT	1	17-JUN-2009	11:21:00	9167020	A9F160000	I5
287	LE0X3CT	1	17-JUN-2009	11:26:00	9167020	A9F160000	I5
288	CCV	1	17-JUN-2009	11:33:00			I5
289	CCB	1	17-JUN-2009	11:39:00			I5
290	LET2LT	1	17-JUN-2009	11:43:00	9167020	D9F120256	I5
291	LEM0DT	1	17-JUN-2009	11:48:00	9167020	A9F100230	I5
292	LEM0DTL	1	17-JUN-2009	11:52:00			I5
293	LEM0DTS	5	17-JUN-2009	11:57:00	9167020	A9F100230	I5
294	LEM0DTD	5	17-JUN-2009	12:02:00	9167020	A9F100230	I5
295	LENCET	1	17-JUN-2009	12:07:00	9167020	A9F100230	I5
296	LENCGT	1	17-JUN-2009	12:11:00	9167020	A9F100230	I5
297	LENCKT	1	17-JUN-2009	12:16:00	9167020	A9F100230	I5
298	LEXHHBT	1	17-JUN-2009	12:21:00	9167025	A9F150000	I5
299	LE00CBT	1	17-JUN-2009	12:25:00	9167025	A9F160000	I5
300	CCV	1	17-JUN-2009	12:31:00			I5
301	CCB	1	17-JUN-2009	12:37:00			I5
302	LE00CCT	1	17-JUN-2009	12:42:00	9167025	A9F160000	I5
303	LEJ6LT	10	17-JUN-2009	12:47:00	9167025	A9F090125	I5
304	LETNKT	10	17-JUN-2009	12:51:00	9167025	A9F120211	I5
305	LETNKTL	50	17-JUN-2009	12:56:00			I5
306	LETNKTS	50	17-JUN-2009	13:00:00	9167025	A9F120211	I5
307	LETNKTD	50	17-JUN-2009	13:05:00	9167025	A9F120211	I5
308	LE0X7BT	100	17-JUN-2009	13:10:00	9167023	A9F160000	I5

(continued)

#	WorkOrder	Dilution	Date	Time	Batch	Lot	Instrument
309	LE0X7CT	100	17-JUN-2009	13:14:00	9167023	A9F160000	I5
310	LEJ6LT	100	17-JUN-2009	13:19:00	9167025	A9F090125	I5
311	LETNHT	100	17-JUN-2009	13:24:00	9167023	A9F120211	I5
312	CCV	1	17-JUN-2009	13:30:00			I5
313	CCB	1	17-JUN-2009	13:36:00			I5
314	LETNHTL	500	17-JUN-2009	13:40:00			I5
315	LETNHTS	500	17-JUN-2009	13:45:00	9167023	A9F120211	I5
316	LETNHTD	500	17-JUN-2009	13:50:00	9167023	A9F120211	I5
317	LEXJLBT	1	17-JUN-2009	13:55:00	9167021	A9F150000	I5
318	LE0X5BT	1	17-JUN-2009	13:59:00	9167021	A9F160000	I5
319	LE0X5CT	1	17-JUN-2009	14:04:00	9167021	A9F160000	I5
320	LEKHAT	1	17-JUN-2009	14:09:00	9167021	A9F090172	I5
321	LEKHATL	1	17-JUN-2009	14:13:00			I5
322	LEKHATS	5	17-JUN-2009	14:18:00	9167021	A9F090172	I5
323	LEKHATD	5	17-JUN-2009	14:22:00	9167021	A9F090172	I5
324	CCV	1	17-JUN-2009	14:28:00			I5
325	CCB	1	17-JUN-2009	14:34:00			I5
326	LE2X4B	1	17-JUN-2009	14:44:00	9168019	A9F170000	I5
327	LE2X4C	1	17-JUN-2009	14:49:00	9168019	A9F170000	I5
328	CCV	1	17-JUN-2009	14:55:00			I5
329	CCB	1	17-JUN-2009	15:01:00			I5
330	LE1RC	1	17-JUN-2009	15:05:00	9168019	A9F160177	I5
331	LET72	1	17-JUN-2009	15:10:00	9168019	A9F120282	I5
332	LE136	1	17-JUN-2009	15:14:00	9168019	9F16211	I5
333	LE136S	1	17-JUN-2009	15:19:00	9168019	9F16211	I5
334	LE136D	1	17-JUN-2009	15:23:00	9168019	9F16211	I5
335	LE2G7	1	17-JUN-2009	15:28:00	9168019	A9F160266	I5
336	LE063	1	17-JUN-2009	15:33:00	9168019	A9F160112	I5
337	LE063L	1	17-JUN-2009	15:38:00			I5
338	LE28NB	1	17-JUN-2009	15:43:00	9168134	A9F170000	I5
339	LE28NC	1	17-JUN-2009	15:48:00	9168134	A9F170000	I5
340	CCV	1	17-JUN-2009	15:54:00			I5
341	CCB	1	17-JUN-2009	16:00:00			I5
342	LE26F	1	17-JUN-2009	16:04:00	9168134	A9F170113	I5
343	LE26FS	1	17-JUN-2009	16:09:00	9168134	A9F170113	I5
344	LE26FD	1	17-JUN-2009	16:13:00	9168134	A9F170113	I5
345	LE26K	1	17-JUN-2009	16:18:00	9168134	A9F170113	I5
346	LE272	1	17-JUN-2009	16:23:00	9168134	A9F170117	I5
347	LE276	1	17-JUN-2009	16:28:00	9168134	A9F170117	I5
348	LE277	1	17-JUN-2009	16:32:00	9168134	A9F170117	I5
349	LE279	1	17-JUN-2009	16:37:00	9168134	A9F170117	I5
350	LE28A	1	17-JUN-2009	16:41:00	9168134	A9F170117	I5
351	LE28AL	1	17-JUN-2009	16:46:00			I5
352	CCV	1	17-JUN-2009	16:52:00			I5

(continued)

#	WorkOrder	Dilution	Date	Time	Batch	Lot	Instrument
353	CCB	1	17-JUN-2009	16:58:00			I5
354	LEK5XT	1	17-JUN-2009	17:02:00	9167021	A9F090242	I5
355	LEK6CT	1	17-JUN-2009	17:07:00	9167021	A9F090242	I5
356	LEK6DT	1	17-JUN-2009	17:11:00	9167021	A9F090242	I5
357	LEK6ET	1	17-JUN-2009	17:16:00	9167021	A9F090242	I5
358	LEK6XT	1	17-JUN-2009	17:21:00	9167021	A9F090242	I5
359	LEK64T	1	17-JUN-2009	17:25:00	9167021	A9F090242	I5
360	LEK8RT	1	17-JUN-2009	17:30:00	9167021	A9F090242	I5
361	LEK8XT	1	17-JUN-2009	17:34:00	9167021	A9F090242	I5
362	LEK80T	1	17-JUN-2009	17:39:00	9167021	A9F090242	I5
363	LEK84T	1	17-JUN-2009	17:43:00	9167021	A9F090242	I5
364	CCV	1	17-JUN-2009	17:49:00			I5
365	CCB	1	17-JUN-2009	17:55:00			I5
366	LEK87T	1	17-JUN-2009	18:00:00	9167021	A9F090242	I5
367	LEK9AT	1	17-JUN-2009	18:04:00	9167021	A9F090242	I5
368	LEK9JT	1	17-JUN-2009	18:09:00	9167021	A9F090242	I5
369	LEK9KT	1	17-JUN-2009	18:14:00	9167021	A9F090242	I5
370	LEK9LT	1	17-JUN-2009	18:18:00	9167021	A9F090242	I5
371	LE00EB	1	17-JUN-2009	18:23:00	9167026	A9F160000	I5
372	LE00EC	1	17-JUN-2009	18:28:00	9167026	A9F160000	I5
373	LEWRM	1	17-JUN-2009	18:33:00	9167026	A9F130184	I5
374	LEWRML	1	17-JUN-2009	18:37:00			I5
375	LEWRMS	1	17-JUN-2009	18:42:00	9167026	A9F130184	I5
376	CCV	1	17-JUN-2009	18:48:00			I5
377	CCB	1	17-JUN-2009	18:54:00			I5
378	LEWRMD	1	17-JUN-2009	18:58:00	9167026	A9F130184	I5
379	LE0XMB	1	17-JUN-2009	19:03:00	9167013	A9F160000	I5
380	LE0XMC	1	17-JUN-2009	19:08:00	9167013	A9F160000	I5
381	LEX8T	1	17-JUN-2009	19:13:00	9167013	A9F150141	I5
382	LEX8TL	1	17-JUN-2009	19:17:00			I5
383	LEX9P	1	17-JUN-2009	19:22:00	9167013	A9F150141	I5
384	LEX1X	1	17-JUN-2009	19:27:00	9167013	A9F150131	I5
385	LEX1XS	1	17-JUN-2009	19:31:00	9167013	A9F150131	I5
386	LEX1XD	1	17-JUN-2009	19:36:00	9167013	A9F150131	I5
387	LE0XPBF	1	17-JUN-2009	19:41:00	9167015	A9F160000	I5
388	CCV	1	17-JUN-2009	19:47:00			I5
389	CCB	1	17-JUN-2009	19:52:00			I5
390	LE0XPCF	1	17-JUN-2009	19:57:00	9167015	A9F160000	I5
391	LEXJHF	1	17-JUN-2009	20:02:00	9167015	A9F150103	I5
392	LEXJHFL	1	17-JUN-2009	20:07:00			I5
393	LEXJHFS	1	17-JUN-2009	20:11:00	9167015	A9F150103	I5
394	LEXJHFD	1	17-JUN-2009	20:16:00	9167015	A9F150103	I5
395	LEXJTF	1	17-JUN-2009	20:21:00	9167015	A9F150103	I5
396	LEXJWF	1	17-JUN-2009	20:25:00	9167015	A9F150103	I5

(continued)

#	WorkOrder	Dilution	Date	Time	Batch	Lot	Instrument
397	LEXJ0F	1	17-JUN-2009	20:30:00			I5
398	LEXJ3F	1	17-JUN-2009	20:35:00			I5
399	LEXJ7F	1	17-JUN-2009	20:39:00			I5
400	CCV	1	17-JUN-2009	20:45:00			I5
401	CCB	1	17-JUN-2009	20:51:00			I5
402	LEXKEF	1	17-JUN-2009	20:55:00			I5
403	LEWRC	20	17-JUN-2009	21:00:00			I5
404	LEQAW	5	17-JUN-2009	21:05:00			I5
405	CCV	1	17-JUN-2009	21:10:00			I5
406	CCB	1	17-JUN-2009	21:16:00			I5
407	CCV	1	18-JUN-2009	08:03:00			I5
408	CCB	1	18-JUN-2009	08:09:00			I5
409	CCV	1	18-JUN-2009	11:08:00			I5
410	CCB	1	18-JUN-2009	11:14:00			I5
411	LE1EDBT	1	18-JUN-2009	11:34:00	9168023	A9F160000	I5
412	LE20DBT	1	18-JUN-2009	11:39:00	9168023	A9F170000	I5
413	LE20DCT	1	18-JUN-2009	11:43:00	9168023	A9F170000	I5
414	LEK9MT	1	18-JUN-2009	11:49:00	9168023	A9F090242	I5
415	LEK9PT	1	18-JUN-2009	11:53:00	9168023	A9F090242	I5
416	LEK9QT	1	18-JUN-2009	12:01:00	9168023	A9F090242	I5
417	LEK9RT	1	18-JUN-2009	12:06:00	9168023	A9F090242	I5
418	LEK9VT	1	18-JUN-2009	12:11:00	9168023	A9F090242	I5
419	LEK9WT	1	18-JUN-2009	12:15:00	9168023	A9F090242	I5
420	LEK9XT	1	18-JUN-2009	12:20:00	9168023	A9F090242	I5
421	CCV	1	18-JUN-2009	12:26:00			I5
422	CCB	1	18-JUN-2009	12:31:00			I5
423	LEK91T	1	18-JUN-2009	12:36:00	9168023	A9F090242	I5
424	LEK91TS	5	18-JUN-2009	12:40:00	9168023	A9F090242	I5
425	LEK91TD	5	18-JUN-2009	12:45:00	9168023	A9F090242	I5
426	LENDLT	1	18-JUN-2009	12:50:00	9168023	A9F100287	I5
427	LENDLTL	1	18-JUN-2009	12:55:00			I5
428	LENDRT	1	18-JUN-2009	13:00:00	9168023	A9F100287	I5
429	LENDXT	1	18-JUN-2009	13:04:00	9168023	A9F100287	I5
430	LEP9TT	1	18-JUN-2009	13:09:00	9168023	A9F110236	I5
431	LEQAET	1	18-JUN-2009	13:13:00	9168023	A9F110236	I5
432	LEQAFT	1	18-JUN-2009	13:18:00	9168023	A9F110236	I5
433	CCV	1	18-JUN-2009	13:24:00			I5
434	CCB	1	18-JUN-2009	13:29:00			I5
435	LETNGT	1	18-JUN-2009	13:34:00	9168023	A9F120211	I5
436	LET2WT	1	18-JUN-2009	13:38:00	9168023	A9F120257	I5
437	LE1EPBT	1	18-JUN-2009	13:44:00	9168022	A9F160000	I5
438	LE20ABT	1	18-JUN-2009	13:48:00	9168022	A9F170000	I5
439	LE20ACT	1	18-JUN-2009	13:53:00	9168022	A9F170000	I5
440	LENC8T	1	18-JUN-2009	13:58:00	9168022	A9F100287	I5

(continued)

#	WorkOrder	Dilution	Date	Time	Batch	Lot	Instrument
441	LENC8TL	1	18-JUN-2009	14:03:00			I5
442	LENC8TS	5	18-JUN-2009	14:07:00	9168022	A9F100287	I5
443	LENC8TD	5	18-JUN-2009	14:12:00	9168022	A9F100287	I5
444	LE20HB	1	18-JUN-2009	14:17:00	9168025	A9F170000	I5
445	CCV	1	18-JUN-2009	14:23:00			I5
446	CCB	1	18-JUN-2009	14:29:00			I5
447	LE20HC	1	18-JUN-2009	14:34:00	9168025	A9F170000	I5
448	LE066	1	18-JUN-2009	14:39:00	9168025	A9F160112	I5
449	LE066L	1	18-JUN-2009	14:44:00			I5
450	LE07A	1	18-JUN-2009	14:48:00	9168025	A9F160112	I5
451	LE07E	1	18-JUN-2009	14:53:00	9168025	A9F160112	I5
452	LE07F	1	18-JUN-2009	14:57:00	9168025	A9F160112	I5
453	LE07G	1	18-JUN-2009	15:02:00	9168025	A9F160112	I5
454	LE1GQ	1	18-JUN-2009	15:06:00	9168025	A9F160143	I5
455	LE1G3	1	18-JUN-2009	15:11:00	9168025	A9F160143	I5
456	LE1G3S	1	18-JUN-2009	15:15:00	9168025	A9F160143	I5
457	CCV	1	18-JUN-2009	15:21:00			I5
458	CCB	1	18-JUN-2009	15:27:00			I5
459	LE1G3D	1	18-JUN-2009	15:32:00	9168025	A9F160143	I5
460	LE1G5	1	18-JUN-2009	15:37:00	9168025	A9F160143	I5
461	LE1G7	1	18-JUN-2009	15:41:00	9168025	A9F160143	I5
462	LE1G8	1	18-JUN-2009	15:46:00	9168025	A9F160143	I5
463	LE1G9	1	18-JUN-2009	15:51:00	9168025	A9F160143	I5
464	LE1HA	1	18-JUN-2009	15:55:00	9168025	A9F160143	I5
465	LE1HD	1	18-JUN-2009	16:00:00	9168025	A9F160143	I5
466	LE1HE	1	18-JUN-2009	16:05:00	9168025	A9F160143	I5
467	LE2X0BF	1	18-JUN-2009	16:10:00	9168017	A9F170000	I5
468	LE2X0CF	1	18-JUN-2009	16:14:00	9168017	A9F170000	I5
469	CCV	1	18-JUN-2009	16:20:00			I5
470	CCB	1	18-JUN-2009	16:26:00			I5
471	LE1C7F	1	18-JUN-2009	16:31:00	9168017	A9F160123	I5
472	LE1C7FL	1	18-JUN-2009	16:35:00			I5
473	LE1DAF	1	18-JUN-2009	16:40:00	9168017	A9F160123	I5
474	LE1DDF	1	18-JUN-2009	16:44:00	9168017	A9F160123	I5
475	LE1DQF	1	18-JUN-2009	16:49:00	9168017	A9F160123	I5
476	LE1D6F	1	18-JUN-2009	16:53:00	9168017	A9F160123	I5
477	LE1D6FS	1	18-JUN-2009	16:58:00	9168017	A9F160123	I5
478	LE1D6FD	1	18-JUN-2009	17:03:00	9168017	A9F160123	I5
479	LE1EFF	1	18-JUN-2009	17:08:00	9168017	A9F160123	I5
480	LE1EJF	1	18-JUN-2009	17:13:00	9168017	A9F160123	I5
481	CCV	1	18-JUN-2009	17:18:00			I5
482	CCB	1	18-JUN-2009	17:24:00			I5
483	LE1ERF	1	18-JUN-2009	17:29:00	9168017	A9F160123	I5
484	LE5QJB	1	18-JUN-2009	17:34:00	9169020	A9F180000	I5

(continued)

#	WorkOrder	Dilution	Date	Time	Batch	Lot	Instrument
485	LE5QJC	1	18-JUN-2009	17:39:00	9169020	A9F180000	I5
486	LE24R	1	18-JUN-2009	17:44:00	9169020	A9F170111	I5
487	LE46E	1	18-JUN-2009	17:49:00	9169020	9F16211	I5
488	LE238	1	18-JUN-2009	17:53:00	9169020	9F17110	I5
489	LE34F	20	18-JUN-2009	17:58:00	9169020	A9F170166	I5
490	LE34N	1	18-JUN-2009	18:02:00	9169020	A9F170166	I5
491	LE27F	1	18-JUN-2009	18:07:00	9169020	A9F170115	I5
492	LE27FS	1	18-JUN-2009	18:11:00	9169020	A9F170115	I5
493	CCV	1	18-JUN-2009	18:17:00			I5
494	CCB	1	18-JUN-2009	18:23:00			I5
495	LE27FD	1	18-JUN-2009	18:28:00	9169020	A9F170115	I5
496	LE28CF	1	18-JUN-2009	18:33:00	9169020	A9F170115	I5
497	LE28HF	1	18-JUN-2009	18:38:00	9169020	A9F170115	I5
498	LE28KF	1	18-JUN-2009	18:42:00	9169020	A9F170115	I5
499	LE3QT	1	18-JUN-2009	18:47:00	9169020	A9F170146	I5
500	LE3TDF	1	18-JUN-2009	18:51:00	9169020	A9F170147	I5
501	LE3T3F	1	18-JUN-2009	18:56:00	9169020	A9F170147	I5
502	LE323	1	18-JUN-2009	19:00:00	9169020	9F17160	I5
503	LE33M	1	18-JUN-2009	19:05:00	9169020	9F17160	I5
504	LE33X	1	18-JUN-2009	19:10:00	9169020	9F17160	I5
505	CCV	1	18-JUN-2009	19:15:00			I5
506	CCB	1	18-JUN-2009	19:21:00			I5
507	LE337	1	18-JUN-2009	19:26:00	9169020	9F17160	I5
508	LE4WL	1	18-JUN-2009	19:30:00	9169020	A9F170253	I5
509	LE4WLL	1	18-JUN-2009	19:35:00			I5
510	LE3GJ	1	18-JUN-2009	19:39:00	9169020	C9F17132	I5
511	LE521B	1	18-JUN-2009	19:45:00	9169138	A9F180000	I5
512	LE521C	1	18-JUN-2009	19:49:00	9169138	A9F180000	I5
513	LE52K	1	18-JUN-2009	19:55:00	9169138	A9F180113	I5
514	LE52KL	1	18-JUN-2009	19:59:00			I5
515	LE52Q	1	18-JUN-2009	20:04:00	9169138	A9F180113	I5
516	LE52QS	1	18-JUN-2009	20:09:00	9169138	A9F180113	I5
517	CCV	1	18-JUN-2009	20:14:00			I5
518	CCB	1	18-JUN-2009	20:20:00			I5
519	LE52QD	1	18-JUN-2009	20:25:00	9169138	A9F180113	I5
520	LE55GB	1	18-JUN-2009	20:30:00	9169188	A9F180000	I5
521	LE55GC	1	18-JUN-2009	20:35:00	9169188	A9F180000	I5
522	LE53L	1	18-JUN-2009	20:40:00	9169188	A9F180114	I5
523	LE53LL	1	18-JUN-2009	20:45:00			I5
524	LE53M	1	18-JUN-2009	20:49:00	9169188	A9F180114	I5
525	LE53P	1	18-JUN-2009	20:54:00	9169188	A9F180114	I5
526	LE53R	1	18-JUN-2009	20:58:00	9169188	A9F180114	I5
527	LE53T	1	18-JUN-2009	21:03:00	9169188	A9F180114	I5
528	LE53V	1	18-JUN-2009	21:08:00	9169188	A9F180114	I5

(continued)

#	WorkOrder	Dilution	Date	Time	Batch	Lot	Instrument
529	CCV	1	18-JUN-2009	21:13:00			I5
530	CCB	1	18-JUN-2009	21:19:00			I5
531	LE53X	1	18-JUN-2009	21:24:00			I5
532	LE53XS	1	18-JUN-2009	21:28:00			I5
533	LE53XD	1	18-JUN-2009	21:33:00			I5
534	LE531	1	18-JUN-2009	21:38:00			I5
535	LE532	1	18-JUN-2009	21:43:00			I5
536	LE534	1	18-JUN-2009	21:47:00			I5
537	CCV	1	18-JUN-2009	21:53:00			I5
538	CCB	1	18-JUN-2009	21:59:00			I5
539	CCV	1	19-JUN-2009	08:38:00			I5
540	CCB	1	19-JUN-2009	08:44:00			I5
541	CCV	1	19-JUN-2009	12:22:00			I5
542	CCB	1	19-JUN-2009	12:28:00			I5
543	LE24GBT	1	19-JUN-2009	13:34:00	9169025	A9F170000	I5
544	LE5QTBT	1	19-JUN-2009	13:38:00	9169025	A9F180000	I5
545	LE5QTCT	1	19-JUN-2009	13:43:00	9169025	A9F180000	I5
546	LE194T	1	19-JUN-2009	13:48:00	9169025	A9F160235	I5
547	LEKTAT	1	19-JUN-2009	13:53:00	9169025	A9F090210	I5
548	LEKVRT	1	19-JUN-2009	14:03:00	9169025	A9F090210	I5
549	LEKVXT	1	19-JUN-2009	14:08:00	9169025	A9F090210	I5
550	LEKV3T	1	19-JUN-2009	14:12:00	9169025	A9F090210	I5
551	LEKV8T	1	19-JUN-2009	14:17:00	9169025	A9F090210	I5
552	LET23T	1	19-JUN-2009	14:21:00	9169025	A9F120257	I5
553	CCV	1	19-JUN-2009	14:27:00			I5
554	CCB	1	19-JUN-2009	14:33:00			I5
555	LE9FHB	1	19-JUN-2009	14:40:00			I5
556	LE9FHC	1	19-JUN-2009	14:45:00			I5
557	LE9FHL	1	19-JUN-2009	14:50:00			I5
558	LE52KR	1	19-JUN-2009	14:56:00			I5
559	LE52KL	1	19-JUN-2009	15:00:00			I5
560	CCV	1	19-JUN-2009	15:06:00			I5
561	CCB	1	19-JUN-2009	15:12:00			I5
562	LEVC4T	1	19-JUN-2009	15:24:00	9169025	A9F120300	I5
563	LEVC4TL	1	19-JUN-2009	15:29:00			I5
564	LEVC4TS	5	19-JUN-2009	15:33:00	9169025	A9F120300	I5
565	LEVC4TD	5	19-JUN-2009	15:50:00	9169025	A9F120300	I5
566	LETQET	1	19-JUN-2009	15:56:00	9169025	9F11135	I5
567	LETQNT	1	19-JUN-2009	16:00:00	9169025	9F11135	I5
568	LETQWT	1	19-JUN-2009	16:05:00	9169025	9F11135	I5
569	LEXPDT	1	19-JUN-2009	16:09:00	9169025	9F15107	I5
570	LEXPNT	1	19-JUN-2009	16:14:00	9169025	9F15107	I5
571	LE24EBT	1	19-JUN-2009	16:19:00	9169023	A9F170000	I5
572	CCV	1	19-JUN-2009	16:25:00			I5

(continued)

#	WorkOrder	Dilution	Date	Time	Batch	Lot	Instrument
573	CCB	1	19-JUN-2009	16:31:00			I5
574	LE5QQBT	1	19-JUN-2009	16:36:00	9169023	A9F180000	I5
575	LE5QQCT	1	19-JUN-2009	16:40:00	9169023	A9F180000	I5
576	LEVCET	1	19-JUN-2009	16:45:00	9169023	A9F120300	I5
577	LEVCETL	1	19-JUN-2009	16:50:00			I5
578	LEVCETS	5	19-JUN-2009	16:55:00	9169023	A9F120300	I5
579	LEVCETD	5	19-JUN-2009	16:59:00	9169023	A9F120300	I5
580	LE5QNBF	1	19-JUN-2009	17:05:00	9169022	A9F180000	I5
581	LE5QNCF	1	19-JUN-2009	17:09:00	9169022	A9F180000	I5
582	LE312F	1	19-JUN-2009	17:15:00	9169022	A9F170159	I5
583	LE312FL	1	19-JUN-2009	17:19:00			I5
584	CCV	1	19-JUN-2009	17:25:00			I5
585	CCB	1	19-JUN-2009	17:31:00			I5
586	LE318F	1	19-JUN-2009	17:35:00	9169022	A9F170159	I5
587	LE330F	1	19-JUN-2009	17:40:00	9169022	A9F170159	I5
588	LE330FS	1	19-JUN-2009	17:44:00	9169022	A9F170159	I5
589	LE330FD	1	19-JUN-2009	17:49:00	9169022	A9F170159	I5
590	LE34VF	1	19-JUN-2009	17:54:00	9169022	A9F170159	I5
591	LE35GF	1	19-JUN-2009	17:59:00	9169022	A9F170159	I5
592	LE359F	1	19-JUN-2009	18:04:00	9169022	A9F170159	I5
593	LE37AF	1	19-JUN-2009	18:08:00	9169022	A9F170159	I5
594	LE37GF	1	19-JUN-2009	18:13:00	9169022	A9F170159	I5
595	LE5QGB	1	19-JUN-2009	18:18:00	9169019	A9F180000	I5
596	CCV	1	19-JUN-2009	18:24:00			I5
597	CCB	1	19-JUN-2009	18:30:00			I5
598	LE5QGC	1	19-JUN-2009	18:34:00	9169019	A9F180000	I5
599	LE401	1	19-JUN-2009	18:40:00	9169019	A9F170263	I5
600	LE401L	1	19-JUN-2009	18:44:00			I5
601	LE41A	1	19-JUN-2009	18:49:00	9169019	A9F170263	I5
602	LE41D	1	19-JUN-2009	18:53:00	9169019	A9F170263	I5
603	LE41J	1	19-JUN-2009	18:58:00	9169019	A9F170263	I5
604	LE3FQ	1	19-JUN-2009	19:02:00	9169019	C9F17132	I5
605	LE3FQS	1	19-JUN-2009	19:07:00	9169019	C9F17132	I5
606	LE3FQD	1	19-JUN-2009	19:11:00	9169019	C9F17132	I5
607	LE3FX	1	19-JUN-2009	19:17:00	9169019	C9F17132	I5
608	CCV	1	19-JUN-2009	19:23:00			I5
609	CCB	1	19-JUN-2009	19:28:00			I5
610	LE3F0	1	19-JUN-2009	19:33:00	9169019	C9F17132	I5
611	LE3F1	1	19-JUN-2009	19:38:00	9169019	C9F17132	I5
612	LE3F3	1	19-JUN-2009	19:42:00	9169019	C9F17132	I5
613	LE3F4	1	19-JUN-2009	19:47:00	9169019	C9F17132	I5
614	LE3F5	1	19-JUN-2009	19:51:00	9169019	C9F17132	I5
615	LE3F7	1	19-JUN-2009	19:56:00	9169019	C9F17132	I5
616	LE3F8	1	19-JUN-2009	20:00:00	9169019	C9F17132	I5

(continued)

Instrument Upload Run Log - Page 1
Started Tue Jun 16 07:40:03 2009 by TOTHR
Data File: UPL$CAN_DATA_ROOT:<LHG>HG10615A.PRN;1

#	WorkOrder	Dilution	Date	Time	Batch	Lot	Instrument
1	STD1REP1	1	15-JUN-2009	11:02:32			H1
2	STD2REP1	1	15-JUN-2009	11:03:37			H1
3	STD3REP1	1	15-JUN-2009	11:04:42			H1
4	STD1REP1	1	15-JUN-2009	11:10:07			H1
5	STD2REP1	1	15-JUN-2009	11:11:37			H1
6	STD3REP1	1	15-JUN-2009	11:13:12			H1
7	STD4REP1	1	15-JUN-2009	11:14:17			H1
8	STD5REP1	1	15-JUN-2009	11:15:25			H1
9	STD6REP1	1	15-JUN-2009	11:16:41			H1
10	CK5ICV	1	15-JUN-2009	11:18:07			H1
11	CK4ICB	1	15-JUN-2009	11:19:22			H1
12	CK3CRA\MRL	1	15-JUN-2009	11:20:28			H1
13	CK2CCV	1	15-JUN-2009	11:21:33			H1
14	CK1CCB	1	15-JUN-2009	11:22:42			H1
15	LEKVM	100	15-JUN-2009	11:23:47			H1
16	LEXCTB	1	15-JUN-2009	11:24:55			H1
17	LEXCTC	1	15-JUN-2009	11:26:04			H1
18	LERRJ	1	15-JUN-2009	11:27:09			H1
19	LERRJS	1	15-JUN-2009	11:28:15			H1
20	LERRJD	1	15-JUN-2009	11:29:23			H1
21	LERG6B	1	15-JUN-2009	11:30:34	9163022	A9F120000	H1
22	LERG6C	1	15-JUN-2009	11:31:41	9163022	A9F120000	H1
23	LEN87	1	15-JUN-2009	11:32:46	9163022	9F11135	H1
24	LEN87X	1	15-JUN-2009	11:34:34	9163022	9F11135	H1
25	CK2CCV	1	15-JUN-2009	11:35:43			H1
26	CK1CCB	1	15-JUN-2009	11:36:49			H1
27	LEN87S	1	15-JUN-2009	11:37:55	9163022	9F11135	H1
28	LEN9W	1	15-JUN-2009	11:39:20	9163022	9F11135	H1
29	LEN9X	1	15-JUN-2009	11:40:28	9163022	9F11135	H1
30	LEN9T	1	15-JUN-2009	11:41:35	9163022	9F11135	H1
31	LEN90	1	15-JUN-2009	11:42:42	9163022	9F11135	H1
32	LEPW3	1	15-JUN-2009	11:44:07	9163022	A9F110202	H1
33	CK2CCV	1	15-JUN-2009	11:45:16			H1
34	CK1CCB	1	15-JUN-2009	11:46:53			H1
35	CK2CCV	1	15-JUN-2009	11:55:11			H1
36	CK1CCB	1	15-JUN-2009	11:56:17			H1
37	LEKVM	400	15-JUN-2009	11:57:26			H1
38	CK2CCV	1	15-JUN-2009	11:58:47			H1
39	CK1CCB	1	15-JUN-2009	11:59:53			H1
40	CK2CCV	1	15-JUN-2009	13:59:50			H1
41	CK1CCB	1	15-JUN-2009	14:01:09			H1
42	LD79DD	2	15-JUN-2009	14:02:19			H1
43	LEFT5	20	15-JUN-2009	14:03:24	9161022	C9F05372	H1
44	LEFT5S	10	15-JUN-2009	14:04:48	9161022	C9F05372	H1

(continued)

#	WorkOrder	Dilution	Date	Time	Batch	Lot	Instrument
45	LEFT5D	10	15-JUN-2009	14:05:53	9161022	C9F05372	H1
46	LEFVN	10	15-JUN-2009	14:07:00	9161022	C9F05372	H1
47	LEFVV	20	15-JUN-2009	14:08:05	9161022	C9F05372	H1
48	LEFV1	20	15-JUN-2009	14:09:24	9161022	C9F05372	H1
49	LEFVQ	20	15-JUN-2009	14:10:29	9161022	C9F05372	H1
50	LEGA5	5	15-JUN-2009	14:11:36	9160033	C9F05372	H1
51	LEGA5S	5	15-JUN-2009	14:12:47	9160033	C9F05372	H1
52	CK2CCV	1	15-JUN-2009	14:13:53			H1
53	CK1CCB	1	15-JUN-2009	14:15:00			H1
54	LEGA5D	5	15-JUN-2009	14:16:05	9160033	C9F05372	H1
55	LEGCQ	10	15-JUN-2009	14:17:15	9160033	C9F05372	H1
56	LEFTE	10	15-JUN-2009	14:18:24	9160033	C9F03205	H1
57	LEGCW	5	15-JUN-2009	14:19:32	9160033	C9F05372	H1
58	LEGCT	2	15-JUN-2009	14:20:42	9160033	C9F05372	H1
59	LEFR3	20	15-JUN-2009	14:21:47	9160033	C9F03205	H1
60	LEFR8	100	15-JUN-2009	14:22:52	9160033	C9F03205	H1
61	LEGCR	10	15-JUN-2009	14:23:57	9160033	C9F05372	H1
62	LEFR5	20	15-JUN-2009	14:25:04	9160033	C9F03205	H1
63	LEGCP	10	15-JUN-2009	14:26:10	9160033	C9F05372	H1
64	CK2CCV	1	15-JUN-2009	14:27:17			H1
65	CK1CCB	1	15-JUN-2009	14:28:53			H1
66	LEFRM	20	15-JUN-2009	14:30:10	9160033	C9F03205	H1
67	LEFTG	20	15-JUN-2009	14:31:18	9160033	C9F03205	H1
68	LEGCL	2	15-JUN-2009	14:32:25	9160033	C9F05372	H1
69	LEFTM	20	15-JUN-2009	14:34:12	9160033	C9F03205	H1
70	LEFTD	100	15-JUN-2009	14:35:30	9160033	C9F03205	H1
71	CK2CCV	1	15-JUN-2009	14:36:34			H1
72	CK1CCB	1	15-JUN-2009	14:37:40			H1
73	CK2CCV	1	15-JUN-2009	15:41:59			H1
74	CK1CCB	1	15-JUN-2009	15:43:08			H1
75	LEFV1	40	15-JUN-2009	15:44:42	9161022	C9F05372	H1
76	LEFR8	200	15-JUN-2009	15:45:56	9160033	C9F03205	H1
77	LEFTD	200	15-JUN-2009	15:47:00	9160033	C9F03205	H1
78	LEMEWBT	1	15-JUN-2009	15:48:08	9162023	A9F100000	H1
79	LENVWBT	1	15-JUN-2009	15:49:13	9162023	A9F110000	H1
80	LENVWCT	1	15-JUN-2009	15:50:32	9162023	A9F110000	H1
81	LEDWPT	1	15-JUN-2009	15:51:40	9162024	A9F050126	H1
82	LEDWPTS	1	15-JUN-2009	15:52:45	9162023	A9F050126	H1
83	LEDWPTD	1	15-JUN-2009	15:53:54	9162023	A9F050126	H1
84	LEN1HT	1	15-JUN-2009	15:55:01	9162023	A9F050126	H1
85	CK2CCV	1	15-JUN-2009	15:56:17			H1
86	CK1CCB	1	15-JUN-2009	15:57:22			H1
87	LERG8B	1	15-JUN-2009	15:58:27	9163024	A9F120000	H1
88	LERG8C	1	15-JUN-2009	15:59:52	9163024	A9F120000	H1

---------- (continued) ----------

#	WorkOrder	Dilution	Date	Time	Batch	Lot	Instrument
89	LEQD7	1	15-JUN-2009	16:01:10	9163024	A9F110255	H1
90	LEQD7S	1	15-JUN-2009	16:02:17	9163024	A9F110255	H1
91	LEQD7D	1	15-JUN-2009	16:03:21	9163024	A9F110255	H1
92	LEQEK	1	15-JUN-2009	16:04:26	9163024	A9F110255	H1
93	LEQEC	1	15-JUN-2009	16:05:32	9163024	A9F110255	H1
94	LEQEM	1	15-JUN-2009	16:07:02	9163024	A9F110255	H1
95	LEQEP	1	15-JUN-2009	16:08:09	9163024	A9F110255	H1
96	LEQEH	1	15-JUN-2009	16:09:20	9163024	A9F110255	H1
97	CK2CCV	1	15-JUN-2009	16:10:26			H1
98	CK1CCB	1	15-JUN-2009	16:11:36			H1
99	LEQEN	1	15-JUN-2009	16:12:56	9163024	A9F110255	H1
100	LEQEG	1	15-JUN-2009	16:14:04	9163024	A9F110255	H1
101	LEQED	1	15-JUN-2009	16:15:11	9163024	A9F110255	H1
102	LENVQB	1	15-JUN-2009	16:16:30	9162020	A9F110000	H1
103	LENVQC	1	15-JUN-2009	16:17:40	9162020	A9F110000	H1
104	LEK0E	1	15-JUN-2009	16:18:48	9162020	C9F09221	H1
105	LEK0ES	1	15-JUN-2009	16:20:43	9162020	C9F09221	H1
106	LEK0ED	1	15-JUN-2009	16:22:42	9162020	C9F09221	H1
107	LEM4G	1	15-JUN-2009	16:23:57	9162020	A9F100251	H1
108	LEK05	1	15-JUN-2009	16:25:16	9162020	C9F09221	H1
109	CK2CCV	1	15-JUN-2009	16:26:21			H1
110	CK1CCB	1	15-JUN-2009	16:27:36			H1
111	LENEP	1	15-JUN-2009	16:28:44	9162020	C9F09221	H1
112	LENER	1	15-JUN-2009	16:30:24	9162020	C9F09221	H1
113	LEM7P	1	15-JUN-2009	16:31:43	9162020	C9F09221	H1
114	LEK0W	1	15-JUN-2009	16:33:23	9162020	C9F09221	H1
115	LEM7X	1	15-JUN-2009	16:46:47	9162020	C9F09221	H1
116	LENED	1	15-JUN-2009	16:47:54	9162020	C9F09221	H1
117	LEM7G	1	15-JUN-2009	16:49:01	9162020	C9F09221	H1
118	LEK0X	1	15-JUN-2009	16:50:06	9162020	C9F09221	H1
119	LEM76	1	15-JUN-2009	17:04:38	9162020	C9F09221	H1
120	LEM7L	1	15-JUN-2009	17:05:42	9162020	C9F09221	H1
121	CK2CCV	1	15-JUN-2009	17:07:02			H1
122	CK1CCB	1	15-JUN-2009	17:08:10			H1
123	LEK0R	1	15-JUN-2009	17:09:36	9162020	C9F09221	H1
124	LEM7M	1	15-JUN-2009	17:22:58	9162020	C9F09221	H1
125	LEK08	1	15-JUN-2009	17:24:13	9162020	C9F09221	H1
126	LEK0P	1	15-JUN-2009	17:25:29	9162020	C9F09221	H1
127	LEM72	1	15-JUN-2009	17:26:37	9162020	A9F100277	H1
128	CK2CCV	1	15-JUN-2009	17:27:53			H1
129	CK1CCB	1	15-JUN-2009	17:29:08			H1

End of Report

Batch Number: **9169025**
TCLP

TestAmerica Laboratories, Inc.
Metals Prep Log/ Batch Summary

Prepared By: Lisa McGall
(e-Signature)

Prep Date: 06/18/09
Due Date: 06/22/09

Lot	Work Order			ICP Weight	ICPMS Weight	Hg Weight
A9F170000 Solid	LE24G	B	Due Date: SDG:	50 mL		100 mL
A9F180000 Solid	LE5QT	B	Due Date: SDG:	50 mL		100 mL
A9F180000 Solid	LE5QT	C	Due Date: SDG:	50 mL		100 mL
A9F160235 Solid	LE194 TCLP		Due Date: 06/22/09 SDG:	50 mL		100 mL
A9F090210 Solid	LEKTA TCLP		Due Date: 06/24/09 SDG:	50 mL		100 mL
A9F090210 Solid	LEKVR TCLP		Due Date: 06/24/09 SDG:	50 mL		100 mL
A9F090210 Solid	LEKVX TCLP		Due Date: 06/24/09 SDG:	50 mL		100 mL
A9F090210 Solid	LEKV3 TCLP		Due Date: 06/24/09 SDG:	50 mL		100 mL
A9F090210 Solid	LEKV8 TCLP		Due Date: 06/24/09 SDG:	50 mL		100 mL
A9F120257 Solid	LET23 TCLP		Due Date: 06/24/09 SDG: 9F10203	50 mL		100 mL
A9F120300 Solid	LEVC4 TCLP		Due Date: 06/24/09 SDG:	50 mL		100 mL
A9F120300 Solid	LEVC4 TCLP	S	Due Date: 06/24/09 SDG:	50 mL		100 mL
A9F120300 Solid	LEVC4 TCLP	D	Due Date: 06/24/09 SDG:	50 mL		100 mL
A9F120214 Solid	LETQE TCLP		Due Date: 06/26/09 SDG: 9F11135	50 mL		100 mL
A9F120214 Solid	LETQN TCLP		Due Date: 06/26/09 SDG: 9F11135	50 mL		100 mL
A9F120214 Solid	LETQW TCLP		Due Date: 06/26/09 SDG: 9F11135	50 mL		100 mL
A9F150107 Solid	LEXPD TCLP		Due Date: 06/26/09 SDG: 9F15107	50 mL		100 mL
A9F150107 Solid	LEXPN TCLP		Due Date: 06/26/09 SDG: 9F15107	50 mL		100 mL

Batch Number: **9169025**

TestAmerica Laboratories, Inc.
Metals Prep Log/ Batch Summary

Prepared By:
Lisa McGall
(e-Signature)

Prep Date: 06/18/09
Due Date: 06/22/09

Lot	Work Order	ICP Weight	ICPMS Weight	Hg Weight
	LEVEL 2			
	BLANK AND CHECK STANDARD ON BATCH	X		
	MS/MSD AND PDS ON BATCH	X		
	CORRECT SPIKES ADDED	X		
	SPIKING SOLUTIONS DOCUMENTED ON BATCH LOG	X		

Comments: ICP is Total Prep, pH < 2.

B-BLANK; C-CHECK SAMPLE; L-CHECK SAMPLE DUPLICATE; P-SERIAL DILUTION; S-MATRIX SPIKE SAMPLE; D-MATRIX SPIKE DUPLICATE SAMPLE

Unless otherwise noted, final volumes are as follows: Soils - 100 mL. Waters - ICP and ICPMS - 50 mL, Hg - 100 mL.

ICP ELEMENTS WITHIN THE BATCH:

AG AS BA CD CR PB SE

Matrix Spike Information:

LEVC4	RCRA	Hg	

Check Sample Information:

LE5QT	ICP-1	Hg	Ag

Prep Method(s): SW846 1311/3010A, SW846 1311/7470A

TestAmerica North Canton

Metals Data Reporting Form

Initial Calibration Verification Standard

Instrument: ICPST **Units:** ug/L

Chart Number: I50615A.ARC **Acceptable Range:** 90% - 110%

Standard Source: Ultra **Standard ID:**

Element	WL/ Mass	True Conc	ICV 06/15/09 11:53 AM Found	% Rec	Found	% Rec	Found	% Rec	Found	% Rec	Found	% Rec
Arsenic	189.042	250.0	243.21	**97.3**								
Barium	493.409	1000.0	994.60	**99.5**								
Cadmium	226.502	250.0	249.38	**99.8**								
Chromium	267.716	1000.0	996.32	**99.6**								
Lead	220.353	250.0	251.50	**100.6**								
Selenium	196.026	250.0	247.69	**99.1**								
Silver	328.068	500.0	500.65	**100.1**								

TestAmerica North Canton

Metals Data Reporting Form

Initial Calibration Verification Standard

Instrument: CVAA **Units:** ug/L

Chart Number: hg10615a.prn **Acceptable Range:** 90% - 110%

Standard Source: Ultra **Standard ID:** _____

Element	WL/ Mass	True Conc	Ck5ICV 06/15/09 11:18 AM Found	% Rec	Found	% Rec	Found	% Rec	Found	% Rec	Found	% Rec
Mercury	253.7	2.5	2.57	**103.0**								

TestAmerica North Canton

Metals Data Reporting Form

Continuing Calibration Verification

Instrument: ICPST **Units:** ug/L

Chart Number: I50615A.ARC **Acceptable Range:** 90% - 110%

Standard Source: Ultra **Standard ID:**

Element	WL/ Mass	True Conc	CCV 06/15/09 12:20 PM Found	% Rec	CCV 06/19/09 12:22 PM Found	% Rec	CCV 06/19/09 2:27 PM Found	% Rec	CCV 06/19/09 3:06 PM Found	% Rec	CCV 06/19/09 4:25 PM Found	% Rec
Arsenic	189.042	500.0	521.43	**104.3**	472.20	**94.4**	469.39	**93.9**	471.19	**94.2**	470.35	**94.1**
Barium	493.409	2000.0	2079.85	**104.0**	1973.79	**98.7**	1964.99	**98.2**	1965.83	**98.3**	1979.39	**99.0**
Cadmium	226.502	500.0	522.93	**104.6**	482.22	**96.4**	484.53	**96.9**	483.36	**96.7**	483.54	**96.7**
Chromium	267.716	2000.0	2074.78	**103.7**	1963.90	**98.2**	1953.14	**97.7**	1952.17	**97.6**	1952.04	**97.6**
Lead	220.353	500.0	520.76	**104.2**	479.10	**95.8**	477.70	**95.5**	477.10	**95.4**	476.17	**95.2**
Selenium	196.026	500.0	514.80	**103.0**	467.30	**93.5**	471.40	**94.3**	466.83	**93.4**	470.33	**94.1**
Silver	328.068	1000.0	1024.48	**102.4**	972.50	**97.2**	973.49	**97.3**	970.33	**97.0**	973.18	**97.3**

TestAmerica North Canton

Metals Data Reporting Form

Continuing Calibration Verification

Instrument: CVAA

Units: ug/L

Chart Number: hg10615a.prn

Acceptable Range: 80% - 120%

Standard Source: Ultra

Standard ID:

Element	WL/ Mass	True Conc	Ck2CCV 06/15/09 11:21 AM Found	% Rec	Ck2CCV 06/15/09 11:35 AM Found	% Rec	Ck2CCV 06/15/09 11:45 AM Found	% Rec	Found	% Rec	Found	% Rec
Mercury	253.7	5.0	5.12	**102.4**	4.97	**99.3**	5.02	**100.4**				

TestAmerica North Canton

Metals Data Reporting Form

Contract Required Detection Limit Standard

Instrument: ICPST **Units:** ug/L

Chart Number: I50615A.ARC **Acceptable Range:** 50% - 150%

Standard Source: Ultra **Standard ID:**

Element	WL/ Mass	True Conc	CRI\MRL 06/15/09 12:04 PM Found	% Rec	Found	% Rec	Found	% Rec	Found	% Rec	Found	% Rec
Arsenic	189.042	15.0	15.66	**104.4**								
Barium	493.409	10.0	10.20	**102.0**								
Cadmium	226.502	5.0	5.13	**102.5**								
Chromium	267.716	5.0	5.09	**101.8**								
Lead	220.353	10.0	9.42	**94.2**								
Selenium	196.026	20.0	21.40	**107.0**								
Silver	328.068	5.0	4.69	**93.8**								

TestAmerica North Canton

Metals Data Reporting Form

Contract Required Detection Limit Standard

Instrument: CVAA **Units:** ug/L

Chart Number: hg10615a.prn **Acceptable Range:** 50% - 150%

Standard Source: Ultra **Standard ID:**

Element	WL/ Mass	True Conc	Ck3CRA\MRL 06/15/09 11:20 AM Found	% Rec	Found	% Rec	Found	% Rec	Found	% Rec	Found	% Rec
Mercury	253.7	0.2	0.17	**86.9**								

METHOD BLANK REPORT

TCLP Metals

Client Lot #...: 9F11135 **Matrix.....:** SOLID

PARAMETER	RESULT	REPORTING LIMIT	UNITS	METHOD	PREPARATION-ANALYSIS DATE	WORK ORDER #
MB Lot-Sample #: A9F170000-075 **Prep Batch #...:** 9169025						
Leach Date.....: 06/17/09 **Leach Batch #..:** P916805						
Arsenic	ND	0.50	mg/L	SW846 6010B	06/18-06/19/09	LE24G1AC
		Dilution Factor: 1				
		Analysis Time..: 13:34		Analyst ID.....: 000079	Instrument ID..: I5	
Barium	**0.0039 B**	**10.0**	**mg/L**	**SW846 6010B**	**06/18-06/19/09**	**LE24G1AD**
		Dilution Factor: 1				
		Analysis Time..: 13:34		Analyst ID.....: 000079	Instrument ID..: I5	
Cadmium	ND	0.10	mg/L	SW846 6010B	06/18-06/19/09	LE24G1AE
		Dilution Factor: 1				
		Analysis Time..: 13:34		Analyst ID.....: 000079	Instrument ID..: I5	
Chromium	ND	0.50	mg/L	SW846 6010B	06/18-06/19/09	LE24G1AF
		Dilution Factor: 1				
		Analysis Time..: 13:34		Analyst ID.....: 000079	Instrument ID..: I5	
Lead	ND	0.50	mg/L	SW846 6010B	06/18-06/19/09	LE24G1AG
		Dilution Factor: 1				
		Analysis Time..: 13:34		Analyst ID.....: 000079	Instrument ID..: I5	
Selenium	ND	0.25	mg/L	SW846 6010B	06/18-06/19/09	LE24G1AH
		Dilution Factor: 1				
		Analysis Time..: 13:34		Analyst ID.....: 000079	Instrument ID..: I5	
Silver	ND	0.50	mg/L	SW846 6010B	06/18-06/19/09	LE24G1AJ
		Dilution Factor: 1				
		Analysis Time..: 13:34		Analyst ID.....: 000079	Instrument ID..: I5	
Mercury	ND	0.0020	mg/L	SW846 7470A	06/18-06/19/09	LE24G1AA
		Dilution Factor: 1				
		Analysis Time..: 12:13		Analyst ID.....: 001576	Instrument ID..: H1	

NOTE(S):

Calculations are performed before rounding to avoid round-off errors in calculated results.

B Estimated result. Result is less than RL.

METHOD BLANK REPORT

TCLP Metals

Client Lot #...: 9F11135 **Matrix.....:** SOLID

PARAMETER	RESULT	REPORTING LIMIT	UNITS	METHOD	PREPARATION-ANALYSIS DATE	WORK ORDER #
MB Lot-Sample #: A9F180000-025 **Prep Batch #...:** 9169025						
Arsenic	ND	0.50	mg/L	SW846 6010B	06/18-06/19/09	LE5QT1AC
		Dilution Factor: 1				
		Analysis Time..: 13:38		Analyst ID.....: 000079	Instrument ID..: I5	
Barium	ND	10.0	mg/L	SW846 6010B	06/18-06/19/09	LE5QT1AD
		Dilution Factor: 1				
		Analysis Time..: 13:38		Analyst ID.....: 000079	Instrument ID..: I5	
Cadmium	ND	0.10	mg/L	SW846 6010B	06/18-06/19/09	LE5QT1AE
		Dilution Factor: 1				
		Analysis Time..: 13:38		Analyst ID.....: 000079	Instrument ID..: I5	
Chromium	ND	0.50	mg/L	SW846 6010B	06/18-06/19/09	LE5QT1AF
		Dilution Factor: 1				
		Analysis Time..: 13:38		Analyst ID.....: 000079	Instrument ID..: I5	
Lead	ND	0.50	mg/L	SW846 6010B	06/18-06/19/09	LE5QT1AG
		Dilution Factor: 1				
		Analysis Time..: 13:38		Analyst ID.....: 000079	Instrument ID..: I5	
Selenium	ND	0.25	mg/L	SW846 6010B	06/18-06/19/09	LE5QT1AH
		Dilution Factor: 1				
		Analysis Time..: 13:38		Analyst ID.....: 000079	Instrument ID..: I5	
Silver	ND	0.50	mg/L	SW846 6010B	06/18-06/19/09	LE5QT1AJ
		Dilution Factor: 1				
		Analysis Time..: 13:38		Analyst ID.....: 000079	Instrument ID..: I5	
Mercury	ND	0.0020	mg/L	SW846 7470A	06/18-06/19/09	LE5QT1AA
		Dilution Factor: 1				
		Analysis Time..: 12:14		Analyst ID.....: 001576	Instrument ID..: H1	

NOTE(S):

Calculations are performed before rounding to avoid round-off errors in calculated results.

TestAmerica North Canton

Metals Data Reporting Form

Initial Calibration Blank Results

Instrument: ICPST **Units:** ug/L

Chart Number: I50615A.ARC

Standard Source: _____ **Standard ID:** _____

Element	WL/ Mass	Report Limit	ICB 06/15/09 11:59 AM Found	Q	Found	Q	Found	Q	Found	Q	Found	Q
Arsenic	189.042	500	2.9	U								
Barium	493.409	10000	0.2	U								
Cadmium	226.502	100	0.1	U								
Chromium	267.716	500	1.1	U								
Lead	220.353	500	**-1.2**	**B**								
Selenium	196.026	250	3.6	U								
Silver	328.068	500	1.1	U								

TestAmerica North Canton

Metals Data Reporting Form

Initial Calibration Blank Results

Instrument: CVAA **Units:** ug/L

Chart Number: hg10615a.prn

Standard Source: _____ **Standard ID:** _____

Element	WL/ Mass	Report Limit	Ck4ICB 06/15/09 11:19 AM Found	Q	Found	Q	Found	Q	Found	Q	Found	Q
Mercury	253.7	0.6	0.1	U								

U Result is less than the IDL

B Result is between IDL and RL

Form 3 Equivalent

TestAmerica North Canton

Metals Data Reporting Form

Continuing Calibration Blank Results

Instrument: ICPST **Units:** ug/L

Chart Number: I50615A.ARC

Standard Source: _____ **Standard ID:** _____

Element	WL/ Mass	Report Limit	CCB 06/15/09 12:26 PM Found	Q	CCB 06/19/09 12:28 PM Found	Q	CCB 06/19/09 2:33 PM Found	Q	CCB 06/19/09 3:12 PM Found	Q	CCB 06/19/09 4:31 PM Found	Q
Arsenic	189.042	500	2.9	U	2.9	U	2.9	U	2.9	U	2.9	U
Barium	493.409	10000	0.2	U	**0.4**	**B**	0.2	U	**0.2**	**B**	0.2	U
Cadmium	226.502	100	0.1	U	0.1	U	0.1	U	0.1	U	0.1	U
Chromium	267.716	500	1.1	U	1.1	U	1.1	U	1.1	U	1.1	U
Lead	220.353	500	1.1	U	1.1	U	**-1.3**	**B**	1.1	U	1.1	U
Selenium	196.026	250	3.6	U	3.6	U	3.6	U	**5.3**	**B**	3.6	U
Silver	328.068	500	1.1	U	1.1	U	1.1	U	**-1.3**	**B**	1.1	U

U Result is less than the IDL

B Result is between IDL and RL

Form 3 Equivalent

TestAmerica North Canton

Metals Data Reporting Form

Continuing Calibration Blank Results

Instrument: CVAA **Units:** ug/L

Chart Number: hg10615a.prn

Standard Source: _____ **Standard ID:** _____

Element	WL/ Mass	Report Limit	Ck1CCB 06/15/09 11:22 AM Found	Q	Ck1CCB 06/15/09 11:36 AM Found	Q	Ck1CCB 06/15/09 11:46 AM Found	Q	Found	Q	Found	Q
Mercury	253.7	0.6	0.1	U	0.1	U	0.1	U				

U Result is less than the IDL

B Result is between IDL and RL

Form 3 Equivalent

TestAmerica North Canton

Metals Data Reporting Form

Interference Check Standard A

Instrument: ICPST **Units:** ug/L

Chart Number: I50615A.ARC **Acceptable Range:** 0% - 0%

Standard Source: Ultra **Standard ID:**

Element	WL/ Mass	Reporting Limit	True Conc	ICSA 06/15/09 12:09 PM				
				Found	Found	Found	Found	Found
Arsenic	189.042	500		0				
Barium	493.409	10000		2				
Cadmium	226.502	100		0				
Chromium	267.716	500		4				
Lead	220.353	500		-1				
Selenium	196.026	250		-2				
Silver	328.068	500		0				

U Result is less than the IDL

B Result is between IDL and RL

Form 4 Equivalent

TestAmerica North Canton

Metals Data Reporting Form

Interference Check Standard AB

Instrument: ICPST **Units:** ug/L

Chart Number: I50615A.ARC **Acceptable Range:** 80% - 120%

Standard Source: Ultra **Standard ID:**

Element	WL/ Mass	True Conc	ICSAB 06/15/09 12:14 PM Found	% Rec	Found	% Rec	Found	% Rec	Found	% Rec	Found	% Rec
Arsenic	189.042	1000	963.1	**96.3**								
Barium	493.409	500	507.4	**101.5**								
Cadmium	226.502	1000	924.9	**92.5**								
Chromium	267.716	500	480.3	**96.1**								
Lead	220.353	1000	933.7	**93.4**								
Selenium	196.026	1000	951.0	**95.1**								
Silver	328.068	1000	1013.3	**101.3**								

LABORATORY CONTROL SAMPLE EVALUATION REPORT

TCLP Metals

Client Lot #...: 9F11135 **Matrix.....:** SOLID

PARAMETER	PERCENT RECOVERY	RECOVERY LIMITS	METHOD	PREPARATION-ANALYSIS DATE	WORK ORDER #
LCS Lot-Sample#: A9F180000-025 **Prep Batch #...:** 9169025					
Arsenic	97	(50 - 150)	SW846 6010B	06/18-06/19/09	LE5QT1AL
		Dilution Factor: 1	Analysis Time..: 13:43	Analyst ID.....: 000079	
		Instrument ID..: I5			
Barium	99	(50 - 150)	SW846 6010B	06/18-06/19/09	LE5QT1AM
		Dilution Factor: 1	Analysis Time..: 13:43	Analyst ID.....: 000079	
		Instrument ID..: I5			
Cadmium	101	(50 - 150)	SW846 6010B	06/18-06/19/09	LE5QT1AN
		Dilution Factor: 1	Analysis Time..: 13:43	Analyst ID.....: 000079	
		Instrument ID..: I5			
Chromium	99	(50 - 150)	SW846 6010B	06/18-06/19/09	LE5QT1AP
		Dilution Factor: 1	Analysis Time..: 13:43	Analyst ID.....: 000079	
		Instrument ID..: I5			
Lead	99	(50 - 150)	SW846 6010B	06/18-06/19/09	LE5QT1AQ
		Dilution Factor: 1	Analysis Time..: 13:43	Analyst ID.....: 000079	
		Instrument ID..: I5			
Selenium	99	(50 - 150)	SW846 6010B	06/18-06/19/09	LE5QT1AR
		Dilution Factor: 1	Analysis Time..: 13:43	Analyst ID.....: 000079	
		Instrument ID..: I5			
Silver	114	(50 - 150)	SW846 6010B	06/18-06/19/09	LE5QT1AT
		Dilution Factor: 1	Analysis Time..: 13:43	Analyst ID.....: 000079	
		Instrument ID..: I5			
Mercury	96	(50 - 150)	SW846 7470A	06/18-06/19/09	LE5QT1AK
		Dilution Factor: 1	Analysis Time..: 12:15	Analyst ID.....: 001576	
		Instrument ID..: H1			

NOTE(S):

Calculations are performed before rounding to avoid round-off errors in calculated results.

LABORATORY CONTROL SAMPLE DATA REPORT

TCLP Metals

Client Lot #...: 9F11135 **Matrix.....:** SOLID

PARAMETER	SPIKE AMOUNT	MEASURED AMOUNT	UNITS	PERCNT RECVRY	METHOD	PREPARATION-ANALYSIS DATE	WORK ORDER #
LCS Lot-Sample#: A9F180000-025 **Prep Batch #...:** 9169025							
Arsenic	2.0	1.9	mg/L	97	SW846 6010B	06/18-06/19/09	LE5QT1AL
			Dilution Factor: 1		Analysis Time..: 13:43	Analyst ID.....: 000079	
			Instrument ID..: I5				
Barium	2.0	2.0	mg/L	99	SW846 6010B	06/18-06/19/09	LE5QT1AM
			Dilution Factor: 1		Analysis Time..: 13:43	Analyst ID.....: 000079	
			Instrument ID..: I5				
Cadmium	0.050	0.050	mg/L	101	SW846 6010B	06/18-06/19/09	LE5QT1AN
			Dilution Factor: 1		Analysis Time..: 13:43	Analyst ID.....: 000079	
			Instrument ID..: I5				
Chromium	0.20	0.20	mg/L	99	SW846 6010B	06/18-06/19/09	LE5QT1AP
			Dilution Factor: 1		Analysis Time..: 13:43	Analyst ID.....: 000079	
			Instrument ID..: I5				
Lead	0.50	0.50	mg/L	99	SW846 6010B	06/18-06/19/09	LE5QT1AQ
			Dilution Factor: 1		Analysis Time..: 13:43	Analyst ID.....: 000079	
			Instrument ID..: I5				
Selenium	2.0	2.0	mg/L	99	SW846 6010B	06/18-06/19/09	LE5QT1AR
			Dilution Factor: 1		Analysis Time..: 13:43	Analyst ID.....: 000079	
			Instrument ID..: I5				
Silver	0.050	0.057	mg/L	114	SW846 6010B	06/18-06/19/09	LE5QT1AT
			Dilution Factor: 1		Analysis Time..: 13:43	Analyst ID.....: 000079	
			Instrument ID..: I5				
Mercury	0.0050	0.0048	mg/L	96	SW846 7470A	06/18-06/19/09	LE5QT1AK
			Dilution Factor: 1		Analysis Time..: 12:15	Analyst ID.....: 001576	
			Instrument ID..: H1				

NOTE(S):

Calculations are performed before rounding to avoid round-off errors in calculated results.

MATRIX SPIKE SAMPLE DATA REPORT

TCLP Metals

Client Lot #...: 9F11135 **Matrix.....:** SOLID
Date Sampled...: 06/11/09 **Date Received..:** 06/12/09

PARAMETER	SAMPLE AMOUNT	SPIKE AMT	MEASRD AMOUNT	UNITS	PERCNT RECVRY	RPD	METHOD	PREPARATION-ANALYSIS DATE	WORK ORDER #
MS Lot-Sample #: A9F120300-002 **Prep Batch #...:** 9169025									
Leach Date.....: 06/17/09 **Leach Batch #..:** P916805									
Arsenic									
	ND	5.0	4.8	mg/L	97		SW846 6010B	06/18-06/19/09	LEVC41AN
	ND	5.0	4.8	mg/L	96	1.1	SW846 6010B	06/18-06/19/09	LEVC41AP
			Dilution Factor: 5						
			Analysis Time..: 15:33		Instrument ID..: I5			Analyst ID.....: 000079	
Barium									
	0.033	50.0	48.7	mg/L	97		SW846 6010B	06/18-06/19/09	LEVC41AQ
	0.033	50.0	48.3	mg/L	97	0.78	SW846 6010B	06/18-06/19/09	LEVC41AR
			Dilution Factor: 5						
			Analysis Time..: 15:33		Instrument ID..: I5			Analyst ID.....: 000079	
Cadmium									
	0.0024	1.0	0.99	mg/L	99		SW846 6010B	06/18-06/19/09	LEVC41AT
	0.0024	1.0	0.99	mg/L	98	0.85	SW846 6010B	06/18-06/19/09	LEVC41AU
			Dilution Factor: 5						
			Analysis Time..: 15:33		Instrument ID..: I5			Analyst ID.....: 000079	
Chromium									
	0.0031	5.0	5.0	mg/L	99		SW846 6010B	06/18-06/19/09	LEVC41AV
	0.0031	5.0	4.9	mg/L	98	1.1	SW846 6010B	06/18-06/19/09	LEVC41AW
			Dilution Factor: 5						
			Analysis Time..: 15:33		Instrument ID..: I5			Analyst ID.....: 000079	
Lead									
	0.087	5.0	5.1	mg/L	100		SW846 6010B	06/18-06/19/09	LEVC41AX
	0.087	5.0	5.1	mg/L	99	0.71	SW846 6010B	06/18-06/19/09	LEVC41A0
			Dilution Factor: 5						
			Analysis Time..: 15:33		Instrument ID..: I5			Analyst ID.....: 000079	
Selenium									
	0.0075	1.0	0.96	mg/L	95		SW846 6010B	06/18-06/19/09	LEVC41A1
	0.0075	1.0	0.95	mg/L	95	0.29	SW846 6010B	06/18-06/19/09	LEVC41A2
			Dilution Factor: 5						
			Analysis Time..: 15:33		Instrument ID..: I5			Analyst ID.....: 000079	
Silver									
	ND	1.0	0.78	mg/L	78		SW846 6010B	06/18-06/19/09	LEVC41A3
	ND	1.0	0.83	mg/L	83	5.5	SW846 6010B	06/18-06/19/09	LEVC41A4
			Dilution Factor: 5						
			Analysis Time..: 15:33		Instrument ID..: I5			Analyst ID.....: 000079	

(Continued on next page)

MATRIX SPIKE SAMPLE DATA REPORT

TCLP Metals

Client Lot #...: 9F11135 **Matrix.....:** SOLID
Date Sampled...: 06/11/09 **Date Received..:** 06/12/09

PARAMETER	SAMPLE AMOUNT	SPIKE AMT	MEASRD AMOUNT	UNITS	PERCNT RECVRY	RPD	METHOD	PREPARATION-ANALYSIS DATE	WORK ORDER #
Mercury									
	ND	0.0050	0.0051	mg/L	102		SW846 7470A	06/18-06/19/09	LEVC41AL
	ND	0.0050	0.0051	mg/L	101	0.41	SW846 7470A	06/18-06/19/09	LEVC41AM

Dilution Factor: 1
Analysis Time..: 12:18 Instrument ID..: H1 Analyst ID.....: 001576

NOTE(S):

Calculations are performed before rounding to avoid round-off errors in calculated results.

TCLP

Method: TOTAL Sample Name: LETQET Operator: KLC
Run Time: 06/19/09 15:56 Filename: I50615A
Mode: CONC Type: S Corr. Factor: 1.00000
Lab ID.: N.CANTON Cust. Smpl. ID.: Cust. ID.:

Elems	Ag	Al	As	B	Ba	Be
Units	ppb	ppb	ppb	ppb	ppb	ppb
Avge	-.5124	1091.	4.7199	32.01	571.4	3.561
SDev	.9121	1.52	.68924	1.4	.1401	.0024
%RSD	178	.1393	14.603	4.376	.0245	.0684

Elems	Ca	Cd	Co	Cr	Cu	Fe
Units	ppb	ppb	ppb	ppb	ppb	ppb
Avge	66820.	9.384	726.9	3.652	-.3414	20870.
SDev	51.35	.0288	.4584	.5173	.4365	10.73
%RSD	.0768	.307	.0631	14.16	127.8	.0514

Elems	K	Mg	Mn	Mo	Na	Ni
Units	ppb	ppb	ppb	ppb	ppb	ppb
Avge	2804.	23160.	3913.	.1588	H1077e3	325.1
SDev	13.91	26.13	.3565	.9722	799.9	.221
%RSD	.4962	.1128	.0091	612.1	.0743	.068

Elems	Se	Pb	Sb	Sn	Ti	Tl
Units	ppb	ppb	ppb	ppb	ppb	ppb
Avge	3.5784	101.90	-1.3322	-2.088	-.6381	7.6075
SDev	2.9775	1.149	1.9931	.3158	.0011	1.8552
%RSD	83.208	1.1276	149.61	15.13	.1732	24.387

Elems	V	Zn	2203\1	2203\2	1960\1	1960\2
Units	ppb	ppb	ppb	ppb	ppb	ppb
Avge	.2451	4619.	99.840	102.92	8.5334	1.1046
SDev	.1973	3.984	.89264	1.2769	.27758	4.3254
%RSD	80.52	.0862	.89407	1.2406	3.2529	391.6

Elems	2068/2	2068/1	Y_3710	*Y
Units	ppb	ppb	ppb	
Avge	.64806	-2.3208	5.0000	20084.2
SDev	3.4664	4.7188	0	34.7905
%RSD	534.88	203.32	0	.17322

Method: TOTAL Sample Name: LETQNT Operator: KLC
Run Time: 06/19/09 16:00 Filename: I50615A
Mode: CONC Type: S Corr. Factor: 1.00000
Lab ID.: N.CANTON Cust. Smpl. ID.: Cust. ID.:

Elems	Ag	Al	As	B	Ba	Be
Units	ppb	ppb	ppb	ppb	ppb	ppb
Avge	-.3245	925.6	19.048	97.48	744.2	2.325
SDev	.3926	4.379	1.2396	.5231	2.885	.0032
%RSD	121	.4731	6.5077	.5366	.3877	.1362

Elems	Ca	Cd	Co	Cr	Cu	Fe
Units	ppb	ppb	ppb	ppb	ppb	ppb
Avge	121500.	94.69	73.50	28.53	14.32	20970.
SDev	568.3	.6326	.9001	.2169	.0403	101.3
%RSD	.4676	.6681	1.225	.7602	.2812	.483

Elems	K	Mg	Mn	Mo	Na	Ni
Units	ppb	ppb	ppb	ppb	ppb	ppb
Avge	2329.	7058.	4973.	-.1651	H1072e3	182.7
SDev	7.479	36.03	23.98	.1734	4063	1.16
%RSD	.3212	.5105	.4822	105	.379	.6348

Elems	Se	Pb	Sb	Sn	Ti	Tl
Units	ppb	ppb	ppb	ppb	ppb	ppb
Avge	5.4901	763.51	48.966	1.239	.0000	1.1989
SDev	1.5506	4.2556	2.6841	.644	0	.79433
%RSD	28.244	.55737	5.4817	51.98	0	66.255

Elems	V	Zn	2203\1	2203\2	1960\1	1960\2
Units	ppb	ppb	ppb	ppb	ppb	ppb
Avge	12.00	5337.	757.06	766.74	11.330	2.5745
SDev	.2959	23.76	3.199	4.7832	2.8992	.8773
%RSD	2.465	.4452	.42255	.62383	25.589	34.076

Elems	2068/2	2068/1	Y_3710	*Y
Units	ppb	ppb	ppb	
Avge	50.139	48.380	5.0000	19041.6
SDev	1.2996	3.3754	0	87.9644
%RSD	2.592	6.9768	0	.46195

Method: TOTAL Sample Name: LETQWT Operator: KLC
Run Time: 06/19/09 16:05 Filename: I50615A
Mode: CONC Type: S Corr. Factor: 1.00000
Lab ID.: N.CANTON Cust. Smpl. ID.: Cust. ID.:

Elems	Ag	Al	As	B	Ba	Be
Units	ppb	ppb	ppb	ppb	ppb	ppb
Avge	-.1366	216.6	5.4668	44.06	953.0	1.896
SDev	.3522	.383	1.506	1.995	.6114	.0353
%RSD	257.8	.1768	27.548	4.527	.0642	1.86

Elems	Ca	Cd	Co	Cr	Cu	Fe
Units	ppb	ppb	ppb	ppb	ppb	ppb
Avge	354400.	10.53	46.86	5.507	.5301	11710.
SDev	219.3	.1556	.122	.1491	.6365	1.096
%RSD	.0619	1.478	.2603	2.707	120.1	.0094

Elems	K	Mg	Mn	Mo	Na	Ni
Units	ppb	ppb	ppb	ppb	ppb	ppb
Avge	3140.	10290.	3639.	1.209	H1108e3	65.12
SDev	11.76	9.093	1.785	.521	2032	.2778
%RSD	.3746	.0884	.0491	43.11	.1833	.4265

Elems	Se	Pb	Sb	Sn	Ti	Tl
Units	ppb	ppb	ppb	ppb	ppb	ppb
Avge	7.2973	262.25	3.5594	-.1090	-5.438	3.3255
SDev	.31462	.12591	3.6032	.5502	.0116	2.1962
%RSD	4.3115	.04801	101.23	504.5	.213	66.041

Elems	V	Zn	2203\1	2203\2	1960\1	1960\2
Units	ppb	ppb	ppb	ppb	ppb	ppb
Avge	.2529	2819.	258.72	264.01	18.152	1.8781
SDev	.0711	1.55	.31749	.03029	2.6134	.83306
%RSD	28.13	.055	.12271	.01147	14.398	44.356

Elems	2068/2	2068/1	Y_3710	*Y
Units	ppb	ppb	ppb	
Avge	6.6524	2.0153	5.0000	18855.8
SDev	3.0791	3.8649	0	40.1642
%RSD	46.286	191.78	0	.213

TestAmerica North Canton

Metals Data Reporting Form

Instrument Detection Limits

Instrument: ICPST **Units:** ppb

Element	Wavelength	Reporting Limit	IDL	Date of IDL
Arsenic	189.042	500.0	2.9	05/14/09
Barium	493.409	10000.0	0.17	05/14/09
Cadmium	226.502	100.0	0.11	05/14/09
Chromium	267.716	500.0	1.1	05/14/09
Lead	220.353	500.0	1.1	05/14/09
Selenium	196.026	250.0	3.6	05/14/09
Silver	328.068	500.0	1.1	05/14/09

TestAmerica North Canton

Metals Data Reporting Form

Linear Dynamic Ranges

Instrument: ICPST **Units:** ppb

Element	Wavelength /Mass	Linear Range	Date of Linear Range
Arsenic	189.04	10000	05/12/09
Barium	493.41	25000	05/12/09
Cadmium	226.50	2500	05/12/09
Chromium	267.72	50000	05/12/09
Lead	220.35	15000	05/12/09
Selenium	196.03	10000	05/12/09
Silver	328.07	2000	05/13/09

North Canton

TestAmerica North Canton TCLP Logbook

					Pre-Test			% Dry Solids				Leach Start						Leach Finish					
Pre-Prep Batch	Lot #	Sample No.	Parameters	Matrix	Wt (g) Sample	pH after water	pH after heating	Wt (g) Sample	Wt (g) Filter	Filter + Particulates Wt (g)	% Dry Solids	Wt (g) Sample	Buffer #	Date On	Buffer ID	Time On	Initials On	Date Off	Time Off	pH Off	Initials Off	Tumbler ID	Comments
P916805	A9F090210	LEKTA T	M B P H	SOLID	5.04	5.69	1.86				#DIV/0!	99.97	1	06/17/09	7351	1:30p	DONATJ	06/18/09	7:25a	5.62	JONESDI	A	
P916805	A9F090210	LEKV3 T	M B P H	SOLID	4.95	5.80	1.66				#DIV/0!	100.21	1	06/17/09	7351	1:30p	DONATJ	06/18/09	7:25a	5.27	JONESDI	A	
P916805	A9F090210	LEKV8 T	M B P H	SOLID	4.99	5.86	2.22				#DIV/0!	100.18	1	06/17/09	7351	1:30p	DONATJ	06/18/09	7:25a	5.20	JONESDI	A	
P916805	A9F090210	LEKVR T	M B P H	SOLID	5.02	5.88	2.35				#DIV/0!	99.94	1	06/17/09	7351	1:30p	DONATJ	06/18/09	7:25a	4.84	JONESDI	A	
P916805	A9F090210	LEKVX T	M B P H	SOLID	5.00	6.07	1.76				#DIV/0!	99.91	1	06/17/09	7352	1:30p	DONATJ	06/18/09	7:25a	4.95	JONESDI	A	
P916805	A9F120257	LET23 T	M B	SOLID	See 6/16/09						#DIV/0!	100.01	1	06/17/09	7352	1:30p	DONATJ	06/18/09	7:25a	6.17	JONESDI	A	
P916805	A9F120214	LETQE T	M B P H	SOLID	5.04	6.75	1.53				#DIV/0!	99.94	1	06/17/09	7352	1:30p	DONATJ	06/18/09	7:25a	5.07	JONESDI	A	
P916805	A9F120214	LETQN T	M B P H	SOLID	5.05	6.76	1.50				#DIV/0!	100.24	1	06/17/09	7352	1:30p	DONATJ	06/18/09	7:25a	5.09	JONESDI	A	
P916805	A9F120214	LETQW T	M B P H	SOLID	5.03	6.76	1.50				#DIV/0!	99.86	1	06/17/09	7353	1:30p	DONATJ	06/18/09	7:25a	5.38	JONESDI	B	
P916805	A9F120300	LEVC4 T	M	SOLID	5.06	5.51	1.44				#DIV/0!	99.95	1	06/17/09	7353	1:30p	DONATJ	06/18/09	7:25a	4.87	JONESDI	I	MS/MSD
P916804	A9F120300	LEVCE T	M B	WASTE	5.07	5.85	1.43				#DIV/0!	100.07	1	06/17/09	7353	1:30p	DONATJ	06/18/09	7:25a	4.97	JONESDI	B	MS/MSD
P916805	A9F150107	LEXPD T	M B P H	SOLID	4.98	6.67	1.51				#DIV/0!	100.09	1	06/17/09	7353	1:30p	DONATJ	06/18/09	7:25a	6.12	JONESDI	B	
P916805	A9F150107	LEXPN T	M B P H	SOLID	5.08	6.38	1.56				#DIV/0!	100.10	1	06/17/09	7354	1:30p	DONATJ	06/18/09	7:25a	5.24	JONESDI	B	
P916805	A9F160235	LE194 T	M	SOLID	4.90	9.01	1.67				#DIV/0!	99.93	1	06/17/09	7354	1:30p	DONATJ	06/18/09	7:25a	5.91	JONESDI	I	
P916804		LE24EB		BLANK							#DIV/0!		1	06/17/09	7354	1:30p	DONATJ	06/18/09	7:25a	4.98	JONESDI	B	
P916805		LE24GB		BLANK							#DIV/0!		1	06/17/09	7354	1:30p	DONATJ	06/18/09	7:25a	4.98	JONESDI	B	
				BLANK							#DIV/0!		1	06/17/09	7355	1:30p	DONATJ	06/18/09	7:25a	4.98	JONESDI	B	
				BLANK							#DIV/0!		1	06/17/09	7355	1:30p	DONATJ	06/18/09	7:25a	4.98	JONESDI	B	
											#DIV/0!												
											#DIV/0!												
											#DIV/0!												
											#DIV/0!												
											#DIV/0!												
											#DIV/0!												

T=TCLP E=SPLPE W=SPLPW DI= DI Leach

METHOD BLANK REPORT

General Chemistry

Client Lot #...: 9F11135 **Matrix.....:** SOLID

PARAMETER	RESULT	REPORTING LIMIT	UNITS	METHOD	PREPARATION-ANALYSIS DATE	PREP BATCH #
Acid-soluble sulfide		Work Order #: LE5251AA		MB Lot-Sample #:	A9F180000-140	
	ND	30.0	mg/kg	SW846 9030B/9034	06/18/09	9169140
		Dilution Factor: 1				
Cyanide, Total		Work Order #: LE7A41AA		MB Lot-Sample #:	A9F180000-432	
	ND	0.50	mg/kg	SW846 9012A	06/18/09	9169432
		Dilution Factor: 1				
Percent Solids		Work Order #: LE6P61AA		MB Lot-Sample #:	A9F180000-277	
	ND	10.0	%	MCAWW 160.3 MOD	06/18-06/19/09	9169277
		Dilution Factor: 1				
Percent Solids		Work Order #: LE6RD1AA		MB Lot-Sample #:	A9F180000-283	
	ND	10.0	%	MCAWW 160.3 MOD	06/18-06/19/09	9169283
		Dilution Factor: 1				

NOTE(S):

Calculations are performed before rounding to avoid round-off errors in calculated results.

LABORATORY CONTROL SAMPLE EVALUATION REPORT

General Chemistry

Client Lot #...: 9F11135 Matrix.....: SOLID

PARAMETER	PERCENT RECOVERY	RECOVERY LIMITS	METHOD	PREPARATION-ANALYSIS DATE	PREP BATCH #
Acid-soluble sulfide		Work Order #: LE5251AC	LCS Lot-Sample#: A9F180000-140		
	87	(70 - 130)	SW846 9030B/9034	06/18/09	9169140
		Dilution Factor: 1			
Corrosivity		Work Order #: LEVNE1AA	LCS Lot-Sample#: A9F120000-481		
	99	(97 - 103)	SW846 9045C	06/12/09	9163481
		Dilution Factor: 1			
Cyanide, Total		Work Order #: LE7A41AC	LCS Lot-Sample#: A9F180000-432		
	122	(68 - 123)	SW846 9012A	06/18/09	9169432
		Dilution Factor: 1			

NOTE(S):

Calculations are performed before rounding to avoid round-off errors in calculated results.

LABORATORY CONTROL SAMPLE DATA REPORT

General Chemistry

Client Lot #...: 9F11135 **Matrix.....:** SOLID

PARAMETER	SPIKE AMOUNT	MEASURED AMOUNT	UNITS	PERCNT RECVRY	METHOD	PREPARATION-ANALYSIS DATE	PREP BATCH #
Acid-soluble sulfide			Work Order #: LE5251AC		LCS Lot-Sample#:	A9F180000-140	
	94.8	82.7	mg/kg	87	SW846 9030B/9034	06/18/09	9169140
			Dilution Factor: 1				
Corrosivity			Work Order #: LEVNE1AA		LCS Lot-Sample#:	A9F120000-481	
	8.5	8.4	No Units	99	SW846 9045C	06/12/09	9163481
			Dilution Factor: 1				
Cyanide, Total			Work Order #: LE7A41AC		LCS Lot-Sample#:	A9F180000-432	
	3.0	3.6	mg/kg	122	SW846 9012A	06/18/09	9169432
			Dilution Factor: 1				

NOTE(S):

Calculations are performed before rounding to avoid round-off errors in calculated results.

MATRIX SPIKE SAMPLE EVALUATION REPORT

General Chemistry

Client Lot #...: 9F11135 **Matrix.....:** SO
Date Sampled...: 06/11/09 16:00 **Date Received..:** 06/12/09

PARAMETER	PERCENT RECOVERY	RECOVERY LIMITS	RPD	RPD LIMITS	METHOD	PREPARATION-ANALYSIS DATE	PREP BATCH #
Acid-soluble sulfide	WO#: LETQW1CP-MS/LETQW1CQ-MSD					MS Lot-Sample #: A9F120214-008	
	47	(10 - 154)			SW846 9030B/9034	06/18/09	9169140
	47	(10 - 154)	0.0	(0-20)	SW846 9030B/9034	06/18/09	9169140
		Dilution Factor: 1					

NOTE(S):

Calculations are performed before rounding to avoid round-off errors in calculated results.

Results and reporting limits have been adjusted for dry weight.

MATRIX SPIKE SAMPLE DATA REPORT

General Chemistry

Client Lot #...: 9F11135 **Matrix.....:** SO
Date Sampled...: 06/11/09 16:00 **Date Received..:** 06/12/09

PARAMETER	SAMPLE AMOUNT	SPIKE AMT	MEASRD AMOUNT	UNITS	PERCNT RECVRY	RPD	METHOD	PREPARATION-ANALYSIS DATE	PREP BATCH #
Acid-soluble sulfide			WO#: LETQW1CP-MS/LETQW1CQ-MSD				MS Lot-Sample #: A9F120214-008		
	193	144	260	mg/kg	47		SW846 9030B/9	06/18/09	9169140
	193	144	260	mg/kg	47	0.0	SW846 9030B/9	06/18/09	9169140
			Dilution Factor: 1						

NOTE(S):

Calculations are performed before rounding to avoid round-off errors in calculated results.

Results and reporting limits have been adjusted for dry weight.

MATRIX SPIKE SAMPLE EVALUATION REPORT

General Chemistry

Client Lot #...: 9F11135 **Matrix.....:** SOLID
Date Sampled...: 06/09/09 10:30 **Date Received..:** 06/10/09

PARAMETER	PERCENT RECOVERY	RECOVERY LIMITS	RPD	RPD LIMITS	METHOD	PREPARATION-ANALYSIS DATE	PREP BATCH #
						% Moisture.....: 17	
Cyanide, Total		WO#: LEM691A1-MS/LEM691A2-MSD				MS Lot-Sample #: A9F100267-004	
	86	(50 - 134)			SW846 9012A	06/18/09	9169432
	87	(50 - 134)	0.55	(0-20)	SW846 9012A	06/18/09	9169432
		Dilution Factor: 1					

NOTE(S):

Calculations are performed before rounding to avoid round-off errors in calculated results.

Results and reporting limits have been adjusted for dry weight.

MATRIX SPIKE SAMPLE DATA REPORT

General Chemistry

Client Lot #...: 9F11135 **Matrix.....:** SOLID
Date Sampled...: 06/09/09 10:30 **Date Received..:** 06/10/09

PARAMETER	SAMPLE AMOUNT	SPIKE AMT	MEASRD AMOUNT	UNITS	PERCNT RECVRY	RPD	METHOD	PREPARATION-ANALYSIS DATE	PREP BATCH #
								% Moisture.....: 17	
Cyanide, Total			WO#: LEM691A1-MS/LEM691A2-MSD				MS Lot-Sample #: A9F100267-004		
	ND	2.4	2.2	mg/kg	86		SW846 9012A	06/18/09	9169432
	ND	2.4	2.2	mg/kg	87	0.55	SW846 9012A	06/18/09	9169432
			Dilution Factor: 1						

NOTE(S):

Calculations are performed before rounding to avoid round-off errors in calculated results.

Results and reporting limits have been adjusted for dry weight.

SAMPLE DUPLICATE EVALUATION REPORT

General Chemistry

Client Lot #...: A9F110135 **Work Order #...:** LETQE-SMP LETQE-DUP **Matrix.....:** SO

Date Sampled...: 06/11/09 11:50 **Date Received..:** 06/12/09

% Moisture.....: 62

PARAM	RESULT	DUPLICATE RESULT	UNITS	RPD	RPD LIMIT	METHOD	PREPARATION-ANALYSIS DATE	PREP BATCH #
Corrosivity						SD Lot-Sample #: A9F120214-003		
	6.4	6.4	No Units	0.31	(0-20)	SW846 9045C	06/12/09	9163481

Dilution Factor: 1

SAMPLE DUPLICATE EVALUATION REPORT

General Chemistry

Client Lot #...: A9F110135 **Work Order #...:** LE135-SMP LE135-DUP **Matrix.....:** SOLID

Date Sampled...: 06/10/09 15:00 **Date Received..:** 06/16/09

% Moisture.....: 13

PARAM	RESULT	DUPLICATE RESULT	UNITS	RPD	RPD LIMIT	METHOD	PREPARATION-ANALYSIS DATE	PREP BATCH #
Percent Solids						SD Lot-Sample #: A9F160210-001		
	87.1	88.5	%	1.5	(0-20)	MCAWW 160.3 MOD	06/18-06/19/09	9169277

Dilution Factor: 1

SAMPLE DUPLICATE EVALUATION REPORT

General Chemistry

Client Lot #...: A9F110135 **Work Order #...:** LE4E9-SMP LE4E9-DUP **Matrix.....:** SOLID

Date Sampled...: 06/16/09 12:05 **Date Received..:** 06/17/09

% Moisture.....: 14

PARAM	RESULT	DUPLICATE RESULT	UNITS	RPD	RPD LIMIT	METHOD	PREPARATION-ANALYSIS DATE	PREP BATCH #
Percent Solids						SD Lot-Sample #: A9F170195-003		
	86.2	87.4	%	1.4	(0-20)	MCAWW 160.3 MOD	06/18-06/19/09	9169277

Dilution Factor: 1

SAMPLE DUPLICATE EVALUATION REPORT

General Chemistry

Client Lot #...: A9F110135 **Work Order #...:** LERKC-SMP **Matrix.....:** SOLID
LERKC-DUP

Date Sampled...: 06/10/09 13:25 **Date Received..:** 06/12/09

% Moisture.....: 20

PARAM	RESULT	DUPLICATE RESULT	UNITS	RPD	RPD LIMIT	METHOD	PREPARATION-ANALYSIS DATE	PREP BATCH #
Percent Solids						SD Lot-Sample #: A9F120105-008		
	80.2	79.1	%	1.4	(0-20)	MCAWW 160.3 MOD	06/18-06/19/09	9169283

Dilution Factor: 1

SAMPLE DUPLICATE EVALUATION REPORT

General Chemistry

Client Lot #...: A9F110135 **Work Order #...:** LETN8-SMP LETN8-DUP **Matrix.....:** SO

Date Sampled...: 06/11/09 10:30 **Date Received..:** 06/12/09

% Moisture.....: 23

PARAM	RESULT	DUPLICATE RESULT	UNITS	RPD	RPD LIMIT	METHOD	PREPARATION-ANALYSIS DATE	PREP BATCH #
Percent Solids						SD Lot-Sample #: A9F120214-001		
	77.0	78.5	%	1.9	(0-20)	MCAWW 160.3 MOD	06/18-06/19/09	9169283

Dilution Factor: 1

SAMPLE DUPLICATE EVALUATION REPORT

General Chemistry

Client Lot #...: A9F110135 **Work Order #...:** LE1XQ-SMP LE1XQ-DUP **Matrix.....:** SOLID

Date Sampled...: 06/11/09 11:26 **Date Received..:** 06/16/09

% Moisture.....: 25

PARAM	RESULT	DUPLICATE RESULT	UNITS	RPD	RPD LIMIT	METHOD	PREPARATION-ANALYSIS DATE	PREP BATCH #
Flashpoint						SD Lot-Sample #: A9F160187-008		
	>180	>180	deg F	0.0	(0-20)	SW846 1010	06/24/09	9175444

Dilution Factor: 1

SAMPLE DUPLICATE EVALUATION REPORT

General Chemistry

Client Lot #...: A9F110135 **Work Order #...:** LE64L-SMP LE64L-DUP **Matrix.....:** WASTE

Date Sampled...: 06/15/09 15:30 **Date Received..:** 06/18/09

PARAM	RESULT	DUPLICATE RESULT	UNITS	RPD	RPD LIMIT	METHOD	PREPARATION-ANALYSIS DATE	PREP BATCH #
Flashpoint						SD Lot-Sample #: H9F180243-001		
	110	115	deg F	4.0	(0-20)	SW846 1010	06/24/09	9175444

Dilution Factor: 1

SAMPLE DUPLICATE EVALUATION REPORT

General Chemistry

Client Lot #...: A9F110135 **Work Order #...:** LE64V-SMP LE64V-DUP **Matrix.....:** WASTE

Date Sampled...: 06/15/09 15:30 **Date Received..:** 06/18/09

PARAM	RESULT	DUPLICATE RESULT	UNITS	RPD	RPD LIMIT	METHOD	PREPARATION-ANALYSIS DATE	PREP BATCH #
Flashpoint						SD Lot-Sample #:	H9F180243-002	
	68	70	deg F	1.4	(0-20)	SW846 1010	06/24/09	9175444

Dilution Factor: 1

Tetra Tech NUS **INTERNAL CORRESPONDENCE**

TO:	**D. MURALI**	**DATE:**	**July 27, 2009**
FROM:	**MEGAN CARSON**	**COPIES:**	**DV FILE**

SUBJECT: **ORGANIC DATA VALIDATION – VOC, SVOC, PAH, PEST/PCB, HERB**
LOCKHEED MARTIN
SAMPLE DELIVERY GROUP (SDG) – 9F15107

SAMPLES:

7/Sediment/			
ILSD-9	ILSD-17	ILSD-23	ILSD-24
MHSD-2	MHSD-2D	MHSD-3	
2/Waters/			
RB061209	TB061209		

Overview

The sample set for Lockheed Martin, SDG 9F15107, consists of seven (7) sediment environmental samples, one rinse blank, and one trip blank. One field duplicate pair was included within this SDG: MHSD-2/MHSD-2D.

Samples were analyzed for volatile organic compounds (VOCs), semi-volatile organic compounds (SVOC), polycyclic aromatic hydrocarbons (PAH), pesticides (PEST), polychlorinated biphenyls (PCB), and herbicides (HERB). Three samples were also extracted and analyzed using toxicity characteristic leaching procedures (TCLP). The samples were collected by Tetra Tech NUS on June 12th, 2009 and analyzed by TestAmerica Laboratories under Naval Facilities Service Engineering Center (NFESC) Quality Assurance / Quality Control (QA/QC) criteria using USEPA SW 846 Methods 1311, 8260B, 8270C, 8081A, 8082, and 8151A.

The findings offered in this report are based upon a general review of all available data. The data review was based on data completeness, holding times, GS/MS tuning, initial and continuing calibration results, laboratory method / trip blank results, surrogate spike recoveries, internal standard recoveries, matrix spike / matrix spike duplicate recoveries, field duplicate results, detection limits, compound quantitation and compound identification.

Areas of concern with respect to data quality are listed below.

Major Problems

- The initial calibration performed on instrument A3UX8A on 6/8/09 had a relative response factor (RRF) <0.05 for tert-butyl-alcohol. Samples, ILSD-17, ILSD-23, ILSD-24, MHSD-2, MHSD-2D, and MHSD-3 were affected. All sample results were non-detect and were qualified as rejected (UR).

- The continuing calibration performed on instrument A3UX8A on 6/22/09 at 20:50 had a percent difference>25% but <50% for acetone, 2-butanone, 1,2-dichloroethane, 1,1,2,2-tetrachloroethane, 4-methyl-2-pentanone, 2-hexanone, 1,2,3-trichloropropane, 1,2-dibromo-3-chloropropane and a RRF < 0.05 for tert-butyl-alcohol. Samples ILSD-23, ILSD-24, MHSD-2, MHSD-2D, and MHSD-3 were affected. Positive results for acetone, 2-butanone, 1,2-dichloroethane, 1,1,2,2-tetrachloroethane, 4-methyl-2-pentanone, 2-hexanone, 1,2,3-trichloropropane, and 1,2-dibromo-3-chloropropane were qualified as estimated (J) and non-detects were not qualified. All sample results for tert-butyl-alcohol were non-detect and were qualified as rejected (UR).

- The continuing calibration performed on instrument A3UX8A on 6/23/09 at 19:16 had a percent difference >25%but<50% for acetone, 2-butanone, 4-methyl-2-pentanone, 2-hexanone and a relative response factor <0.05 for tert-butyl alchol. ILSD-17 was the only sample affected. Positive results for 2-butanone, 4-methyl-2-pentanone, and 2-hexanone were qualified as estimated (J) and non-detects were not qualified. All sample results for tert-butyl-alcohol were non-detect and were qualified as rejected (UR).

- The initial calibration performed on instrument A3UX11 on 6/22/09 had a relative response factor less than <0.05 for tert-butyl alcohol. Samples RB061209 and TB061209 were the only samples affected. Positive results were qualified as biased low (L) and non-detect results were qualified as rejected (UR).

- The continuing calibration performed on instrument A3UX11 on 6/25/09 at 08:53 had a percent difference >25% but <50% for trichlorofluoromethane and a relative response factor <0.05 for tert-butyl alcohol. Samples RB061209 and TB061209 were the only samples affected. Results for trichlorofluoromethane were all non-detect and were not qualified. Positive results for tert-butyl alcohol were qualified as biased low (L) and non-detect results for tert-butyl alcohol were qualified as rejected (UR).

Minor Problems

- Sample MHSD-2 had a percent solid value <30%. All Positive results were qualified as estimated (J) and all non-detect results were qualified as estimate (UJ).

- Sample MHSD-2D had a percent solid value <30%. All Positive results were qualified as estimated (J) and all non-detect results were qualified as estimate (UJ).

- The following contaminants were detected in the laboratory method at the following maximum concentrations for the VOC fraction:

Compound	Maximum Concentration	Action Level
Naphthalene	0.66ug/kg	3.3ug/kg
1,2,4-trichlorobenzene	0.46	2.3ug/kg
1,2,3-trichlorobenzene	0.54	2.7ug/kg
Methylene chloride	1.3ug/kg	13.0ug/kg

An action level of 5X (10X for methylene chloride) the maximum contaminant level has been used to evaluate sample data for blank contamination. Sample aliquot, percent solids, and dilution factors were taken into consideration when evaluating for blank contamination. Positive results less than the blank action level for the above compounds were qualified "B" as a result of blank contamination.

- The field duplicate pair MHSD-2 and MHSD-2D had an RPD above the quality control limit of 50% for VOC fraction compounds: 1,2,4-trichlorobenzene and 1,4-dichlorobenzene positive results were qualified as estimated (J) and non-detects were qualified as estimated (UJ).

Notes

Positive results less than the reporting limit but greater than the method detection limit were qualified as estimated (J).

No laboratory spike duplicate was analyzed for the Semi-volatile fraction.

Sample ILSD-17 was analyzed at a 5X dilution (VOC) to bring 1,4-dichlorobenzene, 1,3-dichlorobenzene, and chlorobenzene within linear calibration range.

The VOC matrix spike for sample MHSD-3 had a high percent recovery and a high relative percent difference for chlorobenzene. No validation action is warranted based on matrix spike noncompliances alone.

The continuing calibration performed on instrument A3UX8A on 6/22/09 at 20:28 had a percent difference >25% but <50% for 1,2,3-trimethylbenzene. Samples ILSD-23, ILSD-24, MHSD-2, MHSD-2D, and MHSD-3 were affected. No validation action was warranted as sample results were non-detect.

The continuing calibration performed on instrument A3UX11 on 6/25/09 at 09:54 had a percent difference >25% but <50% for dichlorodifluoromethane. Samples RB061209 and TB061209 were the only samples affected. No validation action was warranted as sample results were non-detect.

The continuing calibration performed on instrument A3UX12 on 6/19/09 at 11:42 had a percent difference >25% but <50% for carbon tetrachloride. Samples ILSD-24 and MHSD-2 were the only samples affected. No validation action was warranted as sample results were non-detect.

The following samples were analyzed at dilutions for the PAH fraction:

Sample	Dilution Factor	Compound/Compounds Diluted
ILSD-17	10X	Fluoranthene, Phenoathrene, Pyrene
ILSD-23	2X	Fluoranthene, Pyrene
ILSD-24	4X	Diluted for matrix.
ILSD-9	2X	Fluoranthene, Pyrene

The SVOC matrix spike and matrix spike duplicate for sample MHSD-3 had a relative percent difference greater than the quality control limit for 1,4-dichlorobenzene and pentachlorophenol. No validation action is warranted based on matrix spike noncompliances alone.

The laboratory control sample for sample MHSD-3 had a high percent recovery for heptachlor epoxide. No validation action is warranted based on laboratory spike non-compliances alone.

The continuing calibration performed on instrument A2HP9 on 6/19/09 at 11:40 had a percent difference >15% but <50% for methoxychlor. All compounds in the SDG were affected. No validation action was warranted as sample results were non-detect.

The continuing calibration performed on instrument A2HP9 on 6/19/09 at 21:26 had a percent difference >15% but <50% for heptachlor epoxide, methoxychlor, and toxaphene. All compounds in the SDG were affected. No validation action was warranted as sample results were non-detect.

The following samples were analyzed at dilutions for the PCB fraction:

Sample	Dilution Factor	Compound/Compounds Diluted
ILSD-17	5X	Aroclor 1260
MHSD-3	10X	Aroclor 1260

The matrix spike and matrix spike duplicate for sample MHSD-3 had recoveries outside of control limits due to sample dilution. No validation action is warranted based on matrix spike and matrix spike duplicate noncompliances alone.

Naphthalene was reported in both VOC and PAH fractions. Naphthalene results from the PAH fraction were used for validation. Naphthalene was deleted from the VOC fraction.

Executive Summary

Laboratory Performance: Several initial and continuing calibrations had low RRFs for tert-butyl alcohol which resulted in rejection of data. VOC method blanks contained contaminates.

Other Factors Affecting Data Quality: Field duplicate pair MHSD-2/MHSD-2D had RPDs above quality control limits for several VOC compounds. Several samples had to be analyzed at dilutions for PAH compounds.

The data for these analyses were reviewed with reference to the "National Functional Guidelines for Organic Data Validation", September 1994 as amended for use within USEPA Region III.

The text of this report has been formulated to address only those problem areas affecting data quality.

Megan Carson

Tetra Tech NUS
Megan Carson
Chemist/Data Validator

Edward Leedham for

Tetra Tech NUS
Joseph A. Samchuck
Quality Assurance Officer

Attachments:

1. Appendix A - Qualified Analytical Results
2. Appendix B - Results as reported by the Laboratory
3. Appendix C - Support Documentation

APPENDIX A

QUALIFIED ANALYTICAL RESULTS

PROJ_NO: 02135	NSAMPLE	ILSD-17			ILSD-23			ILSD-24			MHSD-2		
SDG: 9F15107	LAB_ID	A9F150107006			A9F150107001			A9F150107003			A9F150107004		
FRACTION: OV	SAMP_DATE	6/12/2009			6/12/2009			6/12/2009			6/12/2009		
MEDIA: SEDIMENT	QC_TYPE	NM			NM			NM			NM		
	UNITS	UG/KG			UG/KG			UG/KG			UG/KG		
	PCT_SOLIDS	55.0			72.0			80.0			19.0		
	DUP_OF												
PARAMETER	RESULT	VQL	QLCD	RESULT	VQL	QLCD	RESULT	VQL	QLCD	RESULT	VQL	QLCD
1,1,1,2-TETRACHLOROETHANE	5.6	U		0.86	U		0.78	U		3.3	UJ	Y
1,1,1-TRICHLOROETHANE	5.1	U		0.77	U		0.7	U		3	UJ	Y
1,1,2,2-TETRACHLOROETHANE	3.1	U		0.47	U		0.43	U		1.8	UJ	Y
1,1,2-TRICHLOROTRIFLUOROETHANE	12	U		1.8	U		1.6	U		6.9	UJ	Y
1,1-DICHLOROETHANE	3.2	U		0.5	U		0.45	U		1.9	UJ	Y
1,1-DICHLOROETHENE	4.7	U		0.72	U		0.65	U		2.8	UJ	Y
1,1-DICHLOROPROPENE	2.7	U		0.42	U		0.38	U		1.6	UJ	Y
1,2,3-TRICHLOROBENZENE	31	B	A	0.53	U		0.48	U		18	B	A
1,2,3-TRICHLOROPROPANE	8.1	U		1.2	U		1.1	U		4.8	UJ	Y
1,2,3-TRIMETHYLBENZENE	1.5	U		0.24	U		0.21	U		0.9	UJ	Y
1,2,4-TRICHLOROBENZENE	100			0.37	U		0.34	U		33	J	YG
1,2,4-TRIMETHYLBENZENE	5.9	U		0.9	U		0.81	U		3.4	UJ	Y
1,2-DIBROMO-3-CHLOROPROPANE	12	U		1.8	U		1.6	U		6.9	UJ	Y
1,2-DIBROMOETHANE	4.5	U		0.69	U		0.63	U		2.7	UJ	Y
1,2-DICHLOROBENZENE	120			0.5	U		0.45	U		1.9	UJ	Y
1,2-DICHLOROETHANE	3.1	U		0.47	U		0.43	U		1.8	UJ	Y
1,2-DICHLOROPROPANE	6.2	U		0.95	U		0.86	U		3.7	UJ	Y
1,3-DICHLOROBENZENE	280			0.48	U		0.44	U		3.4	J	PY
1,3-DICHLOROPROPANE	3.1	U		0.47	U		0.43	U		1.8	UJ	Y
1,4-DICHLOROBENZENE	870			0.91	U		0.83	U		14	J	PYG
2,2-DICHLOROPROPANE	8.5	U		1.3	U		1.2	U		5	UJ	Y
2-BUTANONE	28	J	P	1.9	U		1.8	U		30	J	CPY
2-CHLOROETHYL VINYL ETHER	13	U		1.9	U		1.8	U		7.4	UJ	Y
2-CHLOROTOLUENE	3.6	U		0.55	U		0.5	U		2.1	UJ	Y
2-HEXANONE	5.7	U		0.87	U		0.79	U		3.3	UJ	Y
4-CHLOROTOLUENE	3.7	U		0.57	U		0.51	U		2.2	UJ	Y
4-ISOPROPYLTOLUENE	3.2	J	P	0.29	U		0.26	U		1.1	UJ	Y
4-METHYL-2-PENTANONE	4.9	U		0.75	U		0.68	U		2.9	UJ	Y
ACETONE	100	J	C	8.7	U		7.9	U		110	J	CY
BENZENE	2.6	J	P	0.32	U		0.29	U		1.2	UJ	Y
BROMOBENZENE	6.4	U		0.98	U		0.89	U		3.8	UJ	Y
BROMOCHLOROMETHANE	6.4	U		0.98	U		0.89	U		3.8	UJ	Y
BROMODICHLOROMETHANE	2.5	U		0.39	U		0.35	U		1.5	UJ	Y
BROMOFORM	3	U		0.46	U		0.41	U		1.7	UJ	Y
BROMOMETHANE	4.9	U		0.75	U		0.68	U		2.9	UJ	Y
CARBON DISULFIDE	14	J	P	0.61	U		0.55	U		2.3	UJ	Y

PROJ_NO: 02135	NSAMPLE	MHSD-2D			MHSD-3		
SDG: 9F15107	LAB_ID	A9F150107009			A9F150107005		
FRACTION: OV	SAMP_DATE	6/12/2009			6/12/2009		
MEDIA: SEDIMENT	QC_TYPE	NM			NM		
	UNITS	UG/KG			UG/KG		
	PCT_SOLIDS	17.0			54.0		
	DUP_OF	MHSD-2					
PARAMETER		RESULT	VQL	QLCD	RESULT	VQL	QLCD
1,1,1,2-TETRACHLOROETHANE		3.6	UJ	Y	1.2	U	
1,1,1-TRICHLOROETHANE		3.3	UJ	Y	1	U	
1,1,2,2-TETRACHLOROETHANE		2	UJ	Y	0.63	U	
1,1,2-TRICHLOROTRIFLUOROETHANE		7.6	UJ	Y	2.4	U	
1,1-DICHLOROETHANE		2.1	UJ	Y	0.67	U	
1,1-DICHLOROETHENE		3.1	UJ	Y	0.97	U	
1,1-DICHLOROPROPENE		1.8	UJ	Y	0.56	U	
1,2,3-TRICHLOROBENZENE		20	B	A	0.71	U	
1,2,3-TRICHLOROPROPANE		5.3	UJ	Y	1.7	U	
1,2,3-TRIMETHYLBENZENE		1	UJ	Y	0.32	U	
1,2,4-TRICHLOROBENZENE		72	J	YG	0.5	U	
1,2,4-TRIMETHYLBENZENE		3.8	UJ	Y	1.2	U	
1,2-DIBROMO-3-CHLOROPROPANE		7.6	UJ	Y	2.4	U	
1,2-DIBROMOETHANE		2.9	UJ	Y	0.93	U	
1,2-DICHLOROBENZENE		2.1	UJ	Y	0.67	U	
1,2-DICHLOROETHANE		2	UJ	Y	0.63	U	
1,2-DICHLOROPROPANE		4.1	UJ	Y	1.3	U	
1,3-DICHLOROBENZENE		24	J	PY	0.65	U	
1,3-DICHLOROPROPANE		2	UJ	Y	0.63	U	
1,4-DICHLOROBENZENE		51	J	YG	1.2	U	
2,2-DICHLOROPROPANE		5.5	UJ	Y	1.8	U	
2-BUTANONE		31	J	CPY	2.6	U	
2-CHLOROETHYL VINYL ETHER		8.2	UJ	Y	2.6	U	
2-CHLOROTOLUENE		2.3	UJ	Y	0.75	U	
2-HEXANONE		3.7	UJ	Y	1.2	U	
4-CHLOROTOLUENE		2.4	UJ	Y	0.76	U	
4-ISOPROPYLTOLUENE		1.2	UJ	Y	0.39	U	
4-METHYL-2-PENTANONE		3.2	UJ	Y	1	U	
ACETONE		110	J	CY	12	U	
BENZENE		1.4	UJ	Y	0.43	U	
BROMOBENZENE		4.2	UJ	Y	1.3	U	
BROMOCHLOROMETHANE		4.2	UJ	Y	1.3	U	
BROMODICHLOROMETHANE		1.6	UJ	Y	0.52	U	
BROMOFORM		1.9	UJ	Y	0.62	U	
BROMOMETHANE		3.2	UJ	Y	1	U	
CARBON DISULFIDE		2.6	UJ	Y	0.82	U	

PROJ_NO: 02135	NSAMPLE	ILSD-17			ILSD-23			ILSD-24			MHSD-2		
SDG: 9F15107	LAB_ID	A9F150107006			A9F150107001			A9F150107003			A9F150107004		
FRACTION: OV	SAMP_DATE	6/12/2009			6/12/2009			6/12/2009			6/12/2009		
MEDIA: SEDIMENT	QC_TYPE	NM			NM			NM			NM		
	UNITS	UG/KG			UG/KG			UG/KG			UG/KG		
	PCT_SOLIDS	55.0			72.0			80.0			19.0		
	DUP_OF												

PARAMETER	RESULT	VQL	QLCD	RESULT	VQL	QLCD	RESULT	VQL	QLCD	RESULT	VQL	QLCD
CARBON TETRACHLORIDE	3.3	U		0.51	U		0.46	U		2	UJ	Y
CHLOROBENZENE	1100			0.46	U		0.41	U		1.7	UJ	Y
CHLORODIBROMOMETHANE	5	U		0.76	U		0.69	U		2.9	UJ	Y
CHLOROETHANE	7.8	U		1.2	U		1.1	U		4.6	UJ	Y
CHLOROFORM	2.6	U		0.4	U		0.36	U		1.5	UJ	Y
CHLOROMETHANE	3.7	U		0.57	U		0.51	U		2.2	UJ	Y
CIS-1,2-DICHLOROETHENE	3.2	U		0.5	U		0.78	J	P	1.9	UJ	Y
CIS-1,3-DICHLOROPROPENE	3.1	U		0.47	U		0.43	U		1.8	UJ	Y
DIBROMOMETHANE	5.7	U		0.87	U		0.79	U		3.3	UJ	Y
DICHLORODIFLUOROMETHANE	4.5	U		0.69	U		0.63	U		2.7	UJ	Y
DIISOPROPYL ETHER	14	U		2.1	U		1.9	U		8	UJ	Y
ETHYL TERT-BUTYL ETHER	2	U		0.3	U		0.28	U		1.2	UJ	Y
ETHYLBENZENE	2.4	J	P	0.36	U		0.33	U		1.4	UJ	Y
HEXACHLOROBUTADIENE	11	U		1.7	U		1.5	U		6.4	UJ	Y
ISOPROPYLBENZENE	1.4	U		0.22	U		0.2	U		0.85	UJ	Y
M+P-XYLENES	11	U		1.7	U		1.5	U		6.4	UJ	Y
METHYL TERT-BUTYL ETHER	3.9	U		0.6	U		0.54	U		2.3	UJ	Y
METHYLENE CHLORIDE	1.2	B	A	0.93	U		0.84	U		3.6	UJ	Y
N-BUTYLBENZENE	3.3	J	P	0.32	U		0.29	U		1.2	UJ	Y
N-PROPYLBENZENE	3.6	U		0.55	U		0.5	U		2.1	UJ	Y
O-XYLENE	3.2	U		0.48	U		0.44	U		1.9	UJ	Y
SEC-BUTYLBENZENE	2.9	J	P	0.25	U		0.23	U		0.95	UJ	Y
STYRENE	1.4	U		0.21	U		0.19	U		0.8	UJ	Y
TERT-AMYL METHYL ETHER	3.3	U		0.51	U		0.46	U		2	UJ	Y
TERT-BUTYLBENZENE	2.6	U		0.4	U		0.36	U		1.5	UJ	Y
TERTIARY-BUTYL ALCOHOL	69	UR	C	11	UR	C	9.5	UR	C	40	UR	CY
TETRACHLOROETHENE	4.7	U		0.72	U		0.65	U		2.8	UJ	Y
TOLUENE	3.2	J	P	0.37	U		0.34	U		1.4	UJ	Y
TOTAL XYLENES	6	U		0.93	U		0.84	U		3.6	UJ	Y
TRANS-1,2-DICHLOROETHENE	3.7	U		0.57	U		0.51	U		2.2	UJ	Y
TRANS-1,3-DICHLOROPROPENE	4.9	U		0.75	U		0.68	U		2.9	UJ	Y
TRICHLOROETHENE	3.8	U		0.58	U		5.2	J	P	2.2	UJ	Y
TRICHLOROFLUOROMETHANE	3.1	U		0.47	U		0.43	U		1.8	UJ	Y
VINYL ACETATE	2.3	U		0.35	U		0.31	U		1.3	UJ	Y
VINYL CHLORIDE	3.5	U		0.54	U		0.49	U		2.1	UJ	Y

PROJ_NO: 02135	NSAMPLE	MHSD-2D			MHSD-3		
SDG: 9F15107	LAB_ID	A9F150107009			A9F150107005		
FRACTION: OV	SAMP_DATE	6/12/2009			6/12/2009		
MEDIA: SEDIMENT	QC_TYPE	NM			NM		
	UNITS	UG/KG			UG/KG		
	PCT_SOLIDS	17.0			54.0		
	DUP_OF	MHSD-2					
PARAMETER		RESULT	VQL	QLCD	RESULT	VQL	QLCD
CARBON TETRACHLORIDE		2.2	UJ	Y	0.69	U	
CHLOROBENZENE		1.9	UJ	Y	0.62	U	
CHLORODIBROMOMETHANE		3.2	UJ	Y	1	U	
CHLOROETHANE		5	UJ	Y	1.6	U	
CHLOROFORM		1.7	UJ	Y	0.54	U	
CHLOROMETHANE		2.4	UJ	Y	0.76	U	
CIS-1,2-DICHLOROETHENE		2.1	UJ	Y	0.67	U	
CIS-1,3-DICHLOROPROPENE		2	UJ	Y	0.63	U	
DIBROMOMETHANE		3.7	UJ	Y	1.2	U	
DICHLORODIFLUOROMETHANE		2.9	UJ	Y	0.93	U	
DIISOPROPYL ETHER		8.8	UJ	Y	2.8	U	
ETHYL TERT-BUTYL ETHER		1.3	UJ	Y	0.41	U	
ETHYLBENZENE		1.5	UJ	Y	0.49	U	
HEXACHLOROBUTADIENE		7	UJ	Y	2.2	U	
ISOPROPYLBENZENE		0.94	UJ	Y	0.3	U	
M+P-XYLENES		7	UJ	Y	2.2	U	
METHYL TERT-BUTYL ETHER		2.5	UJ	Y	0.8	U	
METHYLENE CHLORIDE		3.9	UJ	Y	1.2	U	
N-BUTYLBENZENE		1.4	UJ	Y	0.43	U	
N-PROPYLBENZENE		2.3	UJ	Y	0.75	U	
O-XYLENE		2.1	UJ	Y	0.65	U	
SEC-BUTYLBENZENE		1.1	UJ	Y	0.34	U	
STYRENE		0.88	UJ	Y	0.28	U	
TERT-AMYL METHYL ETHER		2.2	UJ	Y	0.69	U	
TERT-BUTYLBENZENE		1.7	UJ	Y	0.54	U	
TERTIARY-BUTYL ALCOHOL		45	UR	CY	14	UR	C
TETRACHLOROETHENE		3.1	UJ	Y	0.97	U	
TOLUENE		1.6	UJ	Y	0.5	U	
TOTAL XYLENES		3.9	UJ	Y	1.2	U	
TRANS-1,2-DICHLOROETHENE		2.4	UJ	Y	0.76	U	
TRANS-1,3-DICHLOROPROPENE		3.2	UJ	Y	1	U	
TRICHLOROETHENE		2.5	UJ	Y	0.78	U	
TRICHLOROFLUOROMETHANE		2	UJ	Y	0.63	U	
VINYL ACETATE		1.5	UJ	Y	0.47	U	
VINYL CHLORIDE		2.3	UJ	Y	0.73	U	

PROJ_NO: 02135	NSAMPLE	RB061209			TB061209		
SDG: 9F15107	LAB_ID	A9F150107007			A9F150107008		
FRACTION: OV	SAMP_DATE	6/12/2009			6/12/2009		
MEDIA: WATER	QC_TYPE	NM			NM		
	UNITS	UG/L			UG/L		
	PCT_SOLIDS	0.0			0.0		
	DUP_OF						
PARAMETER		RESULT	VQL	QLCD	RESULT	VQL	QLCD
1,1,1,2-TETRACHLOROETHANE		0.23	U		0.23	U	
1,1,1-TRICHLOROETHANE		0.22	U		0.22	U	
1,1,2,2-TETRACHLOROETHANE		0.18	U		0.18	U	
1,1,2-TRICHLOROTRIFLUOROETHANE		0.28	U		0.28	U	
1,1-DICHLOROETHANE		0.15	U		0.15	U	
1,1-DICHLOROETHENE		0.19	U		0.19	U	
1,1-DICHLOROPROPENE		0.13	U		0.13	U	
1,2,3-TRICHLOROBENZENE		0.17	U		0.17	U	
1,2,3-TRICHLOROPROPANE		0.43	U		0.43	U	
1,2,3-TRIMETHYLBENZENE		0.0059	U		0.0059	U	
1,2,4-TRICHLOROBENZENE		0.15	U		0.15	U	
1,2,4-TRIMETHYLBENZENE		0.12	U		0.12	U	
1,2-DIBROMO-3-CHLOROPROPANE		0.67	U		0.67	U	
1,2-DIBROMOETHANE		0.24	U		0.24	U	
1,2-DICHLOROBENZENE		0.13	U		0.13	U	
1,2-DICHLOROETHANE		0.22	U		0.22	U	
1,2-DICHLOROPROPANE		0.18	U		0.18	U	
1,3-DICHLOROBENZENE		0.14	U		0.14	U	
1,3-DICHLOROPROPANE		0.16	U		0.16	U	
1,4-DICHLOROBENZENE		0.13	U		0.13	U	
2,2-DICHLOROPROPANE		0.13	U		0.13	U	
2-BUTANONE		6.8			0.57	U	
2-CHLOROETHYL VINYL ETHER		0.99	U		0.99	U	
2-CHLOROTOLUENE		0.11	U		0.11	U	
2-HEXANONE		0.41	U		0.41	U	
4-CHLOROTOLUENE		0.18	U		0.18	U	
4-ISOPROPYLTOLUENE		0.12	U		0.12	U	
4-METHYL-2-PENTANONE		0.32	U		0.32	U	
ACETONE		21			2.9	J	P
BENZENE		0.13	U		0.13	U	
BROMOBENZENE		0.13	U		0.13	U	
BROMOCHLOROMETHANE		0.29	U		0.29	U	
BROMODICHLOROMETHANE		0.15	U		0.15	U	
BROMOFORM		0.64	U		0.64	U	
BROMOMETHANE		0.41	U		0.41	U	
CARBON DISULFIDE		0.13	U		0.13	U	

PROJ_NO: 02135	NSAMPLE	RB061209			TB061209		
SDG: 9F15107	LAB_ID	A9F150107007			A9F150107008		
FRACTION: OV	SAMP_DATE	6/12/2009			6/12/2009		
MEDIA: WATER	QC_TYPE	NM			NM		
	UNITS	UG/L			UG/L		
	PCT_SOLIDS	0.0			0.0		
	DUP_OF						
PARAMETER		RESULT	VQL	QLCD	RESULT	VQL	QLCD
CARBON TETRACHLORIDE		0.13	U		0.13	U	
CHLOROBENZENE		0.15	U		0.15	U	
CHLORODIBROMOMETHANE		0.18	U		0.18	U	
CHLOROETHANE		0.29	U		0.29	U	
CHLOROFORM		0.16	U		0.16	U	
CHLOROMETHANE		0.3	U		0.3	U	
CIS-1,2-DICHLOROETHENE		0.17	U		0.17	U	
CIS-1,3-DICHLOROPROPENE		0.14	U		0.14	U	
DIBROMOMETHANE		0.28	U		0.28	U	
DICHLORODIFLUOROMETHANE		0.31	U		0.31	U	
DIISOPROPYL ETHER		1.5	U		1.5	U	
ETHYL TERT-BUTYL ETHER		0.11	U		0.11	U	
ETHYLBENZENE		0.17	U		0.17	U	
HEXACHLOROBUTADIENE		0.3	U		0.3	U	
ISOPROPYLBENZENE		0.13	U		0.13	U	
M+P-XYLENES		0.24	U		0.24	U	
METHYL TERT-BUTYL ETHER		0.17	U		0.17	U	
METHYLENE CHLORIDE		0.33	U		0.33	U	
NAPHTHALENE		1.4			0.24	U	
N-BUTYLBENZENE		0.12	U		0.12	U	
N-PROPYLBENZENE		0.14	U		0.14	U	
O-XYLENE		0.14	U		0.14	U	
SEC-BUTYLBENZENE		0.13	U		0.13	U	
STYRENE		0.11	U		0.11	U	
TERT-AMYL METHYL ETHER		0.067	U		0.067	U	
TERT-BUTYLBENZENE		0.13	U		0.13	U	
TERTIARY-BUTYL ALCOHOL		5.4	L	C	3.9	UR	C
TETRACHLOROETHENE		0.29	U		0.29	U	
TOLUENE		0.13	U		0.13	U	
TOTAL XYLENES		0.28	U		0.28	U	
TRANS-1,2-DICHLOROETHENE		0.19	U		0.19	U	
TRANS-1,3-DICHLOROPROPENE		0.19	U		0.19	U	
TRICHLOROETHENE		0.17	U		0.17	U	
TRICHLOROFLUOROMETHANE		0.21	U		0.21	U	
VINYL ACETATE		0.19	U		0.19	U	
VINYL CHLORIDE		0.22	U		0.22	U	

PROJ_NO: 02135 SDG: 9F15107 FRACTION: TCLPV MEDIA: SEDIMENT	NSAMPLE	ILSD-24			MHSD-2		
	LAB_ID	A9F150107003			A9F150107004		
	SAMP_DATE	6/12/2009			6/12/2009		
	QC_TYPE	NM			NM		
	UNITS	MG/L			MG/L		
	PCT_SOLIDS	80.0			19.0		
	DUP_OF						
PARAMETER		RESULT	VQL	QLCD	RESULT	VQL	QLCD
1,1-DICHLOROETHENE		0.00019	U		0.00019	U	
1,2-DICHLOROETHANE		0.00022	U		0.00022	U	
2-BUTANONE		0.00057	U		0.00057	U	
BENZENE		0.00013	U		0.00013	U	
CARBON TETRACHLORIDE		0.00013	U		0.00013	U	
CHLOROBENZENE		0.00015	U		0.00015	U	
CHLOROFORM		0.00016	U		0.00016	U	
TETRACHLOROETHENE		0.00029	U		0.00029	U	
TRICHLOROETHENE		0.00017	U		0.00017	U	
VINYL CHLORIDE		0.00022	U		0.00022	U	

PROJ_NO: 02135	NSAMPLE	ILSD-17			ILSD-23			ILSD-24			ILSD-9		
SDG: 9F15107	LAB_ID	A9F150107006			A9F150107001			A9F150107003			A9F150107002		
FRACTION: PAH	SAMP_DATE	6/12/2009			6/12/2009			6/12/2009			6/12/2009		
MEDIA: SEDIMENT	QC_TYPE	NM			NM			NM			NM		
	UNITS	UG/KG			UG/KG			UG/KG			UG/KG		
	PCT_SOLIDS	55.0			72.0			80.0			67.0		
	DUP_OF												
PARAMETER		RESULT	VQL	QLCD	RESULT	VQL	QLCD	RESULT	VQL	QLCD	RESULT	VQL	QLCD
1-METHYLNAPHTHALENE		250			20			11	U		42		
2-METHYLNAPHTHALENE		270			4.2	U		7.5	U		31		
ACENAPHTHENE		1600			60			6.5	U		37		
ACENAPHTHYLENE		22	U		65			6	U		59		
ANTHRACENE		2900			210			64			140		
BENZO(A)ANTHRACENE		8500			1400			190			1300		
BENZO(A)PYRENE		6600			1200			260			1100		
BENZO(B)FLUORANTHENE		9800			1600			280			1800		
BENZO(G,H,I)PERYLENE		3500			800			200			890		
BENZO(K)FLUORANTHENE		4400			690			110			760		
CHRYSENE		8200			1700			280			1500		
DIBENZO(A,H)ANTHRACENE		1500			260			6.5	U		240		
FLUORANTHENE		18000			3000			390			3000		
FLUORENE		1600			66			6	U		61		
INDENO(1,2,3-CD)PYRENE		3300			650			200			700		
NAPHTHALENE		650			23			8	U		23		
PHENANTHRENE		13000			1300			290			1100		
PYRENE		13000			2700			430			2700		

PROJ_NO: 02135	NSAMPLE	MHSD-2			MHSD-2D			MHSD-3		
SDG: 9F15107	LAB_ID	A9F150107004			A9F150107009			A9F150107005		
FRACTION: PAH	SAMP_DATE	6/12/2009			6/12/2009			6/12/2009		
MEDIA: SEDIMENT	QC_TYPE	NM			NM			NM		
	UNITS	UG/KG			UG/KG			UG/KG		
	PCT_SOLIDS	19.0			17.0			54.0		
	DUP_OF				MHSD-2					
PARAMETER		RESULT	VQL	QLCD	RESULT	VQL	QLCD	RESULT	VQL	QLCD
1-METHYLNAPHTHALENE		11	UJ	Y	12	UJ	Y	3.9	U	
2-METHYLNAPHTHALENE		8	UJ	Y	8.8	UJ	Y	2.8	U	
ACENAPHTHENE		6.9	UJ	Y	7.6	UJ	Y	25		
ACENAPHTHYLENE		6.4	UJ	Y	7	UJ	Y	27		
ANTHRACENE		55	J	Y	59	J	Y	91		
BENZO(A)ANTHRACENE		220	J	Y	260	J	Y	510		
BENZO(A)PYRENE		370	J	Y	390	J	Y	500		
BENZO(B)FLUORANTHENE		850	J	Y	850	J	Y	710		
BENZO(G,H,I)PERYLENE		420	J	Y	340	J	Y	430		
BENZO(K)FLUORANTHENE		280	J	Y	260	J	Y	340		
CHRYSENE		690	J	Y	450	J	Y	410		
DIBENZO(A,H)ANTHRACENE		190	J	Y	190	J	Y	120		
FLUORANTHENE		340	J	Y	280	J	Y	970		
FLUORENE		6.4	UJ	Y	7	UJ	Y	26		
INDENO(1,2,3-CD)PYRENE		350	J	Y	320	J	Y	330		
NAPHTHALENE		8.5	UJ	Y	9.4	UJ	Y	13		
PHENANTHRENE		42	J	Y	65	J	Y	390		
PYRENE		410	J	Y	400	J	Y	840		

PROJ_NO: 02135	NSAMPLE	RB061209		
SDG: 9F15107	LAB_ID	A9F150107007		
FRACTION: PAH	SAMP_DATE	6/12/2009		
MEDIA: WATER	QC_TYPE	NM		
	UNITS	UG/L		
	PCT_SOLIDS	0.0		
	DUP_OF			
PARAMETER		RESULT	VQL	QLCD
1-METHYLNAPHTHALENE		0.1	U	
2-METHYLNAPHTHALENE		0.1	U	
ACENAPHTHENE		0.1	U	
ACENAPHTHYLENE		0.1	U	
ANTHRACENE		0.1	U	
BENZO(A)ANTHRACENE		0.1	U	
BENZO(A)PYRENE		0.1	U	
BENZO(B)FLUORANTHENE		0.1	U	
BENZO(G,H,I)PERYLENE		0.1	U	
BENZO(K)FLUORANTHENE		0.1	U	
CHRYSENE		0.1	U	
DIBENZO(A,H)ANTHRACENE		0.1	U	
FLUORANTHENE		0.1	U	
FLUORENE		0.1	U	
INDENO(1,2,3-CD)PYRENE		0.1	U	
NAPHTHALENE		1.2		
PHENANTHRENE		0.1	U	
PYRENE		0.1	U	

PROJ_NO: 02135	NSAMPLE	ILSD-24			MHSD-2		
SDG: 9F15107	LAB_ID	A9F150107003			A9F150107004		
FRACTION: TCLPS	SAMP_DATE	6/12/2009			6/12/2009		
MEDIA: SEDIMENT	QC_TYPE	NM			NM		
	UNITS	MG/L			MG/L		
	PCT_SOLIDS	80.0			80.0		
	DUP_OF						
PARAMETER		RESULT	VQL	QLCD	RESULT	VQL	QLCD
1,4-DICHLOROBENZENE		0.00034	U		0.00034	U	
2,4,5-TRICHLOROPHENOL		0.0003	U		0.0003	U	
2,4,6-TRICHLOROPHENOL		0.0008	U		0.0008	U	
2,4-DINITROTOLUENE		0.00027	U		0.00027	U	
2-METHYLPHENOL		0.0008	U		0.0008	U	
3&4-METHYLPHENOL		0.00075	U		0.00075	U	
HEXACHLOROBENZENE		0.0001	U		0.0001	U	
HEXACHLOROBUTADIENE		0.00027	U		0.00027	U	
HEXACHLOROETHANE		0.0008	U		0.0008	U	
NITROBENZENE		4E-05	U		4E-05	U	
PENTACHLOROPHENOL		0.0024	U		0.0024	U	
PYRIDINE		0.0037	J	P	0.0035	U	

PROJ_NO: 02135	NSAMPLE	ILSD-17			ILSD-23			ILSD-24			ILSD-9		
SDG: 9F15107	LAB_ID	A9F150107006			A9F150107001			A9F150107003			A9F150107002		
FRACTION: PEST/PCB	SAMP_DATE	6/12/2009			6/12/2009			6/12/2009			6/12/2009		
MEDIA: SEDIMENT	QC_TYPE	NM			NM			NM			NM		
	UNITS	UG/KG			UG/KG			UG/KG			UG/KG		
	PCT_SOLIDS	55.0			72.0			80.0			67.0		
	DUP_OF												
PARAMETER		RESULT	VQL	QLCD	RESULT	VQL	QLCD	RESULT	VQL	QLCD	RESULT	VQL	QLCD
AROCLOR-1016		1800	U		280	U		250	U		300	U	
AROCLOR-1221		1800	U		280	U		250	U		300	U	
AROCLOR-1232		1800	U		280	U		250	U		300	U	
AROCLOR-1242		1800	U		280	U		250	U		300	U	
AROCLOR-1248		1800	U		280	U		250	U		300	U	
AROCLOR-1254		1800	U		280	U		250	U		300	U	
AROCLOR-1260		16000			810			250	U		650		

PROJ_NO: 02135	NSAMPLE	MHSD-2			MHSD-2D			MHSD-3		
SDG: 9F15107	LAB_ID	A9F150107004			A9F150107009			A9F150107005		
FRACTION: PEST/PCB	SAMP_DATE	6/12/2009			6/12/2009			6/12/2009		
MEDIA: SEDIMENT	QC_TYPE	NM			NM			NM		
	UNITS	UG/KG			UG/KG			UG/KG		
	PCT_SOLIDS	19.0			17.0			54.0		
	DUP_OF				MHSD-2					
PARAMETER		RESULT	VQL	QLCD	RESULT	VQL	QLCD	RESULT	VQL	QLCD
AROCLOR-1016		1100	UJ	Y	1200	UJ	Y	3700	U	
AROCLOR-1221		1100	UJ	Y	1200	UJ	Y	3700	U	
AROCLOR-1232		1100	UJ	Y	1200	UJ	Y	3700	U	
AROCLOR-1242		1100	UJ	Y	1200	UJ	Y	3700	U	
AROCLOR-1248		1100	UJ	Y	1200	UJ	Y	3700	U	
AROCLOR-1254		1100	UJ	Y	1200	UJ	Y	3700	U	
AROCLOR-1260		3100	J	Y	3900	J	Y	91000		

PROJ_NO: 02135	NSAMPLE	RB061209		
SDG: 9F15107	LAB_ID	A9F150107007		
FRACTION: PEST/PCB	SAMP_DATE	6/12/2009		
MEDIA: WATER	QC_TYPE	NM		
	UNITS	UG/L		
	PCT_SOLIDS	0.0		
	DUP_OF			
PARAMETER		RESULT	VQL	QLCD
AROCLOR-1016		0.17	U	
AROCLOR-1221		0.13	U	
AROCLOR-1232		0.16	U	
AROCLOR-1242		0.22	U	
AROCLOR-1248		0.1	U	
AROCLOR-1254		0.16	U	
AROCLOR-1260		0.17	U	

PROJ_NO: 02135 SDG: 9F15107 FRACTION: TCLPP MEDIA: SEDIMENT	NSAMPLE	ILSD-24			MHSD-2		
	LAB_ID	A9F150107003			A9F150107004		
	SAMP_DATE	6/12/2009			6/12/2009		
	QC_TYPE	NM			NM		
	UNITS	UG/L			UG/L		
	PCT_SOLIDS	80.0			19.0		
	DUP_OF						
PARAMETER		RESULT	VQL	QLCD	RESULT	VQL	QLCD
CHLORDANE (TECHNICAL)		0.033	U		0.033	U	
ENDRIN		0.011	U		0.011	U	
GAMMA-BHC (LINDANE)		0.0064	U		0.0064	U	
HEPTACHLOR		0.008	U		0.008	U	
HEPTACHLOR EPOXIDE		0.0071	U		0.0071	U	
METHOXYCHLOR		0.032	U		0.032	U	
TOXAPHENE		0.32	U		0.32	U	

PROJ_NO: 02135 SDG: 9F15107 FRACTION: TCLPH MEDIA: SEDIMENT	NSAMPLE	ILSD-24			MHSD-2		
	LAB_ID	A9F150107003			A9F150107004		
	SAMP_DATE	6/12/2009			6/12/2009		
	QC_TYPE	NM			NM		
	UNITS	MG/L			MG/L		
	PCT_SOLIDS	80.0			19.0		
	DUP_OF						
PARAMETER		RESULT	VQL	QLCD	RESULT	VQL	QLCD
2,4,5-TP (SILVEX)		0.00016	U		0.00016	U	
2,4-D		0.0015	U		0.0015	U	

APPENDIX B

RESULTS AS REPORTED BY THE LABORATORY

Tetra Tech NUS, Inc

Client Sample ID: ILSD-17

GC/MS Volatiles

Lot-Sample #...: A9F150107-006	**Work Order #...:** LEXP71AH	**Matrix.....:** SO
Date Sampled...: 06/12/09 14:25	**Date Received..:** 06/13/09	
Prep Date.....: 06/23/09	**Analysis Date..:** 06/23/09	
Prep Batch #...: 9175559		
Dilution Factor: 5	**Initial Wgt/Vol:** 5 g	**Final Wgt/Vol..:** 5 mL
% Moisture.....: 45	**Method.....:** SW846 8260B	

PARAMETER	RESULT	REPORTING LIMIT	UNITS
Diisopropyl Ether (DIPE)	ND	90	ug/kg
Ethyl-t-Butyl Ether (ETBE)	ND	45	ug/kg
Tert-amyl methyl ether (TAME)	ND	45	ug/kg
1,2-Dibromo-3-chloro-propane	ND	90	ug/kg
2-Chloroethyl vinyl ether	ND	90	ug/kg
2-Chlorotoluene	ND	45	ug/kg
4-Chlorotoluene	ND	45	ug/kg
1,2-Dibromoethane	ND	45	ug/kg
Dibromomethane	ND	45	ug/kg
1,2-Dichlorobenzene	**120**	**45**	**ug/kg**
Bromobenzene	ND	45	ug/kg
Bromochloromethane	ND	45	ug/kg
n-Butylbenzene	**3.3 J**	**45**	**ug/kg**
sec-Butylbenzene	**2.9 J**	**45**	**ug/kg**
tert-Butylbenzene	ND	45	ug/kg
1,3-Dichlorobenzene	**280**	**45**	**ug/kg**
1,4-Dichlorobenzene	**870**	**45**	**ug/kg**
Dichlorodifluoromethane	ND	45	ug/kg
cis-1,2-Dichloroethylene	ND	45	ug/kg
trans-1,2-Dichloroethylene	ND	45	ug/kg
1,3-Dichloropropane	ND	45	ug/kg
2,2-Dichloropropane	ND	45	ug/kg
1,1-Dichloropropene	ND	45	ug/kg
Trichlorofluoromethane	ND	45	ug/kg
Hexachlorobutadiene	ND	45	ug/kg
Isopropylbenzene	ND	45	ug/kg
p-Isopropyltoluene	**3.2 J**	**45**	**ug/kg**
tert-Butyl alcohol	ND	900	ug/kg
Naphthalene	**12 J,B**	**45**	**ug/kg**
n-Propylbenzene	ND	45	ug/kg
1,1,1,2-Tetrachloroethane	ND	45	ug/kg
1,2,3-Trichlorobenzene	**31 J,B**	**45**	**ug/kg**
1,2,4-Trichloro-benzene	**100 B**	**45**	**ug/kg**
1,2,3-Trichloropropane	ND	45	ug/kg
1,1,2-Trichloro-1,2,2-trifluoroethane	ND	45	ug/kg

(Continued on next page)

Tetra Tech NUS, Inc

Client Sample ID: ILSD-17

GC/MS Volatiles

Lot-Sample #...: A9F150107-006 **Work Order #...:** LEXP71AH **Matrix.....:** SO

PARAMETER	RESULT	REPORTING LIMIT	UNITS
1,2,4-Trimethylbenzene	ND	45	ug/kg
Vinyl acetate	ND	90	ug/kg
o-Xylene	ND	45	ug/kg
Methyl tert-butyl ether	ND	90	ug/kg
m-Xylene & p-Xylene	ND	90	ug/kg
1,2,3-Trimethylbenzene	ND	45	ug/kg
Chloromethane	ND	45	ug/kg
Bromomethane	ND	45	ug/kg
Vinyl chloride	ND	45	ug/kg
Chloroethane	ND	45	ug/kg
Methylene chloride	**27 J,B**	**45**	**ug/kg**
Acetone	**100**	**90**	**ug/kg**
Carbon disulfide	**14 J**	**45**	**ug/kg**
1,1-Dichloroethene	ND	45	ug/kg
1,1-Dichloroethane	ND	45	ug/kg
Chloroform	ND	45	ug/kg
1,2-Dichloroethane	ND	45	ug/kg
2-Butanone	**28 J**	**90**	**ug/kg**
1,1,1-Trichloroethane	ND	45	ug/kg
Carbon tetrachloride	ND	45	ug/kg
Bromodichloromethane	ND	45	ug/kg
1,2-Dichloropropane	ND	45	ug/kg
cis-1,3-Dichloropropene	ND	45	ug/kg
Trichloroethene	ND	45	ug/kg
Dibromochloromethane	ND	45	ug/kg
Benzene	**2.6 J**	**45**	**ug/kg**
trans-1,3-Dichloropropene	ND	45	ug/kg
Bromoform	ND	45	ug/kg
4-Methyl-2-pentanone	ND	90	ug/kg
2-Hexanone	ND	90	ug/kg
Tetrachloroethene	ND	45	ug/kg
1,1,2,2-Tetrachloroethane	ND	45	ug/kg
Toluene	**3.2 J**	**45**	**ug/kg**
Chlorobenzene	**1100**	**45**	**ug/kg**
Ethylbenzene	**2.4 J**	**45**	**ug/kg**
Styrene	ND	45	ug/kg
Xylenes (total)	ND	90	ug/kg

SURROGATE	PERCENT RECOVERY	RECOVERY LIMITS
Dibromofluoromethane	98	(59 - 138)
1,2-Dichloroethane-d4	82	(61 - 130)
Toluene-d8	108	(60 - 143)
4-Bromofluorobenzene	92	(47 - 158)

(Continued on next page)

Tetra Tech NUS, Inc

Client Sample ID: ILSD-17

GC/MS Volatiles

Lot-Sample #...: A9F150107-006 Work Order #...: LEXP71AH Matrix.....: SO

NOTE(S):

Results and reporting limits have been adjusted for dry weight.

J Estimated result. Result is less than RL.

B Method blank contamination. The associated method blank contains the target analyte at a reportable level.

Tetra Tech NUS, Inc

ILSD-17

GC/MS Volatiles

Lot-Sample #: A9F150107-006 **Work Order #:** LEXP71AH **Matrix:** SO

MASS SPECTROMETER/DATA SYSTEM (MSDS) TENTATIVELY IDENTIFIED COMPOUNDS

PARAMETER	CAS #	ESTIMATED RESULT		RETENTION TIME	UNITS
Butane, 2-methyl-	78-78-4	55 NJ	M	2.4352	ug/kg
Pentane	109-66-0	120 NJ	M	2.6664	ug/kg
Unknown		110 NJ	M	3.439	ug/kg
Pentane, 3-methyl-	96-14-0	73 NJ	M	3.6337	ug/kg
Hexane, 3-methyl-	589-34-4	96 NJ	M	4.9173	ug/kg
Heptane	142-82-5	56 NJ	M	5.2519	ug/kg
Hexane	110-54-3	180	Q	3.84	ug/kg

NOTE(S):

Q: Result was quantitated against the response factor of a calibration standard.

M: Result was measured against nearest internal standard assuming a response factor of 1.

Tetra Tech NUS, Inc

Client Sample ID: ILSD-23

GC/MS Volatiles

Lot-Sample #...:	A9F150107-001	**Work Order #...:**	LEXN61AE	**Matrix.....:**	SO
Date Sampled...:	06/12/09 08:30	**Date Received..:**	06/13/09		
Prep Date.....:	06/23/09	**Analysis Date..:**	06/23/09		
Prep Batch #...:	9174609				
Dilution Factor:	1	**Initial Wgt/Vol:**	5 g	**Final Wgt/Vol..:**	5 mL
% Moisture.....:	28	**Method.....:**	SW846 8260B		

PARAMETER	RESULT	REPORTING LIMIT	UNITS
1,2-Dibromo-3-chloro-propane	ND	14	ug/kg
2-Chloroethyl vinyl ether	ND	14	ug/kg
2-Chlorotoluene	ND	6.9	ug/kg
4-Chlorotoluene	ND	6.9	ug/kg
1,2-Dibromoethane	ND	6.9	ug/kg
Dibromomethane	ND	6.9	ug/kg
1,2-Dichlorobenzene	ND	6.9	ug/kg
Bromobenzene	ND	6.9	ug/kg
Bromochloromethane	ND	6.9	ug/kg
n-Butylbenzene	ND	6.9	ug/kg
sec-Butylbenzene	ND	6.9	ug/kg
tert-Butylbenzene	ND	6.9	ug/kg
1,3-Dichlorobenzene	ND	6.9	ug/kg
1,4-Dichlorobenzene	ND	6.9	ug/kg
Dichlorodifluoromethane	ND	6.9	ug/kg
cis-1,2-Dichloroethylene	ND	6.9	ug/kg
trans-1,2-Dichloroethylene	ND	6.9	ug/kg
1,3-Dichloropropane	ND	6.9	ug/kg
2,2-Dichloropropane	ND	6.9	ug/kg
1,1-Dichloropropene	ND	6.9	ug/kg
Trichlorofluoromethane	ND	6.9	ug/kg
Hexachlorobutadiene	ND	6.9	ug/kg
Isopropylbenzene	ND	6.9	ug/kg
p-Isopropyltoluene	ND	6.9	ug/kg
tert-Butyl alcohol	ND	140	ug/kg
Naphthalene	ND	6.9	ug/kg
n-Propylbenzene	ND	6.9	ug/kg
1,1,1,2-Tetrachloroethane	ND	6.9	ug/kg
1,2,3-Trichlorobenzene	ND	6.9	ug/kg
1,2,4-Trichloro-benzene	ND	6.9	ug/kg
1,2,3-Trichloropropane	ND	6.9	ug/kg
1,1,2-Trichloro-1,2,2-trifluoroethane	ND	6.9	ug/kg
1,2,4-Trimethylbenzene	ND	6.9	ug/kg
Vinyl acetate	ND	14	ug/kg
o-Xylene	ND	6.9	ug/kg

(Continued on next page)

Tetra Tech NUS, Inc

Client Sample ID: ILSD-23

GC/MS Volatiles

Lot-Sample #...: A9F150107-001 **Work Order #...:** LEXN61AE **Matrix.....:** SO

PARAMETER	RESULT	REPORTING LIMIT	UNITS
Methyl tert-butyl ether	ND	14	ug/kg
m-Xylene & p-Xylene	ND	14	ug/kg
1,2,3-Trimethylbenzene	ND	6.9	ug/kg
Diisopropyl Ether (DIPE)	ND	14	ug/kg
Ethyl-t-Butyl Ether (ETBE)	ND	6.9	ug/kg
Tert-amyl methyl ether (TAME)	ND	6.9	ug/kg
Chloromethane	ND	6.9	ug/kg
Bromomethane	ND	6.9	ug/kg
Vinyl chloride	ND	6.9	ug/kg
Chloroethane	ND	6.9	ug/kg
Methylene chloride	ND	6.9	ug/kg
Acetone	ND	14	ug/kg
Carbon disulfide	ND	6.9	ug/kg
1,1-Dichloroethene	ND	6.9	ug/kg
1,1-Dichloroethane	ND	6.9	ug/kg
Chloroform	ND	6.9	ug/kg
1,2-Dichloroethane	ND	6.9	ug/kg
2-Butanone	ND	14	ug/kg
1,1,1-Trichloroethane	ND	6.9	ug/kg
Carbon tetrachloride	ND	6.9	ug/kg
Bromodichloromethane	ND	6.9	ug/kg
1,2-Dichloropropane	ND	6.9	ug/kg
cis-1,3-Dichloropropene	ND	6.9	ug/kg
Trichloroethene	ND	6.9	ug/kg
Dibromochloromethane	ND	6.9	ug/kg
Benzene	ND	6.9	ug/kg
trans-1,3-Dichloropropene	ND	6.9	ug/kg
Bromoform	ND	6.9	ug/kg
4-Methyl-2-pentanone	ND	14	ug/kg
2-Hexanone	ND	14	ug/kg
Tetrachloroethene	ND	6.9	ug/kg
1,1,2,2-Tetrachloroethane	ND	6.9	ug/kg
Toluene	ND	6.9	ug/kg
Chlorobenzene	ND	6.9	ug/kg
Ethylbenzene	ND	6.9	ug/kg
Styrene	ND	6.9	ug/kg
Xylenes (total)	ND	14	ug/kg

SURROGATE	PERCENT RECOVERY	RECOVERY LIMITS
Dibromofluoromethane	90	(59 - 138)
1,2-Dichloroethane-d4	73	(61 - 130)
Toluene-d8	95	(60 - 143)
4-Bromofluorobenzene	78	(47 - 158)

NOTE(S):

Results and reporting limits have been adjusted for dry weight.

Tetra Tech NUS, Inc

ILSD-23

GC/MS Volatiles

Lot-Sample #: A9F150107-001 **Work Order #:** LEXN61AE **Matrix:** SO

MASS SPECTROMETER/DATA SYSTEM (MSDS) TENTATIVELY IDENTIFIED COMPOUNDS

PARAMETER	CAS #	ESTIMATED RESULT	RETENTION TIME	UNITS
None				ug/kg

Tetra Tech NUS, Inc

Client Sample ID: ILSD-24

GC/MS Volatiles

Lot-Sample #...:	A9F150107-003	**Work Order #...:**	LEXPD1AE	**Matrix.....:**	SO
Date Sampled...:	06/12/09 09:45	**Date Received..:**	06/13/09		
Prep Date.....:	06/23/09	**Analysis Date..:**	06/23/09		
Prep Batch #...:	9174609				
Dilution Factor:	1	**Initial Wgt/Vol:**	5 g	**Final Wgt/Vol..:**	5 mL
% Moisture.....:	20	**Method.....:**	SW846 8260B		

PARAMETER	RESULT	REPORTING LIMIT	UNITS
Bromobenzene	ND	6.3	ug/kg
Bromochloromethane	ND	6.3	ug/kg
n-Butylbenzene	ND	6.3	ug/kg
sec-Butylbenzene	ND	6.3	ug/kg
tert-Butylbenzene	ND	6.3	ug/kg
1,2-Dibromo-3-chloro-propane	ND	13	ug/kg
2-Chloroethyl vinyl ether	ND	13	ug/kg
2-Chlorotoluene	ND	6.3	ug/kg
4-Chlorotoluene	ND	6.3	ug/kg
1,2-Dibromoethane	ND	6.3	ug/kg
Dibromomethane	ND	6.3	ug/kg
1,2-Dichlorobenzene	ND	6.3	ug/kg
1,3-Dichlorobenzene	ND	6.3	ug/kg
1,4-Dichlorobenzene	ND	6.3	ug/kg
Dichlorodifluoromethane	ND	6.3	ug/kg
cis-1,2-Dichloroethylene	**0.78 J**	**6.3**	**ug/kg**
trans-1,2-Dichloroethylene	ND	6.3	ug/kg
1,3-Dichloropropane	ND	6.3	ug/kg
2,2-Dichloropropane	ND	6.3	ug/kg
1,1-Dichloropropene	ND	6.3	ug/kg
Trichlorofluoromethane	ND	6.3	ug/kg
Hexachlorobutadiene	ND	6.3	ug/kg
Isopropylbenzene	ND	6.3	ug/kg
p-Isopropyltoluene	ND	6.3	ug/kg
tert-Butyl alcohol	ND	130	ug/kg
Naphthalene	ND	6.3	ug/kg
n-Propylbenzene	ND	6.3	ug/kg
1,1,1,2-Tetrachloroethane	ND	6.3	ug/kg
1,2,3-Trichlorobenzene	ND	6.3	ug/kg
1,2,4-Trichloro-benzene	ND	6.3	ug/kg
1,2,3-Trichloropropane	ND	6.3	ug/kg
1,1,2-Trichloro-1,2,2-trifluoroethane	ND	6.3	ug/kg
1,2,4-Trimethylbenzene	ND	6.3	ug/kg
Vinyl acetate	ND	13	ug/kg
o-Xylene	ND	6.3	ug/kg

(Continued on next page)

Tetra Tech NUS, Inc

Client Sample ID: ILSD-24

GC/MS Volatiles

Lot-Sample #...: A9F150107-003 Work Order #...: LEXPD1AE Matrix.....: SO

PARAMETER	RESULT	REPORTING LIMIT	UNITS
Methyl tert-butyl ether	ND	13	ug/kg
m-Xylene & p-Xylene	ND	13	ug/kg
1,2,3-Trimethylbenzene	ND	6.3	ug/kg
Diisopropyl Ether (DIPE)	ND	13	ug/kg
Ethyl-t-Butyl Ether (ETBE)	ND	6.3	ug/kg
Tert-amyl methyl ether (TAME)	ND	6.3	ug/kg
Chloromethane	ND	6.3	ug/kg
Bromomethane	ND	6.3	ug/kg
Vinyl chloride	ND	6.3	ug/kg
Chloroethane	ND	6.3	ug/kg
Methylene chloride	ND	6.3	ug/kg
Acetone	ND	13	ug/kg
Carbon disulfide	ND	6.3	ug/kg
1,1-Dichloroethene	ND	6.3	ug/kg
1,1-Dichloroethane	ND	6.3	ug/kg
Chloroform	ND	6.3	ug/kg
1,2-Dichloroethane	ND	6.3	ug/kg
2-Butanone	ND	13	ug/kg
1,1,1-Trichloroethane	ND	6.3	ug/kg
Carbon tetrachloride	ND	6.3	ug/kg
Bromodichloromethane	ND	6.3	ug/kg
1,2-Dichloropropane	ND	6.3	ug/kg
cis-1,3-Dichloropropene	ND	6.3	ug/kg
Trichloroethene	**5.2 J**	**6.3**	**ug/kg**
Dibromochloromethane	ND	6.3	ug/kg
Benzene	ND	6.3	ug/kg
trans-1,3-Dichloropropene	ND	6.3	ug/kg
Bromoform	ND	6.3	ug/kg
4-Methyl-2-pentanone	ND	13	ug/kg
2-Hexanone	ND	13	ug/kg
Tetrachloroethene	ND	6.3	ug/kg
1,1,2,2-Tetrachloroethane	ND	6.3	ug/kg
Toluene	ND	6.3	ug/kg
Chlorobenzene	ND	6.3	ug/kg
Ethylbenzene	ND	6.3	ug/kg
Styrene	ND	6.3	ug/kg
Xylenes (total)	ND	13	ug/kg

SURROGATE	PERCENT RECOVERY	RECOVERY LIMITS
Dibromofluoromethane	93	(59 - 138)
1,2-Dichloroethane-d4	78	(61 - 130)
Toluene-d8	99	(60 - 143)
4-Bromofluorobenzene	84	(47 - 158)

(Continued on next page)

Tetra Tech NUS, Inc

Client Sample ID: ILSD-24

GC/MS Volatiles

Lot-Sample #...: A9F150107-003 Work Order #...: LEXPD1AE Matrix.....: SO

NOTE(S):

Results and reporting limits have been adjusted for dry weight.

J Estimated result. Result is less than RL.

Tetra Tech NUS, Inc

ILSD-24

GC/MS Volatiles

Lot-Sample #: A9F150107-003 **Work Order #:** LEXPD1AE **Matrix:** SO

MASS SPECTROMETER/DATA SYSTEM (MSDS) TENTATIVELY IDENTIFIED COMPOUNDS

PARAMETER	CAS #	ESTIMATED RESULT	RETENTION TIME	UNITS
None				ug/kg

Tetra Tech NUS, Inc

Client Sample ID: MHSD-2

GC/MS Volatiles

Lot-Sample #...:	A9F150107-004	**Work Order #...:**	LEXPN1AQ	**Matrix.....:**	SO
Date Sampled...:	06/12/09 10:45	**Date Received..:**	06/13/09		
Prep Date.....:	06/23/09	**Analysis Date..:**	06/23/09		
Prep Batch #...:	9174609				
Dilution Factor:	1	**Initial Wgt/Vol:**	5 g	**Final Wgt/Vol..:**	5 mL
% Moisture....:	81	**Method.....:**	SW846 8260B		

PARAMETER	RESULT	REPORTING LIMIT	UNITS
Bromobenzene	ND	27	ug/kg
Bromochloromethane	ND	27	ug/kg
n-Butylbenzene	ND	27	ug/kg
sec-Butylbenzene	ND	27	ug/kg
tert-Butylbenzene	ND	27	ug/kg
1,2-Dibromo-3-chloro-propane	ND	53	ug/kg
2-Chloroethyl vinyl ether	ND	53	ug/kg
2-Chlorotoluene	ND	27	ug/kg
4-Chlorotoluene	ND	27	ug/kg
1,2-Dibromoethane	ND	27	ug/kg
Dibromomethane	ND	27	ug/kg
1,2-Dichlorobenzene	ND	27	ug/kg
1,3-Dichlorobenzene	**3.4 J**	**27**	**ug/kg**
1,4-Dichlorobenzene	**14 J**	**27**	**ug/kg**
Dichlorodifluoromethane	ND	27	ug/kg
cis-1,2-Dichloroethylene	ND	27	ug/kg
trans-1,2-Dichloroethylene	ND	27	ug/kg
1,3-Dichloropropane	ND	27	ug/kg
2,2-Dichloropropane	ND	27	ug/kg
1,1-Dichloropropene	ND	27	ug/kg
Trichlorofluoromethane	ND	27	ug/kg
Hexachlorobutadiene	ND	27	ug/kg
Isopropylbenzene	ND	27	ug/kg
p-Isopropyltoluene	ND	27	ug/kg
tert-Butyl alcohol	ND	530	ug/kg
Naphthalene	ND	27	ug/kg
n-Propylbenzene	ND	27	ug/kg
1,1,1,2-Tetrachloroethane	ND	27	ug/kg
1,2,3-Trichlorobenzene	**18 J,B**	**27**	**ug/kg**
1,2,4-Trichloro-benzene	**33**	**27**	**ug/kg**
1,2,3-Trichloropropane	ND	27	ug/kg
1,1,2-Trichloro-1,2,2-trifluoroethane	ND	27	ug/kg
1,2,4-Trimethylbenzene	ND	27	ug/kg
Vinyl acetate	ND	53	ug/kg
o-Xylene	ND	27	ug/kg

(Continued on next page)

Tetra Tech NUS, Inc

Client Sample ID: MHSD-2

GC/MS Volatiles

Lot-Sample #...: A9F150107-004 **Work Order #...:** LEXPN1AQ **Matrix.....:** SO

PARAMETER	RESULT	REPORTING LIMIT	UNITS
Methyl tert-butyl ether	ND	53	ug/kg
m-Xylene & p-Xylene	ND	53	ug/kg
1,2,3-Trimethylbenzene	ND	27	ug/kg
Diisopropyl Ether (DIPE)	ND	53	ug/kg
Ethyl-t-Butyl Ether (ETBE)	ND	27	ug/kg
Tert-amyl methyl ether (TAME)	ND	27	ug/kg
Chloromethane	ND	27	ug/kg
Bromomethane	ND	27	ug/kg
Vinyl chloride	ND	27	ug/kg
Chloroethane	ND	27	ug/kg
Methylene chloride	ND	27	ug/kg
Acetone	**110**	**53**	**ug/kg**
Carbon disulfide	ND	27	ug/kg
1,1-Dichloroethene	ND	27	ug/kg
1,1-Dichloroethane	ND	27	ug/kg
Chloroform	ND	27	ug/kg
1,2-Dichloroethane	ND	27	ug/kg
2-Butanone	**30 J**	**53**	**ug/kg**
1,1,1-Trichloroethane	ND	27	ug/kg
Carbon tetrachloride	ND	27	ug/kg
Bromodichloromethane	ND	27	ug/kg
1,2-Dichloropropane	ND	27	ug/kg
cis-1,3-Dichloropropene	ND	27	ug/kg
Trichloroethene	ND	27	ug/kg
Dibromochloromethane	ND	27	ug/kg
Benzene	ND	27	ug/kg
trans-1,3-Dichloropropene	ND	27	ug/kg
Bromoform	ND	27	ug/kg
4-Methyl-2-pentanone	ND	53	ug/kg
2-Hexanone	ND	53	ug/kg
Tetrachloroethene	ND	27	ug/kg
1,1,2,2-Tetrachloroethane	ND	27	ug/kg
Toluene	ND	27	ug/kg
Chlorobenzene	ND	27	ug/kg
Ethylbenzene	ND	27	ug/kg
Styrene	ND	27	ug/kg
Xylenes (total)	ND	53	ug/kg

SURROGATE	PERCENT RECOVERY	RECOVERY LIMITS
Dibromofluoromethane	87	(59 - 138)
1,2-Dichloroethane-d4	67	(61 - 130)
Toluene-d8	95	(60 - 143)
4-Bromofluorobenzene	74	(47 - 158)

(Continued on next page)

Tetra Tech NUS, Inc

Client Sample ID: MHSD-2

GC/MS Volatiles

Lot-Sample #...: A9F150107-004 Work Order #...: LEXPN1AQ Matrix.....: SO

NOTE(S):

Results and reporting limits have been adjusted for dry weight.

J Estimated result. Result is less than RL.

B Method blank contamination. The associated method blank contains the target analyte at a reportable level.

Tetra Tech NUS, Inc

MHSD-2

GC/MS Volatiles

Lot-Sample #: A9F150107-004 **Work Order #:** LEXPN1AQ **Matrix:** SO

MASS SPECTROMETER/DATA SYSTEM (MSDS) TENTATIVELY IDENTIFIED COMPOUNDS

PARAMETER	CAS #	ESTIMATED RESULT		RETENTION TIME	UNITS
Pentane, 2,3,3-trimethyl-	560-21-4	39 NJ	M	6.1642	ug/kg

NOTE(S):

M: Result was measured against nearest internal standard assuming a response factor of 1.

Tetra Tech NUS, Inc

Client Sample ID: MHSD-2D

GC/MS Volatiles

Lot-Sample #...: A9F150107-009 Work Order #...: LEXQQ1AH Matrix.....: SO
Date Sampled...: 06/12/09 10:45 Date Received..: 06/13/09
Prep Date.....: 06/23/09 Analysis Date..: 06/23/09
Prep Batch #...: 9174609
Dilution Factor: 1 Initial Wgt/Vol: 5 g Final Wgt/Vol..: 5 mL
% Moisture.....: 83 Method.....: SW846 8260B

PARAMETER	RESULT	REPORTING LIMIT	UNITS
1,2-Dibromo-3-chloro-propane	ND	59	ug/kg
2-Chloroethyl vinyl ether	ND	59	ug/kg
2-Chlorotoluene	ND	29	ug/kg
4-Chlorotoluene	ND	29	ug/kg
1,2-Dibromoethane	ND	29	ug/kg
Dibromomethane	ND	29	ug/kg
1,2-Dichlorobenzene	ND	29	ug/kg
Bromobenzene	ND	29	ug/kg
Bromochloromethane	ND	29	ug/kg
n-Butylbenzene	ND	29	ug/kg
sec-Butylbenzene	ND	29	ug/kg
tert-Butylbenzene	ND	29	ug/kg
1,3-Dichlorobenzene	**24 J**	**29**	**ug/kg**
1,4-Dichlorobenzene	**51**	**29**	**ug/kg**
Dichlorodifluoromethane	ND	29	ug/kg
cis-1,2-Dichloroethylene	ND	29	ug/kg
trans-1,2-Dichloroethylene	ND	29	ug/kg
1,3-Dichloropropane	ND	29	ug/kg
2,2-Dichloropropane	ND	29	ug/kg
1,1-Dichloropropene	ND	29	ug/kg
Trichlorofluoromethane	ND	29	ug/kg
Hexachlorobutadiene	ND	29	ug/kg
Isopropylbenzene	ND	29	ug/kg
p-Isopropyltoluene	ND	29	ug/kg
tert-Butyl alcohol	ND	590	ug/kg
Naphthalene	**3.3 J,B**	**29**	**ug/kg**
n-Propylbenzene	ND	29	ug/kg
1,1,1,2-Tetrachloroethane	ND	29	ug/kg
1,2,3-Trichlorobenzene	**20 J,B**	**29**	**ug/kg**
1,2,4-Trichloro-benzene	**72**	**29**	**ug/kg**
1,2,3-Trichloropropane	ND	29	ug/kg
1,1,2-Trichloro-1,2,2-trifluoroethane	ND	29	ug/kg
1,2,4-Trimethylbenzene	ND	29	ug/kg
Vinyl acetate	ND	59	ug/kg
o-Xylene	ND	29	ug/kg

(Continued on next page)

Tetra Tech NUS, Inc

Client Sample ID: MHSD-2D

GC/MS Volatiles

Lot-Sample #...: A9F150107-009 **Work Order #...:** LEXQQ1AH **Matrix.....:** SO

PARAMETER	RESULT	REPORTING LIMIT	UNITS
Methyl tert-butyl ether	ND	59	ug/kg
m-Xylene & p-Xylene	ND	59	ug/kg
1,2,3-Trimethylbenzene	ND	29	ug/kg
Diisopropyl Ether (DIPE)	ND	59	ug/kg
Ethyl-t-Butyl Ether (ETBE)	ND	29	ug/kg
Tert-amyl methyl ether (TAME)	ND	29	ug/kg
Chloromethane	ND	29	ug/kg
Bromomethane	ND	29	ug/kg
Vinyl chloride	ND	29	ug/kg
Chloroethane	ND	29	ug/kg
Methylene chloride	ND	29	ug/kg
Acetone	**110**	**59**	**ug/kg**
Carbon disulfide	ND	29	ug/kg
1,1-Dichloroethene	ND	29	ug/kg
1,1-Dichloroethane	ND	29	ug/kg
Chloroform	ND	29	ug/kg
1,2-Dichloroethane	ND	29	ug/kg
2-Butanone	**31 J**	**59**	**ug/kg**
1,1,1-Trichloroethane	ND	29	ug/kg
Carbon tetrachloride	ND	29	ug/kg
Bromodichloromethane	ND	29	ug/kg
1,2-Dichloropropane	ND	29	ug/kg
cis-1,3-Dichloropropene	ND	29	ug/kg
Trichloroethene	ND	29	ug/kg
Dibromochloromethane	ND	29	ug/kg
Benzene	ND	29	ug/kg
trans-1,3-Dichloropropene	ND	29	ug/kg
Bromoform	ND	29	ug/kg
4-Methyl-2-pentanone	ND	59	ug/kg
2-Hexanone	ND	59	ug/kg
Tetrachloroethene	ND	29	ug/kg
1,1,2,2-Tetrachloroethane	ND	29	ug/kg
Toluene	ND	29	ug/kg
Chlorobenzene	ND	29	ug/kg
Ethylbenzene	ND	29	ug/kg
Styrene	ND	29	ug/kg
Xylenes (total)	ND	59	ug/kg

SURROGATE	PERCENT RECOVERY	RECOVERY LIMITS
Dibromofluoromethane	89	(59 - 138)
1,2-Dichloroethane-d4	67	(61 - 130)
Toluene-d8	98	(60 - 143)
4-Bromofluorobenzene	78	(47 - 158)

(Continued on next page)

Tetra Tech NUS, Inc

Client Sample ID: MHSD-2D

GC/MS Volatiles

Lot-Sample #...: A9F150107-009 Work Order #...: LEXQQ1AH Matrix.....: SO

NOTE(S):

Results and reporting limits have been adjusted for dry weight.

J Estimated result. Result is less than RL.

B Method blank contamination. The associated method blank contains the target analyte at a reportable level.

Tetra Tech NUS, Inc

MHSD-2D

GC/MS Volatiles

Lot-Sample #: A9F150107-009 **Work Order #:** LEXQQ1AH **Matrix:** SO

MASS SPECTROMETER/DATA SYSTEM (MSDS) TENTATIVELY IDENTIFIED COMPOUNDS

PARAMETER	CAS #	ESTIMATED RESULT		RETENTION TIME	UNITS
Pentane, 2,2,4,4-tetramethy	1070-87-7	74 NJ	M	5.1293	ug/kg
Pentane, 2,3,4-trimethyl-	565-75-3	74 NJ	M	6.054	ug/kg
Pentane, 2,3,3-trimethyl-	560-21-4	78 NJ	M	6.1635	ug/kg
Hexane, 2,2,5-trimethyl-	3522-94-9	38 NJ	M	6.4616	ug/kg

NOTE(S):

M: Result was measured against nearest internal standard assuming a response factor of 1.

Tetra Tech NUS, Inc

Client Sample ID: MHSD-3

GC/MS Volatiles

Lot-Sample #...: A9F150107-005 **Work Order #...:** LEXPP1AU **Matrix.....:** SO
Date Sampled...: 06/12/09 13:50 **Date Received..:** 06/13/09
Prep Date.....: 06/23/09 **Analysis Date..:** 06/23/09
Prep Batch #...: 9174609
Dilution Factor: 1 **Initial Wgt/Vol:** 5 g **Final Wgt/Vol..:** 5 mL
% Moisture.....: 46 **Method.....:** SW846 8260B

PARAMETER	RESULT	REPORTING LIMIT	UNITS
1,2-Dibromo-3-chloro-propane	ND	19	ug/kg
2-Chloroethyl vinyl ether	ND	19	ug/kg
2-Chlorotoluene	ND	9.3	ug/kg
4-Chlorotoluene	ND	9.3	ug/kg
1,2-Dibromoethane	ND	9.3	ug/kg
Dibromomethane	ND	9.3	ug/kg
1,2-Dichlorobenzene	ND	9.3	ug/kg
Bromobenzene	ND	9.3	ug/kg
Bromochloromethane	ND	9.3	ug/kg
n-Butylbenzene	ND	9.3	ug/kg
sec-Butylbenzene	ND	9.3	ug/kg
tert-Butylbenzene	ND	9.3	ug/kg
1,3-Dichlorobenzene	ND	9.3	ug/kg
1,4-Dichlorobenzene	ND	9.3	ug/kg
Dichlorodifluoromethane	ND	9.3	ug/kg
cis-1,2-Dichloroethylene	ND	9.3	ug/kg
trans-1,2-Dichloroethylene	ND	9.3	ug/kg
1,3-Dichloropropane	ND	9.3	ug/kg
2,2-Dichloropropane	ND	9.3	ug/kg
1,1-Dichloropropene	ND	9.3	ug/kg
Trichlorofluoromethane	ND	9.3	ug/kg
Hexachlorobutadiene	ND	9.3	ug/kg
Isopropylbenzene	ND	9.3	ug/kg
p-Isopropyltoluene	ND	9.3	ug/kg
tert-Butyl alcohol	ND	190	ug/kg
Naphthalene	ND	9.3	ug/kg
n-Propylbenzene	ND	9.3	ug/kg
1,1,1,2-Tetrachloroethane	ND	9.3	ug/kg
1,2,3-Trichlorobenzene	ND	9.3	ug/kg
1,2,4-Trichloro-benzene	ND	9.3	ug/kg
1,2,3-Trichloropropane	ND	9.3	ug/kg
1,1,2-Trichloro-1,2,2-trifluoroethane	ND	9.3	ug/kg
1,2,4-Trimethylbenzene	ND	9.3	ug/kg
Vinyl acetate	ND	19	ug/kg
o-Xylene	ND	9.3	ug/kg

(Continued on next page)

Tetra Tech NUS, Inc

Client Sample ID: MHSD-3

GC/MS Volatiles

Lot-Sample #...: A9F150107-005 **Work Order #...:** LEXPP1AU **Matrix.....:** SO

PARAMETER	RESULT	REPORTING LIMIT	UNITS
Methyl tert-butyl ether	ND	19	ug/kg
m-Xylene & p-Xylene	ND	19	ug/kg
1,2,3-Trimethylbenzene	ND	9.3	ug/kg
Diisopropyl Ether (DIPE)	ND	19	ug/kg
Ethyl-t-Butyl Ether (ETBE)	ND	9.3	ug/kg
Tert-amyl methyl ether (TAME)	ND	9.3	ug/kg
Chloromethane	ND	9.3	ug/kg
Bromomethane	ND	9.3	ug/kg
Vinyl chloride	ND	9.3	ug/kg
Chloroethane	ND	9.3	ug/kg
Methylene chloride	ND	9.3	ug/kg
Acetone	ND	19	ug/kg
Carbon disulfide	ND	9.3	ug/kg
1,1-Dichloroethene	ND	9.3	ug/kg
1,1-Dichloroethane	ND	9.3	ug/kg
Chloroform	ND	9.3	ug/kg
1,2-Dichloroethane	ND	9.3	ug/kg
2-Butanone	ND	19	ug/kg
1,1,1-Trichloroethane	ND	9.3	ug/kg
Carbon tetrachloride	ND	9.3	ug/kg
Bromodichloromethane	ND	9.3	ug/kg
1,2-Dichloropropane	ND	9.3	ug/kg
cis-1,3-Dichloropropene	ND	9.3	ug/kg
Trichloroethene	ND	9.3	ug/kg
Dibromochloromethane	ND	9.3	ug/kg
Benzene	ND	9.3	ug/kg
trans-1,3-Dichloropropene	ND	9.3	ug/kg
Bromoform	ND	9.3	ug/kg
4-Methyl-2-pentanone	ND	19	ug/kg
2-Hexanone	ND	19	ug/kg
Tetrachloroethene	ND	9.3	ug/kg
1,1,2,2-Tetrachloroethane	ND	9.3	ug/kg
Toluene	ND	9.3	ug/kg
Chlorobenzene	ND	9.3	ug/kg
Ethylbenzene	ND	9.3	ug/kg
Styrene	ND	9.3	ug/kg
Xylenes (total)	ND	19	ug/kg

SURROGATE	PERCENT RECOVERY	RECOVERY LIMITS
Dibromofluoromethane	93	(59 - 138)
1,2-Dichloroethane-d4	79	(61 - 130)
Toluene-d8	97	(60 - 143)
4-Bromofluorobenzene	84	(47 - 158)

NOTE(S):

Results and reporting limits have been adjusted for dry weight.

Tetra Tech NUS, Inc

MHSD-3

GC/MS Volatiles

Lot-Sample #: A9F150107-005 **Work Order #:** LEXPP1AU **Matrix:** SO

MASS SPECTROMETER/DATA SYSTEM (MSDS) TENTATIVELY IDENTIFIED COMPOUNDS

PARAMETER	CAS #	ESTIMATED RESULT	RETENTION TIME	UNITS
None				ug/kg

Tetra Tech NUS, Inc

Client Sample ID: RB061209

GC/MS Volatiles

Lot-Sample #...: A9F150107-007	**Work Order #...:** LEXP81AA	**Matrix.....:** WQ	
Date Sampled...: 06/12/09 11:50	**Date Received..:** 06/13/09		
Prep Date.....: 06/25/09	**Analysis Date..:** 06/25/09		
Prep Batch #...: 9177255			
Dilution Factor: 1	**Initial Wgt/Vol:** 5 mL	**Final Wgt/Vol..:** 5 mL	
	Method.....: SW846 8260B		

PARAMETER	RESULT	REPORTING LIMIT	UNITS
Acetone	**21**	**5.0**	**ug/L**
Bromobenzene	ND	1.0	ug/L
Bromochloromethane	ND	1.0	ug/L
Bromodichloromethane	ND	1.0	ug/L
2-Butanone	**6.8**	**5.0**	**ug/L**
n-Butylbenzene	ND	1.0	ug/L
sec-Butylbenzene	ND	1.0	ug/L
tert-Butylbenzene	ND	1.0	ug/L
Carbon disulfide	ND	1.0	ug/L
Dibromochloromethane	ND	1.0	ug/L
1,2-Dibromo-3-chloro-propane	ND	2.0	ug/L
2-Chloroethyl vinyl ether	ND	5.0	ug/L
2-Chlorotoluene	ND	1.0	ug/L
4-Chlorotoluene	ND	1.0	ug/L
1,2-Dibromoethane	ND	1.0	ug/L
Dibromomethane	ND	1.0	ug/L
1,2-Dichlorobenzene	ND	1.0	ug/L
1,3-Dichlorobenzene	ND	1.0	ug/L
1,4-Dichlorobenzene	ND	1.0	ug/L
Dichlorodifluoromethane	ND	1.0	ug/L
cis-1,2-Dichloroethene	ND	1.0	ug/L
trans-1,2-Dichloroethene	ND	1.0	ug/L
1,3-Dichloropropane	ND	1.0	ug/L
2,2-Dichloropropane	ND	1.0	ug/L
1,1-Dichloropropene	ND	1.0	ug/L
Trichlorofluoromethane	ND	1.0	ug/L
Hexachlorobutadiene	ND	1.0	ug/L
2-Hexanone	ND	5.0	ug/L
Isopropylbenzene	ND	1.0	ug/L
p-Isopropyltoluene	ND	1.0	ug/L
tert-Butyl alcohol	**5.4 J**	**20**	**ug/L**
4-Methyl-2-pentanone	ND	5.0	ug/L
Naphthalene	**1.4**	**1.0**	**ug/L**
n-Propylbenzene	ND	1.0	ug/L
Styrene	ND	1.0	ug/L
1,1,1,2-Tetrachloroethane	ND	1.0	ug/L
1,2,3-Trichlorobenzene	ND	1.0	ug/L

(Continued on next page)

Tetra Tech NUS, Inc

Client Sample ID: RB061209

GC/MS Volatiles

Lot-Sample #...: A9F150107-007 **Work Order #...:** LEXP81AA **Matrix.....:** WQ

PARAMETER	RESULT	REPORTING LIMIT	UNITS
1,2,4-Trichloro-benzene	ND	1.0	ug/L
1,2,3-Trichloropropane	ND	1.0	ug/L
1,1,2-Trichloro-1,2,2-trifluoroethane	ND	1.0	ug/L
1,2,4-Trimethylbenzene	ND	1.0	ug/L
Vinyl acetate	ND	2.0	ug/L
o-Xylene	ND	1.0	ug/L
Xylenes (total)	ND	2.0	ug/L
Methyl tert-butyl ether	ND	5.0	ug/L
m-Xylene & p-Xylene	ND	2.0	ug/L
1,2,3-Trimethylbenzene	ND	5.0	ug/L
Diisopropyl Ether (DIPE)	ND	5.0	ug/L
Ethyl-t-Butyl Ether (ETBE)	ND	5.0	ug/L
Tert-amyl methyl ether (TAME)	ND	5.0	ug/L
Benzene	ND	1.0	ug/L
Bromoform	ND	1.0	ug/L
Bromomethane	ND	1.0	ug/L
Carbon tetrachloride	ND	1.0	ug/L
Chlorobenzene	ND	1.0	ug/L
Chloroethane	ND	1.0	ug/L
Chloroform	ND	1.0	ug/L
Chloromethane	ND	1.0	ug/L
1,1-Dichloroethane	ND	1.0	ug/L
1,2-Dichloroethane	ND	1.0	ug/L
1,1-Dichloroethene	ND	1.0	ug/L
1,2-Dichloropropane	ND	1.0	ug/L
cis-1,3-Dichloropropene	ND	1.0	ug/L
trans-1,3-Dichloropropene	ND	1.0	ug/L
Ethylbenzene	ND	1.0	ug/L
Methylene chloride	ND	1.0	ug/L
1,1,2,2-Tetrachloroethane	ND	1.0	ug/L
Tetrachloroethene	ND	1.0	ug/L
Toluene	ND	1.0	ug/L
1,1,1-Trichloroethane	ND	1.0	ug/L
Trichloroethene	ND	1.0	ug/L
Vinyl chloride	ND	1.0	ug/L

SURROGATE	PERCENT RECOVERY	RECOVERY LIMITS
Dibromofluoromethane	91	(73 - 122)
1,2-Dichloroethane-d4	87	(61 - 128)
Toluene-d8	93	(76 - 110)
4-Bromofluorobenzene	89	(74 - 116)

NOTE(S):

J Estimated result. Result is less than RL.

Tetra Tech NUS, Inc

RB061209

GC/MS Volatiles

Lot-Sample #: A9F150107-007 **Work Order #:** LEXP81AA **Matrix:** WQ

MASS SPECTROMETER/DATA SYSTEM (MSDS) TENTATIVELY IDENTIFIED COMPOUNDS

PARAMETER	CAS #	ESTIMATED RESULT		RETENTION TIME	UNITS
Isopropyl Alcohol	67-63-0	100 NJ	M	3.0232	ug/L

NOTE(S):

M: Result was measured against nearest internal standard assuming a response factor of 1.

Tetra Tech NUS, Inc

Client Sample ID: TB061209

GC/MS Volatiles

Lot-Sample #...:	A9F150107-008	**Work Order #...:**	LEXQL1AA	**Matrix.....:**	WQ
Date Sampled...:	06/12/09 07:30	**Date Received..:**	06/13/09		
Prep Date.....:	06/25/09	**Analysis Date..:**	06/25/09		
Prep Batch #...:	9177255				
Dilution Factor:	1	**Initial Wgt/Vol:**	5 mL	**Final Wgt/Vol..:**	5 mL
		Method.....:	SW846 8260B		

PARAMETER	RESULT	REPORTING LIMIT	UNITS
Acetone	**2.9 J**	**5.0**	**ug/L**
Bromobenzene	ND	1.0	ug/L
Bromochloromethane	ND	1.0	ug/L
Bromodichloromethane	ND	1.0	ug/L
2-Butanone	ND	5.0	ug/L
n-Butylbenzene	ND	1.0	ug/L
sec-Butylbenzene	ND	1.0	ug/L
tert-Butylbenzene	ND	1.0	ug/L
Carbon disulfide	ND	1.0	ug/L
Dibromochloromethane	ND	1.0	ug/L
1,2-Dibromo-3-chloro-propane	ND	2.0	ug/L
2-Chloroethyl vinyl ether	ND	5.0	ug/L
2-Chlorotoluene	ND	1.0	ug/L
4-Chlorotoluene	ND	1.0	ug/L
1,2-Dibromoethane	ND	1.0	ug/L
Dibromomethane	ND	1.0	ug/L
1,2-Dichlorobenzene	ND	1.0	ug/L
1,3-Dichlorobenzene	ND	1.0	ug/L
1,4-Dichlorobenzene	ND	1.0	ug/L
Dichlorodifluoromethane	ND	1.0	ug/L
cis-1,2-Dichloroethene	ND	1.0	ug/L
trans-1,2-Dichloroethene	ND	1.0	ug/L
1,3-Dichloropropane	ND	1.0	ug/L
2,2-Dichloropropane	ND	1.0	ug/L
1,1-Dichloropropene	ND	1.0	ug/L
Trichlorofluoromethane	ND	1.0	ug/L
Hexachlorobutadiene	ND	1.0	ug/L
2-Hexanone	ND	5.0	ug/L
Isopropylbenzene	ND	1.0	ug/L
p-Isopropyltoluene	ND	1.0	ug/L
tert-Butyl alcohol	ND	20	ug/L
4-Methyl-2-pentanone	ND	5.0	ug/L
Naphthalene	ND	1.0	ug/L
n-Propylbenzene	ND	1.0	ug/L
Styrene	ND	1.0	ug/L
1,1,1,2-Tetrachloroethane	ND	1.0	ug/L
1,2,3-Trichlorobenzene	ND	1.0	ug/L

(Continued on next page)

Tetra Tech NUS, Inc

Client Sample ID: TB061209

GC/MS Volatiles

Lot-Sample #...: A9F150107-008 **Work Order #...:** LEXQL1AA **Matrix.....:** WQ

PARAMETER	RESULT	REPORTING LIMIT	UNITS
1,2,4-Trichloro-benzene	ND	1.0	ug/L
1,2,3-Trichloropropane	ND	1.0	ug/L
1,1,2-Trichloro-1,2,2-trifluoroethane	ND	1.0	ug/L
1,2,4-Trimethylbenzene	ND	1.0	ug/L
Vinyl acetate	ND	2.0	ug/L
o-Xylene	ND	1.0	ug/L
Xylenes (total)	ND	2.0	ug/L
Methyl tert-butyl ether	ND	5.0	ug/L
m-Xylene & p-Xylene	ND	2.0	ug/L
1,2,3-Trimethylbenzene	ND	5.0	ug/L
Diisopropyl Ether (DIPE)	ND	5.0	ug/L
Ethyl-t-Butyl Ether (ETBE)	ND	5.0	ug/L
Tert-amyl methyl ether (TAME)	ND	5.0	ug/L
Benzene	ND	1.0	ug/L
Bromoform	ND	1.0	ug/L
Bromomethane	ND	1.0	ug/L
Carbon tetrachloride	ND	1.0	ug/L
Chlorobenzene	ND	1.0	ug/L
Chloroethane	ND	1.0	ug/L
Chloroform	ND	1.0	ug/L
Chloromethane	ND	1.0	ug/L
1,1-Dichloroethane	ND	1.0	ug/L
1,2-Dichloroethane	ND	1.0	ug/L
1,1-Dichloroethene	ND	1.0	ug/L
1,2-Dichloropropane	ND	1.0	ug/L
cis-1,3-Dichloropropene	ND	1.0	ug/L
trans-1,3-Dichloropropene	ND	1.0	ug/L
Ethylbenzene	ND	1.0	ug/L
Methylene chloride	ND	1.0	ug/L
1,1,2,2-Tetrachloroethane	ND	1.0	ug/L
Tetrachloroethene	ND	1.0	ug/L
Toluene	ND	1.0	ug/L
1,1,1-Trichloroethane	ND	1.0	ug/L
Trichloroethene	ND	1.0	ug/L
Vinyl chloride	ND	1.0	ug/L

SURROGATE	PERCENT RECOVERY	RECOVERY LIMITS
Dibromofluoromethane	89	(73 - 122)
1,2-Dichloroethane-d4	87	(61 - 128)
Toluene-d8	93	(76 - 110)
4-Bromofluorobenzene	87	(74 - 116)

NOTE(S):

J Estimated result. Result is less than RL.

Tetra Tech NUS, Inc

TB061209

GC/MS Volatiles

Lot-Sample #: A9F150107-008 **Work Order #:** LEXQL1AA **Matrix:** WQ

MASS SPECTROMETER/DATA SYSTEM (MSDS) TENTATIVELY IDENTIFIED COMPOUNDS

PARAMETER	CAS #	ESTIMATED RESULT	RETENTION TIME	UNITS
None				ug/L

Tetra Tech NUS, Inc

Client Sample ID: ILSD-24

TCLP GC/MS Volatiles

Lot-Sample #...:	A9F150107-003	**Work Order #...:**	LEXPD1A3	**Matrix.....:**	SO
Date Sampled...:	06/12/09 09:45	**Date Received..:**	06/13/09		
Leach Date.....:	06/17/09	**Prep Date.....:**	06/19/09	**Analysis Date..:**	06/19/09
Leach Batch #..:	P916803	**Prep Batch #...:**	9170208		
Dilution Factor:	1	**Initial Wgt/Vol:**	0.1 mL	**Final Wgt/Vol..:**	5 mL
% Moisture.....:	20	**Method.....:**	SW846 8260B		

PARAMETER	RESULT	REPORTING LIMIT	UNITS
Benzene	ND	0.025	mg/L
2-Butanone (MEK)	ND	0.25	mg/L
Carbon tetrachloride	ND	0.025	mg/L
Chlorobenzene	ND	0.025	mg/L
Chloroform	ND	0.025	mg/L
1,2-Dichloroethane	ND	0.025	mg/L
1,1-Dichloroethylene	ND	0.070	mg/L
Tetrachloroethylene	ND	0.070	mg/L
Trichloroethylene	ND	0.050	mg/L
Vinyl chloride	ND	0.025	mg/L

SURROGATE	PERCENT RECOVERY	RECOVERY LIMITS
Dibromofluoromethane	95	(86 - 125)
1,2-Dichloroethane-d4	88	(80 - 122)
Toluene-d8	102	(90 - 122)
4-Bromofluorobenzene	96	(84 - 125)

NOTE(S):

Analysis performed in accordance with USEPA Toxicity Characteristic Leaching Procedure Method 1311

Tetra Tech NUS, Inc

Client Sample ID: MHSD-2

TCLP GC/MS Volatiles

Lot-Sample #...:	A9F150107-004	**Work Order #...:**	LEXPN1AE	**Matrix.....:**	SO
Date Sampled...:	06/12/09 10:45	**Date Received..:**	06/13/09		
Leach Date.....:	06/17/09	**Prep Date.....:**	06/19/09	**Analysis Date..:**	06/19/09
Leach Batch #..:	P916803	**Prep Batch #...:**	9170208		
Dilution Factor:	1	**Initial Wgt/Vol:**	0.1 mL	**Final Wgt/Vol..:**	5 mL
% Moisture.....:	81	**Method.....:**	SW846 8260B		

PARAMETER	RESULT	REPORTING LIMIT	UNITS
Benzene	ND	0.025	mg/L
2-Butanone (MEK)	ND	0.25	mg/L
Carbon tetrachloride	ND	0.025	mg/L
Chlorobenzene	ND	0.025	mg/L
Chloroform	ND	0.025	mg/L
1,2-Dichloroethane	ND	0.025	mg/L
1,1-Dichloroethylene	ND	0.070	mg/L
Tetrachloroethylene	ND	0.070	mg/L
Trichloroethylene	ND	0.050	mg/L
Vinyl chloride	ND	0.025	mg/L

SURROGATE	PERCENT RECOVERY	RECOVERY LIMITS
Dibromofluoromethane	94	(86 - 125)
1,2-Dichloroethane-d4	90	(80 - 122)
Toluene-d8	103	(90 - 122)
4-Bromofluorobenzene	93	(84 - 125)

NOTE(S):

Analysis performed in accordance with USEPA Toxicity Characteristic Leaching Procedure Method 1311

Tetra Tech NUS, Inc

Client Sample ID: ILSD-17

GC/MS Semivolatiles

Lot-Sample #...:	A9F150107-006	**Work Order #...:**	LEXP71AG	**Matrix.....:**	SO
Date Sampled...:	06/12/09 14:25	**Date Received..:**	06/13/09		
Prep Date.....:	06/15/09	**Analysis Date..:**	06/24/09		
Prep Batch #...:	9166309				
Dilution Factor:	10	**Initial Wgt/Vol:**	30.01 g	**Final Wgt/Vol..:**	2 mL
% Moisture.....:	45	**Method.....:**	SW846 8270C		

PARAMETER	RESULT	REPORTING LIMIT	UNITS
Acenaphthene	**1600**	**120**	**ug/kg**
Acenaphthylene	ND	120	ug/kg
Anthracene	**2900**	**120**	**ug/kg**
Benzo(a)anthracene	**8500**	**120**	**ug/kg**
Benzo(a)pyrene	**6600**	**120**	**ug/kg**
Benzo(b)fluoranthene	**9800**	**120**	**ug/kg**
Benzo(ghi)perylene	**3500**	**120**	**ug/kg**
Benzo(k)fluoranthene	**4400**	**120**	**ug/kg**
Chrysene	**8200**	**120**	**ug/kg**
Dibenz(a,h)anthracene	**1500**	**120**	**ug/kg**
Fluoranthene	**18000**	**120**	**ug/kg**
Fluorene	**1600**	**120**	**ug/kg**
Indeno(1,2,3-cd)pyrene	**3300**	**120**	**ug/kg**
1-Methylnaphthalene	**250**	**120**	**ug/kg**
2-Methylnaphthalene	**270**	**120**	**ug/kg**
Naphthalene	**650**	**120**	**ug/kg**
Phenanthrene	**13000**	**120**	**ug/kg**
Pyrene	**13000**	**120**	**ug/kg**

SURROGATE	PERCENT RECOVERY	RECOVERY LIMITS
Nitrobenzene-d5	55 DIL	(24 - 112)
2-Fluorobiphenyl	62 DIL	(34 - 110)
Terphenyl-d14	74 DIL	(41 - 119)
Phenol-d5	69 DIL	(28 - 110)
2-Fluorophenol	68 DIL	(26 - 110)
2,4,6-Tribromophenol	83 DIL	(10 - 118)

NOTE(S):

DIL The concentration is estimated or not reported due to dilution or the presence of interfering analytes.

Results and reporting limits have been adjusted for dry weight.

Tetra Tech NUS, Inc

Client Sample ID: ILSD-23

GC/MS Semivolatiles

Lot-Sample #...:	A9F150107-001	Work Order #...:	LEXN61AD	Matrix.....:	SO
Date Sampled...:	06/12/09 08:30	Date Received..:	06/13/09		
Prep Date.....:	06/15/09	Analysis Date..:	06/24/09		
Prep Batch #...:	9166309				
Dilution Factor:	2	Initial Wgt/Vol:	30.02 g	Final Wgt/Vol..:	2 mL
% Moisture.....:	28	Method.....:	SW846 8270C		

PARAMETER	RESULT	REPORTING LIMIT	UNITS
Acenaphthene	60	18	ug/kg
Acenaphthylene	65	18	ug/kg
Anthracene	210	18	ug/kg
Benzo(a)anthracene	1400	18	ug/kg
Benzo(a)pyrene	1200	18	ug/kg
Benzo(b)fluoranthene	1600	18	ug/kg
Benzo(ghi)perylene	800	18	ug/kg
Benzo(k)fluoranthene	690	18	ug/kg
Chrysene	1700	18	ug/kg
Dibenz(a,h)anthracene	260	18	ug/kg
Fluoranthene	3000	18	ug/kg
Fluorene	66	18	ug/kg
Indeno(1,2,3-cd)pyrene	650	18	ug/kg
1-Methylnaphthalene	20	18	ug/kg
2-Methylnaphthalene	ND	18	ug/kg
Naphthalene	23	18	ug/kg
Phenanthrene	1300	18	ug/kg
Pyrene	2700	18	ug/kg

SURROGATE	PERCENT RECOVERY	RECOVERY LIMITS
Nitrobenzene-d5	59	(24 - 112)
2-Fluorobiphenyl	58	(34 - 110)
Terphenyl-d14	72	(41 - 119)
Phenol-d5	68	(28 - 110)
2-Fluorophenol	69	(26 - 110)
2,4,6-Tribromophenol	54	(10 - 118)

NOTE(S):

Results and reporting limits have been adjusted for dry weight.

Tetra Tech NUS, Inc

Client Sample ID: ILSD-24

GC/MS Semivolatiles

Lot-Sample #...:	A9F150107-003	**Work Order #...:**	LEXPD1AD	**Matrix.....:**	SO
Date Sampled...:	06/12/09 09:45	**Date Received..:**	06/13/09		
Prep Date.....:	06/15/09	**Analysis Date..:**	06/24/09		
Prep Batch #...:	9166309				
Dilution Factor:	4	**Initial Wgt/Vol:**	30.1 g	**Final Wgt/Vol..:**	2 mL
% Moisture.....:	20	**Method.....:**	SW846 8270C		

PARAMETER	RESULT	REPORTING LIMIT	UNITS
Acenaphthene	ND	33	ug/kg
Acenaphthylene	ND	33	ug/kg
Anthracene	**64**	**33**	**ug/kg**
Benzo(a)anthracene	**190**	**33**	**ug/kg**
Benzo(a)pyrene	**260**	**33**	**ug/kg**
Benzo(b)fluoranthene	**280**	**33**	**ug/kg**
Benzo(ghi)perylene	**200**	**33**	**ug/kg**
Benzo(k)fluoranthene	**110**	**33**	**ug/kg**
Chrysene	**280**	**33**	**ug/kg**
Dibenz(a,h)anthracene	ND	33	ug/kg
Fluoranthene	**390**	**33**	**ug/kg**
Fluorene	ND	33	ug/kg
Indeno(1,2,3-cd)pyrene	**200**	**33**	**ug/kg**
1-Methylnaphthalene	ND	33	ug/kg
2-Methylnaphthalene	ND	33	ug/kg
Naphthalene	ND	33	ug/kg
Phenanthrene	**290**	**33**	**ug/kg**
Pyrene	**430**	**33**	**ug/kg**

SURROGATE	PERCENT RECOVERY	RECOVERY LIMITS
Nitrobenzene-d5	65 DIL	(24 - 112)
2-Fluorobiphenyl	62 DIL	(34 - 110)
Terphenyl-d14	76 DIL	(41 - 119)
Phenol-d5	74 DIL	(28 - 110)
2-Fluorophenol	74 DIL	(26 - 110)
2,4,6-Tribromophenol	55 DIL	(10 - 118)

NOTE(S):

DIL The concentration is estimated or not reported due to dilution or the presence of interfering analytes.

Results and reporting limits have been adjusted for dry weight.

Tetra Tech NUS, Inc

Client Sample ID: ILSD-9

GC/MS Semivolatiles

Lot-Sample #...:	A9F150107-002	Work Order #...:	LEXPC1AD	Matrix.....:	SO
Date Sampled...:	06/12/09 09:10	Date Received..:	06/13/09		
Prep Date.....:	06/15/09	Analysis Date..:	06/24/09		
Prep Batch #...:	9166309				
Dilution Factor:	2	Initial Wgt/Vol:	30.02 g	Final Wgt/Vol..:	2 mL
% Moisture.....:	33	Method.....:	SW846 8270C		

PARAMETER	RESULT	REPORTING LIMIT	UNITS
Acenaphthene	37	20	ug/kg
Acenaphthylene	59	20	ug/kg
Anthracene	140	20	ug/kg
Benzo(a)anthracene	1300	20	ug/kg
Benzo(a)pyrene	1100	20	ug/kg
Benzo(b)fluoranthene	1800	20	ug/kg
Benzo(ghi)perylene	890	20	ug/kg
Benzo(k)fluoranthene	760	20	ug/kg
Chrysene	1500	20	ug/kg
Dibenz(a,h)anthracene	240	20	ug/kg
Fluoranthene	3000	20	ug/kg
Fluorene	61	20	ug/kg
Indeno(1,2,3-cd)pyrene	700	20	ug/kg
1-Methylnaphthalene	42	20	ug/kg
2-Methylnaphthalene	31	20	ug/kg
Naphthalene	23	20	ug/kg
Phenanthrene	1100	20	ug/kg
Pyrene	2700	20	ug/kg

SURROGATE	PERCENT RECOVERY	RECOVERY LIMITS
Nitrobenzene-d5	64 DIL	(24 - 112)
2-Fluorobiphenyl	63 DIL	(34 - 110)
Terphenyl-d14	82 DIL	(41 - 119)
Phenol-d5	77 DIL	(28 - 110)
2-Fluorophenol	75 DIL	(26 - 110)
2,4,6-Tribromophenol	56 DIL	(10 - 118)

NOTE(S):

DIL The concentration is estimated or not reported due to dilution or the presence of interfering analytes.

Results and reporting limits have been adjusted for dry weight.

Tetra Tech NUS, Inc

Client Sample ID: MHSD-2

GC/MS Semivolatiles

Lot-Sample #...:	A9F150107-004	**Work Order #...:**	LEXPN1AP	**Matrix.....:**	SO
Date Sampled...:	06/12/09 10:45	**Date Received..:**	06/13/09		
Prep Date.....:	06/15/09	**Analysis Date..:**	06/24/09		
Prep Batch #...:	9166309				
Dilution Factor:	1	**Initial Wgt/Vol:**	30.07 g	**Final Wgt/Vol..:**	2 mL
% Moisture.....:	81	**Method.....:**	SW846 8270C		

PARAMETER	RESULT	REPORTING LIMIT	UNITS
Acenaphthene	ND	35	ug/kg
Acenaphthylene	ND	35	ug/kg
Anthracene	**55**	**35**	**ug/kg**
Benzo(a)anthracene	**220**	**35**	**ug/kg**
Benzo(a)pyrene	**370**	**35**	**ug/kg**
Benzo(b)fluoranthene	**850**	**35**	**ug/kg**
Benzo(ghi)perylene	**420**	**35**	**ug/kg**
Benzo(k)fluoranthene	**280**	**35**	**ug/kg**
Chrysene	**690**	**35**	**ug/kg**
Dibenz(a,h)anthracene	**190**	**35**	**ug/kg**
Fluoranthene	**340**	**35**	**ug/kg**
Fluorene	ND	35	ug/kg
Indeno(1,2,3-cd)pyrene	**350**	**35**	**ug/kg**
1-Methylnaphthalene	ND	35	ug/kg
2-Methylnaphthalene	ND	35	ug/kg
Naphthalene	ND	35	ug/kg
Phenanthrene	**42**	**35**	**ug/kg**
Pyrene	**410**	**35**	**ug/kg**

SURROGATE	PERCENT RECOVERY	RECOVERY LIMITS
Nitrobenzene-d5	60	(24 - 112)
2-Fluorobiphenyl	55	(34 - 110)
Terphenyl-d14	78	(41 - 119)
Phenol-d5	72	(28 - 110)
2-Fluorophenol	72	(26 - 110)
2,4,6-Tribromophenol	38	(10 - 118)

NOTE(S):

Results and reporting limits have been adjusted for dry weight.

Tetra Tech NUS, Inc

Client Sample ID: MHSD-2D

GC/MS Semivolatiles

Lot-Sample #...:	A9F150107-009	**Work Order #...:**	LEXQQ1AG	**Matrix.....:**	SO
Date Sampled...:	06/12/09 10:45	**Date Received..:**	06/13/09		
Prep Date.....:	06/15/09	**Analysis Date..:**	06/24/09		
Prep Batch #...:	9166309				
Dilution Factor:	1	**Initial Wgt/Vol:**	30.18 g	**Final Wgt/Vol..:**	2 mL
% Moisture.....:	83	**Method.....:**	SW846 8270C		

PARAMETER	RESULT	REPORTING LIMIT	UNITS
Acenaphthene	ND	39	ug/kg
Acenaphthylene	ND	39	ug/kg
Anthracene	**59**	**39**	**ug/kg**
Benzo(a)anthracene	**260**	**39**	**ug/kg**
Benzo(a)pyrene	**390**	**39**	**ug/kg**
Benzo(b)fluoranthene	**850**	**39**	**ug/kg**
Benzo(ghi)perylene	**340**	**39**	**ug/kg**
Benzo(k)fluoranthene	**260**	**39**	**ug/kg**
Chrysene	**450**	**39**	**ug/kg**
Dibenz(a,h)anthracene	**190**	**39**	**ug/kg**
Fluoranthene	**280**	**39**	**ug/kg**
Fluorene	ND	39	ug/kg
Indeno(1,2,3-cd)pyrene	**320**	**39**	**ug/kg**
1-Methylnaphthalene	ND	39	ug/kg
2-Methylnaphthalene	ND	39	ug/kg
Naphthalene	ND	39	ug/kg
Phenanthrene	**65**	**39**	**ug/kg**
Pyrene	**400**	**39**	**ug/kg**

SURROGATE	PERCENT RECOVERY	RECOVERY LIMITS
Nitrobenzene-d5	56	(24 - 112)
2-Fluorobiphenyl	52	(34 - 110)
Terphenyl-d14	80	(41 - 119)
Phenol-d5	69	(28 - 110)
2-Fluorophenol	69	(26 - 110)
2,4,6-Tribromophenol	48	(10 - 118)

NOTE(S):

Results and reporting limits have been adjusted for dry weight.

Tetra Tech NUS, Inc

Client Sample ID: MHSD-3

GC/MS Semivolatiles

Lot-Sample #...:	A9F150107-005	Work Order #...:	LEXPP1AQ	Matrix.....:	SO
Date Sampled...:	06/12/09 13:50	Date Received..:	06/13/09		
Prep Date.....:	06/15/09	Analysis Date..:	06/24/09		
Prep Batch #...:	9166309				
Dilution Factor:	1	Initial Wgt/Vol:	30.06 g	Final Wgt/Vol..:	2 mL
% Moisture.....:	46	Method.....:	SW846 8270C		

PARAMETER	RESULT	REPORTING LIMIT	UNITS
Acenaphthene	25	12	ug/kg
Acenaphthylene	27	12	ug/kg
Anthracene	91	12	ug/kg
Benzo(a)anthracene	510	12	ug/kg
Benzo(a)pyrene	500	12	ug/kg
Benzo(b)fluoranthene	710	12	ug/kg
Benzo(ghi)perylene	430	12	ug/kg
Benzo(k)fluoranthene	340	12	ug/kg
Chrysene	410	12	ug/kg
Dibenz(a,h)anthracene	120	12	ug/kg
Fluoranthene	970	12	ug/kg
Fluorene	26	12	ug/kg
Indeno(1,2,3-cd)pyrene	330	12	ug/kg
1-Methylnaphthalene	ND	12	ug/kg
2-Methylnaphthalene	ND	12	ug/kg
Naphthalene	13	12	ug/kg
Phenanthrene	390	12	ug/kg
Pyrene	840	12	ug/kg

SURROGATE	PERCENT RECOVERY	RECOVERY LIMITS
Nitrobenzene-d5	59	(24 - 112)
2-Fluorobiphenyl	58	(34 - 110)
Terphenyl-d14	65	(41 - 119)
Phenol-d5	76	(28 - 110)
2-Fluorophenol	73	(26 - 110)
2,4,6-Tribromophenol	51	(10 - 118)

NOTE(S):

Results and reporting limits have been adjusted for dry weight.

Tetra Tech NUS, Inc

Client Sample ID: ILSD-24

TCLP GC/MS Semivolatiles

Lot-Sample #...:	A9F150107-003	**Work Order #...:**	LEXPD1A6	**Matrix.....:**	SO
Date Sampled...:	06/12/09 09:45	**Date Received..:**	06/13/09		
Leach Date.....:	06/17/09	**Prep Date.....:**	06/18/09	**Analysis Date..:**	06/21/09
Leach Batch #..:	P916805	**Prep Batch #...:**	9169036		
Dilution Factor:	1	**Initial Wgt/Vol:**	250 mL	**Final Wgt/Vol..:**	2 mL
% Moisture.....:	20	**Method.....:**	SW846 8270C		

PARAMETER	RESULT	REPORTING LIMIT	UNITS
o-Crèsol	ND	0.0040	mg/L
m-Cresol & p-Cresol	ND	0.040	mg/L
1,4-Dichlorobenzene	ND	0.0040	mg/L
2,4-Dinitrotoluene	ND	0.020	mg/L
Hexachlorobenzene	ND	0.020	mg/L
Hexachlorobutadiene	ND	0.020	mg/L
Hexachloroethane	ND	0.020	mg/L
Nitrobenzene	ND	0.0040	mg/L
Pentachlorophenol	ND	0.040	mg/L
Pyridine	**0.0037 J**	**0.020**	**mg/L**
2,4,5-Trichloro-phenol	ND	0.020	mg/L
2,4,6-Trichloro-phenol	ND	0.020	mg/L

SURROGATE	PERCENT RECOVERY	RECOVERY LIMITS
Nitrobenzene-d5	60	(29 - 111)
2-Fluorobiphenyl	51	(22 - 110)
Terphenyl-d14	74	(40 - 119)
Phenol-d5	56	(10 - 110)
2-Fluorophenol	43	(10 - 110)
2,4,6-Tribromophenol	62	(17 - 117)

NOTE(S):

Analysis performed in accordance with USEPA Toxicity Characteristic Leaching Procedure Method 1311

J Estimated result. Result is less than RL.

Tetra Tech NUS, Inc

Client Sample ID: MHSD-2

TCLP GC/MS Semivolatiles

Lot-Sample #...:	A9F150107-004	**Work Order #...:**	LEXPN1AH	**Matrix.....:**	SO
Date Sampled...:	06/12/09 10:45	**Date Received..:**	06/13/09		
Leach Date.....:	06/17/09	**Prep Date.....:**	06/18/09	**Analysis Date..:**	06/21/09
Leach Batch #..:	P916805	**Prep Batch #...:**	9169036		
Dilution Factor:	1	**Initial Wgt/Vol:**	250 mL	**Final Wgt/Vol..:**	2 mL
% Moisture.....:	81	**Method.....:**	SW846 8270C		

PARAMETER	RESULT	REPORTING LIMIT	UNITS
o-Cresol	ND	0.0040	mg/L
m-Cresol & p-Cresol	ND	0.040	mg/L
1,4-Dichlorobenzene	ND	0.0040	mg/L
2,4-Dinitrotoluene	ND	0.020	mg/L
Hexachlorobenzene	ND	0.020	mg/L
Hexachlorobutadiene	ND	0.020	mg/L
Hexachloroethane	ND	0.020	mg/L
Nitrobenzene	ND	0.0040	mg/L
Pentachlorophenol	ND	0.040	mg/L
Pyridine	ND	0.020	mg/L
2,4,5-Trichloro-phenol	ND	0.020	mg/L
2,4,6-Trichloro-phenol	ND	0.020	mg/L

SURROGATE	PERCENT RECOVERY	RECOVERY LIMITS
Nitrobenzene-d5	55	(29 - 111)
2-Fluorobiphenyl	44	(22 - 110)
Terphenyl-d14	72	(40 - 119)
Phenol-d5	47	(10 - 110)
2-Fluorophenol	32	(10 - 110)
2,4,6-Tribromophenol	57	(17 - 117)

NOTE(S):

Analysis performed in accordance with USEPA Toxicity Characteristic Leaching Procedure Method 1311

Tetra Tech NUS, Inc

Client Sample ID: RB061209

GC/MS Semivolatiles

Lot-Sample #...: A9F150107-007	**Work Order #...:** LEXP81A1	**Matrix.....:** WQ	
Date Sampled...: 06/12/09 11:50	**Date Received..:** 06/13/09		
Prep Date.....: 06/16/09	**Analysis Date..:** 06/23/09		
Prep Batch #...: 9167361			
Dilution Factor: 1	**Initial Wgt/Vol:** 1010 mL	**Final Wgt/Vol..:** 2 mL	
	Method.....: SW846 8270C		

PARAMETER	RESULT	REPORTING LIMIT	UNITS
Acenaphthene	ND	0.20	ug/L
Acenaphthylene	ND	0.20	ug/L
Anthracene	ND	0.20	ug/L
Benzo(a)anthracene	ND	0.20	ug/L
Benzo(a)pyrene	ND	0.20	ug/L
Benzo(b)fluoranthene	ND	0.20	ug/L
Benzo(ghi)perylene	ND	0.20	ug/L
Benzo(k)fluoranthene	ND	0.20	ug/L
Chrysene	ND	0.20	ug/L
Dibenz(a,h)anthracene	ND	0.20	ug/L
Fluoranthene	ND	0.20	ug/L
Fluorene	ND	0.20	ug/L
Indeno(1,2,3-cd)pyrene	ND	0.20	ug/L
1-Methylnaphthalene	ND	0.20	ug/L
2-Methylnaphthalene	ND	0.20	ug/L
Naphthalene	**1.2**	**0.20**	**ug/L**
Phenanthrene	ND	0.20	ug/L
Pyrene	ND	0.20	ug/L

SURROGATE	PERCENT RECOVERY	RECOVERY LIMITS
Nitrobenzene-d5	54	(27 - 111)
2-Fluorobiphenyl	53	(28 - 110)
Terphenyl-d14	65	(37 - 119)
Phenol-d5	17	(10 - 110)
2-Fluorophenol	30	(10 - 110)
2,4,6-Tribromophenol	54	(22 - 120)

Tetra Tech NUS, Inc

Client Sample ID: ILSD-24

TCLP GC Semivolatiles

Lot-Sample #...:	A9F150107-003	**Work Order #...:**	LEXPD1A7	**Matrix.....:**	SO
Date Sampled...:	06/12/09 09:45	**Date Received..:**	06/13/09		
Leach Date.....:	06/17/09	**Prep Date.....:**	06/18/09	**Analysis Date..:**	06/19/09
Leach Batch #..:	P916805	**Prep Batch #...:**	9169034		
Dilution Factor:	1	**Initial Wgt/Vol:**	250 mL	**Final Wgt/Vol..:**	3 mL
% Moisture.....:	20	**Method.....:**	SW846 8081A		

PARAMETER	RESULT	REPORTING LIMIT	UNITS
Chlordane (technical)	ND	0.0050	mg/L
Endrin	ND	0.00050	mg/L
Heptachlor	ND	0.00050	mg/L
Heptachlor epoxide	ND	0.00050	mg/L
Lindane	ND	0.00050	mg/L
Methoxychlor	ND	0.0010	mg/L
Toxaphene	ND	0.020	mg/L

SURROGATE	PERCENT RECOVERY	RECOVERY LIMITS
Decachlorobiphenyl	83	(31 - 115)
Tetrachloro-m-xylene	77	(47 - 110)

NOTE(S):

Analysis performed in accordance with USEPA Toxicity Characteristic Leaching Procedure Method 1311

Tetra Tech NUS, Inc

Client Sample ID: MHSD-2

TCLP GC Semivolatiles

Lot-Sample #...:	A9F150107-004	**Work Order #...:**	LEXPN1AJ	**Matrix.....:**	SO
Date Sampled...:	06/12/09 10:45	**Date Received..:**	06/13/09		
Leach Date.....:	06/17/09	**Prep Date.....:**	06/18/09	**Analysis Date..:**	06/19/09
Leach Batch #..:	P916805	**Prep Batch #...:**	9169034		
Dilution Factor:	1	**Initial Wgt/Vol:**	250 mL	**Final Wgt/Vol..:**	3 mL
% Moisture.....:	81	**Method.....:**	SW846 8081A		

PARAMETER	RESULT	REPORTING LIMIT	UNITS
Chlordane (technical)	ND	0.0050	mg/L
Endrin	ND	0.00050	mg/L
Heptachlor	ND	0.00050	mg/L
Heptachlor epoxide	ND	0.00050	mg/L
Lindane	ND	0.00050	mg/L
Methoxychlor	ND	0.0010	mg/L
Toxaphene	ND	0.020	mg/L

SURROGATE	PERCENT RECOVERY	RECOVERY LIMITS
Decachlorobiphenyl	77	(31 - 115)
Tetrachloro-m-xylene	85	(47 - 110)

NOTE(S):

Analysis performed in accordance with USEPA Toxicity Characteristic Leaching Procedure Method 1311

Tetra Tech NUS, Inc

Client Sample ID: ILSD-17

GC Semivolatiles

Lot-Sample #...:	A9F150107-006	**Work Order #...:**	LEXP71AF	**Matrix.....:**	SO
Date Sampled...:	06/12/09 14:25	**Date Received..:**	06/13/09		
Prep Date.....:	06/17/09	**Analysis Date..:**	06/18/09		
Prep Batch #...:	9168039				
Dilution Factor:	5	**Initial Wgt/Vol:**	5.1 g	**Final Wgt/Vol..:**	20 mL
% Moisture.....:	45	**Method.....:**	SW846 8082		

PARAMETER	RESULT	REPORTING LIMIT	UNITS
Aroclor 1016	ND	1800	ug/kg
Aroclor 1221	ND	1800	ug/kg
Aroclor 1232	ND	1800	ug/kg
Aroclor 1242	ND	1800	ug/kg
Aroclor 1248	ND	1800	ug/kg
Aroclor 1254	ND	1800	ug/kg
Aroclor 1260	**16000**	**1800**	**ug/kg**

SURROGATE	PERCENT RECOVERY	RECOVERY LIMITS
Tetrachloro-m-xylene	104 DIL	(10 - 196)
Decachlorobiphenyl	135 DIL	(10 - 199)

NOTE(S):

DIL The concentration is estimated or not reported due to dilution or the presence of interfering analytes.

Results and reporting limits have been adjusted for dry weight.

Tetra Tech NUS, Inc

Client Sample ID: ILSD-23

GC Semivolatiles

Lot-Sample #...:	A9F150107-001	**Work Order #...:**	LEXN61AC	**Matrix.....:**	SO
Date Sampled...:	06/12/09 08:30	**Date Received..:**	06/13/09		
Prep Date.....:	06/17/09	**Analysis Date..:**	06/18/09		
Prep Batch #...:	9168039				
Dilution Factor:	1	**Initial Wgt/Vol:**	5.05 g	**Final Wgt/Vol..:**	20 mL
% Moisture.....:	28	**Method.....:**	SW846 8082		

PARAMETER	RESULT	REPORTING LIMIT	UNITS
Aroclor 1016	ND	280	ug/kg
Aroclor 1221	ND	280	ug/kg
Aroclor 1232	ND	280	ug/kg
Aroclor 1242	ND	280	ug/kg
Aroclor 1248	ND	280	ug/kg
Aroclor 1254	ND	280	ug/kg
Aroclor 1260	**810**	**280**	**ug/kg**

SURROGATE	PERCENT RECOVERY	RECOVERY LIMITS
Tetrachloro-m-xylene	97	(10 - 196)
Decachlorobiphenyl	116	(10 - 199)

NOTE(S):

Results and reporting limits have been adjusted for dry weight.

Tetra Tech NUS, Inc

Client Sample ID: ILSD-24

GC Semivolatiles

Lot-Sample #...:	A9F150107-003	**Work Order #...:**	LEXPD1AC	**Matrix.....:**	SO
Date Sampled...:	06/12/09 09:45	**Date Received..:**	06/13/09		
Prep Date.....:	06/17/09	**Analysis Date..:**	06/18/09		
Prep Batch #...:	9168039				
Dilution Factor:	1	**Initial Wgt/Vol:**	5.19 g	**Final Wgt/Vol..:**	20 mL
% Moisture.....:	20	**Method.....:**	SW846 8082		

PARAMETER	RESULT	REPORTING LIMIT	UNITS
Aroclor 1016	ND	250	ug/kg
Aroclor 1221	ND	250	ug/kg
Aroclor 1232	ND	250	ug/kg
Aroclor 1242	ND	250	ug/kg
Aroclor 1248	ND	250	ug/kg
Aroclor 1254	ND	250	ug/kg
Aroclor 1260	ND	250	ug/kg

SURROGATE	PERCENT RECOVERY	RECOVERY LIMITS
Tetrachloro-m-xylene	96	(10 - 196)
Decachlorobiphenyl	108	(10 - 199)

NOTE(S):

Results and reporting limits have been adjusted for dry weight.

Tetra Tech NUS, Inc

Client Sample ID: ILSD-9

GC Semivolatiles

Lot-Sample #...:	A9F150107-002	**Work Order #...:**	LEXPC1AC	**Matrix.....:**	SO
Date Sampled...:	06/12/09 09:10	**Date Received..:**	06/13/09		
Prep Date.....:	06/17/09	**Analysis Date..:**	06/18/09		
Prep Batch #...:	9168039				
Dilution Factor:	1	**Initial Wgt/Vol:**	5.04 g	**Final Wgt/Vol..:**	20 mL
% Moisture.....:	33	**Method.....:**	SW846 8082		

PARAMETER	RESULT	REPORTING LIMIT	UNITS
Aroclor 1016	ND	300	ug/kg
Aroclor 1221	ND	300	ug/kg
Aroclor 1232	ND	300	ug/kg
Aroclor 1242	ND	300	ug/kg
Aroclor 1248	ND	300	ug/kg
Aroclor 1254	ND	300	ug/kg
Aroclor 1260	**650**	**300**	**ug/kg**

SURROGATE	PERCENT RECOVERY	RECOVERY LIMITS
Tetrachloro-m-xylene	89	(10 - 196)
Decachlorobiphenyl	106	(10 - 199)

NOTE(S):

Results and reporting limits have been adjusted for dry weight.

Tetra Tech NUS, Inc

Client Sample ID: MHSD-2

GC Semivolatiles

Lot-Sample #...:	A9F150107-004	**Work Order #...:**	LEXPN1AN	**Matrix.....:**	SO
Date Sampled...:	06/12/09 10:45	**Date Received..:**	06/13/09		
Prep Date.....:	06/17/09	**Analysis Date..:**	06/18/09		
Prep Batch #...:	9168039				
Dilution Factor:	1	**Initial Wgt/Vol:**	5.06 g	**Final Wgt/Vol..:**	20 mL
% Moisture.....:	81	**Method.....:**	SW846 8082		

PARAMETER	RESULT	REPORTING LIMIT	UNITS
Aroclor 1016	ND	1100	ug/kg
Aroclor 1221	ND	1100	ug/kg
Aroclor 1232	ND	1100	ug/kg
Aroclor 1242	ND	1100	ug/kg
Aroclor 1248	ND	1100	ug/kg
Aroclor 1254	ND	1100	ug/kg
Aroclor 1260	**3100**	**1100**	**ug/kg**

SURROGATE	PERCENT RECOVERY	RECOVERY LIMITS
Tetrachloro-m-xylene	82	(10 - 196)
Decachlorobiphenyl	108	(10 - 199)

NOTE(S):

Results and reporting limits have been adjusted for dry weight.

Tetra Tech NUS, Inc

Client Sample ID: MHSD-2D

GC Semivolatiles

Lot-Sample #...:	A9F150107-009	**Work Order #...:**	LEXQQ1AF	**Matrix.....:**	SO
Date Sampled...:	06/12/09 10:45	**Date Received..:**	06/13/09		
Prep Date.....:	06/17/09	**Analysis Date..:**	06/18/09		
Prep Batch #...:	9168039				
Dilution Factor:	1	**Initial Wgt/Vol:**	5.09 g	**Final Wgt/Vol..:**	20 mL
% Moisture.....:	83	**Method.....:**	SW846 8082		

PARAMETER	RESULT	REPORTING LIMIT	UNITS
Aroclor 1016	ND	1200	ug/kg
Aroclor 1221	ND	1200	ug/kg
Aroclor 1232	ND	1200	ug/kg
Aroclor 1242	ND	1200	ug/kg
Aroclor 1248	ND	1200	ug/kg
Aroclor 1254	ND	1200	ug/kg
Aroclor 1260	**3900**	**1200**	**ug/kg**

SURROGATE	PERCENT RECOVERY	RECOVERY LIMITS
Tetrachloro-m-xylene	88	(10 - 196)
Decachlorobiphenyl	115	(10 - 199)

NOTE(S):

Results and reporting limits have been adjusted for dry weight.

Tetra Tech NUS, Inc

Client Sample ID: MHSD-3

GC Semivolatiles

Lot-Sample #...:	A9F150107-005	**Work Order #...:**	LEXPP1AM	**Matrix.....:**	SO
Date Sampled...:	06/12/09 13:50	**Date Received..:**	06/13/09		
Prep Date.....:	06/17/09	**Analysis Date..:**	06/18/09		
Prep Batch #...:	9168039				
Dilution Factor:	10	**Initial Wgt/Vol:**	5.15 g	**Final Wgt/Vol..:**	20 mL
% Moisture.....:	46	**Method.....:**	SW846 8082		

PARAMETER	RESULT	REPORTING LIMIT	UNITS
Aroclor 1016	ND	3700	ug/kg
Aroclor 1221	ND	3700	ug/kg
Aroclor 1232	ND	3700	ug/kg
Aroclor 1242	ND	3700	ug/kg
Aroclor 1248	ND	3700	ug/kg
Aroclor 1254	ND	3700	ug/kg
Aroclor 1260	**91000**	**3700**	**ug/kg**

SURROGATE	PERCENT RECOVERY	RECOVERY LIMITS
Tetrachloro-m-xylene	101 DIL	(10 - 196)
Decachlorobiphenyl	149 DIL	(10 - 199)

NOTE(S):

DIL The concentration is estimated or not reported due to dilution or the presence of interfering analytes.

Results and reporting limits have been adjusted for dry weight.

PROJ_NO: 02135	NSAMPLE	RB061209		
SDG: 9F15107	LAB_ID	A9F150107007		
FRACTION: PEST/PCB	SAMP_DATE	6/12/2009		
MEDIA: WATER	QC_TYPE	NM		
	UNITS	UG/L		
	PCT_SOLIDS	0.0		
	DUP_OF			
PARAMETER		RESULT	VQL	QLCD
AROCLOR-1016		0.17	U	
AROCLOR-1221		0.13	U	
AROCLOR-1232		0.16	U	
AROCLOR-1242		0.22	U	
AROCLOR-1248		0.1	U	
AROCLOR-1254		0.16	U	
AROCLOR-1260		0.17	U	

Tetra Tech NUS, Inc

Client Sample ID: RB061209

GC Semivolatiles

Lot-Sample #...: A9F150107-007 **Work Order #...:** LEXP81A0 **Matrix.....:** WQ
Date Sampled...: 06/12/09 11:50 **Date Received..:** 06/13/09
Prep Date.....: 06/16/09 **Analysis Date..:** 06/17/09
Prep Batch #...: 9167354
Dilution Factor: 1 **Initial Wgt/Vol:** 1020 mL **Final Wgt/Vol..:** 5 mL
Method.....: SW846 8082

PARAMETER	RESULT	REPORTING LIMIT	UNITS
Aroclor 1016	ND	1.0	ug/L
Aroclor 1221	ND	1.0	ug/L
Aroclor 1232	ND	1.0	ug/L
Aroclor 1242	ND	1.0	ug/L
Aroclor 1248	ND	1.0	ug/L
Aroclor 1254	ND	1.0	ug/L
Aroclor 1260	ND	1.0	ug/L

SURROGATE	PERCENT RECOVERY	RECOVERY LIMITS
Tetrachloro-m-xylene	64	(27 - 130)
Decachlorobiphenyl	43	(10 - 127)

Tetra Tech NUS, Inc

Client Sample ID: ILSD-24

TCLP GC Semivolatiles

Lot-Sample #...:	A9F150107-003	**Work Order #...:**	LEXPD1A8	**Matrix.....:**	SO
Date Sampled...:	06/12/09 09:45	**Date Received..:**	06/13/09		
Leach Date.....:	06/17/09	**Prep Date.....:**	06/18/09	**Analysis Date..:**	06/23/09
Leach Batch #..:	P916805	**Prep Batch #...:**	9169030		
Dilution Factor:	1	**Initial Wgt/Vol:**	100 mL	**Final Wgt/Vol..:**	10 mL
% Moisture.....:	20	**Method.....:**	SW846 8151A		

PARAMETER	RESULT	REPORTING LIMIT	UNITS
2,4-D	ND	0.50	mg/L
2,4,5-TP (Silvex)	ND	0.10	mg/L

SURROGATE	PERCENT RECOVERY	RECOVERY LIMITS
2,4-Dichlorophenylacetic acid	85	(37 - 116)

NOTE(S):

Analysis performed in accordance with USEPA Toxicity Characteristic Leaching Procedure Method 1311

Tetra Tech NUS, Inc

Client Sample ID: MHSD-2

TCLP GC Semivolatiles

Lot-Sample #...:	A9F150107-004	**Work Order #...:**	LEXPN1AK	**Matrix.....:**	SO
Date Sampled...:	06/12/09 10:45	**Date Received..:**	06/13/09		
Leach Date.....:	06/17/09	**Prep Date.....:**	06/18/09	**Analysis Date..:**	06/23/09
Leach Batch #..:	P916805	**Prep Batch #...:**	9169030		
Dilution Factor:	1	**Initial Wgt/Vol:**	100 mL	**Final Wgt/Vol..:**	10 mL
% Moisture.....:	81	**Method.....:**	SW846 8151A		

PARAMETER	RESULT	REPORTING LIMIT	UNITS
2,4-D	ND	0.50	mg/L
2,4,5-TP (Silvex)	ND	0.10	mg/L

SURROGATE	PERCENT RECOVERY	RECOVERY LIMITS
2,4-Dichlorophenylacetic acid	82	(37 - 116)

NOTE(S):

Analysis performed in accordance with USEPA Toxicity Characteristic Leaching Procedure Method 1311

APPENDIX C

SUPPORT DOCUMENTATION

SAMPLE SUMMARY

9F15107 : A9F150107

WO #	SAMPLE#	CLIENT SAMPLE ID	SAMPLED DATE	SAMP TIME
LEXN6	001	ILSD-23	06/12/09	08:30
LEXPC	002	ILSD-9	06/12/09	09:10
LEXPD	003	ILSD-24	06/12/09	09:45
LEXPN	004	MHSD-2	06/12/09	10:45
LEXPP	005	MHSD-3	06/12/09	13:50
LEXP7	006	ILSD-17	06/12/09	14:25
LEXP8	007	RB061209	06/12/09	11:50
LEXQL	008	TB061209	06/12/09	07:30
LEXQQ	009	MHSD-2D	06/12/09	10:45

NOTE(S):

- The analytical results of the samples listed above are presented on the following pages.
- All calculations are performed before rounding to avoid round-off errors in calculated results.
- Results noted as "ND" were not detected at or above the stated limit.
- This report must not be reproduced, except in full, without the written approval of the laboratory.
- Results for the following parameters are never reported on a dry weight basis: color, corrosivity, density, flashpoint, ignitability, layers, odor, paint filter test, pH, porosity pressure, reactivity, redox potential, specific gravity, spot tests, solids, solubility, temperature, viscosity, and weight.

[redacted]

Chain of Custody Record

TAL-4124 (1007)

Temperature on Receipt _____

Drinking Water? Yes ☐ No ☐

TestAmerica

THE LEADER IN ENVIRONMENTAL TESTING

Client: Tetra Tech NUS, Inc.	Project Manager: Dev Murali	Date: 6/12/2009	Chain of Custody Number: 113725
Address: 20251 Century Blvd, Suite 200	Telephone Number (Area Code)/Fax Number: 301 528 5552 301 528 3000	Lab Number:	Page 1 of 1
City: Germantown; State: MD; Zip Code: 20878	Site Contact: F. Kolberg; Lab Contact:		
Project Name and Location (State): Block E Storm Sewer Sediment Sampling - MRC	Carrier/Waybill Number: Fed EX 8655 6128 2835, 8655 6128 2846		
Contract/Purchase Order/Quote No.: 112IC02135, Storm SEWER Sampling			

Analysis (Attach list if more space is needed)

Sample I.D. No. and Description (Containers for each sample may be combined on one line)	Date	Time	Matrix: Air	Aqueous	Sed.	Soil	Containers & Preservatives: Unpres.	H2SO4	HNO3	HCl	NaOH	ZnAc/NaOH	VOC	PAH, PCB, metals, TS	TCLP (Full)	RCRA - Ignitability	Corrosivity	Reactivity	PAH, PCBs	METALS	Special Instructions/ Conditions of Receipt
ILSD-23	6/12/09	830			✓		✓						1	1							
ILSD-9	↓	910			✓		↓							1							ANALYZE for PCB + PAH First. The metals VOCs
ILSD-24	↓	945			✓		↓						1	1	1	1	1	1			TCLP + RCRA in one container
MHSD-2	↓	1045			✓		↓						1	1	1	1	1	1			
MHSD-3	↓	1350			✓		↓						1	1							MS/MSD volumes 1 4 oz + 1 8 oz
ILSD-17	↓	1425			✓		↓						1	1							
RB061209	↓	1150		✓			✓		✓	✓			3						3	1	
TB061209	↓	0730		✓						✓			2								TRIP BLANK
MHSD-2D	↓	1045			✓		✓						1	1							

Possible Hazard Identification: ☐ Non-Hazard ☐ Flammable ☐ Skin Irritant ☐ Poison B ☒ Unknown

Sample Disposal: ☐ Return To Client ☒ Disposal By Lab ☐ Archive For _____ Months (A fee may be assessed if samples are retained longer than 1 month)

Turn Around Time Required: ☐ 24 Hours ☐ 48 Hours ☐ 7 Days ☐ 14 Days ☐ 21 Days ☐ Other see P.O.

QC Requirements (Specify): see purchase order

	Date	Time		Date	Time
1. Relinquished By: FJK	6/12/09	1700	1. Received By: FJK FedEx	6/12/09	1700
2. Relinquished By:			2. Received By: Chris [signature]	6-13-09	9:50
3. Relinquished By:			3. Received By:		

Comments: MS/MSD volumes submitted for MHSD-3

DISTRIBUTION: WHITE - Returned to Client with Report; CANARY - Stays with the Sample; PINK - Field Copy

23

North Canton

TestAmerica Cooler Receipt Form/Narrative **Lot Number:** 490150107
North Canton Facility

Client Tetra Tech Project storm sewer By: (Signature)
Cooler Received on 6-13-09 Opened on 6-13-09
FedEx ☐ UPS ☐ DHL ☐ FAS ☐ Stetson ☐ Client Drop Off ☐ TestAmerica Courier ☐ Other
TestAmerica Cooler # Multiple Coolers ☒ Foam Box ☐ Client Cooler ☐ Other

1. Were custody seals on the outside of the cooler(s)? Yes ☒ No ☐ Intact? Yes ☒ No ☐ NA ☐
   If YES, Quantity 4 Quantity Unsalvageable
   Were custody seals on the outside of cooler(s) signed and dated? Yes ☒ No ☐ NA ☐
   Were custody seals on the bottle(s)? Yes ☐ No ☒
   If YES, are there any exceptions?
2. Shippers' packing slip attached to the cooler(s)? Yes ☒ No ☐
3. Did custody papers accompany the sample(s)? Yes ☒ No ☐ Relinquished by client? Yes ☒ No ☐
4. Were the custody papers signed in the appropriate place? Yes ☒ No ☐
5. Packing material used: Bubble Wrap ☒ Foam ☒ None ☐ Other
6. Cooler temperature upon receipt °C See back of form for multiple coolers/temps ☒
   METHOD: IR ☒ Other ☐
   COOLANT: Wet Ice ☒ Blue Ice ☐ Dry Ice ☐ Water ☐ None ☐
7. Did all bottles arrive in good condition (Unbroken)? Yes ☒ No ☐
8. Could all bottle labels be reconciled with the COC? Yes ☒ No ☐
9. Were sample(s) at the correct pH upon receipt? Yes ☒ No ☐ NA ☐
10. Were correct bottle(s) used for the test(s) indicated? Yes ☒ No ☐
11. Were air bubbles >6 mm in any VOA vials? Yes ☐ No ☒ NA ☐
12. Sufficient quantity received to perform indicated analyses? Yes ☒ No ☐
13. Was a trip blank present in the cooler(s)? Yes ☒ No ☒ Were VOAs on the COC? Yes ☒ No ☐

Contacted PM Date by via Verbal ☐ Voice Mail ☐ Other ☐
Concerning

14. CHAIN OF CUSTODY

The following discrepancies occurred:

15. SAMPLE CONDITION

Sample(s) were received after the recommended holding time had expired.
Sample(s) were received in a broken container.
Sample(s) were received with bubble >6 mm in diameter. (Notify PM)

16. SAMPLE PRESERVATION

Sample(s) were further preserved in Sample Receiving to meet recommended pH level(s). *Nitric Acid Lot# 031909-HNO_3; Sulfuric Acid Lot# 100108-H_2SO_4; Sodium Hydroxide Lot# 073007 -NaOH; Hydrochloric Acid Lot# 092006-HCl; Sodium Hydroxide and Zinc Acetate Lot# 050205-$(CH_3COO)_2ZN$/NaOH.* What time was preservative added to sample(s)?

Client ID	pH	Date	Initials
RB 061209	<2	CSL	6-13-09

TestAmerica Cooler Receipt Form/Narrative
North Canton Facility

Client ID	pH	Date	Initials

Cooler #	Temp. °C	Method	Coolant
L7	2.7	IR	Ice
Client	1.6	IR	Ice

Discrepancies Cont'd:

CASE NARRATIVE

9F15107

The following report contains the analytical results for seven solid samples, one water sample and one quality control sample submitted to TestAmerica North Canton by TetraTech NUS, Inc. from the Block E Storm Sewer Sediment Site, project number 112IC02135. The samples were received June 13, 2009, according to documented sample acceptance procedures.

TestAmerica utilizes USEPA approved methods in all analytical work. The samples presented in this report were analyzed for the parameter(s) listed on the analytical methods summary page in accordance with the method(s) indicated. Preliminary results were provided to Dev Murali, Tobrena Skeen, and Tony Apanavage on June 26, 2009. A summary of QC data for these analyses is included at the back of the report.

TestAmerica North Canton attests to the validity of the laboratory data generated by TestAmerica facilities reported herein. All analyses performed by TestAmerica facilities were done using established laboratory SOPs that incorporate QA/QC procedures described in the applicable methods. TestAmerica's operations groups have reviewed the data for compliance with the laboratory QA/QC plan, and data have been found to be compliant with laboratory protocols unless otherwise noted below.

All solid sample results are reported on an "as received" basis unless otherwise indicated by a dry weight adjustment footnote at the bottom of the analytical report page. The list of parameters which are never reported on a dry weight basis is included on the Sample Summary.

The test results in this report meet all NELAP requirements for parameters for which accreditation is required or available. Any exceptions to NELAP requirements are noted in this report. Pursuant to NELAP, this report may not be reproduced, except in full, without the written approval of the laboratory.

Please refer to the Quality Control Elements Narrative following this case narrative for additional quality control information.

If you have any questions, please call the Project Manager, Patrick J. O'Meara, at 330-497-9396.

This report is sequentially paginated. The final page of the report is labeled as "END OF REPORT."

SUPPLEMENTAL QC INFORMATION

SAMPLE RECEIVING

The temperatures of the coolers upon sample receipt were 2.7 and 1.6°C.

CASE NARRATIVE (continued)

GC/MS VOLATILES

The sample(s) that contained concentrations of target analyte(s) at a reportable level in the associated Method Blank(s) were flagged with "B". All target analytes in the Method Blank must be below the reporting limit (RL) or the associated sample(s) must be ND with the exception of common laboratory contaminants.

The sample(s) that contain results between the MDL and the RL were flagged with "J". There is a possibility of false positive or mis-identification at these quantitation levels. In analytical methods requiring confirmation of the analyte reported, confirmation was performed only down to the standard reporting limit (SRL). The acceptance criteria for QC samples may not be met at these quantitation levels.

The matrix spike/matrix spike duplicate(s) for MHSD-3 had RPD's outside acceptance limits. However, since the associated method blank(s) and laboratory control sample(s) were in control, no corrective action was necessary.

2-Chloroethyl vinyl ether cannot be reliably recovered in an acid preserved sample.

GC/MS SEMIVOLATILES

The sample(s) that contain results between the MDL and the RL were flagged with "J". There is a possibility of false positive or mis-identification at these quantitation levels. In analytical methods requiring confirmation of the analyte reported, confirmation was performed only down to the standard reporting limit (SRL). The acceptance criteria for QC samples may not be met at these quantitation levels.

The matrix spike/matrix spike duplicate(s) for MHSD-3 had RPD's outside acceptance limits. However, since the associated method blank(s) and laboratory control sample(s) were in control, no corrective action was necessary.

The LCSD in batch 9169036 went dry during the liquid/liquid extraction; sample(s) ILSD-24 and MHSD-2 were sent for analysis with a Blank and LCS only.

Sample(s) ILSD-24 had elevated reporting limits due to matrix interference.

PESTICIDES-8081

The LCS and/or LCSD for batch(es) 9169034 had recoveries high outside acceptance criteria; since the sample(s) were non-detect, no corrective action was necessary.

The opening CCV passed average but failed Methoxychlor for sample(s) ILSD-24 and MHSD-2; since the sample(s) were non-detect (or J flag values), no corrective action was necessary.

PESTICIDES-8081 (continued)

The closing CCV passed average but failed Heptachlor epoxide, and Methoxychlor for sample(s) ILSD-24 and MHSD-2; since the sample(s) were non-detect (or J flag values), no corrective action was necessary.

The closing Technical chlordane, and Toxaphene CCV failed for sample(s) ILSD-24 and MHSD-2; since the sample(s) were non-detect (or J flag values), no corrective action was necessary.

POLYCHLORINATED BIPHENYLS-8082

The matrix spike/matrix spike duplicate(s) for MHSD-3 had RPD's outside acceptance limits. However, since the associated method blank(s) and laboratory control sample(s) were in control, no corrective action was necessary.

HERBICIDES-8151

The analytical results met the requirements of the laboratory's QA/QC program.

METALS

The sample(s) that contain results between the MDL and the RL were flagged with "B". There is the possibility of false positive or mis-identification at these quantitation levels. The acceptance criteria for the ICB, CCB, and Method Blank are +/- the standard reporting limit (SRL).

The sample(s) that contained concentrations of target analyte(s) at a reportable level in the associated Method Blank(s) were flagged with "J". Refer to the sample report pages for the affected analyte(s).

Matrix spike recovery and relative percent difference (RPD) data were not calculated for some analytes for MHSD-3 due to the sample concentration reading greater than four times the spike amount. See the Matrix Spike Report for the affected analytes which will be flagged with "NC, MSB".

Matrix spike recovery and relative percent difference (RPD) data were not calculated for some analytes for batch(es) 9167027 and 9167016 due to the sample concentration reading greater than four times the spike amount. See the Matrix Spike Report for the affected analytes which will be flagged with "NC, MSB".

The matrix spike/matrix spike duplicate(s) for MHSD-3 had recoveries outside acceptance limits. However, since the associated method blank(s) and laboratory control sample(s) were in control, no corrective action was necessary.

CASE NARRATIVE (continued)

METALS (continued)

The matrix spike/matrix spike duplicate(s) for batch(es) 9167027 had recoveries outside acceptance limits. However, since the associated method blank(s) and laboratory control sample(s) were in control, no corrective action was necessary.

Some reporting limits are lower than our standard reporting limit (SRL) but are supported by the laboratory's MDL and/or IDLs; however, there are no standards in the calibration curve low enough to support these values(s). The continuing calibration blanks and method blanks may not support the lower RL.

No ICP Trace Form IX was provided for batch(es) 9169025. The serial dilution was performed on a different sample from the same QC batch(es).

No ICP MS Form IX was provided for batch(es) 9167016. The serial dilution was performed on a different sample from the same QC batch(es).

GENERAL CHEMISTRY

The sample(s) that contain results between the MDL and the RL were flagged with "B". There is the possibility of false positive or mis-identification at these quantitation levels. The acceptance criteria for the ICB, CCB, and Method Blank are +/- the standard reporting limit (SRL).

QUALITY CONTROL ELEMENTS NARRATIVE

TestAmerica conducts a quality assurance/quality control (QA/QC) program designed to provide scientifically valid and legally defensible data. Toward this end, several types of quality control indicators are incorporated into the QA/QC program, which is described in detail in QA Policy, QA-003. These indicators are introduced into the sample testing process to provide a mechanism for the assessment of the analytical data. Program or agency specific requirements take precedence over the requirements listed in this narrative.

QC BATCH

Environmental samples are taken through the testing process in groups called QUALITY CONTROL BATCHES (QC batches). A QC batch contains up to twenty environmental samples of a similar matrix (water, soil) that are processed using the same reagents and standards. TestAmerica North Canton requires that each environmental sample be associated with a QC batch.

Several quality control samples are included in each QC batch and are processed identically to the twenty environmental samples.

For SW846/RCRA methods, QC samples include a METHOD BLANK (MB), a LABORATORY CONTROL SAMPLE (LCS) and, where appropriate, a MATRIX SPIKE/MATRIX SPIKE DUPLICATE (MS/MSD) pair or a MATRIX SPIKE/SAMPLE DUPLICATE (MS/DU) pair. If there is insufficient sample to perform an MS/MSD or an MS/DU, then a LABORATORY CONTROL SAMPLE DUPLICATE (LCSD) is included in the QC batch.

For 600 series/CWA methods, QC samples include a METHOD BLANK (MB), a LABORATORY CONTROL SAMPLE (LCS) and, where appropriate, a MATRIX SPIKE (MS). An MS is prepared and analyzed at a 10% frequency for GC Methods and at a 5% frequency for GC/MS methods.

LABORATORY CONTROL SAMPLE

The Laboratory Control Sample is a QC sample that is created by adding known concentrations of a full or partial set of target analytes to a matrix similar to that of the environmental samples in the QC batch. Multi peak responders may not be included in the target spike list due to co-elution. The LCS analyte recovery results are used to monitor the analytical process and provide evidence that the laboratory is performing the method within acceptable guidelines. All control analytes indicated by a bold type in the LCS must meet acceptance criteria. Failure to meet the established recovery guidelines requires the repreparation and reanalysis of all samples in the QC batch. Comparison of only the failed parameters from the first batch are evaluated. The only exception to the rework requirement is that if the LCS recoveries are biased high and the associated sample is ND (non-detected) for the parameter(s) of interest, the batch is acceptable.

At times, a Laboratory Control Sample Duplicate (LCSD) is also included in the QC batch. An LCSD is a QC sample that is created and handled identically to the LCS. Analyte recovery data from the LCSD is assessed in the same way as that of the LCS. The LCSD recoveries, together with the LCS recoveries, are used to determine the reproducibility (precision) of the analytical system. Precision data are expressed as relative percent differences (RPDs). If the RPD fails for an LCS/LCSD and yet the recoveries are within acceptance criteria, the batch is still acceptable.

METHOD BLANK

The Method Blank is a QC sample consisting of all the reagents used in analyzing the environmental samples contained in the QC batch. Method Blank results are used to determine if interference or contamination in the analytical system could lead to the reporting of false positive data or elevated analyte concentrations. All target analytes must be below the reporting limits (RL) or the associated sample(s) must be ND except under the following circumstances:

- Common organic contaminants may be present at concentrations up to 5 times the reporting limits. Common metals contaminants may be present at concentrations up to 2 times the reporting limit, or the reported blank concentration must be twenty fold less than the concentration reported in the associated environmental samples. (See common laboratory contaminants listed in the table.)

Volatile (GC or GC/MS)	Semivolatile (GC/MS)	Metals ICP-MS	Metals ICP Trace
Methylene Chloride, Acetone, 2-Butanone	Phthalate Esters	Copper, Iron, Zinc, Lead, Calcium, Magnesium, Potassium, Sodium, Barium, Chromium, Manganese	Copper, Iron, Zinc, Lead

- Organic blanks will be accepted if compounds detected in the blank are present in the associated samples at levels 10 times the blank level. Inorganic blanks will be accepted if elements detected in the blank are present in the associated samples at 20 times the blank level.

- Blanks will be accepted if the compounds/elements detected are not present in any of the associated environmental samples.

Failure to meet these Method Blank criteria requires the repreparation and reanalysis of all samples in the QC batch.

MATRIX SPIKE/MATRIX SPIKE DUPLICATE

A Matrix Spike and a Matrix Spike Duplicate are a pair of environmental samples to which known concentrations of a full or partial set of target analytes are added. The MS/MSD results are determined in the same manner as the results of the environmental sample used to prepare the MS/MSD. The analyte recoveries and the relative percent differences (RPDs) of the recoveries are calculated and used to evaluate the effect of the sample matrix on the analytical results. Due to the potential variability of the matrix of each sample, the MS/MSD results may not have an immediate bearing on any samples except the one spiked; therefore, the associated batch MS/MSD may not reflect the same compounds as the samples contained in the analytical report. When these MS/MSD results fail to meet acceptance criteria, the data is evaluated. If the LCS is within acceptance criteria, the batch is considered acceptable.

For certain methods, a Matrix Spike/Sample Duplicate (MS/DU) may be included in the QC batch in place of the MS/MSD. For the parameters (i.e. pH, ignitability) where it is not possible to prepare a spiked sample, a Sample Duplicate may be included in the QC batch. However, a Sample Duplicate is less likely to provide usable precision statistics depending on the likelihood of finding concentrations below the standard reporting limit. When the Sample Duplicate result fails to meet acceptance criteria, the data is evaluated.

For certain methods (600 series methods/CWA), a Matrix Spike is required in place of a Matrix Spike/Matrix Spike Duplicate (MS/MSD) or Matrix Spike/Sample Duplicate (MS/DU).

The acceptance criteria do not apply to samples that are diluted.

SURROGATE COMPOUNDS

In addition to these batch-related QC indicators, each organic environmental and QC sample is spiked with surrogate compounds. Surrogates are organic chemicals that behave similarly to the analytes of interest and that are rarely present in the environment. Surrogate recoveries are used to monitor the individual performance of a sample in the analytical system.

If surrogate recoveries are biased high in the LCS, LCSD, or the Method Blank, and the associated sample(s) are ND, the batch is acceptable. Otherwise, if the LCS, LCSD, or Method Blank surrogate(s) fail to meet recovery criteria, the entire sample batch is reprepared and reanalyzed. If the surrogate recoveries are outside criteria for environmental samples, the samples will be reprepared and reanalyzed unless there is objective evidence of matrix interference or if the sample dilution is greater than the threshold outlined in the associated method SOP.

The acceptance criteria do not apply to samples that are diluted. All other surrogate recoveries will be reported.

For the GC/MS BNA methods, the surrogate criterion is that two of the three surrogates for each fraction must meet acceptance criteria. The third surrogate must have a recovery of ten percent or greater.

For the Pesticide and PCB methods, the surrogate criterion is that one of two surrogate compounds must meet acceptance criteria. The second surrogate must have a recovery of 10% or greater.

TestAmerica Certifications and Approvals:

The laboratory is certified for the analytes listed on the documents below. These are available upon request.
California (#01144CA), Connecticut (#PH-0590), Florida (#E87225),
Illinois (#200004), Kansas (#E10336), Minnesota (#39-999-348), New Jersey (#OH001), New York (#10975), Nevada (#OH-000482008A), OhioVAP (#CL0024), Pennsylvania (#008), West Virginia (#210), Wisconsin (#999518190),NAVY, ARMY, USDA Soil Permit

Lockheed Martin SDG-9F15107

VOC Cis-1,2-dichloroethylene ILSD-24

$$\frac{4514}{1534138} \times \frac{250}{0.23523} = 3.167/5 = .633/80\%S = \boxed{.79 \text{ ug/kg}}$$

PAH ILSD-23 Naphthalene

$$\frac{41722}{1354323} \times \frac{2}{.96865} = .0636 \times 2 \times \left(\frac{2000}{.5 \times 30.02}\right) = \frac{16.95 \text{ ug/kg}}{.72\%} = \boxed{23.54 \text{ ug/kg}}$$

Pest LCS Methoxychlor

$$\frac{6190450}{126843401} = \frac{.048 \times 5 \times 3}{250} = \boxed{.0029 \text{ mg/L}}$$

PCB ILSD-23 Aroclor 1260

$$\left.\begin{matrix} 0.12803 \\ 0.13767 \\ 0.18099 \\ 0.13583 \\ 0.15928 \end{matrix}\right\} \left(\frac{20000}{5.05}\right) = \left.\begin{matrix} 507.0 \\ 545.2 \\ 716.8 \\ 537.9 \\ 630.8 \end{matrix}\right| 5 = 587.54/.72 = \boxed{816.02 \text{ ug/kg}}$$

Herb LCS 2,4-D

$$\frac{1524928}{9459154} = .1612 \times \left(\frac{10}{100}\right) = \boxed{.016 \text{ mg/L}}$$

LOCKHEED MIDDLE RIVER
SEDIMENT DATA
9F15107

FRACTION	CHEMICAL	MHSD-2	UNITS	MHSD-2D	RPD	D
PAH	ANTHRACENE	55	UG/KG	59	7.02	4.00
PAH	BENZO(A)ANTHRACENE	220	UG/KG	260	16.67	40.00
PAH	BENZO(A)PYRENE	370	UG/KG	390	5.26	20.00
PAH	BENZO(B)FLUORANTHENE	850	UG/KG	850	0.00	0.00
PAH	BENZO(G,H,I)PERYLENE	420	UG/KG	340	21.05	80.00
PAH	BENZO(K)FLUORANTHENE	280	UG/KG	260	7.41	20.00
PAH	CHRYSENE	690	UG/KG	450	42.11	240.00
PAH	DIBENZO(A,H)ANTHRACENE	190	UG/KG	190	0.00	0.00
PAH	FLUORANTHENE	340	UG/KG	280	19.35	60.00
PAH	INDENO(1,2,3-CD)PYRENE	350	UG/KG	320	8.96	30.00
PAH	PHENANTHRENE	42	UG/KG	65	42.99	23.00
PAH	PYRENE	410	UG/KG	400	2.47	10.00

Current RPD Quality Control Limit: 55 %.
Shaded cells indicate RPDs that exceed the applicable quality control limit.

LOCKHEED MIDDLE RIVER
SEDIMENT DATA
9F15107

FRACTION	CHEMICAL	MHSD-2	UNITS	MHSD-2D	RPD	D
PEST/PCB	AROCLOR-1260	3100	UG/KG	3900	22.86	800.00

Current RPD Quality Control Limit: 55 %.
Shaded cells indicate RPDs that exceed the applicable quality control limit.

LOCKHEED MIDDLE RIVER
SEDIMENT DATA
9F15107

FRACTION	CHEMICAL	MHSD-2	UNITS	MHSD-2D	RPD	D	
OV	1,2,3-TRICHLOROBENZENE	18 BJ	UG/KG	20 J	10.53	2.00	
OV	1,2,4-TRICHLOROBENZENE	33	UG/KG	72 J	74.29	39.00	Qual
OV	1,3-DICHLOROBENZENE	3.4 J	UG/KG	24 J	150.36	20.60	NoQual
OV	1,4-DICHLOROBENZENE	14 J	UG/KG	51 J	113.85	37.00	Qual
OV	2-BUTANONE	30 J	UG/KG	31 J	3.28	1.00	
OV	ACETONE	110	UG/KG	110 J	0.00	0.00	
OV	NAPHTHALENE	ND	UG/KG	3.3 J	200.00	3.30	NoQual

Current RPD Quality Control Limit: 55 %.
Shaded cells indicate RPDs that exceed the applicable quality control limit.

SORT	UNITS	NSAMPLE	LAB_ID	QC_TYPE	SAMP_DATE	EXTR_DATE	ANAL_DATE	SMP_EXTR	EXTR_ANL	SMP_ANL
M	MG/KG	ILSD-24	A9F150107003	NM	6/12/2009	6/16/2009	6/22/2009	4.010	6.313	10.32
CORR	NO UN	MHSD-2	A9F150107004	NM	6/12/2009	6/13/2009	6/13/2009	0.552	0	0.552
CORR	NO UN	ILSD-24	A9F150107003	NM	6/12/2009	6/13/2009	6/13/2009	0.594	0	0.594
FP	DEG F	MHSD-2	A9F150107004	NM	6/12/2009	6/24/2009	6/24/2009	11.55	0	11.55
FP	DEG F	ILSD-24	A9F150107003	NM	6/12/2009	6/24/2009	6/24/2009	11.59	0	11.59
RCN	MG/KG	MHSD-2	A9F150107004	NM	6/12/2009	6/24/2009	6/24/2009	11.55	0	11.55
RCN	MG/KG	ILSD-24	A9F150107003	NM	6/12/2009	6/18/2009	6/18/2009	5.594	0	5.594
RSUL	MG/KG	ILSD-24	A9F150107003	NM	6/12/2009	6/18/2009	6/18/2009	5.594	0	5.594
RSUL	MG/KG	MHSD-2	A9F150107004	NM	6/12/2009	6/18/2009	6/18/2009	5.552	0	5.552
OV	MG/L	ILSD-24	A9F150107003	NM	6/12/2009	6/23/2009	6/23/2009	10.59	0.051	10.65
OV	MG/L	MHSD-2	A9F150107004	NM	6/12/2009	6/23/2009	6/23/2009	10.55	0.067	10.62
OV	UG/KG	MHSD-2	A9F150107004	NM	6/12/2009	6/23/2009	6/23/2009	10.55	0.067	10.62
OV	UG/KG	ILSD-17	A9F150107006	NM	6/12/2009	6/23/2009	6/23/2009	10.4	0.892	11.29
OV	UG/KG	ILSD-23	A9F150107001	NM	6/12/2009	6/23/2009	6/23/2009	10.65	0.037	10.68
OV	UG/KG	ILSD-24	A9F150107003	NM	6/12/2009	6/23/2009	6/23/2009	10.59	0.051	10.65
OV	UG/KG	MHSD-3	A9F150107005	NM	6/12/2009	6/23/2009	6/23/2009	10.42	0.082	10.51
OV	UG/KG	MHSD-2D	A9F150107009	NM	6/12/2009	6/23/2009	6/23/2009	10.55	0.126	10.68
OV	UG/L	TB061209	A9F150107008	TB	6/12/2009	6/25/2009	6/25/2009	12.69	0.659	13.35

SORT	UNITS	NSAMPLE	LAB_ID	QC_TYPE	SAMP_DATE	EXTR_DATE	ANAL_DATE	SMP_EXTR	EXTR_ANL	SMP_ANL
SIM	MG/L	MHSD-2	A9F150107004	NM	6/12/2009	6/15/2009	6/24/2009	2.552	9.623	12.18
SIM	UG/KG	ILSD-24	A9F150107003	NM	6/12/2009	6/15/2009	6/24/2009	2.594	9.708	12.30
SIM	UG/KG	MHSD-3	A9F150107005	NM	6/12/2009	6/15/2009	6/24/2009	2.424	9.635	12.06
SIM	UG/KG	MHSD-2D	A9F150107009	NM	6/12/2009	6/15/2009	6/24/2009	2.552	9.672	12.22
SIM	UG/KG	ILSD-9	A9F150107002	NM	6/12/2009	6/15/2009	6/24/2009	2.618	9.683	12.30
SIM	UG/KG	ILSD-23	A9F150107001	NM	6/12/2009	6/15/2009	6/24/2009	2.646	9.696	12.34
SIM	UG/KG	ILSD-17	A9F150107006	NM	6/12/2009	6/15/2009	6/24/2009	2.399	9.720	12.12
SIM	UG/KG	MHSD-2	A9F150107004	NM	6/12/2009	6/15/2009	6/24/2009	2.552	9.623	12.18
PCB	UG/KG	MHSD-2D	A9F150107009	NM	6/12/2009	6/17/2009	6/18/2009	4.552	1.473	6.025
PCB	UG/KG	MHSD-2	A9F150107004	NM	6/12/2009	6/17/2009	6/18/2009	4.552	1.410	5.963
PCB	UG/KG	ILSD-9	A9F150107002	NM	6/12/2009	6/17/2009	6/18/2009	4.618	1.389	6.007
PCB	UG/KG	ILSD-24	A9F150107003	NM	6/12/2009	6/17/2009	6/18/2009	4.594	1.400	5.994
PCB	UG/KG	ILSD-17	A9F150107006	NM	6/12/2009	6/17/2009	6/18/2009	4.399	1.547	5.947
PCB	UG/KG	ILSD-23	A9F150107001	NM	6/12/2009	6/17/2009	6/18/2009	4.646	1.378	6.024
PCB	UG/KG	MHSD-3	A9F150107005	NM	6/12/2009	6/17/2009	6/18/2009	4.424	1.515	5.939
TCLPH	MG/L	ILSD-24	A9F150107003	NM	6/12/2009	6/18/2009	6/23/2009	5.594	5.569	11.16
TCLPH	MG/L	MHSD-2	A9F150107004	NM	6/12/2009	6/18/2009	6/23/2009	5.552	5.584	11.14
TCLPM	MG/L	ILSD-24	A9F150107003	NM	6/12/2009	6/18/2009	6/19/2009	6.010	1.105	7.115

SORT	UNITS	NSAMPLE	LAB_ID	QC_TYPE	SAMP_DATE	EXTR_DATE	ANAL_DATE	SMP_EXTR	EXTR_ANL	SMP_ANL
TCLPM	MG/L	ILSD-24	A9F150107003	NM	6/12/2009	6/18/2009	6/19/2009	6.010	1.256	7.267
TCLPM	MG/L	MHSD-2	A9F150107004	NM	6/12/2009	6/18/2009	6/19/2009	5.969	1.107	7.076
TCLPM	MG/L	MHSD-2	A9F150107004	NM	6/12/2009	6/18/2009	6/19/2009	5.969	1.26	7.228
TCLPP	UG/L	ILSD-24	A9F150107003	NM	6/12/2009	6/18/2009	6/19/2009	5.594	1.800	7.394
TCLPP	UG/L	MHSD-2	A9F150107004	NM	6/12/2009	6/18/2009	6/19/2009	5.552	1.815	7.367
TCLPS	MG/L	ILSD-24	A9F150107003	NM	6/12/2009	6/18/2009	6/21/2009	6.104	3.199	9.303

SW846 8260B METHOD BLANK SUMMARY

BLANK WORKORDER NO.: LFHDR1AA

Lab Name: TestAmerica Laboratories, Inc.

Lab Code: TALCAN

SDG Number:9F15107

Lab File ID: UX88002.D

Lot Number: A9F150107

Date Analyzed: 06/22/09

Time Analyzed: 21:54

Matrix: SOLID

Date Extracted:06/22/09

GC Column: DB 624 ID: .18

Extraction Method: 5030B

Instrument ID: UX8

Level:(low/med) LOW

THIS METHOD BLANK APPLIES TO THE FOLLOWING SAMPLES, LCS, LCSD, MS , MSD:

	CLIENT ID.	SAMPLE WORK ORDER #	LAB FILE ID	DATE ANALYZED	TIME ANALYZED
01	ILSD-23	LEXN61AE	UX88010.D	06/23/09	00:53
02	ILSD-24	LEXPD1AE	UX88011.D	06/23/09	01:14
03	MHSD-2	LEXPN1AQ	UX88012.D	06/23/09	01:36
04	MHSD-3	LEXPP1AU	UX88013.D	06/23/09	01:58
05	MHSD-3	LEXPP1AV S	UX88014.D	06/23/09	02:19
06	MHSD-3	LEXPP1AW D	UX88015.D	06/23/09	02:41
07	MHSD-2D	LEXQQ1AH	UX88016.D	06/23/09	03:02
08	CHECK SAMPLE	LFHDR1AC C	UX88000.D	06/22/09	21:11
09	DUPLICATE CHECK	LFHDR1AD L	UX88001.D	06/22/09	21:33
10					
11					
12					
13					
14					
15					
16					
17					
18					
19					
20					
21					
22					
23					
24					
25					
26					
27					
28					
29					
30					

COMMENTS:

METHOD BLANK REPORT

GC/MS Volatiles

Client Lot #...: 9F15107 **Work Order #...:** LFHDR1AA **Matrix.....:** SOLID
MB Lot-Sample #: A9F230000-609

Prep Date.....: 06/22/09 **Final Wgt/Vol..:** 5 mL
Analysis Date..: 06/22/09 **Prep Batch #...:** 9174609
Dilution Factor: 1 **Initial Wgt/Vol:** 5 g

PARAMETER	RESULT	REPORTING LIMIT	UNITS	METHOD
Bromobenzene	ND	5.0	ug/kg	SW846 8260B
Bromochloromethane	ND	5.0	ug/kg	SW846 8260B
n-Butylbenzene	ND	5.0	ug/kg	SW846 8260B
sec-Butylbenzene	ND	5.0	ug/kg	SW846 8260B
tert-Butylbenzene	ND	5.0	ug/kg	SW846 8260B
1,2-Dibromo-3-chloro-propane	ND	10	ug/kg	SW846 8260B
2-Chloroethyl vinyl ether	ND	10	ug/kg	SW846 8260B
2-Chlorotoluene	ND	5.0	ug/kg	SW846 8260B
4-Chlorotoluene	ND	5.0	ug/kg	SW846 8260B
1,2-Dibromoethane	ND	5.0	ug/kg	SW846 8260B
Dibromomethane	ND	5.0	ug/kg	SW846 8260B
1,2-Dichlorobenzene	ND	5.0	ug/kg	SW846 8260B
1,3-Dichlorobenzene	ND	5.0	ug/kg	SW846 8260B
1,4-Dichlorobenzene	ND	5.0	ug/kg	SW846 8260B
Dichlorodifluoromethane	ND	5.0	ug/kg	SW846 8260B
cis-1,2-Dichloroethylene	ND	5.0	ug/kg	SW846 8260B
trans-1,2-Dichloroethylen	ND	5.0	ug/kg	SW846 8260B
1,3-Dichloropropane	ND	5.0	ug/kg	SW846 8260B
2,2-Dichloropropane	ND	5.0	ug/kg	SW846 8260B
1,1-Dichloropropene	ND	5.0	ug/kg	SW846 8260B
Trichlorofluoromethane	ND	5.0	ug/kg	SW846 8260B
Hexachlorobutadiene	ND	5.0	ug/kg	SW846 8260B
Isopropylbenzene	ND	5.0	ug/kg	SW846 8260B
p-Isopropyltoluene	ND	5.0	ug/kg	SW846 8260B
tert-Butyl alcohol	ND	100	ug/kg	SW846 8260B
Naphthalene	**0.57 J**	**5.0**	**ug/kg**	**SW846 8260B**
n-Propylbenzene	ND	5.0	ug/kg	SW846 8260B
1,1,1,2-Tetrachloroethane	ND	5.0	ug/kg	SW846 8260B
1,2,3-Trichlorobenzene	**0.42 J**	**5.0**	**ug/kg**	**SW846 8260B**
1,2,4-Trichloro-benzene	ND	5.0	ug/kg	SW846 8260B
1,2,3-Trichloropropane	ND	5.0	ug/kg	SW846 8260B
1,1,2-Trichloro-1,2,2-trifluoroethane	ND	5.0	ug/kg	SW846 8260B
1,2,4-Trimethylbenzene	ND	5.0	ug/kg	SW846 8260B
Vinyl acetate	ND	10	ug/kg	SW846 8260B
o-Xylene	ND	5.0	ug/kg	SW846 8260B
Methyl tert-butyl ether	ND	10	ug/kg	SW846 8260B
m-Xylene & p-Xylene	ND	10	ug/kg	SW846 8260B
1,2,3-Trimethylbenzene	ND	5.0	ug/kg	SW846 8260B

(Continued on next page)

METHOD BLANK REPORT

GC/MS Volatiles

Client Lot #...: 9F15107 **Work Order #...:** LFHDR1AA **Matrix.....:** SOLID

PARAMETER	RESULT	REPORTING LIMIT	UNITS	METHOD
Diisopropyl Ether (DIPE)	ND	10	ug/kg	SW846 8260B
Ethyl-t-Butyl Ether (ETBE	ND	5.0	ug/kg	SW846 8260B
Tert-amyl methyl ether (T	ND	5.0	ug/kg	SW846 8260B
Chloromethane	ND	5.0	ug/kg	SW846 8260B
Bromomethane	ND	5.0	ug/kg	SW846 8260B
Vinyl chloride	ND	5.0	ug/kg	SW846 8260B
Chloroethane	ND	5.0	ug/kg	SW846 8260B
Methylene chloride	ND	5.0	ug/kg	SW846 8260B
Acetone	ND	10	ug/kg	SW846 8260B
Carbon disulfide	ND	5.0	ug/kg	SW846 8260B
1,1-Dichloroethene	ND	5.0	ug/kg	SW846 8260B
1,1-Dichloroethane	ND	5.0	ug/kg	SW846 8260B
Chloroform	ND	5.0	ug/kg	SW846 8260B
1,2-Dichloroethane	ND	5.0	ug/kg	SW846 8260B
2-Butanone	ND	10	ug/kg	SW846 8260B
1,1,1-Trichloroethane	ND	5.0	ug/kg	SW846 8260B
Carbon tetrachloride	ND	5.0	ug/kg	SW846 8260B
Bromodichloromethane	ND	5.0	ug/kg	SW846 8260B
1,2-Dichloropropane	ND	5.0	ug/kg	SW846 8260B
cis-1,3-Dichloropropene	ND	5.0	ug/kg	SW846 8260B
Trichloroethene	ND	5.0	ug/kg	SW846 8260B
Dibromochloromethane	ND	5.0	ug/kg	SW846 8260B
Benzene	ND	5.0	ug/kg	SW846 8260B
trans-1,3-Dichloropropene	ND	5.0	ug/kg	SW846 8260B
Bromoform	ND	5.0	ug/kg	SW846 8260B
4-Methyl-2-pentanone	ND	10	ug/kg	SW846 8260B
2-Hexanone	ND	10	ug/kg	SW846 8260B
Tetrachloroethene	ND	5.0	ug/kg	SW846 8260B
1,1,2,2-Tetrachloroethane	ND	5.0	ug/kg	SW846 8260B
Toluene	ND	5.0	ug/kg	SW846 8260B
Chlorobenzene	ND	5.0	ug/kg	SW846 8260B
Ethylbenzene	ND	5.0	ug/kg	SW846 8260B
Styrene	ND	5.0	ug/kg	SW846 8260B
Xylenes (total)	ND	10	ug/kg	SW846 8260B

SURROGATE	PERCENT RECOVERY	RECOVERY LIMITS
Dibromofluoromethane	87	(59 - 138)
1,2-Dichloroethane-d4	73	(61 - 130)
Toluene-d8	95	(60 - 143)
4-Bromofluorobenzene	82	(47 - 158)

NOTE(S):

Calculations are performed before rounding to avoid round-off errors in calculated results.

J Estimated result. Result is less than RL.

Tetra Tech NUS, Inc

Method Blank Report

GC/MS Volatiles

Lot-Sample #: A9F230000-609 B **Work Order #:** LFHDR1AA **Matrix:** SOLID

MASS SPECTROMETER/DATA SYSTEM (MSDS) TENTATIVELY IDENTIFIED COMPOUNDS

PARAMETER	CAS #	ESTIMATED RESULT	RETENTION TIME	UNITS
None				ug/kg

LABORATORY CONTROL SAMPLE EVALUATION REPORT

GC/MS Volatiles

Client Lot #...: 9F15107 Work Order #...: LFHDR1AC-LCS Matrix.....: SOLID
LCS Lot-Sample#: A9F230000-609 LFHDR1AD-LCSD
Prep Date.....: 06/22/09 Analysis Date..: 06/22/09
Prep Batch #...: 9174609
Dilution Factor: 1 Final Wgt/Vol..: 5 mL
Initial Wgt/Vol: 5 g

PARAMETER	PERCENT RECOVERY	RECOVERY LIMITS	RPD	RPD LIMITS	METHOD
1,1-Dichloroethene	81	(55 - 142)			SW846 8260B
	88	(55 - 142)	8.8	(0-27)	SW846 8260B
Trichloroethene	84	(70 - 131)			SW846 8260B
	86	(70 - 131)	1.7	(0-23)	SW846 8260B
Benzene	79	(75 - 129)			SW846 8260B
	83	(75 - 129)	5.1	(0-20)	SW846 8260B
Toluene	82	(71 - 130)			SW846 8260B
	82	(71 - 130)	0.52	(0-24)	SW846 8260B
Chlorobenzene	81	(75 - 127)			SW846 8260B
	78	(75 - 127)	3.3	(0-22)	SW846 8260B

SURROGATE	PERCENT RECOVERY	RECOVERY LIMITS
Dibromofluoromethane	84	(59 - 138)
	86	(59 - 138)
1,2-Dichloroethane-d4	69	(61 - 130)
	70	(61 - 130)
Toluene-d8	94	(60 - 143)
	95	(60 - 143)
4-Bromofluorobenzene	81	(47 - 158)
	82	(47 - 158)

NOTE(S):

Calculations are performed before rounding to avoid round-off errors in calculated results.

Bold print denotes control parameters

LABORATORY CONTROL SAMPLE DATA REPORT

GC/MS Volatiles

Client Lot #...: 9F15107 **Work Order #...:** LFHDR1AC-LCS **Matrix.....:** SOLID
LCS Lot-Sample#: A9F230000-609 LFHDR1AD-LCSD
Prep Date.....: 06/22/09 **Analysis Date..:** 06/22/09
Prep Batch #...: 9174609
Dilution Factor: 1 **Final Wgt/Vol..:** 5 mL
Initial Wgt/Vol: 5 g

PARAMETER	SPIKE AMOUNT	MEASURED AMOUNT	UNITS	PERCENT RECOVERY	RPD	METHOD
1,1-Dichloroethene	**50**	**40**	ug/kg	**81**		**SW846 8260B**
	50	**44**	ug/kg	**88**	**8.8**	**SW846 8260B**
Trichloroethene	**50**	**42**	ug/kg	**84**		**SW846 8260B**
	50	**43**	ug/kg	**86**	**1.7**	**SW846 8260B**
Benzene	**50**	**39**	ug/kg	**79**		**SW846 8260B**
	50	**41**	ug/kg	**83**	**5.1**	**SW846 8260B**
Toluene	**50**	**41**	ug/kg	**82**		**SW846 8260B**
	50	**41**	ug/kg	**82**	**0.52**	**SW846 8260B**
Chlorobenzene	**50**	**40**	ug/kg	**81**		**SW846 8260B**
	50	**39**	ug/kg	**78**	**3.3**	**SW846 8260B**

SURROGATE	PERCENT RECOVERY	RECOVERY LIMITS
Dibromofluoromethane	84	(59 - 138)
	86	(59 - 138)
1,2-Dichloroethane-d4	69	(61 - 130)
	70	(61 - 130)
Toluene-d8	94	(60 - 143)
	95	(60 - 143)
4-Bromofluorobenzene	81	(47 - 158)
	82	(47 - 158)

NOTE(S):

Calculations are performed before rounding to avoid round-off errors in calculated results.

Bold print denotes control parameters

MATRIX SPIKE SAMPLE EVALUATION REPORT

GC/MS Volatiles

Client Lot #...: 9F15107 **Work Order #...:** LEXPP1AV-MS **Matrix.....:** SO
MS Lot-Sample #: A9F150107-005 LEXPP1AW-MSD
Date Sampled...: 06/12/09 13:50 **Date Received..:** 06/13/09
Prep Date.....: 06/23/09 **Analysis Date..:** 06/23/09
Prep Batch #...: 9174609
Dilution Factor: 1 **Initial Wgt/Vol:** 5 g **Final Wgt/Vol..:** 5 mL

PARAMETER	PERCENT RECOVERY	RECOVERY LIMITS	RPD	RPD LIMITS	METHOD
1,1-Dichloroethene	87	(43 - 147)			SW846 8260B
	90	(43 - 147)	2.7	(0-27)	SW846 8260B
Trichloroethene	87	(46 - 143)			SW846 8260B
	87	(46 - 143)	0.27	(0-23)	SW846 8260B
Benzene	69	(55 - 138)			SW846 8260B
	75	(55 - 138)	9.5	(0-20)	SW846 8260B
Toluene	74	(46 - 147)			SW846 8260B
	80	(46 - 147)	8.0	(0-24)	SW846 8260B
Chlorobenzene	74	(49 - 139)			SW846 8260B
	110 p	(49 - 139)	40	(0-22)	SW846 8260B

SURROGATE	PERCENT RECOVERY	RECOVERY LIMITS
Dibromofluoromethane	88	(59 - 138)
	91	(59 - 138)
1,2-Dichloroethane-d4	68	(61 - 130)
	71	(61 - 130)
Toluene-d8	97	(60 - 143)
	97	(60 - 143)
4-Bromofluorobenzene	81	(47 - 158)
	84	(47 - 158)

NOTE(S):

Calculations are performed before rounding to avoid round-off errors in calculated results.

Bold print denotes control parameters

Results and reporting limits have been adjusted for dry weight.

p Relative percent difference (RPD) is outside stated control limits.

MATRIX SPIKE SAMPLE DATA REPORT

GC/MS Volatiles

Client Lot #...: 9F15107 **Work Order #...:** LEXPP1AV-MS **Matrix.....:** SO
MS Lot-Sample #: A9F150107-005 LEXPP1AW-MSD
Date Sampled...: 06/12/09 13:50 **Date Received..:** 06/13/09
Prep Date.....: 06/23/09 **Analysis Date..:** 06/23/09
Prep Batch #...: 9174609
Dilution Factor: 1 **Initial Wgt/Vol:** 5 g **Final Wgt/Vol..:** 5 mL

PARAMETER	SAMPLE AMOUNT	SPIKE AMT	MEASRD AMOUNT	UNITS	PERCNT RECVRY	RPD	METHOD
1,1-Dichloroethene	ND	93	81	ug/kg	87		SW846 8260B
	ND	93	84	ug/kg	90	2.7	SW846 8260B
Trichloroethene	ND	93	81	ug/kg	87		SW846 8260B
	ND	93	81	ug/kg	87	0.27	SW846 8260B
Benzene	ND	93	64	ug/kg	69		SW846 8260B
	ND	93	70	ug/kg	75	9.5	SW846 8260B
Toluene	ND	93	69	ug/kg	74		SW846 8260B
	ND	93	75	ug/kg	80	8.0	SW846 8260B
Chlorobenzene	ND	93	69	ug/kg	74		SW846 8260B
	ND	93	100	ug/kg	110 p	40	SW846 8260B

SURROGATE	PERCENT RECOVERY	RECOVERY LIMITS
Dibromofluoromethane	88	(59 - 138)
	91	(59 - 138)
1,2-Dichloroethane-d4	68	(61 - 130)
	71	(61 - 130)
Toluene-d8	97	(60 - 143)
	97	(60 - 143)
4-Bromofluorobenzene	81	(47 - 158)
	84	(47 - 158)

NOTE(S):

Calculations are performed before rounding to avoid round-off errors in calculated results.

Bold print denotes control parameters

Results and reporting limits have been adjusted for dry weight.

p Relative percent difference (RPD) is outside stated control limits.

SW846 8260B METHOD BLANK SUMMARY

BLANK WORKORDER NO.: LFKDF1AA

Lab Name: TestAmerica Laboratories, Inc.

Lab Code: TALCAN SDG Number: 9F15107

Lab File ID: UX88034.D Lot Number: A9F150107

Date Analyzed: 06/23/09 Time Analyzed: 20:41

Matrix: SOLID Date Extracted: 06/23/09

GC Column: DB 624 ID: .18 Extraction Method: 5030B

Instrument ID: UX8 Level: (low/med) LOW

THIS METHOD BLANK APPLIES TO THE FOLLOWING SAMPLES, LCS, LCSD, MS , MSD:

	CLIENT ID.	SAMPLE WORK ORDER #	LAB FILE ID	DATE ANALYZED	TIME ANALYZED
01	ILSD-17	LEXP71AH	UX88036.D	06/23/09	21:24
02	INTRA-LAB QC	LE6W11AC	UX88048.D	06/24/09	01:43
03	LAB MS/MSD	LE6W11AG S	UX88049.D	06/24/09	02:04
04	LAB MS/MSD	LE6W11AH D	UX88050.D	06/24/09	02:26
05	CHECK SAMPLE	LFKDF1AC C	UX88032.D	06/23/09	19:58
06	DUPLICATE CHECK	LFKDF1AD L	UX88033.D	06/23/09	20:20
07					
08					
09					
10					
11					
12					
13					
14					
15					
16					
17					
18					
19					
20					
21					
22					
23					
24					
25					
26					
27					
28					
29					
30					

COMMENTS:

METHOD BLANK REPORT

GC/MS Volatiles

Client Lot #...: 9F15107 **Work Order #...:** LFKDF1AA **Matrix.....:** SOLID
MB Lot-Sample #: A9F240000-559

Prep Date.....: 06/23/09 **Final Wgt/Vol..:** 5 mL
Analysis Date..: 06/23/09 **Prep Batch #...:** 9175559
Dilution Factor: 1 **Initial Wgt/Vol:** 5 g

PARAMETER	RESULT	REPORTING LIMIT	UNITS	METHOD
Bromobenzene	ND	5.0	ug/kg	SW846 8260B
Bromochloromethane	ND	5.0	ug/kg	SW846 8260B
n-Butylbenzene	ND	5.0	ug/kg	SW846 8260B
sec-Butylbenzene	ND	5.0	ug/kg	SW846 8260B
tert-Butylbenzene	ND	5.0	ug/kg	SW846 8260B
1,2-Dibromo-3-chloro-propane	ND	10	ug/kg	SW846 8260B
2-Chloroethyl vinyl ether	ND	10	ug/kg	SW846 8260B
2-Chlorotoluene	ND	5.0	ug/kg	SW846 8260B
4-Chlorotoluene	ND	5.0	ug/kg	SW846 8260B
1,2-Dibromoethane	ND	5.0	ug/kg	SW846 8260B
Dibromomethane	ND	5.0	ug/kg	SW846 8260B
1,2-Dichlorobenzene	ND	5.0	ug/kg	SW846 8260B
1,3-Dichlorobenzene	ND	5.0	ug/kg	SW846 8260B
1,4-Dichlorobenzene	ND	5.0	ug/kg	SW846 8260B
Dichlorodifluoromethane	ND	5.0	ug/kg	SW846 8260B
cis-1,2-Dichloroethylene	ND	5.0	ug/kg	SW846 8260B
trans-1,2-Dichloroethylen	ND	5.0	ug/kg	SW846 8260B
1,3-Dichloropropane	ND	5.0	ug/kg	SW846 8260B
2,2-Dichloropropane	ND	5.0	ug/kg	SW846 8260B
1,1-Dichloropropene	ND	5.0	ug/kg	SW846 8260B
Trichlorofluoromethane	ND	5.0	ug/kg	SW846 8260B
Hexachlorobutadiene	ND	5.0	ug/kg	SW846 8260B
Isopropylbenzene	ND	5.0	ug/kg	SW846 8260B
p-Isopropyltoluene	ND	5.0	ug/kg	SW846 8260B
tert-Butyl alcohol	ND	100	ug/kg	SW846 8260B
Naphthalene	**0.66 J**	**5.0**	**ug/kg**	**SW846 8260B**
n-Propylbenzene	ND	5.0	ug/kg	SW846 8260B
1,1,1,2-Tetrachloroethane	ND	5.0	ug/kg	SW846 8260B
1,2,3-Trichlorobenzene	**0.54 J**	**5.0**	**ug/kg**	**SW846 8260B**
1,2,4-Trichloro-benzene	**0.46 J**	**5.0**	**ug/kg**	**SW846 8260B**
1,2,3-Trichloropropane	ND	5.0	ug/kg	SW846 8260B
1,1,2-Trichloro-1,2,2-trifluoroethane	ND	5.0	ug/kg	SW846 8260B
1,2,4-Trimethylbenzene	ND	5.0	ug/kg	SW846 8260B
Vinyl acetate	ND	10	ug/kg	SW846 8260B
o-Xylene	ND	5.0	ug/kg	SW846 8260B
Methyl tert-butyl ether	ND	10	ug/kg	SW846 8260B
m-Xylene & p-Xylene	ND	10	ug/kg	SW846 8260B
1,2,3-Trimethylbenzene	ND	5.0	ug/kg	SW846 8260B

(Continued on next page)

METHOD BLANK REPORT

GC/MS Volatiles

Client Lot #...: 9F15107 **Work Order #...:** LFKDF1AA **Matrix.....:** SOLID

PARAMETER	RESULT	REPORTING LIMIT	UNITS	METHOD
Diisopropyl Ether (DIPE)	ND	10	ug/kg	SW846 8260B
Ethyl-t-Butyl Ether (ETBE	ND	5.0	ug/kg	SW846 8260B
Tert-amyl methyl ether (T	ND	5.0	ug/kg	SW846 8260B
Chloromethane	ND	5.0	ug/kg	SW846 8260B
Bromomethane	ND	5.0	ug/kg	SW846 8260B
Vinyl chloride	ND	5.0	ug/kg	SW846 8260B
Chloroethane	ND	5.0	ug/kg	SW846 8260B
Methylene chloride	1.3 J	**5.0**	**ug/kg**	**SW846 8260B**
Acetone	ND	10	ug/kg	SW846 8260B
Carbon disulfide	ND	5.0	ug/kg	SW846 8260B
1,1-Dichloroethene	ND	5.0	ug/kg	SW846 8260B
1,1-Dichloroethane	ND	5.0	ug/kg	SW846 8260B
Chloroform	ND	5.0	ug/kg	SW846 8260B
1,2-Dichloroethane	ND	5.0	ug/kg	SW846 8260B
2-Butanone	ND	10	ug/kg	SW846 8260B
1,1,1-Trichloroethane	ND	5.0	ug/kg	SW846 8260B
Carbon tetrachloride	ND	5.0	ug/kg	SW846 8260B
Bromodichloromethane	ND	5.0	ug/kg	SW846 8260B
1,2-Dichloropropane	ND	5.0	ug/kg	SW846 8260B
cis-1,3-Dichloropropene	ND	5.0	ug/kg	SW846 8260B
Trichloroethene	ND	5.0	ug/kg	SW846 8260B
Dibromochloromethane	ND	5.0	ug/kg	SW846 8260B
Benzene	ND	5.0	ug/kg	SW846 8260B
trans-1,3-Dichloropropene	ND	5.0	ug/kg	SW846 8260B
Bromoform	ND	5.0	ug/kg	SW846 8260B
4-Methyl-2-pentanone	ND	10	ug/kg	SW846 8260B
2-Hexanone	ND	10	ug/kg	SW846 8260B
Tetrachloroethene	ND	5.0	ug/kg	SW846 8260B
1,1,2,2-Tetrachloroethane	ND	5.0	ug/kg	SW846 8260B
Toluene	ND	5.0	ug/kg	SW846 8260B
Chlorobenzene	ND	5.0	ug/kg	SW846 8260B
Ethylbenzene	ND	5.0	ug/kg	SW846 8260B
Styrene	ND	5.0	ug/kg	SW846 8260B
Xylenes (total)	ND	10	ug/kg	SW846 8260B

SURROGATE	PERCENT RECOVERY	RECOVERY LIMITS
Dibromofluoromethane	98	(59 - 138)
1,2-Dichloroethane-d4	82	(61 - 130)
Toluene-d8	107	(60 - 143)
4-Bromofluorobenzene	90	(47 - 158)

NOTE(S):

Calculations are performed before rounding to avoid round-off errors in calculated results.

J Estimated result. Result is less than RL.

Tetra Tech NUS, Inc

Method Blank Report

GC/MS Volatiles

Lot-Sample #: A9F240000-559 B **Work Order #:** LFKDF1AA **Matrix:** SOLID

MASS SPECTROMETER/DATA SYSTEM (MSDS) TENTATIVELY IDENTIFIED COMPOUNDS

PARAMETER	CAS #	ESTIMATED RESULT	RETENTION TIME	UNITS
None				ug/kg

LABORATORY CONTROL SAMPLE EVALUATION REPORT

GC/MS Volatiles

Client Lot #...: 9F15107 **Work Order #...:** LFKDF1AC-LCS **Matrix.....:** SOLID
LCS Lot-Sample#: A9F240000-559 LFKDF1AD-LCSD
Prep Date.....: 06/23/09 **Analysis Date..:** 06/23/09
Prep Batch #...: 9175559
Dilution Factor: 1 **Final Wgt/Vol..:** 5 mL
Initial Wgt/Vol: 5 g

PARAMETER	PERCENT RECOVERY	RECOVERY LIMITS	RPD	RPD LIMITS	METHOD
1,1-Dichloroethene	**104**	**(55 - 142)**			**SW846 8260B**
	110	**(55 - 142)**	**5.6**	**(0-27)**	**SW846 8260B**
Trichloroethene	**100**	**(70 - 131)**			**SW846 8260B**
	102	**(70 - 131)**	**2.0**	**(0-23)**	**SW846 8260B**
Benzene	**94**	**(75 - 129)**			**SW846 8260B**
	96	**(75 - 129)**	**2.1**	**(0-20)**	**SW846 8260B**
Toluene	**95**	**(71 - 130)**			**SW846 8260B**
	94	**(71 - 130)**	**0.91**	**(0-24)**	**SW846 8260B**
Chlorobenzene	**93**	**(75 - 127)**			**SW846 8260B**
	94	**(75 - 127)**	**1.4**	**(0-22)**	**SW846 8260B**

SURROGATE	PERCENT RECOVERY	RECOVERY LIMITS
Dibromofluoromethane	95	(59 - 138)
	101	(59 - 138)
1,2-Dichloroethane-d4	77	(61 - 130)
	80	(61 - 130)
Toluene-d8	106	(60 - 143)
	107	(60 - 143)
4-Bromofluorobenzene	91	(47 - 158)
	97	(47 - 158)

NOTE(S):

Calculations are performed before rounding to avoid round-off errors in calculated results.

Bold print denotes control parameters

LABORATORY CONTROL SAMPLE DATA REPORT

GC/MS Volatiles

Client Lot #...: 9F15107 **Work Order #...:** LFKDF1AC-LCS **Matrix.....:** SOLID
LCS Lot-Sample#: A9F240000-559 LFKDF1AD-LCSD
Prep Date.....: 06/23/09 **Analysis Date..:** 06/23/09
Prep Batch #...: 9175559
Dilution Factor: 1 **Final Wgt/Vol..:** 5 mL
Initial Wgt/Vol: 5 g

PARAMETER	SPIKE AMOUNT	MEASURED AMOUNT	UNITS	PERCENT RECOVERY	RPD	METHOD
1,1-Dichloroethene	**50**	**52**	**ug/kg**	**104**		**SW846 8260B**
	50	**55**	**ug/kg**	**110**	**5.6**	**SW846 8260B**
Trichloroethene	**50**	**50**	**ug/kg**	**100**		**SW846 8260B**
	50	**51**	**ug/kg**	**102**	**2.0**	**SW846 8260B**
Benzene	**50**	**47**	**ug/kg**	**94**		**SW846 8260B**
	50	**48**	**ug/kg**	**96**	**2.1**	**SW846 8260B**
Toluene	**50**	**47**	**ug/kg**	**95**		**SW846 8260B**
	50	**47**	**ug/kg**	**94**	**0.91**	**SW846 8260B**
Chlorobenzene	**50**	**46**	**ug/kg**	**93**		**SW846 8260B**
	50	**47**	**ug/kg**	**94**	**1.4**	**SW846 8260B**

SURROGATE	PERCENT RECOVERY	RECOVERY LIMITS
Dibromofluoromethane	95	(59 - 138)
	101	(59 - 138)
1,2-Dichloroethane-d4	77	(61 - 130)
	80	(61 - 130)
Toluene-d8	106	(60 - 143)
	107	(60 - 143)
4-Bromofluorobenzene	91	(47 - 158)
	97	(47 - 158)

NOTE(S):

Calculations are performed before rounding to avoid round-off errors in calculated results.

Bold print denotes control parameters

MATRIX SPIKE SAMPLE EVALUATION REPORT

GC/MS Volatiles

Client Lot #...:	9F15107	**Work Order #...:**	LE6W11AG-MS	**Matrix.....:**	SOLID
MS Lot-Sample #:	A9F180209-010		LE6W11AH-MSD		
Date Sampled...:	06/16/09 15:36	**Date Received..:**	06/18/09		
Prep Date.....:	06/24/09	**Analysis Date..:**	06/24/09		
Prep Batch #...:	9175559				
Dilution Factor:	1	**Initial Wgt/Vol:**	5 g	**Final Wgt/Vol..:**	5 mL
% Moisture.....:	17				

PARAMETER	PERCENT RECOVERY	RECOVERY LIMITS	RPD	RPD LIMITS	METHOD
1,1-Dichloroethene	**99**	**(43 - 147)**			**SW846 8260B**
	92	**(43 - 147)**	**6.9**	**(0-27)**	**SW846 8260B**
Trichloroethene	**106**	**(46 - 143)**			**SW846 8260B**
	117	**(46 - 143)**	**9.5**	**(0-23)**	**SW846 8260B**
Benzene	**89**	**(55 - 138)**			**SW846 8260B**
	86	**(55 - 138)**	**3.1**	**(0-20)**	**SW846 8260B**
Toluene	**92**	**(46 - 147)**			**SW846 8260B**
	86	**(46 - 147)**	**5.5**	**(0-24)**	**SW846 8260B**
Chlorobenzene	**82**	**(49 - 139)**			**SW846 8260B**
	80	**(49 - 139)**	**2.9**	**(0-22)**	**SW846 8260B**

SURROGATE	PERCENT RECOVERY	RECOVERY LIMITS
Dibromofluoromethane	93	(59 - 138)
	94	(59 - 138)
1,2-Dichloroethane-d4	80	(61 - 130)
	79	(61 - 130)
Toluene-d8	105	(60 - 143)
	103	(60 - 143)
4-Bromofluorobenzene	88	(47 - 158)
	89	(47 - 158)

NOTE(S):

Calculations are performed before rounding to avoid round-off errors in calculated results.

Bold print denotes control parameters

Results and reporting limits have been adjusted for dry weight.

MATRIX SPIKE SAMPLE DATA REPORT

GC/MS Volatiles

Client Lot #...: 9F15107 Work Order #...: LE6W11AG-MS Matrix.....: SOLID
MS Lot-Sample #: A9F180209-010 LE6W11AH-MSD
Date Sampled...: 06/16/09 15:36 Date Received..: 06/18/09
Prep Date.....: 06/24/09 Analysis Date..: 06/24/09
Prep Batch #...: 9175559
Dilution Factor: 1 Initial Wgt/Vol: 5 g Final Wgt/Vol..: 5 mL
% Moisture.....: 17

PARAMETER	SAMPLE AMOUNT	SPIKE AMT	MEASRD AMOUNT	UNITS	PERCNT RECVRY	RPD	METHOD
1,1-Dichloroethene	ND	61	60	ug/kg	99		SW846 8260B
	ND	61	56	ug/kg	92	6.9	SW846 8260B
Trichloroethene	ND	61	64	ug/kg	106		SW846 8260B
	ND	61	71	ug/kg	117	9.5	SW846 8260B
Benzene	ND	61	54	ug/kg	89		SW846 8260B
	ND	61	52	ug/kg	86	3.1	SW846 8260B
Toluene	1.9	61	57	ug/kg	92		SW846 8260B
	1.9	61	54	ug/kg	86	5.5	SW846 8260B
Chlorobenzene	ND	61	50	ug/kg	82		SW846 8260B
	ND	61	48	ug/kg	80	2.9	SW846 8260B

SURROGATE	PERCENT RECOVERY	RECOVERY LIMITS
Dibromofluoromethane	93	(59 - 138)
	94	(59 - 138)
1,2-Dichloroethane-d4	80	(61 - 130)
	79	(61 - 130)
Toluene-d8	105	(60 - 143)
	103	(60 - 143)
4-Bromofluorobenzene	88	(47 - 158)
	89	(47 - 158)

NOTE(S):

Calculations are performed before rounding to avoid round-off errors in calculated results.

Bold print denotes control parameters

Results and reporting limits have been adjusted for dry weight.

SW846 8260B METHOD BLANK SUMMARY

BLANK WORKORDER NO.: LFNM31AA

Lab Name: TestAmerica Laboratories, Inc.

Lab Code: TALCAN SDG Number: 9F15107

Lab File ID: UXJ2491.D Lot Number: A9F150107

Date Analyzed: 06/25/09 Time Analyzed: 10:41

Matrix: WATER Date Extracted: 06/25/09

GC Column: DB 624 ID: .18 Extraction Method: 5030B/8260B

Instrument ID: UX11 Level: (low/med) LOW

THIS METHOD BLANK APPLIES TO THE FOLLOWING SAMPLES, LCS, LCSD, MS , MSD:

	CLIENT ID.	SAMPLE WORK ORDER #	LAB FILE ID	DATE ANALYZED	TIME ANALYZED
01	INTRA-LAB QC	LEXJM1AA	UXJ2496.D	06/25/09	12:40
02	LAB MS/MSD	LEXJM1AM S	UXJ2513.D	06/25/09	19:23
03	LAB MS/MSD	LEXJM1AN D	UXJ2514.D	06/25/09	19:46
04	RB061209	LEXP81AA	UXJ2503.D	06/25/09	15:25
05	TB061209	LEXQL1AA	UXJ2504.D	06/25/09	15:49
06	CHECK SAMPLE	LFNM31AC C	UXJ2490.D	06/25/09	10:18
07	DUPLICATE CHECK	LFNM31AD L	UXJ2492.D	06/25/09	11:05
08					
09					
10					
11					
12					
13					
14					
15					
16					
17					
18					
19					
20					
21					
22					
23					
24					
25					
26					
27					
28					
29					
30					

COMMENTS:

METHOD BLANK REPORT

GC/MS Volatiles

Client Lot #...: 9F15107 **Work Order #...:** LFNM31AA **Matrix.....:** WATER
MB Lot-Sample #: A9F260000-255

Prep Date.....: 06/25/09 **Final Wgt/Vol..:** 5 mL
Analysis Date..: 06/25/09 **Prep Batch #...:** 9177255
Dilution Factor: 1 **Initial Wgt/Vol:** 5 mL

PARAMETER	RESULT	REPORTING LIMIT	UNITS	METHOD
cis-1,2-Dichloroethene	ND	1.0	ug/L	SW846 8260B
trans-1,2-Dichloroethene	ND	1.0	ug/L	SW846 8260B
Acetone	ND	5.0	ug/L	SW846 8260B
Bromodichloromethane	ND	1.0	ug/L	SW846 8260B
2-Butanone	ND	5.0	ug/L	SW846 8260B
Carbon disulfide	ND	1.0	ug/L	SW846 8260B
Dibromochloromethane	ND	1.0	ug/L	SW846 8260B
1,2-Dichlorobenzene	ND	1.0	ug/L	SW846 8260B
1,3-Dichlorobenzene	ND	1.0	ug/L	SW846 8260B
1,4-Dichlorobenzene	ND	1.0	ug/L	SW846 8260B
Dichlorodifluoromethane	ND	1.0	ug/L	SW846 8260B
Trichlorofluoromethane	ND	1.0	ug/L	SW846 8260B
2-Hexanone	ND	5.0	ug/L	SW846 8260B
Isopropylbenzene	ND	1.0	ug/L	SW846 8260B
4-Methyl-2-pentanone	ND	5.0	ug/L	SW846 8260B
Styrene	ND	1.0	ug/L	SW846 8260B
1,2,4-Trichloro-benzene	ND	1.0	ug/L	SW846 8260B
1,1,2-Trichloro-1,2,2-trifluoroethane	ND	1.0	ug/L	SW846 8260B
1,2,4-Trimethylbenzene	ND	1.0	ug/L	SW846 8260B
Xylenes (total)	ND	2.0	ug/L	SW846 8260B
Methyl tert-butyl ether	ND	5.0	ug/L	SW846 8260B
Bromobenzene	ND	1.0	ug/L	SW846 8260B
Bromochloromethane	ND	1.0	ug/L	SW846 8260B
n-Butylbenzene	ND	1.0	ug/L	SW846 8260B
sec-Butylbenzene	ND	1.0	ug/L	SW846 8260B
tert-Butylbenzene	ND	1.0	ug/L	SW846 8260B
1,2-Dibromo-3-chloro-propane	ND	2.0	ug/L	SW846 8260B
2-Chloroethyl vinyl ether	ND	5.0	ug/L	SW846 8260B
2-Chlorotoluene	ND	1.0	ug/L	SW846 8260B
4-Chlorotoluene	ND	1.0	ug/L	SW846 8260B
1,2-Dibromoethane	ND	1.0	ug/L	SW846 8260B
Dibromomethane	ND	1.0	ug/L	SW846 8260B
1,3-Dichloropropane	ND	1.0	ug/L	SW846 8260B
2,2-Dichloropropane	ND	1.0	ug/L	SW846 8260B
1,1-Dichloropropene	ND	1.0	ug/L	SW846 8260B
Hexachlorobutadiene	ND	1.0	ug/L	SW846 8260B
p-Isopropyltoluene	ND	1.0	ug/L	SW846 8260B
tert-Butyl alcohol	ND	20	ug/L	SW846 8260B

(Continued on next page)

METHOD BLANK REPORT

GC/MS Volatiles

Client Lot #...: 9F15107 **Work Order #...:** LFNM31AA **Matrix.....:** WATER

PARAMETER	RESULT	REPORTING LIMIT	UNITS	METHOD
Naphthalene	ND	1.0	ug/L	SW846 8260B
n-Propylbenzene	ND	1.0	ug/L	SW846 8260B
1,1,1,2-Tetrachloroethane	ND	1.0	ug/L	SW846 8260B
1,2,3-Trichlorobenzene	ND	1.0	ug/L	SW846 8260B
1,2,3-Trichloropropane	ND	1.0	ug/L	SW846 8260B
Vinyl acetate	ND	2.0	ug/L	SW846 8260B
o-Xylene	ND	1.0	ug/L	SW846 8260B
m-Xylene & p-Xylene	ND	2.0	ug/L	SW846 8260B
1,2,3-Trimethylbenzene	ND	5.0	ug/L	SW846 8260B
Diisopropyl Ether (DIPE)	ND	5.0	ug/L	SW846 8260B
Ethyl-t-Butyl Ether (ETBE	ND	5.0	ug/L	SW846 8260B
Tert-amyl methyl ether (T	ND	5.0	ug/L	SW846 8260B
Benzene	ND	1.0	ug/L	SW846 8260B
Bromoform	ND	1.0	ug/L	SW846 8260B
Bromomethane	ND	1.0	ug/L	SW846 8260B
Carbon tetrachloride	ND	1.0	ug/L	SW846 8260B
Chlorobenzene	ND	1.0	ug/L	SW846 8260B
Chloroethane	ND	1.0	ug/L	SW846 8260B
Chloroform	ND	1.0	ug/L	SW846 8260B
Chloromethane	ND	1.0	ug/L	SW846 8260B
1,1-Dichloroethane	ND	1.0	ug/L	SW846 8260B
1,2-Dichloroethane	ND	1.0	ug/L	SW846 8260B
1,1-Dichloroethene	ND	1.0	ug/L	SW846 8260B
1,2-Dichloropropane	ND	1.0	ug/L	SW846 8260B
cis-1,3-Dichloropropene	ND	1.0	ug/L	SW846 8260B
trans-1,3-Dichloropropene	ND	1.0	ug/L	SW846 8260B
Ethylbenzene	ND	1.0	ug/L	SW846 8260B
Methylene chloride	ND	1.0	ug/L	SW846 8260B
1,1,2,2-Tetrachloroethane	ND	1.0	ug/L	SW846 8260B
Tetrachloroethene	ND	1.0	ug/L	SW846 8260B
Toluene	ND	1.0	ug/L	SW846 8260B
1,1,1-Trichloroethane	ND	1.0	ug/L	SW846 8260B
Trichloroethene	ND	1.0	ug/L	SW846 8260B
Vinyl chloride	ND	1.0	ug/L	SW846 8260B

SURROGATE	PERCENT RECOVERY	RECOVERY LIMITS
Dibromofluoromethane	85	(73 - 122)
1,2-Dichloroethane-d4	82	(61 - 128)
Toluene-d8	89	(76 - 110)
4-Bromofluorobenzene	88	(74 - 116)

NOTE(S):

Calculations are performed before rounding to avoid round-off errors in calculated results.

Tetra Tech NUS, Inc

Method Blank Report

GC/MS Volatiles

Lot-Sample #: A9F260000-255 B **Work Order #:** LFNM31AA **Matrix:** WATER

MASS SPECTROMETER/DATA SYSTEM (MSDS) TENTATIVELY IDENTIFIED COMPOUNDS

PARAMETER	CAS #	ESTIMATED RESULT	RETENTION TIME	UNITS
None				ug/L

LABORATORY CONTROL SAMPLE EVALUATION REPORT

GC/MS Volatiles

Client Lot #...: 9F15107 Work Order #...: LFNM31AC-LCS Matrix.....: WATER
LCS Lot-Sample#: A9F260000-255 LFNM31AD-LCSD
Prep Date.....: 06/25/09 Analysis Date..: 06/25/09
Prep Batch #...: 9177255
Dilution Factor: 1 Final Wgt/Vol..: 5 mL
Initial Wgt/Vol: 5 mL

PARAMETER	PERCENT RECOVERY	RECOVERY LIMITS	RPD	RPD LIMITS	METHOD
Benzene	89	**(80 - 116)**			**SW846 8260B**
	85	**(80 - 116)**	4.0	**(0-20)**	**SW846 8260B**
Chlorobenzene	93	**(76 - 117)**			**SW846 8260B**
	88	**(76 - 117)**	5.7	**(0-20)**	**SW846 8260B**
1,1-Dichloroethene	92	**(63 - 130)**			**SW846 8260B**
	93	**(63 - 130)**	0.71	**(0-20)**	**SW846 8260B**
Toluene	92	**(74 - 119)**			**SW846 8260B**
	87	**(74 - 119)**	6.0	**(0-20)**	**SW846 8260B**
Trichloroethene	89	**(75 - 122)**			**SW846 8260B**
	90	**(75 - 122)**	0.88	**(0-20)**	**SW846 8260B**

SURROGATE	PERCENT RECOVERY	RECOVERY LIMITS
Dibromofluoromethane	89	(73 - 122)
	90	(73 - 122)
1,2-Dichloroethane-d4	80	(61 - 128)
	83	(61 - 128)
Toluene-d8	92	(76 - 110)
	92	(76 - 110)
4-Bromofluorobenzene	94	(74 - 116)
	97	(74 - 116)

NOTE(S):

Calculations are performed before rounding to avoid round-off errors in calculated results.

Bold print denotes control parameters

LABORATORY CONTROL SAMPLE DATA REPORT

GC/MS Volatiles

Client Lot #...: 9F15107 Work Order #...: LFNM31AC-LCS Matrix.....: WATER
LCS Lot-Sample#: A9F260000-255 LFNM31AD-LCSD
Prep Date.....: 06/25/09 Analysis Date..: 06/25/09
Prep Batch #...: 9177255
Dilution Factor: 1 Final Wgt/Vol..: 5 mL
Initial Wgt/Vol: 5 mL

PARAMETER	SPIKE AMOUNT	MEASURED AMOUNT	UNITS	PERCENT RECOVERY	RPD	METHOD
Benzene	10	8.9	ug/L	89		SW846 8260B
	10	8.5	ug/L	85	4.0	SW846 8260B
Chlorobenzene	10	9.3	ug/L	93		SW846 8260B
	10	8.8	ug/L	88	5.7	SW846 8260B
1,1-Dichloroethene	10	9.2	ug/L	92		SW846 8260B
	10	9.3	ug/L	93	0.71	SW846 8260B
Toluene	10	9.2	ug/L	92		SW846 8260B
	10	8.7	ug/L	87	6.0	SW846 8260B
Trichloroethene	10	8.9	ug/L	89		SW846 8260B
	10	9.0	ug/L	90	0.88	SW846 8260B

SURROGATE	PERCENT RECOVERY	RECOVERY LIMITS
Dibromofluoromethane	89	(73 - 122)
	90	(73 - 122)
1,2-Dichloroethane-d4	80	(61 - 128)
	83	(61 - 128)
Toluene-d8	92	(76 - 110)
	92	(76 - 110)
4-Bromofluorobenzene	94	(74 - 116)
	97	(74 - 116)

NOTE(S):

Calculations are performed before rounding to avoid round-off errors in calculated results.

Bold print denotes control parameters

MATRIX SPIKE SAMPLE EVALUATION REPORT

GC/MS Volatiles

Client Lot #...: 9F15107 **Work Order #...:** LEXJM1AM-MS **Matrix.....:** WATER
MS Lot-Sample #: A9F150103-003 LEXJM1AN-MSD
Date Sampled...: 06/12/09 10:50 **Date Received..:** 06/13/09
Prep Date.....: 06/25/09 **Analysis Date..:** 06/25/09
Prep Batch #...: 9177255
Dilution Factor: 1 **Initial Wgt/Vol:** 5 mL **Final Wgt/Vol..:** 5 mL

PARAMETER	PERCENT RECOVERY	RECOVERY LIMITS	RPD	RPD LIMITS	METHOD
Benzene	**94**	**(78 - 118)**			**SW846 8260B**
	93	**(78 - 118)**	**0.92**	**(0-20)**	**SW846 8260B**
Chlorobenzene	**100**	**(76 - 117)**			**SW846 8260B**
	95	**(76 - 117)**	**4.4**	**(0-20)**	**SW846 8260B**
1,1-Dichloroethene	**107**	**(62 - 130)**			**SW846 8260B**
	111	**(62 - 130)**	**3.9**	**(0-20)**	**SW846 8260B**
Toluene	**101**	**(70 - 119)**			**SW846 8260B**
	97	**(70 - 119)**	**3.9**	**(0-20)**	**SW846 8260B**
Trichloroethene	**98**	**(62 - 130)**			**SW846 8260B**
	95	**(62 - 130)**	**2.7**	**(0-20)**	**SW846 8260B**

SURROGATE	PERCENT RECOVERY	RECOVERY LIMITS
Dibromofluoromethane	90	(73 - 122)
	88	(73 - 122)
1,2-Dichloroethane-d4	86	(61 - 128)
	91	(61 - 128)
Toluene-d8	92	(76 - 110)
	92	(76 - 110)
4-Bromofluorobenzene	98	(74 - 116)
	95	(74 - 116)

NOTE(S):

Calculations are performed before rounding to avoid round-off errors in calculated results.

Bold print denotes control parameters

MATRIX SPIKE SAMPLE DATA REPORT

GC/MS Volatiles

Client Lot #...: 9F15107 **Work Order #...:** LEXJM1AM-MS **Matrix.....:** WATER
MS Lot-Sample #: A9F150103-003 LEXJM1AN-MSD
Date Sampled...: 06/12/09 10:50 **Date Received..:** 06/13/09
Prep Date.....: 06/25/09 **Analysis Date..:** 06/25/09
Prep Batch #...: 9177255
Dilution Factor: 1 **Initial Wgt/Vol:** 5 mL **Final Wgt/Vol..:** 5 mL

PARAMETER	SAMPLE AMOUNT	SPIKE AMT	MEASRD AMOUNT	UNITS	PERCNT RECVRY	RPD	METHOD
Benzene	**0.35**	**10**	**9.7**	**ug/L**	**94**		**SW846 8260B**
	0.35	**10**	**9.6**	**ug/L**	**93**	**0.92**	**SW846 8260B**
Chlorobenzene	**ND**	**10**	**10**	**ug/L**	**100**		**SW846 8260B**
	ND	**10**	**9.5**	**ug/L**	**95**	**4.4**	**SW846 8260B**
1,1-Dichloroethene	**ND**	**10**	**11**	**ug/L**	**107**		**SW846 8260B**
	ND	**10**	**11**	**ug/L**	**111**	**3.9**	**SW846 8260B**
Toluene	**ND**	**10**	**10**	**ug/L**	**101**		**SW846 8260B**
	ND	**10**	**9.7**	**ug/L**	**97**	**3.9**	**SW846 8260B**
Trichloroethene	**ND**	**10**	**9.8**	**ug/L**	**98**		**SW846 8260B**
	ND	**10**	**9.5**	**ug/L**	**95**	**2.7**	**SW846 8260B**

SURROGATE	PERCENT RECOVERY	RECOVERY LIMITS
Dibromofluoromethane	90	(73 - 122)
	88	(73 - 122)
1,2-Dichloroethane-d4	86	(61 - 128)
	91	(61 - 128)
Toluene-d8	92	(76 - 110)
	92	(76 - 110)
4-Bromofluorobenzene	98	(74 - 116)
	95	(74 - 116)

NOTE(S):

Calculations are performed before rounding to avoid round-off errors in calculated results.

Bold print denotes control parameters

SW846 8260B METHOD BLANK SUMMARY

BLANK WORKORDER NO.: LE24A1AA

Lab Name: TestAmerica Laboratories, Inc.

Lab Code: TALCAN SDG Number: 9F15107

Lab File ID: UX126464. Lot Number: A9F150107

Date Analyzed: 06/19/09 Time Analyzed: 12:28

Matrix: SOLID Date Extracted: 06/19/09

GC Column: DB-624 ID: .18 Extraction Method: 1311/5030B

Instrument ID: UX12 Level: (low/med) LOW

THIS METHOD BLANK APPLIES TO THE FOLLOWING SAMPLES, LCS, LCSD, MS , MSD:

	CLIENT ID.	SAMPLE WORK ORDER #	LAB FILE ID	DATE ANALYZED	TIME ANALYZED
01	ILSD-24	LEXPD1A3	UX126477.	06/19/09	17:53
02	MHSD-2	LEXPN1AE	UX126465.	06/19/09	12:52
03	MHSD-2	LEXPN1CP S	UX126466.	06/19/09	13:28
04	MHSD-2	LEXPN1CQ D	UX126467.	06/19/09	13:52
05	CHECK SAMPLE	LE8VR1AA C	UX126463.	06/19/09	12:04
06					
07					
08					
09					
10					
11					
12					
13					
14					
15					
16					
17					
18					
19					
20					
21					
22					
23					
24					
25					
26					
27					
28					
29					
30					

COMMENTS:

METHOD BLANK REPORT

TCLP GC/MS Volatiles

Client Lot #...: 9F15107 **Work Order #...:** LE24A1AA **Matrix.....:** SOLID
MB Lot-Sample #: A9F170000-073
Leach Date.....: 06/17/09 **Prep Date.....:** 06/19/09 **Analysis Date..:** 06/19/09
Leach Batch #..: P916803 **Prep Batch #...:** 9170208 **Final Wgt/Vol..:** 5 mL
Dilution Factor: 1 **Initial Wgt/Vol:** 0.1 mL

PARAMETER	RESULT	REPORTING LIMIT	UNITS	METHOD
Benzene	ND	0.025	mg/L	SW846 8260B
2-Butanone (MEK)	ND	0.25	mg/L	SW846 8260B
Carbon tetrachloride	ND	0.025	mg/L	SW846 8260B
Chlorobenzene	ND	0.025	mg/L	SW846 8260B
Chloroform	ND	0.025	mg/L	SW846 8260B
1,2-Dichloroethane	ND	0.025	mg/L	SW846 8260B
1,1-Dichloroethylene	ND	0.070	mg/L	SW846 8260B
Tetrachloroethylene	ND	0.070	mg/L	SW846 8260B
Trichloroethylene	ND	0.050	mg/L	SW846 8260B
Vinyl chloride	ND	0.025	mg/L	SW846 8260B

SURROGATE	PERCENT RECOVERY	RECOVERY LIMITS
Dibromofluoromethane	94	(86 - 125)
1,2-Dichloroethane-d4	88	(80 - 122)
Toluene-d8	104	(90 - 122)
4-Bromofluorobenzene	94	(84 - 125)

NOTE(S):

Calculations are performed before rounding to avoid round-off errors in calculated results.

LABORATORY CONTROL SAMPLE EVALUATION REPORT

GC/MS Volatiles

Client Lot #...: 9F15107 Work Order #...: LE8VR1AA Matrix.....: SOLID
LCS Lot-Sample#: A9F190000-208
Prep Date.....: 06/19/09 Analysis Date..: 06/19/09
Prep Batch #...: 9170208
Dilution Factor: 1 Final Wgt/Vol..: 5 mL
Initial Wgt/Vol: 0.1 mL

PARAMETER	PERCENT RECOVERY	RECOVERY LIMITS	METHOD
Benzene	**100**	**(76 - 118)**	**SW846 8260B**
Chlorobenzene	**97**	**(76 - 113)**	**SW846 8260B**
1,1-Dichloroethylene	**88**	**(67 - 128)**	**SW846 8260B**
Trichloroethylene	**102**	**(76 - 119)**	**SW846 8260B**
Toluene	**101**	**(72 - 117)**	**SW846 8260B**

SURROGATE	PERCENT RECOVERY	RECOVERY LIMITS
Dibromofluoromethane	97	(86 - 124)
1,2-Dichloroethane-d4	93	(80 - 122)
Toluene-d8	106	(90 - 122)
4-Bromofluorobenzene	97	(84 - 125)

NOTE(S):

Calculations are performed before rounding to avoid round-off errors in calculated results.

Bold print denotes control parameters

LABORATORY CONTROL SAMPLE DATA REPORT

GC/MS Volatiles

Client Lot #...: 9F15107 Work Order #...: LE8VR1AA Matrix.....: SOLID
LCS Lot-Sample#: A9F190000-208
Prep Date.....: 06/19/09 Analysis Date..: 06/19/09
Prep Batch #...: 9170208
Dilution Factor: 1 Final Wgt/Vol..: 5 mL
Initial Wgt/Vol: 0.1 mL

PARAMETER	SPIKE AMOUNT	MEASURED AMOUNT	UNITS	PERCENT RECOVERY	METHOD
Benzene	**1.0**	**1.0**	**mg/L**	**100**	**SW846 8260B**
Chlorobenzene	**1.0**	**0.97**	**mg/L**	**97**	**SW846 8260B**
1,1-Dichloroethylene	**1.0**	**0.88**	**mg/L**	**88**	**SW846 8260B**
Trichloroethylene	**1.0**	**1.0**	**mg/L**	**102**	**SW846 8260B**
Toluene	**1.0**	**1.0**	**mg/L**	**101**	**SW846 8260B**

SURROGATE	PERCENT RECOVERY	RECOVERY LIMITS
Dibromofluoromethane	97	(86 - 124)
1,2-Dichloroethane-d4	93	(80 - 122)
Toluene-d8	106	(90 - 122)
4-Bromofluorobenzene	97	(84 - 125)

NOTE(S):

Calculations are performed before rounding to avoid round-off errors in calculated results.

Bold print denotes control parameters

MATRIX SPIKE SAMPLE EVALUATION REPORT

TCLP GC/MS Volatiles

Client Lot #...:	9F15107	**Work Order #...:**	LEXPN1CP-MS	**Matrix.....:**	SO
MS Lot-Sample #:	A9F150107-004		LEXPN1CQ-MSD		
Date Sampled...:	06/12/09 10:45	**Date Received..:**	06/13/09		
Leach Date.....:	06/17/09	**Prep Date.....:**	06/19/09	**Analysis Date..:**	06/19/09
Leach Batch #..:	P916803	**Prep Batch #...:**	9170208		
Dilution Factor:	1	**Initial Wgt/Vol:**	0.1 mL	**Final Wgt/Vol..:**	5 mL

PARAMETER	PERCENT RECOVERY	RECOVERY LIMITS	RPD	RPD LIMITS	METHOD
Benzene	**101**	**(76 - 117)**			**SW846 8260B**
	104	**(76 - 117)**	**2.7**	**(0-30)**	**SW846 8260B**
Chlorobenzene	**97**	**(72 - 114)**			**SW846 8260B**
	101	**(72 - 114)**	**3.5**	**(0-30)**	**SW846 8260B**
1,1-Dichloroethylene	**90**	**(67 - 129)**			**SW846 8260B**
	82	**(67 - 129)**	**9.1**	**(0-30)**	**SW846 8260B**
Trichloroethylene	**100**	**(72 - 121)**			**SW846 8260B**
	103	**(72 - 121)**	**2.5**	**(0-30)**	**SW846 8260B**
Toluene	**99**	**(67 - 113)**			**SW846 8260B**
	104	**(67 - 113)**	**4.3**	**(0-30)**	**SW846 8260B**

SURROGATE	PERCENT RECOVERY	RECOVERY LIMITS
Dibromofluoromethane	95	(86 - 125)
	97	(86 - 125)
1,2-Dichloroethane-d4	93	(80 - 122)
	86	(80 - 122)
Toluene-d8	107	(90 - 122)
	105	(90 - 122)
4-Bromofluorobenzene	98	(84 - 125)
	99	(84 - 125)

NOTE(S):

Calculations are performed before rounding to avoid round-off errors in calculated results.

Bold print denotes control parameters

MATRIX SPIKE SAMPLE DATA REPORT

TCLP GC/MS Volatiles

Client Lot #...:	9F15107	**Work Order #...:**	LEXPN1CP-MS	**Matrix.....:**	SO
MS Lot-Sample #:	A9F150107-004		LEXPN1CQ-MSD		
Date Sampled...:	06/12/09 10:45	**Date Received..:**	06/13/09		
Leach Date.....:	06/17/09	**Prep Date.....:**	06/19/09	**Analysis Date..:**	06/19/09
Leach Batch #..:	P916803	**Prep Batch #...:**	9170208		
Dilution Factor:	1	**Initial Wgt/Vol:**	0.1 mL	**Final Wgt/Vol..:**	5 mL

PARAMETER	SAMPLE AMOUNT	SPIKE AMT	MEASRD AMOUNT	UNITS	PERCNT RECVRY	RPD	METHOD
Benzene	ND	1.0	1.0	mg/L	101		SW846 8260B
	ND	1.0	1.0	mg/L	104	2.7	SW846 8260B
Chlorobenzene	ND	1.0	0.97	mg/L	97		SW846 8260B
	ND	1.0	1.0	mg/L	101	3.5	SW846 8260B
1,1-Dichloroethylene	ND	1.0	0.90	mg/L	90		SW846 8260B
	ND	1.0	0.82	mg/L	82	9.1	SW846 8260B
Trichloroethylene	ND	1.0	1.0	mg/L	100		SW846 8260B
	ND	1.0	1.0	mg/L	103	2.5	SW846 8260B
Toluene	0.0077	1.0	1.0	mg/L	99		SW846 8260B
	0.0077	1.0	1.0	mg/L	104	4.3	SW846 8260B

SURROGATE	PERCENT RECOVERY	RECOVERY LIMITS
Dibromofluoromethane	95	(86 - 125)
	97	(86 - 125)
1,2-Dichloroethane-d4	93	(80 - 122)
	86	(80 - 122)
Toluene-d8	107	(90 - 122)
	105	(90 - 122)
4-Bromofluorobenzene	98	(84 - 125)
	99	(84 - 125)

NOTE(S):

Calculations are performed before rounding to avoid round-off errors in calculated results.

Bold print denotes control parameters

SW846 8260B SURROGATE RECOVERY

Lab Name: TestAmerica Laboratories, Inc. Client: Tetra Tech NUS, Inc

Lab Code: TALCAN SDG No: 9F15107

Lot #: A9F150107

Extraction: XXA15QK01

	CLIENT ID.	SRG01	SRG02	SRG03	SRG04	TOT OUT
01	ILSD-23	90	73	95	78	00
02	ILSD-24	93	78	99	84	00
03	MHSD-2	87	67	95	74	00
04	MHSD-3	93	79	97	84	00
05	ILSD-17	98	82	108	92	00
06	MHSD-2D	89	67	98	78	00
07	INTRA-LAB QC	95	83	105	91	00
08	METHOD BLK. LFHDR1AA	87	73	95	82	00
09	METHOD BLK. LFKDF1AA	98	82	107	90	00
10	LCS LFHDR1AC	84	69	94	81	00
11	LCS LFKDF1AC	95	77	106	91	00
12	MHSD-3 D	91	71	97	84	00
13	LAB MS/MSD D	94	79	103	89	00
14	LCSD LFHDR1AD	86	70	95	82	00
15	LCSD LFKDF1AD	101	80	107	97	00
16	MHSD-3 S	88	68	97	81	00
17	LAB MS/MSD S	93	80	105	88	00

SURROGATES		QC LIMITS
SRG01	= Dibromofluoromethane	(59-138)
SRG02	= 1,2-Dichloroethane-d4	(61-130)
SRG03	= Toluene-d8	(60-143)
SRG04	= 4-Bromofluorobenzene	(47-158)

\# Column to be used to flag recovery values
* Values outside of required QC Limits
D System monitoring Compound diluted out

FORM II

SW846 8260B SURROGATE RECOVERY

Lab Name: TestAmerica Laboratories, Inc. Client: Tetra Tech NUS, Inc

Lab Code: TALCAN SDG No: 9F15107

Lot #: A9F150107

Extraction: XXI25QK01

	CLIENT ID.	SRG01	SRG02	SRG03	SRG04	TOT OUT
01	INTRA-LAB QC	90	84	93	90	00
02	RB061209	91	87	93	89	00
03	TB061209	89	87	93	87	00
04	METHOD BLK. LFNM31AA	85	82	89	88	00
05	LCS LFNM31AC	89	80	92	94	00
06	LAB MS/MSD D	88	91	92	95	00
07	LCSD LFNM31AD	90	83	92	97	00
08	LAB MS/MSD S	90	86	92	98	00

SURROGATES		QC LIMITS
SRG01	= Dibromofluoromethane	(73-122)
SRG02	= 1,2-Dichloroethane-d4	(61-128)
SRG03	= Toluene-d8	(76-110)
SRG04	= 4-Bromofluorobenzene	(74-116)

\# Column to be used to flag recovery values
* Values outside of required QC Limits
D System monitoring Compound diluted out

FORM II

SW846 8260B SURROGATE RECOVERY

Lab Name: TestAmerica Laboratories, Inc. Client: Tetra Tech NUS, Inc

Lab Code: TALCAN SDG No: 9F15107

Lot #: A9F150107

Extraction: XXA58QK01

	CLIENT ID.	SRG01	SRG02	SRG03	SRG04	TOT OUT
01	ILSD-24	95	88	102	96	00
02	MHSD-2	94	90	103	93	00
03	METHOD BLK. LE24A1AA	94	88	104	94	00
04	LCS LE8VR1AA	97	93	106	97	00
05	MHSD-2 D	97	86	105	99	00
06	MHSD-2 S	95	93	107	98	00

SURROGATES		QC LIMITS
SRG01	= Dibromofluoromethane	(86-125)
SRG02	= 1,2-Dichloroethane-d4	(80-122)
SRG03	= Toluene-d8	(90-122)
SRG04	= 4-Bromofluorobenzene	(84-125)

\# Column to be used to flag recovery values
* Values outside of required QC Limits
D System monitoring Compound diluted out

FORM II

5A
VOLATILE ORGANIC GC/MS TUNING AND MASS CALIBRATION - BROMOFLUOROBENZENE (BFB)

Lab Name: NORTH CANTON Contract:

Lab Code: TALCAN Case No.: SAS No.: SDG No.: 9F15107

Lab File ID: BFB8808 BFB Injection Date: 04/07/09

Instrument ID: A3UX8A BFB Injection Time: 1838

Matrix: (soil/water) SOIL Level: (low/med) LOW Column: (pack/cap) CAP

m/e	ION ABUNDANCE CRITERIA	% RELATIVE ABUNDANCE
50	15.0 - 40.0% of mass 95	30.9
75	30.0 - 60.0% of mass 95	44.0
95	Base Peak, 100% relative abundance	100.0
96	5.0 - 9.0% of mass 95	7.1
173	Less than 2.0% of mass 174	0.0 (0.0)1
174	50.0 - 100.0% of mass 95	73.2
175	5.0 - 9.0% of mass 174	5.4 (7.3)1
176	Greater than 95.0%, but less than 101.0% of mass 174	69.9 (95.6)1
177	5.0 - 9.0% of mass 176	4.9 (7.0)2

1-Value is % of mass 174 2-Value is % of mass 176

THIS TUNE APPLIES TO THE FOLLOWING SAMPLES, MS, MSD, BLANKS, AND STANDARDS:

	EPA SAMPLE NO.	LAB SAMPLE ID	LAB FILE ID	DATE ANALYZED	TIME ANALYZED
01	VSTD200	1000NG-A9IC	UX86681	04/07/09	2239
02	VSTD100	500NG-A9IC	UX86682	04/07/09	2300
03	VSTD050	250NG-A9IC	UX86683	04/07/09	2322
04	VSTD020	100NG-A9IC	UX86684	04/07/09	2344
05	VSTD010	50NG-A9IC	UX86685	04/08/09	0006
06	VSTD005	25NG-A9IC	UX86686	04/08/09	0027
07					
08					
09					
10					
11					
12					
13					
14					
15					
16					
17					
18					
19					
20					
21					
22					

5A

VOLATILE ORGANIC GC/MS TUNING AND MASS CALIBRATION - BROMOFLUOROBENZENE (BFB)

Lab Name: NORTH CANTON Contract:

Lab Code: TALCAN Case No.: SAS No.: SDG No.: 9F15107

Lab File ID: BFB8880 BFB Injection Date: 06/08/09

Instrument ID: A3UX8A BFB Injection Time: 2013

Matrix: (soil/water) SOIL Level: (low/med) LOW Column: (pack/cap) CAP

m/e	ION ABUNDANCE CRITERIA	% RELATIVE ABUNDANCE
50	15.0 - 40.0% of mass 95	38.9
75	30.0 - 60.0% of mass 95	49.0
95	Base Peak, 100% relative abundance	100.0
96	5.0 - 9.0% of mass 95	7.7
173	Less than 2.0% of mass 174	0.0 (0.0)1
174	50.0 - 100.0% of mass 95	75.0
175	5.0 - 9.0% of mass 174	5.5 (7.4)1
176	Greater than 95.0%, but less than 101.0% of mass 174	72.1 (96.1)1
177	5.0 - 9.0% of mass 176	4.8 (6.6)2

1-Value is % of mass 174 2-Value is % of mass 176

THIS TUNE APPLIES TO THE FOLLOWING SAMPLES, MS, MSD, BLANKS, AND STANDARDS:

	EPA SAMPLE NO.	LAB SAMPLE ID	LAB FILE ID	DATE ANALYZED	TIME ANALYZED
01	VSTD200	1000NG-IC	UX87635	06/08/09	2055
02	VSTD100	500NG-IC	UX87636	06/08/09	2116
03	VSTD050	250NG-IC	UX87637	06/08/09	2138
04	VSTD020	100NG-IC	UX87638	06/08/09	2159
05	VSTD010	50NG-IC	UX87639	06/08/09	2220
06	VSTD005	25NG-IC	UX87640	06/08/09	2242
07	VSTD002	10NG-IC	UX87641	06/08/09	2303
08	VSTD001	5NG-IC	UX87642	06/08/09	2325
09					
10					
11					
12					
13					
14					
15					
16					
17					
18					
19					
20					
21					
22					

Report Date : 09-Jun-2009 15:40

TestAmerica North Canton

INITIAL CALIBRATION DATA

Start Cal Date : 07-APR-2009 19:22
End Cal Date : 08-JUN-2009 23:25
Quant Method : ISTD
Target Version : 4.14
Integrator : HP RTE
Method file : \\cansvr11\dd\chem\MSV\a3ux8a.i\M90608A-IC.b\8260SUX8.m
Last Edit : 09-Jun-2009 15:10 latat

Calibration File Names:
Level 1: \\cansvr11\dd\chem\MSV\a3ux8a.i\M90608A-IC.b\UX87642.D
Level 2: \\cansvr11\dd\chem\MSV\a3ux8a.i\M90608A-IC.b\UX87641.D
Level 3: \\cansvr11\dd\chem\MSV\a3ux8a.i\M90407A-IC.b\UX86686.D
Level 4: \\cansvr11\dd\chem\MSV\a3ux8a.i\M90407A-IC.b\UX86685.D
Level 5: \\cansvr11\dd\chem\MSV\a3ux8a.i\M90407A-IC.b\UX86684.D
Level 6: \\cansvr11\dd\chem\MSV\a3ux8a.i\M90407A-IC.b\UX86683.D
Level 7: \\cansvr11\dd\chem\MSV\a3ux8a.i\M90407A-IC.b\UX86682.D
Level 8: \\cansvr11\dd\chem\MSV\a3ux8a.i\M90407A-IC.b\UX86681.D

Compound	5.0000 Level 1	10.0000 Level 2	25.0000 Level 3	50.0000 Level 4	100.0000 Level 5	250.0000 Level 6	500.0000 Level 7	1000.0000 Level 8	Curve	Coefficients b	m1	m2	%RSD or R^2
8 Dichlorodifluoromethane	+++++	+++++	0.13382	0.17840	0.14964	0.19236	0.17837	0.18068	AVRG		0.16888		13.16192
9 Chloromethane	0.40386	0.36431	0.35401	0.42102	0.42727	0.44559	0.37658	0.39173	AVRG		0.39805		8.08721
10 Vinyl Chloride	0.29822	0.25491	0.25692	0.31133	0.29212	0.32602	0.29896	0.28554	AVRG		0.29050		8.47938

Report Date : 09-Jun-2009 15:40

TestAmerica North Canton

INITIAL CALIBRATION DATA

Start Cal Date : 07-APR-2009 19:22
End Cal Date : 08-JUN-2009 23:25
Quant Method : ISTD
Target Version : 4.14
Integrator : HP RTE
Method file : \\cansvr11\dd\chem\MSV\a3ux8a.i\M90608A-IC.b\8260SUX8.m
Last Edit : 09-Jun-2009 15:10 latat

Compound	5.0000 Level 1	10.0000 Level 2	25.0000 Level 3	50.0000 Level 4	100.0000 Level 5	250.0000 Level 6	Curve	Coefficients b	m1	m2	%RSD or R^2
	500.0000 Level 7	1000.0000 Level 8									
11 Bromomethane	0.11641	0.10923	0.10363	0.10290	0.12076	0.13049					
	0.11227	0.11388					AVRG		0.11369		8.00016
12 Chloroethane	0.13458	0.13651	0.12274	0.14122	0.14445	0.16203					
	0.14462	0.14351					AVRG		0.14121		7.88675
13 Trichlorofluoromethane	0.21005	0.22954	0.23162	0.24436	0.24033	0.26431					
	0.25356	0.26333					AVRG		0.24214		7.61317
14 Dichlorofluoromethane	+++++	+++++	0.36249	0.35856	0.29724	0.32095					
	0.31567	0.32383					AVRG		0.32979		7.75438
15 Acrolein	0.06896	0.08220	0.07179	0.06444	0.07282	0.07406					
	0.06832	0.07761					AVRG		0.07252		7.69587
16 Acetone	+++++	39404	66085	84966	174287	411729					
	1008098	2350992					QUAD	-0.03901	5.67746	-0.83365	0.99895
17 1,1-Dichloroethene	0.18404	0.16502	0.16836	0.16363	0.17710	0.18786					
	0.16356	0.17854					AVRG		0.17351		5.55482

Report Date : 09-Jun-2009 15:40

TestAmerica North Canton

INITIAL CALIBRATION DATA

Start Cal Date : 07-APR-2009 19:22
End Cal Date : 08-JUN-2009 23:25
Quant Method : ISTD
Target Version : 4.14
Integrator : HP RTE
Method file : \\cansvr11\dd\chem\MSV\a3ux8a.i\M90608A-IC.b\8260SUX8.m
Last Edit : 09-Jun-2009 15:10 latat

Compound	5.0000 Level 1 / 500.0000 Level 7	10.0000 Level 2 / 1000.0000 Level 8	25.0000 Level 3	50.0000 Level 4	100.0000 Level 5	250.0000 Level 6	Curve	Coefficients b	m1	m2	%RSD or R^2
18 Freon-113	0.14676	0.14040	0.12633	0.14619	0.14176	0.15574					
	0.13533	0.15177					AVRG		0.14304		6.51833
19 Iodomethane	0.30558	0.32528	0.32834	0.32693	0.34523	0.36265					
	0.31378	0.34142					AVRG		0.33115		5.48752
20 Carbon Disulfide	0.47735	0.50965	0.47477	0.51979	0.52494	0.56311					
	0.49451	0.54344					AVRG		0.51344		6.03007
21 Methylene Chloride	+++++	+++++	41907	69497	115447	292789					
	488833	1002156					WLINR	-0.07359	0.20853		0.99616
22 Acetonitrile	0.06703	0.06366	0.05514	0.05609	0.05784	0.06048					
	0.05011	0.05320					AVRG		0.05794		9.60178
23 Acrylonitrile	0.15206	0.13844	0.14418	0.13770	0.15608	0.15814					
	0.13439	0.15055					AVRG		0.14644		6.15728
24 Methyl tert-butyl ether	0.53853	0.62526	0.56671	0.58718	0.64283	0.67959					
	0.59129	0.66873					AVRG		0.61251		8.14111

Report Date : 09-Jun-2009 15:40

TestAmerica North Canton

INITIAL CALIBRATION DATA

Start Cal Date : 07-APR-2009 19:22
End Cal Date : 08-JUN-2009 23:25
Quant Method : ISTD
Target Version : 4.14
Integrator : HP RTE
Method file : \\cansvr11\dd\chem\MSV\a3ux8a.i\M90608A-IC.b\8260SUX8.m
Last Edit : 09-Jun-2009 15:10 latat

Compound	5.0000 Level 1	10.0000 Level 2	25.0000 Level 3	50.0000 Level 4	100.0000 Level 5	250.0000 Level 6	Curve	Coefficients b	m1	m2	%RSD or R^2
	500.0000 Level 7	1000.0000 Level 8									
25 trans-1,2-Dichloroethene	0.18921	0.20173	0.20970	0.20360	0.21960	0.22464					
	0.19847	0.22097					AVRG		0.20849		5.96698
26 Hexane	+++++	+++++	0.05008	0.04931	0.04617	0.04862					
	0.04644	0.05298					AVRG		0.04893		5.15381
27 Vinyl acetate	0.62502	0.69891	0.67787	0.71205	0.79556	0.81267					
	0.75399	0.91138					AVRG		0.74843		12.04832
28 1,1-Dichloroethane	0.42578	0.47387	0.45988	0.45765	0.48027	0.48461					
	0.43418	0.48286					AVRG		0.46239		4.85612
29 tert-Butyl Alcohol	0.02311	0.02860	0.02593	0.02750	0.03185	0.03358					
	0.02938	0.03267					AVRG		0.02908		12.27494
30 2-Butanone	0.26128	0.26644	0.23486	0.19729	0.21757	0.21436					
	0.22021	0.26791					AVRG		0.23499		11.52214
M 31 1,2-Dichloroethene (total)	0.20596	0.21627	0.22170	0.21758	0.23081	0.23817					
	0.21043	0.23395					AVRG		0.22186		5.18252

Report Date : 09-Jun-2009 15:40

TestAmerica North Canton

INITIAL CALIBRATION DATA

Start Cal Date : 07-APR-2009 19:22
End Cal Date : 08-JUN-2009 23:25
Quant Method : ISTD
Target Version : 4.14
Integrator : HP RTE
Method file : \\cansvr11\dd\chem\MSV\a3ux8a.i\M90608A-IC.b\8260SUX8.m
Last Edit : 09-Jun-2009 15:10 latat

Compound	5.0000 Level 1	10.0000 Level 2	25.0000 Level 3	50.0000 Level 4	100.0000 Level 5	250.0000 Level 6	Curve	Coefficients b	m1	m2	%RSD or R^2
	500.0000 Level 7	1000.0000 Level 8									
32 cis-1,2-dichloroethene	0.22270	0.23080	0.23369	0.23156	0.24203	0.25170					
	0.22240	0.24692					AVRG		0.23523		4.57671
33 2,2-Dichloropropane	0.15658	0.16869	0.17710	0.19845	0.20277	0.21609					
	0.19981	0.21846					AVRG		0.19224		11.66317
34 Bromochloromethane	0.13441	0.13334	0.13312	0.13117	0.13406	0.13696					
	0.11913	0.13167					AVRG		0.13173		4.09401
35 Chloroform	0.33933	0.35328	0.37330	0.36718	0.36980	0.37796					
	0.33541	0.38218					AVRG		0.36231		4.86372
36 Tetrahydrofuran	0.16204	0.16823	0.12512	0.12992	0.14675	0.14386					
	0.12390	0.14563					AVRG		0.14318		11.43445
37 1,1,1-Trichloroethane	0.31083	0.30003	0.30519	0.29502	0.30976	0.33362					
	0.29558	0.33170					AVRG		0.31022		4.84892
38 1,1-Dichloropropene	0.25465	0.24833	0.22977	0.24592	0.24663	0.25827					
	0.24013	0.27370					AVRG		0.24967		5.21921

Report Date : 09-Jun-2009 15:40

TestAmerica North Canton

INITIAL CALIBRATION DATA

Start Cal Date : 07-APR-2009 19:22
End Cal Date : 08-JUN-2009 23:25
Quant Method : ISTD
Target Version : 4.14
Integrator : HP RTE
Method file : \\cansvr11\dd\chem\MSV\a3ux8a.i\M90608A-IC.b\8260SUX8.m
Last Edit : 09-Jun-2009 15:10 latat

Compound	5.0000 Level 1	10.0000 Level 2	25.0000 Level 3	50.0000 Level 4	100.0000 Level 5	250.0000 Level 6	500.0000 Level 7	1000.0000 Level 8	Curve	Coefficients b	Coefficients m1	Coefficients m2	%RSD or R^2	
39 Carbon Tetrachloride	0.23364	0.26493	0.25478	0.28219	0.28425	0.30092	0.28591	0.32379	AVRG		0.27880		9.97504	
40 1,2-Dichloroethane	0.44674	0.44317	0.40327	0.40520	0.43199	0.42002	0.36907	0.44193	AVRG		0.42018		6.34094	
41 Benzene	0.72645	0.78956	0.78031	0.78560	0.80199	0.80098	0.72892	0.83139	AVRG		0.78065		4.63427	
42 Trichloroethene	0.23627	0.21016	0.23674	0.22995	0.23285	0.23375	0.21300	0.24454	AVRG		0.22966		5.20470	
43 1,2-Dichloropropane	0.20281	0.25033	0.22277	0.25848	0.25770	0.25907	0.22925	0.25901	AVRG		0.24243		8.86689	
44 1,4-Dioxane	0.00220	0.00240	0.00211	0.00222	0.00248	0.00257	0.00218	0.00239	AVRG		0.00232		7.08135	<-
45 Dibromomethane	0.12528	0.12567	0.12576	0.12029	0.13151	0.13370	0.11462	0.13101	AVRG		0.12598		4.99935	

Report Date : 09-Jun-2009 15:40

TestAmerica North Canton

INITIAL CALIBRATION DATA

Start Cal Date : 07-APR-2009 19:22
End Cal Date : 08-JUN-2009 23:25
Quant Method : ISTD
Target Version : 4.14
Integrator : HP RTE
Method file : \\cansvr11\dd\chem\MSV\a3ux8a.i\M90608A-IC.b\8260SUX8.m
Last Edit : 09-Jun-2009 15:10 latat

Compound	5.0000 Level 1 / 500.0000 Level 7	10.0000 Level 2 / 1000.0000 Level 8	25.0000 Level 3	50.0000 Level 4	100.0000 Level 5	250.0000 Level 6	Curve	Coefficients b	Coefficients m1	Coefficients m2	%RSD or R^2
46 Bromodichloromethane	0.21440	0.27140	0.23477	0.25000	0.25699	0.27453					
	0.24229	0.28465					AVRG		0.25363		9.14122
47 2-Chloroethyl vinyl ether	+++++	0.08467	0.09049	0.10729	0.12041	0.12382					
	0.10471	0.12314					AVRG		0.10779		14.64650
48 cis-1,3-Dichloropropene	0.26123	0.26238	0.26670	0.26864	0.29230	0.30670					
	0.27619	0.32757					AVRG		0.28271		8.50915
49 4-Methyl-2-pentanone	0.30271	0.37847	0.34437	0.39598	0.44258	0.46059					
	0.38817	0.45954					AVRG		0.39655		14.17327
50 Toluene	0.99402	1.06394	1.03395	1.07983	1.08462	1.11519					
	1.03785	1.18995					AVRG		1.07492		5.52483
51 trans-1,3-Dichloropropene	0.33055	0.29765	0.29771	0.32376	0.33879	0.35935					
	0.33923	0.40136					AVRG		0.33605		10.02920
52 Ethyl Methacrylate	+++++	0.26973	0.24080	0.28517	0.31876	0.33165					
	0.30115	0.34896					AVRG		0.29946		12.48774

Report Date : 09-Jun-2009 15:40

TestAmerica North Canton

INITIAL CALIBRATION DATA

Start Cal Date : 07-APR-2009 19:22
End Cal Date : 08-JUN-2009 23:25
Quant Method : ISTD
Target Version : 4.14
Integrator : HP RTE
Method file : \\cansvr11\dd\chem\MSV\a3ux8a.i\M90608A-IC.b\8260SUX8.m
Last Edit : 09-Jun-2009 15:10 latat

Compound	5.0000 Level 1	10.0000 Level 2	25.0000 Level 3	50.0000 Level 4	100.0000 Level 5	250.0000 Level 6	Curve	Coefficients b	m1	m2	%RSD or R^2
	500.0000 Level 7	1000.0000 Level 8									
53 1,1,2-Trichloroethane	0.23946	0.23670	0.24354	0.22505	0.24745	0.24330					
	0.21370	0.24736					AVRG		0.23707		5.01848
54 1,3-Dichloropropane	0.38131	0.35266	0.36194	0.37591	0.40001	0.38519					
	0.35426	0.40932					AVRG		0.37757		5.47784
55 Tetrachloroethene	0.20709	0.20684	0.19306	0.20259	0.22404	0.22191					
	0.20639	0.23593					AVRG		0.21223		6.53106
56 2-Hexanone	0.30561	0.34136	0.31811	0.36038	0.40466	0.39458					
	0.38306	0.46176					AVRG		0.37119		13.71315
57 Dibromochloromethane	0.21543	0.24325	0.25715	0.26135	0.29130	0.30148					
	0.27933	0.32326					AVRG		0.27157		12.66602
58 1,2-Dibromoethane	0.23697	0.24743	0.24103	0.24009	0.25982	0.25524					
	0.22622	0.26052					AVRG		0.24591		4.91198
59 Chlorobenzene	0.85024	0.78839	0.74212	0.79716	0.80625	0.80854					
	0.72956	0.83926					AVRG		0.79519		5.30266

Report Date : 09-Jun-2009 15:40

TestAmerica North Canton

INITIAL CALIBRATION DATA

Start Cal Date : 07-APR-2009 19:22
End Cal Date : 08-JUN-2009 23:25
Quant Method : ISTD
Target Version : 4.14
Integrator : HP RTE
Method file : \\cansvr11\dd\chem\MSV\a3ux8a.i\M90608A-IC.b\8260SUX8.m
Last Edit : 09-Jun-2009 15:10 latat

Compound	5.0000 Level 1	10.0000 Level 2	25.0000 Level 3	50.0000 Level 4	100.0000 Level 5	250.0000 Level 6	Curve	Coefficients b	m1	m2	%RSD or R^2
	500.0000 Level 7	1000.0000 Level 8									
60 1,1,1,2-Tetrachloroethane	0.24863	0.28600	0.26654	0.29035	0.30213	0.30826					
	0.29371	0.32640					AVRG		0.29025		8.33488
61 Ethylbenzene	0.38916	0.38385	0.40727	0.40706	0.43098	0.43382					
	0.40220	0.46051					AVRG		0.41435		6.18784
62 m + p-Xylene	0.46657	0.44789	0.48073	0.52260	0.54213	0.55021					
	0.51365	0.58245					AVRG		0.51328		8.89296
M 63 Xylenes (total)	0.45850	0.45679	0.48119	0.51480	0.54318	0.55277					
	0.51227	0.58008					AVRG		0.51245		8.76872
64 Xylene-o	0.44235	0.47457	0.48213	0.49919	0.54527	0.55788					
	0.50950	0.57534					AVRG		0.51078		8.91858
65 Styrene	0.63784	0.68754	0.76726	0.82994	0.86769	0.90403					
	0.82838	0.94676					AVRG		0.80868		13.05778
66 Bromoform	+++++	0.13708	0.15235	0.16031	0.17355	0.18494					
	0.16679	0.19678					AVRG		0.16740		11.95914

Report Date : 09-Jun-2009 15:40

TestAmerica North Canton

INITIAL CALIBRATION DATA

Start Cal Date : 07-APR-2009 19:22
End Cal Date : 08-JUN-2009 23:25
Quant Method : ISTD
Target Version : 4.14
Integrator : HP RTE
Method file : \\cansvr11\dd\chem\MSV\a3ux8a.i\M90608A-IC.b\8260SUX8.m
Last Edit : 09-Jun-2009 15:10 latat

Compound	5.0000 Level 1	10.0000 Level 2	25.0000 Level 3	50.0000 Level 4	100.0000 Level 5	250.0000 Level 6	Curve	Coefficients b	m1	m2	%RSD or R^2
	500.0000 Level 7	1000.0000 Level 8									
67 Isopropylbenzene	1.08986	1.19448	1.24448	1.30982	1.36520	1.43962					
	1.35444	1.54926					AVRG		1.31840		10.90179
68 1,1,2,2-Tetrachloroethane	0.46963	0.53841	0.50862	0.54762	0.58515	0.59458					
	0.51122	0.57919					AVRG		0.54180		8.06132
69 1,4-Dichloro-2-butene	0.28587	0.27568	0.29279	0.30833	0.34146	0.35499					
	0.32028	0.38120					AVRG		0.32008		11.47121
70 1,2,3-Trichloropropane	+++++	0.19731	0.18675	0.19046	0.20120	0.20258					
	0.18093	0.20190					AVRG		0.19445		4.37091
71 Bromobenzene	0.66137	0.63885	0.62079	0.64316	0.66939	0.66704					
	0.60412	0.67513					AVRG		0.64748		3.91813
72 n-Propylbenzene	+++++	0.59780	0.62677	0.67076	0.71029	0.74327					
	0.68537	0.75220					AVRG		0.68378		8.38771
73 2-Chlorotoluene	0.59402	0.50402	0.56574	0.64782	0.62925	0.66949					
	0.59652	0.66138					AVRG		0.60853		9.12618

Report Date : 09-Jun-2009 15:40

TestAmerica North Canton

INITIAL CALIBRATION DATA

Start Cal Date : 07-APR-2009 19:22
End Cal Date : 08-JUN-2009 23:25
Quant Method : ISTD
Target Version : 4.14
Integrator : HP RTE
Method file : \\cansvr11\dd\chem\MSV\a3ux8a.i\M90608A-IC.b\8260SUX8.m
Last Edit : 09-Jun-2009 15:10 latat

Compound	5.0000 Level 1	10.0000 Level 2	25.0000 Level 3	50.0000 Level 4	100.0000 Level 5	250.0000 Level 6	Curve	Coefficients b	m1	m2	%RSD or R^2
	500.0000 Level 7	1000.0000 Level 8									
74 1,3,5-Trimethylbenzene	1.69633	1.71368	1.88434	2.04402	2.13566	2.27198					
	2.08459	2.37227					AVRG		2.02536		12.12977
75 4-Chlorotoluene	0.52500	0.58842	0.60570	0.63931	0.67976	0.67038					
	0.60555	0.67116					AVRG		0.62316		8.46028
76 tert-Butylbenzene	1.55355	1.55532	1.59981	1.75918	1.85588	2.00953					
	1.87396	2.08553					AVRG		1.78659		11.48905
77 1,2,4-Trimethylbenzene	1.49524	1.79556	1.88503	2.09887	2.19978	2.33917					
	2.12917	2.41629					AVRG		2.04489		14.88308
78 sec-Butylbenzene	2.11763	2.14730	2.27495	2.44287	2.59711	2.80864					
	2.64455	3.02702					AVRG		2.50751		12.85569
79 4-Isopropyltoluene	+++++	1.65670	1.86357	2.07222	2.23591	2.42216					
	2.22418	2.57156					AVRG		2.14947		14.66403
80 1,3-Dichlorobenzene	1.19949	1.23435	1.13602	1.22520	1.26677	1.31284					
	1.16563	1.32590					AVRG		1.23328		5.41980

Report Date : 09-Jun-2009 15:40

TestAmerica North Canton

INITIAL CALIBRATION DATA

Start Cal Date : 07-APR-2009 19:22
End Cal Date : 08-JUN-2009 23:25
Quant Method : ISTD
Target Version : 4.14
Integrator : HP RTE
Method file : \\cansvr11\dd\chem\MSV\a3ux8a.i\M90608A-IC.b\8260SUX8.m
Last Edit : 09-Jun-2009 15:10 latat

Compound	5.0000 Level 1	10.0000 Level 2	25.0000 Level 3	50.0000 Level 4	100.0000 Level 5	250.0000 Level 6	Curve	Coefficients b	m1	m2	%RSD or R^2
	500.0000 Level 7	1000.0000 Level 8									
81 1,4-Dichlorobenzene	1.44713	1.40996	1.26206	1.30584	1.34024	1.33635					
	1.17385	1.35368					AVRG		1.32864		6.38555
82 n-Butylbenzene	1.44481	1.47265	1.50749	1.64409	1.77089	1.94256					
	1.78754	2.11623					AVRG		1.71078		13.98741
83 1,2-Dichlorobenzene	1.25245	1.22302	1.15276	1.14937	1.21052	1.23736					
	1.08034	1.24987					AVRG		1.19446		5.11608
84 1,2-Dibromo-3-chloropropane	+++++	0.13310	0.10052	0.10927	0.11726	0.13020					
	0.10742	0.13613					AVRG		0.11913		11.82388
85 1,2,4-Trichlorobenzene	0.74237	0.73253	0.64263	0.65826	0.66137	0.67928					
	0.58353	0.73170					AVRG		0.67896		8.03562
86 Hexachlorobutadiene	0.27379	0.27552	0.30114	0.30277	0.28796	0.31296					
	0.26246	0.33161					AVRG		0.29353		7.81278
87 Naphthalene	1.68530	1.77879	1.61853	1.75577	1.94727	2.03770					
	1.72082	2.17693					AVRG		1.84014		10.51632

Report Date : 09-Jun-2009 15:40

TestAmerica North Canton

INITIAL CALIBRATION DATA

Start Cal Date : 07-APR-2009 19:22
End Cal Date : 08-JUN-2009 23:25
Quant Method : ISTD
Target Version : 4.14
Integrator : HP RTE
Method file : \\cansvr11\dd\chem\MSV\a3ux8a.i\M90608A-IC.b\8260SUX8.m
Last Edit : 09-Jun-2009 15:10 latat

Compound	5.0000 Level 1	10.0000 Level 2	25.0000 Level 3	50.0000 Level 4	100.0000 Level 5	250.0000 Level 6	Curve	Coefficients b	m1	m2	%RSD or R^2	
	500.0000 Level 7	1000.0000 Level 8										
88 1,2,3-Trichlorobenzene	0.58373	0.63188	0.57064	0.60928	0.62572	0.62555						
	0.52322	0.64777					AVRG		0.60222		6.78324	
89 Ethyl Ether	+++++	+++++	0.33190	0.30181	0.26192	0.27927						
	0.28845	0.29747					AVRG		0.29347		8.04188	
90 Ethanol	+++++	+++++	+++++	+++++	+++++	+++++						
	+++++	+++++					AVRG		0.000e+000		0.000e+000	<-
91 3-Chloropropene	+++++	+++++	0.12620	0.12750	0.10487	0.11652						
	0.12138	0.12345					AVRG		0.11998		6.96823	
92 Isopropyl Ether	+++++	+++++	0.21652	0.21020	0.17912	0.19928						
	0.21055	0.21933					AVRG		0.20583		7.18672	
93 2-Chloro-1,3-butadiene	+++++	+++++	0.54588	0.52711	0.44805	0.48042						
	0.50412	0.51214					AVRG		0.50295		6.90696	
94 Propionitrile	+++++	+++++	0.05008	0.06382	0.04889	0.05070						
	0.05424	0.05645					AVRG		0.05403		10.30070	

Report Date : 09-Jun-2009 15:40

TestAmerica North Canton

INITIAL CALIBRATION DATA

Start Cal Date : 07-APR-2009 19:22
End Cal Date : 08-JUN-2009 23:25
Quant Method : ISTD
Target Version : 4.14
Integrator : HP RTE
Method file : \\cansvr11\dd\chem\MSV\a3ux8a.i\M90608A-IC.b\8260SUX8.m
Last Edit : 09-Jun-2009 15:10 latat

Compound	5.0000 Level 1	10.0000 Level 2	25.0000 Level 3	50.0000 Level 4	100.0000 Level 5	250.0000 Level 6	Curve	Coefficients b	m1	m2	%RSD or R^2
	500.0000 Level 7	1000.0000 Level 8									
95 Ethyl Acetate	+++++	+++++	0.40005	0.44079	0.33913	0.36101					
	0.38608	0.41142					AVRG		0.38975		9.30943
96 Methacrylonitrile	+++++	+++++	0.29046	0.30511	0.23789	0.25686					
	0.26354	0.27293					AVRG		0.27113		8.87775
97 Isobutanol	+++++	+++++	0.02139	0.02467	0.01887	0.01922					
	0.02104	0.02321					AVRG		0.02140		10.49314
98 Cyclohexane	0.44636	0.51304	0.48745	0.52178	0.55122	0.58603					
	0.52593	0.58607					AVRG		0.52724		9.02556
99 n-Butanol	+++++	+++++	0.01285	0.01664	0.01363	0.01507					
	0.01626	0.01807					AVRG		0.01542		12.68807
100 Methyl Methacrylate	+++++	+++++	0.40333	0.42515	0.31558	0.35691					
	0.37282	0.39795					AVRG		0.37862		10.31648
101 2-Nitropropane	+++++	+++++	0.08336	0.09074	0.07301	0.08204					
	0.09255	0.10132					AVRG		0.08717		11.27949

Report Date : 09-Jun-2009 15:40

TestAmerica North Canton

INITIAL CALIBRATION DATA

Start Cal Date : 07-APR-2009 19:22
End Cal Date : 08-JUN-2009 23:25
Quant Method : ISTD
Target Version : 4.14
Integrator : HP RTE
Method file : \\cansvr11\dd\chem\MSV\a3ux8a.i\M90608A-IC.b\8260SUX8.m
Last Edit : 09-Jun-2009 15:10 latat

Compound	5.0000 Level 1	10.0000 Level 2	25.0000 Level 3	50.0000 Level 4	100.0000 Level 5	250.0000 Level 6	Curve	Coefficients b	Coefficients m1	Coefficients m2	%RSD or R^2	
	500.0000 Level 7	1000.0000 Level 8										
102 Chloropicrin	+++++	+++++	+++++	+++++	+++++	+++++						
	+++++	+++++					AVRG		0.000e+000		0.000e+000	<-
103 Cyclohexanone	+++++	+++++	0.17209	0.23692	0.18246	0.17747						
	0.21335	0.23222					AVRG		0.20242		14.21341	
104 Pentachloroethane	+++++	+++++	+++++	+++++	+++++	+++++						
	+++++	+++++					AVRG		0.000e+000		0.000e+000	<-
105 Benzyl Chloride	+++++	+++++	+++++	+++++	+++++	+++++						
	+++++	+++++					AVRG		0.000e+000		0.000e+000	<-
134 Thiophene	+++++	+++++	+++++	+++++	+++++	+++++						
	+++++	+++++					AVRG		0.000e+000		0.000e+000	<-
135 Crotononitrile(1st Isomer)	+++++	+++++	+++++	+++++	+++++	+++++						
	+++++	+++++					AVRG		0.000e+000		0.000e+000	<-
136 Crotononitrile(2nd Isomer)	+++++	+++++	+++++	+++++	+++++	+++++						
	+++++	+++++					AVRG		0.000e+000		0.000e+000	<-

Report Date : 09-Jun-2009 15:40

TestAmerica North Canton

INITIAL CALIBRATION DATA

Start Cal Date : 07-APR-2009 19:22
End Cal Date : 08-JUN-2009 23:25
Quant Method : ISTD
Target Version : 4.14
Integrator : HP RTE
Method file : \\cansvr11\dd\chem\MSV\a3ux8a.i\M90608A-IC.b\8260SUX8.m
Last Edit : 09-Jun-2009 15:10 latat

Compound	5.0000 Level 1	10.0000 Level 2	25.0000 Level 3	50.0000 Level 4	100.0000 Level 5	250.0000 Level 6	Curve	Coefficients b	m1	m2	%RSD or R^2	
	500.0000 Level 7	1000.0000 Level 8										
M 137 Total Crotononitrile	+++++	+++++	+++++	+++++	+++++	+++++						
	+++++	+++++					AVRG		0.000e+000		0.000e+000	<-
138 Paraldehyde	+++++	+++++	+++++	+++++	+++++	+++++						
	+++++	+++++					AVRG		0.000e+000		0.000e+000	<-
139 3,3,5-Trimethylcyclohexanone	+++++	+++++	+++++	+++++	+++++	+++++						
	+++++	+++++					AVRG		0.000e+000		0.000e+000	<-
140 1-Chlorohexane	+++++	+++++	+++++	+++++	+++++	+++++						
	+++++	+++++					AVRG		0.000e+000		0.000e+000	<-
141 1,3,5-Trichlorobenzene	0.70843	0.77588	0.70702	0.73313	0.75120	0.77138						
	0.67352	0.82474					AVRG		0.74316		6.44311	
143 Methyl Acetate	0.32611	0.32875	0.31621	0.31448	0.35087	0.34178						
	0.29339	0.33311					AVRG		0.32559		5.46505	
144 Methylcyclohexane	0.33528	0.33514	0.32195	0.33045	0.34852	0.38565						
	0.34872	0.39154					AVRG		0.34966		7.33582	

Report Date : 09-Jun-2009 15:40

TestAmerica North Canton

INITIAL CALIBRATION DATA

Start Cal Date : 07-APR-2009 19:22
End Cal Date : 08-JUN-2009 23:25
Quant Method : ISTD
Target Version : 4.14
Integrator : HP RTE
Method file : \\cansvr11\dd\chem\MSV\a3ux8a.i\M90608A-IC.b\8260SUX8.m
Last Edit : 09-Jun-2009 15:10 latat

Compound	5.0000 Level 1	10.0000 Level 2	25.0000 Level 3	50.0000 Level 4	100.0000 Level 5	250.0000 Level 6	500.0000 Level 7	1000.0000 Level 8	Curve	Coefficients b	m1	m2	%RSD or R^2	
145 Dimethoxymethane	+++++	+++++	+++++	+++++	+++++	+++++	+++++	+++++	AVRG		0.000e+000		0.000e+000	<-
146 2-Methylnaphthalene	+++++	+++++	1.09639	1.17832	1.15417	1.10678	1.22664	1.27086	AVRG		1.17219		5.79690	
147 Ethyl Acrylate	+++++	+++++	+++++	+++++	+++++	+++++	+++++	+++++	AVRG		0.000e+000		0.000e+000	<-
148 n-Butyl Acrylate	+++++	+++++	+++++	+++++	+++++	+++++	+++++	+++++	AVRG		0.000e+000		0.000e+000	<-
149 1,2:3,4-Diepoxybutane	+++++	+++++	+++++	+++++	+++++	+++++	+++++	+++++	AVRG		0.000e+000		0.000e+000	<-
150 Bromoacetone	+++++	+++++	+++++	+++++	+++++	+++++	+++++	+++++	AVRG		0.000e+000		0.000e+000	<-
151 Allyl Alcohol	+++++	+++++	+++++	+++++	+++++	+++++	+++++	+++++	AVRG		0.000e+000		0.000e+000	<-

Report Date : 09-Jun-2009 15:40

TestAmerica North Canton

INITIAL CALIBRATION DATA

Start Cal Date : 07-APR-2009 19:22
End Cal Date : 08-JUN-2009 23:25
Quant Method : ISTD
Target Version : 4.14
Integrator : HP RTE
Method file : \\cansvr11\dd\chem\MSV\a3ux8a.i\M90608A-IC.b\8260SUX8.m
Last Edit : 09-Jun-2009 15:10 latat

Compound	5.0000 Level 1	10.0000 Level 2	25.0000 Level 3	50.0000 Level 4	100.0000 Level 5	250.0000 Level 6	500.0000 Level 7	1000.0000 Level 8	Curve	Coefficients b	Coefficients m1	Coefficients m2	%RSD or R^2	
152 Acenaphthylene	+++++	+++++	+++++	+++++	+++++	+++++	+++++	+++++	AVRG		0.000e+000		0.000e+000	<-
153 Vinyl Acetate-86	+++++	+++++	0.02997	0.03718	0.04132	0.04355	0.03982	0.04647	AVRG		0.03972		14.43261	
154 1,3-Butadiene	+++++	+++++	+++++	+++++	+++++	+++++	+++++	+++++	AVRG		0.000e+000		0.000e+000	<-
155 tert-Butyl Ethyl ether	+++++	+++++	1.05389	1.06833	0.88090	0.96853	1.02738	1.04879	AVRG		1.00797		7.08450	
156 tert-Amyl Methyl ether	+++++	+++++	0.60309	0.62138	0.51180	0.56553	0.60694	0.62923	AVRG		0.58966		7.46781	
157 1,2,3-Trimethylbenzene	+++++	+++++	2.54404	2.49220	2.11217	2.29815	2.45059	2.61506	AVRG		2.41870		7.60506	
$ 4 Dibromofluoromethane	0.20174	0.22259	0.21982	0.21211	0.21320	0.21369	0.19900	0.21054	AVRG		0.21159		3.80009	

Report Date : 09-Jun-2009 15:40

TestAmerica North Canton

INITIAL CALIBRATION DATA

Start Cal Date : 07-APR-2009 19:22
End Cal Date : 08-JUN-2009 23:25
Quant Method : ISTD
Target Version : 4.14
Integrator : HP RTE
Method file : \\cansvr11\dd\chem\MSV\a3ux8a.i\M90608A-IC.b\8260SUX8.m
Last Edit : 09-Jun-2009 15:10 latat

Compound	5.0000 Level 1	10.0000 Level 2	25.0000 Level 3	50.0000 Level 4	100.0000 Level 5	250.0000 Level 6	Curve	Coefficients b	m1	m2	%RSD or R^2
	500.0000 Level 7	1000.0000 Level 8									
$ 5 1,2-Dichloroethane-d4	0.33184	0.33755	0.31657	0.31832	0.29696	0.30550					
	0.28736	0.31164					AVRG		0.31322		5.35755
$ 6 Toluene-d8	0.82374	0.77223	0.73048	0.74171	0.74157	0.75529					
	0.73910	0.78733					AVRG		0.76143		4.13751
$ 7 Bromofluorobenzene	0.45285	0.43171	0.40234	0.39695	0.40366	0.39332					
	0.37018	0.39691					AVRG		0.40599		6.23340

5A

VOLATILE ORGANIC GC/MS TUNING AND MASS CALIBRATION - BROMOFLUOROBENZENE (BFB)

Lab Name: NORTH CANTON Contract:

Lab Code: TALCAN Case No.: SAS No.: SDG No.: 9F15107

Lab File ID: BFB8907 BFB Injection Date: 06/22/09

Instrument ID: A3UX8A BFB Injection Time: 1925

Matrix: (soil/water) SOIL Level: (low/med) LOW Column: (pack/cap) CAP

m/e	ION ABUNDANCE CRITERIA	% RELATIVE ABUNDANCE
50	15.0 - 40.0% of mass 95	28.7
75	30.0 - 60.0% of mass 95	43.7
95	Base Peak, 100% relative abundance	100.0
96	5.0 - 9.0% of mass 95	7.2
173	Less than 2.0% of mass 174	0.0 (0.0)1
174	50.0 - 100.0% of mass 95	79.6
175	5.0 - 9.0% of mass 174	6.1 (7.6)1
176	Greater than 95.0%, but less than 101.0% of mass 174	77.6 (97.6)1
177	5.0 - 9.0% of mass 176	4.9 (6.4)2

1-Value is % of mass 174 2-Value is % of mass 176

THIS TUNE APPLIES TO THE FOLLOWING SAMPLES, MS, MSD, BLANKS, AND STANDARDS:

	EPA SAMPLE NO.	LAB SAMPLE ID	LAB FILE ID	DATE ANALYZED	TIME ANALYZED
01	VSTD050	250NG-A9CC	UX87998	06/22/09	2028
02	VSTD050	250NG-CC	UX87999	06/22/09	2050
03	LFHDX-CHK	LFHDX1AC	UX88000	06/22/09	2111
04	LFHDX-CKDUP	LFHDX1AD	UX88001	06/22/09	2133
05	LFHDX-BLK	LFHDX1AA	UX88002	06/22/09	2154
06	ILSD-23	LEXN61AE	UX88010	06/23/09	0053
07	ILSD-24	LEXPD1AE	UX88011	06/23/09	0114
08	MHSD-2	LEXPN1AQ	UX88012	06/23/09	0136
09	MHSD-3	LEXPP1AU	UX88013	06/23/09	0158
10	MHSD-3	LEXPP1AV	UX88014	06/23/09	0219
11	MHSD-3	LEXPP1AW	UX88015	06/23/09	0241
12	MWSD-2D	LEXQQ1AH	UX88016	06/23/09	0302
13					
14					
15					
16					
17					
18					
19					
20					
21					
22					

Data File: \\cansvr11\dd\chem\MSV\a3ux8a.i\M90622A.b\UX87999.D
Report Date: 22-Jun-2009 21:09

TestAmerica North Canton

CONTINUING CALIBRATION COMPOUNDS

Instrument ID: a3ux8a.i Injection Date: 22-JUN-2009 20:50
Lab File ID: UX87999.D Init. Cal. Date(s): 07-APR-2009 08-JUN-2009
Analysis Type: SOIL Init. Cal. Times: 19:22 23:25
Lab Sample ID: 250NG-CC Quant Type: ISTD
Method: \\cansvr11\dd\chem\MSV\a3ux8a.i\M90622A.b\8260SUX8.m

COMPOUND	RRF / AMOUNT	RF250	CCAL RRF250	MIN RRF	%D / %DRIFT	MAX %D / %DRIFT	CURVE TYPE	
$ 4 Dibromofluoromethane	0.21159	0.18019	0.18019	0.010	14.83723	50.00000	Averaged	
$ 5 1,2-Dichloroethane-d4	0.31322	0.21604	0.21604	0.010	31.02646	50.00000	Averaged	
$ 6 Toluene-d8	0.76143	0.70035	0.70035	0.010	8.02233	50.00000	Averaged	
$ 7 Bromofluorobenzene	0.40599	0.32592	0.32592	0.010	19.72224	50.00000	Averaged	
8 Dichlorodifluoromethane	0.16888	0.12698	0.12698	0.010	24.81035	50.00000	Averaged	
9 Chloromethane	0.39805	0.33741	0.33741	0.100	15.23353	50.00000	Averaged	
10 Vinyl Chloride	0.29050	0.25003	0.25003	0.010	13.93104	20.00000	Averaged	
11 Bromomethane	0.11369	0.09924	0.09924	0.010	12.71175	50.00000	Averaged	
12 Chloroethane	0.14121	0.12346	0.12346	0.010	12.56774	50.00000	Averaged	
13 Trichlorofluoromethane	0.24214	0.21439	0.21439	0.010	11.46028	50.00000	Averaged	
15 Acrolein	0.07252	0.03756	0.03756	0.010	48.20754	50.00000	Averaged	
16 Acetone	500	271	0.10187	0.010	45.84469	0.000e+000	Quadratic	
17 1,1-Dichloroethene	0.17351	0.17369	0.17369	0.010	-0.09876	20.00000	Averaged	
18 Freon-113	0.14304	0.12449	0.12449	0.010	12.96403	50.00000	Averaged	
19 Iodomethane	0.33115	0.31321	0.31321	0.010	5.41718	50.00000	Averaged	
20 Carbon Disulfide	0.51344	0.49344	0.49344	0.010	3.89609	50.00000	Averaged	
21 Methylene Chloride	250	204	0.18576	0.010	18.27591	0.000e+000	Wt Linear	
22 Acetonitrile	0.05794	0.04263	0.04263	0.010	26.42814	50.00000	Averaged	
23 Acrylonitrile	0.14644	0.10896	0.10896	0.010	25.59275	50.00000	Averaged	
24 Methyl tert-butyl ether	0.61251	0.50272	0.50272	0.010	17.92493	50.00000	Averaged	
25 trans-1,2-Dichloroethene	0.20849	0.19455	0.19455	0.010	6.68362	50.00000	Averaged	
26 Hexane	0.04893	0.04769	0.04769	0.010	2.54444	20.00000	Averaged	
27 Vinyl acetate	0.74843	0.42314	0.42314	0.010	43.46334	50.00000	Averaged	
28 1,1-Dichloroethane	0.46239	0.39999	0.39999	0.100	13.49374	50.00000	Averaged	
29 tert-Butyl Alcohol	0.02908	0.02391	0.02391	0.010	17.76367	50.00000	Averaged	
30 2-Butanone	0.23499	0.15526	0.15526	0.010	33.92960	50.00000	Averaged	
M 31 1,2-Dichloroethene (total)	0.22186	0.20240	0.20240	0.010	8.77161	50.00000	Averaged	
32 cis-1,2-dichloroethene	0.23523	0.21024	0.21024	0.010	10.62242	50.00000	Averaged	
33 2,2-Dichloropropane	0.19224	0.16201	0.16201	0.010	15.72459	50.00000	Averaged	
34 Bromochloromethane	0.13173	0.11155	0.11155	0.010	15.32201	50.00000	Averaged	
35 Chloroform	0.36231	0.29390	0.29390	0.010	18.88137	20.00000	Averaged	
36 Tetrahydrofuran	0.14318	0.10248	0.10248	0.010	28.42668	50.00000	Averaged	
37 1,1,1-Trichloroethane	0.31022	0.26066	0.26066	0.010	15.97540	50.00000	Averaged	
38 1,1-Dichloropropene	0.24967	0.22460	0.22460	0.010	10.04406	50.00000	Averaged	
39 Carbon Tetrachloride	0.27880	0.23597	0.23597	0.010	15.36152	50.00000	Averaged	
40 1,2-Dichloroethane	0.42018	0.30226	0.30226	0.010	28.06411	50.00000	Averaged	
41 Benzene	0.78065	0.69368	0.69368	0.010	11.14052	50.00000	Averaged	
42 Trichloroethene	0.22966	0.22234	0.22234	0.010	3.18695	50.00000	Averaged	
43 1,2-Dichloropropane	0.24243	0.21494	0.21494	0.010	11.33753	20.00000	Averaged	
44 1,4-Dioxane	0.00232	0.00204	0.00204	0.010	11.96411	50.00000	Averaged	<-
45 Dibromomethane	0.12598	0.09962	0.09962	0.010	20.92258	50.00000	Averaged	
46 Bromodichloromethane	0.25363	0.21193	0.21193	0.010	16.44018	50.00000	Averaged	
47 2-Chloroethyl vinyl ether	0.10779	0.08553	0.08553	0.010	20.64777	50.00000	Averaged	

Data File: \\cansvr11\dd\chem\MSV\a3ux8a.i\M90622A.b\UX87999.D
Report Date: 22-Jun-2009 21:09

TestAmerica North Canton

CONTINUING CALIBRATION COMPOUNDS

Instrument ID: a3ux8a.i
Lab File ID: UX87999.D
Analysis Type: SOIL
Lab Sample ID: 250NG-CC
Method: \\cansvr11\dd\chem\MSV\a3ux8a.i\M90622A.b\8260SUX8.m

Injection Date: 22-JUN-2009 20:50
Init. Cal. Date(s): 07-APR-2009 08-JUN-2009
Init. Cal. Times: 19:22 23:25
Quant Type: ISTD

COMPOUND	RRF / AMOUNT	RF250	CCAL RRF250	MIN RRF	%D / %DRIFT	MAX %D / %DRIFT	CURVE TYPE
48 cis-1,3-Dichloropropene	0.28271	0.25553	0.25553	0.010	9.61393	50.00000	Averaged
49 4-Methyl-2-pentanone	0.39655	0.28409	0.28409	0.010	28.35867	50.00000	Averaged
50 Toluene	1.07492	0.96371	0.96371	0.010	10.34570	20.00000	Averaged
51 trans-1,3-Dichloropropene	0.33605	0.28315	0.28315	0.010	15.74269	50.00000	Averaged
52 Ethyl Methacrylate	0.29946	0.25279	0.25279	0.010	15.58475	50.00000	Averaged
53 1,1,2-Trichloroethane	0.23707	0.19097	0.19097	0.010	19.44797	50.00000	Averaged
54 1,3-Dichloropropane	0.37757	0.30980	0.30980	0.010	17.95032	50.00000	Averaged
55 Tetrachloroethene	0.21223	0.19889	0.19889	0.010	6.28875	50.00000	Averaged
56 2-Hexanone	0.37119	0.24721	0.24721	0.010	33.40137	50.00000	Averaged
57 Dibromochloromethane	0.27157	0.23218	0.23218	0.010	14.50433	50.00000	Averaged
58 1,2-Dibromoethane	0.24591	0.19797	0.19797	0.010	19.49507	50.00000	Averaged
59 Chlorobenzene	0.79519	0.67021	0.67021	0.300	15.71682	50.00000	Averaged
60 1,1,1,2-Tetrachloroethane	0.29025	0.25417	0.25417	0.010	12.43225	50.00000	Averaged
61 Ethylbenzene	0.41435	0.37306	0.37306	0.010	9.96716	20.00000	Averaged
62 m + p-Xylene	0.51328	0.46170	0.46170	0.010	10.04865	50.00000	Averaged
M 63 Xylenes (total)	0.51245	0.46036	0.46036	0.010	10.16345	50.00000	Averaged
64 Xylene-o	0.51078	0.45769	0.45769	0.010	10.39440	50.00000	Averaged
65 Styrene	0.80868	0.75551	0.75551	0.010	6.57496	50.00000	Averaged
66 Bromoform	0.16740	0.13861	0.13861	0.100	17.20104	50.00000	Averaged
67 Isopropylbenzene	1.31840	1.20637	1.20637	0.010	8.49707	50.00000	Averaged
68 1,1,2,2-Tetrachloroethane	0.54180	0.40242	0.40242	0.300	25.72578	50.00000	Averaged
69 1,4-Dichloro-2-butene	0.32008	0.23271	0.23271	0.010	27.29439	50.00000	Averaged
70 1,2,3-Trichloropropane	0.19445	0.13689	0.13689	0.010	29.60092	50.00000	Averaged
71 Bromobenzene	0.64748	0.52638	0.52638	0.010	18.70370	50.00000	Averaged
72 n-Propylbenzene	0.68378	0.60231	0.60231	0.010	11.91439	50.00000	Averaged
73 2-Chlorotoluene	0.60853	0.53053	0.53053	0.010	12.81788	50.00000	Averaged
74 1,3,5-Trimethylbenzene	2.02536	1.78379	1.78379	0.010	11.92744	50.00000	Averaged
75 4-Chlorotoluene	0.62316	0.52826	0.52826	0.010	15.22956	50.00000	Averaged
76 tert-Butylbenzene	1.78659	1.60281	1.60281	0.010	10.28663	50.00000	Averaged
77 1,2,4-Trimethylbenzene	2.04489	1.81064	1.81064	0.010	11.45530	50.00000	Averaged
78 sec-Butylbenzene	2.50751	2.23751	2.23751	0.010	10.76783	50.00000	Averaged
79 4-Isopropyltoluene	2.14947	1.92664	1.92664	0.010	10.36695	50.00000	Averaged
80 1,3-Dichlorobenzene	1.23328	1.02959	1.02959	0.010	16.51620	50.00000	Averaged
81 1,4-Dichlorobenzene	1.32864	1.04734	1.04734	0.010	21.17153	50.00000	Averaged
82 n-Butylbenzene	1.71078	1.51363	1.51363	0.010	11.52437	50.00000	Averaged
83 1,2-Dichlorobenzene	1.19446	0.96506	0.96506	0.010	19.20572	50.00000	Averaged
84 1,2-Dibromo-3-chloropropane	0.11913	0.08846	0.08846	0.010	25.74625	50.00000	Averaged
85 1,2,4-Trichlorobenzene	0.67896	0.56323	0.56323	0.010	17.04471	50.00000	Averaged
86 Hexachlorobutadiene	0.29353	0.25019	0.25019	0.010	14.76330	50.00000	Averaged
87 Naphthalene	1.84014	1.46065	1.46065	0.010	20.62252	50.00000	Averaged
88 1,2,3-Trichlorobenzene	0.60222	0.49313	0.49313	0.010	18.11553	50.00000	Averaged
98 Cyclohexane	0.52724	0.56520	0.56520	0.010	-7.20089	50.00000	Averaged
143 Methyl Acetate	0.32559	0.28288	0.28288	0.010	13.11558	50.00000	Averaged

Data File: \\cansvr11\dd\chem\MSV\a3ux8a.i\M90622A.b\UX87999.D
Report Date: 22-Jun-2009 21:09

TestAmerica North Canton

CONTINUING CALIBRATION COMPOUNDS

Instrument ID: a3ux8a.i Injection Date: 22-JUN-2009 20:50
Lab File ID: UX87999.D Init. Cal. Date(s): 07-APR-2009 08-JUN-2009
Analysis Type: SOIL Init. Cal. Times: 19:22 23:25
Lab Sample ID: 250NG-CC Quant Type: ISTD
Method: \\cansvr11\dd\chem\MSV\a3ux8a.i\M90622A.b\8260SUX8.m

COMPOUND	RRF / AMOUNT	RF250	CCAL RRF250	MIN RRF	%D / %DRIFT	MAX %D / %DRIFT	CURVE TYPE
144 Methylcyclohexane	0.34966	0.38063	0.38063	0.010	-8.85905	50.00000	Averaged
141 1,3,5-Trichlorobenzene	0.74316	0.66680	0.66680	0.010	10.27558	50.00000	Averaged
153 Vinyl Acetate-86	0.03972	0.02527	0.02527	0.010	36.36624	50.00000	Averaged

Data File: \\cansvr11\dd\chem\MSV\a3ux8a.i\M90622A.b\UX87998.D
Report Date: 22-Jun-2009 20:54

TestAmerica North Canton

CONTINUING CALIBRATION COMPOUNDS

Instrument ID: a3ux8a.i Injection Date: 22-JUN-2009 20:28
Lab File ID: UX87998.D Init. Cal. Date(s): 07-APR-2009 08-JUN-2009
Analysis Type: SOIL Init. Cal. Times: 19:22 23:25
Lab Sample ID: 250NG-A9CC Quant Type: ISTD
Method: \\cansvr11\dd\chem\MSV\a3ux8a.i\M90622A.b\8260SUX8.m

COMPOUND	RRF / AMOUNT	RF250	CCAL RRF250	MIN RRF	%D / %DRIFT	MAX %D / %DRIFT	CURVE TYPE	
14 Dichlorofluoromethane	0.32979	0.26461	0.26461	0.010	19.76402	50.00000	Averaged	
89 Ethyl Ether	0.29347	0.22833	0.22833	0.010	22.19798	50.00000	Averaged	
91 3-Chloropropene	0.11998	0.09258	0.09258	0.010	22.84002	50.00000	Averaged	
92 Isopropyl Ether	0.20583	0.17635	0.17635	0.010	14.32121	50.00000	Averaged	
93 2-Chloro-1,3-butadiene	0.50295	0.38342	0.38342	0.010	23.76723	50.00000	Averaged	
94 Propionitrile	0.05403	0.04085	0.04085	0.010	24.40225	50.00000	Averaged	
95 Ethyl Acetate	0.38975	0.26922	0.26922	0.010	30.92364	50.00000	Averaged	
96 Methacrylonitrile	0.27113	0.19914	0.19914	0.010	26.55333	50.00000	Averaged	
97 Isobutanol	0.02140	0.01328	0.01328	0.010	37.94320	50.00000	Averaged	
99 n-Butanol	0.01542	0.00897	0.00897	0.010	41.79750	50.00000	Averaged	<-
100 Methyl Methacrylate	0.37862	0.24853	0.24853	0.010	34.35960	50.00000	Averaged	
101 2-Nitropropane	0.08717	0.06082	0.06082	0.010	30.23305	50.00000	Averaged	
146 2-Methylnaphthalene	1.17219	0.64835	0.64835	0.010	44.68875	50.00000	Averaged	
103 Cyclohexanone	0.20242	0.14212	0.14212	0.010	29.78665	50.00000	Averaged	
155 tert-Butyl Ethyl ether	1.00797	0.74528	0.74528	0.010	26.06118	50.00000	Averaged	
156 tert-Amyl Methyl ether	0.58966	0.46324	0.46324	0.010	21.43897	50.00000	Averaged	
157 1,2,3-Trimethylbenzene	2.41870	1.76199	1.76199	0.010	27.15138	50.00000	Averaged	

5A

VOLATILE ORGANIC GC/MS TUNING AND MASS CALIBRATION - BROMOFLUOROBENZENE (BFB)

Lab Name: NORTH CANTON Contract:

Lab Code: TALCAN Case No.: SAS No.: SDG No.: 9F15107

Lab File ID: BFB8909 BFB Injection Date: 06/23/09

Instrument ID: A3UX8A BFB Injection Time: 1833

Matrix: (soil/water) SOIL Level: (low/med) LOW Column: (pack/cap) CAP

m/e	ION ABUNDANCE CRITERIA	% RELATIVE ABUNDANCE
50	15.0 - 40.0% of mass 95	30.6
75	30.0 - 60.0% of mass 95	44.1
95	Base Peak, 100% relative abundance	100.0
96	5.0 - 9.0% of mass 95	7.3
173	Less than 2.0% of mass 174	0.0 (0.0)1
174	50.0 - 100.0% of mass 95	89.9
175	5.0 - 9.0% of mass 174	6.9 (7.7)1
176	Greater than 95.0%, but less than 101.0% of mass 174	85.6 (95.2)1
177	5.0 - 9.0% of mass 176	5.3 (6.2)2

1-Value is % of mass 174 2-Value is % of mass 176

THIS TUNE APPLIES TO THE FOLLOWING SAMPLES, MS, MSD, BLANKS, AND STANDARDS:

	EPA SAMPLE NO.	LAB SAMPLE ID	LAB FILE ID	DATE ANALYZED	TIME ANALYZED
01	VSTD050	250NG-CC	UX88030	06/23/09	1916
02	VSTD050	250NG-A9CC	UX88031	06/23/09	1937
03	LFKD1-CHK	LFKD11AC	UX88032	06/23/09	1958
04	LFKD1-CKDUP	LFKD11AD	UX88033	06/23/09	2020
05	LFKD1-BLK	LFKD11AA	UX88034	06/23/09	2041
06	ILSD-17	LEXP71AH	UX88036	06/23/09	2124
07					
08					
09					
10					
11					
12					
13					
14					
15					
16					
17					
18					
19					
20					
21					
22					

Data File: \\cansvr11\dd\chem\MSV\a3ux8a.i\M90623A.b\UX88030.D
Report Date: 23-Jun-2009 20:07

TestAmerica North Canton

CONTINUING CALIBRATION COMPOUNDS

Instrument ID: a3ux8a.i Injection Date: 23-JUN-2009 19:16
Lab File ID: UX88030.D Init. Cal. Date(s): 07-APR-2009 08-JUN-2009
Analysis Type: SOIL Init. Cal. Times: 19:22 23:25
Lab Sample ID: 250NG-CC Quant Type: ISTD
Method: \\cansvr11\dd\chem\MSV\a3ux8a.i\M90623A.b\8260SUX8.m

COMPOUND	RRF / AMOUNT	RF250	CCAL RRF250	MIN RRF	%D / %DRIFT	MAX %D / %DRIFT	CURVE TYPE	
$ 4 Dibromofluoromethane	0.21159	0.19972	0.19972	0.010	5.60552	50.00000	Averaged	
$ 5 1,2-Dichloroethane-d4	0.31322	0.23518	0.23518	0.010	24.91333	50.00000	Averaged	
$ 6 Toluene-d8	0.76143	0.73696	0.73696	0.010	3.21357	50.00000	Averaged	
$ 7 Bromofluorobenzene	0.40599	0.35991	0.35991	0.010	11.34980	50.00000	Averaged	
8 Dichlorodifluoromethane	0.16888	0.13737	0.13737	0.010	18.66053	50.00000	Averaged	
9 Chloromethane	0.39805	0.39483	0.39483	0.100	0.80972	50.00000	Averaged	
10 Vinyl Chloride	0.29050	0.29285	0.29285	0.010	-0.80936	20.00000	Averaged	
11 Bromomethane	0.11369	0.11502	0.11502	0.010	-1.16774	50.00000	Averaged	
12 Chloroethane	0.14121	0.14547	0.14547	0.010	-3.01929	50.00000	Averaged	
13 Trichlorofluoromethane	0.24214	0.26487	0.26487	0.010	-9.38703	50.00000	Averaged	
15 Acrolein	0.07252	0.03908	0.03908	0.010	46.11671	50.00000	Averaged	
16 Acetone	500	295	0.11099	0.010	40.99240	0.000e+000	Quadratic	
17 1,1-Dichloroethene	0.17351	0.18991	0.18991	0.010	-9.44697	20.00000	Averaged	
18 Freon-113	0.14304	0.13621	0.13621	0.010	4.77325	50.00000	Averaged	
19 Iodomethane	0.33115	0.36160	0.36160	0.010	-9.19592	50.00000	Averaged	
20 Carbon Disulfide	0.51344	0.54991	0.54991	0.010	-7.10214	50.00000	Averaged	
21 Methylene Chloride	250	232	0.20882	0.010	7.22029	0.000e+000	Wt Linear	
22 Acetonitrile	0.05794	0.04776	0.04776	0.010	17.58141	50.00000	Averaged	
23 Acrylonitrile	0.14644	0.12069	0.12069	0.010	17.58233	50.00000	Averaged	
24 Methyl tert-butyl ether	0.61251	0.55935	0.55935	0.010	8.68016	50.00000	Averaged	
25 trans-1,2-Dichloroethene	0.20849	0.21309	0.21309	0.010	-2.20482	50.00000	Averaged	
26 Hexane	0.04893	0.04776	0.04776	0.010	2.40759	20.00000	Averaged	
27 Vinyl acetate	0.74843	0.28904	0.28904	0.010	61.38104	50.00000	Averaged	<-
28 1,1-Dichloroethane	0.46239	0.43171	0.43171	0.100	6.63452	50.00000	Averaged	
29 tert-Butyl Alcohol	0.02908	0.02404	0.02404	0.010	17.34396	50.00000	Averaged	
30 2-Butanone	0.23499	0.15294	0.15294	0.010	34.91859	50.00000	Averaged	
M 31 1,2-Dichloroethene (total)	0.22186	0.22328	0.22328	0.010	-0.64321	50.00000	Averaged	
32 cis-1,2-dichloroethene	0.23523	0.23348	0.23348	0.010	0.74089	50.00000	Averaged	
33 2,2-Dichloropropane	0.19224	0.19624	0.19624	0.010	-2.07778	50.00000	Averaged	
34 Bromochloromethane	0.13173	0.12506	0.12506	0.010	5.06222	50.00000	Averaged	
35 Chloroform	0.36231	0.32111	0.32111	0.010	11.37028	20.00000	Averaged	
36 Tetrahydrofuran	0.14318	0.10712	0.10712	0.010	25.18762	50.00000	Averaged	
37 1,1,1-Trichloroethane	0.31022	0.28474	0.28474	0.010	8.21314	50.00000	Averaged	
38 1,1-Dichloropropene	0.24967	0.23324	0.23324	0.010	6.58055	50.00000	Averaged	
39 Carbon Tetrachloride	0.27880	0.26067	0.26067	0.010	6.50358	50.00000	Averaged	
40 1,2-Dichloroethane	0.42018	0.31976	0.31976	0.010	23.89889	50.00000	Averaged	
41 Benzene	0.78065	0.72118	0.72118	0.010	7.61825	50.00000	Averaged	
42 Trichloroethene	0.22966	0.23367	0.23367	0.010	-1.74948	50.00000	Averaged	
43 1,2-Dichloropropane	0.24243	0.22382	0.22382	0.010	7.67570	20.00000	Averaged	
44 1,4-Dioxane	0.00232	0.00186	0.00186	0.010	19.63373	50.00000	Averaged	<-
45 Dibromomethane	0.12598	0.10266	0.10266	0.010	18.50831	50.00000	Averaged	
46 Bromodichloromethane	0.25363	0.22212	0.22212	0.010	12.42169	50.00000	Averaged	
47 2-Chloroethyl vinyl ether	0.10779	0.08454	0.08454	0.010	21.57264	50.00000	Averaged	

Data File: \\cansvr11\dd\chem\MSV\a3ux8a.i\M90623A.b\UX88030.D
Report Date: 23-Jun-2009 20:07

TestAmerica North Canton

CONTINUING CALIBRATION COMPOUNDS

Instrument ID: a3ux8a.i Injection Date: 23-JUN-2009 19:16
Lab File ID: UX88030.D Init. Cal. Date(s): 07-APR-2009 08-JUN-2009
Analysis Type: SOIL Init. Cal. Times: 19:22 23:25
Lab Sample ID: 250NG-CC Quant Type: ISTD
Method: \\cansvr11\dd\chem\MSV\a3ux8a.i\M90623A.b\8260SUX8.m

COMPOUND	RRF / AMOUNT	RF250	CCAL RRF250	MIN RRF	%D / %DRIFT	MAX %D / %DRIFT	CURVE TYPE
48 cis-1,3-Dichloropropene	0.28271	0.25696	0.25696	0.010	9.10976	50.00000	Averaged
49 4-Methyl-2-pentanone	0.39655	0.29675	0.29675	0.010	25.16722	50.00000	Averaged
50 Toluene	1.07492	0.98635	0.98635	0.010	8.23959	20.00000	Averaged
51 trans-1,3-Dichloropropene	0.33605	0.29324	0.29324	0.010	12.74080	50.00000	Averaged
52 Ethyl Methacrylate	0.29946	0.26236	0.26236	0.010	12.38935	50.00000	Averaged
53 1,1,2-Trichloroethane	0.23707	0.19509	0.19509	0.010	17.70829	50.00000	Averaged
54 1,3-Dichloropropane	0.37757	0.31889	0.31889	0.010	15.54317	50.00000	Averaged
55 Tetrachloroethene	0.21223	0.20641	0.20641	0.010	2.74186	50.00000	Averaged
56 2-Hexanone	0.37119	0.25163	0.25163	0.010	32.21035	50.00000	Averaged
57 Dibromochloromethane	0.27157	0.24088	0.24088	0.010	11.30161	50.00000	Averaged
58 1,2-Dibromoethane	0.24591	0.20232	0.20232	0.010	17.72922	50.00000	Averaged
59 Chlorobenzene	0.79519	0.70828	0.70828	0.300	10.92979	50.00000	Averaged
60 1,1,1,2-Tetrachloroethane	0.29025	0.27359	0.27359	0.010	5.74062	50.00000	Averaged
61 Ethylbenzene	0.41435	0.38044	0.38044	0.010	8.18420	20.00000	Averaged
62 m + p-Xylene	0.51328	0.48508	0.48508	0.010	5.49381	50.00000	Averaged
M 63 Xylenes (total)	0.51245	0.48415	0.48415	0.010	5.52185	50.00000	Averaged
64 Xylene-o	0.51078	0.48229	0.48229	0.010	5.57822	50.00000	Averaged
65 Styrene	0.80868	0.77588	0.77588	0.010	4.05662	50.00000	Averaged
66 Bromoform	0.16740	0.14794	0.14794	0.100	11.62753	50.00000	Averaged
67 Isopropylbenzene	1.31840	1.27435	1.27435	0.010	3.34111	50.00000	Averaged
68 1,1,2,2-Tetrachloroethane	0.54180	0.42030	0.42030	0.300	22.42627	50.00000	Averaged
69 1,4-Dichloro-2-butene	0.32008	0.24267	0.24267	0.010	24.18295	50.00000	Averaged
70 1,2,3-Trichloropropane	0.19445	0.15500	0.15500	0.010	20.28669	50.00000	Averaged
71 Bromobenzene	0.64748	0.55557	0.55557	0.010	14.19557	50.00000	Averaged
72 n-Propylbenzene	0.68378	0.61845	0.61845	0.010	9.55418	50.00000	Averaged
73 2-Chlorotoluene	0.60853	0.55728	0.55728	0.010	8.42214	50.00000	Averaged
74 1,3,5-Trimethylbenzene	2.02536	1.89729	1.89729	0.010	6.32307	50.00000	Averaged
75 4-Chlorotoluene	0.62316	0.58110	0.58110	0.010	6.75002	50.00000	Averaged
76 tert-Butylbenzene	1.78659	1.69955	1.69955	0.010	4.87228	50.00000	Averaged
77 1,2,4-Trimethylbenzene	2.04489	1.96574	1.96574	0.010	3.87047	50.00000	Averaged
78 sec-Butylbenzene	2.50751	2.37399	2.37399	0.010	5.32475	50.00000	Averaged
79 4-Isopropyltoluene	2.14947	2.03807	2.03807	0.010	5.18279	50.00000	Averaged
80 1,3-Dichlorobenzene	1.23328	1.10352	1.10352	0.010	10.52113	50.00000	Averaged
81 1,4-Dichlorobenzene	1.32864	1.13793	1.13793	0.010	14.35348	50.00000	Averaged
82 n-Butylbenzene	1.71078	1.60989	1.60989	0.010	5.89753	50.00000	Averaged
83 1,2-Dichlorobenzene	1.19446	1.05288	1.05288	0.010	11.85284	50.00000	Averaged
84 1,2-Dibromo-3-chloropropane	0.11913	0.09513	0.09513	0.010	20.14892	50.00000	Averaged
85 1,2,4-Trichlorobenzene	0.67896	0.57009	0.57009	0.010	16.03489	50.00000	Averaged
86 Hexachlorobutadiene	0.29353	0.24593	0.24593	0.010	16.21533	50.00000	Averaged
87 Naphthalene	1.84014	1.48080	1.48080	0.010	19.52762	50.00000	Averaged
88 1,2,3-Trichlorobenzene	0.60222	0.50018	0.50018	0.010	16.94507	50.00000	Averaged
98 Cyclohexane	0.52724	0.61242	0.61242	0.010	-16.15724	50.00000	Averaged
143 Methyl Acetate	0.32559	0.30596	0.30596	0.010	6.02723	50.00000	Averaged

Data File: \\cansvr11\dd\chem\MSV\a3ux8a.i\M90623A.b\UX88030.D
Report Date: 23-Jun-2009 20:07

TestAmerica North Canton

CONTINUING CALIBRATION COMPOUNDS

Instrument ID: a3ux8a.i Injection Date: 23-JUN-2009 19:16
Lab File ID: UX88030.D Init. Cal. Date(s): 07-APR-2009 08-JUN-2009
Analysis Type: SOIL Init. Cal. Times: 19:22 23:25
Lab Sample ID: 250NG-CC Quant Type: ISTD
Method: \\cansvr11\dd\chem\MSV\a3ux8a.i\M90623A.b\8260SUX8.m

COMPOUND	RRF / AMOUNT	RF250	CCAL RRF250	MIN RRF	%D / %DRIFT	MAX %D / %DRIFT	CURVE TYPE	
144 Methylcyclohexane	0.34966	0.40816	0.40816	0.010	-16.73305	50.00000	Averaged	
141 1,3,5-Trichlorobenzene	0.74316	0.68029	0.68029	0.010	8.76002	50.00000	Averaged	
153 Vinyl Acetate-86	0.03972	0.01598	0.01598	0.010	59.76102	50.00000	Averaged	<-

Data File: \\cansvr11\dd\chem\MSV\a3ux8a.i\M90623A.b\UX88031.D
Report Date: 23-Jun-2009 20:05

TestAmerica North Canton

CONTINUING CALIBRATION COMPOUNDS

Instrument ID: a3ux8a.i Injection Date: 23-JUN-2009 19:37
Lab File ID: UX88031.D Init. Cal. Date(s): 07-APR-2009 08-JUN-2009
Analysis Type: SOIL Init. Cal. Times: 19:22 23:25
Lab Sample ID: 250NG-A9CC Quant Type: ISTD
Method: \\cansvr11\dd\chem\MSV\a3ux8a.i\M90623A.b\8260SUX8.m

COMPOUND	RRF / AMOUNT	RF250	CCAL RRF250	MIN RRF	%D / %DRIFT	MAX %D / %DRIFT	CURVE TYPE
14 Dichlorofluoromethane	0.32979	0.32170	0.32170	0.010	2.45207	50.00000	Averaged
89 Ethyl Ether	0.29347	0.26892	0.26892	0.010	8.36442	50.00000	Averaged
91 3-Chloropropene	0.11998	0.10984	0.10984	0.010	8.45844	50.00000	Averaged
92 Isopropyl Ether	0.20583	0.21246	0.21246	0.010	-3.22121	50.00000	Averaged
93 2-Chloro-1,3-butadiene	0.50295	0.44774	0.44774	0.010	10.97880	50.00000	Averaged
94 Propionitrile	0.05403	0.04866	0.04866	0.010	9.94444	50.00000	Averaged
95 Ethyl Acetate	0.38975	0.31407	0.31407	0.010	19.41817	50.00000	Averaged
96 Methacrylonitrile	0.27113	0.23134	0.23134	0.010	14.67469	50.00000	Averaged
97 Isobutanol	0.02140	0.01476	0.01476	0.010	31.02855	50.00000	Averaged
99 n-Butanol	0.01542	0.01011	0.01011	0.010	34.44241	50.00000	Averaged
100 Methyl Methacrylate	0.37862	0.30860	0.30860	0.010	18.49456	50.00000	Averaged
101 2-Nitropropane	0.08717	0.07121	0.07121	0.010	18.31042	50.00000	Averaged
146 2-Methylnaphthalene	1.17219	0.71717	0.71717	0.010	38.81841	50.00000	Averaged
103 Cyclohexanone	0.20242	0.17489	0.17489	0.010	13.59960	50.00000	Averaged
155 tert-Butyl Ethyl ether	1.00797	0.91690	0.91690	0.010	9.03519	50.00000	Averaged
156 tert-Amyl Methyl ether	0.58966	0.55517	0.55517	0.010	5.84997	50.00000	Averaged
157 1,2,3-Trimethylbenzene	2.41870	2.16154	2.16154	0.010	10.63205	50.00000	Averaged

5A
VOLATILE ORGANIC GC/MS TUNING AND MASS CALIBRATION - BROMOFLUOROBENZENE (BFB)

Lab Name: NORTH CANTON Contract:

Lab Code: TALCAN Case No.: SAS No.: SDG No.: 9F15107

Lab File ID: BFB082 BFB Injection Date: 06/16/09

Instrument ID: A3UX11 BFB Injection Time: 1149

Matrix: (soil/water) WATER Level: (low/med) LOW Column: (pack/cap) CAP

m/e	ION ABUNDANCE CRITERIA	% RELATIVE ABUNDANCE
50	15.0 - 40.0% of mass 95	20.4
75	30.0 - 60.0% of mass 95	48.7
95	Base Peak, 100% relative abundance	100.0
96	5.0 - 9.0% of mass 95	5.9
173	Less than 2.0% of mass 174	0.4 (0.5)1
174	50.0 - 100.0% of mass 95	79.3
175	5.0 - 9.0% of mass 174	5.6 (7.0)1
176	Greater than 95.0%, but less than 101.0% of mass 174	78.2 (98.6)1
177	5.0 - 9.0% of mass 176	4.7 (6.0)2

1-Value is % of mass 174 2-Value is % of mass 176

THIS TUNE APPLIES TO THE FOLLOWING SAMPLES, MS, MSD, BLANKS, AND STANDARDS:

	EPA SAMPLE NO.	LAB SAMPLE ID	LAB FILE ID	DATE ANALYZED	TIME ANALYZED
01	VSTD040	200NG-A9IC	UXJ2211	06/16/09	1505
02	VSTD020	100NG-A9IC	UXJ2212	06/16/09	1648
03	VSTD010	50NG-A9IC	UXJ2213	06/16/09	1713
04	VSTD005	25NG-A9IC	UXJ2214	06/16/09	1738
05	VSTD002	10NG-A9IC	UXJ2215	06/16/09	1803
06	VSTD001	5NG-A9IC	UXJ2216	06/16/09	1828
07					
08					
09					
10					
11					
12					
13					
14					
15					
16					
17					
18					
19					
20					
21					
22					

5A
VOLATILE ORGANIC GC/MS TUNING AND MASS CALIBRATION - BROMOFLUOROBENZENE (BFB)

Lab Name: NORTH CANTON Contract:

Lab Code: TALCAN Case No.: SAS No.: SDG No.: 9F15107

Lab File ID: BFB089 BFB Injection Date: 06/22/09

Instrument ID: A3UX11 BFB Injection Time: 0950

Matrix: (soil/water) WATER Level: (low/med) LOW Column: (pack/cap) CAP

m/e	ION ABUNDANCE CRITERIA	% RELATIVE ABUNDANCE
50	15.0 - 40.0% of mass 95	19.3
75	30.0 - 60.0% of mass 95	50.5
95	Base Peak, 100% relative abundance	100.0
96	5.0 - 9.0% of mass 95	6.0
173	Less than 2.0% of mass 174	0.3 (0.4)1
174	50.0 - 100.0% of mass 95	78.1
175	5.0 - 9.0% of mass 174	6.0 (7.7)1
176	Greater than 95.0%, but less than 101.0% of mass 174	75.8 (97.0)1
177	5.0 - 9.0% of mass 176	5.6 (7.4)2

1-Value is % of mass 174 2-Value is % of mass 176

THIS TUNE APPLIES TO THE FOLLOWING SAMPLES, MS, MSD, BLANKS, AND STANDARDS:

	EPA SAMPLE NO.	LAB SAMPLE ID	LAB FILE ID	DATE ANALYZED	TIME ANALYZED
01	VSTD040	200NG-IC	UXJ2404	06/22/09	1123
02	VSTD020	100NG-IC	UXJ2405	06/22/09	1146
03	VSTD010	50NG-IC	UXJ2406	06/22/09	1210
04	VSTD005	25NG-IC	UXJ2407	06/22/09	1234
05	VSTD002	10NG-IC	UXJ2408	06/22/09	1258
06	VSTD001	5NG-IC	UXJ2409	06/22/09	1321
07					
08					
09					
10					
11					
12					
13					
14					
15					
16					
17					
18					
19					
20					
21					
22					

Report Date : 23-Jun-2009 09:41

TestAmerica North Canton

INITIAL CALIBRATION DATA

Start Cal Date : 09-JUN-2009 12:04
End Cal Date : 22-JUN-2009 13:21
Quant Method : ISTD
Target Version : 4.14
Integrator : HP RTE
Method file : \\cansvr11\dd\chem\MSV\a3ux11.i\J90622A-IC.b\8260LLUX11.m
Last Edit : 23-Jun-2009 09:32 a3ux11.i

Calibration File Names:
Level 1: \\cansvr11\dd\chem\MSV\a3ux11.i\J90616A-IC.b\UXJ2216.D
Level 2: \\cansvr11\dd\chem\MSV\a3ux11.i\J90616A-IC.b\UXJ2215.D
Level 3: \\cansvr11\dd\chem\MSV\a3ux11.i\J90616A-IC.b\UXJ2214.D
Level 4: \\cansvr11\dd\chem\MSV\a3ux11.i\J90616A-IC.b\UXJ2213.D
Level 5: \\cansvr11\dd\chem\MSV\a3ux11.i\J90616A-IC.b\UXJ2212.D
Level 6: \\cansvr11\dd\chem\MSV\a3ux11.i\J90616A-IC.b\UXJ2211.D

	5.0000	10.0000	25.0000	50.0000	100.0000	200.0000		Coefficients			%RSD
Compound	Level 1	Level 2	Level 3	Level 4	Level 5	Level 6	Curve	b	m1	m2	or R^2
8 Dichlorodifluoromethane	0.39903	0.37234	0.40163	0.37217	0.36603	0.40753	AVRG		0.38646		4.70500
9 Chloromethane	0.73430	0.70297	0.65286	0.63886	0.61072	0.61624	AVRG		0.65933		7.49343
10 Vinyl Chloride	0.54230	0.50803	0.49195	0.48286	0.48066	0.50145	AVRG		0.50121		4.53190
11 Bromomethane	0.24544	0.20432	0.20579	0.19356	0.20548	0.21577	AVRG		0.21173		8.48018
12 Chloroethane	0.32156	0.27280	0.28885	0.27143	0.27963	0.28671	AVRG		0.28683		6.42064
13 Trichlorofluoromethane	0.54667	0.56710	0.55669	0.54925	0.55731	0.61417	AVRG		0.56520		4.42967
14 Dichlorofluoromethane	0.53634	0.51776	0.46800	0.47538	0.48661	0.50485	AVRG		0.49816		5.27116
15 Acrolein	0.09536	0.09510	0.08887	0.08863	0.09052	0.09545	AVRG		0.09232		3.61048
16 Acetone	73815	116804	258070	469636	930237	1984021	WLINR	-0.16724	0.17146		0.99984
17 1,1-Dichloroethene	0.42232	0.37915	0.39427	0.38738	0.38977	0.40536	AVRG		0.39637		3.87477
18 Freon-113	0.26066	0.24797	0.26110	0.24481	0.26080	0.27155	AVRG		0.25782		3.81020
19 Iodomethane	0.53998	0.49455	0.49298	0.48727	0.48087	0.49479	AVRG		0.49841		4.22502
20 Carbon Disulfide	0.90762	0.88438	0.94918	0.95229	1.03301	1.08720	AVRG		0.96895		7.94970
21 Methylene Chloride	71399	127661	291045	557512	1102907	2408043	WLINR	-0.04742	0.41818		0.99984

Report Date : 23-Jun-2009 09:41

TestAmerica North Canton

INITIAL CALIBRATION DATA

Start Cal Date : 09-JUN-2009 12:04
End Cal Date : 22-JUN-2009 13:21
Quant Method : ISTD
Target Version : 4.14
Integrator : HP RTE
Method file : \\cansvr11\dd\chem\MSV\a3ux11.i\J90622A-IC.b\8260LLUX11.m
Last Edit : 23-Jun-2009 09:32 a3ux11.i

	Compound	5.0000 Level 1	10.0000 Level 2	25.0000 Level 3	50.0000 Level 4	100.0000 Level 5	200.0000 Level 6	Curve	Coefficients b	Coefficients m1	Coefficients m2	%RSD or R^2
	22 Acetonitrile	0.08772	0.08272	0.07338	0.07605	0.07621	0.07734	AVRG		0.07890		6.72208
	23 Acrylonitrile	0.22413	0.21050	0.21124	0.21626	0.21581	0.22427	AVRG		0.21704		2.77413
	24 Methyl tert-butyl ether	1.36481	1.24342	1.31141	1.30014	1.31221	1.40041	AVRG		1.32207		4.12088
	25 trans-1,2-Dichloroethene	0.52434	0.50364	0.51212	0.49394	0.50686	0.52751	AVRG		0.51140		2.49352
	26 Hexane	0.08830	0.08030	0.08367	0.08394	0.08188	0.08850	AVRG		0.08443		3.96052
	27 Vinyl acetate	0.65493	0.67839	0.71056	0.75608	0.80306	0.87729	AVRG		0.74672		11.15829
	28 1,1-Dichloroethane	0.86330	0.79239	0.81868	0.79860	0.81176	0.84484	AVRG		0.82159		3.34068
	29 tert-Butyl Alcohol	0.03851	0.03677	0.03742	0.03946	0.03912	0.03951	AVRG		0.03847		2.96555
	30 2-Butanone	0.23854	0.23131	0.21996	0.22220	0.22790	0.23079	AVRG		0.22845		2.94862
M	31 1,2-Dichloroethene (total)	0.49432	0.45953	0.48231	0.46033	0.47854	0.48715	AVRG		0.47703		2.98915
	32 cis-1,2-dichloroethene	0.46430	0.41541	0.45250	0.42673	0.45022	0.44679	AVRG		0.44266		4.08601
	33 2,2-Dichloropropane	0.26795	0.28338	0.28131	0.29507	0.30559	0.31708	AVRG		0.29173		6.11233
	34 Bromochloromethane	0.19456	0.20842	0.21047	0.19738	0.20003	0.20105	AVRG		0.20198		3.08807
	35 Chloroform	0.74059	0.67199	0.68402	0.68016	0.69851	0.69600	AVRG		0.69521		3.50104
	36 Tetrahydrofuran	0.16411	0.15128	0.15532	0.13759	0.14548	0.14359	AVRG		0.14956		6.29612
	37 1,1,1-Trichloroethane	0.43436	0.40189	0.46560	0.45776	0.47582	0.47898	AVRG		0.45240		6.50838
	38 1,1-Dichloropropene	0.50500	0.52710	0.56774	0.54698	0.56106	0.57695	AVRG		0.54747		4.95761
	39 Carbon Tetrachloride	0.34010	0.33953	0.35448	0.35664	0.39524	0.41046	AVRG		0.36608		8.12443
	40 1,2-Dichloroethane	0.52082	0.50348	0.52609	0.51765	0.52573	0.53667	AVRG		0.52174		2.11539
	41 Benzene	1.84318	1.81925	1.83855	1.74007	1.81295	1.88704	AVRG		1.82351		2.65745
	42 Trichloroethene	0.38404	0.37949	0.38738	0.37418	0.38505	0.38387	AVRG		0.38234		1.24179
	43 1,2-Dichloropropane	0.43992	0.41203	0.42892	0.41292	0.42771	0.42966	AVRG		0.42519		2.53541

Report Date : 23-Jun-2009 09:41

TestAmerica North Canton

INITIAL CALIBRATION DATA

Start Cal Date : 09-JUN-2009 12:04
End Cal Date : 22-JUN-2009 13:21
Quant Method : ISTD
Target Version : 4.14
Integrator : HP RTE
Method file : \\cansvr11\dd\chem\MSV\a3ux11.i\J90622A-IC.b\8260LLUX11.m
Last Edit : 23-Jun-2009 09:32 a3ux11.i

	Compound	5.0000 Level 1	10.0000 Level 2	25.0000 Level 3	50.0000 Level 4	100.0000 Level 5	200.0000 Level 6	Curve	Coefficients b	Coefficients m1	Coefficients m2	%RSD or R^2	
	44 1,4-Dioxane	0.00323	0.00295	0.00305	0.00314	0.00357	0.00331	AVRG		0.00321		6.82094	<-
	45 Dibromomethane	0.21269	0.20812	0.21912	0.21240	0.22138	0.21464	AVRG		0.21472		2.25104	
	46 Bromodichloromethane	0.33442	0.34170	0.38343	0.39897	0.43777	0.45317	AVRG		0.39158		12.40736	
	47 2-Chloroethyl vinyl ether	0.13150	0.13949	0.14775	0.15301	0.16282	0.17050	AVRG		0.15085		9.59363	
	48 cis-1,3-Dichloropropene	36854	85563	276535	610674	1440014	3334183	WLINR	0.06920	0.57910		0.99508	
	49 4-Methyl-2-pentanone	0.31432	0.33709	0.35747	0.36165	0.38817	0.39479	AVRG		0.35891		8.46708	
	50 Toluene	2.69282	2.59949	2.63202	2.55520	2.67770	2.88805	AVRG		2.67421		4.34835	
	51 trans-1,3-Dichloropropene	21182	59223	199888	482134	1175630	2739921	WLINR	0.09073	0.77556		0.99104	
	52 Ethyl Methacrylate	0.64450	0.63037	0.75385	0.75919	0.84732	0.87413	AVRG		0.75156		13.35960	
	53 1,1,2-Trichloroethane	0.50783	0.52479	0.52293	0.48109	0.49615	0.51085	AVRG		0.50727		3.26818	
	54 1,3-Dichloropropane	1.03316	0.92814	0.95211	0.92041	0.96778	0.99018	AVRG		0.96530		4.34583	
	55 Tetrachloroethene	0.40752	0.41485	0.43271	0.39592	0.40345	0.41731	AVRG		0.41196		3.10321	
	56 2-Hexanone	0.33102	0.34284	0.35347	0.36911	0.39295	0.41164	AVRG		0.36684		8.38617	
	57 Dibromochloromethane	15072	34920	121277	284403	705236	1656497	QUAD	0.08919	2.49241	-0.24318	0.99934	
	58 1,2-Dibromoethane	0.43654	0.42987	0.46030	0.45142	0.47094	0.48070	AVRG		0.45496		4.31594	
	59 Chlorobenzene	1.57310	1.37610	1.47359	1.38637	1.46596	1.51213	AVRG		1.46454		5.11566	
	60 1,1,1,2-Tetrachloroethane	0.38152	0.39481	0.41114	0.42646	0.46295	0.48073	AVRG		0.42627		9.10482	
	61 Ethylbenzene	0.77835	0.78486	0.76644	0.76383	0.79269	0.81070	AVRG		0.78281		2.23287	
	62 m + p-Xylene	0.88595	0.91177	0.93821	0.91782	0.97780	1.04897	AVRG		0.94675		6.20289	
M	63 Xylenes (total)	0.87093	0.89221	0.92590	0.90183	0.95948	1.01276	AVRG		0.92719		5.58279	
	64 Xylene-o	0.84091	0.85311	0.90128	0.86987	0.92283	0.94034	AVRG		0.88806		4.47384	
	65 Styrene	1.35334	1.35696	1.50329	1.49927	1.59936	1.70009	AVRG		1.50205		9.02423	

Report Date : 23-Jun-2009 09:41

TestAmerica North Canton

INITIAL CALIBRATION DATA

Start Cal Date : 09-JUN-2009 12:04
End Cal Date : 22-JUN-2009 13:21
Quant Method : ISTD
Target Version : 4.14
Integrator : HP RTE
Method file : \\cansvr11\dd\chem\MSV\a3ux11.i\J90622A-IC.b\8260LLUX11.m
Last Edit : 23-Jun-2009 09:32 a3ux11.i

Compound	5.0000 Level 1	10.0000 Level 2	25.0000 Level 3	50.0000 Level 4	100.0000 Level 5	200.0000 Level 6	Curve	Coefficients b	Coefficients m1	Coefficients m2	%RSD or R^2	
66 Bromoform	4822	10074	45832	113941	321906	831099	QUAD	0.13757	5.57359	-1.64490	0.99807	<-
67 Isopropylbenzene	1.87367	1.78916	1.98438	1.93253	2.07491	2.15671	AVRG		1.96856		6.79436	
68 1,1,2,2-Tetrachloroethane	1.50029	1.42452	1.48820	1.44505	1.43529	1.49661	AVRG		1.46499		2.30520	
69 1,4-Dichloro-2-butene	373	1894	12830	33268	108501	362355	QUAD	0.18268	6.36095	-2.65236	0.99697	
70 1,2,3-Trichloropropane	0.38129	0.42054	0.42562	0.43065	0.43383	0.42070	AVRG		0.41877		4.56404	
71 Bromobenzene	1.18253	1.22523	1.39233	1.29609	1.31683	1.38902	AVRG		1.30034		6.53799	
72 n-Propylbenzene	1.20801	1.18179	1.37266	1.27259	1.30798	1.39472	AVRG		1.28962		6.65736	
73 2-Chlorotoluene	1.21494	1.12352	1.25624	1.18128	1.19579	1.25318	AVRG		1.20416		4.12364	
74 1,3,5-Trimethylbenzene	3.48286	3.23288	3.74031	3.59625	3.66130	3.91377	AVRG		3.60456		6.45015	
75 4-Chlorotoluene	1.18939	1.18580	1.20729	1.22853	1.20894	1.27240	AVRG		1.21539		2.62292	
76 tert-Butylbenzene	2.57031	2.62357	2.89197	2.85827	2.90633	3.01372	AVRG		2.81069		6.20406	
77 1,2,4-Trimethylbenzene	3.19169	3.22537	3.67797	3.54331	3.65024	3.79973	AVRG		3.51472		7.14287	
78 sec-Butylbenzene	3.36376	3.26870	3.82701	3.62936	3.79670	3.87259	AVRG		3.62635		7.04991	
79 4-Isopropyltoluene	2.66416	2.67530	2.93905	2.84844	2.96290	2.98726	AVRG		2.84619		5.07901	
80 1,3-Dichlorobenzene	1.87449	1.85185	1.96319	1.84761	1.85532	1.88922	AVRG		1.88028		2.31649	
81 1,4-Dichlorobenzene	2.17769	1.93817	2.03793	1.88520	1.91793	1.89297	AVRG		1.97498		5.74856	
82 n-Butylbenzene	2.13236	1.97979	2.25337	2.15270	2.22324	2.23269	AVRG		2.16236		4.68252	
83 1,2-Dichlorobenzene	1.76930	1.59829	1.71560	1.62084	1.60136	1.58208	AVRG		1.64791		4.62254	
84 1,2-Dibromo-3-chloropropane	1853	4544	13025	26079	72361	151389	QUAD	0.07815	9.30596	-2.85148	0.99783	
85 1,2,4-Trichlorobenzene	0.66791	0.64403	0.64242	0.58621	0.64156	0.64684	AVRG		0.63816		4.27617	
86 Hexachlorobutadiene	0.29738	0.32999	0.29473	0.28455	0.28039	0.27511	AVRG		0.29369		6.70382	
87 Naphthalene	1.98511	1.68749	1.82446	1.79834	1.98290	2.02672	AVRG		1.88417		7.11543	

Report Date : 23-Jun-2009 09:41

TestAmerica North Canton

INITIAL CALIBRATION DATA

Start Cal Date : 09-JUN-2009 12:04
End Cal Date : 22-JUN-2009 13:21
Quant Method : ISTD
Target Version : 4.14
Integrator : HP RTE
Method file : \\cansvr11\dd\chem\MSV\a3ux11.i\J90622A-IC.b\8260LLUX11.m
Last Edit : 23-Jun-2009 09:32 a3ux11.i

	Compound	5.0000 Level 1	10.0000 Level 2	25.0000 Level 3	50.0000 Level 4	100.0000 Level 5	200.0000 Level 6	Curve	Coefficients b	Coefficients m1	Coefficients m2	%RSD or R^2	
88	1,2,3-Trichlorobenzene	0.64424	0.58422	0.63986	0.57255	0.61035	0.61750	AVRG		0.61145		4.72617	
89	Ethyl Ether	0.53811	0.51534	0.48850	0.45326	0.49761	0.49746	AVRG		0.49838		5.67607	
90	Ethanol	+++++	+++++	+++++	+++++	+++++	+++++	AVRG		0.000e+000		0.000e+000	<-
91	3-Chloropropene	0.20283	0.19154	0.22167	0.22205	0.23921	0.16686	AVRG		0.20736		12.47478	
92	Isopropyl Ether	0.36975	0.37491	0.36939	0.36149	0.42590	0.44465	AVRG		0.39102		8.96527	
93	2-Chloro-1,3-butadiene	0.50442	0.55042	0.55060	0.51764	0.58267	0.60271	AVRG		0.55141		6.76570	
94	Propionitrile	0.05792	0.05778	0.05875	0.05692	0.05992	0.06001	AVRG		0.05855		2.11913	
95	Ethyl Acetate	0.44349	0.41626	0.40599	0.39570	0.44052	0.45511	AVRG		0.42618		5.53024	
96	Methacrylonitrile	0.30388	0.29132	0.27434	0.26958	0.29311	0.29049	AVRG		0.28712		4.45167	
97	Isobutanol	27594	60240	157302	380718	910919	1738822	WLINR	0.96761	0.01968		0.99597	
98	Cyclohexane	0.68078	0.67019	0.70785	0.67756	0.71596	0.73461	AVRG		0.69782		3.65181	
99	n-Butanol	17508	33029	99002	236464	641675	1253064	QUAD	2.36194	70.52220	-1.65016	0.99690	<-
100	Methyl Methacrylate	0.31351	0.32140	0.33222	0.32356	0.35193	0.37245	AVRG		0.33584		6.61772	
101	2-Nitropropane	13721	31474	90405	208169	518904	1106228	QUAD	0.10964	17.54758	-6.90331	0.99983	
102	Chloropicrin	+++++	+++++	+++++	+++++	+++++	+++++	AVRG		0.000e+000		0.000e+000	<-
103	Cyclohexanone	+++++	+++++	+++++	+++++	+++++	+++++	AVRG		0.000e+000		0.000e+000	
104	Pentachloroethane	+++++	+++++	+++++	+++++	+++++	+++++	AVRG		0.000e+000		0.000e+000	<-
105	Benzyl Chloride	+++++	+++++	+++++	+++++	+++++	+++++	AVRG		0.000e+000		0.000e+000	<-
134	Thiophene	+++++	+++++	+++++	+++++	+++++	+++++	AVRG		0.000e+000		0.000e+000	<-
135	Crotononitrile(1st Isomer)	+++++	+++++	+++++	+++++	+++++	+++++	AVRG		0.000e+000		0.000e+000	<-
136	Crotononitrile(2nd Isomer)	+++++	+++++	+++++	+++++	+++++	+++++	AVRG		0.000e+000		0.000e+000	<-
M 137	Total Crotononitrile	+++++	+++++	+++++	+++++	+++++	+++++	AVRG		0.000e+000		0.000e+000	<-

Report Date : 23-Jun-2009 09:41

TestAmerica North Canton

INITIAL CALIBRATION DATA

Start Cal Date : 09-JUN-2009 12:04
End Cal Date : 22-JUN-2009 13:21
Quant Method : ISTD
Target Version : 4.14
Integrator : HP RTE
Method file : \\cansvr11\dd\chem\MSV\a3ux11.i\J90622A-IC.b\8260LLUX11.m
Last Edit : 23-Jun-2009 09:32 a3ux11.i

Compound	5.0000 Level 1	10.0000 Level 2	25.0000 Level 3	50.0000 Level 4	100.0000 Level 5	200.0000 Level 6	Curve	Coefficients b	m1	m2	%RSD or R^2	
138 Paraldehyde	+++++	+++++	+++++	+++++	+++++	+++++	AVRG		0.000e+000		0.000e+000	<-
139 3,3,5-Trimethylcyclohexanone	+++++	+++++	+++++	+++++	+++++	+++++	AVRG		0.000e+000		0.000e+000	<-
140 1-Chlorohexane	+++++	+++++	+++++	+++++	+++++	+++++	AVRG		0.000e+000		0.000e+000	<-
141 1,3,5-Trichlorobenzene	0.67315	0.67086	0.69824	0.65993	0.66538	0.70151	AVRG		0.67818		2.57266	
143 Methyl Acetate	0.61965	0.57529	0.53933	0.53664	0.53337	0.55836	AVRG		0.56044		5.90457	
144 Methylcyclohexane	0.50572	0.47106	0.52059	0.50960	0.54303	0.54135	AVRG		0.51522		5.17725	
145 Dimethoxymethane	+++++	+++++	+++++	+++++	+++++	+++++	AVRG		0.000e+000		0.000e+000	<-
146 2-Methylnaphthalene	1.11726	1.06661	0.93978	0.97052	1.11855	1.06987	AVRG		1.04710		7.18625	
147 Tetrahydrothiophene	+++++	+++++	+++++	+++++	+++++	+++++	AVRG		0.000e+000		0.000e+000	<-
148 1,4-Dichlorobutane	+++++	+++++	+++++	+++++	+++++	+++++	AVRG		0.000e+000		0.000e+000	<-
149 Ethyl Acrylate	+++++	+++++	+++++	+++++	+++++	+++++	AVRG		0.000e+000		0.000e+000	<-
150 Vinyl Acetate-86	0.06130	0.06607	0.06159	0.06859	0.07245	0.07626	AVRG		0.06771		8.80299	
151 1,3-Butadiene	+++++	+++++	+++++	+++++	+++++	+++++	AVRG		0.000e+000		0.000e+000	<-
152 n-Heptane	+++++	+++++	+++++	+++++	+++++	+++++	AVRG		0.000e+000		0.000e+000	<-
155 t-Butyl ethyl ether	0.94557	0.87234	0.89205	0.84351	1.00564	1.06476	AVRG		0.93731		9.05892	
156 t-Amyl methyl ether	0.75671	0.73006	0.72914	0.70769	0.82038	0.86485	AVRG		0.76814		7.99082	
157 1,2,3-Trimethylbenzene	3.07664	3.06877	3.06366	3.06631	3.53762	3.70781	AVRG		3.25347		8.94645	
$ 4 Dibromofluoromethane	0.32669	0.35052	0.33522	0.34118	0.33679	0.35185	AVRG		0.34038		2.82440	
$ 5 1,2-Dichloroethane-d4	0.46569	0.41639	0.42899	0.45446	0.44227	0.42532	AVRG		0.43886		4.27531	
$ 6 Toluene-d8	2.18920	2.13622	2.04046	2.14540	2.14582	2.28121	AVRG		2.15638		3.63586	
$ 7 Bromofluorobenzene	0.61046	0.55167	0.55274	0.56036	0.56902	0.55881	AVRG		0.56718		3.89634	

5A
VOLATILE ORGANIC GC/MS TUNING AND MASS CALIBRATION - BROMOFLUOROBENZENE (BFB)

Lab Name: NORTH CANTON Contract:

Lab Code: TALCAN Case No.: SAS No.: SDG No.: 9F15107

Lab File ID: BFB092 BFB Injection Date: 06/25/09

Instrument ID: A3UX11 BFB Injection Time: 0824

Matrix: (soil/water) WATER Level: (low/med) LOW Column: (pack/cap) CAP

m/e	ION ABUNDANCE CRITERIA	% RELATIVE ABUNDANCE
50	15.0 - 40.0% of mass 95	19.4
75	30.0 - 60.0% of mass 95	48.7
95	Base Peak, 100% relative abundance	100.0
96	5.0 - 9.0% of mass 95	6.3
173	Less than 2.0% of mass 174	0.5 (0.6)1
174	50.0 - 100.0% of mass 95	80.4
175	5.0 - 9.0% of mass 174	5.6 (7.0)1
176	Greater than 95.0%, but less than 101.0% of mass 174	76.4 (95.0)1
177	5.0 - 9.0% of mass 176	4.7 (6.2)2

1-Value is % of mass 174 2-Value is % of mass 176

THIS TUNE APPLIES TO THE FOLLOWING SAMPLES, MS, MSD, BLANKS, AND STANDARDS:

	EPA SAMPLE NO.	LAB SAMPLE ID	LAB FILE ID	DATE ANALYZED	TIME ANALYZED
01	VSTD010	50NG-CC	UXJ2488	06/25/09	0853
02	VSTD010	50NG-A9CC	UXJ2489	06/25/09	0954
03	LFNM3-CHK	LFNM31AC	UXJ2490	06/25/09	1018
04	LFNM3-BLK	LFNM31AA	UXJ2491	06/25/09	1041
05	LFNM3-CKDUP	LFNM31AD	UXJ2492	06/25/09	1105
06	RB061209	LEXP81AA	UXJ2503	06/25/09	1525
07	TB061209	LEXQL1AA	UXJ2504	06/25/09	1549
08					
09					
10					
11					
12					
13					
14					
15					
16					
17					
18					
19					
20					
21					
22					

Data File: \\cansvr11\dd\chem\MSV\a3ux11.i\J90625A.b\UXJ2488.D
Report Date: 26-Jun-2009 10:43

TestAmerica North Canton

CONTINUING CALIBRATION COMPOUNDS

Instrument ID: a3ux11.i Injection Date: 25-JUN-2009 08:53
Lab File ID: UXJ2488.D Init. Cal. Date(s): 09-JUN-2009 22-JUN-2009
Analysis Type: WATER Init. Cal. Times: 12:04 13:21
Lab Sample ID: 50NG-CC Quant Type: ISTD
Method: \\cansvr11\dd\chem\MSV\a3ux11.i\J90625A.b\8260LLUX11.m

COMPOUND	RRF / AMOUNT	RF50	CCAL RRF50	MIN RRF	%D / %DRIFT	MAX %D / %DRIFT	CURVE TYPE	
$ 4 Dibromofluoromethane	0.34038	0.29653	0.29653	0.010	12.88009	50.00000	Averaged	
$ 5 1,2-Dichloroethane-d4	0.43886	0.35513	0.35513	0.010	19.07719	50.00000	Averaged	
$ 6 Toluene-d8	2.15638	2.01598	2.01598	0.010	6.51098	50.00000	Averaged	
$ 7 Bromofluorobenzene	0.56718	0.49803	0.49803	0.010	12.19148	50.00000	Averaged	
8 Dichlorodifluoromethane	0.38646	0.45332	0.45332	0.010	-17.30242	50.00000	Averaged	
9 Chloromethane	0.65933	0.59271	0.59271	0.100	10.10393	50.00000	Averaged	
10 Vinyl Chloride	0.50121	0.49705	0.49705	0.010	0.82867	20.00000	Averaged	
11 Bromomethane	0.21173	0.19779	0.19779	0.010	6.58051	50.00000	Averaged	
12 Chloroethane	0.28683	0.34445	0.34445	0.010	-20.08967	50.00000	Averaged	
13 Trichlorofluoromethane	0.56520	0.70657	0.70657	0.010	-25.01314	50.00000	Averaged	
15 Acrolein	0.09232	0.09994	0.09994	0.010	-8.24978	50.00000	Averaged	
16 Acetone	100	89.01354	0.16696	0.010	10.98646	0.000e+000	Wt Linear	
17 1,1-Dichloroethene	0.39637	0.41527	0.41527	0.010	-4.76839	20.00000	Averaged	
18 Freon-113	0.25782	0.28975	0.28975	0.010	-12.38536	50.00000	Averaged	
19 Iodomethane	0.49841	0.56737	0.56737	0.010	-13.83737	50.00000	Averaged	
20 Carbon Disulfide	0.96895	1.11017	1.11017	0.010	-14.57539	50.00000	Averaged	
21 Methylene Chloride	50.00000	55.10403	0.48070	0.010	-10.20807	0.000e+000	Wt Linear	
22 Acetonitrile	0.07890	0.06865	0.06865	0.010	12.99365	50.00000	Averaged	
23 Acrylonitrile	0.21704	0.20429	0.20429	0.010	5.87370	50.00000	Averaged	
24 Methyl tert-butyl ether	1.32207	1.26142	1.26142	0.010	4.58740	50.00000	Averaged	
25 trans-1,2-Dichloroethene	0.51140	0.48422	0.48422	0.010	5.31459	50.00000	Averaged	
26 Hexane	0.08443	0.10019	0.10019	0.010	-18.65919	20.00000	Averaged	
27 Vinyl acetate	0.74672	0.84027	0.84027	0.010	-12.52817	50.00000	Averaged	
28 1,1-Dichloroethane	0.82159	0.76755	0.76755	0.100	6.57727	50.00000	Averaged	
29 tert-Butyl Alcohol	0.03847	0.03601	0.03601	0.010	6.38603	50.00000	Averaged	
30 2-Butanone	0.22845	0.20880	0.20880	0.010	8.60417	50.00000	Averaged	
M 31 1,2-Dichloroethene (total)	0.47703	0.44908	0.44908	0.010	5.85894	50.00000	Averaged	
32 cis-1,2-dichloroethene	0.44266	0.41394	0.41394	0.010	6.48782	50.00000	Averaged	
33 2,2-Dichloropropane	0.29173	0.28300	0.28300	0.010	2.99367	50.00000	Averaged	
34 Bromochloromethane	0.20198	0.19063	0.19063	0.010	5.61912	50.00000	Averaged	
35 Chloroform	0.69521	0.62577	0.62577	0.010	9.98887	20.00000	Averaged	
36 Tetrahydrofuran	0.14956	0.14218	0.14218	0.010	4.93290	50.00000	Averaged	
37 1,1,1-Trichloroethane	0.45240	0.44882	0.44882	0.010	0.79219	50.00000	Averaged	
38 1,1-Dichloropropene	0.54747	0.51575	0.51575	0.010	5.79463	50.00000	Averaged	
39 Carbon Tetrachloride	0.36608	0.36508	0.36508	0.010	0.27090	50.00000	Averaged	
40 1,2-Dichloroethane	0.52174	0.48170	0.48170	0.010	7.67530	50.00000	Averaged	
41 Benzene	1.82351	1.64027	1.64027	0.010	10.04835	50.00000	Averaged	
42 Trichloroethene	0.38234	0.35280	0.35280	0.010	7.72443	50.00000	Averaged	
43 1,2-Dichloropropane	0.42519	0.39269	0.39269	0.010	7.64572	20.00000	Averaged	
44 1,4-Dioxane	0.00321	0.00301	0.00301	0.010	6.09039	50.00000	Averaged	<-
45 Dibromomethane	0.21472	0.20344	0.20344	0.010	5.25290	50.00000	Averaged	
46 Bromodichloromethane	0.39158	0.38878	0.38878	0.010	0.71402	50.00000	Averaged	
47 2-Chloroethyl vinyl ether	0.15085	0.14081	0.14081	0.010	6.65137	50.00000	Averaged	

Data File: \\cansvr11\dd\chem\MSV\a3ux11.i\J90625A.b\UXJ2488.D
Report Date: 26-Jun-2009 10:43

TestAmerica North Canton

CONTINUING CALIBRATION COMPOUNDS

Instrument ID: a3ux11.i Injection Date: 25-JUN-2009 08:53
Lab File ID: UXJ2488.D Init. Cal. Date(s): 09-JUN-2009 22-JUN-2009
Analysis Type: WATER Init. Cal. Times: 12:04 13:21
Lab Sample ID: 50NG-CC Quant Type: ISTD
Method: \\cansvr11\dd\chem\MSV\a3ux11.i\J90625A.b\8260LLUX11.m

COMPOUND	RRF / AMOUNT	RF50	CCAL RRF50	MIN RRF	%D / %DRIFT	MAX %D / %DRIFT	CURVE TYPE
48 cis-1,3-Dichloropropene	50.00000	43.87854	0.46813	0.010	12.24293	0.000e+000	Wt Linear
49 4-Methyl-2-pentanone	0.35891	0.34007	0.34007	0.010	5.24991	50.00000	Averaged
50 Toluene	2.67421	2.50792	2.50792	0.010	6.21854	20.00000	Averaged
51 trans-1,3-Dichloropropene	50.00000	46.49702	0.65086	0.010	7.00596	0.000e+000	Wt Linear
52 Ethyl Methacrylate	0.75156	0.75702	0.75702	0.010	-0.72594	50.00000	Averaged
53 1,1,2-Trichloroethane	0.50727	0.48259	0.48259	0.010	4.86647	50.00000	Averaged
54 1,3-Dichloropropane	0.96530	0.93337	0.93337	0.010	3.30796	50.00000	Averaged
55 Tetrachloroethene	0.41196	0.38366	0.38366	0.010	6.87000	50.00000	Averaged
56 2-Hexanone	0.36684	0.35476	0.35476	0.010	3.29393	50.00000	Averaged
57 Dibromochloromethane	50.00000	53.96712	0.41399	0.010	-7.93424	0.000e+000	Quadratic
58 1,2-Dibromoethane	0.45496	0.45647	0.45647	0.010	-0.33157	50.00000	Averaged
59 Chlorobenzene	1.46454	1.37496	1.37496	0.300	6.11628	50.00000	Averaged
60 1,1,1,2-Tetrachloroethane	0.42627	0.44536	0.44536	0.010	-4.47867	50.00000	Averaged
61 Ethylbenzene	0.78281	0.69804	0.69804	0.010	10.82885	20.00000	Averaged
62 m + p-Xylene	0.94675	0.90444	0.90444	0.010	4.46925	50.00000	Averaged
M 63 Xylenes (total)	0.92719	0.88491	0.88491	0.010	4.55981	50.00000	Averaged
64 Xylene-o	0.88806	0.84585	0.84585	0.010	4.75292	50.00000	Averaged
65 Styrene	1.50205	1.43649	1.43649	0.010	4.36473	50.00000	Averaged
66 Bromoform	50.00000	57.00604	0.19060	0.100	-14.01207	0.000e+000	Quadratic
67 Isopropylbenzene	1.96856	1.85306	1.85306	0.010	5.86734	50.00000	Averaged
68 1,1,2,2-Tetrachloroethane	1.46499	1.44003	1.44003	0.300	1.70415	50.00000	Averaged
69 1,4-Dichloro-2-butene	50.00000	77.21351	0.23759	0.010	-54.42702	0.000e+000	Quadratic
70 1,2,3-Trichloropropane	0.41877	0.43215	0.43215	0.010	-3.19393	50.00000	Averaged
71 Bromobenzene	1.30034	1.31646	1.31646	0.010	-1.23958	50.00000	Averaged
72 n-Propylbenzene	1.28962	1.20621	1.20621	0.010	6.46839	50.00000	Averaged
73 2-Chlorotoluene	1.20416	1.10769	1.10769	0.010	8.01126	50.00000	Averaged
74 1,3,5-Trimethylbenzene	3.60456	3.48395	3.48395	0.010	3.34614	50.00000	Averaged
75 4-Chlorotoluene	1.21539	1.16130	1.16130	0.010	4.45068	50.00000	Averaged
76 tert-Butylbenzene	2.81069	2.76632	2.76632	0.010	1.57888	50.00000	Averaged
77 1,2,4-Trimethylbenzene	3.51472	3.46555	3.46555	0.010	1.39887	50.00000	Averaged
78 sec-Butylbenzene	3.62635	3.65716	3.65716	0.010	-0.84961	50.00000	Averaged
79 4-Isopropyltoluene	2.84619	2.77829	2.77829	0.010	2.38563	50.00000	Averaged
80 1,3-Dichlorobenzene	1.88028	1.86189	1.86189	0.010	0.97811	50.00000	Averaged
81 1,4-Dichlorobenzene	1.97498	1.87314	1.87314	0.010	5.15664	50.00000	Averaged
82 n-Butylbenzene	2.16236	2.13397	2.13397	0.010	1.31261	50.00000	Averaged
83 1,2-Dichlorobenzene	1.64791	1.55903	1.55903	0.010	5.39339	50.00000	Averaged
84 1,2-Dibromo-3-chloropropane	50.00000	50.64056	0.10373	0.010	-1.28112	0.000e+000	Quadratic
85 1,2,4-Trichlorobenzene	0.63816	0.56607	0.56607	0.010	11.29651	50.00000	Averaged
86 Hexachlorobutadiene	0.29369	0.25059	0.25059	0.010	14.67583	50.00000	Averaged
87 Naphthalene	1.88417	1.67969	1.67969	0.010	10.85248	50.00000	Averaged
88 1,2,3-Trichlorobenzene	0.61145	0.53806	0.53806	0.010	12.00332	50.00000	Averaged
98 Cyclohexane	0.69782	0.70834	0.70834	0.010	-1.50726	50.00000	Averaged
143 Methyl Acetate	0.56044	0.49883	0.49883	0.010	10.99263	50.00000	Averaged

Data File: \\cansvr11\dd\chem\MSV\a3ux11.i\J90625A.b\UXJ2488.D
Report Date: 26-Jun-2009 10:43

TestAmerica North Canton

CONTINUING CALIBRATION COMPOUNDS

Instrument ID: a3ux11.i Injection Date: 25-JUN-2009 08:53
Lab File ID: UXJ2488.D Init. Cal. Date(s): 09-JUN-2009 22-JUN-2009
Analysis Type: WATER Init. Cal. Times: 12:04 13:21
Lab Sample ID: 50NG-CC Quant Type: ISTD
Method: \\cansvr11\dd\chem\MSV\a3ux11.i\J90625A.b\8260LLUX11.m

COMPOUND	RRF / AMOUNT	RF50	CCAL RRF50	MIN RRF	%D / %DRIFT	MAX %D / %DRIFT	CURVE TYPE
144 Methylcyclohexane	0.51522	0.55172	0.55172	0.010	-7.08318	50.00000	Averaged
141 1,3,5-Trichlorobenzene	0.67818	0.58982	0.58982	0.010	13.02809	50.00000	Averaged
150 Vinyl Acetate-86	0.06771	0.07820	0.07820	0.010	-15.48616	50.00000	Averaged

Data File: \\cansvr11\dd\chem\MSV\a3ux11.i\J90625A.b\UXJ2489.D
Report Date: 26-Jun-2009 10:42

TestAmerica North Canton

CONTINUING CALIBRATION COMPOUNDS

Instrument ID: a3ux11.i Injection Date: 25-JUN-2009 09:54
Lab File ID: UXJ2489.D Init. Cal. Date(s): 09-JUN-2009 22-JUN-2009
Analysis Type: WATER Init. Cal. Times: 12:04 13:21
Lab Sample ID: 50NG-A9CC Quant Type: ISTD
Method: \\cansvr11\dd\chem\MSV\a3ux11.i\J90625A.b\8260LLUX11.m

COMPOUND	RRF / AMOUNT	RF50	CCAL RRF50	MIN RRF	%D / %DRIFT	MAX %D / %DRIFT	CURVE TYPE
14 Dichlorofluoromethane	0.49816	0.71518	0.71518	0.010	-43.56587	50.00000	Averaged
89 Ethyl Ether	0.49838	0.51583	0.51583	0.010	-3.50063	50.00000	Averaged
91 3-Chloropropene	0.20736	0.23269	0.23269	0.010	-12.21344	50.00000	Averaged
92 Isopropyl Ether	0.39102	0.37795	0.37795	0.010	3.34296	50.00000	Averaged
93 2-Chloro-1,3-butadiene	0.55141	0.56104	0.56104	0.010	-1.74690	50.00000	Averaged
94 Propionitrile	0.05855	0.06141	0.06141	0.010	-4.88836	50.00000	Averaged
95 Ethyl Acetate	0.42618	0.43621	0.43621	0.010	-2.35296	50.00000	Averaged
96 Methacrylonitrile	0.28712	0.28937	0.28937	0.010	-0.78509	50.00000	Averaged
97 Isobutanol	1000	1044	0.01559	0.010	-4.39716	0.000e+000	Wt Linear
99 n-Butanol	1000	896	0.01109	0.010	10.40624	0.000e+000	Quadratic
100 Methyl Methacrylate	0.33584	0.33898	0.33898	0.010	-0.93337	50.00000	Averaged
101 2-Nitropropane	100	96.77810	0.05435	0.010	3.22190	0.000e+000	Quadratic
146 2-Methylnaphthalene	1.04710	0.83897	0.83897	0.010	19.87670	50.00000	Averaged
155 t-Butyl ethyl ether	0.93731	0.95149	0.95149	0.010	-1.51258	50.00000	Averaged
156 t-Amyl methyl ether	0.76814	0.74895	0.74895	0.010	2.49783	50.00000	Averaged
157 1,2,3-Trimethylbenzene	3.25347	3.38075	3.38075	0.010	-3.91217	50.00000	Averaged

5A
VOLATILE ORGANIC GC/MS TUNING AND MASS
CALIBRATION - BROMOFLUOROBENZENE (BFB)

Lab Name: NORTH CANTON Contract:

Lab Code: TALCAN Case No.: SAS No.: SDG No.: 9F15107

Lab File ID: BFB854 BFB Injection Date: 12/01/08

Instrument ID: A3UX12 BFB Injection Time: 1659

Matrix: (soil/water) WATER Level: (low/med) LOW Column: (pack/cap) CAP

m/e	ION ABUNDANCE CRITERIA	% RELATIVE ABUNDANCE
50	15.0 - 40.0% of mass 95	18.6
75	30.0 - 60.0% of mass 95	49.1
95	Base Peak, 100% relative abundance	100.0
96	5.0 - 9.0% of mass 95	6.8
173	Less than 2.0% of mass 174	0.0 (0.0)1
174	50.0 - 100.0% of mass 95	86.4
175	5.0 - 9.0% of mass 174	6.7 (7.7)1
176	Greater than 95.0%, but less than 101.0% of mass 174	84.7 (98.0)1
177	5.0 - 9.0% of mass 176	5.8 (6.8)2

1-Value is % of mass 174 2-Value is % of mass 176

THIS TUNE APPLIES TO THE FOLLOWING SAMPLES, MS, MSD, BLANKS, AND STANDARDS:

	EPA SAMPLE NO.	LAB SAMPLE ID	LAB FILE ID	DATE ANALYZED	TIME ANALYZED
01	VSTD100	500NG-IC	UX123495	12/01/08	1726
02	VSTD050	250NG-IC	UX123496	12/01/08	1750
03	VSTD020	100NG-IC	UX123497	12/01/08	1814
04	VSTD005	25NG-IC	UX123498	12/01/08	1838
05	VSTD001	5NG-IC	UX123499	12/01/08	1902
06	VSTD0.5	2.5NG-IC	UX123500	12/01/08	1927
07					
08					
09					
10					
11					
12					
13					
14					
15					
16					
17					
18					
19					
20					
21					
22					

Report Date : 01-Dec-2008 20:01

TestAmerica North Canton

INITIAL CALIBRATION DATA

Start Cal Date : 13-MAY-2008 15:49
End Cal Date : 01-DEC-2008 19:27
Quant Method : ISTD
Target Version : 4.14
Integrator : HP RTE
Method file : \\cansvr11\dd\chem\MSV\a3ux12.i\T81201-IC.b\8260MIUX12.m
Last Edit : 01-Dec-2008 19:42 laveyt

Calibration File Names:
Level 1: \\cansvr11\dd\chem\MSV\a3ux12.i\T80613B.b\UX120234.D
Level 2: \\cansvr11\dd\chem\MSV\a3ux12.i\T80613B.b\UX120233.D
Level 3: \\cansvr11\dd\chem\MSV\a3ux12.i\T80613B.b\UX120232.D
Level 5: \\cansvr11\dd\chem\MSV\a3ux12.i\T80613B.b\UX120231.D
Level 6: \\cansvr11\dd\chem\MSV\a3ux12.i\T80613B.b\UX120230.D
Level 7: \\cansvr11\dd\chem\MSV\a3ux12.i\T80613B.b\UX120229.D

	Compound	2.5000 Level 1	5.0000 Level 2	25.0000 Level 3	100.0000 Level 5	250.0000 Level 6	500.0000 Level 7	Curve	Coefficients b	Coefficients m1	Coefficients m2	%RSD or R^2
148	1,3-Butadiene	+++++	+++++	+++++	+++++	+++++	+++++	AVRG		0.000e+000		0.000e+000 <-
8	Dichlorodifluoromethane	+++++	3293	29613	121909	323053	641177	LINR	0.03249	0.20937		0.99994
9	Chloromethane	0.19609	0.24868	0.27250	0.29623	0.29478	0.27192	AVRG		0.26337		14.17175
10	Vinyl Chloride	3082	7879	44536	194537	479775	935778	LINR	-0.00188	0.30460		0.99985
11	Bromomethane	2232	5105	30299	144188	375991	790319	LINR	0.05594	0.25667		0.99922
12	Chloroethane	3257	5893	33530	159889	433721	893646	LINR	0.05455	0.29099		0.99945
13	Trichlorofluoromethane	+++++	0.29805	0.38180	0.39760	0.41164	0.43002	AVRG		0.38382		13.32300
14	Dichlorofluoromethane	+++++	10287	80615	331596	911201	1774073	LINR	0.04788	0.49652		0.99963
15	Acrolein	0.04191	0.04221	0.04425	0.04897	0.05240	0.05311	AVRG		0.04714		10.67841
16	Acetone	+++++	12825	39397	127121	316706	619769	LINR	-0.10648	0.09944		0.99996
17	1,1-Dichloroethene	0.48314	0.43865	0.45951	0.47017	0.48825	0.53756	AVRG		0.47955		6.98864
18	Freon-113	+++++	0.19125	0.25210	0.22329	0.25398	0.27339	AVRG		0.23880		13.41510
19	Iodomethane	0.43019	0.45412	0.44110	0.48585	0.52243	0.55139	AVRG		0.48085		10.01252
20	Carbon Disulfide	0.69365	0.66625	0.73611	0.79946	0.86409	0.93318	AVRG		0.78212		13.18982

Report Date : 01-Dec-2008 20:01

TestAmerica North Canton

INITIAL CALIBRATION DATA

Start Cal Date : 13-MAY-2008 15:49
End Cal Date : 01-DEC-2008 19:27
Quant Method : ISTD
Target Version : 4.14
Integrator : HP RTE
Method file : \\cansvr11\dd\chem\MSV\a3ux12.i\T81201-IC.b\8260MIUX12.m
Last Edit : 01-Dec-2008 19:42 laveyt

	Compound	2.5000 Level 1	5.0000 Level 2	25.0000 Level 3	100.0000 Level 5	250.0000 Level 6	500.0000 Level 7	Curve	Coefficients b	Coefficients m1	Coefficients m2	%RSD or R^2
	21 Methylene Chloride	+++++	0.37088	0.30572	0.33290	0.34256	0.37227	AVRG		0.34487		8.08372
	22 Acetonitrile	+++++	0.02531	0.03118	0.03214	0.03191	0.03185	AVRG		0.03048		9.54981
	23 Acrylonitrile	1772	5710	32138	132778	350444	658768	LINR	-0.00796	0.10789		0.99921
	24 Methyl tert-butyl ether	0.58594	0.68694	0.71086	0.74737	0.83292	0.87345	AVRG		0.73958		14.03836
	25 trans-1,2-Dichloroethene	0.33697	0.32510	0.31963	0.33782	0.35541	0.37444	AVRG		0.34156		5.94278
	26 Hexane	+++++	0.15832	0.21143	0.14900	0.16067	0.16975	AVRG		0.16984		14.36618
	27 Vinyl acetate	+++++	0.36249	0.37312	0.42646	0.45658	0.46031	AVRG		0.41579		11.03531
	152 Vinyl acetate - 86	+++++	933	7746	33136	90544	180389	LINR	0.04820	0.05905		0.99983
	28 1,1-Dichloroethane	0.35390	0.31603	0.36502	0.37670	0.38733	0.39607	AVRG		0.36584		7.84460
	29 tert-Butyl Alcohol	0.02550	0.02946	0.02499	0.03145	0.02999	0.03016	AVRG		0.02859		9.36951
	149 t-Butyl ethyl ether	0.17255	0.20746	0.24675	0.22302	0.24879	0.25734	AVRG		0.22599		14.19064
	30 2-Butanone	0.12827	0.12760	0.11457	0.12586	0.12057	0.11486	AVRG		0.12196		5.10258
M	31 1,2-Dichloroethene (total)	0.30516	0.31120	0.30025	0.31923	0.33233	0.34472	AVRG		0.31881		5.32884
	32 cis-1,2-dichloroethene	0.27335	0.29730	0.28087	0.30064	0.30925	0.31499	AVRG		0.29607		5.44988
	33 2,2-Dichloropropane	0.14514	0.13910	0.14617	0.15912	0.16416	0.15221	AVRG		0.15098		6.21011
	34 Bromochloromethane	0.10105	0.12148	0.11212	0.13468	0.13386	0.13370	AVRG		0.12281		11.34664
	35 Chloroform	0.37589	0.34787	0.36026	0.38315	0.39159	0.39555	AVRG		0.37572		4.92867
	36 Tetrahydrofuran	+++++	0.05322	0.06685	0.07310	0.08003	0.07516	AVRG		0.06967		14.84352
	37 1,1,1-Trichloroethane	2305	7683	39773	175217	463421	920175	LINR	0.02623	0.29992		0.99991
	38 1,1-Dichloropropene	0.26100	0.26062	0.27710	0.28650	0.29580	0.30139	AVRG		0.28040		6.16354
	39 Carbon Tetrachloride	2621	5586	36156	147573	400101	811113	LINR	0.03893	0.26394		0.99970
	40 1,2-Dichloroethane	0.26649	0.33045	0.28703	0.30413	0.31286	0.31684	AVRG		0.30297		7.57141

Report Date : 01-Dec-2008 20:01

TestAmerica North Canton

INITIAL CALIBRATION DATA

Start Cal Date : 13-MAY-2008 15:49
End Cal Date : 01-DEC-2008 19:27
Quant Method : ISTD
Target Version : 4.14
Integrator : HP RTE
Method file : \\cansvr11\dd\chem\MSV\a3ux12.i\T81201-IC.b\8260MIUX12.m
Last Edit : 01-Dec-2008 19:42 laveyt

Compound	2.5000 Level 1	5.0000 Level 2	25.0000 Level 3	100.0000 Level 5	250.0000 Level 6	500.0000 Level 7	Curve	Coefficients b	Coefficients m1	Coefficients m2	%RSD or R^2
41 Benzene	0.95536	0.88879	0.89388	0.93343	0.95744	0.98485	AVRG		0.93562		4.06410
150 t-Amyl methyl ether	3141	7124	36356	159041	450614	933409	LINR	0.07409	0.25959		0.99835
42 Trichloroethene	0.21846	0.23794	0.24878	0.26633	0.27003	0.26913	AVRG		0.25178		8.24831
43 1,2-Dichloropropane	0.20036	0.20972	0.21289	0.21435	0.22533	0.22109	AVRG		0.21395		4.09822
44 1,4-Dioxane	1558	3922	26612	116890	302403	555959	LINR	-0.66895	0.00366		0.99839 <-
45 Dibromomethane	0.14385	0.11691	0.13943	0.14953	0.14961	0.15038	AVRG		0.14162		9.06044
46 Bromodichloromethane	3050	6069	36077	160844	438057	875314	LINR	0.03761	0.28555		0.99977
47 2-Chloroethyl vinyl ether	0.12788	0.13326	0.13605	0.16031	0.16758	0.16634	AVRG		0.14857		12.16805
48 cis-1,3-Dichloropropene	3837	8069	44606	213522	565704	1135130	LINR	0.03640	0.37010		0.99985
49 4-Methyl-2-pentanone	0.21513	0.22230	0.21838	0.23439	0.24710	0.23724	AVRG		0.22909		5.43410
50 Toluene	1.21494	1.16432	1.16552	1.21416	1.22484	1.24109	AVRG		1.20414		2.64935
51 trans-1,3-Dichloropropene	3593	6988	39918	194935	536476	1095824	LINR	0.04877	0.41812		0.99968
52 Ethyl Methacrylate	2465	7114	41197	200983	527334	1095892	LINR	0.04673	0.41693		0.99967
53 1,1,2-Trichloroethane	0.24072	0.26087	0.24782	0.27348	0.28037	0.27499	AVRG		0.26304		6.09785
54 1,3-Dichloropropane	0.46405	0.48396	0.43451	0.50332	0.49748	0.50002	AVRG		0.48056		5.57417
55 Tetrachloroethene	0.18411	0.20980	0.21909	0.22745	0.21901	0.22245	AVRG		0.21365		7.29137
56 2-Hexanone	4100	8074	46565	227470	591760	1121039	LINR	-0.00183	0.21509		0.99902
57 Dibromochloromethane	2222	3969	25554	124140	354985	736406	LINR	0.06613	0.28114		0.99927
58 1,2-Dibromoethane	0.29285	0.22768	0.26820	0.30010	0.30665	0.31045	AVRG		0.28432		11.09014
59 Chlorobenzene	0.78562	0.87228	0.81187	0.88370	0.90070	0.90162	AVRG		0.85930		5.68851
60 1,1,1,2-Tetrachloroethane	2248	4763	29295	137915	374078	773136	LINR	0.04988	0.29448		0.99964
61 Ethylbenzene	1.10020	1.11853	1.20741	1.29750	1.35143	1.37716	AVRG		1.24204		9.51753

Report Date : 01-Dec-2008 20:01

TestAmerica North Canton

INITIAL CALIBRATION DATA

Start Cal Date : 13-MAY-2008 15:49
End Cal Date : 01-DEC-2008 19:27
Quant Method : ISTD
Target Version : 4.14
Integrator : HP RTE
Method file : \\cansvr11\dd\chem\MSV\a3ux12.i\T81201-IC.b\8260MIUX12.m
Last Edit : 01-Dec-2008 19:42 laveyt

	Compound	2.5000 Level 1	5.0000 Level 2	25.0000 Level 3	100.0000 Level 5	250.0000 Level 6	500.0000 Level 7	Curve	Coefficients b	Coefficients m1	Coefficients m2	%RSD or R^2	
	62 m + p-Xylene	0.91214	0.89911	0.89073	1.01607	1.05143	1.10486	AVRG		0.97906		9.26087	
M	63 Xylenes (total)	0.89676	0.90837	0.91764	1.03902	1.07596	1.12511	AVRG		0.99381		9.91529	
	64 Xylene-o	0.86594	0.92685	0.97147	1.08494	1.12500	1.16560	AVRG		1.02330		11.65682	
	65 Styrene	8491	19477	108522	510218	1367757	2853767	LINR	0.05052	1.08537		0.99952	
	66 Bromoform	+++++	2428	14977	85215	248220	522678	LINR	0.11100	0.20127		0.99907	<-
	67 Isopropylbenzene	0.88250	0.82237	0.86813	0.96542	0.98484	1.03399	AVRG		0.92621		8.72570	
	68 1,1,2,2-Tetrachloroethane	0.75109	0.71371	0.75927	0.76811	0.78285	0.79859	AVRG		0.76227		3.83314	
	69 1,4-Dichloro-2-butene	+++++	1699	12466	55636	156195	316669	LINR	0.07559	0.21890		0.99924	
	70 1,2,3-Trichloropropane	0.26999	0.24820	0.27692	0.26717	0.26928	0.26899	AVRG		0.26676		3.63293	
	71 Bromobenzene	0.75257	0.75698	0.72215	0.71131	0.72799	0.76479	AVRG		0.73930		2.92869	
	72 n-Propylbenzene	1.87816	2.03148	2.11112	2.20512	2.28407	2.47311	AVRG		2.16385		9.55449	
	73 2-Chlorotoluene	0.59736	0.54101	0.55584	0.56950	0.58771	0.60389	AVRG		0.57588		4.28445	
	74 1,3,5-Trimethylbenzene	1.32526	1.48595	1.51612	1.63586	1.66175	1.79811	AVRG		1.57051		10.44925	
	75 4-Chlorotoluene	0.52481	0.58131	0.58518	0.61268	0.61451	0.64440	AVRG		0.59382		6.87592	
	76 tert-Butylbenzene	1.30548	1.34474	1.33005	1.46727	1.45715	1.57671	AVRG		1.41357		7.40565	
	77 1,2,4-Trimethylbenzene	1.56551	1.57671	1.62941	1.74559	1.81054	1.92185	AVRG		1.70827		8.33543	
	78 sec-Butylbenzene	1.78896	1.71304	1.79785	1.85306	1.89347	2.05431	AVRG		1.85012		6.34235	
	79 4-Isopropyltoluene	1.29686	1.50981	1.54044	1.66704	1.72029	1.87580	AVRG		1.60171		12.44261	
	80 1,3-Dichlorobenzene	1.26385	1.19700	1.15300	1.19523	1.20077	1.26059	AVRG		1.21174		3.53279	
	81 1,4-Dichlorobenzene	1.41371	1.36845	1.22421	1.24621	1.28560	1.32345	AVRG		1.31027		5.54334	
	151 1,2,3-Trimethylbenzene	1.52985	1.78133	1.96008	1.95233	2.18706	2.12377	AVRG		1.92240		12.46063	
	82 n-Butylbenzene	1.39231	1.29725	1.30856	1.36472	1.42356	1.51148	AVRG		1.38298		5.73643	

Report Date : 01-Dec-2008 20:01

TestAmerica North Canton

INITIAL CALIBRATION DATA

Start Cal Date : 13-MAY-2008 15:49
End Cal Date : 01-DEC-2008 19:27
Quant Method : ISTD
Target Version : 4.14
Integrator : HP RTE
Method file : \\cansvr11\dd\chem\MSV\a3ux12.i\T81201-IC.b\8260MIUX12.m
Last Edit : 01-Dec-2008 19:42 laveyt

Compound	2.5000 Level 1	5.0000 Level 2	25.0000 Level 3	100.0000 Level 5	250.0000 Level 6	500.0000 Level 7	Curve	Coefficients b	Coefficients m1	Coefficients m2	%RSD or R^2	
83 1,2-Dichlorobenzene	1.25256	1.35118	1.21834	1.20732	1.22273	1.26867	AVRG		1.25347		4.23493	
84 1,2-Dibromo-3-chloropropane	+++++	1020	8903	43861	124595	253165	LINR	0.08985	0.17553		0.99923	
85 1,2,4-Trichlorobenzene	0.67363	0.73772	0.70227	0.69080	0.69628	0.71533	AVRG		0.70267		3.12682	
86 Hexachlorobutadiene	4573	8159	26923	96224	216405	423573	LINR	-0.06793	0.28599		0.99943	
87 Naphthalene	1.94982	1.98673	2.03727	2.22536	2.25131	2.23384	AVRG		2.11406		6.50832	
88 1,2,3-Trichlorobenzene	0.74573	0.76402	0.65598	0.68086	0.64484	0.64793	AVRG		0.68989		7.56931	
89 Ethyl Ether	0.17830	0.17611	0.21343	0.21071	0.21813	0.21816	AVRG		0.20247		9.77466	
90 Ethanol	+++++	+++++	+++++	+++++	+++++	+++++	AVRG		0.000e+000		0.000e+000	<-
91 3-Chloropropene	+++++	0.15732	0.20945	0.19554	0.22433	0.22126	AVRG		0.20158		13.50011	
92 Isopropyl Ether	11239	24156	150157	647557	1732917	3315234	LINR	0.11604	0.18518		0.99971	
93 2-Chloro-1,3-butadiene	0.22665	0.21340	0.25856	0.24400	0.27536	0.27290	AVRG		0.24848		10.09761	
94 Propionitrile	0.03083	0.03021	0.03513	0.03732	0.04212	0.04307	AVRG		0.03645		14.97989	
95 Ethyl Acetate	+++++	0.20349	0.21758	0.20217	0.22724	0.23072	AVRG		0.21624		6.08729	
96 Methacrylonitrile	+++++	0.16858	0.17120	0.16334	0.16072	0.15919	AVRG		0.16461		3.11683	
97 Isobutanol	+++++	0.00174	0.00234	0.00337	0.00470	0.00668	AVRG		0.00377		52.48314	<- NOT USED
98 Cyclohexane	0.28350	0.26982	0.30250	0.27297	0.28378	0.29598	AVRG		0.28476		4.45627	
99 n-Butanol	+++++	+++++	0.00085	0.00191	0.00332	0.00447	AVRG		0.00264		60.15624	<- NOT USED
100 Methyl Methacrylate	+++++	4257	24438	127382	358209	729921	LINR	0.09913	0.20501		0.99909	
101 2-Nitropropane	+++++	3117	15846	75108	223361	444095	WLINR	0.05806	0.06045		0.99533	
102 Chloropicrin	+++++	+++++	+++++	+++++	+++++	+++++	AVRG		0.000e+000		0.000e+000	<-
103 Cyclohexanone	+++++	0.01487	0.03250	0.04247	0.06188	0.07617	AVRG		0.04558		52.89245	<- NOT USED
104 Pentachloroethane	+++++	+++++	+++++	+++++	+++++	+++++	AVRG		0.000e+000		0.000e+000	<-

Report Date : 01-Dec-2008 20:01

TestAmerica North Canton

INITIAL CALIBRATION DATA

Start Cal Date : 13-MAY-2008 15:49
End Cal Date : 01-DEC-2008 19:27
Quant Method : ISTD
Target Version : 4.14
Integrator : HP RTE
Method file : \\cansvr11\dd\chem\MSV\a3ux12.i\T81201-IC.b\8260MIUX12.m
Last Edit : 01-Dec-2008 19:42 laveyt

	Compound	2.5000 Level 1	5.0000 Level 2	25.0000 Level 3	100.0000 Level 5	250.0000 Level 6	500.0000 Level 7	Curve	Coefficients b	Coefficients m1	Coefficients m2	%RSD or R^2	
	105 Benzyl Chloride	+++++	+++++	+++++	+++++	+++++	+++++	AVRG	0.000e+000			0.000e+000	<-
	134 Thiophene	+++++	+++++	+++++	+++++	+++++	+++++	AVRG	0.000e+000			0.000e+000	<-
	135 Crotononitrile(1st Isomer)	+++++	+++++	+++++	+++++	+++++	+++++	AVRG	0.000e+000			0.000e+000	<-
	136 Crotononitrile(2nd Isomer)	+++++	+++++	+++++	+++++	+++++	+++++	AVRG	0.000e+000			0.000e+000	<-
M	137 Total Crotononitrile	+++++	+++++	+++++	+++++	+++++	+++++	AVRG	0.000e+000			0.000e+000	<-
	138 Paraldehyde	+++++	+++++	+++++	+++++	+++++	+++++	AVRG	0.000e+000			0.000e+000	<-
	139 3,3,5-Trimethylcyclohexanone	+++++	+++++	+++++	+++++	+++++	+++++	AVRG	0.000e+000			0.000e+000	<-
	140 1-Chlorohexane	+++++	+++++	+++++	+++++	+++++	+++++	AVRG	0.000e+000			0.000e+000	<-
	141 1,3,5-Trichlorobenzene	0.70009	0.86130	0.64741	0.68364	0.67280	0.70001	AVRG		0.71088		10.72810	
	143 Methyl Acetate	0.25657	0.26928	0.23405	0.22443	0.22786	0.23513	AVRG		0.24122		7.35057	
	144 Methylcyclohexane	0.24083	0.23765	0.25688	0.21300	0.21258	0.23650	AVRG		0.23291		7.39167	
	145 Dimethoxymethane	+++++	+++++	+++++	+++++	+++++	+++++	AVRG	0.000e+000			0.000e+000	<-
	146 2-Methylnaphthalene	0.71224	0.84650	0.81529	0.90897	0.98346	0.88367	AVRG		0.85836		10.70253	
	147 Allyl Alcohol	+++++	+++++	+++++	+++++	+++++	+++++	AVRG	0.000e+000			0.000e+000	<-
$	4 Dibromofluoromethane	+++++	0.17901	0.19086	0.19140	0.20444	0.20676	AVRG		0.19449		5.81536	
$	5 1,2-Dichloroethane-d4	+++++	0.22447	0.24667	0.23199	0.23476	0.23451	AVRG		0.23448		3.40561	
$	6 Toluene-d8	+++++	0.88394	0.90662	0.90584	0.95255	0.93700	AVRG		0.91719		2.98026	
$	7 Bromofluorobenzene	+++++	0.38719	0.37365	0.38795	0.40384	0.40211	AVRG		0.39095		3.16721	

5A
VOLATILE ORGANIC GC/MS TUNING AND MASS
CALIBRATION - BROMOFLUOROBENZENE (BFB)

Lab Name: NORTH CANTON Contract:

Lab Code: TALCAN Case No.: SAS No.: SDG No.: 9F15107

Lab File ID: BFB991 BFB Injection Date: 06/19/09

Instrument ID: A3UX12 BFB Injection Time: 1118

Matrix: (soil/water) WATER Level: (low/med) LOW Column: (pack/cap) CAP

m/e	ION ABUNDANCE CRITERIA	% RELATIVE ABUNDANCE
50	15.0 - 40.0% of mass 95	15.9
75	30.0 - 60.0% of mass 95	45.7
95	Base Peak, 100% relative abundance	100.0
96	5.0 - 9.0% of mass 95	7.1
173	Less than 2.0% of mass 174	0.4 (0.5)1
174	50.0 - 100.0% of mass 95	87.5
175	5.0 - 9.0% of mass 174	6.7 (7.7)1
176	Greater than 95.0%, but less than 101.0% of mass 174	83.4 (95.3)1
177	5.0 - 9.0% of mass 176	6.1 (7.3)2

1-Value is % of mass 174 2-Value is % of mass 176

THIS TUNE APPLIES TO THE FOLLOWING SAMPLES, MS, MSD, BLANKS, AND STANDARDS:

	EPA SAMPLE NO.	LAB SAMPLE ID	LAB FILE ID	DATE ANALYZED	TIME ANALYZED
01	VSTD020	100NG-CC	UX126462	06/19/09	1142
02	LE8VR-CHK	LE8VR1AA	UX126463	06/19/09	1204
03	LE24A-BLK	LE24A1AA	UX126464	06/19/09	1228
04	MHSD-2	LEXPN1AE	UX126465	06/19/09	1252
05	MHSD-2	LEXPN1CP	UX126466	06/19/09	1328
06	MHSD-2	LEXPN1CQ	UX126467	06/19/09	1352
07	ILSD-24	LEXPD1A3	UX126477	06/19/09	1753
08					
09					
10					
11					
12					
13					
14					
15					
16					
17					
18					
19					
20					
21					
22					

Data File: \\cansvr11\dd\chem\MSV\a3ux12.i\T90619A.b\UX126462.D
Report Date: 19-Jun-2009 11:57

TestAmerica North Canton

CONTINUING CALIBRATION COMPOUNDS

Instrument ID: a3ux12.i
Lab File ID: UX126462.D
Analysis Type: WATER
Lab Sample ID: 100NG-CC
Method: \\cansvr11\dd\chem\MSV\a3ux12.i\T90619A.b\8260MIUX12.m

Injection Date: 19-JUN-2009 11:42
Init. Cal. Date(s): 13-MAY-2008 01-APR-2009
Init. Cal. Times: 15:49 18:29
Quant Type: ISTD

COMPOUND	RRF / AMOUNT	RF100	CCAL RRF100	MIN RRF	%D / %DRIFT	MAX %D / %DRIFT	CURVE TYPE	
$ 4 Dibromofluoromethane	0.19449	0.22445	0.22445	0.010	-15.40004	50.00000	Averaged	
$ 5 1,2-Dichloroethane-d4	0.23448	0.26524	0.26524	0.010	-13.11884	50.00000	Averaged	
$ 6 Toluene-d8	0.91719	1.18012	1.18012	0.010	-28.66693	50.00000	Averaged	
$ 7 Bromofluorobenzene	0.39095	0.46087	0.46087	0.010	-17.88699	50.00000	Averaged	
8 Dichlorodifluoromethane	100	149	0.30601	0.010	-49.40806	50.00000	Linear	
9 Chloromethane	0.26337	0.38075	0.38075	0.100	-44.57172	50.00000	Averaged	
10 Vinyl Chloride	100	118	0.36034	0.010	-18.11064	20.00000	Linear	
11 Bromomethane	100	78.50244	0.18713	0.010	21.49756	50.00000	Linear	
12 Chloroethane	100	73.91656	0.19922	0.010	26.08344	50.00000	Linear	
13 Trichlorofluoromethane	0.38382	0.39936	0.39936	0.010	-4.04927	50.00000	Averaged	
15 Acrolein	0.04714	0.04226	0.04226	0.010	10.36178	50.00000	Averaged	
16 Acetone	200	153	0.08129	0.010	23.57701	50.00000	Linear	
17 1,1-Dichloroethene	0.47955	0.43149	0.43149	0.010	10.02180	20.00000	Averaged	
18 Freon-113	0.23880	0.26153	0.26153	0.010	-9.51780	50.00000	Averaged	
19 Iodomethane	0.48085	0.36277	0.36277	0.010	24.55631	50.00000	Averaged	
20 Carbon Disulfide	0.78212	0.80827	0.80827	0.010	-3.34326	50.00000	Averaged	
21 Methylene Chloride	0.34487	0.29517	0.29517	0.010	14.41012	50.00000	Averaged	
22 Acetonitrile	0.03048	0.03495	0.03495	0.010	-14.65606	50.00000	Averaged	
23 Acrylonitrile	200	194	0.10500	0.010	3.07229	50.00000	Linear	
24 Methyl tert-butyl ether	0.73958	0.64866	0.64866	0.010	12.29337	50.00000	Averaged	
25 trans-1,2-Dichloroethene	0.34156	0.28838	0.28838	0.010	15.57043	50.00000	Averaged	
26 Hexane	0.16984	0.20821	0.20821	0.010	-22.59349	20.00000	Averaged	<-
27 Vinyl acetate	0.41579	0.36942	0.36942	0.010	11.15269	50.00000	Averaged	
152 Vinyl acetate - 86	100	84.63756	0.04713	0.010	15.36244	50.00000	Linear	
28 1,1-Dichloroethane	0.36584	0.36181	0.36181	0.100	1.10205	50.00000	Averaged	
29 tert-Butyl Alcohol	0.02859	0.02303	0.02303	0.010	19.43676	50.00000	Averaged	
30 2-Butanone	0.12196	0.13552	0.13552	0.010	-11.12211	50.00000	Averaged	
M 31 1,2-Dichloroethene (total)	0.31881	0.29436	0.29436	0.010	7.66890	50.00000	Averaged	
32 cis-1,2-dichloroethene	0.29607	0.30035	0.30035	0.010	-1.44643	50.00000	Averaged	
33 2,2-Dichloropropane	0.15098	0.13358	0.13358	0.010	11.52639	50.00000	Averaged	
34 Bromochloromethane	0.12281	0.13073	0.13073	0.010	-6.44539	50.00000	Averaged	
35 Chloroform	0.37572	0.35580	0.35580	0.010	5.30189	20.00000	Averaged	
36 Tetrahydrofuran	0.06967	0.07880	0.07880	0.010	-13.10228	50.00000	Averaged	
37 1,1,1-Trichloroethane	100	78.21599	0.22672	0.010	21.78401	50.00000	Linear	
38 1,1-Dichloropropene	0.28040	0.29466	0.29466	0.010	-5.08575	50.00000	Averaged	
39 Carbon Tetrachloride	100	71.20606	0.17767	0.010	28.79394	50.00000	Linear	
40 1,2-Dichloroethane	0.30297	0.27168	0.27168	0.010	10.32815	50.00000	Averaged	
41 Benzene	0.93562	0.94598	0.94598	0.010	-1.10717	50.00000	Averaged	
42 Trichloroethene	0.25178	0.26214	0.26214	0.010	-4.11527	50.00000	Averaged	
43 1,2-Dichloropropane	0.21395	0.21356	0.21356	0.010	0.18287	20.00000	Averaged	
44 1,4-Dioxane	5000	4588	0.00340	0.010	8.24541	50.00000	Linear	<-
45 Dibromomethane	0.14162	0.13273	0.13273	0.010	6.27463	50.00000	Averaged	
46 Bromodichloromethane	100	80.97241	0.22048	0.010	19.02759	50.00000	Linear	

Data File: \\cansvr11\dd\chem\MSV\a3ux12.i\T90619A.b\UX126462.D
Report Date: 19-Jun-2009 11:57

TestAmerica North Canton

CONTINUING CALIBRATION COMPOUNDS

Instrument ID: a3ux12.i Injection Date: 19-JUN-2009 11:42
Lab File ID: UX126462.D Init. Cal. Date(s): 13-MAY-2008 01-APR-2009
Analysis Type: WATER Init. Cal. Times: 15:49 18:29
Lab Sample ID: 100NG-CC Quant Type: ISTD
Method: \\cansvr11\dd\chem\MSV\a3ux12.i\T90619A.b\8260MIUX12.m

COMPOUND	RRF / AMOUNT	RF100	CCAL RRF100	MIN RRF	%D / %DRIFT	MAX %D / %DRIFT	CURVE TYPE
47 2-Chloroethyl vinyl ether	0.14857	0.15895	0.15895	0.010	-6.98906	50.00000	Averaged
48 cis-1,3-Dichloropropene	100	81.54244	0.28831	0.010	18.45756	50.00000	Linear
49 4-Methyl-2-pentanone	0.22909	0.24436	0.24436	0.010	-6.66457	50.00000	Averaged
50 Toluene	1.20414	1.22416	1.22416	0.010	-1.66187	20.00000	Averaged
51 trans-1,3-Dichloropropene	100	75.39573	0.29485	0.010	24.60427	50.00000	Linear
52 Ethyl Methacrylate	100	94.46032	0.37435	0.010	5.53968	50.00000	Linear
53 1,1,2-Trichloroethane	0.26304	0.26585	0.26585	0.010	-1.06700	50.00000	Averaged
54 1,3-Dichloropropane	0.48056	0.48222	0.48222	0.010	-0.34519	50.00000	Averaged
55 Tetrachloroethene	0.21365	0.23228	0.23228	0.010	-8.71663	50.00000	Averaged
56 2-Hexanone	200	197	0.21174	0.010	1.64663	50.00000	Linear
57 Dibromochloromethane	100	72.62642	0.18559	0.010	27.37358	50.00000	Linear
58 1,2-Dibromoethane	0.28432	0.27546	0.27546	0.010	3.11802	50.00000	Averaged
59 Chlorobenzene	0.85930	0.84627	0.84627	0.300	1.51622	50.00000	Averaged
60 1,1,1,2-Tetrachloroethane	100	76.79357	0.21145	0.010	23.20643	50.00000	Linear
61 Ethylbenzene	1.24204	1.26824	1.26824	0.010	-2.10909	20.00000	Averaged
62 m + p-Xylene	0.97906	0.97722	0.97722	0.010	0.18778	50.00000	Averaged
M 63 Xylenes (total)	0.99381	0.99502	0.99502	0.010	-0.12183	50.00000	Averaged
64 Xylene-o	1.02330	1.03063	1.03063	0.010	-0.71604	50.00000	Averaged
65 Styrene	100	93.32708	0.95811	0.010	6.67292	50.00000	Linear
66 Bromoform	100	66.04804	0.11059	0.100	33.95196	50.00000	Linear
67 Isopropylbenzene	0.92621	1.10437	1.10437	0.010	-19.23522	50.00000	Averaged
68 1,1,2,2-Tetrachloroethane	0.76227	0.70136	0.70136	0.300	7.99089	50.00000	Averaged
69 1,4-Dichloro-2-butene	100	79.49943	0.15748	0.010	20.50057	50.00000	Linear
70 1,2,3-Trichloropropane	0.26676	0.23938	0.23938	0.010	10.26309	50.00000	Averaged
71 Bromobenzene	0.73930	0.66273	0.66273	0.010	10.35692	50.00000	Averaged
72 n-Propylbenzene	2.16385	2.10483	2.10483	0.010	2.72734	50.00000	Averaged
73 2-Chlorotoluene	0.57588	0.54488	0.54488	0.010	5.38330	50.00000	Averaged
74 1,3,5-Trimethylbenzene	1.57051	1.53475	1.53475	0.010	2.27687	50.00000	Averaged
75 4-Chlorotoluene	0.59382	0.57578	0.57578	0.010	3.03713	50.00000	Averaged
76 tert-Butylbenzene	1.41357	1.35361	1.35361	0.010	4.24136	50.00000	Averaged
77 1,2,4-Trimethylbenzene	1.70827	1.72595	1.72595	0.010	-1.03524	50.00000	Averaged
78 sec-Butylbenzene	1.85012	1.74855	1.74855	0.010	5.48957	50.00000	Averaged
79 4-Isopropyltoluene	1.60171	1.53979	1.53979	0.010	3.86589	50.00000	Averaged
80 1,3-Dichlorobenzene	1.21174	1.14443	1.14443	0.010	5.55465	50.00000	Averaged
81 1,4-Dichlorobenzene	1.31027	1.25951	1.25951	0.010	3.87393	50.00000	Averaged
82 n-Butylbenzene	1.38298	1.24202	1.24202	0.010	10.19248	50.00000	Averaged
83 1,2-Dichlorobenzene	1.25347	1.21863	1.21863	0.010	2.77908	50.00000	Averaged
84 1,2-Dibromo-3-chloropropane	100	72.84398	0.11209	0.010	27.15602	50.00000	Linear
85 1,2,4-Trichlorobenzene	0.70267	0.59668	0.59668	0.010	15.08436	50.00000	Averaged
86 Hexachlorobutadiene	100	79.08282	0.24559	0.010	20.91718	50.00000	Linear
87 Naphthalene	2.11406	1.74459	1.74459	0.010	17.47647	50.00000	Averaged
88 1,2,3-Trichlorobenzene	0.68989	0.48932	0.48932	0.010	-29.07301	50.00000	Averaged
98 Cyclohexane	0.28476	0.37366	0.37366	0.010	-31.21968	50.00000	Averaged

Data File: \\cansvr11\dd\chem\MSV\a3ux12.i\T90619A.b\UX126462.D
Report Date: 19-Jun-2009 11:57

TestAmerica North Canton

CONTINUING CALIBRATION COMPOUNDS

Instrument ID: a3ux12.i Injection Date: 19-JUN-2009 11:42
Lab File ID: UX126462.D Init. Cal. Date(s): 13-MAY-2008 01-APR-2009
Analysis Type: WATER Init. Cal. Times: 15:49 18:29
Lab Sample ID: 100NG-CC Quant Type: ISTD
Method: \\cansvr11\dd\chem\MSV\a3ux12.i\T90619A.b\8260MIUX12.m

COMPOUND	RRF / AMOUNT	RF100	CCAL RRF100	MIN RRF	%D / %DRIFT	MAX. %D / %DRIFT	CURVE TYPE
143 Methyl Acetate	0.24122	0.21059	0.21059	0.010	12.69893	50.00000	Averaged
144 Methylcyclohexane	0.23291	0.29845	0.29845	0.010	-28.14215	50.00000	Averaged
141 1,3,5-Trichlorobenzene	0.71088	0.66120	0.66120	0.010	6.98854	50.00000	Averaged

8A
VOLATILE INTERNAL STANDARD AREA SUMMARY

Lab Name: NORTH CANTON Contract:

Lab Code: TALCAN Case No.: SAS No.: SDG No.: 9F15107

Lab File ID (Standard): UX87999 Date Analyzed: 06/22/09

Instrument ID: A3UX8A Time Analyzed: 2050

Matrix: (soil/water) SOIL Level: (low/med) LOW Column: (pack/cap) CAP

		IS1 AREA #	RT	IS2 (CBZ) AREA #	RT	IS3 (DCB) AREA #	RT
	12 HOUR STD	1739353	5.30	1368081	7.84	768072	10.04
	UPPER LIMIT	3478706	5.80	2736162	8.34	1536144	10.54
	LOWER LIMIT	869677	4.80	684041	7.34	384036	9.54
	EPA SAMPLE NO.						
01	LFHDX-CHK	1755603	5.30	1344670	7.85	729064	10.04
02	LFHDX-CKDUP	1713383	5.30	1332392	7.84	687964	10.04
03	LFHDX-BLK	1583656	5.30	1247802	7.85	658769	10.04
04	ILSD-23	1597814	5.30	1150550	7.85	465644	10.04
05	ILSD-24	1534138	5.30	1139366	7.85	547271	10.04
06	MHSD-2	1525653	5.31	1084360	7.84	427303	10.04
07	MHSD-3	1507873	5.31	1170217	7.84	594483	10.04
08	MHSD-3	1652248	5.30	1179632	7.85	502411	10.04
09	MHSD-3	1627617	5.31	1213618	7.84	560229	10.04
10	MWSD-2D	1489159	5.31	1041358	7.84	428661	10.04
11							
12							
13							
14							
15							
16							
17							
18							
19							
20							
21							
22							

IS1 = Fluorobenzene
IS2 (CBZ) = Chlorobenzene-d5
IS3 (DCB) = 1,4-Dichlorobenzene-d4

UPPER LIMIT = +100% of internal standard area.
LOWER LIMIT = - 50% of internal standard area.

Column used to flag internal standard area values with an asterisk.

8A
VOLATILE INTERNAL STANDARD AREA SUMMARY

Lab Name: NORTH CANTON Contract:

Lab Code: TALCAN Case No.: SAS No.: SDG No.: 9F15107

Lab File ID (Standard): UX88030 Date Analyzed: 06/23/09

Instrument ID: A3UX8A Time Analyzed: 1916

Matrix: (soil/water) SOIL Level: (low/med) LOW Column: (pack/cap) CAP

		IS1 AREA #	RT	IS2 (CBZ) AREA #	RT	IS3 (DCB) AREA #	RT
	12 HOUR STD	1307355	5.30	1026700	7.84	574712	10.04
	UPPER LIMIT	2614710	5.80	2053400	8.34	1149424	10.54
	LOWER LIMIT	653678	4.80	513350	7.34	287356	9.54
	EPA SAMPLE NO.						
01	LFKD1-CHK	1244508	5.30	985505	7.84	534795	10.04
02	LFKD1-CKDUP	1159114	5.31	919281	7.84	534261	10.04
03	LFKD1-BLK	1204087	5.30	956659	7.85	493884	10.04
04	ILSD-17	1184973	5.31	933395	7.84	472060	10.04
05							
06							
07							
08							
09							
10							
11							
12							
13							
14							
15							
16							
17							
18							
19							
20							
21							
22							

IS1 = Fluorobenzene
IS2 (CBZ) = Chlorobenzene-d5
IS3 (DCB) = 1,4-Dichlorobenzene-d4

UPPER LIMIT = +100% of internal standard area.
LOWER LIMIT = - 50% of internal standard area.

Column used to flag internal standard area values with an asterisk.

8A

VOLATILE INTERNAL STANDARD AREA SUMMARY

Lab Name: NORTH CANTON Contract:

Lab Code: TALCAN Case No.: SAS No.: SDG No.: 9F15107

Lab File ID (Standard): UXJ2488 Date Analyzed: 06/25/09

Instrument ID: A3UX11 Time Analyzed: 0853

Matrix: (soil/water) WATER Level: (low/med) LOW Column: (pack/cap) CAP

		IS1(CBZ) AREA #	RT	IS2(DCB) AREA #	RT	IS3 AREA #	RT
	12 HOUR STD	967646	7.97	348748	10.22	1685992	5.30
	UPPER LIMIT	1935292	8.47	697496	10.72	3371984	5.80
	LOWER LIMIT	483823	7.47	174374	9.72	842996	4.80
	EPA SAMPLE NO.						
01	LFNM3-CHK	870877	7.97	325266	10.22	1450465	5.30
02	LFNM3-BLK	834976	7.97	286139	10.22	1388370	5.30
03	LFNM3-CKDUP	863193	7.97	329997	10.22	1427415	5.30
04	RB061209	718284	7.97	251039	10.22	1202394	5.30
05	TB061209	713625	7.97	260083	10.22	1196727	5.30
06							
07							
08							
09							
10							
11							
12							
13							
14							
15							
16							
17							
18							
19							
20							
21							
22							

IS1 (CBZ) = Chlorobenzene-d5
IS2 (DCB) = 1,4-Dichlorobenzene-d4
IS3 = Fluorobenzene

UPPER LIMIT = +100% of internal standard area.
LOWER LIMIT = - 50% of internal standard area.

Column used to flag internal standard area values with an asterisk.

8A
VOLATILE INTERNAL STANDARD AREA SUMMARY

Lab Name: NORTH CANTON Contract:

Lab Code: TALCAN Case No.: SAS No.: SDG No.: 9F15107

Lab File ID (Standard): UX126462 Date Analyzed: 06/19/09

Instrument ID: A3UX12 Time Analyzed: 1142

Matrix: (soil/water) WATER Level: (low/med) LOW Column: (pack/cap) CAP

		IS1(CBZ) AREA #	RT	IS2(DCB) AREA #	RT	IS3 AREA #	RT
	12 HOUR STD	745453	8.13	442345	10.38	902558	5.45
	UPPER LIMIT	1490906	8.63	884690	10.88	1805116	5.95
	LOWER LIMIT	372727	7.63	221173	9.88	451279	4.95
	EPA SAMPLE NO.						
01	LE8VR-CHK	742657	8.13	446001	10.38	900706	5.45
02	LE24A-BLK	710576	8.13	412103	10.38	874478	5.45
03	MHSD-2	727802	8.14	413459	10.38	860087	5.45
04	MHSD-2	729015	8.14	437771	10.38	880456	5.45
05	MHSD-2	716088	8.14	438719	10.38	883188	5.45
06	ILSD-24	705840	8.13	412020	10.38	850655	5.45
07							
08							
09							
10							
11							
12							
13							
14							
15							
16							
17							
18							
19							
20							
21							
22							

IS1 (CBZ) = Chlorobenzene-d5
IS2 (DCB) = 1,4-Dichlorobenzene-d4
IS3 = Fluorobenzene

UPPER LIMIT = +100% of internal standard area.
LOWER LIMIT = - 50% of internal standard area.

Column used to flag internal standard area values with an asterisk.

SW846 8270C METHOD BLANK SUMMARY

BLANK WORKORDER NO.: LEX2P1AA

Lab Name: TestAmerica Laboratories, Inc.

Lab Code: TALCAN

SDG Number: 9F15107

Lab File ID: LEX2P1AA.

Lot Number: A9F150107

Date Analyzed: 06/23/09

Time Analyzed: 20:55

Matrix: SOLID

Date Extracted: 06/15/09

GC Column: DB-5.625 ID: .18

Extraction Method: 3550B

Instrument ID: AG2

Level: (low/med) LOW

THIS METHOD BLANK APPLIES TO THE FOLLOWING SAMPLES, LCS, LCSD, MS , MSD:

	CLIENT ID.	SAMPLE WORK ORDER #	LAB FILE ID	DATE ANALYZED	TIME ANALYZED
01	ILSD-23	LEXN61AD	LEXN61AD.	06/24/09	16:42
02	ILSD-9	LEXPC1AD	LEXPC1AD.	06/24/09	16:24
03	ILSD-24	LEXPD1AD	LEXPD1AD.	06/24/09	16:59
04	MHSD-2	LEXPN1AP	LEXPN1AP.	06/24/09	14:57
05	MHSD-3	LEXPP1AQ	LEXPP1AQ.	06/24/09	15:14
06	MHSD-3	LEXPP1DJ S	LEXPP1DJ.	06/24/09	15:32
07	MHSD-3	LEXPP1DK D	LEXPP1DK.	06/24/09	15:49
08	ILSD-17	LEXP71AG	LEXP71AG.	06/24/09	17:17
09	MHSD-2D	LEXQQ1AG	LEXQQ1AG.	06/24/09	16:07
10	CHECK SAMPLE	LEX2P1AC C	LEX2P1AC.	06/23/09	21:12
11					
12					
13					
14					
15					
16					
17					
18					
19					
20					
21					
22					
23					
24					
25					
26					
27					
28					
29					
30					

COMMENTS:

FORM IV

METHOD BLANK REPORT

GC/MS Semivolatiles

Client Lot #...: A9F150107 **Work Order #...:** LEX2P1AA **Matrix.....:** SOLID
MB Lot-Sample #: A9F150000-309

Prep Date.....: 06/15/09 **Final Wgt/Vol..:** 2 mL
Analysis Date..: 06/23/09 **Prep Batch #...:** 9166309
Dilution Factor: 1 **Initial Wgt/Vol:** 30 g

PARAMETER	RESULT	REPORTING LIMIT	UNITS	METHOD
Acenaphthene	ND	6.7	ug/kg	SW846 8270C
Acenaphthylene	ND	6.7	ug/kg	SW846 8270C
Anthracene	ND	6.7	ug/kg	SW846 8270C
Benzo(a)anthracene	ND	6.7	ug/kg	SW846 8270C
Benzo(a)pyrene	ND	6.7	ug/kg	SW846 8270C
Benzo(b)fluoranthene	ND	6.7	ug/kg	SW846 8270C
Benzo(ghi)perylene	ND	6.7	ug/kg	SW846 8270C
Benzo(k)fluoranthene	ND	6.7	ug/kg	SW846 8270C
Chrysene	ND	6.7	ug/kg	SW846 8270C
Dibenz(a,h)anthracene	ND	6.7	ug/kg	SW846 8270C
Fluoranthene	ND	6.7	ug/kg	SW846 8270C
Fluorene	ND	6.7	ug/kg	SW846 8270C
Indeno(1,2,3-cd)pyrene	ND	6.7	ug/kg	SW846 8270C
1-Methylnaphthalene	ND	6.7	ug/kg	SW846 8270C
2-Methylnaphthalene	ND	6.7	ug/kg	SW846 8270C
Naphthalene	ND	6.7	ug/kg	SW846 8270C
Phenanthrene	ND	6.7	ug/kg	SW846 8270C
Pyrene	ND	6.7	ug/kg	SW846 8270C

SURROGATE	PERCENT RECOVERY	RECOVERY LIMITS
Nitrobenzene-d5	62	(24 - 112)
2-Fluorobiphenyl	62	(34 - 110)
Terphenyl-d14	100	(41 - 119)
Phenol-d5	63	(28 - 110)
2-Fluorophenol	68	(26 - 110)
2,4,6-Tribromophenol	41	(10 - 118)

NOTE(S):

Calculations are performed before rounding to avoid round-off errors in calculated results.

LABORATORY CONTROL SAMPLE EVALUATION REPORT

GC/MS Semivolatiles

Client Lot #...: A9F150107 Work Order #...: LEX2P1AC Matrix.....: SOLID
LCS Lot-Sample#: A9F150000-309
Prep Date.....: 06/15/09 Analysis Date..: 06/23/09
Prep Batch #...: 9166309
Dilution Factor: 1 Final Wgt/Vol..: 2 mL
Initial Wgt/Vol: 30 g

PARAMETER	PERCENT RECOVERY	RECOVERY LIMITS	METHOD
Acenaphthene	**67**	**(46 - 110)**	**SW846 8270C**
1,2,4-Trichloro-benzene	**55**	**(43 - 110)**	**SW846 8270C**
2,4-Dinitrotoluene	**71**	**(55 - 116)**	**SW846 8270C**
N-Nitrosodi-n-propyl-amine	**65**	**(40 - 114)**	**SW846 8270C**
1,4-Dichlorobenzene	**66**	**(38 - 110)**	**SW846 8270C**
Pentachlorophenol	**51**	**(10 - 110)**	**SW846 8270C**
Phenol	**63**	**(39 - 110)**	**SW846 8270C**
2-Chlorophenol	**60**	**(39 - 110)**	**SW846 8270C**
4-Chloro-3-methylphenol	**63**	**(42 - 110)**	**SW846 8270C**
4-Nitrophenol	**63**	**(24 - 117)**	**SW846 8270C**
Pyrene	**76**	**(58 - 113)**	**SW846 8270C**

SURROGATE	PERCENT RECOVERY	RECOVERY LIMITS
Nitrobenzene-d5	62	(24 - 112)
2-Fluorobiphenyl	58	(34 - 110)
Terphenyl-d14	78	(41 - 119)
Phenol-d5	61	(28 - 110)
2-Fluorophenol	64	(26 - 110)
2,4,6-Tribromophenol	51	(10 - 118)

NOTE(S):

Calculations are performed before rounding to avoid round-off errors in calculated results.

Bold print denotes control parameters

LABORATORY CONTROL SAMPLE DATA REPORT

GC/MS Semivolatiles

Client Lot #...: A9F150107 Work Order #...: LEX2P1AC Matrix.....: SOLID
LCS Lot-Sample#: A9F150000-309
Prep Date.....: 06/15/09 Analysis Date..: 06/23/09
Prep Batch #...: 9166309
Dilution Factor: 1 Final Wgt/Vol..: 2 mL
Initial Wgt/Vol: 30 g

PARAMETER	SPIKE AMOUNT	MEASURED AMOUNT	UNITS	PERCENT RECOVERY	METHOD
Acenaphthene	670	440	ug/kg	67	SW846 8270C
1,2,4-Trichloro-benzene	670	370	ug/kg	55	SW846 8270C
2,4-Dinitrotoluene	670	470	ug/kg	71	SW846 8270C
N-Nitrosodi-n-propyl-amine	670	430	ug/kg	65	SW846 8270C
1,4-Dichlorobenzene	670	440	ug/kg	66	SW846 8270C
Pentachlorophenol	670	340	ug/kg	51	SW846 8270C
Phenol	670	420	ug/kg	63	SW846 8270C
2-Chlorophenol	670	400	ug/kg	60	SW846 8270C
4-Chloro-3-methylphenol	670	420	ug/kg	63	SW846 8270C
4-Nitrophenol	670	420	ug/kg	63	SW846 8270C
Pyrene	670	500	ug/kg	76	SW846 8270C

SURROGATE	PERCENT RECOVERY	RECOVERY LIMITS
Nitrobenzene-d5	62	(24 - 112)
2-Fluorobiphenyl	58	(34 - 110)
Terphenyl-d14	78	(41 - 119)
Phenol-d5	61	(28 - 110)
2-Fluorophenol	64	(26 - 110)
2,4,6-Tribromophenol	51	(10 - 118)

NOTE(S):

Calculations are performed before rounding to avoid round-off errors in calculated results.

Bold print denotes control parameters

MATRIX SPIKE SAMPLE EVALUATION REPORT

GC/MS Semivolatiles

Client Lot #...: A9F150107 Work Order #...: LEXPP1DJ-MS Matrix.....: SO
MS Lot-Sample #: A9F150107-005 LEXPP1DK-MSD
Date Sampled...: 06/12/09 13:50 Date Received..: 06/13/09
Prep Date.....: 06/15/09 Analysis Date..: 06/24/09
Prep Batch #...: 9166309
Dilution Factor: 1 Initial Wgt/Vol: 30.08 g Final Wgt/Vol..: 2 mL

PARAMETER	PERCENT RECOVERY	RECOVERY LIMITS	RPD	RPD LIMITS	METHOD
Acenaphthene	68	(10 - 200)			SW846 8270C
	68	(10 - 200)	0.36	(0-30)	SW846 8270C
1,2,4-Trichloro-benzene	64	(33 - 110)			SW846 8270C
	52	(33 - 110)	20	(0-30)	SW846 8270C
2,4-Dinitrotoluene	75	(42 - 118)			SW846 8270C
	73	(42 - 118)	3.3	(0-30)	SW846 8270C
N-Nitrosodi-n-propyl-amine	75	(30 - 121)			SW846 8270C
	67	(30 - 121)	12	(0-30)	SW846 8270C
1,4-Dichlorobenzene	65	(26 - 110)			SW846 8270C
	43 p	(26 - 110)	32	(0-30)	SW846 8270C
Pentachlorophenol	26	(10 - 182)			SW846 8270C
	52 p	(10 - 182)	68	(0-30)	SW846 8270C
Phenol	73	(10 - 144)			SW846 8270C
	67	(10 - 144)	8.3	(0-30)	SW846 8270C
2-Chlorophenol	65	(32 - 110)			SW846 8270C
	59	(32 - 110)	11	(0-30)	SW846 8270C
4-Chloro-3-methylphenol	67	(32 - 117)			SW846 8270C
	70	(32 - 117)	2.9	(0-30)	SW846 8270C
4-Nitrophenol	59	(10 - 125)			SW846 8270C
	67	(10 - 125)	12	(0-30)	SW846 8270C
Pyrene	45	(10 - 200)			SW846 8270C
	52	(10 - 200)	6.2	(0-30)	SW846 8270C

SURROGATE	PERCENT RECOVERY	RECOVERY LIMITS
Nitrobenzene-d5	65	(24 - 112)
	52	(24 - 112)
2-Fluorobiphenyl	61	(34 - 110)
	52	(34 - 110)
Terphenyl-d14	62	(41 - 119)
	66	(41 - 119)
Phenol-d5	70	(28 - 110)
	61	(28 - 110)
2-Fluorophenol	72	(26 - 110)
	61	(26 - 110)

(Continued on next page)

MATRIX SPIKE SAMPLE EVALUATION REPORT

GC/MS Semivolatiles

Client Lot #...: A9F150107 **Work Order #...:** LEXPP1DJ-MS **Matrix.....:** SO
MS Lot-Sample #: A9F150107-005 LEXPP1DK-MSD

SURROGATE	PERCENT RECOVERY	RECOVERY LIMITS
2,4,6-Tribromophenol	51	(10 - 118)
	56	(10 - 118)

NOTE(S):

Calculations are performed before rounding to avoid round-off errors in calculated results.

Bold print denotes control parameters

Results and reporting limits have been adjusted for dry weight.

p Relative percent difference (RPD) is outside stated control limits.

MATRIX SPIKE SAMPLE DATA REPORT

GC/MS Semivolatiles

Client Lot #...: A9F150107 Work Order #...: LEXPP1DJ-MS Matrix.....: SO
MS Lot-Sample #: A9F150107-005 LEXPP1DK-MSD
Date Sampled...: 06/12/09 13:50 Date Received..: 06/13/09
Prep Date.....: 06/15/09 Analysis Date..: 06/24/09
Prep Batch #...: 9166309
Dilution Factor: 1 Initial Wgt/Vol: 30.08 g Final Wgt/Vol..: 2 mL

PARAMETER	SAMPLE AMOUNT	SPIKE AMT	MEASRD AMOUNT	UNITS	PERCNT RECVRY	RPD	METHOD
Acenaphthene	25	1200	870	ug/kg	68		SW846 8270C
	25	1200	870	ug/kg	68	0.36	SW846 8270C
1,2,4-Trichloro-benzene	77	1200	870	ug/kg	64		SW846 8270C
	77	1200	720	ug/kg	52	20	SW846 8270C
2,4-Dinitrotoluene	ND	1200	930	ug/kg	75		SW846 8270C
	ND	1200	900	ug/kg	73	3.3	SW846 8270C
N-Nitrosodi-n-propyl-amine	ND	1200	930	ug/kg	75		SW846 8270C
	ND	1200	830	ug/kg	67	12	SW846 8270C
1,4-Dichlorobenzene	200	1200	1000	ug/kg	65		SW846 8270C
	200	1200	730	ug/kg	43 p	32	SW846 8270C
Pentachlorophenol	ND	1200	320	ug/kg	26		SW846 8270C
	ND	1200	650	ug/kg	52 p	68	SW846 8270C
Phenol	ND	1200	900	ug/kg	73		SW846 8270C
	ND	1200	830	ug/kg	67	8.3	SW846 8270C
2-Chlorophenol	ND	1200	810	ug/kg	65		SW846 8270C
	ND	1200	720	ug/kg	59	11	SW846 8270C
4-Chloro-3-methylphenol	ND	1200	840	ug/kg	67		SW846 8270C
	ND	1200	860	ug/kg	70	2.9	SW846 8270C
4-Nitrophenol	ND	1200	730	ug/kg	59		SW846 8270C
	ND	1200	830	ug/kg	67	12	SW846 8270C
Pyrene	840	1200	1400	ug/kg	45		SW846 8270C
	840	1200	1500	ug/kg	52	6.2	SW846 8270C

SURROGATE	PERCENT RECOVERY	RECOVERY LIMITS
Nitrobenzene-d5	65	(24 - 112)
	52	(24 - 112)
2-Fluorobiphenyl	61	(34 - 110)
	52	(34 - 110)
Terphenyl-d14	62	(41 - 119)
	66	(41 - 119)
Phenol-d5	70	(28 - 110)
	61	(28 - 110)
2-Fluorophenol	72	(26 - 110)
	61	(26 - 110)

(Continued on next page)

MATRIX SPIKE SAMPLE DATA REPORT

GC/MS Semivolatiles

Client Lot #...: A9F150107 **Work Order #...:** LEXPP1DJ-MS **Matrix.....:** SO
MS Lot-Sample #: A9F150107-005 LEXPP1DK-MSD

SURROGATE	PERCENT RECOVERY	RECOVERY LIMITS
2,4,6-Tribromophenol	51	(10 - 118)
	56	(10 - 118)

NOTE(S):

Calculations are performed before rounding to avoid round-off errors in calculated results.

Bold print denotes control parameters

Results and reporting limits have been adjusted for dry weight.

p Relative percent difference (RPD) is outside stated control limits.

SW846 8270C METHOD BLANK SUMMARY

BLANK WORKORDER NO.: LE1V41AA

Lab Name: TestAmerica Laboratories, Inc.

Lab Code: TALCAN

SDG Number: 9F15107

Lab File ID: LE1V41AA.

Lot Number: A9F150107

Date Analyzed: 06/17/09

Time Analyzed: 20:21

Matrix: WATER

Date Extracted: 06/16/09

GC Column: DB-5.625 ID: .32

Extraction Method: 3510C

Instrument ID: HP7

Level: (low/med) LOW

THIS METHOD BLANK APPLIES TO THE FOLLOWING SAMPLES, LCS, LCSD, MS , MSD:

	CLIENT ID.	SAMPLE WORK ORDER #	LAB FILE ID	DATE ANALYZED	TIME ANALYZED
01	RB061209	LEXP81A1	LEXP81A1.	06/23/09	20:17
02	CHECK SAMPLE	LE1V41AC C	LE1V41AC.	06/17/09	20:41
03	DUPLICATE CHECK	LE1V41AD L	LE1V41AD.	06/17/09	21:00
04					
05					
06					
07					
08					
09					
10					
11					
12					
13					
14					
15					
16					
17					
18					
19					
20					
21					
22					
23					
24					
25					
26					
27					
28					
29					
30					

COMMENTS:

FORM IV

METHOD BLANK REPORT

GC/MS Semivolatiles

Client Lot #...: A9F150107 **Work Order #...:** LE1V41AA **Matrix.....:** WATER
MB Lot-Sample #: A9F160000-361

Prep Date.....: 06/16/09 **Final Wgt/Vol..:** 2 mL
Analysis Date..: 06/17/09 **Prep Batch #...:** 9167361
Dilution Factor: 1 **Initial Wgt/Vol:** 1000 mL

PARAMETER	RESULT	REPORTING LIMIT	UNITS	METHOD
Acenaphthene	ND	0.20	ug/L	SW846 8270C
Acenaphthylene	ND	0.20	ug/L	SW846 8270C
Anthracene	ND	0.20	ug/L	SW846 8270C
Benzo(a)anthracene	ND	0.20	ug/L	SW846 8270C
Benzo(a)pyrene	ND	0.20	ug/L	SW846 8270C
Benzo(b)fluoranthene	ND	0.20	ug/L	SW846 8270C
Benzo(ghi)perylene	ND	0.20	ug/L	SW846 8270C
Benzo(k)fluoranthene	ND	0.20	ug/L	SW846 8270C
Chrysene	ND	0.20	ug/L	SW846 8270C
Dibenz(a,h)anthracene	ND	0.20	ug/L	SW846 8270C
Fluoranthene	ND	0.20	ug/L	SW846 8270C
Fluorene	ND	0.20	ug/L	SW846 8270C
Indeno(1,2,3-cd)pyrene	ND	0.20	ug/L	SW846 8270C
1-Methylnaphthalene	ND	0.20	ug/L	SW846 8270C
2-Methylnaphthalene	ND	0.20	ug/L	SW846 8270C
Naphthalene	ND	0.20	ug/L	SW846 8270C
Phenanthrene	ND	0.20	ug/L	SW846 8270C
Pyrene	ND	0.20	ug/L	SW846 8270C

SURROGATE	PERCENT RECOVERY	RECOVERY LIMITS
Nitrobenzene-d5	59	(27 - 111)
2-Fluorobiphenyl	54	(28 - 110)
Terphenyl-d14	75	(37 - 119)
Phenol-d5	31	(10 - 110)
2-Fluorophenol	44	(10 - 110)
2,4,6-Tribromophenol	54	(22 - 120)

NOTE(S):

Calculations are performed before rounding to avoid round-off errors in calculated results.

LABORATORY CONTROL SAMPLE EVALUATION REPORT

GC/MS Semivolatiles

Client Lot #...: A9F150107 Work Order #...: LE1V41AC-LCS Matrix.....: WATER
LCS Lot-Sample#: A9F160000-361 LE1V41AD-LCSD
Prep Date.....: 06/16/09 Analysis Date..: 06/17/09
Prep Batch #...: 9167361
Dilution Factor: 1 Final Wgt/Vol..: 2 mL
Initial Wgt/Vol: 1000 mL

PARAMETER	PERCENT RECOVERY	RECOVERY LIMITS	RPD	RPD LIMITS	METHOD
Acenaphthene	67	(40 - 110)			SW846 8270C
	67	(40 - 110)	0.65	(0-30)	SW846 8270C
1,2,4-Trichloro-benzene	47	(25 - 110)			SW846 8270C
	49	(25 - 110)	2.6	(0-30)	SW846 8270C
2,4-Dinitrotoluene	82	(52 - 123)			SW846 8270C
	82	(52 - 123)	0.81	(0-30)	SW846 8270C
N-Nitrosodi-n-propyl-amine	71	(37 - 121)			SW846 8270C
	73	(37 - 121)	3.5	(0-30)	SW846 8270C
1,4-Dichlorobenzene	46	(19 - 110)			SW846 8270C
	50	(19 - 110)	8.1	(0-30)	SW846 8270C
Pentachlorophenol	39	(26 - 110)			SW846 8270C
	42	(26 - 110)	6.0	(0-30)	SW846 8270C
Phenol	28	(14 - 112)			SW846 8270C
	29	(14 - 112)	5.6	(0-30)	SW846 8270C
2-Chlorophenol	53	(27 - 110)			SW846 8270C
	57	(27 - 110)	6.2	(0-30)	SW846 8270C
4-Chloro-3-methylphenol	68	(39 - 110)			SW846 8270C
	69	(39 - 110)	1.3	(0-30)	SW846 8270C
4-Nitrophenol	32	(12 - 130)			SW846 8270C
	34	(12 - 130)	7.2	(0-30)	SW846 8270C
Pyrene	68	(55 - 120)			SW846 8270C
	72	(55 - 120)	5.1	(0-30)	SW846 8270C

SURROGATE	PERCENT RECOVERY	RECOVERY LIMITS
Nitrobenzene-d5	57	(27 - 111)
	61	(27 - 111)
2-Fluorobiphenyl	61	(28 - 110)
	62	(28 - 110)
Terphenyl-d14	72	(37 - 119)
	74	(37 - 119)
Phenol-d5	28	(10 - 110)
	30	(10 - 110)
2-Fluorophenol	43	(10 - 110)
	43	(10 - 110)

(Continued on next page)

LABORATORY CONTROL SAMPLE EVALUATION REPORT

GC/MS Semivolatiles

Client Lot #...: A9F150107 **Work Order #...:** LE1V41AC-LCS **Matrix.....:** WATER
LCS Lot-Sample#: A9F160000-361 LE1V41AD-LCSD

SURROGATE	PERCENT RECOVERY	RECOVERY LIMITS
2,4,6-Tribromophenol	73	(22 - 120)
	74	(22 - 120)

NOTE(S):

Calculations are performed before rounding to avoid round-off errors in calculated results.

Bold print denotes control parameters

LABORATORY CONTROL SAMPLE DATA REPORT

GC/MS Semivolatiles

Client Lot #...: A9F150107 Work Order #...: LE1V41AC-LCS Matrix.....: WATER
LCS Lot-Sample#: A9F160000-361 LE1V41AD-LCSD
Prep Date.....: 06/16/09 Analysis Date..: 06/17/09
Prep Batch #...: 9167361
Dilution Factor: 1 Final Wgt/Vol..: 2 mL
Initial Wgt/Vol: 1000 mL

PARAMETER	SPIKE AMOUNT	MEASURED AMOUNT	UNITS	PERCENT RECOVERY	RPD	METHOD
Acenaphthene	20	13	ug/L	67		SW846 8270C
	20	13	ug/L	67	0.65	SW846 8270C
1,2,4-Trichloro-benzene	20	9.5	ug/L	47		SW846 8270C
	20	9.7	ug/L	49	2.6	SW846 8270C
2,4-Dinitrotoluene	20	16	ug/L	82		SW846 8270C
	20	16	ug/L	82	0.81	SW846 8270C
N-Nitrosodi-n-propyl-amine	20	14	ug/L	71		SW846 8270C
	20	15	ug/L	73	3.5	SW846 8270C
1,4-Dichlorobenzene	20	9.2	ug/L	46		SW846 8270C
	20	10	ug/L	50	8.1	SW846 8270C
Pentachlorophenol	20	7.8	ug/L	39		SW846 8270C
	20	8.3	ug/L	42	6.0	SW846 8270C
Phenol	20	5.6	ug/L	28		SW846 8270C
	20	5.9	ug/L	29	5.6	SW846 8270C
2-Chlorophenol	20	11	ug/L	53		SW846 8270C
	20	11	ug/L	57	6.2	SW846 8270C
4-Chloro-3-methylphenol	20	14	ug/L	68		SW846 8270C
	20	14	ug/L	69	1.3	SW846 8270C
4-Nitrophenol	20	6.4	ug/L	32		SW846 8270C
	20	6.8	ug/L	34	7.2	SW846 8270C
Pyrene	20	14	ug/L	68		SW846 8270C
	20	14	ug/L	72	5.1	SW846 8270C

SURROGATE	PERCENT RECOVERY	RECOVERY LIMITS
Nitrobenzene-d5	57	(27 - 111)
	61	(27 - 111)
2-Fluorobiphenyl	61	(28 - 110)
	62	(28 - 110)
Terphenyl-d14	72	(37 - 119)
	74	(37 - 119)
Phenol-d5	28	(10 - 110)
	30	(10 - 110)
2-Fluorophenol	43	(10 - 110)
	43	(10 - 110)

(Continued on next page)

LABORATORY CONTROL SAMPLE DATA REPORT

GC/MS Semivolatiles

Client Lot #...: A9F150107 **Work Order #...:** LE1V41AC-LCS **Matrix.....:** WATER
LCS Lot-Sample#: A9F160000-361 LE1V41AD-LCSD

SURROGATE	PERCENT RECOVERY	RECOVERY LIMITS
2,4,6-Tribromophenol	73	(22 - 120)
	74	(22 - 120)

NOTE(S):

Calculations are performed before rounding to avoid round-off errors in calculated results.

Bold print denotes control parameters

SW846 8270C METHOD BLANK SUMMARY

BLANK WORKORDER NO.: LE5RF1AA

Lab Name: TestAmerica Laboratories, Inc.

Lab Code: TALCAN

SDG Number: 9F15107

Lab File ID: LE5RF1AA.

Lot Number: A9F150107

Date Analyzed: 06/21/09

Time Analyzed: 11:08

Matrix: SOLID

Date Extracted: 06/18/09

GC Column: DB-5.625 ID: .32

Extraction Method: 1311/3520C

Instrument ID: HP7

Level: (low/med) LOW

THIS METHOD BLANK APPLIES TO THE FOLLOWING SAMPLES, LCS, LCSD, MS , MSD:

	CLIENT ID.	SAMPLE WORK ORDER #	LAB FILE ID	DATE ANALYZED	TIME ANALYZED
01	ILSD-24	LEXPD1A6	LEXPD1A6.	06/21/09	17:01
02	MHSD-2	LEXPN1AH	LEXPN1AH.	06/21/09	17:21
03	CHECK SAMPLE	LE5RF1AC C	LE5RF1AC.	06/21/09	11:28
04					
05					
06					
07					
08					
09					
10					
11					
12					
13					
14					
15					
16					
17					
18					
19					
20					
21					
22					
23					
24					
25					
26					
27					
28					
29					
30					

COMMENTS:

FORM IV

METHOD BLANK REPORT

TCLP GC/MS Semivolatiles

Client Lot #...: A9F150107 **Work Order #...:** LE5RF1AA **Matrix.....:** SOLID
MB Lot-Sample #: A9F180000-036
Leach Date.....: 06/17/09 **Prep Date.....:** 06/18/09 **Analysis Date..:** 06/21/09
Leach Batch #..: P916805 **Prep Batch #...:** 9169036 **Final Wgt/Vol..:** 2 mL
Dilution Factor: 1 **Initial Wgt/Vol:** 250 mL

PARAMETER	RESULT	REPORTING LIMIT	UNITS	METHOD
o-Cresol	ND	0.0040	mg/L	SW846 8270C
m-Cresol & p-Cresol	ND	0.040	mg/L	SW846 8270C
1,4-Dichlorobenzene	ND	0.0040	mg/L	SW846 8270C
2,4-Dinitrotoluene	ND	0.020	mg/L	SW846 8270C
Hexachlorobenzene	ND	0.020	mg/L	SW846 8270C
Hexachlorobutadiene	ND	0.020	mg/L	SW846 8270C
Hexachloroethane	ND	0.020	mg/L	SW846 8270C
Nitrobenzene	ND	0.0040	mg/L	SW846 8270C
Pentachlorophenol	ND	0.040	mg/L	SW846 8270C
Pyridine	ND	0.020	mg/L	SW846 8270C
2,4,5-Trichlorophenol	ND	0.020	mg/L	SW846 8270C
2,4,6-Trichlorophenol	ND	0.020	mg/L	SW846 8270C

SURROGATE	PERCENT RECOVERY	RECOVERY LIMITS
Nitrobenzene-d5	63	(29 - 111)
2-Fluorobiphenyl	56	(22 - 110)
Terphenyl-d14	79	(40 - 119)
Phenol-d5	62	(10 - 110)
2-Fluorophenol	49	(10 - 110)
2,4,6-Tribromophenol	62	(17 - 117)

NOTE(S):

Calculations are performed before rounding to avoid round-off errors in calculated results.

LABORATORY CONTROL SAMPLE EVALUATION REPORT

GC/MS Semivolatiles

Client Lot #...: A9F150107 Work Order #...: LE5RF1AC Matrix.....: SOLID
LCS Lot-Sample#: A9F180000-036
Prep Date.....: 06/18/09 Analysis Date..: 06/21/09
Prep Batch #...: 9169036
Dilution Factor: 1 Final Wgt/Vol..: 2 mL
Initial Wgt/Vol: 250 mL

PARAMETER	PERCENT RECOVERY	RECOVERY LIMITS	METHOD
o-Cresol	69	(24 - 110)	SW846 8270C
m-Cresol & p-Cresol	56	(27 - 110)	SW846 8270C
1,4-Dichlorobenzene	27	(16 - 110)	SW846 8270C
2,4-Dinitrotoluene	77	(45 - 126)	SW846 8270C
Hexachlorobenzene	69	(47 - 116)	SW846 8270C
Hexachlorobutadiene	18	(10 - 110)	SW846 8270C
Hexachloroethane	19	(10 - 110)	SW846 8270C
Nitrobenzene	55	(35 - 117)	SW846 8270C
Pentachlorophenol	41	(12 - 110)	SW846 8270C
Pyridine	57	(10 - 110)	SW846 8270C
2,4,5-Trichlorophenol	66	(35 - 111)	SW846 8270C
2,4,6-Trichlorophenol	59	(32 - 110)	SW846 8270C
Cresols (total)	61	(27 - 110)	SW846 8270C

SURROGATE	PERCENT RECOVERY	RECOVERY LIMITS
Nitrobenzene-d5	54	(29 - 111)
2-Fluorobiphenyl	50	(22 - 110)
Terphenyl-d14	84	(40 - 119)
Phenol-d5	52	(10 - 110)
2-Fluorophenol	39	(10 - 110)
2,4,6-Tribromophenol	75	(17 - 117)

NOTE(S):

Calculations are performed before rounding to avoid round-off errors in calculated results.

Bold print denotes control parameters

LABORATORY CONTROL SAMPLE DATA REPORT

GC/MS Semivolatiles

Client Lot #...: A9F150107 **Work Order #...:** LE5RF1AC **Matrix.....:** SOLID
LCS Lot-Sample#: A9F180000-036
Prep Date.....: 06/18/09 **Analysis Date..:** 06/21/09
Prep Batch #...: 9169036
Dilution Factor: 1 **Final Wgt/Vol..:** 2 mL
Initial Wgt/Vol: 250 mL

PARAMETER	SPIKE AMOUNT	MEASURED AMOUNT	UNITS	PERCENT RECOVERY	METHOD
o-Cresol	**0.080**	**0.055**	**mg/L**	**69**	**SW846 8270C**
m-Cresol & p-Cresol	**0.16**	**0.090**	**mg/L**	**56**	**SW846 8270C**
1,4-Dichlorobenzene	**0.080**	**0.022**	**mg/L**	**27**	**SW846 8270C**
2,4-Dinitrotoluene	**0.080**	**0.062**	**mg/L**	**77**	**SW846 8270C**
Hexachlorobenzene	**0.080**	**0.055**	**mg/L**	**69**	**SW846 8270C**
Hexachlorobutadiene	**0.080**	**0.014**	**mg/L**	**18**	**SW846 8270C**
Hexachloroethane	**0.080**	**0.015**	**mg/L**	**19**	**SW846 8270C**
Nitrobenzene	**0.080**	**0.044**	**mg/L**	**55**	**SW846 8270C**
Pentachlorophenol	**0.080**	**0.033**	**mg/L**	**41**	**SW846 8270C**
Pyridine	**0.080**	**0.046**	**mg/L**	**57**	**SW846 8270C**
2,4,5-Trichlorophenol	**0.080**	**0.052**	**mg/L**	**66**	**SW846 8270C**
2,4,6-Trichlorophenol	**0.080**	**0.047**	**mg/L**	**59**	**SW846 8270C**
Cresols (total)	**0.24**	**0.15**	**mg/L**	**61**	**SW846 8270C**

SURROGATE	PERCENT RECOVERY	RECOVERY LIMITS
Nitrobenzene-d5	54	(29 - 111)
2-Fluorobiphenyl	50	(22 - 110)
Terphenyl-d14	84	(40 - 119)
Phenol-d5	52	(10 - 110)
2-Fluorophenol	39	(10 - 110)
2,4,6-Tribromophenol	75	(17 - 117)

NOTE(S):

Calculations are performed before rounding to avoid round-off errors in calculated results.

Bold print denotes control parameters

SW846 8270C SURROGATE RECOVERY

Lab Name: TestAmerica Laboratories, Inc. Client: Tetra Tech NUS, Inc

Lab Code: TALCAN SDG No: 9F15107

Lot #: A9F150107

Extraction: XXA13QLLB

	CLIENT ID.	SRG01	SRG02	SRG03	SRG04	SRG05	SRG06	TOT OUT
01	ILSD-23	59	58	72	68	69	54	00
02	ILSD-9	64 D	63 D	82 D	77 D	75 D	56 D	00
03	ILSD-24	65 D	62 D	76 D	74 D	74 D	55 D	00
04	MHSD-2	60	55	78	72	72	38	00
05	MHSD-3	59	58	65	76	73	51	00
06	ILSD-17	55 D	62 D	74 D	69 D	68 D	83 D	00
07	MHSD-2D	56	52	80	69	69	48	00
08	METHOD BLK. LEX2P1AA	62	62	100	63	68	41	00
09	LCS LEX2P1AC	62	58	78	61	64	51	00
10	MHSD-3 D	52	52	66	61	61	56	00
11	MHSD-3 S	65	61	62	70	72	51	00

SURROGATES		QC LIMITS
SRG01	= Nitrobenzene-d5	(24-112)
SRG02	= 2-Fluorobiphenyl	(34-110)
SRG03	= Terphenyl-d14	(41-119)
SRG04	= Phenol-d5	(28-110)
SRG05	= 2-Fluorophenol	(26-110)
SRG06	= 2,4,6-Tribromophenol	(10-118)

\# Column to be used to flag recovery values
* Values outside of required QC Limits
D System monitoring Compound diluted out

FORM II

SW846 8270C SURROGATE RECOVERY

Lab Name: TestAmerica Laboratories, Inc. Client: Tetra Tech NUS, Inc

Lab Code: TALCAN SDG No: 9F15107

Lot #: A9F150107

Extraction: XXI54QLLB

	CLIENT ID.	SRG01	SRG02	SRG03	SRG04	SRG05	SRG06	TOT OUT
01	RB061209	54	53	65	17	30	54	00
02	METHOD BLK. LE1V41AA	59	54	75	31	44	54	00
03	LCS LE1V41AC	57	61	72	28	43	73	00
04	LCSD LE1V41AD	61	62	74	30	43	74	00

SURROGATES		QC LIMITS
SRG01	= Nitrobenzene-d5	(27-111)
SRG02	= 2-Fluorobiphenyl	(28-110)
SRG03	= Terphenyl-d14	(37-119)
SRG04	= Phenol-d5	(10-110)
SRG05	= 2-Fluorophenol	(10-110)
SRG06	= 2,4,6-Tribromophenol	(22-120)

\# Column to be used to flag recovery values
* Values outside of required QC Limits
D System monitoring Compound diluted out

FORM II

SW846 8270C SURROGATE RECOVERY

Lab Name: TestAmerica Laboratories, Inc. Client: Tetra Tech NUS, Inc

Lab Code: TALCAN SDG No: 9F15107

Lot #: A9F150107

Extraction: XXA59QL01

	CLIENT ID.	SRG01	SRG02	SRG03	SRG04	SRG05	SRG06	TOT OUT
01	ILSD-24	60	51	74	56	43	62	00
02	MHSD-2	55	44	72	47	32	57	00
03	METHOD BLK. LE5RF1AA	63	56	79	62	49	62	00
04	LCS LE5RF1AC	54	50	84	52	39	75	00

SURROGATES		QC LIMITS
SRG01	= Nitrobenzene-d5	(29-111)
SRG02	= 2-Fluorobiphenyl	(22-110)
SRG03	= Terphenyl-d14	(40-119)
SRG04	= Phenol-d5	(10-110)
SRG05	= 2-Fluorophenol	(10-110)
SRG06	= 2,4,6-Tribromophenol	(17-117)

\# Column to be used to flag recovery values
* Values outside of required QC Limits
D System monitoring Compound diluted out

FORM II

5B

SEMIVOLATILE ORGANIC INSTRUMENT PERFORMANCE CHECK
DECAFLUOROTRIPHENYLPHOSPHINE (DFTPP)

Lab Name: NORTH CANTON Contract:

Lab Code: TACAN Case No.: SAS No.: SDG No.: 9F15107

Lab File ID: 2DF0623 DFTPP Injection Date: 06/23/09

Instrument ID: A4AG2 DFTPP Injection Time: 1512

m/e	ION ABUNDANCE CRITERIA	% RELATIVE ABUNDANCE
51	30.0 - 80.0% of mass 198	39.5
68	Less than 2.0% of mass 69	0.6 (1.5)1
69	Mass 69 relative abundance	41.1
70	Less than 2.0% of mass 69	0.1 (0.3)1
127	25.0 - 75.0% of mass 198	49.0
197	Less than 1.0% of mass 198	0.0
198	Base Peak, 100% relative abundance	100.0
199	5.0 to 9.0% of mass 198	6.6
275	10.0 - 30.0% of mass 198	29.8
365	Greater than 0.75% of mass 198	5.29
441	Present, but less than mass 443	11.8
442	40.0 - 110.0% of mass 198	81.9
443	15.0 - 24.0% of mass 442	15.5 (19.0)2

1-Value is % mass 69 2-Value is % mass 442

THIS CHECK APPLIES TO THE FOLLOWING SAMPLES, MS, MSD, BLANKS, AND STANDARDS:

	EPA SAMPLE NO.	LAB SAMPLE ID	LAB FILE ID	DATE ANALYZED	TIME ANALYZED
01	SSTD009	L9	2SHHH0623	06/23/09	1523
02	SSTD008	L8	2SHH0623	06/23/09	1540
03	SSTD007	L7	2SH0623	06/23/09	1558
04	SSTD006	L6	2SMH0623	06/23/09	1615
05	SSTD005	L5	2SMM0623	06/23/09	1632
06	SSTD004	L4	2SM0623	06/23/09	1650
07	SSTD003	L3	2SML0623	06/23/09	1708
08	SSTD002	L2	2SL0623	06/23/09	1725
09	SSTD001	L1	2SLL0623	06/23/09	1742
10	LEX2PBLK	LEX2P1AA	LEX2P1AA	06/23/09	2055
11	LEX2PCHK	LEX2P1AC	LEX2P1AC	06/23/09	2112
12					
13					
14					
15					
16					
17					
18					
19					
20					
21					
22					

Report Date : 24-Jun-2009 07:17

TestAmerica North Canton

INITIAL CALIBRATION DATA

Start Cal Date : 19-JUN-2009 11:18
End Cal Date : 23-JUN-2009 20:20
Quant Method : ISTD
Target Version : 4.14
Integrator : HP RTE
Method file : \\cansvr11\dd\chem\MSS\a4ag2.i\90623A.b\8270C-625.m
Last Edit : 24-Jun-2009 06:41 hulat

Calibration File Names:
Level 1: \\cansvr11\dd\chem\MSS\a4ag2.i\90623A.b\2SLL0623.D
Level 2: \\cansvr11\dd\chem\MSS\a4ag2.i\90623A.b\2AL0623.D
Level 3: \\cansvr11\dd\chem\MSS\a4ag2.i\90623A.b\2AML0623.D
Level 4: \\cansvr11\dd\chem\MSS\a4ag2.i\90623A.b\2AM0623.D
Level 5: \\cansvr11\dd\chem\MSS\a4ag2.i\90623A.b\2AMM0623.D
Level 6: \\cansvr11\dd\chem\MSS\a4ag2.i\90623A.b\2AMH0623.D
Level 7: \\cansvr11\dd\chem\MSS\a4ag2.i\90623A.b\2AH0623.D
Level 8: \\cansvr11\dd\chem\MSS\a4ag2.i\90623A.b\2AHH0623.D
Level 9: \\cansvr11\dd\chem\MSS\a4ag2.i\90623A.b\2AHHH0623.D

Compound	0.0500000 Level 1	0.2500000 Level 2	0.5000000 Level 3	1.0000 Level 4	2.5000 Level 5	5.0000 Level 6	Curve	Coefficients b	m1	m2	%RSD or R^2	
	7.5000 Level 7	10.0000 Level 8	12.5000 Level 9									
198 1,4-Dioxane	+++++	0.57209	0.63008	0.60767	0.65201	0.57150						
	0.64248	0.60005	0.52918				AVRG		0.60063		6.91539	<-
7 N-Nitrosomorpholine	+++++	1.13826	1.00102	0.99400	0.84709	0.82801						
	0.86031	0.86238	0.88701				AVRG		0.92726		11.60121	<-
8 Ethyl methanesulfonate	+++++	1.45061	1.28720	1.30793	1.10129	1.08896						
	1.11150	1.11821	1.12035				AVRG		1.19826		11.15099	<-

TestAmerica North Canton

INITIAL CALIBRATION DATA

Start Cal Date : 19-JUN-2009 11:18
End Cal Date : 23-JUN-2009 20:20
Quant Method : ISTD
Target Version : 4.14
Integrator : HP RTE
Method file : \\cansvr11\dd\chem\MSS\a4ag2.i\90623A.b\8270C-625.m
Last Edit : 24-Jun-2009 06:41 hulat

Compound	0.0500000 Level 1	0.2500000 Level 2	0.5000000 Level 3	1.0000 Level 4	2.5000 Level 5	5.0000 Level 6	Curve	Coefficients b	m1	m2	%RSD or R^2	
	7.5000 Level 7	10.0000 Level 8	12.5000 Level 9									
9 Pyridine	+++++	1.58769	1.50105	1.48742	1.54872	1.48851						
	1.58207	1.54543	1.51034				AVRG		1.53140		2.63182	<-
10 N-Nitrosodimethylamine	+++++	0.93889	0.84497	0.85034	0.90921	0.84611						
	0.90822	0.87992	0.83576				AVRG		0.87668		4.36338	<-
11 Ethyl methacrylate	+++++	+++++	+++++	+++++	+++++	+++++						
	+++++	+++++	+++++				AVRG		0.000e+000		0.000e+000	<-
12 3-Chloropropionitrile	+++++	0.70974	0.71549	0.66253	0.69449	0.65056						
	0.62948	0.65242	0.64720				AVRG		0.67024		4.76940	<-
13 Malononitrile	+++++	+++++	+++++	+++++	+++++	+++++						
	+++++	+++++	+++++				AVRG		0.000e+000		0.000e+000	<-
14 2-Picoline	+++++	1.79249	1.71069	1.62711	1.41782	1.40278						
	1.45724	1.50448	1.43116				AVRG		1.54297		9.61658	<-
15 N-Nitrosomethylethylamine	+++++	0.98848	0.78674	0.79118	0.67407	0.66220						
	0.69138	0.69962	0.67576				AVRG		0.74618		14.74733	<-

TestAmerica North Canton

INITIAL CALIBRATION DATA

Start Cal Date : 19-JUN-2009 11:18
End Cal Date : 23-JUN-2009 20:20
Quant Method : ISTD
Target Version : 4.14
Integrator : HP RTE
Method file : \\cansvr11\dd\chem\MSS\a4ag2.i\90623A.b\8270C-625.m
Last Edit : 24-Jun-2009 06:41 hulat

Compound	0.0500000 Level 1	0.2500000 Level 2	0.5000000 Level 3	1.0000 Level 4	2.5000 Level 5	5.0000 Level 6	Curve	Coefficients b	m1	m2	%RSD or R^2	
	7.5000 Level 7	10.0000 Level 8	12.5000 Level 9									
16 Methyl methanesulfonate	+++++	1.10687	1.01713	0.96274	0.82328	0.81970						
	0.86620	0.85092	0.83136				AVRG		0.90978		11.77144	<-
18 1,3-Dichloro-2-propanol	+++++	1.88392	1.74301	1.73342	1.45639	1.47447						
	1.55807	1.58484	1.56595				AVRG		1.62501		9.10950	<-
19 N-Nitrosodiethylamine	+++++	0.90559	0.80450	0.78127	0.67305	0.65607						
	0.69808	0.69009	0.67341				AVRG		0.73526		11.86950	<-
21 Aniline	+++++	2.19114	2.12363	2.07720	2.11685	2.02694						
	2.19940	2.17522	2.36219				AVRG		2.15907		4.67678	<-
22 Phenol	+++++	1.82780	1.82242	1.70746	1.80829	1.77145						
	1.93960	1.86116	1.86702				AVRG		1.82565		3.77119	<-
23 bis(2-Chloroethyl)ether	1.41908	1.38926	1.32876	1.26737	1.35053	1.32037						
	1.59958	1.44558	1.27061				AVRG		1.37679		7.51927	
24 2-Chlorophenol	+++++	1.50693	1.45555	1.37862	1.44774	1.43795						
	1.58028	1.56398	1.55541				AVRG		1.49081		4.82857	<-

TestAmerica North Canton

INITIAL CALIBRATION DATA

Start Cal Date : 19-JUN-2009 11:18
End Cal Date : 23-JUN-2009 20:20
Quant Method : ISTD
Target Version : 4.14
Integrator : HP RTE
Method file : \\cansvr11\dd\chem\MSS\a4ag2.i\90623A.b\8270C-625.m
Last Edit : 24-Jun-2009 06:41 hulat

Compound	0.0500000 Level 1	0.2500000 Level 2	0.5000000 Level 3	1.0000 Level 4	2.5000 Level 5	5.0000 Level 6	Curve	Coefficients b	m1	m2	%RSD or R^2	
	7.5000 Level 7	10.0000 Level 8	12.5000 Level 9									
25 Pentachloroethane	+++++	0.66085	0.60034	0.57554	0.52439	0.53175						
	0.56370	0.55433	0.56378				AVRG		0.57184		7.54908	<-
26 1,3-Dichlorobenzene	+++++	1.48350	1.42040	1.33608	1.44046	1.41167						
	1.52111	1.48367	1.44728				AVRG		1.44302		3.91522	<-
27 1,4-Dichlorobenzene	+++++	1.37737	1.37546	1.26946	1.34911	1.30991						
	1.43777	1.41810	1.38595				AVRG		1.36539		4.03336	<-
28 1,2-Dichlorobenzene	+++++	1.49675	1.33056	1.30116	1.40845	1.35806						
	1.48486	1.48772	1.44356				AVRG		1.41389		5.41496	<-
29 Benzyl Alcohol	+++++	0.90933	0.90317	0.82578	0.90012	0.88797						
	1.01298	0.94324	0.96578				AVRG		0.91855		6.09771	<-
30 2-Methylphenol	+++++	1.44425	1.36662	1.26891	1.34305	1.29936						
	1.46922	1.43756	1.45011				AVRG		1.38489		5.49335	<-
31 bis(2-Chloroisopropyl)ether	+++++	1.61039	1.50482	1.39901	1.43928	1.35320						
	1.48012	1.32828	1.34104				AVRG		1.43202		6.77159	<-

TestAmerica North Canton

INITIAL CALIBRATION DATA

Start Cal Date : 19-JUN-2009 11:18
End Cal Date : 23-JUN-2009 20:20
Quant Method : ISTD
Target Version : 4.14
Integrator : HP RTE
Method file : \\cansvr11\dd\chem\MSS\a4ag2.i\90623A.b\8270C-625.m
Last Edit : 24-Jun-2009 06:41 hulat

Compound	0.0500000 Level 1	0.2500000 Level 2	0.5000000 Level 3	1.0000 Level 4	2.5000 Level 5	5.0000 Level 6	Curve	Coefficients b	m1	m2	%RSD or R^2	
	7.5000 Level 7	10.0000 Level 8	12.5000 Level 9									
32 N-Nitroso-di-n-propylamine	+++++	1.24455	1.16386	1.11981	1.20743	1.15613						
	1.32230	1.16198	1.17303				AVRG		1.19364		5.34623	<-
M 195 Cresols, total	+++++	2.83167	2.72815	2.57188	2.77543	2.69751						
	3.00204	2.91204	2.91068				AVRG		2.80368		4.95007	<-
192 4-Methylphenol	+++++	1.38741	1.36153	1.30297	1.43238	1.39815						
	1.53282	1.47448	1.46057				AVRG		1.41879		5.06428	<-
193 3-Methylphenol	+++++	1.58109	1.45997	1.47100	1.31813	1.32837						
	1.41319	1.39876	1.45981				AVRG		1.42879		5.93796	<-
34 Hexachloroethane	+++++	0.57083	0.58304	0.58758	0.58838	0.58539						
	0.63508	0.60260	0.58559				AVRG		0.59231		3.26199	<-
35 Nitrobenzene	0.44362	0.42957	0.41910	0.40324	0.41520	0.41260						
	0.44874	0.42347	0.40549				AVRG		0.42234		3.75138	
36 N-Nitrosopyrrolidine	+++++	0.85697	0.82994	0.82574	0.70605	0.73469						
	0.76978	0.76918	0.78182				AVRG		0.78427		6.48549	<-

TestAmerica North Canton

INITIAL CALIBRATION DATA

Start Cal Date : 19-JUN-2009 11:18
End Cal Date : 23-JUN-2009 20:20
Quant Method : ISTD
Target Version : 4.14
Integrator : HP RTE
Method file : \\cansvr11\dd\chem\MSS\a4ag2.i\90623A.b\8270C-625.m
Last Edit : 24-Jun-2009 06:41 hulat

Compound	0.0500000 Level 1	0.2500000 Level 2	0.5000000 Level 3	1.0000 Level 4	2.5000 Level 5	5.0000 Level 6	Curve	Coefficients b	m1	m2	%RSD or R^2	
	7.5000 Level 7	10.0000 Level 8	12.5000 Level 9									
37 Acetophenone	+++++	1.96153	1.88554	1.82470	1.87787	1.83396						
	2.06970	1.89094	1.98362				AVRG		1.91598		4.33737	<-
39 o-Toluidine	+++++	2.74238	2.47715	2.57971	2.18286	2.04017						
	1.97295	+++++	+++++				AVRG		2.33254		13.38197	<-
40 N-Nitrosopiperidine	+++++	0.21902	0.17692	0.18783	0.16194	0.15997						
	0.16751	0.16767	0.16824				AVRG		0.17614		11.04165	<-
41 Isophorone	+++++	0.75972	0.71687	0.69589	0.73069	0.74378						
	0.82380	0.75180	0.67476				AVRG		0.73716		6.13657	<-
42 2-Nitrophenol	+++++	0.18139	0.19001	0.18644	0.19750	0.20810						
	0.23279	0.23111	0.22954				AVRG		0.20711		10.34530	<-
43 2,4-Dimethylphenol	+++++	0.41641	0.38923	0.37324	0.40308	0.40120						
	0.45343	0.43843	0.42923				AVRG		0.41303		6.43196	<-
44 bis(2-Chloroethoxy)methane	+++++	0.42157	0.38061	0.36111	0.37882	0.37079						
	0.41302	0.37493	0.36324				AVRG		0.38301		5.83486	<-

1021

TestAmerica North Canton

INITIAL CALIBRATION DATA

Start Cal Date : 19-JUN-2009 11:18
End Cal Date : 23-JUN-2009 20:20
Quant Method : ISTD
Target Version : 4.14
Integrator : HP RTE
Method file : \\cansvr11\dd\chem\MSS\a4ag2.i\90623A.b\8270C-625.m
Last Edit : 24-Jun-2009 06:41 hulat

Compound	0.0500000 Level 1	0.2500000 Level 2	0.5000000 Level 3	1.0000 Level 4	2.5000 Level 5	5.0000 Level 6	Curve	Coefficients b	m1	m2	%RSD or R^2	
	7.5000 Level 7	10.0000 Level 8	12.5000 Level 9									
45 O,O,O-Triethyl phosphorothioa	+++++	0.22741	0.19950	0.20285	0.17748	0.18235						
	0.20732	0.19454	0.21487				AVRG		0.20079		8.15717	<-
46 2,4-Toluenediamene	+++++	0.21154	0.19722	0.19437	0.19096	0.18059						
	+++++	+++++	+++++				AVRG		0.19493		5.75240	<-
47 1,3,5-Trichlorobenzene	+++++	0.42462	0.35629	0.33575	0.34529	0.30375						
	0.35933	0.41018	0.42152				AVRG		0.36959		11.98051	<-
48 2,4-Dichlorophenol	+++++	0.27829	0.26071	0.26990	0.29443	0.29197						
	0.33063	0.32118	0.31163				AVRG		0.29484		8.43047	<-
49 Benzoic Acid	+++++	+++++	119741	280223	845506	1470588						
	2365864	4600896	5312219				QUAD	0.43444	3.27800	0.16076	0.99566	<-
50 1,2,4-Trichlorobenzene	+++++	0.31945	0.30004	0.28602	0.30185	0.30787						
	0.34068	0.33952	0.33079				AVRG		0.31578		6.34786	<-
51 Naphthalene	0.91720	1.07832	1.00967	0.96612	1.02133	1.04018						
	1.14591	0.80826	0.73087				AVRG		0.96865		13.55611	

North Canton

TestAmerica North Canton

INITIAL CALIBRATION DATA

Start Cal Date : 19-JUN-2009 11:18
End Cal Date : 23-JUN-2009 20:20
Quant Method : ISTD
Target Version : 4.14
Integrator : HP RTE
Method file : \\cansvr11\dd\chem\MSS\a4ag2.i\90623A.b\8270C-625.m
Last Edit : 24-Jun-2009 06:41 hulat

Compound	0.0500000 Level 1	0.2500000 Level 2	0.5000000 Level 3	1.0000 Level 4	2.5000 Level 5	5.0000 Level 6	Curve	Coefficients b	Coefficients m1	Coefficients m2	%RSD or R^2	
	7.5000 Level 7	10.0000 Level 8	12.5000 Level 9									
52 4-Chloroaniline	+++++	0.47517	0.46181	0.43001	0.48290	0.48355						
	0.48954	0.46283	0.48441				AVRG		0.47128		4.14498	<-
53 a,a-Dimethyl-phenethylamine	+++++	+++++	0.67342	0.84585	0.79428	0.79686						
	0.83144	0.83657	0.87277				AVRG		0.80731		8.06166	<-
54 2,6-Dichlorophenol	+++++	0.32881	0.29093	0.30262	0.26075	0.26535						
	0.29105	0.28168	0.29930				AVRG		0.29006		7.47021	<-
55 Hexachloropropene	+++++	+++++	+++++	0.23421	0.20908	0.22012						
	0.25642	0.23828	0.25340				AVRG		0.23525		7.84141	<-
56 Hexachlorobutadiene	+++++	0.21394	0.18327	0.17380	0.18609	0.19648						
	0.21527	0.22359	0.21502				AVRG		0.20093		9.16645	<-
57 1,2,3-Trichlorobenzene	+++++	0.29960	0.27241	0.26592	0.26895	0.28621						
	0.31602	0.31078	0.30319				AVRG		0.29038		6.78862	<-
58 N-Nitrosodi-n-butylamine	+++++	0.29290	0.27953	0.29337	0.25614	0.25403						
	0.26849	0.26637	0.28331				AVRG		0.27427		5.60752	<-

TestAmerica North Canton

INITIAL CALIBRATION DATA

Start Cal Date : 19-JUN-2009 11:18
End Cal Date : 23-JUN-2009 20:20
Quant Method : ISTD
Target Version : 4.14
Integrator : HP RTE
Method file : \\cansvr11\dd\chem\MSS\a4ag2.i\90623A.b\8270C-625.m
Last Edit : 24-Jun-2009 06:41 hulat

Compound	0.0500000 Level 1	0.2500000 Level 2	0.5000000 Level 3	1.0000 Level 4	2.5000 Level 5	5.0000 Level 6	Curve	Coefficients b	Coefficients m1	Coefficients m2	%RSD or R^2	
	7.5000 Level 7	10.0000 Level 8	12.5000 Level 9									
59 4-Chloro-3-Methylphenol	+++++	+++++	0.31403	0.29431	0.32151	0.33175						
	0.38378	0.34443	0.33524				AVRG		0.33215		8.42630	<-
60 p-Phenylene diamine	+++++	+++++	0.37400	0.38993	0.35689	0.34709						
	0.30789	+++++	+++++				AVRG		0.35516		8.75415	<-
61 Safrole	+++++	0.32881	0.29093	0.30262	0.26075	0.26535						
	0.29105	0.28168	0.29930				AVRG		0.29006		7.47021	<-
62 2-Methylnaphthalene	0.56623	0.67834	0.62842	0.59379	0.63949	0.65483						
	0.73955	0.66228	0.57287				AVRG		0.63731		8.63879	
63 1-Methylnaphthalene	0.53986	0.67949	0.64409	0.60243	0.64904	0.66035						
	0.74852	0.70509	0.63113				AVRG		0.65111		9.16559	
64 Hexachlorocyclopentadiene	+++++	21251	55280	112258	343437	696594						
	1202344	2628632	3226206				QUAD	0.17535	2.32770	-0.18250	0.99653	<-
65 1,2,4,5-Tetrachlorobenzene	+++++	0.68570	0.63329	0.61952	0.53302	0.55112						
	0.64860	0.62969	0.64688				AVRG		0.61848		8.29409	<-

TestAmerica North Canton

INITIAL CALIBRATION DATA

Start Cal Date : 19-JUN-2009 11:18
End Cal Date : 23-JUN-2009 20:20
Quant Method : ISTD
Target Version : 4.14
Integrator : HP RTE
Method file : \\cansvr11\dd\chem\MSS\a4ag2.i\90623A.b\8270C-625.m
Last Edit : 24-Jun-2009 06:41 hulat

Compound	0.0500000 Level 1	0.2500000 Level 2	0.5000000 Level 3	1.0000 Level 4	2.5000 Level 5	5.0000 Level 6	Curve	Coefficients b	m1	m2	%RSD or R^2	
	7.5000 Level 7	10.0000 Level 8	12.5000 Level 9									
66 2,4,6-Trichlorophenol	+++++	0.34310	0.36749	0.35946	0.39518	0.39376						
	0.46053	0.44906	0.46296				AVRG		0.40394		11.80250	<-
67 2,4,5-Trichlorophenol	+++++	0.39180	0.39994	0.36963	0.43184	0.42498						
	0.49497	0.48746	0.48272				AVRG		0.43542		11.01575	<-
68 1,2,3,5-Tetrachlorobenzene	+++++	0.58027	0.58585	0.55997	0.60546	0.61312						
	0.71329	0.73137	0.76228				AVRG		0.64395		12.22289	<-
69 1,4-Dinitrobenzene	+++++	+++++	0.16529	0.18297	0.18189	0.19463						
	0.21240	0.21076	0.22452				AVRG		0.19606		10.64575	<-
70 2-Chloronaphthalene	1.09824	1.17349	1.08125	1.04214	1.11915	1.10412						
	1.26575	1.14169	1.08267				AVRG		1.12317		5.81854	
71 Isosafrole 1	+++++	0.19610	0.16982	0.15922	0.13835	0.14760						
	0.15997	0.15970	0.16361				AVRG		0.16180		10.47414	<-
M 188 Isosafrole, Total	+++++	1.41047	1.25161	1.25380	1.10887	1.15596						
	1.32337	1.30231	1.30584				AVRG		1.26403		7.57586	<-

TestAmerica North Canton

INITIAL CALIBRATION DATA

Start Cal Date : 19-JUN-2009 11:18
End Cal Date : 23-JUN-2009 20:20
Quant Method : ISTD
Target Version : 4.14
Integrator : HP RTE
Method file : \\cansvr11\dd\chem\MSS\a4ag2.i\90623A.b\8270C-625.m
Last Edit : 24-Jun-2009 06:41 hulat

Compound	0.0500000 Level 1	0.2500000 Level 2	0.5000000 Level 3	1.0000 Level 4	2.5000 Level 5	5.0000 Level 6	Curve	Coefficients b	m1	m2	%RSD or R^2	
	7.5000 Level 7	10.0000 Level 8	12.5000 Level 9									
72 Isosafrole 2	+++++	1.21436	1.08179	1.09457	0.97052	1.00835						
	1.16340	1.14261	1.14223				AVRG		1.10223		7.36909	<-
73 2-Nitroaniline	+++++	0.40290	0.39499	0.38620	0.42667	0.41381						
	0.48269	0.43456	0.43849				AVRG		0.42254		7.25367	<-
74 1,2,3,4-Tetrachlorobenzene	+++++	0.56941	0.55115	0.52202	0.57846	0.58759						
	0.67692	0.69877	0.70729				AVRG		0.61145		11.75381	<-
75 1,4-Naphthoquinone	+++++	0.31012	0.34987	0.38607	0.37181	0.39293						
	0.42103	0.42731	0.43628				AVRG		0.38693		11.03757	<-
76 Dimethylphthalate	+++++	1.30399	1.28292	1.19216	1.32373	1.33214						
	1.58592	1.37789	1.28853				AVRG		1.33591		8.54265	<-
77 m-Dinitrobenzene	+++++	+++++	0.22166	0.23960	0.21406	0.22347						
	0.24116	0.24059	0.25363				AVRG		0.23345		5.98124	<-
78 2,6-Dinitrotoluene	+++++	0.26194	0.26322	0.24554	0.28507	0.29589						
	0.34754	0.31324	0.31801				AVRG		0.29131		11.72171	<-

TestAmerica North Canton

INITIAL CALIBRATION DATA

Start Cal Date : 19-JUN-2009 11:18
End Cal Date : 23-JUN-2009 20:20
Quant Method : ISTD
Target Version : 4.14
Integrator : HP RTE
Method file : \\cansvr11\dd\chem\MSS\a4ag2.i\90623A.b\8270C-625.m
Last Edit : 24-Jun-2009 06:41 hulat

Compound	0.0500000 Level 1	0.2500000 Level 2	0.5000000 Level 3	1.0000 Level 4	2.5000 Level 5	5.0000 Level 6	Curve	Coefficients b	m1	m2	%RSD or R^2	
	7.5000 Level 7	10.0000 Level 8	12.5000 Level 9									
79 Acenaphthylene	1.45014	1.85879	1.79942	1.78673	1.93402	1.93015						
	2.23665	1.58429	1.51658				AVRG		1.78853		13.65662	
80 1,2-Dinitrobenzene	+++++	0.13791	0.13748	0.12973	0.14951	0.15034						
	0.18077	0.16020	0.15711				AVRG		0.15038		10.70607	<-
81 3-Nitroaniline	+++++	0.30980	0.29531	0.30273	0.33202	0.34631						
	0.39533	0.35931	0.35919				AVRG		0.33750		10.11330	<-
82 Acenaphthene	1.01124	1.19222	1.14358	1.10723	1.22196	1.20424						
	1.41387	1.27218	1.24177				AVRG		1.20092		9.34086	
83 2,4-Dinitrophenol	+++++	+++++	67905	148713	450957	870722						
	1591867	3171839	3884915				QUAD	0.46894	3.41789	-0.14876	0.99612	<-
84 Pentachlorobenzene	+++++	0.62813	0.51870	0.52656	0.45777	0.49431						
	0.58443	0.55707	0.59833				AVRG		0.54566		10.42731	<-
85 4-Nitrophenol	+++++	+++++	0.24886	0.27790	0.29885	0.30818						
	0.37658	0.33001	0.32356				AVRG		0.30913		13.14576	<-

TestAmerica North Canton

INITIAL CALIBRATION DATA

Start Cal Date : 19-JUN-2009 11:18
End Cal Date : 23-JUN-2009 20:20
Quant Method : ISTD
Target Version : 4.14
Integrator : HP RTE
Method file : \\cansvr11\dd\chem\MSS\a4ag2.i\90623A.b\8270C-625.m
Last Edit : 24-Jun-2009 06:41 hulat

Compound	0.0500000 Level 1	0.2500000 Level 2	0.5000000 Level 3	1.0000 Level 4	2.5000 Level 5	5.0000 Level 6	Curve	Coefficients b	m1	m2	%RSD or R^2	
	7.5000 Level 7	10.0000 Level 8	12.5000 Level 9									
86 Dibenzofuran	1.48880	1.66852	1.65956	1.53127	1.67264	1.67908						
	1.95800	1.43217	1.31891				AVRG		1.60099		11.52148	
87 2,4-Dinitrotoluene	+++++	0.34438	0.36814	0.34750	0.38212	0.39617						
	0.47262	0.41816	0.42474				AVRG		0.39423		10.99365	<-
88 2,3,4,6-Tetrachlorophenol	+++++	+++++	0.28904	0.31009	0.29480	0.31976						
	0.36159	0.33944	0.39142				AVRG		0.32945		11.27264	<-
89 1-Naphthylamine	+++++	89972	329225	522836	1020133	1610214						
	2784758	+++++	+++++				QUAD	-0.05550	0.86665	0.07203	0.99902	<-
90 Zinophos	+++++	0.34577	0.36932	0.38646	0.33566	0.34735						
	0.35396	0.35402	0.38540				AVRG		0.35974		5.20907	<-
91 2,3,5,6-Tetrachlorophenol	+++++	+++++	75524	122535	344058	621168						
	1095138	2000457	2480879				QUAD	0.14309	2.48328	-0.09155	0.99662	<-
92 2-Naphthylamine	+++++	100445	336631	533481	1029839	1650195						
	2408911	+++++	+++++				QUAD	0.08621	0.38640	0.27266	0.99431	<-

TestAmerica North Canton

INITIAL CALIBRATION DATA

Start Cal Date : 19-JUN-2009 11:18
End Cal Date : 23-JUN-2009 20:20
Quant Method : ISTD
Target Version : 4.14
Integrator : HP RTE
Method file : \\cansvr11\dd\chem\MSS\a4ag2.i\90623A.b\8270C-625.m
Last Edit : 24-Jun-2009 06:41 hulat

Compound	0.0500000 Level 1	0.2500000 Level 2	0.5000000 Level 3	1.0000 Level 4	2.5000 Level 5	5.0000 Level 6	Curve	Coefficients b	m1	m2	%RSD or R^2	
	7.5000 Level 7	10.0000 Level 8	12.5000 Level 9									
93 Diethylphthalate	+++++	1.41403	1.34808	1.26195	1.42505	1.41334						
	1.71744	1.36984	1.28996				AVRG		1.40496		9.93355	<-
94 Fluorene	1.14719	1.41435	1.33871	1.29399	1.35543	1.39404						
	1.71590	+++++	+++++				AVRG		1.37994		12.48572	
95 4-Chlorophenyl-phenylether	+++++	0.72272	0.64349	0.62252	0.66949	0.69357						
	0.83192	0.78083	0.79977				AVRG		0.72054		10.64754	<-
96 4-Nitroaniline	+++++	0.31899	0.33998	0.33478	0.37975	0.38343						
	0.47359	0.43127	0.43399				AVRG		0.38697		14.25290	<-
97 5-Nitro-o-toluidine	+++++	0.35312	0.37920	0.42931	0.37435	0.37138						
	0.35490	0.34760	0.35310				AVRG		0.37037		7.15998	<-
98 4,6-Dinitro-2-methylphenol	+++++	+++++	45104	81044	247233	461469						
	827987	1511374	1845578				QUAD	0.18469	5.72807	-0.55744	0.99678	<-
99 N-Nitrosodiphenylamine	+++++	0.60319	0.56481	0.55162	0.58034	0.59472						
	0.67867	0.69534	0.60918				AVRG		0.60973		8.45597	<-

TestAmerica North Canton

INITIAL CALIBRATION DATA

Start Cal Date : 19-JUN-2009 11:18
End Cal Date : 23-JUN-2009 20:20
Quant Method : ISTD
Target Version : 4.14
Integrator : HP RTE
Method file : \\cansvr11\dd\chem\MSS\a4ag2.i\90623A.b\8270C-625.m
Last Edit : 24-Jun-2009 06:41 hulat

Compound	0.0500000 Level 1	0.2500000 Level 2	0.5000000 Level 3	1.0000 Level 4	2.5000 Level 5	5.0000 Level 6	Curve	Coefficients b	m1	m2	%RSD or R^2	
	7.5000 Level 7	10.0000 Level 8	12.5000 Level 9									
100 1,2-Diphenylhydrazine	+++++	1.07197	0.98697	0.97286	1.00905	1.00246						
	1.11581	0.93301	0.75574				AVRG		0.98098		10.95508	<-
101 Diphenylamine	+++++	0.60319	0.56481	0.55162	0.58034	0.59472						
	0.67867	0.69534	0.60918				AVRG		0.60973		8.45597	<-
102 Tetraethyl dithiopyrophosphat	+++++	0.12177	0.11426	0.12188	0.10431	0.11308						
	0.13483	0.12520	0.14082				AVRG		0.12202		9.70565	<-
103 Diallate 1	+++++	0.85140	0.74731	0.77228	0.65559	0.66298						
	0.70274	0.70891	0.70276				AVRG		0.72550		8.81394	<-
M 189 Diallate, Total	+++++	3.64174	3.33047	3.56348	3.16074	3.24077						
	3.18448	3.17566	3.54081				AVRG		3.35477		5.88487	<-
104 Phorate	+++++	0.20218	0.19278	0.19604	0.16658	0.17405						
	0.19403	0.18905	0.19882				AVRG		0.18919		6.58104	<-
105 1,3,5-Trinitrobenzene	+++++	+++++	24841	48153	117620	244087						
	490369	301814	616326				QUAD	0.11073	12.22093	-3.28212	0.99803	<-

TestAmerica North Canton

INITIAL CALIBRATION DATA

Start Cal Date : 19-JUN-2009 11:18
End Cal Date : 23-JUN-2009 20:20
Quant Method : ISTD
Target Version : 4.14
Integrator : HP RTE
Method file : \\cansvr11\dd\chem\MSS\a4ag2.i\90623A.b\8270C-625.m
Last Edit : 24-Jun-2009 06:41 hulat

Compound	0.0500000 Level 1	0.2500000 Level 2	0.5000000 Level 3	1.0000 Level 4	2.5000 Level 5	5.0000 Level 6	Curve	Coefficients b	m1	m2	%RSD or R^2	
	7.5000 Level 7	10.0000 Level 8	12.5000 Level 9									
106 4-Bromophenyl-phenylether	+++++	0.21823	0.20156	0.20784	0.22432	0.22793						
	0.27302	0.27940	0.27724				AVRG		0.23869		13.61541	<-
107 Hexachlorobenzene	+++++	0.23398	0.20273	0.20688	0.22201	0.23208						
	0.27906	0.29033	0.28624				AVRG		0.24416		14.65775	
108 Phenacetin	+++++	0.38967	0.43247	0.49237	0.44892	0.47432						
	0.51626	0.49367	0.53471				AVRG		0.47280		10.00044	<-
109 Diallate 2	+++++	0.11587	0.10278	0.09981	0.09057	0.08912						
	0.09406	0.09483	0.09629				AVRG		0.09792		8.70070	<-
110 Dimethoate	+++++	0.33914	0.33416	0.34025	0.28112	0.28246						
	0.27392	0.29360	0.27598				AVRG		0.30258		9.85838	<-
111 Pentachlorophenol	+++++	48746	114132	209077	627581	1143265						
	2179882	4197685	5388971				QUAD	0.28064	4.78716	-0.37525	0.99647	<-
112 Pentachloronitrobenzene	+++++	0.12510	0.12997	0.13825	0.12032	0.13870						
	0.16132	0.15094	0.16687				AVRG		0.14143		11.93413	<-

TestAmerica North Canton

INITIAL CALIBRATION DATA

Start Cal Date : 19-JUN-2009 11:18
End Cal Date : 23-JUN-2009 20:20
Quant Method : ISTD
Target Version : 4.14
Integrator : HP RTE
Method file : \\cansvr11\dd\chem\MSS\a4ag2.i\90623A.b\8270C-625.m
Last Edit : 24-Jun-2009 06:41 hulat

Compound	0.0500000 Level 1	0.2500000 Level 2	0.5000000 Level 3	1.0000 Level 4	2.5000 Level 5	5.0000 Level 6	Curve	Coefficients b	m1	m2	%RSD or R^2	
	7.5000 Level 7	10.0000 Level 8	12.5000 Level 9									
113 4-Aminobiphenyl	+++++	99733	380785	640658	1208179	2045882						
	3660014	1965052	3950333				QUAD	-0.10221	1.46417	0.05532	0.99229	<-
114 Pronamide	+++++	0.39771	0.38391	0.43829	0.40010	0.44244						
	0.49452	0.45858	0.51966				AVRG		0.44190		10.87627	<-
115 Phenanthrene	0.95935	1.17594	1.11431	1.08867	1.14383	1.15415						
	1.27022	0.94890	0.87010				AVRG		1.08061		11.88759	
116 Anthracene	0.93062	1.18711	1.07739	1.06712	1.13735	1.16501						
	1.37294	0.99539	+++++				AVRG		1.11662		12.04950	
117 Dinoseb	+++++	13544	62374	107366	294825	616876						
	1361551	768941	1733313				QUAD	0.10642	4.92608	-0.75546	0.99336	<-
118 Disulfoton	+++++	0.49617	0.48135	0.48962	0.42039	0.44009						
	0.45650	0.45637	0.48058				AVRG		0.46513		5.65624	<-
119 Carbazole	+++++	1.09015	1.07654	1.03018	1.10797	1.11716						
	1.24423	0.98504	0.82149				AVRG		1.05909		11.51339	<-

TestAmerica North Canton

INITIAL CALIBRATION DATA

Start Cal Date : 19-JUN-2009 11:18
End Cal Date : 23-JUN-2009 20:20
Quant Method : ISTD
Target Version : 4.14
Integrator : HP RTE
Method file : \\cansvr11\dd\chem\MSS\a4ag2.i\90623A.b\8270C-625.m
Last Edit : 24-Jun-2009 06:41 hulat

Compound	0.0500000 Level 1	0.2500000 Level 2	0.5000000 Level 3	1.0000 Level 4	2.5000 Level 5	5.0000 Level 6	Curve	Coefficients b	m1	m2	%RSD or R^2	
	7.5000 Level 7	10.0000 Level 8	12.5000 Level 9									
120 Di-n-Butylphthalate	+++++	1.30095	1.28862	1.26591	1.39813	1.43613						
	1.48907	0.99105	+++++				AVRG		1.30998		12.46395	<-
121 4-Nitroquinoline 1-oxide	+++++	+++++	26376	50523	134080	292089						
	628347	364456	776531				QUAD	0.16637	9.90624	-2.43127	0.99432	<-
122 Methapyrilene	+++++	0.38947	0.42974	0.44290	0.36334	0.34547						
	0.33521	+++++	+++++				AVRG		0.38436		11.56676	<-
123 Fluoranthene	0.96037	1.25444	1.19653	1.16950	1.27132	1.30740						
	1.44158	1.02332	0.97758				AVRG		1.17800		13.83999	
124 Benzidine	+++++	+++++	0.69197	0.71614	0.79876	0.81333						
	0.85890	0.78757	0.67213				AVRG		0.76269		9.13263	<-
125 Pyrene	1.18503	1.41336	1.34677	1.28240	1.34502	1.38265						
	1.28360	0.94271	+++++				AVRG		1.27269		11.85640	
126 Aramite 1	+++++	0.05283	0.05003	0.05761	0.04865	0.05430						
	0.05728	0.05665	0.06169				AVRG		0.05488		7.83789	<-

TestAmerica North Canton

INITIAL CALIBRATION DATA

Start Cal Date : 19-JUN-2009 11:18
End Cal Date : 23-JUN-2009 20:20
Quant Method : ISTD
Target Version : 4.14
Integrator : HP RTE
Method file : \\cansvr11\dd\chem\MSS\a4ag2.i\90623A.b\8270C-625.m
Last Edit : 24-Jun-2009 06:41 hulat

Compound	0.0500000 Level 1	0.2500000 Level 2	0.5000000 Level 3	1.0000 Level 4	2.5000 Level 5	5.0000 Level 6	Curve	Coefficients b	m1	m2	%RSD or R^2	
	7.5000 Level 7	10.0000 Level 8	12.5000 Level 9									
M 191 Aramite, Total	+++++	0.46858	0.53210	0.63211	0.56791	0.63477						
	0.61330	0.58101	0.73895				AVRG		0.59609		13.43160	<-
127 Aramite 2	+++++	0.08939	0.09692	0.10313	0.09534	0.10193						
	0.10873	0.10547	0.11627				AVRG		0.10215		8.20030	<-
128 p-Dimethylamino azobenzene	+++++	0.26979	0.29697	0.31312	0.29776	0.31653						
	0.35412	0.33649	0.37774				AVRG		0.32032		10.79805	<-
129 p-Chlorobenzilate	+++++	0.61225	0.58265	0.62209	0.55402	0.57693						
	0.62068	0.59764	0.65688				AVRG		0.60289		5.31463	<-
130 Famphur 1	+++++	57467	219774	326311	432021	420820						
	232953	+++++	+++++				QUAD	-0.78584	18.01679	-29.93230	0.17226	<-
131 Butylbenzylphthalate	+++++	0.58844	0.58905	0.57718	0.62020	0.63022						
	0.69753	0.62868	0.59685				AVRG		0.61602		6.25348	<-
132 3,3'-Dimethylbenzidine	+++++	76026	292900	538569	1023291	1590828						
	1942632	1055351	+++++				QUAD	0.31143	-0.69176	1.94309	0.96995	<-

TestAmerica North Canton

INITIAL CALIBRATION DATA

Start Cal Date : 19-JUN-2009 11:18
End Cal Date : 23-JUN-2009 20:20
Quant Method : ISTD
Target Version : 4.14
Integrator : HP RTE
Method file : \\cansvr11\dd\chem\MSS\a4ag2.i\90623A.b\8270C-625.m
Last Edit : 24-Jun-2009 06:41 hulat

Compound	0.0500000 Level 1	0.2500000 Level 2	0.5000000 Level 3	1.0000 Level 4	2.5000 Level 5	5.0000 Level 6	Curve	Coefficients b	m1	m2	%RSD or R^2	
	7.5000 Level 7	10.0000 Level 8	12.5000 Level 9									
133 3,3'-Dimethoxybenzidine	+++++	+++++	0.26270	0.25374	0.27127	0.28495						
	0.29846	0.28762	0.28869				AVRG		0.27820		5.76145	<-
134 2-Acetylaminofluorene	+++++	45575	221327	385810	851995	1755578						
	3310203	2088288	4311601				QUAD	0.04658	1.67085	-0.06402	0.99942	<-
135 3,3'-Dichlorobenzidine	+++++	89374	189106	322057	943880	1749046						
	3411249	6119169	7477209				QUAD	0.10414	1.59145	-0.03561	0.99746	<-
136 Benzo(a)Anthracene	1.34339	1.38968	1.29039	1.26776	1.34911	1.36263						
	1.46181	1.11207	0.99355				AVRG		1.28560		11.37004	
137 Chrysene	1.07287	1.33039	1.23610	1.21811	1.24007	1.29882						
	1.33129	1.02760	0.88631				AVRG		1.18240		12.99046	
138 4,4'-Methylene bis(o-chloroan	+++++	44197	93673	158084	482929	880908						
	1749727	3115883	3829238				QUAD	0.11121	3.12411	-0.14382	0.99735	<-
139 bis(2-ethylhexyl)Phthalate	+++++	0.94192	0.95120	0.87778	0.92197	0.93314						
	1.03770	0.84521	0.70228				AVRG		0.90140		10.89353	<-

TestAmerica North Canton

INITIAL CALIBRATION DATA

Start Cal Date : 19-JUN-2009 11:18
End Cal Date : 23-JUN-2009 20:20
Quant Method : ISTD
Target Version : 4.14
Integrator : HP RTE
Method file : \\cansvr11\dd\chem\MSS\a4ag2.i\90623A.b\8270C-625.m
Last Edit : 24-Jun-2009 06:41 hulat

Compound	0.0500000 Level 1	0.2500000 Level 2	0.5000000 Level 3	1.0000 Level 4	2.5000 Level 5	5.0000 Level 6	Curve	Coefficients b	m1	m2	%RSD or R^2	
	7.5000 Level 7	10.0000 Level 8	12.5000 Level 9									
140 Di-n-octylphthalate	+++++	197753	460515	764480	2385409	4397019						
	8249700	+++++	+++++				QUAD	0.02576	0.78361	-0.03202	0.99975	<-
141 Benzo(b)fluoranthene	38665	221709	462165	783092	2106319	4006597						
	7128293	12804058	16215105				QUAD	0.05307	0.73741	-0.01118	0.99903	
142 Benzo(k)fluoranthene	1.11732	1.37323	1.29432	1.23626	1.42902	1.38466						
	1.73669	1.49823	1.32535				AVRG		1.37723		12.67025	
143 7,12-dimethylbenz[a]anthracen	+++++	0.66145	0.61713	0.68174	0.60590	0.64438						
	0.75945	0.73051	0.80615				AVRG		0.68834		10.31355	<-
144 Hexachlorophene	+++++	+++++	+++++	+++++	+++++	+++++						
	+++++	+++++	+++++				AVRG		0.000e+000		0.000e+000	<-
145 Hexachlorophene product	+++++	+++++	+++++	+++++	+++++	+++++						
	+++++	+++++	+++++				AVRG		0.000e+000		0.000e+000	<-
146 Benzo(a)pyrene	32764	199006	425965	697769	2038667	3660792						
	6898699	11778603	14108682				QUAD	0.08446	0.72100	-0.00143	0.99653	

TestAmerica North Canton

INITIAL CALIBRATION DATA

Start Cal Date : 19-JUN-2009 11:18
End Cal Date : 23-JUN-2009 20:20
Quant Method : ISTD
Target Version : 4.14
Integrator : HP RTE
Method file : \\cansvr11\dd\chem\MSS\a4ag2.i\90623A.b\8270C-625.m
Last Edit : 24-Jun-2009 06:41 hulat

Compound	0.0500000 Level 1	0.2500000 Level 2	0.5000000 Level 3	1.0000 Level 4	2.5000 Level 5	5.0000 Level 6	Curve	Coefficients b	m1	m2	%RSD or R^2	
	7.5000 Level 7	10.0000 Level 8	12.5000 Level 9									
148 3-Methylcholanthrene	+++++	0.63180	0.60908	0.68141	0.61893	0.66131						
	0.76338	0.74941	0.80749				AVRG		0.69035		10.75680	<-
149 Indeno(1,2,3-cd)pyrene	34619	208871	459255	758565	2285685	4119567						
	7704915	13127565	16280173				QUAD	0.07963	0.66320	-0.00432	0.99782	
150 Dibenz(a,h)anthracene	28767	181153	379764	630880	1915591	3533479						
	6614256	11425198	14041654				QUAD	0.08801	0.77252	-0.00662	0.99753	
151 Benzo(g,h,i)perylene	31241	174248	384013	632403	1812754	3242172						
	6040986	10162310	12562748				QUAD	0.07050	0.83729	-0.00413	0.99775	
199 3-Picoline	+++++	1.72415	1.62331	1.57182	1.33437	1.35739						
	1.44833	1.38540	1.39304				AVRG		1.47973		9.63662	<-
200 N,N-Dimethylacetamide	+++++	48319	143097	204966	410748	710145						
	1349897	929356	1465259				QUAD	-0.06747	1.00195	-0.00361	0.99821	<-
201 Quinoline	+++++	+++++	+++++	+++++	+++++	+++++						
	+++++	+++++	+++++				AVRG		0.000e+000		0.000e+000	<-

TestAmerica North Canton

INITIAL CALIBRATION DATA

Start Cal Date : 19-JUN-2009 11:18
End Cal Date : 23-JUN-2009 20:20
Quant Method : ISTD
Target Version : 4.14
Integrator : HP RTE
Method file : \\cansvr11\dd\chem\MSS\a4ag2.i\90623A.b\8270C-625.m
Last Edit : 24-Jun-2009 06:41 hulat

Compound	0.0500000 Level 1	0.2500000 Level 2	0.5000000 Level 3	1.0000 Level 4	2.5000 Level 5	5.0000 Level 6	Curve	Coefficients b	m1	m2	%RSD or R^2	
	7.5000 Level 7	10.0000 Level 8	12.5000 Level 9									
202 Diphenyl	+++++	+++++	+++++	+++++	+++++	+++++						
	+++++	+++++	+++++				AVRG		0.000e+000		0.000e+000	<-
203 Diphenyl ether	+++++	+++++	+++++	+++++	+++++	+++++						
	+++++	+++++	+++++				AVRG		0.000e+000		0.000e+000	<-
204 6-Methylchrysene	+++++	+++++	+++++	+++++	+++++	+++++						
	+++++	+++++	+++++				AVRG		0.000e+000		0.000e+000	<-
205 Benzenethiol	+++++	+++++	+++++	+++++	+++++	+++++						
	+++++	+++++	+++++				AVRG		0.000e+000		0.000e+000	<-
207 Indene	+++++	+++++	+++++	+++++	+++++	+++++						
	+++++	+++++	+++++				AVRG		0.000e+000		0.000e+000	<-
208 Dibenz(a,j)acridine	+++++	+++++	+++++	+++++	+++++	+++++						
	+++++	+++++	+++++				AVRG		0.000e+000		0.000e+000	<-
209 Benzaldehyde	+++++	1.10224	1.13371	1.04419	1.10326	1.05246						
	1.05507	+++++	+++++				AVRG		1.08182		3.34901	<-

TestAmerica North Canton

INITIAL CALIBRATION DATA

Start Cal Date : 19-JUN-2009 11:18
End Cal Date : 23-JUN-2009 20:20
Quant Method : ISTD
Target Version : 4.14
Integrator : HP RTE
Method file : \\cansvr11\dd\chem\MSS\a4ag2.i\90623A.b\8270C-625.m
Last Edit : 24-Jun-2009 06:41 hulat

Compound	0.0500000 Level 1	0.2500000 Level 2	0.5000000 Level 3	1.0000 Level 4	2.5000 Level 5	5.0000 Level 6	Curve	Coefficients b	m1	m2	%RSD or R^2	
	7.5000 Level 7	10.0000 Level 8	12.5000 Level 9									
210 Caprolactam	+++++	0.10577	0.09599	0.09453	0.10798	0.10656						
	0.13153	0.11260	0.11033				AVRG		0.10816		10.55578	<-
211 1,1'-Biphenyl	+++++	1.53774	1.47520	1.42663	1.55625	1.56220						
	1.79743	1.35459	1.26655				AVRG		1.49707		10.66648	<-
212 Atrazine	+++++	0.17103	0.16846	0.16869	0.17966	0.18437						
	0.21222	0.19152	0.17695				AVRG		0.18161		8.11351	<-
213 Benzothiazole	+++++	+++++	+++++	+++++	+++++	+++++						
	+++++	+++++	+++++				AVRG		0.000e+000		0.000e+000	<-
214 1,3-Dimethyl-2-Thiourea	+++++	+++++	+++++	+++++	+++++	+++++						
	+++++	+++++	+++++				AVRG		0.000e+000		0.000e+000	<-
215 Phenyl ether	+++++	+++++	+++++	+++++	+++++	+++++						
	+++++	+++++	+++++				AVRG		0.000e+000		0.000e+000	<-
216 1,3-Diethyl-2-Thiourea	+++++	+++++	+++++	+++++	+++++	+++++						
	+++++	+++++	+++++				AVRG		0.000e+000		0.000e+000	<-

TestAmerica North Canton

INITIAL CALIBRATION DATA

Start Cal Date : 19-JUN-2009 11:18
End Cal Date : 23-JUN-2009 20:20
Quant Method : ISTD
Target Version : 4.14
Integrator : HP RTE
Method file : \\cansvr11\dd\chem\MSS\a4ag2.i\90623A.b\8270C-625.m
Last Edit : 24-Jun-2009 06:41 hulat

Compound	0.0500000 Level 1	0.2500000 Level 2	0.5000000 Level 3	1.0000 Level 4	2.5000 Level 5	5.0000 Level 6	Curve	Coefficients b	m1	m2	%RSD or R^2	
	7.5000 Level 7	10.0000 Level 8	12.5000 Level 9									
217 1,3-Dibutyl-2-Thiourea	+++++	+++++	+++++	+++++	+++++	+++++						
	+++++	+++++	+++++				AVRG		0.000e+000		0.000e+000	
218 1,1,3,3-Tetramethyl-2-Thioure	+++++	+++++	+++++	+++++	+++++	+++++						
	+++++	+++++	+++++				AVRG		0.000e+000		0.000e+000	<-
219 o-Benzyl Phenol	+++++	+++++	+++++	+++++	+++++	+++++						
	+++++	+++++	+++++				AVRG		0.000e+000		0.000e+000	<-
220 Diphenyl Thiourea	+++++	+++++	+++++	+++++	+++++	+++++						
	+++++	+++++	+++++				AVRG		0.000e+000		0.000e+000	<-
221 Hexabromobenzene	+++++	+++++	+++++	+++++	+++++	+++++						
	+++++	+++++	+++++				AVRG		0.000e+000		0.000e+000	<-
222 Dibenz(a,h)acridine	+++++	+++++	+++++	+++++	+++++	+++++						
	+++++	+++++	+++++				AVRG		0.000e+000		0.000e+000	<-
223 1,2-bis(2-chloroethoxy)ethane	+++++	+++++	+++++	+++++	+++++	+++++						
	+++++	+++++	+++++				AVRG		0.000e+000		0.000e+000	<-

TestAmerica North Canton

INITIAL CALIBRATION DATA

Start Cal Date : 19-JUN-2009 11:18
End Cal Date : 23-JUN-2009 20:20
Quant Method : ISTD
Target Version : 4.14
Integrator : HP RTE
Method file : \\cansvr11\dd\chem\MSS\a4ag2.i\90623A.b\8270C-625.m
Last Edit : 24-Jun-2009 06:41 hulat

Compound	0.0500000 Level 1	0.2500000 Level 2	0.5000000 Level 3	1.0000 Level 4	2.5000 Level 5	5.0000 Level 6	Curve	Coefficients b	m1	m2	%RSD or R^2	
	7.5000 Level 7	10.0000 Level 8	12.5000 Level 9									
224 Acrylamide	+++++	+++++	+++++	+++++	+++++	+++++						
	+++++	+++++	+++++				AVRG		0.000e+000		0.000e+000	<-
225 Methyl parathion	+++++	+++++	0.25718	0.29681	0.25743	0.26142						
	0.26532	0.26704	0.26027				AVRG		0.26650		5.20393	<-
226 Parathion	+++++	0.13566	0.17175	0.19519	0.17226	0.18259						
	0.19661	0.19170	0.20474				AVRG		0.18131		12.05173	<-
227 Isodrin	+++++	0.22202	0.18679	0.20268	0.16418	0.17468						
	0.17789	0.17897	0.18026				AVRG		0.18593		9.80948	<-
M 229 Famphur,Total	+++++	+++++	+++++	+++++	+++++	+++++						
	+++++	+++++	+++++				AVRG		0.000e+000		0.000e+000	<-
230 Famphur 2	+++++	+++++	+++++	+++++	+++++	+++++						
	+++++	+++++	+++++				AVRG		0.000e+000		0.000e+000	<-
231 2-Chloroacetophenone	+++++	+++++	+++++	+++++	+++++	+++++						
	+++++	+++++	+++++				AVRG		0.000e+000		0.000e+000	<-

TestAmerica North Canton

INITIAL CALIBRATION DATA

Start Cal Date : 19-JUN-2009 11:18
End Cal Date : 23-JUN-2009 20:20
Quant Method : ISTD
Target Version : 4.14
Integrator : HP RTE
Method file : \\cansvr11\dd\chem\MSS\a4ag2.i\90623A.b\8270C-625.m
Last Edit : 24-Jun-2009 06:41 hulat

Compound	0.0500000 Level 1	0.2500000 Level 2	0.5000000 Level 3	1.0000 Level 4	2.5000 Level 5	5.0000 Level 6	Curve	Coefficients b	m1	m2	%RSD or R^2	
	7.5000 Level 7	10.0000 Level 8	12.5000 Level 9									
232 2-Methylcyclohexanone	+++++	0.76588	0.74080	0.76718	0.75485	0.74750						
	0.80821	0.85417	0.78516				AVRG		0.77797		4.82892	<-
233 3-Methylcyclohexanone	+++++	1.39392	1.40702	1.38928	1.36848	1.39691						
	1.48367	1.50620	1.49594				AVRG		1.43018		3.86617	<-
234 4-Methylcyclohexanone	+++++	0.96944	0.95617	0.94756	0.98308	0.93980						
	1.00864	1.03629	0.99645				AVRG		0.97968		3.36691	<-
235 Tributyl phosphate	+++++	81595	327893	602460	1547857	2866037						
	6007517	3758991	+++++				QUAD	0.06794	0.57162	-0.00693	0.99761	<-
236 Phenyl sulfone	+++++	+++++	+++++	+++++	+++++	+++++						
	+++++	+++++	+++++				AVRG		0.000e+000		0.000e+000	<-
237 3,4-Dichloronitrobenzene	+++++	+++++	+++++	+++++	+++++	+++++						
	+++++	+++++	+++++				AVRG		0.000e+000		0.000e+000	<-
238 Bis(2-hydroxyphenyl)methane	+++++	+++++	+++++	+++++	+++++	+++++						
	+++++	+++++	+++++				AVRG		0.000e+000		0.000e+000	<-

TestAmerica North Canton

INITIAL CALIBRATION DATA

Start Cal Date : 19-JUN-2009 11:18
End Cal Date : 23-JUN-2009 20:20
Quant Method : ISTD
Target Version : 4.14
Integrator : HP RTE
Method file : \\cansvr11\dd\chem\MSS\a4ag2.i\90623A.b\8270C-625.m
Last Edit : 24-Jun-2009 06:41 hulat

Compound	0.0500000 Level 1	0.2500000 Level 2	0.5000000 Level 3	1.0000 Level 4	2.5000 Level 5	5.0000 Level 6	Curve	Coefficients b	m1	m2	%RSD or R^2	
	7.5000 Level 7	10.0000 Level 8	12.5000 Level 9									
239 Bis(4-hydroxyphenyl)methane	+++++	+++++	+++++	+++++	+++++	+++++						
	+++++	+++++	+++++				AVRG		0.000e+000		0.000e+000	<-
240 4-Chlorophenol	+++++	+++++	+++++	+++++	+++++	+++++						
	+++++	+++++	+++++				AVRG		0.000e+000		0.000e+000	<-
241 2,3-Dichlorophenol	+++++	+++++	+++++	+++++	+++++	+++++						
	+++++	+++++	+++++				AVRG		0.000e+000		0.000e+000	<-
242 2,5-Dichlorophenol	+++++	+++++	+++++	+++++	+++++	+++++						
	+++++	+++++	+++++				AVRG		0.000e+000		0.000e+000	<-
243 Octachlorostyrene	+++++	+++++	+++++	+++++	+++++	+++++						
	+++++	+++++	+++++				AVRG		0.000e+000		0.000e+000	<-
244 Octachlorocyclopentene	+++++	+++++	+++++	+++++	+++++	+++++						
	+++++	+++++	+++++				AVRG		0.000e+000		0.000e+000	<-
245 Catechol	+++++	+++++	+++++	+++++	+++++	+++++						
	+++++	+++++	+++++				AVRG		0.000e+000		0.000e+000	<-

TestAmerica North Canton

INITIAL CALIBRATION DATA

Start Cal Date : 19-JUN-2009 11:18
End Cal Date : 23-JUN-2009 20:20
Quant Method : ISTD
Target Version : 4.14
Integrator : HP RTE
Method file : \\cansvr11\dd\chem\MSS\a4ag2.i\90623A.b\8270C-625.m
Last Edit : 24-Jun-2009 06:41 hulat

Compound	0.0500000 Level 1	0.2500000 Level 2	0.5000000 Level 3	1.0000 Level 4	2.5000 Level 5	5.0000 Level 6	Curve	Coefficients b	m1	m2	%RSD or R^2	
	7.5000 Level 7	10.0000 Level 8	12.5000 Level 9									
246 3-methylcatechol	+++++	+++++	+++++	+++++	+++++	+++++						
	+++++	+++++	+++++				AVRG		0.000e+000		0.000e+000	<-
247 4-methylcatechol	+++++	+++++	+++++	+++++	+++++	+++++						
	+++++	+++++	+++++				AVRG		0.000e+000		0.000e+000	<-
248 Hydroquinone	+++++	+++++	+++++	+++++	+++++	+++++						
	+++++	+++++	+++++				AVRG		0.000e+000		0.000e+000	<-
249 Resorcinol	+++++	+++++	+++++	+++++	+++++	+++++						
	+++++	+++++	+++++				AVRG		0.000e+000		0.000e+000	<-
250 N-methyl-pyrrolidone	+++++	+++++	+++++	+++++	+++++	+++++						
	+++++	+++++	+++++				AVRG		0.000e+000		0.000e+000	<-
$ 154 Nitrobenzene-d5	0.45301	0.49837	0.47857	0.45187	0.45943	0.42948						
	0.47137	0.42349	0.41340				AVRG		0.45322		6.08463	
$ 155 2-Fluorobiphenyl	1.48047	1.44442	1.33288	1.28010	1.37481	1.36080						
	1.53949	1.41700	1.19435				AVRG		1.38048		7.60209	

TestAmerica North Canton

INITIAL CALIBRATION DATA

Start Cal Date : 19-JUN-2009 11:18
End Cal Date : 23-JUN-2009 20:20
Quant Method : ISTD
Target Version : 4.14
Integrator : HP RTE
Method file : \\cansvr11\dd\chem\MSS\a4ag2.i\90623A.b\8270C-625.m
Last Edit : 24-Jun-2009 06:41 hulat

Compound	0.0500000 Level 1	0.2500000 Level 2	0.5000000 Level 3	1.0000 Level 4	2.5000 Level 5	5.0000 Level 6	Curve	Coefficients b	m1	m2	%RSD or R^2	
	7.5000 Level 7	10.0000 Level 8	12.5000 Level 9									
$ 156 Terphenyl-d14	0.94826	0.93364	0.85862	0.83640	0.89609	0.92756						
	1.04077	0.79951	0.72120				AVRG		0.88467		10.55553	
$ 157 Phenol-d5	+++++	1.66359	1.59490	1.52197	1.67769	1.60133						
	1.76379	1.69761	1.71296				AVRG		1.65423		4.67040	
$ 158 2-Fluorophenol	+++++	1.18685	1.21097	1.18535	1.24041	1.17519						
	1.28973	1.26885	1.20640				AVRG		1.22047		3.42584	
$ 159 2,4,6-Tribromophenol	+++++	12567	36129	62129	173588	317606						
	592299	1094141	1378451				QUAD	0.13529	4.85877	-0.55996	0.99587	<-
$ 186 2-Chlorophenol-d4	+++++	1.25017	1.27241	1.24879	1.31876	1.29217						
	1.40991	1.37766	1.38290				AVRG		1.31910		4.82422	<-
$ 187 1,2-Dichlorobenzene-d4	+++++	0.97073	0.87026	0.83338	0.87107	0.86191						
	0.95065	0.92912	0.89622				AVRG		0.89792		5.32548	<-

5B

SEMIVOLATILE ORGANIC INSTRUMENT PERFORMANCE CHECK
DECAFLUOROTRIPHENYLPHOSPHINE (DFTPP)

Lab Name: NORTH CANTON Contract:

Lab Code: TACAN Case No.: SAS No.: SDG No.: 9F15107

Lab File ID: 2DF0624 DFTPP Injection Date: 06/24/09

Instrument ID: A4AG2 DFTPP Injection Time: 0839

m/e	ION ABUNDANCE CRITERIA	% RELATIVE ABUNDANCE
51	30.0 - 80.0% of mass 198	43.5
68	Less than 2.0% of mass 69	0.7 (1.6)1
69	Mass 69 relative abundance	45.6
70	Less than 2.0% of mass 69	0.0 (0.0)1
127	25.0 - 75.0% of mass 198	52.1
197	Less than 1.0% of mass 198	0.3
198	Base Peak, 100% relative abundance	100.0
199	5.0 to 9.0% of mass 198	6.7
275	10.0 - 30.0% of mass 198	28.4
365	Greater than 0.75% of mass 198	5.16
441	Present, but less than mass 443	10.3
442	40.0 - 110.0% of mass 198	72.2
443	15.0 - 24.0% of mass 442	13.3 (18.4)2

1-Value is % mass 69 2-Value is % mass 442

THIS CHECK APPLIES TO THE FOLLOWING SAMPLES, MS, MSD, BLANKS, AND STANDARDS:

	EPA SAMPLE NO.	LAB SAMPLE ID	LAB FILE ID	DATE ANALYZED	TIME ANALYZED
01	SSTD006	L6	2SMH0624	06/24/09	0850
02	MHSD-2	LEXPN1AP	LEXPN1AP	06/24/09	1457
03	MHSD-3	LEXPP1AQ	LEXPP1AQ	06/24/09	1514
04	MHSD-3	LEXPP1DJ	LEXPP1DJ	06/24/09	1532
05	MHSD-3	LEXPP1DK	LEXPP1DK	06/24/09	1549
06	MWSD-2D	LEXQQ1AG	LEXQQ1AG	06/24/09	1607
07	ILSD-9	LEXPC1AD	LEXPC1AD	06/24/09	1624
08	ILSD-23	LEXN61AD	LEXN61AD	06/24/09	1642
09	ILSD-24	LEXPD1AD	LEXPD1AD	06/24/09	1659
10	ILSD-17	LEXP71AG	LEXP71AG	06/24/09	1717
11					
12					
13					
14					
15					
16					
17					
18					
19					
20					
21					
22					

TestAmerica North Canton

6/25

CONTINUING CALIBRATION COMPOUNDS

Instrument ID: a4ag2.i
Lab File ID: 2SMH0624.D
Analysis Type:
Lab Sample ID: L6
Method: \\cansvr11\dd\chem\MSS\a4ag2.i\90624A.b\8270C-625.m

Injection Date: 24-JUN-2009 08:50
Init. Cal. Date(s): 19-JUN-2009 23-JUN-2009
Init. Cal. Times: 11:18 20:20
Quant Type: ISTD

COMPOUND	RRF / AMOUNT	RF5	CCAL RRF5	MIN RRF	%D / %DRIFT	MAX %D / %DRIFT	CURVE TYPE
198 1,4-Dioxane	0.60063	0.65104	0.65104	0.010	-8.39208	50.00000	Averaged
9 Pyridine	1.53140	1.67874	1.67874	0.010	-9.62110	50.00000	Averaged
10 N-Nitrosodimethylamine	0.87668	0.92152	0.92152	0.010	-5.11472	50.00000	Averaged
12 3-Chloropropionitrile	0.67024	0.75756	0.75756	0.010	-13.02824	50.00000	Averaged
209 Benzaldehyde	1.08182	1.10056	1.10056	0.010	-1.73239	50.00000	Averaged
21 Aniline	2.15907	2.29600	2.29600	0.010	-6.34190	50.00000	Averaged
22 Phenol	1.82565	1.92885	1.92885	0.010	-5.65263	20.00000	Averaged
23 bis(2-Chloroethyl)ether	1.37679	1.41777	1.41777	0.010	-2.97616	50.00000	Averaged
24 2-Chlorophenol	1.49081	1.48727	1.48727	0.010	0.23726	50.00000	Averaged
26 1,3-Dichlorobenzene	1.44302	1.43400	1.43400	0.010	0.62502	50.00000	Averaged
27 1,4-Dichlorobenzene	1.36539	1.36393	1.36393	0.010	0.10705	20.00000	Averaged
28 1,2-Dichlorobenzene	1.41389	1.38156	1.38156	0.010	2.28627	50.00000	Averaged
29 Benzyl Alcohol	0.91855	0.92440	0.92440	0.010	-0.63755	50.00000	Averaged
30 2-Methylphenol	1.38489	1.35989	1.35989	0.010	1.80456	50.00000	Averaged
31 bis(2-Chloroisopropyl)ether	1.43202	1.56638	1.56638	0.010	-9.38248	50.00000	Averaged
37 Acetophenone	1.91598	1.96212	1.96212	0.010	-2.40814	50.00000	Averaged
32 N-Nitroso-di-n-propylamine	1.19364	1.26976	1.26976	0.050	-6.37744	50.00000	Averaged
192 4-Methylphenol	1.41879	1.45991	1.45991	0.010	-2.89829	50.00000	Averaged
34 Hexachloroethane	0.59231	0.63013	0.63013	0.010	-6.38486	50.00000	Averaged
35 Nitrobenzene	0.42234	0.43816	0.43816	0.010	-3.74765	50.00000	Averaged
41 Isophorone	0.73716	0.76604	0.76604	0.010	-3.91702	50.00000	Averaged
42 2-Nitrophenol	0.20711	0.20925	0.20925	0.010	-1.03278	20.00000	Averaged
43 2,4-Dimethylphenol	0.41303	0.41907	0.41907	0.010	-1.46247	50.00000	Averaged
44 bis(2-Chloroethoxy)methane	0.38301	0.39113	0.39113	0.010	-2.12035	50.00000	Averaged
46 2,4-Toluenediamene	0.19493	0.16746	0.16746	0.010	14.09456	50.00000	Averaged
47 1,3,5-Trichlorobenzene	0.36959	0.29406	0.29406	0.010	20.43745	50.00000	Averaged
48 2,4-Dichlorophenol	0.29484	0.28516	0.28516	0.010	3.28506	20.00000	Averaged
49 Benzoic Acid	10.00000	8.62796	0.22436	0.010	13.72037	0.000e+000	Quadratic
50 1,2,4-Trichlorobenzene	0.31578	0.29144	0.29144	0.010	7.70647	50.00000	Averaged
51 Naphthalene	0.96865	1.02144	1.02144	0.010	-5.44957	50.00000	Averaged
52 4-Chloroaniline	0.47128	0.44441	0.44441	0.010	5.70039	50.00000	Averaged
56 Hexachlorobutadiene	0.20093	0.17922	0.17922	0.010	10.80728	20.00000	Averaged
210 Caprolactam	0.10816	0.10658	0.10658	0.010	1.46667	50.00000	Averaged
57 1,2,3-Trichlorobenzene	0.29038	0.25957	0.25957	0.010	10.61316	50.00000	Averaged
59 4-Chloro-3-Methylphenol	0.33215	0.32788	0.32788	0.010	1.28560	20.00000	Averaged
62 2-Methylnaphthalene	0.63731	0.63556	0.63556	0.010	0.27457	50.00000	Averaged
63 1-Methylnaphthalene	0.65111	0.64242	0.64242	0.010	1.33535	50.00000	Averaged
64 Hexachlorocyclopentadiene	5.00000	4.21311	0.35682	0.050	15.73774	0.000e+000	Quadratic
66 2,4,6-Trichlorophenol	0.40394	0.38423	0.38423	0.010	4.87895	20.00000	Averaged
67 2,4,5-Trichlorophenol	0.43542	0.40731	0.40731	0.010	6.45455	50.00000	Averaged
211 1,1'-Biphenyl	1.49707	1.66621	1.66621	0.010	-11.29764	50.00000	Averaged
68 1,2,3,5-Tetrachlorobenzene	0.64395	0.59407	0.59407	0.010	7.74566	50.00000	Averaged

TestAmerica North Canton

CONTINUING CALIBRATION COMPOUNDS

Instrument ID: a4ag2.i
Lab File ID: 2SMH0624.D
Analysis Type:
Lab Sample ID: L6
Method: \\cansvr11\dd\chem\MSS\a4ag2.i\90624A.b\8270C-625.m

Injection Date: 24-JUN-2009 08:50
Init. Cal. Date(s): 19-JUN-2009 23-JUN-2009
Init. Cal. Times: 11:18 20:20
Quant Type: ISTD

COMPOUND	RRF / AMOUNT	RF5	CCAL RRF5	MIN RRF	%D / %DRIFT	MAX %D / %DRIFT	CURVE TYPE
70 2-Chloronaphthalene	1.12317	1.11619	1.11619	0.010	0.62169	50.00000	Averaged
73 2-Nitroaniline	0.42254	0.45498	0.45498	0.010	-7.67837	50.00000	Averaged
74 1,2,3,4-Tetrachlorobenzene	0.61145	0.57713	0.57713	0.010	5.61306	50.00000	Averaged
76 Dimethylphthalate	1.33591	1.31278	1.31278	0.010	1.73150	50.00000	Averaged
78 2,6-Dinitrotoluene	0.29131	0.28702	0.28702	0.010	1.47169	50.00000	Averaged
79 Acenaphthylene	1.78853	1.96319	1.96319	0.010	-9.76559	50.00000	Averaged
80 1,2-Dinitrobenzene	0.15038	0.14661	0.14661	0.010	2.50883	50.00000	Averaged
81 3-Nitroaniline	0.33750	0.34415	0.34415	0.010	-1.97064	50.00000	Averaged
82 Acenaphthene	1.20092	1.25855	1.25855	0.010	-4.79904	20.00000	Averaged
83 2,4-Dinitrophenol	10.00000	8.48109	0.23246	0.050	15.18908	0.000e+000	Quadratic
85 4-Nitrophenol	0.30913	0.32034	0.32034	0.050	-3.62402	50.00000	Averaged
86 Dibenzofuran	1.60099	1.64366	1.64366	0.010	-2.66489	50.00000	Averaged
87 2,4-Dinitrotoluene	0.39423	0.38664	0.38664	0.010	1.92545	50.00000	Averaged
91 2,3,5,6-Tetrachlorophenol	5.00000	4.19257	0.32431	0.010	16.14855	0.000e+000	Quadratic
93 Diethylphthalate	1.40496	1.41366	1.41366	0.010	-0.61894	50.00000	Averaged
94 Fluorene	1.37994	1.43306	1.43306	0.010	-3.84913	50.00000	Averaged
95 4-Chlorophenyl-phenylether	0.72054	0.65177	0.65177	0.010	9.54372	50.00000	Averaged
96 4-Nitroaniline	0.38697	0.39643	0.39643	0.010	-2.44403	50.00000	Averaged
98 4,6-Dinitro-2-methylphenol	5.00000	4.44778	0.14771	0.010	11.04442	0.000e+000	Quadratic
99 N-Nitrosodiphenylamine	0.60973	0.62707	0.62707	0.010	-2.84256	20.00000	Averaged
100 1,2-Diphenylhydrazine	0.98098	1.16540	1.16540	0.010	-18.79872	50.00000	Averaged
106 4-Bromophenyl-phenylether	0.23869	0.21515	0.21515	0.010	9.86499	50.00000	Averaged
107 Hexachlorobenzene	0.24416	0.21432	0.21432	0.010	12.22177	50.00000	Averaged
212 Atrazine	0.18161	0.18502	0.18502	0.010	-1.87612	50.00000	Averaged
111 Pentachlorophenol	10.00000	8.33222	0.17423	0.010	16.67784	20.00000	Quadratic
115 Phenanthrene	1.08061	1.21798	1.21798	0.010	-12.71301	50.00000	Averaged
116 Anthracene	1.11662	1.24327	1.24327	0.010	-11.34243	50.00000	Averaged
119 Carbazole	1.05909	1.14385	1.14385	0.010	-8.00317	50.00000	Averaged
120 Di-n-Butylphthalate	1.30998	1.53150	1.53150	0.010	-16.90991	50.00000	Averaged
123 Fluoranthene	1.17800	1.35804	1.35804	0.010	-15.28335	20.00000	Averaged
124 Benzidine	0.76269	0.82828	0.82828	0.010	-8.60096	50.00000	Averaged
125 Pyrene	1.27269	1.42478	1.42478	0.010	-11.95045	50.00000	Averaged
131 Butylbenzylphthalate	0.61602	0.68592	0.68592	0.010	-11.34701	50.00000	Averaged
133 3,3'-Dimethoxybenzidine	0.27820	0.29190	0.29190	0.010	-4.92126	50.00000	Averaged
135 3,3'-Dichlorobenzidine	5.00000	4.57324	0.56650	0.010	8.53529	0.000e+000	Quadratic
136 Benzo(a)Anthracene	1.28560	1.41042	1.41042	0.010	-9.70891	50.00000	Averaged
137 Chrysene	1.18240	1.31598	1.31598	0.010	-11.29753	50.00000	Averaged
138 4,4'-Methylene bis(o-chloro	5.00000	4.51413	0.28403	0.010	9.71734	0.000e+000	Quadratic
139 bis(2-ethylhexyl)Phthalate	0.90140	1.03039	1.03039	0.010	-14.30937	50.00000	Averaged
140 Di-n-octylphthalate	5.00000	5.41553	1.64571	0.010	-8.31061	0.000e+000	Quadratic
141 Benzo(b)fluoranthene	5.00000	4.80792	1.34366	0.010	3.84166	0.000e+000	Quadratic
142 Benzo(k)fluoranthene	1.37723	1.34244	1.34244	0.010	2.52596	50.00000	Averaged

TestAmerica North Canton

CONTINUING CALIBRATION COMPOUNDS

Instrument ID: a4ag2.i Injection Date: 24-JUN-2009 08:50
Lab File ID: 2SMH0624.D Init. Cal. Date(s): 19-JUN-2009 23-JUN-2009
Analysis Type: Init. Cal. Times: 11:18 20:20
Lab Sample ID: L6 Quant Type: ISTD
Method: \\cansvr11\dd\chem\MSS\a4ag2.i\90624A.b\8270C-625.m

COMPOUND	RRF / AMOUNT	RF5	CCAL RRF5	MIN RRF	%D / %DRIFT	MAX %D / %DRIFT	CURVE TYPE
146 Benzo(a)pyrene	5.00000	4.62106	1.24265	0.010	7.57883	0.000e+000	Quadratic
149 Indeno(1,2,3-cd)pyrene	5.00000	4.46557	1.32730	0.010	10.68850	0.000e+000	Quadratic
150 Dibenz(a,h)anthracene	5.00000	4.41188	1.12371	0.010	11.76239	0.000e+000	Quadratic
151 Benzo(g,h,i)perylene	5.00000	4.54412	1.06577	0.010	9.11752	0.000e+000	Quadratic
$ 154 Nitrobenzene-d5	0.45322	0.44509	0.44509	0.010	1.79320	50.00000	Averaged
$ 155 2-Fluorobiphenyl	1.38048	1.34965	1.34965	0.010	2.23317	50.00000	Averaged
$ 156 Terphenyl-d14	0.88467	0.91899	0.91899	0.010	-3.87891	50.00000	Averaged
$ 157 Phenol-d5	1.65423	1.73052	1.73052	0.010	-4.61184	50.00000	Averaged
$ 158 2-Fluorophenol	1.22047	1.30900	1.30900	0.010	-7.25404	50.00000	Averaged
$ 159 2,4,6-Tribromophenol	5.00000	3.83186	0.15337	0.010	23.36271	0.000e+000	Quadratic
$ 186 2-Chlorophenol-d4	1.31910	1.35085	1.35085	0.010	-2.40700	50.00000	Averaged
$ 187 1,2-Dichlorobenzene-d4	0.89792	0.87555	0.87555	0.010	2.49090	50.00000	Averaged
M 195 Cresols, total	2.80368	2.81981	2.81981	0.010	-0.57533	50.00000	Averaged
101 Diphenylamine	0.60973	0.62707	0.62707	0.010	-2.84256	50.00000	Averaged

5B

SEMIVOLATILE ORGANIC INSTRUMENT PERFORMANCE CHECK
DECAFLUOROTRIPHENYLPHOSPHINE (DFTPP)

Lab Name: NORTH CANTON Contract:

Lab Code: TACAN Case No.: SAS No.: SDG No.: 9F15107

Lab File ID: 7DF0615 DFTPP Injection Date: 06/15/09

Instrument ID: A4HP7 DFTPP Injection Time: 1045

m/e	ION ABUNDANCE CRITERIA	% RELATIVE ABUNDANCE
51	30.0 - 80.0% of mass 198	53.5
68	Less than 2.0% of mass 69	0.0 (0.0)1
69	Mass 69 relative abundance	60.5
70	Less than 2.0% of mass 69	0.3 (0.5)1
127	25.0 - 75.0% of mass 198	52.6
197	Less than 1.0% of mass 198	0.0
198	Base Peak, 100% relative abundance	100.0
199	5.0 to 9.0% of mass 198	6.6
275	10.0 - 30.0% of mass 198	26.8
365	Greater than 0.75% of mass 198	2.82
441	Present, but less than mass 443	11.5
442	40.0 - 110.0% of mass 198	79.3
443	15.0 - 24.0% of mass 442	15.5 (19.6)2

1-Value is % mass 69 2-Value is % mass 442

THIS CHECK APPLIES TO THE FOLLOWING SAMPLES, MS, MSD, BLANKS, AND STANDARDS:

	EPA SAMPLE NO.	LAB SAMPLE ID	LAB FILE ID	DATE ANALYZED	TIME ANALYZED
01	SSTD006	L6	7SMH0615	06/15/09	1104
02	SSTD005	L5	7SMM0615	06/15/09	1124
03	SSTD004	L4	7SM0615	06/15/09	1144
04	SSTD003	L3	7SML0615	06/15/09	1204
05	SSTD002	L2	7SL0615	06/15/09	1224
06	SSTD001	L1	7SLL0615	06/15/09	1244
07	SSTD007	L7	7SH0615	06/15/09	1304
08	SSTD008	L8	7SHH0615	06/15/09	1323
09	SSTD009	L9	7HHH0615	06/15/09	1343
10					
11					
12					
13					
14					
15					
16					
17					
18					
19					
20					
21					
22					

Report Date : 15-Jun-2009 17:10

TestAmerica North Canton

INITIAL CALIBRATION DATA

Start Cal Date : 15-JUN-2009 11:04
End Cal Date : 15-JUN-2009 16:42
Quant Method : ISTD
Origin : Included
Target Version : 4.14
Integrator : HP RTE
Method file : \\cansvr11\dd\chem\MSS\a4hp7.i\90615a.b\8270C-625.m
Last Edit : 15-Jun-2009 17:04 a4hp7.i

Calibration File Names:
Level 1: \\cansvr11\dd\chem\MSS\a4hp7.i\90615a.b\7SLL0615.D
Level 2: \\cansvr11\dd\chem\MSS\a4hp7.i\90615a.b\7AL0615.D
Level 3: \\cansvr11\dd\chem\MSS\a4hp7.i\90615a.b\7AML0615.D
Level 4: \\cansvr11\dd\chem\MSS\a4hp7.i\90615a.b\7AM0615.D
Level 5: \\cansvr11\dd\chem\MSS\a4hp7.i\90615a.b\7AMM0615.D
Level 6: \\cansvr11\dd\chem\MSS\a4hp7.i\90615a.b\7AMH0615.D
Level 7: \\cansvr11\dd\chem\MSS\a4hp7.i\90615a.b\7AH0615.D
Level 8: \\cansvr11\dd\chem\MSS\a4hp7.i\90615a.b\7AHH0615.D
Level 9: \\cansvr11\dd\chem\MSS\a4hp7.i\90615a.b\7AHHH615.D

Compound	0.0500000 Level 1	0.2500000 Level 2	0.5000000 Level 3	1.0000 Level 4	2.5000 Level 5	5.0000 Level 6	Curve	Coefficients b	m1	m2	%RSD or R^2	
	7.5000 Level 7	10.0000 Level 8	12.5000 Level 9									
198 1,4-Dioxane	+++++	0.64740	0.62550	0.60137	0.59524	0.61569						
	0.66037	0.65551	0.64021				AVRG		0.63016		3.90235	<-
7 N-Nitrosomorpholine	+++++	1.40091	1.24106	1.20455	1.04098	1.06073						
	1.11293	1.09316	1.14153				AVRG		1.16198		10.16222	<-
8 Ethyl methanesulfonate	+++++	1.70507	1.57577	1.54245	1.31911	1.32503						
	1.36779	1.35927	1.42342				AVRG		1.45224		9.66234	<-

TestAmerica North Canton

INITIAL CALIBRATION DATA

Start Cal Date : 15-JUN-2009 11:04
End Cal Date : 15-JUN-2009 16:42
Quant Method : ISTD
Origin : Included
Target Version : 4.14
Integrator : HP RTE
Method file : \\cansvr11\dd\chem\MSS\a4hp7.i\90615a.b\8270C-625.m
Last Edit : 15-Jun-2009 17:04 a4hp7.i

Compound	0.0500000 Level 1	0.2500000 Level 2	0.5000000 Level 3	1.0000 Level 4	2.5000 Level 5	5.0000 Level 6	Curve	Coefficients b	m1	m2	%RSD or R^2	
	7.5000 Level 7	10.0000 Level 8	12.5000 Level 9									
9 Pyridine	+++++	1.54619	1.69941	1.60964	1.75372	1.85834						
	1.99325	1.97148	1.92653				AVRG		1.79482		9.39103	<-
10 N-Nitrosodimethylamine	+++++	1.07299	0.98360	0.94652	0.98112	1.00191						
	1.12157	1.08134	1.07053				AVRG		1.03245		5.98924	<-
11 Ethyl methacrylate	+++++	1.64434	1.57115	1.47800	1.53362	1.59331						
	1.72529	1.69430	1.63452				AVRG		1.60931		5.10369	<-
12 3-Chloropropionitrile	+++++	1.08199	0.97187	0.90459	0.92609	0.93994						
	1.07657	0.99993	0.97881				AVRG		0.98497		6.66760	<-
13 Malononitrile	+++++	2.31673	2.20260	2.13646	2.11478	2.11449						
	2.37528	2.23623	2.16444				AVRG		2.20763		4.36770	<-
14 2-Picoline	+++++	2.23208	2.08933	2.02654	1.82076	1.80747						
	1.88880	1.82375	1.86813				AVRG		1.94461		7.96692	<-
15 N-Nitrosomethylethylamine	+++++	1.06223	1.02667	1.00480	0.84893	0.84585						
	0.86221	0.85575	0.89639				AVRG		0.92535		9.76408	<-

TestAmerica North Canton

INITIAL CALIBRATION DATA

Start Cal Date : 15-JUN-2009 11:04
End Cal Date : 15-JUN-2009 16:42
Quant Method : ISTD
Origin : Included
Target Version : 4.14
Integrator : HP RTE
Method file : \\cansvr11\dd\chem\MSS\a4hp7.i\90615a.b\8270C-625.m
Last Edit : 15-Jun-2009 17:04 a4hp7.i

Compound	0.0500000 Level 1	0.2500000 Level 2	0.5000000 Level 3	1.0000 Level 4	2.5000 Level 5	5.0000 Level 6	Curve	Coefficients b	m1	m2	%RSD or R^2	
	7.5000 Level 7	10.0000 Level 8	12.5000 Level 9									
16 Methyl methanesulfonate	+++++	1.12260	1.04031	0.97472	0.86189	0.85558						
	0.88753	0.88282	0.91994				AVRG		0.94317		10.15245	<-
18 1,3-Dichloro-2-propanol	+++++	2.43935	2.26901	2.24683	1.95968	1.95434						
	2.03514	2.03079	2.10737				AVRG		2.13031		8.08957	<-
19 N-Nitrosodiethylamine	+++++	0.96981	0.95946	0.89219	0.81221	0.78478						
	0.83274	0.83275	0.85733				AVRG		0.86766		7.78646	<-
21 Aniline	+++++	2.68694	2.59086	2.50009	2.80230	2.69914						
	3.31288	3.01625	2.91814				AVRG		2.81583		9.28424	<-
22 Phenol	+++++	2.33262	2.33297	2.17734	2.23413	2.32114						
	2.60050	2.53382	2.46898				AVRG		2.37519		6.16896	<-
23 bis(2-Chloroethyl)ether	+++++	2.09764	1.77871	1.65931	1.58982	1.69641						
	1.84810	1.78498	1.77306				AVRG		1.77850		8.58824	<-
24 2-Chlorophenol	+++++	1.59370	1.52565	1.41297	1.44318	1.49728						
	1.66555	1.61052	1.57580				AVRG		1.54058		5.61810	<-

TestAmerica North Canton

INITIAL CALIBRATION DATA

Start Cal Date : 15-JUN-2009 11:04
End Cal Date : 15-JUN-2009 16:42
Quant Method : ISTD
Origin : Included
Target Version : 4.14
Integrator : HP RTE
Method file : \\cansvr11\dd\chem\MSS\a4hp7.i\90615a.b\8270C-625.m
Last Edit : 15-Jun-2009 17:04 a4hp7.i

Compound	0.0500000 Level 1	0.2500000 Level 2	0.5000000 Level 3	1.0000 Level 4	2.5000 Level 5	5.0000 Level 6	Curve	Coefficients b	Coefficients m1	Coefficients m2	%RSD or R^2	
	7.5000 Level 7	10.0000 Level 8	12.5000 Level 9									
25 Pentachloroethane	+++++	0.59766	0.57563	0.55847	0.47585	0.47477						
	0.49594	0.48063	0.50024				AVRG		0.51990		9.51219	<-
26 1,3-Dichlorobenzene	+++++	1.56223	1.45202	1.33138	1.35607	1.34240						
	1.54414	1.46203	1.42295				AVRG		1.43415		6.16941	<-
27 1,4-Dichlorobenzene	+++++	1.44171	1.35548	1.26528	1.31205	1.25899						
	1.45327	1.37788	1.37163				AVRG		1.35454		5.37360	<-
28 1,2-Dichlorobenzene	+++++	1.46525	1.33694	1.29651	1.30401	1.28603						
	1.50484	1.41972	1.37421				AVRG		1.37344		6.00094	<-
29 Benzyl Alcohol	+++++	1.05684	0.99621	0.96179	1.02686	1.05735						
	1.17134	1.13012	1.09968				AVRG		1.06252		6.52694	<-
30 2-Methylphenol	+++++	1.54603	1.46453	1.45361	1.48924	1.53748						
	1.75500	1.69477	1.64471				AVRG		1.57317		7.13190	<-
31 bis(2-Chloroisopropyl)ether	+++++	2.56560	2.32435	2.17290	2.21328	2.15853						
	2.46449	2.33592	2.28699				AVRG		2.31526		6.14040	<-

TestAmerica North Canton

INITIAL CALIBRATION DATA

Start Cal Date : 15-JUN-2009 11:04
End Cal Date : 15-JUN-2009 16:42
Quant Method : ISTD
Origin : Included
Target Version : 4.14
Integrator : HP RTE
Method file : \\cansvr11\dd\chem\MSS\a4hp7.i\90615a.b\8270C-625.m
Last Edit : 15-Jun-2009 17:04 a4hp7.i

Compound	0.0500000 Level 1	0.2500000 Level 2	0.5000000 Level 3	1.0000 Level 4	2.5000 Level 5	5.0000 Level 6	Curve	Coefficients b	m1	m2	%RSD or R^2	
	7.5000 Level 7	10.0000 Level 8	12.5000 Level 9									
32 N-Nitroso-di-n-propylamine	+++++	1.48402	1.36082	1.37722	1.40128	1.44216						
	1.63341	1.57476	1.53520				AVRG		1.47611		6.66985	<-
M 195 Cresols, total	+++++	3.09854	3.06371	2.96605	3.09364	3.17803						
	3.58022	3.47256	3.39299				AVRG		3.23072		6.86123	<-
192 4-Methylphenol	+++++	1.55251	1.59918	1.51244	1.60439	1.64055						
	1.82522	1.77779	1.74829				AVRG		1.65755		6.81861	<-
193 3-Methylphenol	+++++	1.72032	1.59403	1.66516	1.47653	1.52454						
	1.57520	1.57844	1.68062				AVRG		1.60185		5.12894	<-
34 Hexachloroethane	+++++	0.59028	0.57652	0.53769	0.55589	0.55512						
	0.62844	0.60507	0.58192				AVRG		0.57887		5.08987	<-
35 Nitrobenzene	+++++	0.51759	0.47107	0.46819	0.44580	0.46195						
	0.52898	0.49491	0.47565				AVRG		0.48302		5.90521	<-
36 N-Nitrosopyrrolidine	+++++	1.01738	0.95976	0.96335	0.85405	0.86842						
	0.90390	0.90126	0.95886				AVRG		0.92837		5.97129	<-

TestAmerica North Canton

INITIAL CALIBRATION DATA

Start Cal Date : 15-JUN-2009 11:04
End Cal Date : 15-JUN-2009 16:42
Quant Method : ISTD
Origin : Included
Target Version : 4.14
Integrator : HP RTE
Method file : \\cansvr11\dd\chem\MSS\a4hp7.i\90615a.b\8270C-625.m
Last Edit : 15-Jun-2009 17:04 a4hp7.i

Compound	0.0500000 Level 1	0.2500000 Level 2	0.5000000 Level 3	1.0000 Level 4	2.5000 Level 5	5.0000 Level 6	Curve	Coefficients b	Coefficients m1	Coefficients m2	%RSD or R^2	
	7.5000 Level 7	10.0000 Level 8	12.5000 Level 9									
37 Acetophenone	+++++	2.38430	2.20649	2.14911	2.13318	2.19498						
	2.49087	2.40369	2.35665				AVRG		2.28991		5.88339	<-
39 o-Toluidine	+++++	52172	111199	235787	490985	918112						
	1350460	1506071	+++++				QUAD	0.01178	0.31477	0.01452	0.99827	<-
40 N-Nitrosopiperidine	+++++	0.20793	0.19956	0.20532	0.18166	0.18745						
	0.19342	0.19275	0.19343				AVRG		0.19519		4.49577	<-
41 Isophorone	+++++	0.89098	0.83663	0.84864	0.82738	0.87934						
	0.99988	0.95402	0.92573				AVRG		0.89532		6.78288	<-
42 2-Nitrophenol	+++++	0.19262	0.18740	0.19035	0.19278	0.20567						
	0.23029	0.22445	0.21711				AVRG		0.20509		8.22591	<-
43 2,4-Dimethylphenol	+++++	0.44961	0.41927	0.41593	0.41756	0.43767						
	0.50548	0.47847	0.45514				AVRG		0.44739		7.15355	<-
44 bis(2-Chloroethoxy)methane	+++++	0.53059	0.48955	0.46524	0.45882	0.47330						
	0.54980	0.51518	0.49420				AVRG		0.49708		6.51313	<-

TestAmerica North Canton

INITIAL CALIBRATION DATA

Start Cal Date : 15-JUN-2009 11:04
End Cal Date : 15-JUN-2009 16:42
Quant Method : ISTD
Origin : Included
Target Version : 4.14
Integrator : HP RTE
Method file : \\cansvr11\dd\chem\MSS\a4hp7.i\90615a.b\8270C-625.m
Last Edit : 15-Jun-2009 17:04 a4hp7.i

Compound	0.0500000 Level 1	0.2500000 Level 2	0.5000000 Level 3	1.0000 Level 4	2.5000 Level 5	5.0000 Level 6	Curve	Coefficients b	Coefficients m1	Coefficients m2	%RSD or R^2	
	7.5000 Level 7	10.0000 Level 8	12.5000 Level 9									
45 O,O,O-Triethyl phosphorothioa	+++++	0.19504	0.18547	0.18656	0.15556	0.16093						
	0.16959	0.16789	0.16847				AVRG		0.17369		7.93465	<-
46 2,4-Toluenediamene	+++++	0.16282	0.18774	0.17357	0.15580	0.15730						
	0.16741	0.15869	0.14127				AVRG		0.16308		8.41628	<-
47 1,3,5-Trichlorobenzene	+++++	0.39655	0.33467	0.33095	0.30655	0.35711						
	0.33071	0.33509	0.34552				AVRG		0.34214		7.67227	<-
48 2,4-Dichlorophenol	+++++	0.24891	0.25793	0.26924	0.25847	0.27306						
	0.31170	0.29916	0.28750				AVRG		0.27575		7.95027	<-
49 Benzoic Acid	+++++	+++++	44426	103603	341133	825785						
	1457927	2033213	2174559				QUAD	0.48566	3.33506	-0.02146	0.99638	<-
50 1,2,4-Trichlorobenzene	+++++	0.32652	0.28099	0.27431	0.26443	0.27132						
	0.31726	0.29802	0.29113				AVRG		0.29050		7.66475	<-
51 Naphthalene	1.35548	1.10732	1.05073	1.04486	0.99821	1.04213						
	1.17489	1.13517	1.09727				AVRG		1.11179		9.54578	

TestAmerica North Canton

INITIAL CALIBRATION DATA

Start Cal Date : 15-JUN-2009 11:04
End Cal Date : 15-JUN-2009 16:42
Quant Method : ISTD
Origin : Included
Target Version : 4.14
Integrator : HP RTE
Method file : \\cansvr11\dd\chem\MSS\a4hp7.i\90615a.b\8270C-625.m
Last Edit : 15-Jun-2009 17:04 a4hp7.i

Compound	0.0500000 Level 1	0.2500000 Level 2	0.5000000 Level 3	1.0000 Level 4	2.5000 Level 5	5.0000 Level 6	Curve	Coefficients b	m1	m2	%RSD or R^2	
	7.5000 Level 7	10.0000 Level 8	12.5000 Level 9									
52 4-Chloroaniline	+++++	0.44660	0.44803	0.46268	0.44886	0.45342						
	0.51560	0.50044	0.49190				AVRG		0.47094		5.83391	<-
53 a,a-Dimethyl-phenethylamine	+++++	0.88497	1.01867	0.99525	0.97384	1.10651						
	1.12649	1.09501	1.10301				AVRG		1.03797		8.12092	<-
54 2,6-Dichlorophenol	+++++	0.26514	0.26576	0.27532	0.23558	0.24830						
	0.26354	0.26229	0.26370				AVRG		0.25995		4.73115	<-
55 Hexachloropropene	+++++	0.17050	0.16915	0.18270	0.15574	0.16291						
	0.17807	0.17452	0.17555				AVRG		0.17114		5.04499	<-
56 Hexachlorobutadiene	+++++	0.16475	0.14693	0.14318	0.14165	0.14162						
	0.16529	0.15282	0.14904				AVRG		0.15066		6.40870	<-
57 1,2,3-Trichlorobenzene	+++++	0.30282	0.26086	0.25415	0.24400	0.24796						
	0.29045	0.27166	0.26208				AVRG		0.26675		7.72529	<-
58 N-Nitrosodi-n-butylamine	+++++	0.33108	0.33782	0.34178	0.29578	0.31161						
	0.32640	0.32257	0.32842				AVRG		0.32443		4.56147	<-

TestAmerica North Canton

INITIAL CALIBRATION DATA

Start Cal Date : 15-JUN-2009 11:04
End Cal Date : 15-JUN-2009 16:42
Quant Method : ISTD
Origin : Included
Target Version : 4.14
Integrator : HP RTE
Method file : \\cansvr11\dd\chem\MSS\a4hp7.i\90615a.b\8270C-625.m
Last Edit : 15-Jun-2009 17:04 a4hp7.i

Compound	0.0500000 Level 1	0.2500000 Level 2	0.5000000 Level 3	1.0000 Level 4	2.5000 Level 5	5.0000 Level 6	Curve	Coefficients b	m1	m2	%RSD or R^2	
	7.5000 Level 7	10.0000 Level 8	12.5000 Level 9									
59 4-Chloro-3-Methylphenol	+++++	0.35157	0.35072	0.36076	0.36322	0.37935						
	0.43599	0.41696	0.40295				AVRG		0.38269		8.43174	<-
60 p-Phenylene diamine	+++++	+++++	0.31883	0.36627	0.32508	0.35592						
	0.31455	0.27566	+++++				AVRG		0.32605		9.92348	<-
61 Safrole	+++++	0.33300	0.28587	0.29543	0.24771	0.25318						
	0.26531	0.26477	0.26724				AVRG		0.27656		10.00538	<-
62 2-Methylnaphthalene	0.72029	0.66906	0.62849	0.60831	0.59113	0.61654						
	0.71308	0.67906	0.65293				AVRG		0.65321		7.02171	
63 1-Methylnaphthalene	0.75142	0.66952	0.63038	0.60242	0.58699	0.62639						
	0.71091	0.68409	0.65536				AVRG		0.65750		8.01913	
64 Hexachlorocyclopentadiene	+++++	0.28183	0.29015	0.30487	0.31792	0.33465						
	0.38009	0.35758	0.35561				AVRG		0.32784		10.68854	<-
65 1,2,4,5-Tetrachlorobenzene	+++++	0.71037	0.60227	0.60871	0.49259	0.49280						
	0.52727	0.52015	0.52117				AVRG		0.55941		13.51204	<-

TestAmerica North Canton

INITIAL CALIBRATION DATA

Start Cal Date : 15-JUN-2009 11:04
End Cal Date : 15-JUN-2009 16:42
Quant Method : ISTD
Origin : Included
Target Version : 4.14
Integrator : HP RTE
Method file : \\cansvr11\dd\chem\MSS\a4hp7.i\90615a.b\8270C-625.m
Last Edit : 15-Jun-2009 17:04 a4hp7.i

Compound	0.0500000 Level 1	0.2500000 Level 2	0.5000000 Level 3	1.0000 Level 4	2.5000 Level 5	5.0000 Level 6	Curve	Coefficients b	m1	m2	%RSD or R^2	
	7.5000 Level 7	10.0000 Level 8	12.5000 Level 9									
66 2,4,6-Trichlorophenol	+++++	0.33429	0.35075	0.34781	0.36077	0.36919	AVRG		0.37205		7.88306	<-
	0.41748	0.39909	0.39702									
67 2,4,5-Trichlorophenol	+++++	0.37412	0.39151	0.37333	0.37783	0.40037	AVRG		0.40071		6.56236	<-
	0.44321	0.42088	0.42443									
68 1,2,3,5-Tetrachlorobenzene	+++++	0.55124	0.55113	0.51106	0.48356	0.49278	AVRG		0.52604		5.50011	<-
	0.56420	0.52793	0.52639									
69 1,4-Dinitrobenzene	+++++	0.15945	0.17315	0.21107	0.19368	0.20758	AVRG		0.20062		11.64722	<-
	0.21514	0.22365	0.22126									
70 2-Chloronaphthalene	1.37138	1.20187	1.12815	1.09805	1.04810	1.05387	AVRG		1.15619		8.64145	
	1.22413	1.14275	1.13745									
71 Isosafrole 1	+++++	0.17777	0.17088	0.16947	0.13982	0.14240	AVRG		0.15633		9.13965	<-
	0.14923	0.15131	0.14979									
M 188 Isosafrole, Total	+++++	1.34670	1.24949	1.29138	1.07449	1.08625	AVRG		1.18980		8.15730	<-
	1.16061	1.16209	1.14735									

TestAmerica North Canton

INITIAL CALIBRATION DATA

Start Cal Date : 15-JUN-2009 11:04
End Cal Date : 15-JUN-2009 16:42
Quant Method : ISTD
Origin : Included
Target Version : 4.14
Integrator : HP RTE
Method file : \\cansvr11\dd\chem\MSS\a4hp7.i\90615a.b\8270C-625.m
Last Edit : 15-Jun-2009 17:04 a4hp7.i

Compound	0.0500000 Level 1	0.2500000 Level 2	0.5000000 Level 3	1.0000 Level 4	2.5000 Level 5	5.0000 Level 6	Curve	Coefficients b	m1	m2	%RSD or R^2	
	7.5000 Level 7	10.0000 Level 8	12.5000 Level 9									
72 Isosafrole 2	+++++	1.16894	1.07860	1.12190	0.93467	0.94385						
	1.01138	1.01078	0.99756				AVRG		1.03346		8.03705	<-
73 2-Nitroaniline	+++++	0.49033	0.48878	0.48965	0.48442	0.51763						
	0.57691	0.56132	0.56158				AVRG		0.52133		7.50262	<-
74 1,2,3,4-Tetrachlorobenzene	+++++	0.54586	0.49338	0.46710	0.45157	0.46317						
	0.52763	0.49262	0.49294				AVRG		0.49178		6.54864	<-
75 1,4-Naphthoquinone	+++++	0.33150	0.36413	0.41982	0.39645	0.41474						
	0.42604	0.43618	0.41421				AVRG		0.40038		8.85030	<-
76 Dimethylphthalate	+++++	1.34092	1.28897	1.23707	1.21934	1.26861						
	1.42557	1.36171	1.37947				AVRG		1.31521		5.54942	<-
77 m-Dinitrobenzene	+++++	0.20909	0.21305	0.24407	0.22216	0.23865						
	0.24643	0.24974	0.24844				AVRG		0.23395		7.10372	<-
78 2,6-Dinitrotoluene	+++++	0.28597	0.28551	0.28212	0.28446	0.29900						
	0.33943	0.32420	0.32830				AVRG		0.30363		7.67901	<-

TestAmerica North Canton

INITIAL CALIBRATION DATA

Start Cal Date : 15-JUN-2009 11:04
End Cal Date : 15-JUN-2009 16:42
Quant Method : ISTD
Origin : Included
Target Version : 4.14
Integrator : HP RTE
Method file : \\cansvr11\dd\chem\MSS\a4hp7.i\90615a.b\8270C-625.m
Last Edit : 15-Jun-2009 17:04 a4hp7.i

Compound	0.0500000 Level 1	0.2500000 Level 2	0.5000000 Level 3	1.0000 Level 4	2.5000 Level 5	5.0000 Level 6	Curve	Coefficients b	m1	m2	%RSD or R^2	
	7.5000 Level 7	10.0000 Level 8	12.5000 Level 9									
79 Acenaphthylene	2.15798	1.98858	1.90855	1.93170	1.81651	1.90694						
	2.15756	2.04949	2.06581				AVRG		1.99812		5.92209	
80 1,2-Dinitrobenzene	+++++	0.13561	0.15202	0.13786	0.14659	0.15077						
	0.17468	0.16481	0.16342				AVRG		0.15322		8.88004	<-
81 3-Nitroaniline	+++++	0.28465	0.32044	0.31985	0.32720	0.34953						
	0.39083	0.37705	0.38024				AVRG		0.34373		10.75782	<-
82 Acenaphthene	1.53855	1.27513	1.22965	1.17705	1.13179	1.17697						
	1.32608	1.24397	1.24815				AVRG		1.26082		9.45582	
83 2,4-Dinitrophenol	+++++	+++++	22012	51271	191280	444940						
	707763	976215	1059202				QUAD	0.33582	3.68772	-0.03265	0.99982	<-
84 Pentachlorobenzene	+++++	0.54423	0.50614	0.48746	0.41261	0.42143						
	0.43658	0.43521	0.43574				AVRG		0.45992		10.21880	<-
85 4-Nitrophenol	+++++	+++++	0.17055	0.17189	0.19536	0.20527						
	0.23436	0.22154	0.22372				AVRG		0.20324		12.44836	<-

TestAmerica North Canton

INITIAL CALIBRATION DATA

Start Cal Date : 15-JUN-2009 11:04
End Cal Date : 15-JUN-2009 16:42
Quant Method : ISTD
Origin : Included
Target Version : 4.14
Integrator : HP RTE
Method file : \\cansvr11\dd\chem\MSS\a4hp7.i\90615a.b\8270C-625.m
Last Edit : 15-Jun-2009 17:04 a4hp7.i

Compound	0.0500000 Level 1	0.2500000 Level 2	0.5000000 Level 3	1.0000 Level 4	2.5000 Level 5	5.0000 Level 6	Curve	Coefficients b	m1	m2	%RSD or R^2	
	7.5000 Level 7	10.0000 Level 8	12.5000 Level 9									
86 Dibenzofuran	2.12655	1.75674	1.66174	1.56543	1.51703	1.58070						
	1.78155	1.70817	1.72908				AVRG		1.71411		10.48116	
87 2,4-Dinitrotoluene	+++++	0.36026	0.38149	0.37445	0.38228	0.39126						
	0.44900	0.42996	0.42936				AVRG		0.39976		7.98110	<-
88 2,3,4,6-Tetrachlorophenol	+++++	6494	16543	40557	104004	230682						
	368118	460193	623733				QUAD	0.08395	3.47733	-0.11941	0.99958	<-
89 1-Naphthylamine	+++++	45054	107244	227757	465362	808174						
	1091332	1156592	+++++				QUAD	0.08241	0.44900	0.21828	0.99659	<-
90 Zinophos	+++++	0.41014	0.38439	0.39259	0.35683	0.36057						
	0.37669	0.37997	0.37847				AVRG		0.37996		4.46380	<-
91 2,3,5,6-Tetrachlorophenol	+++++	0.27443	0.28464	0.28985	0.29231	0.31216						
	0.35049	0.34301	0.34070				AVRG		0.31095		9.64552	<-
92 2-Naphthylamine	+++++	45868	110286	233220	464845	817649						
	967043	1020511	+++++				QUAD	0.22405	-0.02611	0.42627	0.99069	<-

TestAmerica North Canton

INITIAL CALIBRATION DATA

Start Cal Date : 15-JUN-2009 11:04
End Cal Date : 15-JUN-2009 16:42
Quant Method : ISTD
Origin : Included
Target Version : 4.14
Integrator : HP RTE
Method file : \\cansvr11\dd\chem\MSS\a4hp7.i\90615a.b\8270C-625.m
Last Edit : 15-Jun-2009 17:04 a4hp7.i

Compound	0.0500000 Level 1	0.2500000 Level 2	0.5000000 Level 3	1.0000 Level 4	2.5000 Level 5	5.0000 Level 6	7.5000 Level 7	10.0000 Level 8	12.5000 Level 9	Curve	Coefficients b	Coefficients m1	Coefficients m2	%RSD or R^2	
93 Diethylphthalate	+++++	1.35707	1.29782	1.26801	1.23947	1.29710	1.45135	1.39390	1.39783	AVRG		1.33782		5.49368	<-
94 Fluorene	1.63964	1.47204	1.39338	1.30406	1.26511	1.31321	1.47941	1.41586	1.41191	AVRG		1.41051		8.05614	
95 4-Chlorophenyl-phenylether	+++++	0.65196	0.65212	0.61697	0.58610	0.58782	0.68281	0.65044	0.64203	AVRG		0.63378		5.36241	<-
96 4-Nitroaniline	+++++	0.31945	0.32442	0.34391	0.36263	0.38656	0.43510	0.41782	0.42021	AVRG		0.37626		12.04368	<-
97 5-Nitro-o-toluidine	+++++	0.35232	0.38974	0.43361	0.38037	0.36862	0.35393	0.33430	0.31373	AVRG		0.36583		10.02634	<-
98 4,6-Dinitro-2-methylphenol	+++++	+++++	14870	30573	104286	234594	386350	531007	566095	QUAD	0.16485	5.38779	0.18410	0.99924	<-
99 N-Nitrosodiphenylamine	+++++	0.62339	0.60468	0.57819	0.57251	0.59301	0.67499	0.65093	0.63151	AVRG		0.61615		5.81065	<-

TestAmerica North Canton

INITIAL CALIBRATION DATA

Start Cal Date : 15-JUN-2009 11:04
End Cal Date : 15-JUN-2009 16:42
Quant Method : ISTD
Origin : Included
Target Version : 4.14
Integrator : HP RTE
Method file : \\cansvr11\dd\chem\MSS\a4hp7.i\90615a.b\8270C-625.m
Last Edit : 15-Jun-2009 17:04 a4hp7.i

Compound	0.0500000 Level 1	0.2500000 Level 2	0.5000000 Level 3	1.0000 Level 4	2.5000 Level 5	5.0000 Level 6	Curve	Coefficients b	Coefficients m1	Coefficients m2	%RSD or R^2	
	7.5000 Level 7	10.0000 Level 8	12.5000 Level 9									
100 1,2-Diphenylhydrazine	+++++	1.18290	1.10850	1.09452	1.08559	1.12315						
	1.27338	1.21852	1.18433				AVRG		1.15886		5.76284	<-
101 Diphenylamine	+++++	0.62339	0.60468	0.57819	0.57251	0.59301						
	0.67499	0.65093	0.63151				AVRG		0.61615		5.81065	<-
102 Tetraethyl dithiopyrophosphat	+++++	0.13413	0.11590	0.11647	0.10360	0.10518						
	0.11144	0.10743	0.11198				AVRG		0.11327		8.51025	<-
103 Diallate 1	+++++	1.08762	0.98066	0.96857	0.83953	0.87874						
	0.91983	0.91001	0.93342				AVRG		0.93980		7.98894	<-
M 189 Diallate, Total	+++++	4.33599	4.04640	3.93293	3.47580	3.62581						
	3.76552	3.76659	3.93808				AVRG		3.86089		6.87246	<-
104 Phorate	+++++	0.23803	0.21131	0.21255	0.18918	0.19580						
	0.20708	0.20460	0.21268				AVRG		0.20890		6.92233	<-
105 1,3,5-Trinitrobenzene	+++++	+++++	6461	20622	54275	122500						
	198766	243994	331472				QUAD	0.12997	10.90576	-1.44352	0.99910	<-

TestAmerica North Canton

INITIAL CALIBRATION DATA

Start Cal Date : 15-JUN-2009 11:04
End Cal Date : 15-JUN-2009 16:42
Quant Method : ISTD
Origin : Included
Target Version : 4.14
Integrator : HP RTE
Method file : \\cansvr11\dd\chem\MSS\a4hp7.i\90615a.b\8270C-625.m
Last Edit : 15-Jun-2009 17:04 a4hp7.i

Compound	0.0500000 Level 1	0.2500000 Level 2	0.5000000 Level 3	1.0000 Level 4	2.5000 Level 5	5.0000 Level 6	Curve	Coefficients b	m1	m2	%RSD or R^2	
	7.5000 Level 7	10.0000 Level 8	12.5000 Level 9									
106 4-Bromophenyl-phenylether	+++++	0.20967	0.20867	0.19495	0.18642	0.19119						
	0.22433	0.20651	0.20288				AVRG		0.20308		5.95386	<-
107 Hexachlorobenzene	0.26584	0.21298	0.20234	0.19204	0.18479	0.18574						
	0.22067	0.20333	0.20087				AVRG		0.20762		11.94833	
108 Phenacetin	+++++	0.42752	0.42179	0.49174	0.45590	0.47781						
	0.50433	0.50034	0.51643				AVRG		0.47448		7.53808	<-
109 Diallate 2	+++++	0.15457	0.13817	0.13799	0.11433	0.11980						
	0.12491	0.12241	0.12593				AVRG		0.12976		10.02209	<-
110 Dimethoate	+++++	0.39069	0.41679	0.45916	0.40329	0.39714						
	0.40919	0.38921	0.37794				AVRG		0.40542		6.14145	<-
111 Pentachlorophenol	+++++	16443	30740	63241	194075	423905						
	749144	984870	1054586				QUAD	0.23324	5.87560	0.07546	0.99783	<-
112 Pentachloronitrobenzene	+++++	0.09838	0.09774	0.09352	0.08023	0.08180						
	0.08574	0.08448	0.08525				AVRG		0.08839		8.06100	<-

TestAmerica North Canton

INITIAL CALIBRATION DATA

Start Cal Date : 15-JUN-2009 11:04
End Cal Date : 15-JUN-2009 16:42
Quant Method : ISTD
Origin : Included
Target Version : 4.14
Integrator : HP RTE
Method file : \\cansvr11\dd\chem\MSS\a4hp7.i\90615a.b\8270C-625.m
Last Edit : 15-Jun-2009 17:04 a4hp7.i

Compound	0.0500000 Level 1	0.2500000 Level 2	0.5000000 Level 3	1.0000 Level 4	2.5000 Level 5	5.0000 Level 6	Curve	Coefficients b	m1	m2	%RSD or R^2	
	7.5000 Level 7	10.0000 Level 8	12.5000 Level 9									
113 4-Aminobiphenyl	+++++	47071	115272	252959	520499	984780						
	1472396	1640946	2015831				QUAD	0.03659	1.02283	0.17068	0.99816	<-
114 Pronamide	+++++	0.38840	0.36566	0.38804	0.33406	0.34727						
	0.36199	0.36111	0.37687				AVRG		0.36542		5.18608	<-
115 Phenanthrene	1.32929	1.23701	1.17460	1.09921	1.08201	1.10053						
	1.25848	1.19585	1.15565				AVRG		1.18140		7.01822	
116 Anthracene	1.31115	1.19704	1.13650	1.07279	1.07285	1.12123						
	1.27942	1.20965	1.17860				AVRG		1.17547		7.14264	
117 Dinoseb	+++++	+++++	+++++	32217	89968	233187						
	408298	507987	687236				QUAD	0.31713	5.10241	-0.34482	0.99780	<-
118 Disulfoton	+++++	0.65840	0.63115	0.66691	0.56875	0.59978						
	0.63198	0.62931	0.65652				AVRG		0.63035		5.20713	<-
119 Carbazole	+++++	1.11306	1.10056	1.08596	1.06175	1.10149						
	1.25182	1.19189	1.15892				AVRG		1.13318		5.58020	<-

TestAmerica North Canton

INITIAL CALIBRATION DATA

Start Cal Date : 15-JUN-2009 11:04
End Cal Date : 15-JUN-2009 16:42
Quant Method : ISTD
Origin : Included
Target Version : 4.14
Integrator : HP RTE
Method file : \\cansvr11\dd\chem\MSS\a4hp7.i\90615a.b\8270C-625.m
Last Edit : 15-Jun-2009 17:04 a4hp7.i

Compound	0.0500000 Level 1	0.2500000 Level 2	0.5000000 Level 3	1.0000 Level 4	2.5000 Level 5	5.0000 Level 6	Curve	Coefficients b	m1	m2	%RSD or R^2	
	7.5000 Level 7	10.0000 Level 8	12.5000 Level 9									
120 Di-n-Butylphthalate	+++++	1.36754	1.31808	1.29313	1.32073	1.38479						
	1.58805	1.50102	1.47919				AVRG		1.40657		7.46608	<-
121 4-Nitroquinoline 1-oxide	+++++	+++++	+++++	15595	51246	149711						
	249102	307176	408449				QUAD	0.40094	7.58573	0.22234	0.99787	<-
122 Methapyrilene	+++++	0.46572	0.48239	0.50473	0.44549	0.41921						
	0.39846	0.39453	0.37183				AVRG		0.43530		10.76606	<-
123 Fluoranthene	1.48975	1.27871	1.18949	1.14419	1.13664	1.18139						
	1.34185	1.27336	1.25047				AVRG		1.25398		8.89622	
124 Benzidine	+++++	+++++	0.70480	0.69303	0.75633	0.83172						
	0.89743	0.90313	0.87009				AVRG		0.80808		11.06904	<-
125 Pyrene	1.82251	1.51077	1.37786	1.35931	1.35727	1.41234						
	1.56472	1.48738	1.47275				AVRG		1.48499		9.81528	
126 Aramite 1	+++++	0.06415	0.05527	0.06499	0.06065	0.06375						
	0.06562	0.06583	0.06624				AVRG		0.06331		5.83867	<-

TestAmerica North Canton

INITIAL CALIBRATION DATA

Start Cal Date : 15-JUN-2009 11:04
End Cal Date : 15-JUN-2009 16:42
Quant Method : ISTD
Origin : Included
Target Version : 4.14
Integrator : HP RTE
Method file : \\cansvr11\dd\chem\MSS\a4hp7.i\90615a.b\8270C-625.m
Last Edit : 15-Jun-2009 17:04 a4hp7.i

Compound	0.0500000 Level 1	0.2500000 Level 2	0.5000000 Level 3	1.0000 Level 4	2.5000 Level 5	5.0000 Level 6	Curve	Coefficients b	m1	m2	%RSD or R^2	
	7.5000 Level 7	10.0000 Level 8	12.5000 Level 9									
M 191 Aramite, Total	+++++	0.52973	0.53858	0.56378	0.53478	0.57008						
	0.58371	0.58416	0.60509				AVRG		0.56374		4.83231	<-
127 Aramite 2	+++++	0.11318	0.11793	0.12418	0.11229	0.11652						
	0.11774	0.12022	0.11866				AVRG		0.11759		3.21967	<-
128 p-Dimethylamino azobenzene	+++++	0.29196	0.29414	0.32996	0.28487	0.30667						
	0.31541	0.32141	0.32429				AVRG		0.30859		5.43073	<-
129 p-Chlorobenzilate	+++++	0.51645	0.50802	0.52869	0.45671	0.46831						
	0.48082	0.48984	0.48930				AVRG		0.49227		4.94263	<-
130 Famphur	+++++	0.46405	0.49131	0.46512	0.24049	0.11208						
	+++++	+++++	+++++				AVRG		0.35461		47.75702	<-
131 Butylbenzylphthalate	+++++	0.66096	0.61300	0.62505	0.65283	0.69330						
	0.77163	0.73138	0.72005				AVRG		0.68353		8.07521	<-
132 3,3'-Dimethylbenzidine	+++++	17602	72318	192021	356791	586486						
	690448	694838	794916				QUAD	0.39990	-1.46946	2.86489	0.98483	<-

TestAmerica North Canton

INITIAL CALIBRATION DATA

Start Cal Date : 15-JUN-2009 11:04
End Cal Date : 15-JUN-2009 16:42
Quant Method : ISTD
Origin : Included
Target Version : 4.14
Integrator : HP RTE
Method file : \\cansvr11\dd\chem\MSS\a4hp7.i\90615a.b\8270C-625.m
Last Edit : 15-Jun-2009 17:04 a4hp7.i

Compound	0.0500000 Level 1	0.2500000 Level 2	0.5000000 Level 3	1.0000 Level 4	2.5000 Level 5	5.0000 Level 6	Curve	Coefficients b	m1	m2	%RSD or R^2	
	7.5000 Level 7	10.0000 Level 8	12.5000 Level 9									
133 3,3'-Dimethoxybenzidine	+++++	+++++	0.21123	0.22794	0.25682	0.26208						
	0.29452	0.28035	0.27864				AVRG		0.25880		11.55297	<-
134 2-Acetylaminofluorene	+++++	18876	51735	136505	326802	744198						
	1217944	1450347	2034123				QUAD	0.06024	1.63270	-0.04166	0.99905	<-
135 3,3'-Dichlorobenzidine	+++++	0.44933	0.48377	0.46163	0.48288	0.50907						
	0.56902	0.54696	0.54131				AVRG		0.50550		8.56171	<-
136 Benzo(a)Anthracene	1.93937	1.42302	1.31660	1.26768	1.26781	1.33902						
	1.48316	1.42494	1.40767				AVRG		1.42992		14.34605	
137 Chrysene	1.53745	1.39453	1.26287	1.22104	1.20558	1.24720						
	1.41185	1.33975	1.31951				AVRG		1.32664		8.11474	
138 4,4'-Methylene bis(o-chloroan	+++++	0.23287	0.24506	0.23822	0.25351	0.26623						
	0.29844	0.28562	0.28214				AVRG		0.26276		9.18488	<-
139 bis(2-ethylhexyl)Phthalate	+++++	0.97287	0.90308	0.91072	0.93200	0.99761						
	1.10735	1.07150	1.05824				AVRG		0.99417		7.83610	<-

TestAmerica North Canton

INITIAL CALIBRATION DATA

Start Cal Date : 15-JUN-2009 11:04
End Cal Date : 15-JUN-2009 16:42
Quant Method : ISTD
Origin : Included
Target Version : 4.14
Integrator : HP RTE
Method file : \\cansvr11\dd\chem\MSS\a4hp7.i\90615a.b\8270C-625.m
Last Edit : 15-Jun-2009 17:04 a4hp7.i

Compound	0.0500000 Level 1	0.2500000 Level 2	0.5000000 Level 3	1.0000 Level 4	2.5000 Level 5	5.0000 Level 6	Curve	Coefficients b	m1	m2	%RSD or R^2	
	7.5000 Level 7	10.0000 Level 8	12.5000 Level 9									
140 Di-n-octylphthalate	+++++	1.46215	1.41519	1.48757	1.59896	1.70881						
	1.94810	1.87633	1.84131				AVRG		1.66730		12.35767	<-
141 Benzo(b)fluoranthene	1.60168	1.42345	1.34427	1.30473	1.31481	1.40805						
	1.49518	1.40421	1.41352				AVRG		1.41221		6.55929	
142 Benzo(k)fluoranthene	1.80782	1.39403	1.29609	1.30794	1.30625	1.29934						
	1.57754	1.52294	1.44204				AVRG		1.43933		12.00916	
143 7,12-dimethylbenz[a]anthracen	+++++	0.75924	0.68687	0.71613	0.61703	0.64100						
	0.68154	0.68995	0.68365				AVRG		0.68443		6.31486	<-
144 Hexachlorophene	+++++	+++++	+++++	+++++	+++++	+++++						
	+++++	+++++	+++++				AVRG		0.000e+000		0.000e+000	<-
145 Hexachlorophene product	+++++	+++++	+++++	+++++	+++++	+++++						
	+++++	+++++	+++++				AVRG		0.000e+000		0.000e+000	<-
146 Benzo(a)pyrene	1.51331	1.20538	1.16712	1.16977	1.18371	1.23012						
	1.41451	1.35290	1.32477				AVRG		1.28462		9.60804	

TestAmerica North Canton

INITIAL CALIBRATION DATA

Start Cal Date : 15-JUN-2009 11:04
End Cal Date : 15-JUN-2009 16:42
Quant Method : ISTD
Origin : Included
Target Version : 4.14
Integrator : HP RTE
Method file : \\cansvr11\dd\chem\MSS\a4hp7.i\90615a.b\8270C-625.m
Last Edit : 15-Jun-2009 17:04 a4hp7.i

Compound	0.0500000 Level 1	0.2500000 Level 2	0.5000000 Level 3	1.0000 Level 4	2.5000 Level 5	5.0000 Level 6	Curve	Coefficients b	m1	m2	%RSD or R^2	
	7.5000 Level 7	10.0000 Level 8	12.5000 Level 9									
148 3-Methylcholanthrene	+++++	0.69434	0.67073	0.72253	0.63998	0.68283						
	0.72801	0.73308	0.73873				AVRG		0.70128		5.01535	<-
149 Indeno(1,2,3-cd)pyrene	1.62927	1.30363	1.28701	1.29480	1.31825	1.36477						
	1.56397	1.49330	1.45702				AVRG		1.41245		9.06179	
150 Dibenz(a,h)anthracene	1.23809	1.12834	1.10196	1.06451	1.11421	1.16460						
	1.33161	1.27885	1.24238				AVRG		1.18495		7.69214	
151 Benzo(g,h,i)perylene	1.36776	1.15769	1.06663	1.07483	1.08257	1.12533						
	1.28068	1.22220	1.20331				AVRG		1.17567		8.73869	
230 2-Chloroacetophenone	+++++	0.72634	0.69913	0.75771	0.65011	0.67592						
	0.70589	0.71010	0.71722				AVRG		0.70530		4.57911	<-
199 3-Picoline	+++++	1.85062	1.88769	1.94196	1.73858	1.75218						
	1.86077	1.82685	1.88432				AVRG		1.84287		3.74170	<-
200 N,N-Dimethylacetamide	+++++	1.72310	1.76122	1.78235	1.53395	1.56346						
	1.64539	1.61407	1.62420				AVRG		1.65597		5.49120	<-

TestAmerica North Canton

INITIAL CALIBRATION DATA

Start Cal Date : 15-JUN-2009 11:04
End Cal Date : 15-JUN-2009 16:42
Quant Method : ISTD
Origin : Included
Target Version : 4.14
Integrator : HP RTE
Method file : \\cansvr11\dd\chem\MSS\a4hp7.i\90615a.b\8270C-625.m
Last Edit : 15-Jun-2009 17:04 a4hp7.i

Compound	0.0500000 Level 1 / 7.5000 Level 7	0.2500000 Level 2 / 10.0000 Level 8	0.5000000 Level 3 / 12.5000 Level 9	1.0000 Level 4	2.5000 Level 5	5.0000 Level 6	Curve	Coefficients b	Coefficients m1	Coefficients m2	%RSD or R^2	
201 Quinoline	+++++ / +++++	+++++ / +++++	+++++ / +++++	+++++	+++++	+++++	AVRG		0.000e+000		0.000e+000	<-
202 Diphenyl	+++++ / +++++	+++++ / +++++	+++++ / +++++	+++++	+++++	+++++	AVRG		0.000e+000		0.000e+000	<-
203 Diphenyl ether	+++++ / +++++	+++++ / +++++	+++++ / +++++	+++++	+++++	+++++	AVRG		0.000e+000		0.000e+000	<-
204 6-Methylchrysene	+++++ / +++++	+++++ / +++++	+++++ / +++++	+++++	+++++	+++++	AVRG		0.000e+000		0.000e+000	<-
205 Benzenethiol	+++++ / +++++	+++++ / +++++	+++++ / +++++	+++++	+++++	+++++	AVRG		0.000e+000		0.000e+000	<-
207 Indene	+++++ / +++++	+++++ / +++++	+++++ / +++++	+++++	+++++	+++++	AVRG		0.000e+000		0.000e+000	<-
208 Dibenz(a,j)acridine	+++++ / +++++	+++++ / +++++	+++++ / +++++	+++++	+++++	+++++	AVRG		0.000e+000		0.000e+000	<-

TestAmerica North Canton

INITIAL CALIBRATION DATA

Start Cal Date : 15-JUN-2009 11:04
End Cal Date : 15-JUN-2009 16:42
Quant Method : ISTD
Origin : Included
Target Version : 4.14
Integrator : HP RTE
Method file : \\cansvr11\dd\chem\MSS\a4hp7.i\90615a.b\8270C-625.m
Last Edit : 15-Jun-2009 17:04 a4hp7.i

Compound	0.0500000 Level 1	0.2500000 Level 2	0.5000000 Level 3	1.0000 Level 4	2.5000 Level 5	5.0000 Level 6	Curve	Coefficients b	Coefficients m1	Coefficients m2	%RSD or R^2	
	7.5000 Level 7	10.0000 Level 8	12.5000 Level 9									
214 Dibenz(a,h)acridine	+++++	+++++	+++++	+++++	+++++	+++++						
	+++++	+++++	+++++				AVRG		0.000e+000		0.000e+000	<-
209 Benzaldehyde	+++++	1.44407	1.34668	1.26764	1.24906	1.10439						
	1.37720	1.27838	1.17540				AVRG		1.28035		8.54068	<-
210 Caprolactam	+++++	6658	16746	31111	93919	204478						
	349937	454548	490624				QUAD	0.12153	6.88177	0.66377	0.99760	<-
211 1,1'-Biphenyl	+++++	1.64787	1.51910	1.47168	1.43020	1.48135						
	1.68330	1.61389	1.62412				AVRG		1.55894		6.05824	<-
212 Atrazine	+++++	0.16283	0.15590	0.16605	0.15844	0.16612						
	0.17294	0.16554	0.15549				AVRG		0.16292		3.68212	<-
220 Diphenyl Thiourea	+++++	+++++	+++++	+++++	+++++	+++++						
	+++++	+++++	+++++				AVRG		0.000e+000		0.000e+000	<-
216 1,3-Diethyl-2-Thiourea	+++++	+++++	+++++	+++++	+++++	+++++						
	+++++	+++++	+++++				AVRG		0.000e+000		0.000e+000	<-

TestAmerica North Canton

INITIAL CALIBRATION DATA

Start Cal Date : 15-JUN-2009 11:04
End Cal Date : 15-JUN-2009 16:42
Quant Method : ISTD
Origin : Included
Target Version : 4.14
Integrator : HP RTE
Method file : \\cansvr11\dd\chem\MSS\a4hp7.i\90615a.b\8270C-625.m
Last Edit : 15-Jun-2009 17:04 a4hp7.i

Compound	0.0500000 Level 1	0.2500000 Level 2	0.5000000 Level 3	1.0000 Level 4	2.5000 Level 5	5.0000 Level 6	Curve	Coefficients b	m1	m2	%RSD or R^2	
	7.5000 Level 7	10.0000 Level 8	12.5000 Level 9									
218 1,1,3,3-Tetramethyl-2-Thioure	+++++	+++++	+++++	+++++	+++++	+++++						
	+++++	+++++	+++++				AVRG		0.000e+000		0.000e+000	<-
217 1,3-Dibutyl-2-Thiourea	+++++	+++++	+++++	+++++	+++++	+++++						
	+++++	+++++	+++++				AVRG		0.000e+000		0.000e+000	<-
215 bis(2-Chloroethoxy) ethane	+++++	+++++	+++++	+++++	+++++	+++++						
	+++++	+++++	+++++				AVRG		0.000e+000		0.000e+000	<-
221 Hexabromobenzene	+++++	+++++	+++++	+++++	+++++	+++++						
	+++++	+++++	+++++				AVRG		0.000e+000		0.000e+000	<-
219 o-Benzyl Phenol	+++++	+++++	+++++	+++++	+++++	+++++						
	+++++	+++++	+++++				AVRG		0.000e+000		0.000e+000	<-
223 1,2-bis(2-chloroethoxy)ethane	+++++	+++++	+++++	+++++	+++++	+++++						
	+++++	+++++	+++++				AVRG		0.000e+000		0.000e+000	<-
224 Benzothiazole	+++++	+++++	+++++	+++++	+++++	+++++						
	+++++	+++++	+++++				AVRG		0.000e+000		0.000e+000	<-

TestAmerica North Canton

INITIAL CALIBRATION DATA

Start Cal Date : 15-JUN-2009 11:04
End Cal Date : 15-JUN-2009 16:42
Quant Method : ISTD
Origin : Included
Target Version : 4.14
Integrator : HP RTE
Method file : \\cansvr11\dd\chem\MSS\a4hp7.i\90615a.b\8270C-625.m
Last Edit : 15-Jun-2009 17:04 a4hp7.i

Compound	0.0500000 Level 1	0.2500000 Level 2	0.5000000 Level 3	1.0000 Level 4	2.5000 Level 5	5.0000 Level 6	Curve	Coefficients b	m1	m2	%RSD or R^2	
	7.5000 Level 7	10.0000 Level 8	12.5000 Level 9									
225 1,3-Dimethyl-2-Thiourea	+++++	+++++	+++++	+++++	+++++	+++++						
	+++++	+++++	+++++				AVRG		0.000e+000		0.000e+000	<-
226 Methyl parathion	+++++	0.24925	0.27414	0.32116	0.29283	0.29828						
	0.30857	0.29141	0.28262				AVRG		0.28978		7.56182	<-
227 Parathion	+++++	0.15805	0.17264	0.19342	0.18856	0.20306						
	0.21360	0.21219	0.21627				AVRG		0.19472		10.74909	<-
228 Isodrin	+++++	0.19407	0.17370	0.16345	0.14135	0.14211						
	0.14938	0.14703	0.14959				AVRG		0.15758		11.67822	<-
229 Kepone	+++++	+++++	+++++	+++++	+++++	+++++						
	+++++	+++++	+++++				AVRG		0.000e+000		0.000e+000	<-
231 Acrylamide	+++++	+++++	+++++	+++++	+++++	+++++						
	+++++	+++++	+++++				AVRG		0.000e+000		0.000e+000	<-
232 2-Methylcyclohexanone	+++++	0.97802	0.97811	0.96017	0.99546	0.98616						
	1.08248	1.07936	1.10415				AVRG		1.02049		5.65983	<-

TestAmerica North Canton

INITIAL CALIBRATION DATA

Start Cal Date : 15-JUN-2009 11:04
End Cal Date : 15-JUN-2009 16:42
Quant Method : ISTD
Origin : Included
Target Version : 4.14
Integrator : HP RTE
Method file : \\cansvr11\dd\chem\MSS\a4hp7.i\90615a.b\8270C-625.m
Last Edit : 15-Jun-2009 17:04 a4hp7.i

Compound	0.0500000 Level 1	0.2500000 Level 2	0.5000000 Level 3	1.0000 Level 4	2.5000 Level 5	5.0000 Level 6	Curve	Coefficients b	m1	m2	%RSD or R^2	
	7.5000 Level 7	10.0000 Level 8	12.5000 Level 9									
233 3-Methylcyclohexanone	+++++	1.61077	1.69883	1.68482	1.73079	1.68805						
	1.85102	1.87741	1.89458				AVRG		1.75453		6.00237	<-
234 4-Methylcyclohexanone	+++++	1.33395	1.34834	1.35099	1.40871	1.35141						
	1.49312	1.50808	1.50288				AVRG		1.41218		5.46020	<-
235 Tributyl phosphate	+++++	46377	127509	301918	799127	1629618						
	2875840	3573765	4291492				QUAD	0.13509	0.41309	0.00273	0.99239	<-
$ 154 Nitrobenzene-d5	0.57117	0.53698	0.45971	0.44001	0.47011	0.47811						
	0.51275	0.47744	0.45750				AVRG		0.48931		8.69373	
$ 155 2-Fluorobiphenyl	1.64385	1.43029	1.35464	1.27144	1.23084	1.24671						
	1.42703	1.34870	1.36166				AVRG		1.36835		9.20405	
$ 156 Terphenyl-d14	1.04395	0.95966	0.87927	0.83886	0.82959	0.84848						
	0.97487	0.91557	0.89729				AVRG		0.90973		7.87554	
$ 157 Phenol-d5	+++++	2.06818	2.00079	1.96067	2.00931	2.09949						
	2.32661	2.27247	2.20458				AVRG		2.11776		6.38539	<-

TestAmerica North Canton

INITIAL CALIBRATION DATA

Start Cal Date : 15-JUN-2009 11:04
End Cal Date : 15-JUN-2009 16:42
Quant Method : ISTD
Origin : Included
Target Version : 4.14
Integrator : HP RTE
Method file : \\cansvr11\dd\chem\MSS\a4hp7.i\90615a.b\8270C-625.m
Last Edit : 15-Jun-2009 17:04 a4hp7.i

Compound	0.0500000 Level 1	0.2500000 Level 2	0.5000000 Level 3	1.0000 Level 4	2.5000 Level 5	5.0000 Level 6	Curve	Coefficients b	m1	m2	%RSD or R^2	
	7.5000 Level 7	10.0000 Level 8	12.5000 Level 9									
$ 158 2-Fluorophenol	+++++	1.36710	1.37694	1.29897	1.36209	1.40445						
	1.53964	1.53539	1.48361				AVRG		1.42102		6.21294	<-
$ 159 2,4,6-Tribromophenol	+++++	0.11458	0.11814	0.13016	0.13336	0.14209						
	0.16241	0.15755	0.15834				AVRG		0.13958		13.30545	<-
$ 186 2-Chlorophenol-d4	+++++	1.38643	1.26239	1.25850	1.26765	1.29967						
	1.47398	1.41533	1.39121				AVRG		1.34440		6.14503	<-
$ 187 1,2-Dichlorobenzene-d4	1.00208	0.95385	0.86292	0.83092	0.83442	0.82448						
	0.95336	0.90081	0.87494				AVRG		0.89309		7.13883	

5B

SEMIVOLATILE ORGANIC INSTRUMENT PERFORMANCE CHECK

DECAFLUOROTRIPHENYLPHOSPHINE (DFTPP)

Lab Name: NORTH CANTON Contract:

Lab Code: TACAN Case No.: SAS No.: SDG No.: 9F15107

Lab File ID: 7DF0617 DFTPP Injection Date: 06/17/09

Instrument ID: A4HP7 DFTPP Injection Time: 1520

m/e	ION ABUNDANCE CRITERIA	% RELATIVE ABUNDANCE
51	30.0 - 80.0% of mass 198	58.5
68	Less than 2.0% of mass 69	0.2 (0.3)1
69	Mass 69 relative abundance	64.3
70	Less than 2.0% of mass 69	0.4 (0.6)1
127	25.0 - 75.0% of mass 198	53.9
197	Less than 1.0% of mass 198	0.0
198	Base Peak, 100% relative abundance	100.0
199	5.0 to 9.0% of mass 198	6.8
275	10.0 - 30.0% of mass 198	27.7
365	Greater than 0.75% of mass 198	2.74
441	Present, but less than mass 443	10.9
442	40.0 - 110.0% of mass 198	74.2
443	15.0 - 24.0% of mass 442	13.9 (18.7)2

1-Value is % mass 69 2-Value is % mass 442

THIS CHECK APPLIES TO THE FOLLOWING SAMPLES, MS, MSD, BLANKS, AND STANDARDS:

	EPA SAMPLE NO.	LAB SAMPLE ID	LAB FILE ID	DATE ANALYZED	TIME ANALYZED
01	SSTD006	L6	7SMH0617	06/17/09	1537
02	LE1V4BLK	LE1V41AA	LE1V41AA	06/17/09	2021
03	LE1V4CHK	LE1V41AC	LE1V41AC	06/17/09	2041
04	LE1V4CKDUP	LE1V41AD	LE1V41AD	06/17/09	2100
05					
06					
07					
08					
09					
10					
11					
12					
13					
14					
15					
16					
17					
18					
19					
20					
21					
22					

TestAmerica North Canton

CONTINUING CALIBRATION COMPOUNDS

Instrument ID: a4hp7.i
Lab File ID: 7SMH0617.D
Analysis Type:
Lab Sample ID: 16
Method: \\cansvr11\dd\chem\MSS\a4hp7.i\90617a.b\8270C-625.m

Injection Date: 17-JUN-2009 15:37
Init. Cal. Date(s): 15-JUN-2009 15-JUN-2009
Init. Cal. Times: 11:04 16:42
Quant Type: ISTD

COMPOUND	RRF / AMOUNT	RF5	CCAL RRF5	MIN RRF	%D / %DRIFT	MAX %D / %DRIFT	CURVE TYPE
9 Pyridine	1.79482	1.74888	1.74888	0.010	2.55956	50.00000	Averaged
10 N-Nitrosodimethylamine	1.03245	0.98866	0.98866	0.010	4.24151	50.00000	Averaged
11 Ethyl methacrylate	1.60931	1.54880	1.54880	0.010	3.76030	50.00000	Averaged
12 3-Chloropropionitrile	0.98497	0.97984	0.97984	0.010	0.52067	50.00000	Averaged
13 Malononitrile	2.20763	2.19510	2.19510	0.010	0.56737	50.00000	Averaged
209 Benzaldehyde	1.28035	1.04027	1.04027	0.010	18.75098	50.00000	Averaged
21 Aniline	2.81583	2.77659	2.77659	0.010	1.39355	50.00000	Averaged
22 Phenol	2.37519	2.30812	2.30812	0.010	2.82386	20.00000	Averaged
23 bis(2-Chloroethyl)ether	1.77850	1.72327	1.72327	0.010	3.10544	50.00000	Averaged
24 2-Chlorophenol	1.54058	1.48615	1.48615	0.010	3.53330	50.00000	Averaged
26 1,3-Dichlorobenzene	1.43415	1.37385	1.37385	0.010	4.20458	50.00000	Averaged
27 1,4-Dichlorobenzene	1.35454	1.28665	1.28665	0.010	5.01178	20.00000	Averaged
28 1,2-Dichlorobenzene	1.37344	1.31759	1.31759	0.010	4.06606	50.00000	Averaged
29 Benzyl Alcohol	1.06252	0.54982	0.54982	0.010	X 48.25316	50.00000	Averaged
30 2-Methylphenol	1.57317	1.92944	1.92944	0.010	-22.64633	50.00000	Averaged
31 bis(2-Chloroisopropyl)ether	2.31526	2.42443	2.42443	0.010	-4.71527	50.00000	Averaged
37 Acetophenone	2.28991	2.29814	2.29814	0.010	-0.35954	50.00000	Averaged
32 N-Nitroso-di-n-propylamine	1.47611	1.56824	1.56824	0.050	-6.24135	50.00000	Averaged
192 4-Methylphenol	1.65755	1.88439	1.88439	0.010	-13.68585	50.00000	Averaged
34 Hexachloroethane	0.57887	0.56217	0.56217	0.010	2.88362	50.00000	Averaged
35 Nitrobenzene	0.48302	0.47876	0.47876	0.010	0.88066	50.00000	Averaged
41 Isophorone	0.89532	0.90970	0.90970	0.010	-1.60579	50.00000	Averaged
42 2-Nitrophenol	0.20509	0.20718	0.20718	0.010	-1.01923	20.00000	Averaged
43 2,4-Dimethylphenol	0.44739	0.46093	0.46093	0.010	-3.02662	50.00000	Averaged
44 bis(2-Chloroethoxy)methane	0.49708	0.48126	0.48126	0.010	3.18362	50.00000	Averaged
46 2,4-Toluenediamene	0.16308	0.10970	0.10970	0.010	32.73280	50.00000	Averaged
47 1,3,5-Trichlorobenzene	0.34214	0.37112	0.37112	0.010	-8.47034	50.00000	Averaged
48 2,4-Dichlorophenol	0.27575	0.27438	0.27438	0.010	0.49567	20.00000	Averaged
49 Benzoic Acid	10.00000	9.06687	0.24467	0.010	9.33132	0.000e+000	Quadratic
50 1,2,4-Trichlorobenzene	0.29050	0.27414	0.27414	0.010	5.63073	50.00000	Averaged
51 Naphthalene	1.11179	1.04921	1.04921	0.010	5.62821	50.00000	Averaged
52 4-Chloroaniline	0.47094	0.44954	0.44954	0.010	4.54462	50.00000	Averaged
56 Hexachlorobutadiene	0.15066	0.14404	0.14404	0.010	4.39728	20.00000	Averaged
210 Caprolactam	5.00000	4.88689	0.13083	0.010	2.26217	0.000e+000	Quadratic
57 1,2,3-Trichlorobenzene	0.26675	0.25241	0.25241	0.010	5.37389	50.00000	Averaged
59 4-Chloro-3-Methylphenol	0.38269	0.38978	0.38978	0.010	-1.85300	20.00000	Averaged
62 2-Methylnaphthalene	0.65321	0.62953	0.62953	0.010	3.62559	50.00000	Averaged
63 1-Methylnaphthalene	0.65750	0.63663	0.63663	0.010	3.17352	50.00000	Averaged
64 Hexachlorocyclopentadiene	0.32784	0.31501	0.31501	0.050	3.91297	50.00000	Averaged
66 2,4,6-Trichlorophenol	0.37205	0.35000	0.35000	0.010	5.92656	20.00000	Averaged
67 2,4,5-Trichlorophenol	0.40071	0.40168	0.40168	0.010	-0.24304	50.00000	Averaged
211 1,1'-Biphenyl	1.55894	1.49227	1.49227	0.010	4.27658	50.00000	Averaged

TestAmerica North Canton

CONTINUING CALIBRATION COMPOUNDS

Instrument ID: a4hp7.i
Lab File ID: 7SMH0617.D
Analysis Type:
Lab Sample ID: 16
Injection Date: 17-JUN-2009 15:37
Init. Cal. Date(s): 15-JUN-2009 15-JUN-2009
Init. Cal. Times: 11:04 16:42
Quant Type: ISTD
Method: \\cansvr11\dd\chem\MSS\a4hp7.i\90617a.b\8270C-625.m

COMPOUND	RRF / AMOUNT	RF5	CCAL RRF5	MIN RRF	%D / %DRIFT	MAX %D / %DRIFT	CURVE TYPE
68 1,2,3,5-Tetrachlorobenzene	0.52604	0.48600	0.48600	0.010	7.61064	50.00000	Averaged
70 2-Chloronaphthalene	1.15619	1.05880	1.05880	0.010	8.42364	50.00000	Averaged
73 2-Nitroaniline	0.52133	0.53441	0.53441	0.010	-2.51059	50.00000	Averaged
74 1,2,3,4-Tetrachlorobenzene	0.49178	0.45740	0.45740	0.010	6.99193	50.00000	Averaged
76 Dimethylphthalate	1.31521	1.25991	1.25991	0.010	4.20475	50.00000	Averaged
78 2,6-Dinitrotoluene	0.30363	0.29881	0.29881	0.010	1.58729	50.00000	Averaged
79 Acenaphthylene	1.99812	1.91585	1.91585	0.010	4.11762	50.00000	Averaged
80 1,2-Dinitrobenzene	0.15322	0.15289	0.15289	0.010	0.21566	50.00000	Averaged
81 3-Nitroaniline	0.34373	0.35290	0.35290	0.010	-2.66798	50.00000	Averaged
82 Acenaphthene	1.26082	1.18668	1.18668	0.010	5.88015	20.00000	Averaged
83 2,4-Dinitrophenol	10.00000	9.15783	0.23251	0.050	8.42167	0.000e+000	Quadratic
85 4-Nitrophenol	0.20324	0.21184	0.21184	0.050	-4.23190	50.00000	Averaged
86 Dibenzofuran	1.71411	1.58626	1.58626	0.010	7.45841	50.00000	Averaged
87 2,4-Dinitrotoluene	0.39976	0.40636	0.40636	0.010	-1.65192	50.00000	Averaged
91 2,3,5,6-Tetrachlorophenol	0.31095	0.28211	0.28211	0.010	9.27397	50.00000	Averaged
93 Diethylphthalate	1.33782	1.31215	1.31215	0.010	1.91838	50.00000	Averaged
94 Fluorene	1.41051	1.33840	1.33840	0.010	5.11224	50.00000	Averaged
95 4-Chlorophenyl-phenylether	0.63378	0.59377	0.59377	0.010	6.31363	50.00000	Averaged
96 4-Nitroaniline	0.37626	0.39494	0.39494	0.010	-4.96350	50.00000	Averaged
98 4,6-Dinitro-2-methylphenol	5.00000	4.80441	0.16381	0.010	3.91180	0.000e+000	Quadratic
99 N-Nitrosodiphenylamine	0.61615	0.60995	0.60995	0.010	1.00630	20.00000	Averaged
100 1,2-Diphenylhydrazine	1.15886	1.18986	1.18986	0.010	-2.67492	50.00000	Averaged
106 4-Bromophenyl-phenylether	0.20308	0.19419	0.19419	0.010	4.37460	50.00000	Averaged
107 Hexachlorobenzene	0.20762	0.19272	0.19272	0.010	7.17714	50.00000	Averaged
212 Atrazine	0.16292	0.16265	0.16265	0.010	0.16227	50.00000	Averaged
111 Pentachlorophenol	10.00000	8.21315	0.13075	0.010	17.86848	0.000e+000	Quadratic
115 Phenanthrene	1.18140	1.14505	1.14505	0.010	3.07684	50.00000	Averaged
116 Anthracene	1.17547	1.15776	1.15776	0.010	1.50675	50.00000	Averaged
119 Carbazole	1.13318	1.13273	1.13273	0.010	0.04010	50.00000	Averaged
120 Di-n-Butylphthalate	1.40657	1.44487	1.44487	0.010	-2.72303	50.00000	Averaged
123 Fluoranthene	1.25398	1.20363	1.20363	0.010	4.01574	20.00000	Averaged
124 Benzidine	0.80808	0.87386	0.87386	0.010	-8.14080	50.00000	Averaged
125 Pyrene	1.48499	1.42786	1.42786	0.010	3.84739	50.00000	Averaged
131 Butylbenzylphthalate	0.68353	0.70904	0.70904	0.010	-3.73334	50.00000	Averaged
133 3,3'-Dimethoxybenzidine	0.25880	0.28431	0.28431	0.010	-9.85834	50.00000	Averaged
135 3,3'-Dichlorobenzidine	0.50550	0.52505	0.52505	0.010	-3.86779	50.00000	Averaged
136 Benzo(a)Anthracene	1.42992	1.32643	1.32643	0.010	7.23765	50.00000	Averaged
137 Chrysene	1.32664	1.27835	1.27835	0.010	3.64022	50.00000	Averaged
138 4,4'-Methylene bis(o-chloro	0.26276	0.27892	0.27892	0.010	-6.14895	50.00000	Averaged
139 bis(2-ethylhexyl)Phthalate	0.99417	1.04084	1.04084	0.010	-4.69396	50.00000	Averaged
140 Di-n-octylphthalate	1.66730	1.80036	1.80036	0.010	-7.98065	20.00000	Averaged
141 Benzo(b)fluoranthene	1.41221	1.37876	1.37876	0.010	2.36853	50.00000	Averaged

TestAmerica North Canton

CONTINUING CALIBRATION COMPOUNDS

Instrument ID: a4hp7.i
Lab File ID: 7SMH0617.D
Analysis Type:
Lab Sample ID: 16
Injection Date: 17-JUN-2009 15:37
Init. Cal. Date(s): 15-JUN-2009 15-JUN-2009
Init. Cal. Times: 11:04 16:42
Quant Type: ISTD
Method: \\cansvr11\dd\chem\MSS\a4hp7.i\90617a.b\8270C-625.m

COMPOUND	RRF / AMOUNT	RF5	CCAL RRF5	MIN RRF	%D / %DRIFT	MAX %D / %DRIFT	CURVE TYPE
142 Benzo(k)fluoranthene	1.43933	1.37731	1.37731	0.010	4.30902	50.00000	Averaged
146 Benzo(a)pyrene	1.28462	1.27140	1.27140	0.010	1.02904	20.00000	Averaged
149 Indeno(1,2,3-cd)pyrene	1.41245	1.39977	1.39977	0.010	0.89740	50.00000	Averaged
150 Dibenz(a,h)anthracene	1.18495	1.18692	1.18692	0.010	-0.16593	50.00000	Averaged
151 Benzo(g,h,i)perylene	1.17567	1.12431	1.12431	0.010	4.36809	50.00000	Averaged
198 1,4-Dioxane	0.63016	0.54155	0.54155	0.010	14.06171	50.00000	Averaged
$ 154 Nitrobenzene-d5	0.48931	0.45493	0.45493	0.010	7.02581	50.00000	Averaged
$ 155 2-Fluorobiphenyl	1.36835	1.25200	1.25200	0.010	8.50334	50.00000	Averaged
$ 156 Terphenyl-d14	0.90973	0.85336	0.85336	0.010	6.19611	50.00000	Averaged
$ 157 Phenol-d5	2.11776	2.16460	2.16460	0.010	-2.21167	50.00000	Averaged
$ 158 2-Fluorophenol	1.42102	1.40803	1.40803	0.010	0.91474	50.00000	Averaged
$ 159 2,4,6-Tribromophenol	0.13958	0.13835	0.13835	0.010	0.87896	50.00000	Averaged
$ 186 2-Chlorophenol-d4	1.34440	1.35223	1.35223	0.010	-0.58278	50.00000	Averaged
$ 187 1,2-Dichlorobenzene-d4	0.89309	0.85812	0.85812	0.010	3.91525	50.00000	Averaged
M 195 Cresols, total	3.23072	3.81383	3.81383	0.010	-18.04908	50.00000	Averaged
101 Diphenylamine	0.61615	0.60995	0.60995	0.010	1.00630	50.00000	Averaged

5B

SEMIVOLATILE ORGANIC INSTRUMENT PERFORMANCE CHECK
DECAFLUOROTRIPHENYLPHOSPHINE (DFTPP)

Lab Name: NORTH CANTON Contract:

Lab Code: TACAN Case No.: SAS No.: SDG No.: 9F15107

Lab File ID: 7DF0618 DFTPP Injection Date: 06/18/09

Instrument ID: A4HP7 DFTPP Injection Time: 1451

m/e	ION ABUNDANCE CRITERIA	% RELATIVE ABUNDANCE
51	30.0 - 80.0% of mass 198	55.8
68	Less than 2.0% of mass 69	0.0 (0.0)1
69	Mass 69 relative abundance	69.0
70	Less than 2.0% of mass 69	0.1 (0.2)1
127	25.0 - 75.0% of mass 198	54.9
197	Less than 1.0% of mass 198	0.5
198	Base Peak, 100% relative abundance	100.0
199	5.0 to 9.0% of mass 198	6.6
275	10.0 - 30.0% of mass 198	23.6
365	Greater than 0.75% of mass 198	2.03
441	Present, but less than mass 443	8.2
442	40.0 - 110.0% of mass 198	57.2
443	15.0 - 24.0% of mass 442	10.8 (18.9)2

1-Value is % mass 69 2-Value is % mass 442

THIS CHECK APPLIES TO THE FOLLOWING SAMPLES, MS, MSD, BLANKS, AND STANDARDS:

	EPA SAMPLE NO.	LAB SAMPLE ID	LAB FILE ID	DATE ANALYZED	TIME ANALYZED
01	SSTD006	L6	7SMH0618	06/18/09	1535
02	SSTD005	L5	7SMM0618	06/18/09	1554
03	SSTD004	L4	7SM0618	06/18/09	1614
04	SSTD003	L3	7SML0618	06/18/09	1634
05	SSTD002	L2	7SL0618	06/18/09	1654
06	SSTD007	L7	7SH0618	06/18/09	1734
07	SSTD001	L1	7SLL0618	06/18/09	1753
08	SSTD008	L8	7SHH0618	06/18/09	1813
09	SSTD009	L9	7HHH0618	06/18/09	1833
10					
11					
12					
13					
14					
15					
16					
17					
18					
19					
20					
21					
22					

Report Date : 18-Jun-2009 18:55

TestAmerica North Canton

INITIAL CALIBRATION DATA

Start Cal Date : 18-JUN-2009 15:35
End Cal Date : 18-JUN-2009 18:33
Quant Method : ISTD
Origin : Included
Target Version : 4.14
Integrator : HP RTE
Method file : \\cansvr11\dd\chem\MSS\a4hp7.i\90618a.b\8270C-625.m
Last Edit : 18-Jun-2009 18:47 ulmanm

Calibration File Names:
Level 1: \\cansvr11\dd\chem\MSS\a4hp7.i\90618a.b\7SLL0618.D
Level 2: \\cansvr11\dd\chem\MSS\a4hp7.i\90618a.b\7SL0618.D
Level 3: \\cansvr11\dd\chem\MSS\a4hp7.i\90618a.b\7SML0618.D
Level 4: \\cansvr11\dd\chem\MSS\a4hp7.i\90618a.b\7SM0618.D
Level 5: \\cansvr11\dd\chem\MSS\a4hp7.i\90618a.b\7SMM0618.D
Level 6: \\cansvr11\dd\chem\MSS\a4hp7.i\90618a.b\7SMH0618.D
Level 7: \\cansvr11\dd\chem\MSS\a4hp7.i\90618a.b\7SH0618.D
Level 8: \\cansvr11\dd\chem\MSS\a4hp7.i\90618a.b\7SHH0618.D
Level 9: \\cansvr11\dd\chem\MSS\a4hp7.i\90618a.b\7HHH0618.D

Compound	0.0500000 Level 1	0.2500000 Level 2	0.5000000 Level 3	1.0000 Level 4	2.5000 Level 5	5.0000 Level 6	Curve	Coefficients b	m1	m2	%RSD or R^2	
	7.5000 Level 7	10.0000 Level 8	12.5000 Level 9									
198 1,4-Dioxane	+++++	0.65465	0.66961	0.52809	0.60482	0.64327						
	0.67595	0.58164	0.62242				AVRG		0.62256		8.01708	<-
7 N-Nitrosomorpholine	+++++	+++++	+++++	+++++	+++++	+++++						
	+++++	+++++	+++++				AVRG		0.000e+000		0.000e+000	<-
8 Ethyl methanesulfonate	+++++	+++++	+++++	+++++	+++++	+++++						
	+++++	+++++	+++++				AVRG		0.000e+000		0.000e+000	<-

TestAmerica North Canton

INITIAL CALIBRATION DATA

Start Cal Date : 18-JUN-2009 15:35
End Cal Date : 18-JUN-2009 18:33
Quant Method : ISTD
Origin : Included
Target Version : 4.14
Integrator : HP RTE
Method file : \\cansvr11\dd\chem\MSS\a4hp7.i\90618a.b\8270C-625.m
Last Edit : 18-Jun-2009 18:47 ulmanm

Compound	0.0500000 Level 1	0.2500000 Level 2	0.5000000 Level 3	1.0000 Level 4	2.5000 Level 5	5.0000 Level 6	Curve	Coefficients b	m1	m2	%RSD or R^2	
	7.5000 Level 7	10.0000 Level 8	12.5000 Level 9									
9 Pyridine	+++++	1.93931	1.80995	1.70122	1.87423	1.94624						
	2.15050	1.53959	2.00290				AVRG		1.87049		10.06767	<-
10 N-Nitrosodimethylamine	+++++	1.17480	1.13423	0.98286	1.04337	1.09731						
	1.20234	1.11190	1.11112				AVRG		1.10724		6.29649	<-
11 Ethyl methacrylate	+++++	1.93075	1.71049	1.55283	1.65430	1.70912						
	1.89269	1.84846	1.71955				AVRG		1.75227		7.31077	<-
12 3-Chloropropionitrile	+++++	1.09369	0.97481	0.96189	0.97133	0.96277						
	1.12989	1.03565	1.00430				AVRG		1.01679		6.32760	<-
13 Malononitrile	+++++	2.74958	2.53013	2.36644	2.37027	2.31955						
	2.66290	2.44320	2.65239				AVRG		2.51181		6.42465	<-
14 2-Picoline	+++++	+++++	+++++	+++++	+++++	+++++						
	+++++	+++++	+++++				AVRG		0.000e+000		0.000e+000	<-
15 N-Nitrosomethylethylamine	+++++	+++++	+++++	+++++	+++++	+++++						
	+++++	+++++	+++++				AVRG		0.000e+000		0.000e+000	<-

TestAmerica North Canton

INITIAL CALIBRATION DATA

Start Cal Date : 18-JUN-2009 15:35
End Cal Date : 18-JUN-2009 18:33
Quant Method : ISTD
Origin : Included
Target Version : 4.14
Integrator : HP RTE
Method file : \\cansvr11\dd\chem\MSS\a4hp7.i\90618a.b\8270C-625.m
Last Edit : 18-Jun-2009 18:47 ulmanm

Compound	0.0500000 Level 1	0.2500000 Level 2	0.5000000 Level 3	1.0000 Level 4	2.5000 Level 5	5.0000 Level 6	Curve	Coefficients b	m1	m2	%RSD or R^2	
	7.5000 Level 7	10.0000 Level 8	12.5000 Level 9									
16 Methyl methanesulfonate	+++++	+++++	+++++	+++++	+++++	+++++	AVRG		0.000e+000		0.000e+000	<-
	+++++	+++++	+++++									
18 1,3-Dichloro-2-propanol	+++++	+++++	+++++	+++++	+++++	+++++	AVRG		0.000e+000		0.000e+000	<-
	+++++	+++++	+++++									
19 N-Nitrosodiethylamine	+++++	+++++	+++++	+++++	+++++	+++++	AVRG		0.000e+000		0.000e+000	<-
	+++++	+++++	+++++									
21 Aniline	+++++	2.99607	2.95033	2.80454	2.77367	3.07574	AVRG		2.95157		10.32193	<-
	3.46195	2.41713	3.13309									
22 Phenol	+++++	2.65572	2.54498	2.40019	2.41710	2.54636	AVRG		2.55001		8.59788	<-
	2.91235	2.19875	2.72462									
23 bis(2-Chloroethyl)ether	+++++	2.14729	2.01538	2.07745	1.80950	2.15253	AVRG		2.18983		10.96655	<-
	2.34218	2.56709	2.40720									
24 2-Chlorophenol	+++++	1.52668	1.51247	1.42344	1.40612	1.49992	AVRG		1.52864		6.50025	<-
	1.65504	1.51614	1.68931									

TestAmerica North Canton

INITIAL CALIBRATION DATA

Start Cal Date : 18-JUN-2009 15:35
End Cal Date : 18-JUN-2009 18:33
Quant Method : ISTD
Origin : Included
Target Version : 4.14
Integrator : HP RTE
Method file : \\cansvr11\dd\chem\MSS\a4hp7.i\90618a.b\8270C-625.m
Last Edit : 18-Jun-2009 18:47 ulmanm

Compound	0.0500000 Level 1	0.2500000 Level 2	0.5000000 Level 3	1.0000 Level 4	2.5000 Level 5	5.0000 Level 6	Curve	Coefficients b	Coefficients m1	Coefficients m2	%RSD or R^2	
	7.5000 Level 7	10.0000 Level 8	12.5000 Level 9									
25 Pentachloroethane	+++++	+++++	+++++	+++++	+++++	+++++	AVRG		0.000e+000		0.000e+000	<-
	+++++	+++++	+++++									
26 1,3-Dichlorobenzene	+++++	1.55310	1.44830	1.29472	1.30249	1.34065	AVRG		1.39821		7.97425	<-
	1.55542	1.28607	1.40489									
27 1,4-Dichlorobenzene	+++++	1.50296	1.34314	1.29409	1.21776	1.44359	AVRG		1.40272		7.92675	<-
	1.39556	1.48795	1.53668									
28 1,2-Dichlorobenzene	+++++	1.47664	1.39643	1.27541	1.26534	1.33022	AVRG		1.38826		7.21872	<-
	1.52777	1.34616	1.48814									
29 Benzyl Alcohol	+++++	1.16262	1.08192	1.14362	1.05956	1.13892	AVRG		1.14839		5.49317	<-
	1.25440	1.13577	1.21031									
30 2-Methylphenol	+++++	1.81541	1.61889	1.62922	1.57716	1.64933	AVRG		1.71222		6.34896	<-
	1.88130	1.74764	1.77883									
31 bis(2-Chloroisopropyl)ether	+++++	2.74753	2.35429	2.35562	2.25661	2.40496	AVRG		2.46849		7.49460	<-
	2.72719	2.35221	2.54948									

TestAmerica North Canton

INITIAL CALIBRATION DATA

Start Cal Date : 18-JUN-2009 15:35
End Cal Date : 18-JUN-2009 18:33
Quant Method : ISTD
Origin : Included
Target Version : 4.14
Integrator : HP RTE
Method file : \\cansvr11\dd\chem\MSS\a4hp7.i\90618a.b\8270C-625.m
Last Edit : 18-Jun-2009 18:47 ulmanm

Compound	0.0500000 Level 1	0.2500000 Level 2	0.5000000 Level 3	1.0000 Level 4	2.5000 Level 5	5.0000 Level 6	Curve	Coefficients b	Coefficients m1	Coefficients m2	%RSD or R^2	
	7.5000 Level 7	10.0000 Level 8	12.5000 Level 9									
32 N-Nitroso-di-n-propylamine	+++++	1.82341	1.64551	1.65263	1.61197	1.66206						
	1.92795	1.57492	1.79311				AVRG		1.71144		7.15133	<-
M 195 Cresols, total	+++++	3.59407	3.38316	3.37076	3.27501	3.51615						
	3.94434	3.53154	3.75016				AVRG		3.54565		6.16461	<-
192 4-Methylphenol	+++++	1.77867	1.76427	1.74153	1.69785	1.86681						
	2.06304	1.78390	1.97133				AVRG		1.83342		6.83457	<-
193 3-Methylphenol	+++++	+++++	+++++	+++++	+++++	+++++						
	+++++	+++++	+++++				AVRG		0.000e+000		0.000e+000	<-
34 Hexachloroethane	+++++	0.68879	0.60596	0.60593	0.59384	0.60105						
	0.68822	0.59883	0.63162				AVRG		0.62678		6.33609	<-
35 Nitrobenzene	+++++	0.62144	0.55855	0.54540	0.52083	0.53114						
	0.61008	0.56915	0.55305				AVRG		0.56370		6.32128	<-
36 N-Nitrosopyrrolidine	+++++	+++++	+++++	+++++	+++++	+++++						
	+++++	+++++	+++++				AVRG		0.000e+000		0.000e+000	<-

TestAmerica North Canton

INITIAL CALIBRATION DATA

Start Cal Date : 18-JUN-2009 15:35
End Cal Date : 18-JUN-2009 18:33
Quant Method : ISTD
Origin : Included
Target Version : 4.14
Integrator : HP RTE
Method file : \\cansvr11\dd\chem\MSS\a4hp7.i\90618a.b\8270C-625.m
Last Edit : 18-Jun-2009 18:47 ulmanm

Compound	0.0500000 Level 1	0.2500000 Level 2	0.5000000 Level 3	1.0000 Level 4	2.5000 Level 5	5.0000 Level 6	Curve	Coefficients b	Coefficients m1	Coefficients m2	%RSD or R^2	
	7.5000 Level 7	10.0000 Level 8	12.5000 Level 9									
37 Acetophenone	+++++	2.83050	2.46633	2.37635	2.27598	2.52045	AVRG		2.53746		7.55693	<-
	2.75612	2.42736	2.64657									
39 o-Toluidine	+++++	+++++	+++++	+++++	+++++	+++++	AVRG		0.000e+000		0.000e+000	<-
	+++++	+++++	+++++									
40 N-Nitrosopiperidine	+++++	+++++	+++++	+++++	+++++	+++++	AVRG		0.000e+000		0.000e+000	<-
	+++++	+++++	+++++									
41 Isophorone	+++++	1.02763	0.95682	0.96743	0.94804	0.98903	AVRG		1.01213		5.68742	<-
	1.11439	1.06078	1.03292									
42 2-Nitrophenol	+++++	0.18543	0.19214	0.19844	0.19575	0.20271	AVRG		0.20467		7.14171	<-
	0.22636	0.21986	0.21670									
43 2,4-Dimethylphenol	+++++	0.48157	0.44714	0.46489	0.45464	0.46738	AVRG		0.47930		5.58770	<-
	0.52891	0.50097	0.48895									
44 bis(2-Chloroethoxy)methane	+++++	0.58730	0.53289	0.52347	0.49994	0.50709	AVRG		0.54212		6.36626	<-
	0.59221	0.55928	0.53477									

TestAmerica North Canton

INITIAL CALIBRATION DATA

Start Cal Date : 18-JUN-2009 15:35
End Cal Date : 18-JUN-2009 18:33
Quant Method : ISTD
Origin : Included
Target Version : 4.14
Integrator : HP RTE
Method file : \\cansvr11\dd\chem\MSS\a4hp7.i\90618a.b\8270C-625.m
Last Edit : 18-Jun-2009 18:47 ulmanm

Compound	0.0500000 Level 1	0.2500000 Level 2	0.5000000 Level 3	1.0000 Level 4	2.5000 Level 5	5.0000 Level 6	Curve	Coefficients b	m1	m2	%RSD or R^2	
	7.5000 Level 7	10.0000 Level 8	12.5000 Level 9									
45 O,O,O-Triethyl phosphorothioa	+++++	+++++	+++++	+++++	+++++	+++++						
	+++++	+++++	+++++				AVRG		0.000e+000		0.000e+000	<-
46 2,4-Toluenediamene	+++++	9533	23940	46639	98685	135104						
	217359	141848	245778				QUAD	-0.12957	6.68884	1.66558	0.97502	<-
47 1,3,5-Trichlorobenzene	+++++	0.40885	0.33456	0.32125	0.31223	0.36189						
	0.33243	0.33228	0.35150				AVRG		0.34437		8.82687	<-
48 2,4-Dichlorophenol	+++++	0.27769	0.27134	0.26108	0.26258	0.27523						
	0.30570	0.29048	0.28646				AVRG		0.27882		5.36391	<-
49 Benzoic Acid	+++++	+++++	0.18499	0.24179	0.24690	0.25674						
	0.29035	0.27225	0.28506				AVRG		0.25401		14.00131	<-
50 1,2,4-Trichlorobenzene	+++++	0.30647	0.27990	0.26810	0.27108	0.27267						
	0.31355	0.29339	0.28698				AVRG		0.28652		5.88352	<-
51 Naphthalene	1.33205	1.11082	1.05135	1.02677	1.01584	1.03490						
	1.17066	1.13024	1.09718				AVRG		1.10776		8.93594	

TestAmerica North Canton

INITIAL CALIBRATION DATA

Start Cal Date : 18-JUN-2009 15:35
End Cal Date : 18-JUN-2009 18:33
Quant Method : ISTD
Origin : Included
Target Version : 4.14
Integrator : HP RTE
Method file : \\cansvr11\dd\chem\MSS\a4hp7.i\90618a.b\8270C-625.m
Last Edit : 18-Jun-2009 18:47 ulmanm

Compound	0.0500000 Level 1	0.2500000 Level 2	0.5000000 Level 3	1.0000 Level 4	2.5000 Level 5	5.0000 Level 6	Curve	Coefficients b	m1	m2	%RSD or R^2	
	7.5000 Level 7	10.0000 Level 8	12.5000 Level 9									
52 4-Chloroaniline	+++++	0.48894	0.49340	0.48470	0.43377	0.48546						
	0.52518	0.50508	0.49507				AVRG		0.48895		5.30268	<-
53 a,a-Dimethyl-phenethylamine	+++++	+++++	+++++	+++++	+++++	+++++						
	+++++	+++++	+++++				AVRG		0.000e+000		0.000e+000	<-
54 2,6-Dichlorophenol	+++++	+++++	+++++	+++++	+++++	+++++						
	+++++	+++++	+++++				AVRG		0.000e+000		0.000e+000	<-
55 Hexachloropropene	+++++	+++++	+++++	+++++	+++++	+++++						
	+++++	+++++	+++++				AVRG		0.000e+000		0.000e+000	<-
56 Hexachlorobutadiene	+++++	0.17348	0.15020	0.14367	0.14032	0.14380						
	0.16633	0.15465	0.15018				AVRG		0.15283		7.61412	<-
57 1,2,3-Trichlorobenzene	+++++	0.31047	0.26563	0.25507	0.24575	0.24746						
	0.28474	0.27000	0.25891				AVRG		0.26726		8.07011	<-
58 N-Nitrosodi-n-butylamine	+++++	+++++	+++++	+++++	+++++	+++++						
	+++++	+++++	+++++				AVRG		0.000e+000		0.000e+000	<-

TestAmerica North Canton

INITIAL CALIBRATION DATA

Start Cal Date : 18-JUN-2009 15:35
End Cal Date : 18-JUN-2009 18:33
Quant Method : ISTD
Origin : Included
Target Version : 4.14
Integrator : HP RTE
Method file : \\cansvr11\dd\chem\MSS\a4hp7.i\90618a.b\8270C-625.m
Last Edit : 18-Jun-2009 18:47 ulmanm

Compound	0.0500000 Level 1	0.2500000 Level 2	0.5000000 Level 3	1.0000 Level 4	2.5000 Level 5	5.0000 Level 6	Curve	Coefficients b	Coefficients ml	Coefficients m2	%RSD or R^2	
	7.5000 Level 7	10.0000 Level 8	12.5000 Level 9									
59 4-Chloro-3-Methylphenol	+++++	0.39424	0.39708	0.38149	0.39241	0.39737						
	0.45751	0.43520	0.42270				AVRG		0.40975		6.35825	<-
60 p-Phenylene diamine	+++++	+++++	+++++	+++++	+++++	+++++						
	+++++	+++++	+++++				AVRG		0.000e+000		0.000e+000	<-
61 Safrole	+++++	+++++	+++++	+++++	+++++	+++++						
	+++++	+++++	+++++				AVRG		0.000e+000		0.000e+000	<-
62 2-Methylnaphthalene	0.72329	0.67184	0.64359	0.60816	0.60220	0.61506						
	0.69826	0.67531	0.64450				AVRG		0.65358		6.40756	
63 1-Methylnaphthalene	0.79417	0.66378	0.63308	0.61254	0.60335	0.61544						
	0.70653	0.67928	0.65276				AVRG		0.66233		9.04767	
64 Hexachlorocyclopentadiene	+++++	0.29077	0.29804	0.29940	0.31966	0.32267						
	0.37448	0.32570	0.34344				AVRG		0.32177		8.54631	<-
65 1,2,4,5-Tetrachlorobenzene	+++++	+++++	+++++	+++++	+++++	+++++						
	+++++	+++++	+++++				AVRG		0.000e+000		0.000e+000	<-

TestAmerica North Canton

INITIAL CALIBRATION DATA

Start Cal Date : 18-JUN-2009 15:35
End Cal Date : 18-JUN-2009 18:33
Quant Method : ISTD
Origin : Included
Target Version : 4.14
Integrator : HP RTE
Method file : \\cansvr11\dd\chem\MSS\a4hp7.i\90618a.b\8270C-625.m
Last Edit : 18-Jun-2009 18:47 ulmanm

Compound	0.0500000 Level 1	0.2500000 Level 2	0.5000000 Level 3	1.0000 Level 4	2.5000 Level 5	5.0000 Level 6	Curve	Coefficients b	Coefficients m1	Coefficients m2	%RSD or R^2	
	7.5000 Level 7	10.0000 Level 8	12.5000 Level 9									
66 2,4,6-Trichlorophenol	+++++	0.34885	0.37080	0.35448	0.35635	0.37797						
	0.41469	0.38821	0.39585				AVRG		0.37590		6.08092	<-
67 2,4,5-Trichlorophenol	+++++	0.37406	0.38734	0.38863	0.36463	0.39855						
	0.44615	0.40682	0.42595				AVRG		0.39902		6.73646	<-
68 1,2,3,5-Tetrachlorobenzene	+++++	0.53975	0.53710	0.50166	0.49347	0.49182						
	0.56700	0.51411	0.53350				AVRG		0.52230		5.06558	<-
69 1,4-Dinitrobenzene	+++++	+++++	+++++	+++++	+++++	+++++						
	+++++	+++++	+++++				AVRG		0.000e+000		0.000e+000	<-
70 2-Chloronaphthalene	1.40495	1.16157	1.16223	1.06899	1.06337	1.07731						
	1.22235	1.10783	1.14450				AVRG		1.15701		9.22992	
71 Isosafrole 1	+++++	+++++	+++++	+++++	+++++	+++++						
	+++++	+++++	+++++				AVRG		0.000e+000		0.000e+000	<-
M 188 Isosafrole, Total	+++++	+++++	+++++	+++++	+++++	+++++						
	+++++	+++++	+++++				AVRG		0.000e+000		0.000e+000	<-

TestAmerica North Canton

INITIAL CALIBRATION DATA

Start Cal Date : 18-JUN-2009 15:35
End Cal Date : 18-JUN-2009 18:33
Quant Method : ISTD
Origin : Included
Target Version : 4.14
Integrator : HP RTE
Method file : \\cansvr11\dd\chem\MSS\a4hp7.i\90618a.b\8270C-625.m
Last Edit : 18-Jun-2009 18:47 ulmanm

Compound	0.0500000 Level 1	0.2500000 Level 2	0.5000000 Level 3	1.0000 Level 4	2.5000 Level 5	5.0000 Level 6	Curve	Coefficients b	m1	m2	%RSD or R^2	
	7.5000 Level 7	10.0000 Level 8	12.5000 Level 9									
72 Isosafrole 2	+++++	+++++	+++++	+++++	+++++	+++++						
	+++++	+++++	+++++				AVRG		0.000e+000		0.000e+000	<-
73 2-Nitroaniline	+++++	0.55995	0.58099	0.56869	0.57785	0.58933						
	0.66187	0.61213	0.62948				AVRG		0.59754		5.77890	<-
74 1,2,3,4-Tetrachlorobenzene	+++++	0.54480	0.49384	0.47356	0.45668	0.46864						
	0.54161	0.48805	0.50164				AVRG		0.49610		6.53562	<-
75 1,4-Naphthoquinone	+++++	+++++	+++++	+++++	+++++	+++++						
	+++++	+++++	+++++				AVRG		0.000e+000		0.000e+000	<-
76 Dimethylphthalate	+++++	1.36325	1.32489	1.24547	1.22137	1.30349						
	1.43989	1.35166	1.37621				AVRG		1.32828		5.35666	<-
77 m-Dinitrobenzene	+++++	+++++	+++++	+++++	+++++	+++++						
	+++++	+++++	+++++				AVRG		0.000e+000		0.000e+000	<-
78 2,6-Dinitrotoluene	+++++	0.30288	0.28210	0.29011	0.28828	0.30035						
	0.33874	0.31309	0.32309				AVRG		0.30483		6.30043	<-

TestAmerica North Canton

INITIAL CALIBRATION DATA

Start Cal Date : 18-JUN-2009 15:35
End Cal Date : 18-JUN-2009 18:33
Quant Method : ISTD
Origin : Included
Target Version : 4.14
Integrator : HP RTE
Method file : \\cansvr11\dd\chem\MSS\a4hp7.i\90618a.b\8270C-625.m
Last Edit : 18-Jun-2009 18:47 ulmanm

Compound	0.0500000 Level 1	0.2500000 Level 2	0.5000000 Level 3	1.0000 Level 4	2.5000 Level 5	5.0000 Level 6	Curve	Coefficients b	Coefficients m1	Coefficients m2	%RSD or R^2	
	7.5000 Level 7	10.0000 Level 8	12.5000 Level 9									
79 Acenaphthylene	2.18466	1.98829	1.94138	1.82882	1.82612	1.91007						
	2.17119	1.98749	2.04703				AVRG		1.98723		6.54906	
80 1,2-Dinitrobenzene	+++++	0.15475	0.14971	0.14670	0.14995	0.15154						
	0.17100	0.15608	0.16235				AVRG		0.15526		5.13682	<-
81 3-Nitroaniline	+++++	0.32196	0.35567	0.33801	0.33794	0.35419						
	0.38801	0.35896	0.37067				AVRG		0.35318		5.85908	<-
82 Acenaphthene	1.47395	1.22606	1.22675	1.14946	1.13196	1.19408						
	1.34697	1.25296	1.28490				AVRG		1.25412		8.40619	
83 2,4-Dinitrophenol	+++++	+++++	18369	47506	153500	251093						
	409559	341118	554439				QUAD	0.19223	3.93540	-0.10440	0.99544	<-
84 Pentachlorobenzene	+++++	+++++	+++++	+++++	+++++	+++++						
	+++++	+++++	+++++				AVRG		0.000e+000		0.000e+000	<-
85 4-Nitrophenol	+++++	+++++	0.20146	0.21885	0.24015	0.24804						
	0.27124	0.25071	0.25699				AVRG		0.24106		9.82959	<-

TestAmerica North Canton

INITIAL CALIBRATION DATA

Start Cal Date : 18-JUN-2009 15:35
End Cal Date : 18-JUN-2009 18:33
Quant Method : ISTD
Origin : Included
Target Version : 4.14
Integrator : HP RTE
Method file : \\cansvr11\dd\chem\MSS\a4hp7.i\90618a.b\8270C-625.m
Last Edit : 18-Jun-2009 18:47 ulmanm

Compound	0.0500000 Level 1	0.2500000 Level 2	0.5000000 Level 3	1.0000 Level 4	2.5000 Level 5	5.0000 Level 6	Curve	Coefficients b	m1	m2	%RSD or R^2	
	7.5000 Level 7	10.0000 Level 8	12.5000 Level 9									
86 Dibenzofuran	1.93997	1.73318	1.67817	1.56558	1.54374	1.61731						
	1.80634	1.68207	1.74997				AVRG		1.70182		7.27371	
87 2,4-Dinitrotoluene	+++++	0.39919	0.38717	0.39040	0.37980	0.40177						
	0.44960	0.41106	0.42332				AVRG		0.40529		5.57288	<-
88 2,3,4,6-Tetrachlorophenol	+++++	+++++	+++++	+++++	+++++	+++++						
	+++++	+++++	+++++				AVRG		0.000e+000		0.000e+000	<-
89 1-Naphthylamine	+++++	+++++	+++++	+++++	+++++	+++++						
	+++++	+++++	+++++				AVRG		0.000e+000		0.000e+000	<-
90 Zinophos	+++++	+++++	+++++	+++++	+++++	+++++						
	+++++	+++++	+++++				AVRG		0.000e+000		0.000e+000	<-
91 2,3,5,6-Tetrachlorophenol	+++++	0.29045	0.29589	0.29627	0.29673	0.31781						
	0.35374	0.32244	0.33457				AVRG		0.31349		7.21474	<-
92 2-Naphthylamine	+++++	+++++	+++++	+++++	+++++	+++++						
	+++++	+++++	+++++				AVRG		0.000e+000		0.000e+000	<-

TestAmerica North Canton

INITIAL CALIBRATION DATA

Start Cal Date : 18-JUN-2009 15:35
End Cal Date : 18-JUN-2009 18:33
Quant Method : ISTD
Origin : Included
Target Version : 4.14
Integrator : HP RTE
Method file : \\cansvr11\dd\chem\MSS\a4hp7.i\90618a.b\8270C-625.m
Last Edit : 18-Jun-2009 18:47 ulmanm

Compound	0.0500000 Level 1	0.2500000 Level 2	0.5000000 Level 3	1.0000 Level 4	2.5000 Level 5	5.0000 Level 6	Curve	Coefficients b	Coefficients m1	Coefficients m2	%RSD or R^2	
	7.5000 Level 7	10.0000 Level 8	12.5000 Level 9									
93 Diethylphthalate	+++++	1.37295	1.35930	1.27635	1.27110	1.34346						
	1.50174	1.40294	1.42366				AVRG		1.36894		5.56943	<-
94 Fluorene	1.80356	1.28426	1.39881	1.29633	1.28826	1.34160						
	1.51328	1.39912	1.43922				AVRG		1.41827		11.53929	
95 4-Chlorophenyl-phenylether	+++++	0.65453	0.62529	0.58239	0.57599	0.59702						
	0.69342	0.63649	0.64411				AVRG		0.62616		6.34276	<-
96 4-Nitroaniline	+++++	0.34428	0.37225	0.34830	0.36393	0.38415						
	0.42907	0.39059	0.41085				AVRG		0.38043		7.75140	<-
97 5-Nitro-o-toluidine	+++++	+++++	+++++	+++++	+++++	+++++						
	+++++	+++++	+++++				AVRG		0.000e+000		0.000e+000	<-
98 4,6-Dinitro-2-methylphenol	+++++	+++++	10782	25112	79247	131281						
	219609	182543	292740				QUAD	0.13146	5.77820	-0.17489	0.99639	<-
99 N-Nitrosodiphenylamine	+++++	0.67034	0.60774	0.58293	0.58719	0.61726						
	0.68456	0.64537	0.64406				AVRG		0.62993		5.92288	<-

TestAmerica North Canton

INITIAL CALIBRATION DATA

Start Cal Date : 18-JUN-2009 15:35
End Cal Date : 18-JUN-2009 18:33
Quant Method : ISTD
Origin : Included
Target Version : 4.14
Integrator : HP RTE
Method file : \\cansvr11\dd\chem\MSS\a4hp7.i\90618a.b\8270C-625.m
Last Edit : 18-Jun-2009 18:47 ulmanm

Compound	0.0500000 Level 1	0.2500000 Level 2	0.5000000 Level 3	1.0000 Level 4	2.5000 Level 5	5.0000 Level 6	7.5000 Level 7	10.0000 Level 8	12.5000 Level 9	Curve	Coefficients b	Coefficients m1	Coefficients m2	%RSD or R^2	
100 1,2-Diphenylhydrazine	+++++	1.43152	1.31652	1.26867	1.25361	1.29382									
	1.47567	1.39814	1.36405							AVRG		1.35025		5.94692	<-
101 Diphenylamine	+++++	0.67034	0.60774	0.58293	0.58719	0.61726									
	0.68456	0.64537	0.64406							AVRG		0.62993		5.92288	<-
102 Tetraethyl dithiopyrophosphat	+++++	+++++	+++++	+++++	+++++	+++++									
	+++++	+++++	+++++							AVRG		0.000e+000		0.000e+000	<-
103 Diallate 1	+++++	+++++	+++++	+++++	+++++	+++++									
	+++++	+++++	+++++							AVRG		0.000e+000		0.000e+000	<-
M 189 Diallate, Total	+++++	+++++	+++++	+++++	+++++	+++++									
	+++++	+++++	+++++							AVRG		0.000e+000		0.000e+000	<-
104 Phorate	+++++	+++++	+++++	+++++	+++++	+++++									
	+++++	+++++	+++++							AVRG		0.000e+000		0.000e+000	<-
105 1,3,5-Trinitrobenzene	+++++	+++++	+++++	+++++	+++++	+++++									
	+++++	+++++	+++++							AVRG		0.000e+000		0.000e+000	<-

TestAmerica North Canton

INITIAL CALIBRATION DATA

Start Cal Date : 18-JUN-2009 15:35
End Cal Date : 18-JUN-2009 18:33
Quant Method : ISTD
Origin : Included
Target Version : 4.14
Integrator : HP RTE
Method file : \\cansvr11\dd\chem\MSS\a4hp7.i\90618a.b\8270C-625.m
Last Edit : 18-Jun-2009 18:47 ulmanm

Compound	0.0500000 Level 1	0.2500000 Level 2	0.5000000 Level 3	1.0000 Level 4	2.5000 Level 5	5.0000 Level 6	Curve	Coefficients b	m1	m2	%RSD or R^2	
	7.5000 Level 7	10.0000 Level 8	12.5000 Level 9									
106 4-Bromophenyl-phenylether	+++++	0.21427	0.19627	0.18107	0.18403	0.18558						
	0.21552	0.20251	0.20020				AVRG		0.19743		6.72314	<-
107 Hexachlorobenzene	0.22822	0.18696	0.17030	0.16842	0.16507	0.16224						
	0.19479	0.17749	0.17855				AVRG		0.18134		11.28669	
108 Phenacetin	+++++	+++++	+++++	+++++	+++++	+++++						
	+++++	+++++	+++++				AVRG		0.000e+000		0.000e+000	<-
109 Diallate 2	+++++	+++++	+++++	+++++	+++++	+++++						
	+++++	+++++	+++++				AVRG		0.000e+000		0.000e+000	<-
110 Dimethoate	+++++	+++++	+++++	+++++	+++++	+++++						
	+++++	+++++	+++++				AVRG		0.000e+000		0.000e+000	<-
111 Pentachlorophenol	+++++	0.10847	0.12374	0.12854	0.13603	0.14086						
	0.15679	0.15015	0.15237				AVRG		0.13712		11.94450	<-
112 Pentachloronitrobenzene	+++++	+++++	+++++	+++++	+++++	+++++						
	+++++	+++++	+++++				AVRG		0.000e+000		0.000e+000	<-

TestAmerica North Canton

INITIAL CALIBRATION DATA

Start Cal Date : 18-JUN-2009 15:35
End Cal Date : 18-JUN-2009 18:33
Quant Method : ISTD
Origin : Included
Target Version : 4.14
Integrator : HP RTE
Method file : \\cansvr11\dd\chem\MSS\a4hp7.i\90618a.b\8270C-625.m
Last Edit : 18-Jun-2009 18:47 ulmanm

Compound	0.0500000 Level 1	0.2500000 Level 2	0.5000000 Level 3	1.0000 Level 4	2.5000 Level 5	5.0000 Level 6	Curve	Coefficients b	m1	m2	%RSD or R^2	
	7.5000 Level 7	10.0000 Level 8	12.5000 Level 9									
113 4-Aminobiphenyl	+++++	+++++	+++++	+++++	+++++	+++++						
	+++++	+++++	+++++				AVRG		0.000e+000		0.000e+000	<-
114 Pronamide	+++++	+++++	+++++	+++++	+++++	+++++						
	+++++	+++++	+++++				AVRG		0.000e+000		0.000e+000	<-
115 Phenanthrene	1.54195	1.20298	1.12344	1.08931	1.08545	1.11889						
	1.26652	1.20676	1.18843				AVRG		1.20264		11.73341	
116 Anthracene	1.42201	1.21407	1.09619	1.10279	1.09029	1.12046						
	1.28406	1.21136	1.19178				AVRG		1.19256		9.13005	
117 Dinoseb	+++++	+++++	+++++	+++++	+++++	+++++						
	+++++	+++++	+++++				AVRG		0.000e+000		0.000e+000	<-
118 Disulfoton	+++++	+++++	+++++	+++++	+++++	+++++						
	+++++	+++++	+++++				AVRG		0.000e+000		0.000e+000	<-
119 Carbazole	+++++	1.20252	1.10510	1.09050	1.07451	1.10771						
	1.24775	1.18683	1.17083				AVRG		1.14822		5.42129	<-

TestAmerica North Canton

INITIAL CALIBRATION DATA

Start Cal Date : 18-JUN-2009 15:35
End Cal Date : 18-JUN-2009 18:33
Quant Method : ISTD
Origin : Included
Target Version : 4.14
Integrator : HP RTE
Method file : \\cansvr11\dd\chem\MSS\a4hp7.i\90618a.b\8270C-625.m
Last Edit : 18-Jun-2009 18:47 ulmanm

Compound	0.0500000 Level 1	0.2500000 Level 2	0.5000000 Level 3	1.0000 Level 4	2.5000 Level 5	5.0000 Level 6	Curve	Coefficients b	Coefficients m1	Coefficients m2	%RSD or R^2	
	7.5000 Level 7	10.0000 Level 8	12.5000 Level 9									
120 Di-n-Butylphthalate	+++++	1.41692	1.40895	1.35185	1.36433	1.42082						
	1.59834	1.50641	1.50168				AVRG		1.44616		5.74648	<-
121 4-Nitroquinoline 1-oxide	+++++	+++++	+++++	+++++	+++++	+++++						
	+++++	+++++	+++++				AVRG		0.000e+000		0.000e+000	<-
122 Methapyrilene	+++++	+++++	+++++	+++++	+++++	+++++						
	+++++	+++++	+++++				AVRG		0.000e+000		0.000e+000	<-
123 Fluoranthene	1.59018	1.27867	1.15240	1.15052	1.14957	1.17313						
	1.34137	1.27000	1.26073				AVRG		1.26295		11.17377	
124 Benzidine	+++++	0.74545	0.85346	0.87479	0.88602	0.91068						
	0.93529	0.91059	0.92803				AVRG		0.88054		6.93591	<-
125 Pyrene	1.89743	1.59877	1.55848	1.50573	1.49164	1.50559						
	1.67742	1.64101	1.58292				AVRG		1.60655		7.85237	
126 Aramite 1	+++++	+++++	+++++	+++++	+++++	+++++						
	+++++	+++++	+++++				AVRG		0.000e+000		0.000e+000	<-

TestAmerica North Canton

INITIAL CALIBRATION DATA

Start Cal Date : 18-JUN-2009 15:35
End Cal Date : 18-JUN-2009 18:33
Quant Method : ISTD
Origin : Included
Target Version : 4.14
Integrator : HP RTE
Method file : \\cansvr11\dd\chem\MSS\a4hp7.i\90618a.b\8270C-625.m
Last Edit : 18-Jun-2009 18:47 ulmanm

Compound	0.0500000 Level 1	0.2500000 Level 2	0.5000000 Level 3	1.0000 Level 4	2.5000 Level 5	5.0000 Level 6	7.5000 Level 7	10.0000 Level 8	12.5000 Level 9	Curve	Coefficients b	m1	m2	%RSD or R^2	
M 191 Aramite, Total	+++++	+++++	+++++	+++++	+++++	+++++	+++++	+++++	+++++	AVRG		0.000e+000		0.000e+000	<-
127 Aramite 2	+++++	+++++	+++++	+++++	+++++	+++++	+++++	+++++	+++++	AVRG		0.000e+000		0.000e+000	<-
128 p-Dimethylamino azobenzene	+++++	+++++	+++++	+++++	+++++	+++++	+++++	+++++	+++++	AVRG		0.000e+000		0.000e+000	<-
129 p-Chlorobenzilate	+++++	+++++	+++++	+++++	+++++	+++++	+++++	+++++	+++++	AVRG		0.000e+000		0.000e+000	<-
130 Famphur	+++++	+++++	+++++	+++++	+++++	+++++	+++++	+++++	+++++	AVRG		0.000e+000		0.000e+000	<-
131 Butylbenzylphthalate	+++++	0.75105	0.72584	0.71955	0.72838	0.75251	0.83079	0.80633	0.78870	AVRG		0.76289		5.39376	<-
132 3,3'-Dimethylbenzidine	+++++	+++++	+++++	+++++	+++++	+++++	+++++	+++++	+++++	AVRG		0.000e+000		0.000e+000	<-

TestAmerica North Canton

INITIAL CALIBRATION DATA

Start Cal Date : 18-JUN-2009 15:35
End Cal Date : 18-JUN-2009 18:33
Quant Method : ISTD
Origin : Included
Target Version : 4.14
Integrator : HP RTE
Method file : \\cansvr11\dd\chem\MSS\a4hp7.i\90618a.b\8270C-625.m
Last Edit : 18-Jun-2009 18:47 ulmanm

Compound	0.0500000 Level 1	0.2500000 Level 2	0.5000000 Level 3	1.0000 Level 4	2.5000 Level 5	5.0000 Level 6	Curve	Coefficients b	Coefficients m1	Coefficients m2	%RSD or R^2	
	7.5000 Level 7	10.0000 Level 8	12.5000 Level 9									
133 3,3'-Dimethoxybenzidine	+++++	0.23843	0.28611	0.27909	0.29948	0.29235						
	0.29310	0.28552	0.28883				AVRG		0.28286		6.69793	<-
134 2-Acetylaminofluorene	+++++	+++++	+++++	+++++	+++++	+++++						
	+++++	+++++	+++++				AVRG		0.000e+000		0.000e+000	<-
135 3,3'-Dichlorobenzidine	+++++	0.48917	0.48041	0.48128	0.49366	0.49713						
	0.55750	0.54545	0.54098				AVRG		0.51070		6.20754	<-
136 Benzo(a)Anthracene	1.78331	1.56626	1.43385	1.38234	1.35887	1.38109						
	1.55142	1.49516	1.46167				AVRG		1.49044		8.88364	
137 Chrysene	1.76242	1.41973	1.32829	1.29361	1.27301	1.31306						
	1.45357	1.43576	1.38521				AVRG		1.40718		10.53420	
138 4,4'-Methylene bis(o-chloroan	+++++	0.25862	0.27783	0.28174	0.27747	0.28609						
	0.31561	0.30566	0.30019				AVRG		0.28790		6.35507	<-
139 bis(2-ethylhexyl)Phthalate	+++++	1.17333	1.03334	1.03385	1.07848	1.07658						
	1.20019	1.17604	1.13548				AVRG		1.11341		5.96237	<-

TestAmerica North Canton

INITIAL CALIBRATION DATA

Start Cal Date : 18-JUN-2009 15:35
End Cal Date : 18-JUN-2009 18:33
Quant Method : ISTD
Origin : Included
Target Version : 4.14
Integrator : HP RTE
Method file : \\cansvr11\dd\chem\MSS\a4hp7.i\90618a.b\8270C-625.m
Last Edit : 18-Jun-2009 18:47 ulmanm

Compound	0.0500000 Level 1	0.2500000 Level 2	0.5000000 Level 3	1.0000 Level 4	2.5000 Level 5	5.0000 Level 6	Curve	Coefficients b	m1	m2	%RSD or R^2	
	7.5000 Level 7	10.0000 Level 8	12.5000 Level 9									
140 Di-n-octylphthalate	+++++	1.80281	1.73422	1.79292	1.83895	1.95393						
	2.15173	2.08431	2.07564				AVRG		1.92931		8.22673	<-
141 Benzo(b)fluoranthene	9656	41058	85469	187858	518325	886338						
	1445715	1168876	1865160				QUAD	0.03756	0.69943	-0.00300	0.99750	
142 Benzo(k)fluoranthene	1.89441	1.50712	1.38532	1.34078	1.29663	1.32132						
	1.51601	1.56304	1.48971				AVRG		1.47937		12.36997	
143 7,12-dimethylbenz[a]anthracen	+++++	+++++	+++++	+++++	+++++	+++++						
	+++++	+++++	+++++				AVRG		0.000e+000		0.000e+000	<-
144 Hexachlorophene	+++++	+++++	+++++	+++++	+++++	+++++						
	+++++	+++++	+++++				AVRG		0.000e+000		0.000e+000	<-
145 Hexachlorophene product	+++++	+++++	+++++	+++++	+++++	+++++						
	+++++	+++++	+++++				AVRG		0.000e+000		0.000e+000	<-
146 Benzo(a)pyrene	1.82890	1.25590	1.26409	1.19256	1.18843	1.23999						
	1.42451	1.37981	1.35349				AVRG		1.34752		14.72502	

TestAmerica North Canton

INITIAL CALIBRATION DATA

Start Cal Date : 18-JUN-2009 15:35
End Cal Date : 18-JUN-2009 18:33
Quant Method : ISTD
Origin : Included
Target Version : 4.14
Integrator : HP RTE
Method file : \\cansvr11\dd\chem\MSS\a4hp7.i\90618a.b\8270C-625.m
Last Edit : 18-Jun-2009 18:47 ulmanm

Compound	0.0500000 Level 1	0.2500000 Level 2	0.5000000 Level 3	1.0000 Level 4	2.5000 Level 5	5.0000 Level 6	Curve	Coefficients b	Coefficients m1	Coefficients m2	%RSD or R^2	
	7.5000 Level 7	10.0000 Level 8	12.5000 Level 9									
148 3-Methylcholanthrene	+++++	+++++	+++++	+++++	+++++	+++++						
	+++++	+++++	+++++				AVRG		0.000e+000		0.000e+000	<-
149 Indeno(1,2,3-cd)pyrene	1.79647	1.30854	1.31936	1.28283	1.29172	1.33815						
	1.52871	1.49697	1.46313				AVRG		1.42510		11.78418	
150 Dibenz(a,h)anthracene	7819	34037	73841	158809	438597	741862						
	1217238	1041275	1595448				QUAD	0.04576	0.81973	-0.00545	0.99809	
151 Benzo(g,h,i)perylene	1.47665	1.14204	1.06894	1.05516	1.05535	1.09312						
	1.24187	1.20810	1.19994				AVRG		1.17124		11.48557	
230 2-Chloroacetophenone	+++++	+++++	+++++	+++++	+++++	+++++						
	+++++	+++++	+++++				AVRG		0.000e+000		0.000e+000	<-
199 3-Picoline	+++++	+++++	+++++	+++++	+++++	+++++						
	+++++	+++++	+++++				AVRG		0.000e+000		0.000e+000	<-
200 N,N-Dimethylacetamide	+++++	+++++	+++++	+++++	+++++	+++++						
	+++++	+++++	+++++				AVRG		0.000e+000		0.000e+000	<-

TestAmerica North Canton

INITIAL CALIBRATION DATA

Start Cal Date : 18-JUN-2009 15:35
End Cal Date : 18-JUN-2009 18:33
Quant Method : ISTD
Origin : Included
Target Version : 4.14
Integrator : HP RTE
Method file : \\cansvr11\dd\chem\MSS\a4hp7.i\90618a.b\8270C-625.m
Last Edit : 18-Jun-2009 18:47 ulmanm

Compound	0.0500000 Level 1	0.2500000 Level 2	0.5000000 Level 3	1.0000 Level 4	2.5000 Level 5	5.0000 Level 6	Curve	Coefficients b	m1	m2	%RSD or R^2	
	7.5000 Level 7	10.0000 Level 8	12.5000 Level 9									
201 Quinoline	+++++	+++++	+++++	+++++	+++++	+++++						
	+++++	+++++	+++++				AVRG		0.000e+000		0.000e+000	<-
202 Diphenyl	+++++	+++++	+++++	+++++	+++++	+++++						
	+++++	+++++	+++++				AVRG		0.000e+000		0.000e+000	<-
203 Diphenyl ether	+++++	+++++	+++++	+++++	+++++	+++++						
	+++++	+++++	+++++				AVRG		0.000e+000		0.000e+000	<-
204 6-Methylchrysene	+++++	+++++	+++++	+++++	+++++	+++++						
	+++++	+++++	+++++				AVRG		0.000e+000		0.000e+000	<-
205 Benzenethiol	+++++	+++++	+++++	+++++	+++++	+++++						
	+++++	+++++	+++++				AVRG		0.000e+000		0.000e+000	<-
207 Indene	+++++	+++++	+++++	+++++	+++++	+++++						
	+++++	+++++	+++++				AVRG		0.000e+000		0.000e+000	<-
208 Dibenz(a,j)acridine	+++++	+++++	+++++	+++++	+++++	+++++						
	+++++	+++++	+++++				AVRG		0.000e+000		0.000e+000	<-

TestAmerica North Canton

INITIAL CALIBRATION DATA

Start Cal Date : 18-JUN-2009 15:35
End Cal Date : 18-JUN-2009 18:33
Quant Method : ISTD
Origin : Included
Target Version : 4.14
Integrator : HP RTE
Method file : \\cansvr11\dd\chem\MSS\a4hp7.i\90618a.b\8270C-625.m
Last Edit : 18-Jun-2009 18:47 ulmanm

Compound	0.0500000 Level 1	0.2500000 Level 2	0.5000000 Level 3	1.0000 Level 4	2.5000 Level 5	5.0000 Level 6	Curve	Coefficients b	m1	m2	%RSD or R^2	
	7.5000 Level 7	10.0000 Level 8	12.5000 Level 9									
214 Dibenz(a,h)acridine	+++++	+++++	+++++	+++++	+++++	+++++						
	+++++	+++++	+++++				AVRG		0.000e+000		0.000e+000	<-
209 Benzaldehyde	+++++	1.69858	1.54363	1.47808	1.41998	1.42450						
	1.60343	1.42937	1.43874				AVRG		1.50454		6.79666	<-
210 Caprolactam	+++++	0.12042	0.12123	0.12498	0.12795	0.12989						
	0.14616	0.14102	0.13595				AVRG		0.13095		7.12166	<-
211 1,1'-Biphenyl	+++++	1.57255	1.52303	1.42472	1.43560	1.49564						
	1.70836	1.56290	1.65360				AVRG		1.54705		6.41216	<-
212 Atrazine	+++++	0.18547	0.16760	0.16838	0.16469	0.17117						
	0.17629	0.17200	0.16664				AVRG		0.17153		3.89933	<-
220 Diphenyl Thiourea	+++++	+++++	+++++	+++++	+++++	+++++						
	+++++	+++++	+++++				AVRG		0.000e+000		0.000e+000	<-
216 1,3-Diethyl-2-Thiourea	+++++	+++++	+++++	+++++	+++++	+++++						
	+++++	+++++	+++++				AVRG		0.000e+000		0.000e+000	<-

TestAmerica North Canton

INITIAL CALIBRATION DATA

Start Cal Date : 18-JUN-2009 15:35
End Cal Date : 18-JUN-2009 18:33
Quant Method : ISTD
Origin : Included
Target Version : 4.14
Integrator : HP RTE
Method file : \\cansvr11\dd\chem\MSS\a4hp7.i\90618a.b\8270C-625.m
Last Edit : 18-Jun-2009 18:47 ulmanm

Compound	0.0500000 Level 1	0.2500000 Level 2	0.5000000 Level 3	1.0000 Level 4	2.5000 Level 5	5.0000 Level 6	Curve	Coefficients b	m1	m2	%RSD or R^2	
	7.5000 Level 7	10.0000 Level 8	12.5000 Level 9									
218 1,1,3,3-Tetramethyl-2-Thioure	+++++	+++++	+++++	+++++	+++++	+++++						
	+++++	+++++	+++++				AVRG		0.000e+000		0.000e+000	<-
217 1,3-Dibutyl-2-Thiourea	+++++	+++++	+++++	+++++	+++++	+++++						
	+++++	+++++	+++++				AVRG		0.000e+000		0.000e+000	<-
215 bis(2-Chloroethoxy) ethane	+++++	+++++	+++++	+++++	+++++	+++++						
	+++++	+++++	+++++				AVRG		0.000e+000		0.000e+000	<-
221 Hexabromobenzene	+++++	+++++	+++++	+++++	+++++	+++++						
	+++++	+++++	+++++				AVRG		0.000e+000		0.000e+000	<-
219 o-Benzyl Phenol	+++++	+++++	+++++	+++++	+++++	+++++						
	+++++	+++++	+++++				AVRG		0.000e+000		0.000e+000	<-
223 1,2-bis(2-chloroethoxy)ethane	+++++	+++++	+++++	+++++	+++++	+++++						
	+++++	+++++	+++++				AVRG		0.000e+000		0.000e+000	<-
224 Benzothiazole	+++++	+++++	+++++	+++++	+++++	+++++						
	+++++	+++++	+++++				AVRG		0.000e+000		0.000e+000	<-

TestAmerica North Canton

INITIAL CALIBRATION DATA

Start Cal Date : 18-JUN-2009 15:35
End Cal Date : 18-JUN-2009 18:33
Quant Method : ISTD
Origin : Included
Target Version : 4.14
Integrator : HP RTE
Method file : \\cansvr11\dd\chem\MSS\a4hp7.i\90618a.b\8270C-625.m
Last Edit : 18-Jun-2009 18:47 ulmanm

Compound	0.0500000 Level 1	0.2500000 Level 2	0.5000000 Level 3	1.0000 Level 4	2.5000 Level 5	5.0000 Level 6	Curve	Coefficients b	m1	m2	%RSD or R^2	
	7.5000 Level 7	10.0000 Level 8	12.5000 Level 9									
225 1,3-Dimethyl-2-Thiourea	+++++	+++++	+++++	+++++	+++++	+++++						
	+++++	+++++	+++++				AVRG		0.000e+000		0.000e+000	<-
226 Methyl parathion	+++++	+++++	+++++	+++++	+++++	+++++						
	+++++	+++++	+++++				AVRG		0.000e+000		0.000e+000	<-
227 Parathion	+++++	+++++	+++++	+++++	+++++	+++++						
	+++++	+++++	+++++				AVRG		0.000e+000		0.000e+000	<-
228 Isodrin	+++++	+++++	+++++	+++++	+++++	+++++						
	+++++	+++++	+++++				AVRG		0.000e+000		0.000e+000	<-
229 Kepone	+++++	+++++	+++++	+++++	+++++	+++++						
	+++++	+++++	+++++				AVRG		0.000e+000		0.000e+000	<-
231 Acrylamide	+++++	+++++	+++++	+++++	+++++	+++++						
	+++++	+++++	+++++				AVRG		0.000e+000		0.000e+000	<-
232 2-Methylcyclohexanone	+++++	+++++	+++++	+++++	+++++	+++++						
	+++++	+++++	+++++				AVRG		0.000e+000		0.000e+000	<-

TestAmerica North Canton

INITIAL CALIBRATION DATA

Start Cal Date : 18-JUN-2009 15:35
End Cal Date : 18-JUN-2009 18:33
Quant Method : ISTD
Origin : Included
Target Version : 4.14
Integrator : HP RTE
Method file : \\cansvr11\dd\chem\MSS\a4hp7.i\90618a.b\8270C-625.m
Last Edit : 18-Jun-2009 18:47 ulmanm

Compound	0.0500000 Level 1 / 7.5000 Level 7	0.2500000 Level 2 / 10.0000 Level 8	0.5000000 Level 3 / 12.5000 Level 9	1.0000 Level 4	2.5000 Level 5	5.0000 Level 6	Curve	Coefficients b	Coefficients m1	Coefficients m2	%RSD or R^2	
233 3-Methylcyclohexanone	+++++	+++++	+++++	+++++	+++++	+++++						
	+++++	+++++	+++++				AVRG		0.000e+000		0.000e+000	<-
234 4-Methylcyclohexanone	+++++	+++++	+++++	+++++	+++++	+++++						
	+++++	+++++	+++++				AVRG		0.000e+000		0.000e+000	<-
235 Tributyl phosphate	+++++	+++++	+++++	+++++	+++++	+++++						
	+++++	+++++	+++++				AVRG		0.000e+000		0.000e+000	<-
$ 154 Nitrobenzene-d5	0.51339	0.64314	0.55293	0.53844	0.54725	0.51438						
	0.59655	0.56271	0.54304				AVRG		0.55687		7.34534	
$ 155 2-Fluorobiphenyl	1.65441	1.44153	1.32169	1.23851	1.24358	1.27808						
	1.44219	1.32002	1.37134				AVRG		1.36793		9.59204	
$ 156 Terphenyl-d14	1.19126	0.99829	0.94014	0.90369	0.87849	0.88822						
	1.00781	0.96453	0.94094				AVRG		0.96815		9.82469	
$ 157 Phenol-d5	+++++	2.32616	2.26252	2.13974	2.08262	2.25252						
	2.52656	2.29644	2.55023				AVRG		2.30460		7.16889	<-

TestAmerica North Canton

INITIAL CALIBRATION DATA

Start Cal Date : 18-JUN-2009 15:35
End Cal Date : 18-JUN-2009 18:33
Quant Method : ISTD
Origin : Included
Target Version : 4.14
Integrator : HP RTE
Method file : \\cansvr11\dd\chem\MSS\a4hp7.i\90618a.b\8270C-625.m
Last Edit : 18-Jun-2009 18:47 ulmanm

Compound	0.0500000 Level 1	0.2500000 Level 2	0.5000000 Level 3	1.0000 Level 4	2.5000 Level 5	5.0000 Level 6	Curve	Coefficients b	m1	m2	%RSD or R^2	
	7.5000 Level 7	10.0000 Level 8	12.5000 Level 9									
$ 158 2-Fluorophenol	+++++	1.44632	1.38971	1.26938	1.34164	1.40888						
	1.58718	1.49114	1.66123				AVRG		1.44944		8.83643	<-
$ 159 2,4,6-Tribromophenol	+++++	0.10088	0.11076	0.11141	0.11273	0.12144						
	0.13713	0.12569	0.12768				AVRG		0.11847		9.80935	<-
$ 186 2-Chlorophenol-d4	+++++	1.43497	1.32384	1.33291	1.24432	1.30291						
	1.44912	1.35394	1.49064				AVRG		1.36658		6.12256	<-
$ 187 1,2-Dichlorobenzene-d4	1.13299	0.96189	0.88454	0.82395	0.82533	0.86560						
	0.96467	0.86200	0.94167				AVRG		0.91807		10.56903	

TestAmerica North Canton

INITIAL CALIBRATION DATA

Start Cal Date : 18-JUN-2009 15:35
End Cal Date : 18-JUN-2009 18:33
Quant Method : ISTD
Origin : Included
Target Version : 4.14
Integrator : HP RTE
Method file : \\cansvr11\dd\chem\MSS\a4hp7.i\90618a.b\8270C-625.m
Last Edit : 18-Jun-2009 18:47 ulmanm

Curve	Formula	Units
Averaged	Amt = Rsp/m1	Response
Quad	Amt = b + m1*Rsp + m2*Rsp^2	Response

5B

SEMIVOLATILE ORGANIC INSTRUMENT PERFORMANCE CHECK

-- DECAFLUOROTRIPHENYLPHOSPHINE (DFTPP)

Lab Name: NORTH CANTON Contract:

Lab Code: TACAN Case No.: SAS No.: SDG No.: 9F15107

Lab File ID: 7DF0621 DFTPP Injection Date: 06/21/09

Instrument ID: A4HP7 DFTPP Injection Time: 0900

m/e	ION ABUNDANCE CRITERIA	% RELATIVE ABUNDANCE
51	30.0 - 80.0% of mass 198	53.0
68	Less than 2.0% of mass 69	0.1 (0.1)1
69	Mass 69 relative abundance	66.5
70	Less than 2.0% of mass 69	0.3 (0.5)1
127	25.0 - 75.0% of mass 198	52.7
197	Less than 1.0% of mass 198	0.0
198	Base Peak, 100% relative abundance	100.0
199	5.0 to 9.0% of mass 198	6.6
275	10.0 - 30.0% of mass 198	24.2
365	Greater than 0.75% of mass 198	2.24
441	Present, but less than mass 443	9.1
442	40.0 - 110.0% of mass 198	61.9
443	15.0 - 24.0% of mass 442	12.3 (19.8)2

1-Value is % mass 69 2-Value is % mass 442

THIS CHECK APPLIES TO THE FOLLOWING SAMPLES, MS, MSD, BLANKS, AND STANDARDS:

	EPA SAMPLE NO.	LAB SAMPLE ID	LAB FILE ID	DATE ANALYZED	TIME ANALYZED
01	SSTD006	L6	7SMH0621	06/21/09	0923
02	LE5RFBLK	LE5RF1AA	LE5RF1AA	06/21/09	1108
03	LE5RFCHK	LE5RF1AC	LE5RF1AC	06/21/09	1128
04	ILSD-24	LEXPD1A6	LEXPD1A6	06/21/09	1701
05	MHSD-2	LEXPN1AH	LEXPN1AH	06/21/09	1721
06					
07					
08					
09					
10					
11					
12					
13					
14					
15					
16					
17					
18					
19					
20					
21					
22					

TestAmerica North Canton

CONTINUING CALIBRATION COMPOUNDS

Instrument ID: a4hp7.i
Lab File ID: 7SMH0621.D
Analysis Type:
Lab Sample ID: 16
Method: \\cansvr11\dd\chem\MSS\a4hp7.i\90621a.b\8270C-625.m

Injection Date: 21-JUN-2009 09:23
Init. Cal. Date(s): 18-JUN-2009 19-JUN-2009
Init. Cal. Times: 15:35 14:22
Quant Type: ISTD

COMPOUND	RRF / AMOUNT	RF5	CCAL RRF5	MIN RRF	%D / %DRIFT	MAX %D / %DRIFT	CURVE TYPE
9 Pyridine	1.87049	2.00355	2.00355	0.010	-7.11369	50.00000	Averaged
10 N-Nitrosodimethylamine	1.10724	1.08611	1.08611	0.010	1.90867	50.00000	Averaged
11 Ethyl methacrylate	1.75227	1.73587	1.73587	0.010	0.93642	50.00000	Averaged
12 3-Chloropropionitrile	1.01679	0.94683	0.94683	0.010	6.88073	50.00000	Averaged
13 Malononitrile	2.51181	2.21339	2.21339	0.010	11.88079	50.00000	Averaged
209 Benzaldehyde	1.50454	1.19802	1.19802	0.010	20.37303	50.00000	Averaged
21 Aniline	2.95157	2.79033	2.79033	0.010	5.46277	50.00000	Averaged
22 Phenol	2.55001	2.38779	2.38779	0.010	6.36148	20.00000	Averaged
23 bis(2-Chloroethyl)ether	2.18983	1.93446	1.93446	0.010	11.66141	50.00000	Averaged
24 2-Chlorophenol	1.52864	1.46518	1.46518	0.010	4.15166	50.00000	Averaged
26 1,3-Dichlorobenzene	1.39821	1.37641	1.37641	0.010	1.55894	50.00000	Averaged
27 1,4-Dichlorobenzene	1.40272	1.33773	1.33773	0.010	4.63296	20.00000	Averaged
28 1,2-Dichlorobenzene	1.38826	1.28907	1.28907	0.010	7.14487	50.00000	Averaged
29 Benzyl Alcohol	1.14839	0.95171	0.95171	0.010	17.12687	50.00000	Averaged
30 2-Methylphenol	1.71222	1.48855	1.48855	0.010	13.06312	50.00000	Averaged
31 bis(2-Chloroisopropyl)ether	2.46849	2.07602	2.07602	0.010	15.89920	50.00000	Averaged
37 Acetophenone	2.53746	2.25166	2.25166	0.010	11.26323	50.00000	Averaged
32 N-Nitroso-di-n-propylamine	1.71144	1.56126	1.56126	0.050	8.77508	50.00000	Averaged
192 4-Methylphenol	1.83342	1.72946	1.72946	0.010	5.67038	50.00000	Averaged
34 Hexachloroethane	0.62678	0.56182	0.56182	0.010	10.36457	50.00000	Averaged
35 Nitrobenzene	0.56370	0.51884	0.51884	0.010	7.95803	50.00000	Averaged
41 Isophorone	1.01213	0.94677	0.94677	0.010	6.45825	50.00000	Averaged
42 2-Nitrophenol	0.20467	0.20531	0.20531	0.010	-0.31276	20.00000	Averaged
43 2,4-Dimethylphenol	0.47930	0.46444	0.46444	0.010	3.10214	50.00000	Averaged
44 bis(2-Chloroethoxy)methane	0.54212	0.49497	0.49497	0.010	8.69623	50.00000	Averaged
46 2,4-Toluenediamene	5.00000	0.94064	0.03511	0.010	X 81.18721	0.000e+000	Quadratic
47 1,3,5-Trichlorobenzene	0.34437	0.37698	0.37698	0.010	-9.46782	50.00000	Averaged
48 2,4-Dichlorophenol	0.27882	0.27421	0.27421	0.010	1.65452	20.00000	Averaged
49 Benzoic Acid	0.25401	0.24912	0.24912	0.010	1.92404	50.00000	Averaged
50 1,2,4-Trichlorobenzene	0.28652	0.28297	0.28297	0.010	1.23946	50.00000	Averaged
51 Naphthalene	1.10776	1.02938	1.02938	0.010	7.07532	50.00000	Averaged
52 4-Chloroaniline	0.48895	0.42877	0.42877	0.010	12.30893	50.00000	Averaged
56 Hexachlorobutadiene	0.15283	0.15219	0.15219	0.010	0.41956	20.00000	Averaged
210 Caprolactam	0.13095	0.12853	0.12853	0.010	1.84612	50.00000	Averaged
57 1,2,3-Trichlorobenzene	0.26726	0.26074	0.26074	0.010	2.43740	50.00000	Averaged
59 4-Chloro-3-Methylphenol	0.40975	0.39161	0.39161	0.010	4.42725	20.00000	Averaged
62 2-Methylnaphthalene	0.65358	0.62191	0.62191	0.010	4.84565	50.00000	Averaged
63 1-Methylnaphthalene	0.66233	0.62255	0.62255	0.010	6.00613	50.00000	Averaged
64 Hexachlorocyclopentadiene	0.32177	0.25082	0.25082	0.050	22.05078	50.00000	Averaged
66 2,4,6-Trichlorophenol	0.37590	0.38037	0.38037	0.010	-1.18970	20.00000	Averaged
67 2,4,5-Trichlorophenol	0.39902	0.41166	0.41166	0.010	-3.17005	50.00000	Averaged
211 1,1'-Biphenyl	1.54705	1.52789	1.52789	0.010	1.23873	50.00000	Averaged

TestAmerica North Canton

CONTINUING CALIBRATION COMPOUNDS

Instrument ID: a4hp7.i
Lab File ID: 7SMH0621.D
Analysis Type:
Lab Sample ID: 16
Method: \\cansvr11\dd\chem\MSS\a4hp7.i\90621a.b\8270C-625.m

Injection Date: 21-JUN-2009 09:23
Init. Cal. Date(s): 18-JUN-2009 19-JUN-2009
Init. Cal. Times: 15:35 14:22
Quant Type: ISTD

COMPOUND	RRF / AMOUNT	RF5	CCAL RRF5	MIN RRF	%D / %DRIFT	MAX %D / %DRIFT	CURVE TYPE
68 1,2,3,5-Tetrachlorobenzene	0.52230	0.51496	0.51496	0.010	1.40612	50.00000	Averaged
70 2-Chloronaphthalene	1.15701	1.07051	1.07051	0.010	7.47600	50.00000	Averaged
73 2-Nitroaniline	0.59754	0.56729	0.56729	0.010	5.06185	50.00000	Averaged
74 1,2,3,4-Tetrachlorobenzene	0.49610	0.48530	0.48530	0.010	2.17783	50.00000	Averaged
76 Dimethylphthalate	1.32828	1.29143	1.29143	0.010	2.77439	50.00000	Averaged
78 2,6-Dinitrotoluene	0.30483	0.30335	0.30335	0.010	0.48579	50.00000	Averaged
79 Acenaphthylene	1.98723	1.92861	1.92861	0.010	2.94950	50.00000	Averaged
80 1,2-Dinitrobenzene	0.15526	0.15680	0.15680	0.010	-0.99320	50.00000	Averaged
81 3-Nitroaniline	0.35318	0.33460	0.33460	0.010	5.25994	50.00000	Averaged
82 Acenaphthene	1.25412	1.20611	1.20611	0.010	3.82825	20.00000	Averaged
83 2,4-Dinitrophenol	10.00000	8.73511	0.21853	0.050	12.64893	0.000e+000	Quadratic
85 4-Nitrophenol	0.24106	0.22175	0.22175	0.050	8.01210	50.00000	Averaged
86 Dibenzofuran	1.70182	1.64031	1.64031	0.010	3.61395	50.00000	Averaged
87 2,4-Dinitrotoluene	0.40529	0.40290	0.40290	0.010	0.58820	50.00000	Averaged
91 2,3,5,6-Tetrachlorophenol	0.31349	0.29837	0.29837	0.010	4.82349	50.00000	Averaged
93 Diethylphthalate	1.36894	1.31225	1.31225	0.010	4.14120	50.00000	Averaged
94 Fluorene	1.41827	1.36245	1.36245	0.010	3.93599	50.00000	Averaged
95 4-Chlorophenyl-phenylether	0.62616	0.61239	0.61239	0.010	2.19853	50.00000	Averaged
96 4-Nitroaniline	0.38043	0.36028	0.36028	0.010	5.29512	50.00000	Averaged
98 4,6-Dinitro-2-methylphenol	5.00000	4.67845	0.15464	0.010	6.43096	0.000e+000	Quadratic
99 N-Nitrosodiphenylamine	0.62993	0.59906	0.59906	0.010	4.90139	20.00000	Averaged
100 1,2-Diphenylhydrazine	1.35025	1.21825	1.21825	0.010	9.77562	50.00000	Averaged
106 4-Bromophenyl-phenylether	0.19743	0.18948	0.18948	0.010	4.02705	50.00000	Averaged
107 Hexachlorobenzene	0.18134	0.17155	0.17155	0.010	5.39977	50.00000	Averaged
212 Atrazine	0.17153	0.16102	0.16102	0.010	6.13036	50.00000	Averaged
111 Pentachlorophenol	0.13712	0.11642	0.11642	0.010	15.09619	20.00000	Averaged
115 Phenanthrene	1.20264	1.10942	1.10942	0.010	7.75128	50.00000	Averaged
116 Anthracene	1.19256	1.12545	1.12545	0.010	5.62710	50.00000	Averaged
119 Carbazole	1.14822	1.06899	1.06899	0.010	6.89986	50.00000	Averaged
120 Di-n-Butylphthalate	1.44616	1.37146	1.37146	0.010	5.16543	50.00000	Averaged
123 Fluoranthene	1.26295	1.18893	1.18893	0.010	5.86121	20.00000	Averaged
124 Benzidine	0.88054	0.65891	0.65891	0.010	25.17000	50.00000	Averaged
125 Pyrene	1.60655	1.52729	1.52729	0.010	4.93382	50.00000	Averaged
131 Butylbenzylphthalate	0.76289	0.72505	0.72505	0.010	4.96075	50.00000	Averaged
133 3,3'-Dimethoxybenzidine	0.28286	0.26912	0.26912	0.010	4.85772	50.00000	Averaged
135 3,3'-Dichlorobenzidine	0.51070	0.49329	0.49329	0.010	3.40861	50.00000	Averaged
136 Benzo(a)Anthracene	1.49044	1.37803	1.37803	0.010	7.54238	50.00000	Averaged
137 Chrysene	1.40718	1.30914	1.30914	0.010	6.96729	50.00000	Averaged
138 4,4'-Methylene bis(o-chloro	0.28790	0.27133	0.27133	0.010	5.75511	50.00000	Averaged
139 bis(2-ethylhexyl)Phthalate	1.11341	1.03004	1.03004	0.010	7.48827	50.00000	Averaged
140 Di-n-octylphthalate	1.92931	1.84177	1.84177	0.010	4.53749	20.00000	Averaged
141 Benzo(b)fluoranthene	5.00000	4.52002	1.28878	0.010	9.59968	0.000e+000	Quadratic

TestAmerica North Canton

CONTINUING CALIBRATION COMPOUNDS

Instrument ID: a4hp7.i
Lab File ID: 7SMH0621.D
Analysis Type:
Lab Sample ID: 16
Method: \\cansvr11\dd\chem\MSS\a4hp7.i\90621a.b\8270C-625.m

Injection Date: 21-JUN-2009 09:23
Init. Cal. Date(s): 18-JUN-2009 19-JUN-2009
Init. Cal. Times: 15:35 14:22
Quant Type: ISTD

COMPOUND	RRF / AMOUNT	RF5	CCAL RRF5	MIN RRF	%D / %DRIFT	MAX %D / %DRIFT	CURVE TYPE
142 Benzo(k)fluoranthene	1.47937	1.47228	1.47228	0.010	0.47954	50.00000	Averaged
146 Benzo(a)pyrene	1.34752	1.25434	1.25434	0.010	6.91465	20.00000	Averaged
149 Indeno(1,2,3-cd)pyrene	1.42510	1.37053	1.37053	0.010	3.82916	50.00000	Averaged
150 Dibenz(a,h)anthracene	5.00000	4.74580	1.15787	0.010	5.08401	0.000e+000	Quadratic
151 Benzo(g,h,i)perylene	1.17124	1.12214	1.12214	0.010	4.19210	50.00000	Averaged
198 1,4-Dioxane	0.62256	0.66190	0.66190	0.010	-6.31993	50.00000	Averaged
$ 154 Nitrobenzene-d5	0.55687	0.50553	0.50553	0.010	9.21948	50.00000	Averaged
$ 155 2-Fluorobiphenyl	1.36793	1.29167	1.29167	0.010	5.57452	50.00000	Averaged
$ 156 Terphenyl-d14	0.96815	0.90169	0.90169	0.010	6.86469	50.00000	Averaged
$ 157 Phenol-d5	2.30460	2.15215	2.15215	0.010	6.61477	50.00000	Averaged
$ 158 2-Fluorophenol	1.44944	1.43422	1.43422	0.010	1.04992	50.00000	Averaged
$ 159 2,4,6-Tribromophenol	0.11847	0.12137	0.12137	0.010	-2.45173	50.00000	Averaged
$ 186 2-Chlorophenol-d4	1.36658	1.30311	1.30311	0.010	4.64475	50.00000	Averaged
$ 187 1,2-Dichlorobenzene-d4	0.91807	0.84615	0.84615	0.010	7.83391	50.00000	Averaged
M 195 Cresols, total	3.54565	3.21802	3.21802	0.010	9.24040	50.00000	Averaged
101 Diphenylamine	0.62993	0.59906	0.59906	0.010	4.90139	50.00000	Averaged

5B

SEMIVOLATILE ORGANIC INSTRUMENT PERFORMANCE CHECK

DECAFLUOROTRIPHENYLPHOSPHINE (DFTPP)

Lab Name: NORTH CANTON Contract:

Lab Code: TACAN Case No.: SAS No.: SDG No.: 9F15107

Lab File ID: 7DF0623 DFTPP Injection Date: 06/23/09

Instrument ID: A4HP7 DFTPP Injection Time: 1222

m/e	ION ABUNDANCE CRITERIA	% RELATIVE ABUNDANCE
51	30.0 - 80.0% of mass 198	48.2
68	Less than 2.0% of mass 69	0.0 (0.0)1
69	Mass 69 relative abundance	65.3
70	Less than 2.0% of mass 69	0.2 (0.4)1
127	25.0 - 75.0% of mass 198	51.7
197	Less than 1.0% of mass 198	0.0
198	Base Peak, 100% relative abundance	100.0
199	5.0 to 9.0% of mass 198	6.4
275	10.0 - 30.0% of mass 198	24.0
365	Greater than 0.75% of mass 198	2.20
441	Present, but less than mass 443	9.6
442	40.0 - 110.0% of mass 198	65.7
443	15.0 - 24.0% of mass 442	12.1 (18.4)2

1-Value is % mass 69 2-Value is % mass 442

THIS CHECK APPLIES TO THE FOLLOWING SAMPLES, MS, MSD, BLANKS, AND STANDARDS:

	EPA SAMPLE NO.	LAB SAMPLE ID	LAB FILE ID	DATE ANALYZED	TIME ANALYZED
01	SSTD006	L6	7SMH0623	06/23/09	1239
02	SSTD005	L5	7SMM0623	06/23/09	1259
03	SSTD004	L4	7SM0623	06/23/09	1319
04	SSTD003	L3	7SML0623	06/23/09	1339
05	SSTD002	L2	7SL0623	06/23/09	1358
06	SSTD001	L1	7SLL0623	06/23/09	1440
07	SSTD007	L7	7SH0623	06/23/09	1500
08	SSTD008	L8	7SHH0623	06/23/09	1520
09	SSTD009	L9	7HHH0623	06/23/09	1540
10	RB061209	LEXP81A1	LEXP81A1	06/23/09	2017
11					
12					
13					
14					
15					
16					
17					
18					
19					
20					
21					
22					

Report Date : 23-Jun-2009 16:13

TestAmerica North Canton

INITIAL CALIBRATION DATA

Start Cal Date : 23-JUN-2009 12:39
End Cal Date : 23-JUN-2009 15:40
Quant Method : ISTD
Origin : Included
Target Version : 4.14
Integrator : HP RTE
Method file : \\cansvr11\dd\chem\MSS\a4hp7.i\90623a.b\8270C-625.m
Last Edit : 23-Jun-2009 15:52 ulmanm

Calibration File Names:
Level 1: \\cansvr11\dd\chem\MSS\a4hp7.i\90623a.b\7SLL0623.D
Level 2: \\cansvr11\dd\chem\MSS\a4hp7.i\90623a.b\7SL0623.D
Level 3: \\cansvr11\dd\chem\MSS\a4hp7.i\90623a.b\7SML0623.D
Level 4: \\cansvr11\dd\chem\MSS\a4hp7.i\90623a.b\7SM0623.D
Level 5: \\cansvr11\dd\chem\MSS\a4hp7.i\90623a.b\7SMM0623.D
Level 6: \\cansvr11\dd\chem\MSS\a4hp7.i\90623a.b\7SMH0623.D
Level 7: \\cansvr11\dd\chem\MSS\a4hp7.i\90623a.b\7SH0623.D
Level 8: \\cansvr11\dd\chem\MSS\a4hp7.i\90623a.b\7SHH0623.D
Level 9: \\cansvr11\dd\chem\MSS\a4hp7.i\90623a.b\7HHH0623.D

Compound	0.0500000 Level 1	0.2500000 Level 2	0.5000000 Level 3	1.0000 Level 4	2.5000 Level 5	5.0000 Level 6	Curve	Coefficients b	Coefficients m1	Coefficients m2	%RSD or R^2	
	7.5000 Level 7	10.0000 Level 8	12.5000 Level 9									
198 1,4-Dioxane	+++++	0.64360	0.67298	0.64490	0.66671	0.64363						
	0.72542	0.69874	0.71367				AVRG		0.67621		4.85302	<-
7 N-Nitrosomorpholine	+++++	+++++	+++++	+++++	+++++	+++++						
	+++++	+++++	+++++				AVRG		0.000e+000		0.000e+000	<-
8 Ethyl methanesulfonate	+++++	+++++	+++++	+++++	+++++	+++++						
	+++++	+++++	+++++				AVRG		0.000e+000		0.000e+000	<-

TestAmerica North Canton

INITIAL CALIBRATION DATA

Start Cal Date : 23-JUN-2009 12:39
End Cal Date : 23-JUN-2009 15:40
Quant Method : ISTD
Origin : Included
Target Version : 4.14
Integrator : HP RTE
Method file : \\cansvr11\dd\chem\MSS\a4hp7.i\90623a.b\8270C-625.m
Last Edit : 23-Jun-2009 15:52 ulmanm

Compound	0.0500000 Level 1	0.2500000 Level 2	0.5000000 Level 3	1.0000 Level 4	2.5000 Level 5	5.0000 Level 6	Curve	Coefficients b	m1	m2	%RSD or R^2	
	7.5000 Level 7	10.0000 Level 8	12.5000 Level 9									
9 Pyridine	+++++	1.97937	1.90089	1.92789	2.01917	1.98468	AVRG		2.07061		7.56683	<-
	2.30483	2.18957	2.25849									
10 N-Nitrosodimethylamine	+++++	1.16993	1.07717	1.06133	1.10220	1.07443	AVRG		1.13777		6.11015	<-
	1.25814	1.17511	1.18384									
11 Ethyl methacrylate	+++++	1.92943	1.70979	1.67519	1.79544	1.73600	AVRG		1.82727		6.21305	<-
	1.97443	1.87077	1.92709									
12 3-Chloropropionitrile	+++++	0.99814	0.96125	0.93280	0.95440	0.89481	AVRG		0.96886		4.93307	<-
	1.05732	0.98479	0.96740									
13 Malononitrile	+++++	2.45369	2.39625	2.25117	2.35146	2.26099	AVRG		2.40872		5.29948	<-
	2.64807	2.47065	2.43753									
14 2-Picoline	+++++	+++++	+++++	+++++	+++++	+++++	AVRG		0.000e+000		0.000e+000	<-
	+++++	+++++	+++++									
15 N-Nitrosomethylethylamine	+++++	+++++	+++++	+++++	+++++	+++++	AVRG		0.000e+000		0.000e+000	<-
	+++++	+++++	+++++									

TestAmerica North Canton

INITIAL CALIBRATION DATA

Start Cal Date : 23-JUN-2009 12:39
End Cal Date : 23-JUN-2009 15:40
Quant Method : ISTD
Origin : Included
Target Version : 4.14
Integrator : HP RTE
Method file : \\cansvr11\dd\chem\MSS\a4hp7.i\90623a.b\8270C-625.m
Last Edit : 23-Jun-2009 15:52 ulmanm

Compound	0.0500000 Level 1 / 7.5000 Level 7	0.2500000 Level 2 / 10.0000 Level 8	0.5000000 Level 3 / 12.5000 Level 9	1.0000 Level 4	2.5000 Level 5	5.0000 Level 6	Curve	Coefficients b	Coefficients m1	Coefficients m2	%RSD or R^2	
16 Methyl methanesulfonate	+++++ / +++++	+++++ / +++++	+++++ / +++++	+++++	+++++	+++++	AVRG		0.000e+000		0.000e+000	<-
18 1,3-Dichloro-2-propanol	+++++ / +++++	+++++ / +++++	+++++ / +++++	+++++	+++++	+++++	AVRG		0.000e+000		0.000e+000	<-
19 N-Nitrosodiethylamine	+++++ / +++++	+++++ / +++++	+++++ / +++++	+++++	+++++	+++++	AVRG		0.000e+000		0.000e+000	<-
21 Aniline	+++++ / 3.85875	3.06508 / 3.44714	2.88328 / 3.55137	2.81613	3.22931	3.05817	AVRG		3.23866		11.03074	<-
22 Phenol	+++++ / 3.07825	2.62619 / 2.95698	2.49531 / 2.96929	2.47578	2.64473	2.64142	AVRG		2.73599		8.46381	<-
23 bis(2-Chloroethyl)ether	+++++ / 2.18875	2.14135 / 2.39772	2.10849 / 2.17398	2.03673	1.96572	2.03249	AVRG		2.13065		6.21746	<-
24 2-Chlorophenol	+++++ / 1.74918	1.59165 / 1.69474	1.50382 / 1.70265	1.44230	1.54910	1.53732	AVRG		1.59635		6.79540	<-

TestAmerica North Canton

INITIAL CALIBRATION DATA

Start Cal Date : 23-JUN-2009 12:39
End Cal Date : 23-JUN-2009 15:40
Quant Method : ISTD
Origin : Included
Target Version : 4.14
Integrator : HP RTE
Method file : \\cansvr11\dd\chem\MSS\a4hp7.i\90623a.b\8270C-625.m
Last Edit : 23-Jun-2009 15:52 ulmanm

Compound	0.0500000 Level 1	0.2500000 Level 2	0.5000000 Level 3	1.0000 Level 4	2.5000 Level 5	5.0000 Level 6	Curve	Coefficients b	Coefficients m1	Coefficients m2	%RSD or R^2	
	7.5000 Level 7	10.0000 Level 8	12.5000 Level 9									
25 Pentachloroethane	+++++	+++++	+++++	+++++	+++++	+++++						
	+++++	+++++	+++++				AVRG		0.000e+000		0.000e+000	<-
26 1,3-Dichlorobenzene	+++++	1.48055	1.48465	1.40688	1.44404	1.36958						
	1.60522	1.54198	1.50647				AVRG		1.47992		5.04859	<-
27 1,4-Dichlorobenzene	+++++	1.50843	1.32441	1.35309	1.39482	1.27666						
	1.51687	1.60962	1.40854				AVRG		1.42406		7.87129	<-
28 1,2-Dichlorobenzene	+++++	1.55608	1.38862	1.35335	1.41157	1.33692						
	1.59285	1.50475	1.49051				AVRG		1.45433		6.54990	<-
29 Benzyl Alcohol	+++++	1.12343	1.17714	1.11410	1.14574	1.17916						
	1.33657	1.31428	1.27331				AVRG		1.20797		7.25217	<-
30 2-Methylphenol	+++++	1.78824	1.68552	1.63405	1.72950	1.73650						
	2.06136	1.98229	1.96912				AVRG		1.82332		8.68599	<-
31 bis(2-Chloroisopropyl)ether	+++++	2.29881	2.09526	1.96498	2.04807	1.98225						
	2.29960	2.22534	2.13930				AVRG		2.13170		6.22841	<-

TestAmerica North Canton

INITIAL CALIBRATION DATA

Start Cal Date : 23-JUN-2009 12:39
End Cal Date : 23-JUN-2009 15:40
Quant Method : ISTD
Origin : Included
Target Version : 4.14
Integrator : HP RTE
Method file : \\cansvr11\dd\chem\MSS\a4hp7.i\90623a.b\8270C-625.m
Last Edit : 23-Jun-2009 15:52 ulmanm

Compound	0.0500000 Level 1	0.2500000 Level 2	0.5000000 Level 3	1.0000 Level 4	2.5000 Level 5	5.0000 Level 6	Curve	Coefficients b	m1	m2	%RSD or R^2	
	7.5000 Level 7	10.0000 Level 8	12.5000 Level 9									
32 N-Nitroso-di-n-propylamine	+++++	1.58990	1.62041	1.61907	1.67737	1.69614						
	1.95976	1.87654	1.85099				AVRG		1.73627		8.04111	<-
M 195 Cresols, total	+++++	3.66210	3.46166	3.40648	3.57930	3.60677						
	4.18203	4.09385	3.97770				AVRG		3.74624		7.91304	<-
192 4-Methylphenol	+++++	1.87386	1.77614	1.77243	1.84980	1.87027						
	2.12068	2.11156	2.00858				AVRG		1.92292		7.26850	<-
193 3-Methylphenol	+++++	+++++	+++++	+++++	+++++	+++++						
	+++++	+++++	+++++				AVRG		0.000e+000		0.000e+000	<-
34 Hexachloroethane	+++++	0.60827	0.57764	0.59251	0.62339	0.59931						
	0.68989	0.67603	0.64913				AVRG		0.62702		6.49366	<-
35 Nitrobenzene	+++++	0.55727	0.53666	0.51709	0.53352	0.53180						
	0.61567	0.57101	0.57065				AVRG		0.55421		5.68762	<-
36 N-Nitrosopyrrolidine	+++++	+++++	+++++	+++++	+++++	+++++						
	+++++	+++++	+++++				AVRG		0.000e+000		0.000e+000	<-

TestAmerica North Canton

INITIAL CALIBRATION DATA

Start Cal Date : 23-JUN-2009 12:39
End Cal Date : 23-JUN-2009 15:40
Quant Method : ISTD
Origin : Included
Target Version : 4.14
Integrator : HP RTE
Method file : \\cansvr11\dd\chem\MSS\a4hp7.i\90623a.b\8270C-625.m
Last Edit : 23-Jun-2009 15:52 ulmanm

Compound	0.0500000 Level 1	0.2500000 Level 2	0.5000000 Level 3	1.0000 Level 4	2.5000 Level 5	5.0000 Level 6	Curve	Coefficients b	m1	m2	%RSD or R^2	
	7.5000 Level 7	10.0000 Level 8	12.5000 Level 9									
37 Acetophenone	+++++	2.54512	2.40537	2.35906	2.45723	2.45030						
	2.91935	2.82845	2.77041				AVRG		2.59191		8.30603	<-
39 o-Toluidine	+++++	+++++	+++++	+++++	+++++	+++++						
	+++++	+++++	+++++				AVRG		0.000e+000		0.000e+000	<-
40 N-Nitrosopiperidine	+++++	+++++	+++++	+++++	+++++	+++++						
	+++++	+++++	+++++				AVRG		0.000e+000		0.000e+000	<-
41 Isophorone	+++++	0.96874	0.95155	0.94202	0.98379	1.01441						
	1.17931	1.09950	0.95318				AVRG		1.01156		8.38268	<-
42 2-Nitrophenol	+++++	0.19024	0.17912	0.18657	0.19710	0.20551						
	0.23175	0.22227	0.22447				AVRG		0.20463		9.56463	<-
43 2,4-Dimethylphenol	+++++	0.47280	0.47375	0.44537	0.47504	0.48169						
	0.54345	0.51363	0.51979				AVRG		0.49069		6.51015	<-
44 bis(2-Chloroethoxy)methane	+++++	0.57217	0.52754	0.52042	0.52692	0.53137						
	0.62387	0.56790	0.57481				AVRG		0.55562		6.41416	<-

Report Date : 23-Jun-2009 16:13

TestAmerica North Canton

INITIAL CALIBRATION DATA

Start Cal Date : 23-JUN-2009 12:39
End Cal Date : 23-JUN-2009 15:40
Quant Method : ISTD
Origin : Included
Target Version : 4.14
Integrator : HP RTE
Method file : \\cansvr11\dd\chem\MSS\a4hp7.i\90623a.b\8270C-625.m
Last Edit : 23-Jun-2009 15:52 ulmanm

Compound	0.0500000 Level 1	0.2500000 Level 2	0.5000000 Level 3	1.0000 Level 4	2.5000 Level 5	5.0000 Level 6	Curve	Coefficients b	Coefficients m1	Coefficients m2	%RSD or R^2	
	7.5000 Level 7	10.0000 Level 8	12.5000 Level 9									
45 O,O,O-Triethyl phosphorothioa	+++++	+++++	+++++	+++++	+++++	+++++	AVRG		0.000e+000		0.000e+000	<-
	+++++	+++++	+++++									
46 2,4-Toluenediamene	+++++	0.11371	0.09626	0.09159	0.07822	0.08576	AVRG		0.09911		14.23283	<-
	0.12059	0.10211	0.10461									
47 1,3,5-Trichlorobenzene	+++++	0.41545	0.33208	0.32869	0.33006	0.37367	AVRG		0.35532		8.45033	<-
	0.34405	0.34677	0.37177									
48 2,4-Dichlorophenol	+++++	0.27742	0.26325	0.26362	0.26931	0.28096	AVRG		0.28287		6.39330	<-
	0.31191	0.29900	0.29746									
49 Benzoic Acid	+++++	+++++	70999	211766	569465	1352624	QUAD	0.30973	3.53227	-0.03689	0.99793	<-
	2642806	2438813	4275203									
50 1,2,4-Trichlorobenzene	+++++	0.30857	0.29871	0.27903	0.28965	0.28379	AVRG		0.29891		5.05463	<-
	0.32667	0.30223	0.30260									
51 Naphthalene	43894	135197	239292	488055	1289160	2813640	QUAD	0.02099	0.93145	-0.01916	0.99667	
	5650665	5233603	+++++									

TestAmerica North Canton

INITIAL CALIBRATION DATA

Start Cal Date : 23-JUN-2009 12:39
End Cal Date : 23-JUN-2009 15:40
Quant Method : ISTD
Origin : Included
Target Version : 4.14
Integrator : HP RTE
Method file : \\cansvr11\dd\chem\MSS\a4hp7.i\90623a.b\8270C-625.m
Last Edit : 23-Jun-2009 15:52 ulmanm

Compound	0.0500000 Level 1	0.2500000 Level 2	0.5000000 Level 3	1.0000 Level 4	2.5000 Level 5	5.0000 Level 6	Curve	Coefficients b	m1	m2	%RSD or R^2	
	7.5000 Level 7	10.0000 Level 8	12.5000 Level 9									
52 4-Chloroaniline	+++++	0.43240	0.40663	0.41724	0.44552	0.47340						
	0.55436	0.50575	0.48166				AVRG		0.46462		10.64534	<-
53 a,a-Dimethyl-phenethylamine	+++++	+++++	+++++	+++++	+++++	+++++						
	+++++	+++++	+++++				AVRG		0.000e+000		0.000e+000	<-
54 2,6-Dichlorophenol	+++++	+++++	+++++	+++++	+++++	+++++						
	+++++	+++++	+++++				AVRG		0.000e+000		0.000e+000	<-
55 Hexachloropropene	+++++	+++++	+++++	+++++	+++++	+++++						
	+++++	+++++	+++++				AVRG		0.000e+000		0.000e+000	<-
56 Hexachlorobutadiene	+++++	0.16178	0.14533	0.14413	0.14357	0.14239						
	0.16421	0.15133	0.15021				AVRG		0.15037		5.60436	<-
57 1,2,3-Trichlorobenzene	+++++	0.28536	+++++	0.25907	0.26689	0.25617						
	0.29992	0.27670	0.27540				AVRG		0.27422		5.57304	<-
58 N-Nitrosodi-n-butylamine	+++++	+++++	+++++	+++++	+++++	+++++						
	+++++	+++++	+++++				AVRG		0.000e+000		0.000e+000	<-

TestAmerica North Canton

INITIAL CALIBRATION DATA

Start Cal Date : 23-JUN-2009 12:39
End Cal Date : 23-JUN-2009 15:40
Quant Method : ISTD
Origin : Included
Target Version : 4.14
Integrator : HP RTE
Method file : \\cansvr11\dd\chem\MSS\a4hp7.i\90623a.b\8270C-625.m
Last Edit : 23-Jun-2009 15:52 ulmanm

Compound	0.0500000 Level 1	0.2500000 Level 2	0.5000000 Level 3	1.0000 Level 4	2.5000 Level 5	5.0000 Level 6	Curve	Coefficients b	Coefficients m1	Coefficients m2	%RSD or R^2	
	7.5000 Level 7	10.0000 Level 8	12.5000 Level 9									
59 4-Chloro-3-Methylphenol	+++++	0.38805	0.37550	0.37755	0.40940	0.41596						
	0.47517	0.44286	0.44505				AVRG		0.41619		8.62022	<-
60 p-Phenylene diamine	+++++	+++++	+++++	+++++	+++++	+++++						
	+++++	+++++	+++++				AVRG		0.000e+000		0.000e+000	<-
61 Safrole	+++++	+++++	+++++	+++++	+++++	+++++						
	+++++	+++++	+++++				AVRG		0.000e+000		0.000e+000	<-
62 2-Methylnaphthalene	0.80357	0.63857	0.61647	0.60279	0.63118	0.63648						
	0.72443	0.69506	0.70487				AVRG		0.67260		9.63344	
63 1-Methylnaphthalene	0.87917	0.65613	0.63097	0.60758	0.62809	0.63713						
	0.74002	0.70099	0.70626				AVRG		0.68737		12.24386	
64 Hexachlorocyclopentadiene	+++++	11618	24614	57077	177075	398670						
	850393	742812	1299439				QUAD	0.13931	3.08326	-0.05279	0.99515	<-
65 1,2,4,5-Tetrachlorobenzene	+++++	+++++	+++++	+++++	+++++	+++++						
	+++++	+++++	+++++				AVRG		0.000e+000		0.000e+000	<-

TestAmerica North Canton

INITIAL CALIBRATION DATA

Start Cal Date : 23-JUN-2009 12:39
End Cal Date : 23-JUN-2009 15:40
Quant Method : ISTD
Origin : Included
Target Version : 4.14
Integrator : HP RTE
Method file : \\cansvr11\dd\chem\MSS\a4hp7.i\90623a.b\8270C-625.m
Last Edit : 23-Jun-2009 15:52 ulmanm

Compound	0.0500000 Level 1	0.2500000 Level 2	0.5000000 Level 3	1.0000 Level 4	2.5000 Level 5	5.0000 Level 6	Curve	Coefficients b	Coefficients m1	Coefficients m2	%RSD or R^2	
	7.5000 Level 7	10.0000 Level 8	12.5000 Level 9									
66 2,4,6-Trichlorophenol	+++++	0.34887	0.34063	0.33489	0.35744	0.36438						
	0.40663	0.38836	0.39680				AVRG		0.36725		7.32656	<-
67 2,4,5-Trichlorophenol	+++++	0.37221	0.34737	0.36474	0.38404	0.39144						
	0.43929	0.41467	0.41628				AVRG		0.39126		7.80359	<-
68 1,2,3,5-Tetrachlorobenzene	+++++	0.56761	0.51872	0.49875	0.49184	0.48628						
	0.57090	0.53497	0.53394				AVRG		0.52538		6.20024	<-
69 1,4-Dinitrobenzene	+++++	+++++	+++++	+++++	+++++	+++++						
	+++++	+++++	+++++				AVRG		0.000e+000		0.000e+000	<-
70 2-Chloronaphthalene	26911	76154	138098	280942	721394	1545445						
	3131764	2851393	4851852				QUAD	0.03543	0.84074	-0.00424	0.99764	
71 Isosafrole 1	+++++	+++++	+++++	+++++	+++++	+++++						
	+++++	+++++	+++++				AVRG		0.000e+000		0.000e+000	<-
M 188 Isosafrole, Total	+++++	+++++	+++++	+++++	+++++	+++++						
	+++++	+++++	+++++				AVRG		0.000e+000		0.000e+000	<-

TestAmerica North Canton

INITIAL CALIBRATION DATA

Start Cal Date : 23-JUN-2009 12:39
End Cal Date : 23-JUN-2009 15:40
Quant Method : ISTD
Origin : Included
Target Version : 4.14
Integrator : HP RTE
Method file : \\cansvr11\dd\chem\MSS\a4hp7.i\90623a.b\8270C-625.m
Last Edit : 23-Jun-2009 15:52 ulmanm

Compound	0.0500000 Level 1	0.2500000 Level 2	0.5000000 Level 3	1.0000 Level 4	2.5000 Level 5	5.0000 Level 6	Curve	Coefficients b	m1	m2	%RSD or R^2	
	7.5000 Level 7	10.0000 Level 8	12.5000 Level 9									
72 Isosafrole 2	+++++	+++++	+++++	+++++	+++++	+++++						
	+++++	+++++	+++++				AVRG		0.000e+000		0.000e+000	<-
73 2-Nitroaniline	+++++	0.54180	0.51519	0.51137	0.54036	0.56487						
	0.64291	0.60516	0.59843				AVRG		0.56501		8.27484	<-
74 1,2,3,4-Tetrachlorobenzene	+++++	0.49958	0.48881	0.45535	0.46320	0.46238						
	0.54237	0.50435	0.50268				AVRG		0.48984		5.91875	<-
75 1,4-Naphthoquinone	+++++	+++++	+++++	+++++	+++++	+++++						
	+++++	+++++	+++++				AVRG		0.000e+000		0.000e+000	<-
76 Dimethylphthalate	+++++	1.32214	1.28373	1.22068	1.26535	1.30601						
	1.50417	1.42122	1.44832				AVRG		1.34645		7.39508	<-
77 m-Dinitrobenzene	+++++	+++++	+++++	+++++	+++++	+++++						
	+++++	+++++	+++++				AVRG		0.000e+000		0.000e+000	<-
78 2,6-Dinitrotoluene	+++++	0.27130	0.28732	0.27304	0.30135	0.30125						
	0.34853	0.32353	0.32089				AVRG		0.30340		8.78089	<-

TestAmerica North Canton

INITIAL CALIBRATION DATA

Start Cal Date : 23-JUN-2009 12:39
End Cal Date : 23-JUN-2009 15:40
Quant Method : ISTD
Origin : Included
Target Version : 4.14
Integrator : HP RTE
Method file : \\cansvr11\dd\chem\MSS\a4hp7.i\90623a.b\8270C-625.m
Last Edit : 23-Jun-2009 15:52 ulmanm

Compound	0.0500000 Level 1	0.2500000 Level 2	0.5000000 Level 3	1.0000 Level 4	2.5000 Level 5	5.0000 Level 6	Curve	Coefficients b	Coefficients m1	Coefficients m2	%RSD or R^2	
	7.5000 Level 7	10.0000 Level 8	12.5000 Level 9									
79 Acenaphthylene	2.51805	1.88602	1.81144	1.74523	1.84186	1.92131						
	2.22362	2.12318	1.73631				AVRG		1.97856		13.17485	
80 1,2-Dinitrobenzene	+++++	0.13893	0.13815	0.13754	0.14272	0.14772						
	0.16913	0.15754	0.15306				AVRG		0.14810		7.56941	<-
81 3-Nitroaniline	+++++	0.29211	0.29070	0.31287	0.32223	0.34880						
	0.38659	0.36303	0.36627				AVRG		0.33532		10.73437	<-
82 Acenaphthene	1.76934	1.26588	1.19055	1.12901	1.15958	1.21757						
	1.42678	1.34125	1.35272				AVRG		1.31696		14.87824	
83 2,4-Dinitrophenol	+++++	+++++	32756	91500	282423	712330						
	1340142	1217840	2235442				QUAD	0.31217	3.86578	-0.10527	0.99752	<-
84 Pentachlorobenzene	+++++	+++++	+++++	+++++	+++++	+++++						
	+++++	+++++	+++++				AVRG		0.000e+000		0.000e+000	<-
85 4-Nitrophenol	+++++	+++++	0.18232	0.19988	0.21641	0.23548						
	0.26727	0.24726	0.25058				AVRG		0.22846		13.23999	<-

TestAmerica North Canton

INITIAL CALIBRATION DATA

Start Cal Date : 23-JUN-2009 12:39
End Cal Date : 23-JUN-2009 15:40
Quant Method : ISTD
Origin : Included
Target Version : 4.14
Integrator : HP RTE
Method file : \\cansvr11\dd\chem\MSS\a4hp7.i\90623a.b\8270C-625.m
Last Edit : 23-Jun-2009 15:52 ulmanm

Compound	0.0500000 Level 1	0.2500000 Level 2	0.5000000 Level 3	1.0000 Level 4	2.5000 Level 5	5.0000 Level 6	Curve	Coefficients b	Coefficients m1	Coefficients m2	%RSD or R^2	
	7.5000 Level 7	10.0000 Level 8	12.5000 Level 9									
86 Dibenzofuran	+++++	1.68574	1.57456	1.50212	1.55871	1.59919						
	1.87348	1.79065	1.62067				AVRG		1.65064		7.60590	<-
87 2,4-Dinitrotoluene	+++++	0.32482	0.36054	0.36982	0.40055	0.40312						
	0.46588	0.42761	0.43240				AVRG		0.39809		11.33461	<-
88 2,3,4,6-Tetrachlorophenol	+++++	+++++	+++++	+++++	+++++	+++++						
	+++++	+++++	+++++				AVRG		0.000e+000		0.000e+000	<-
89 1-Naphthylamine	+++++	+++++	+++++	+++++	+++++	+++++						
	+++++	+++++	+++++				AVRG		0.000e+000		0.000e+000	<-
90 Zinophos	+++++	+++++	+++++	+++++	+++++	+++++						
	+++++	+++++	+++++				AVRG		0.000e+000		0.000e+000	<-
91 2,3,5,6-Tetrachlorophenol	+++++	0.29566	0.29987	0.28678	0.30040	0.31137						
	0.35364	0.33527	0.34086				AVRG		0.31548		7.76016	<-
92 2-Naphthylamine	+++++	+++++	+++++	+++++	+++++	+++++						
	+++++	+++++	+++++				AVRG		0.000e+000		0.000e+000	<-

Report Date : 23-Jun-2009 16:13

TestAmerica North Canton

INITIAL CALIBRATION DATA

Start Cal Date : 23-JUN-2009 12:39
End Cal Date : 23-JUN-2009 15:40
Quant Method : ISTD
Origin : Included
Target Version : 4.14
Integrator : HP RTE
Method file : \\cansvr11\dd\chem\MSS\a4hp7.i\90623a.b\8270C-625.m
Last Edit : 23-Jun-2009 15:52 ulmanm

Compound	0.0500000 Level 1	0.2500000 Level 2	0.5000000 Level 3	1.0000 Level 4	2.5000 Level 5	5.0000 Level 6	Curve	Coefficients b	m1	m2	%RSD or R^2	
	7.5000 Level 7	10.0000 Level 8	12.5000 Level 9									
93 Diethylphthalate	+++++	1.32387	1.24978	1.21704	1.27113	1.31527	AVRG		1.33826		7.33879	<-
	1.50890	1.42285	1.39724									
94 Fluorene	32785	88017	160505	330689	857492	1906761	QUAD	0.05997	0.65850	0.00105	0.99700	
	3856771	3498931	5814880									
95 4-Chlorophenyl-phenylether	+++++	0.66861	0.59395	0.59208	0.60502	0.59284	AVRG		0.63091		6.47621	<-
	0.69868	0.64129	0.65479									
96 4-Nitroaniline	+++++	0.32370	0.32358	0.32302	0.34502	0.37078	AVRG		0.36716		12.18120	<-
	0.43071	0.40778	0.41270									
97 5-Nitro-o-toluidine	+++++	+++++	+++++	+++++	+++++	+++++	AVRG		0.000e+000		0.000e+000	<-
	+++++	+++++	+++++									
98 4,6-Dinitro-2-methylphenol	+++++	+++++	20239	53106	162076	398008	QUAD	0.14777	5.42264	-0.23660	0.99860	<-
	756633	686410	1224712									
99 N-Nitrosodiphenylamine	+++++	0.62301	0.59448	0.57780	0.61928	0.60550	AVRG		0.63801		7.72453	<-
	0.70601	0.68542	0.69257									

TestAmerica North Canton

INITIAL CALIBRATION DATA

Start Cal Date : 23-JUN-2009 12:39
End Cal Date : 23-JUN-2009 15:40
Quant Method : ISTD
Origin : Included
Target Version : 4.14
Integrator : HP RTE
Method file : \\cansvr11\dd\chem\MSS\a4hp7.i\90623a.b\8270C-625.m
Last Edit : 23-Jun-2009 15:52 ulmanm

Compound	0.0500000 Level 1	0.2500000 Level 2	0.5000000 Level 3	1.0000 Level 4	2.5000 Level 5	5.0000 Level 6	Curve	Coefficients b	Coefficients m1	Coefficients m2	%RSD or R^2	
	7.5000 Level 7	10.0000 Level 8	12.5000 Level 9									
100 1,2-Diphenylhydrazine	+++++	1.28334	1.25017	1.25025	1.34136	1.36199						
	1.47238	1.51399	1.16652				AVRG		1.33000		8.84689	<-
101 Diphenylamine	+++++	0.62301	0.59448	0.57780	0.61928	0.60550						
	0.70601	0.68542	0.69257				AVRG		0.63801		7.72453	<-
102 Tetraethyl dithiopyrophosphat	+++++	+++++	+++++	+++++	+++++	+++++						
	+++++	+++++	+++++				AVRG		0.000e+000		0.000e+000	<-
103 Diallate 1	+++++	+++++	+++++	+++++	+++++	+++++						
	+++++	+++++	+++++				AVRG		0.000e+000		0.000e+000	<-
M 189 Diallate, Total	+++++	+++++	+++++	+++++	+++++	+++++						
	+++++	+++++	+++++				AVRG		0.000e+000		0.000e+000	<-
104 Phorate	+++++	+++++	+++++	+++++	+++++	+++++						
	+++++	+++++	+++++				AVRG		0.000e+000		0.000e+000	<-
105 1,3,5-Trinitrobenzene	+++++	+++++	+++++	+++++	+++++	+++++						
	+++++	+++++	+++++				AVRG		0.000e+000		0.000e+000	<-

TestAmerica North Canton

INITIAL CALIBRATION DATA

Start Cal Date : 23-JUN-2009 12:39
End Cal Date : 23-JUN-2009 15:40
Quant Method : ISTD
Origin : Included
Target Version : 4.14
Integrator : HP RTE
Method file : \\cansvr11\dd\chem\MSS\a4hp7.i\90623a.b\8270C-625.m
Last Edit : 23-Jun-2009 15:52 ulmanm

Compound	0.0500000 Level 1	0.2500000 Level 2	0.5000000 Level 3	1.0000 Level 4	2.5000 Level 5	5.0000 Level 6	Curve	Coefficients b	m1	m2	%RSD or R^2	
	7.5000 Level 7	10.0000 Level 8	12.5000 Level 9									
106 4-Bromophenyl-phenylether	+++++	0.20109	0.19766	0.18628	0.19699	0.18769	AVRG		0.19984		5.16723	<-
	0.21823	0.20581	0.20500									
107 Hexachlorobenzene	7426	20635	36253	74391	185562	400919	QUAD	0.02640	5.23652	-0.11032	0.99743	
	819208	725623	1244146									
108 Phenacetin	+++++	+++++	+++++	+++++	+++++	+++++	AVRG		0.000e+000		0.000e+000	<-
	+++++	+++++	+++++									
109 Diallate 2	+++++	+++++	+++++	+++++	+++++	+++++	AVRG		0.000e+000		0.000e+000	<-
	+++++	+++++	+++++									
110 Dimethoate	+++++	+++++	+++++	+++++	+++++	+++++	AVRG		0.000e+000		0.000e+000	<-
	+++++	+++++	+++++									
111 Pentachlorophenol	+++++	20159	46095	106405	295257	662993	QUAD	0.18021	6.37925	-0.23798	0.99862	<-
	1332698	1239526	2138367									
112 Pentachloronitrobenzene	+++++	+++++	+++++	+++++	+++++	+++++	AVRG		0.000e+000		0.000e+000	<-
	+++++	+++++	+++++									

TestAmerica North Canton

INITIAL CALIBRATION DATA

Start Cal Date : 23-JUN-2009 12:39
End Cal Date : 23-JUN-2009 15:40
Quant Method : ISTD
Origin : Included
Target Version : 4.14
Integrator : HP RTE
Method file : \\cansvr11\dd\chem\MSS\a4hp7.i\90623a.b\8270C-625.m
Last Edit : 23-Jun-2009 15:52 ulmanm

Compound	0.0500000 Level 1	0.2500000 Level 2	0.5000000 Level 3	1.0000 Level 4	2.5000 Level 5	5.0000 Level 6	Curve	Coefficients b	Coefficients m1	Coefficients m2	%RSD or R^2	
	7.5000 Level 7	10.0000 Level 8	12.5000 Level 9									
113 4-Aminobiphenyl	+++++	+++++	+++++	+++++	+++++	+++++						
	+++++	+++++	+++++				AVRG		0.000e+000		0.000e+000	<-
114 Pronamide	+++++	+++++	+++++	+++++	+++++	+++++						
	+++++	+++++	+++++				AVRG		0.000e+000		0.000e+000	<-
115 Phenanthrene	50753	127905	229721	473672	1223067	2729498						
	5574738	5191679	+++++				QUAD	0.01275	0.84656	-0.01915	0.99766	
116 Anthracene	44879	126263	222703	474057	1241821	2768411						
	5735884	5159572	+++++				QUAD	0.02697	0.81232	-0.01472	0.99613	
117 Dinoseb	+++++	+++++	+++++	+++++	+++++	+++++						
	+++++	+++++	+++++				AVRG		0.000e+000		0.000e+000	<-
118 Disulfoton	+++++	+++++	+++++	+++++	+++++	+++++						
	+++++	+++++	+++++				AVRG		0.000e+000		0.000e+000	<-
119 Carbazole	+++++	1.13781	1.07759	1.04630	1.11445	1.15132						
	1.32360	1.27693	1.14236				AVRG		1.15879		8.19314	<-

TestAmerica North Canton

INITIAL CALIBRATION DATA

Start Cal Date : 23-JUN-2009 12:39
End Cal Date : 23-JUN-2009 15:40
Quant Method : ISTD
Origin : Included
Target Version : 4.14
Integrator : HP RTE
Method file : \\cansvr11\dd\chem\MSS\a4hp7.i\90623a.b\8270C-625.m
Last Edit : 23-Jun-2009 15:52 ulmanm

Compound	0.0500000 Level 1	0.2500000 Level 2	0.5000000 Level 3	1.0000 Level 4	2.5000 Level 5	5.0000 Level 6	Curve	Coefficients b	Coefficients m1	Coefficients m2	%RSD or R^2	
	7.5000 Level 7	10.0000 Level 8	12.5000 Level 9									
120 Di-n-Butylphthalate	+++++	1.32190	1.23926	1.26199	1.41959	1.45847						
	1.56774	1.53348	1.08318				AVRG		1.36070		12.06833	<-
121 4-Nitroquinoline 1-oxide	+++++	+++++	+++++	+++++	+++++	+++++						
	+++++	+++++	+++++				AVRG		0.000e+000		0.000e+000	<-
122 Methapyrilene	+++++	+++++	+++++	+++++	+++++	+++++						
	+++++	+++++	+++++				AVRG		0.000e+000		0.000e+000	<-
123 Fluoranthene	51346	125528	224494	482043	1263415	2845715						
	5681343	5326572	+++++				QUAD	0.01947	0.81235	-0.01623	0.99831	
124 Benzidine	+++++	49015	104741	241659	573102	1342106						
	3098295	2651702	5032091				QUAD	0.07251	1.35729	-0.04477	0.99468	<-
125 Pyrene	54615	128323	247360	519160	1333043	3001559						
	6040290	5690925	+++++				QUAD	0.00429	0.66288	-0.01067	0.99917	
126 Aramite 1	+++++	+++++	+++++	+++++	+++++	+++++						
	+++++	+++++	+++++				AVRG		0.000e+000		0.000e+000	<-

TestAmerica North Canton

INITIAL CALIBRATION DATA

Start Cal Date : 23-JUN-2009 12:39
End Cal Date : 23-JUN-2009 15:40
Quant Method : ISTD
Origin : Included
Target Version : 4.14
Integrator : HP RTE
Method file : \\cansvr11\dd\chem\MSS\a4hp7.i\90623a.b\8270C-625.m
Last Edit : 23-Jun-2009 15:52 ulmanm

Compound	0.0500000 Level 1	0.2500000 Level 2	0.5000000 Level 3	1.0000 Level 4	2.5000 Level 5	5.0000 Level 6	7.5000 Level 7	10.0000 Level 8	12.5000 Level 9	Curve	Coefficients b	Coefficients m1	Coefficients m2	%RSD or R^2	
M 191 Aramite, Total	+++++	+++++	+++++	+++++	+++++	+++++	+++++	+++++	+++++	AVRG		0.000e+000		0.000e+000	<-
127 Aramite 2	+++++	+++++	+++++	+++++	+++++	+++++	+++++	+++++	+++++	AVRG		0.000e+000		0.000e+000	<-
128 p-Dimethylamino azobenzene	+++++	+++++	+++++	+++++	+++++	+++++	+++++	+++++	+++++	AVRG		0.000e+000		0.000e+000	<-
129 p-Chlorobenzilate	+++++	+++++	+++++	+++++	+++++	+++++	+++++	+++++	+++++	AVRG		0.000e+000		0.000e+000	<-
130 Famphur	+++++	+++++	+++++	+++++	+++++	+++++	+++++	+++++	+++++	AVRG		0.000e+000		0.000e+000	<-
131 Butylbenzylphthalate	+++++	0.67964	0.67270	0.66607	0.72473	0.73090	0.82115	0.79212	0.79272	AVRG		0.73500		8.26546	<-
132 3,3'-Dimethylbenzidine	+++++	+++++	+++++	+++++	+++++	+++++	+++++	+++++	+++++	AVRG		0.000e+000		0.000e+000	<-

TestAmerica North Canton

INITIAL CALIBRATION DATA

Start Cal Date : 23-JUN-2009 12:39
End Cal Date : 23-JUN-2009 15:40
Quant Method : ISTD
Origin : Included
Target Version : 4.14
Integrator : HP RTE
Method file : \\cansvr11\dd\chem\MSS\a4hp7.i\90623a.b\8270C-625.m
Last Edit : 23-Jun-2009 15:52 ulmanm

Compound	0.0500000 Level 1	0.2500000 Level 2	0.5000000 Level 3	1.0000 Level 4	2.5000 Level 5	5.0000 Level 6	Curve	Coefficients b	Coefficients m1	Coefficients m2	%RSD or R^2	
	7.5000 Level 7	10.0000 Level 8	12.5000 Level 9									
133 3,3'-Dimethoxybenzidine	+++++	+++++	0.24838	0.24387	0.26420	0.28166						
	0.29199	0.26252	0.28823				AVRG		0.26869		7.09392	<-
134 2-Acetylaminofluorene	+++++	+++++	+++++	+++++	+++++	+++++						
	+++++	+++++	+++++				AVRG		0.000e+000		0.000e+000	<-
135 3,3'-Dichlorobenzidine	+++++	0.46898	0.47850	0.48780	0.50837	0.51446						
	0.59068	0.56411	0.57436				AVRG		0.52341		8.94114	<-
136 Benzo(a)Anthracene	50806	118876	222747	478146	1224066	2750083						
	5638834	5148008	8524711				QUAD	0.05188	0.62805	0.00188	0.99766	
137 Chrysene	49300	122172	219256	459147	1161952	2633206						
	5406224	4832290	7763612				QUAD	0.06547	0.61819	0.00958	0.99598	
138 4,4'-Methylene bis(o-chloroan	+++++	0.23887	0.27175	0.26124	0.26938	0.27408						
	0.31269	0.29795	0.30079				AVRG		0.27834		8.65318	<-
139 bis(2-ethylhexyl)Phthalate	+++++	1.12214	1.02361	0.97983	1.03954	1.06122						
	1.19422	1.13952	1.09195				AVRG		1.08150		6.41493	<-

TestAmerica North Canton

INITIAL CALIBRATION DATA

Start Cal Date : 23-JUN-2009 12:39
End Cal Date : 23-JUN-2009 15:40
Quant Method : ISTD
Origin : Included
Target Version : 4.14
Integrator : HP RTE
Method file : \\cansvr11\dd\chem\MSS\a4hp7.i\90623a.b\8270C-625.m
Last Edit : 23-Jun-2009 15:52 ulmanm

Compound	0.0500000 Level 1	0.2500000 Level 2	0.5000000 Level 3	1.0000 Level 4	2.5000 Level 5	5.0000 Level 6	Curve	Coefficients b	Coefficients m1	Coefficients m2	%RSD or R^2	
	7.5000 Level 7	10.0000 Level 8	12.5000 Level 9									
140 Di-n-octylphthalate	+++++	1.45778	1.53059	1.55399	1.73896	1.88519						
	2.13102	2.04900	1.76817				AVRG		1.76434		13.94293	<-
141 Benzo(b)fluoranthene	42447	105557	204019	459254	1087366	2520533						
	5104307	4742483	8271837				QUAD	0.03110	0.71376	-0.00872	0.99861	
142 Benzo(k)fluoranthene	46871	111312	207512	433972	1225674	2568996						
	5266107	4644821	8069547				QUAD	0.03458	0.66681	-0.00225	0.99775	
143 7,12-dimethylbenz[a]anthracen	+++++	+++++	+++++	+++++	+++++	+++++						
	+++++	+++++	+++++				AVRG		0.000e+000		0.000e+000	<-
144 Hexachlorophene	+++++	+++++	+++++	+++++	+++++	+++++						
	+++++	+++++	+++++				AVRG		0.000e+000		0.000e+000	<-
145 Hexachlorophene product	+++++	+++++	+++++	+++++	+++++	+++++						
	+++++	+++++	+++++				AVRG		0.000e+000		0.000e+000	<-
146 Benzo(a)pyrene	39056	96977	187299	393939	1060637	2339364						
	4802298	4269528	7392839				QUAD	0.04416	0.73554	-0.00385	0.99778	

TestAmerica North Canton

INITIAL CALIBRATION DATA

Start Cal Date : 23-JUN-2009 12:39
End Cal Date : 23-JUN-2009 15:40
Quant Method : ISTD
Origin : Included
Target Version : 4.14
Integrator : HP RTE
Method file : \\cansvr11\dd\chem\MSS\a4hp7.i\90623a.b\8270C-625.m
Last Edit : 23-Jun-2009 15:52 ulmanm

Compound	0.0500000 Level 1	0.2500000 Level 2	0.5000000 Level 3	1.0000 Level 4	2.5000 Level 5	5.0000 Level 6	Curve	Coefficients b	Coefficients m1	Coefficients m2	%RSD or R^2	
	7.5000 Level 7	10.0000 Level 8	12.5000 Level 9									
148 3-Methylcholanthrene	+++++	+++++	+++++	+++++	+++++	+++++						
	+++++	+++++	+++++				AVRG		0.000e+000		0.000e+000	<-
149 Indeno(1,2,3-cd)pyrene	1.96566	1.30625	1.28709	1.28670	1.35817	1.36851						
	1.54779	1.48228	1.47343				AVRG		1.45288		14.72049	
150 Dibenz(a,h)anthracene	31786	84152	149372	340719	926970	2056418						
	4144921	3784263	6453583				QUAD	0.05102	0.83778	-0.00480	0.99839	
151 Benzo(g,h,i)perylene	33699	86152	166688	357595	945214	2062255						
	4131956	3766006	6373127				QUAD	0.03988	0.83104	-0.00253	0.99841	
230 2-Chloroacetophenone	+++++	+++++	+++++	+++++	+++++	+++++						
	+++++	+++++	+++++				AVRG		0.000e+000		0.000e+000	<-
199 3-Picoline	+++++	+++++	+++++	+++++	+++++	+++++						
	+++++	+++++	+++++				AVRG		0.000e+000		0.000e+000	<-
200 N,N-Dimethylacetamide	+++++	+++++	+++++	+++++	+++++	+++++						
	+++++	+++++	+++++				AVRG		0.000e+000		0.000e+000	<-

TestAmerica North Canton

INITIAL CALIBRATION DATA

Start Cal Date : 23-JUN-2009 12:39
End Cal Date : 23-JUN-2009 15:40
Quant Method : ISTD
Origin : Included
Target Version : 4.14
Integrator : HP RTE
Method file : \\cansvr11\dd\chem\MSS\a4hp7.i\90623a.b\8270C-625.m
Last Edit : 23-Jun-2009 15:52 ulmanm

Compound	0.0500000 Level 1	0.2500000 Level 2	0.5000000 Level 3	1.0000 Level 4	2.5000 Level 5	5.0000 Level 6	Curve	Coefficients b	m1	m2	%RSD or R^2	
	7.5000 Level 7	10.0000 Level 8	12.5000 Level 9									
201 Quinoline	+++++	+++++	+++++	+++++	+++++	+++++	AVRG		0.000e+000		0.000e+000	<-
	+++++	+++++	+++++									
202 Diphenyl	+++++	+++++	+++++	+++++	+++++	+++++	AVRG		0.000e+000		0.000e+000	<-
	+++++	+++++	+++++									
203 Diphenyl ether	+++++	+++++	+++++	+++++	+++++	+++++	AVRG		0.000e+000		0.000e+000	<-
	+++++	+++++	+++++									
204 6-Methylchrysene	+++++	+++++	+++++	+++++	+++++	+++++	AVRG		0.000e+000		0.000e+000	<-
	+++++	+++++	+++++									
205 Benzenethiol	+++++	+++++	+++++	+++++	+++++	+++++	AVRG		0.000e+000		0.000e+000	<-
	+++++	+++++	+++++									
207 Indene	+++++	+++++	+++++	+++++	+++++	+++++	AVRG		0.000e+000		0.000e+000	<-
	+++++	+++++	+++++									
208 Dibenz(a,j)acridine	+++++	+++++	+++++	+++++	+++++	+++++	AVRG		0.000e+000		0.000e+000	<-
	+++++	+++++	+++++									

TestAmerica North Canton

INITIAL CALIBRATION DATA

Start Cal Date : 23-JUN-2009 12:39
End Cal Date : 23-JUN-2009 15:40
Quant Method : ISTD
Origin : Included
Target Version : 4.14
Integrator : HP RTE
Method file : \\cansvr11\dd\chem\MSS\a4hp7.i\90623a.b\8270C-625.m
Last Edit : 23-Jun-2009 15:52 ulmanm

Compound	0.0500000 Level 1	0.2500000 Level 2	0.5000000 Level 3	1.0000 Level 4	2.5000 Level 5	5.0000 Level 6	Curve	Coefficients b	Coefficients m1	Coefficients m2	%RSD or R^2	
	7.5000 Level 7	10.0000 Level 8	12.5000 Level 9									
214 Dibenz(a,h)acridine	+++++	+++++	+++++	+++++	+++++	+++++						
	+++++	+++++	+++++				AVRG		0.000e+000		0.000e+000	<-
209 Benzaldehyde	+++++	1.62945	1.62233	1.50087	1.57675	1.36669						
	1.63172	1.50085	1.31752				AVRG		1.51827		8.00371	<-
210 Caprolactam	+++++	0.10968	0.11035	0.12102	0.12981	0.13106						
	0.14668	0.13833	0.13527				AVRG		0.12777		10.31593	<-
211 1,1'-Biphenyl	+++++	1.61571	1.53699	1.43857	1.50710	1.56467						
	1.83884	1.72175	1.62415				AVRG		1.60597		7.88754	<-
212 Atrazine	+++++	0.16766	0.17122	0.16375	0.17668	0.16068						
	0.18383	0.18468	0.17453				AVRG		0.17288		5.07455	<-
220 Diphenyl Thiourea	+++++	+++++	+++++	+++++	+++++	+++++						
	+++++	+++++	+++++				AVRG		0.000e+000		0.000e+000	<-
216 1,3-Diethyl-2-Thiourea	+++++	+++++	+++++	+++++	+++++	+++++						
	+++++	+++++	+++++				AVRG		0.000e+000		0.000e+000	<-

TestAmerica North Canton

INITIAL CALIBRATION DATA

Start Cal Date : 23-JUN-2009 12:39
End Cal Date : 23-JUN-2009 15:40
Quant Method : ISTD
Origin : Included
Target Version : 4.14
Integrator : HP RTE
Method file : \\cansvr11\dd\chem\MSS\a4hp7.i\90623a.b\8270C-625.m
Last Edit : 23-Jun-2009 15:52 ulmanm

Compound	0.0500000 Level 1	0.2500000 Level 2	0.5000000 Level 3	1.0000 Level 4	2.5000 Level 5	5.0000 Level 6	Curve	Coefficients b	Coefficients m1	Coefficients m2	%RSD or R^2	
	7.5000 Level 7	10.0000 Level 8	12.5000 Level 9									
218 1,1,3,3-Tetramethyl-2-Thioure	+++++	+++++	+++++	+++++	+++++	+++++						
	+++++	+++++	+++++				AVRG		0.000e+000		0.000e+000	<-
217 1,3-Dibutyl-2-Thiourea	+++++	+++++	+++++	+++++	+++++	+++++						
	+++++	+++++	+++++				AVRG		0.000e+000		0.000e+000	<-
215 bis(2-Chloroethoxy) ethane	+++++	+++++	+++++	+++++	+++++	+++++						
	+++++	+++++	+++++				AVRG		0.000e+000		0.000e+000	<-
221 Hexabromobenzene	+++++	+++++	+++++	+++++	+++++	+++++						
	+++++	+++++	+++++				AVRG		0.000e+000		0.000e+000	<-
219 o-Benzyl Phenol	+++++	+++++	+++++	+++++	+++++	+++++						
	+++++	+++++	+++++				AVRG		0.000e+000		0.000e+000	<-
223 1,2-bis(2-chloroethoxy)ethane	+++++	+++++	+++++	+++++	+++++	+++++						
	+++++	+++++	+++++				AVRG		0.000e+000		0.000e+000	<-
224 Benzothiazole	+++++	+++++	+++++	+++++	+++++	+++++						
	+++++	+++++	+++++				AVRG		0.000e+000		0.000e+000	<-

TestAmerica North Canton

INITIAL CALIBRATION DATA

Start Cal Date : 23-JUN-2009 12:39
End Cal Date : 23-JUN-2009 15:40
Quant Method : ISTD
Origin : Included
Target Version : 4.14
Integrator : HP RTE
Method file : \\cansvr11\dd\chem\MSS\a4hp7.i\90623a.b\8270C-625.m
Last Edit : 23-Jun-2009 15:52 ulmanm

Compound	0.0500000 Level 1	0.2500000 Level 2	0.5000000 Level 3	1.0000 Level 4	2.5000 Level 5	5.0000 Level 6	7.5000 Level 7	10.0000 Level 8	12.5000 Level 9	Curve	Coefficients b	Coefficients m1	Coefficients m2	%RSD or R^2	
225 1,3-Dimethyl-2-Thiourea	+++++	+++++	+++++	+++++	+++++	+++++	+++++	+++++	+++++	AVRG		0.000e+000		0.000e+000	<-
226 Methyl parathion	+++++	+++++	+++++	+++++	+++++	+++++	+++++	+++++	+++++	AVRG		0.000e+000		0.000e+000	<-
227 Parathion	+++++	+++++	+++++	+++++	+++++	+++++	+++++	+++++	+++++	AVRG		0.000e+000		0.000e+000	<-
228 Isodrin	+++++	+++++	+++++	+++++	+++++	+++++	+++++	+++++	+++++	AVRG		0.000e+000		0.000e+000	<-
229 Kepone	+++++	+++++	+++++	+++++	+++++	+++++	+++++	+++++	+++++	AVRG		0.000e+000		0.000e+000	<-
231 Acrylamide	+++++	+++++	+++++	+++++	+++++	+++++	+++++	+++++	+++++	AVRG		0.000e+000		0.000e+000	<-
232 2-Methylcyclohexanone	+++++	+++++	+++++	+++++	+++++	+++++	+++++	+++++	+++++	AVRG		0.000e+000		0.000e+000	<-

TestAmerica North Canton

INITIAL CALIBRATION DATA

Start Cal Date : 23-JUN-2009 12:39
End Cal Date : 23-JUN-2009 15:40
Quant Method : ISTD
Origin : Included
Target Version : 4.14
Integrator : HP RTE
Method file : \\cansvr11\dd\chem\MSS\a4hp7.i\90623a.b\8270C-625.m
Last Edit : 23-Jun-2009 15:52 ulmanm

Compound	0.0500000 Level 1	0.2500000 Level 2	0.5000000 Level 3	1.0000 Level 4	2.5000 Level 5	5.0000 Level 6	Curve	Coefficients b	m1	m2	%RSD or R^2	
	7.5000 Level 7	10.0000 Level 8	12.5000 Level 9									
233 3-Methylcyclohexanone	+++++	+++++	+++++	+++++	+++++	+++++						
	+++++	+++++	+++++				AVRG		0.000e+000		0.000e+000	<-
234 4-Methylcyclohexanone	+++++	+++++	+++++	+++++	+++++	+++++						
	+++++	+++++	+++++				AVRG		0.000e+000		0.000e+000	<-
235 Tributyl phosphate	+++++	+++++	+++++	+++++	+++++	+++++						
	+++++	+++++	+++++				AVRG		0.000e+000		0.000e+000	<-
$ 154 Nitrobenzene-d5	0.73764	0.56843	0.54613	0.53021	0.51291	0.51107						
	0.58648	0.55021	0.54610				AVRG		0.56546		12.19496	
$ 155 2-Fluorobiphenyl	31346	87259	153872	324609	826086	1753418						
	3582817	3232604	5577732				QUAD	0.03027	0.74746	-0.00480	0.99746	
$ 156 Terphenyl-d14	32257	84131	147896	309487	798883	1740940						
	3606112	3239078	5566998				QUAD	0.02988	1.02498	-0.00374	0.99821	
$ 157 Phenol-d5	3.15238	2.25273	2.21017	2.20029	2.33969	2.31952						
	2.66623	2.55451	2.54885				AVRG		2.47160		12.34320	

TestAmerica North Canton

INITIAL CALIBRATION DATA

Start Cal Date : 23-JUN-2009 12:39
End Cal Date : 23-JUN-2009 15:40
Quant Method : ISTD
Origin : Included
Target Version : 4.14
Integrator : HP RTE
Method file : \\cansvr11\dd\chem\MSS\a4hp7.i\90623a.b\8270C-625.m
Last Edit : 23-Jun-2009 15:52 ulmanm

Compound	0.0500000 Level 1 / 7.5000 Level 7	0.2500000 Level 2 / 10.0000 Level 8	0.5000000 Level 3 / 12.5000 Level 9	1.0000 Level 4	2.5000 Level 5	5.0000 Level 6	Curve	Coefficients b	Coefficients m1	Coefficients m2	%RSD or R^2
$ 158 2-Fluorophenol	1.98657	1.44125	1.40133	1.43599	1.54342	1.50568					
	1.69708	1.62612	1.65324				AVRG		1.58785		11.45610
$ 159 2,4,6-Tribromophenol	0.16373	0.11499	0.12370	0.11730	0.12786	0.13277					
	0.15089	0.14638	0.14377				AVRG		0.13571		12.15665
$ 186 2-Chlorophenol-d4	1.78279	1.34559	1.29013	1.29041	1.35261	1.32748					
	1.52535	1.49229	1.46388				AVRG		1.43006		11.09110
$ 187 1,2-Dichlorobenzene-d4	9199	27584	44458	96758	248120	514588					
	1013667	870214	1506946				QUAD	0.03603	1.05777	0.00814	0.99708

TestAmerica North Canton

CONTINUING CALIBRATION COMPOUNDS

Instrument ID: a4hp7.i Injection Date: 23-JUN-2009 16:00
Lab File ID: 7TCLICV.D Init. Cal. Date(s): 23-JUN-2009 23-JUN-2009
Analysis Type: Init. Cal. Times: 12:39 15:40
Lab Sample ID: l6 Quant Type: ISTD
Method: \\cansvr11\dd\chem\MSS\a4hp7.i\90623a.b\8270C-625.m

COMPOUND	RRF / AMOUNT	RF5	CCAL RRF5	MIN RRF	%D / %DRIFT	MAX %D / %DRIFT	CURVE TYPE
9 Pyridine	2.07061	1.98171	1.98171	0.010	4.29349	50.00000	Averaged
10 N-Nitrosodimethylamine	1.13777	1.05003	1.05003	0.010	7.71161	50.00000	Averaged
11 Ethyl methacrylate	1.82727	1.68070	1.68070	0.010	8.02136	50.00000	Averaged
12 3-Chloropropionitrile	0.96886	0.87055	0.87055	0.010	10.14705	50.00000	Averaged
13 Malononitrile	2.40872	2.21100	2.21100	0.010	8.20861	50.00000	Averaged
209 Benzaldehyde	1.51827	1.47951	1.47951	0.010	2.55328	50.00000	Averaged
21 Aniline	3.23866	2.48652	2.48652	0.010	23.22364	50.00000	Averaged
22 Phenol	2.73599	2.46641	2.46641	0.010	9.85338	20.00000	Averaged
23 bis(2-Chloroethyl)ether	2.13065	2.14989	2.14989	0.010	-0.90266	50.00000	Averaged
24 2-Chlorophenol	1.59635	1.43952	1.43952	0.010	9.82401	50.00000	Averaged
26 1,3-Dichlorobenzene	1.47992	1.28648	1.28648	0.010	13.07120	50.00000	Averaged
27 1,4-Dichlorobenzene	1.42406	1.43066	1.43066	0.010	-0.46355	20.00000	Averaged
28 1,2-Dichlorobenzene	1.45433	1.33824	1.33824	0.010	7.98215	50.00000	Averaged
29 Benzyl Alcohol	1.20797	1.07044	1.07044	0.010	11.38525	50.00000	Averaged
30 2-Methylphenol	1.82332	1.63420	1.63420	0.010	10.37257	50.00000	Averaged
31 bis(2-Chloroisopropyl)ether	2.13170	1.89140	1.89140	0.010	11.27264	50.00000	Averaged
37 Acetophenone	2.59191	2.30660	2.30660	0.010	11.00767	50.00000	Averaged
32 N-Nitroso-di-n-propylamine	1.73627	1.48387	1.48387	0.050	14.53700	50.00000	Averaged
192 4-Methylphenol	1.92292	1.70001	1.70001	0.010	11.59212	50.00000	Averaged
34 Hexachloroethane	0.62702	0.59000	0.59000	0.010	5.90370	50.00000	Averaged
35 Nitrobenzene	0.55421	0.52721	0.52721	0.010	4.87238	50.00000	Averaged
41 Isophorone	1.01156	0.95775	0.95775	0.010	5.31973	50.00000	Averaged
42 2-Nitrophenol	0.20463	0.19322	0.19322	0.010	5.57639	20.00000	Averaged
43 2,4-Dimethylphenol	0.49069	0.46065	0.46065	0.010	6.12242	50.00000	Averaged
44 bis(2-Chloroethoxy)methane	0.55562	0.50763	0.50763	0.010	8.63852	50.00000	Averaged
46 2,4-Toluenediamene	0.09911	0.08302	0.08302	0.010	16.22959	50.00000	Averaged
47 1,3,5-Trichlorobenzene	0.35532	0.33820	0.33820	0.010	4.81682	50.00000	Averaged
48 2,4-Dichlorophenol	0.28287	0.26338	0.26338	0.010	6.88801	20.00000	Averaged
49 Benzoic Acid	10.00000	8.01308	0.21166	0.010	19.86923	0.000e+000	Quadratic
50 1,2,4-Trichlorobenzene	0.29891	0.28372	0.28372	0.010	5.08036	50.00000	Averaged
51 Naphthalene	5.00000	4.54797	1.02113	0.010	9.04059	0.000e+000	Quadratic
52 4-Chloroaniline	0.46462	0.44150	0.44150	0.010	4.97660	50.00000	Averaged
56 Hexachlorobutadiene	0.15037	0.14339	0.14339	0.010	4.63740	20.00000	Averaged
210 Caprolactam	0.12777	0.12032	0.12032	0.010	5.83238	50.00000	Averaged
57 1,2,3-Trichlorobenzene	0.27422	0.25709	0.25709	0.010	6.24408	50.00000	Averaged
59 4-Chloro-3-Methylphenol	0.41619	0.39019	0.39019	0.010	6.24813	20.00000	Averaged
62 2-Methylnaphthalene	0.67260	0.60802	0.60802	0.010	9.60202	50.00000	Averaged
63 1-Methylnaphthalene	0.68737	0.61724	0.61724	0.010	10.20339	50.00000	Averaged
64 Hexachlorocyclopentadiene	5.00000	4.12609	0.25230	0.050	17.47819	0.000e+000	Quadratic
66 2,4,6-Trichlorophenol	0.36725	0.35441	0.35441	0.010	3.49668	20.00000	Averaged
67 2,4,5-Trichlorophenol	0.39126	0.37065	0.37065	0.010	5.26682	50.00000	Averaged
211 1,1'-Biphenyl	1.60597	1.51288	1.51288	0.010	5.79660	50.00000	Averaged

TestAmerica North Canton

CONTINUING CALIBRATION COMPOUNDS

Instrument ID: a4hp7.i Injection Date: 23-JUN-2009 16:00
Lab File ID: 7TCLICV.D Init. Cal. Date(s): 23-JUN-2009 23-JUN-2009
Analysis Type: Init. Cal. Times: 12:39 15:40
Lab Sample ID: 16 Quant Type: ISTD
Method: \\cansvr11\dd\chem\MSS\a4hp7.i\90623a.b\8270C-625.m

COMPOUND	RRF / AMOUNT	RF5	CCAL RRF5	MIN RRF	%D / %DRIFT	MAX %D / %DRIFT	CURVE TYPE
68 1,2,3,5-Tetrachlorobenzene	0.52538	0.49750	0.49750	0.010	5.30567	50.00000	Averaged
70 2-Chloronaphthalene	5.00000	4.63483	1.10099	0.010	7.30339	0.000e+000	Quadratic
73 2-Nitroaniline	0.56501	0.54590	0.54590	0.010	3.38203	50.00000	Averaged
74 1,2,3,4-Tetrachlorobenzene	0.48984	0.46862	0.46862	0.010	4.33217	50.00000	Averaged
76 Dimethylphthalate	1.34645	1.26844	1.26844	0.010	5.79430	50.00000	Averaged
78 2,6-Dinitrotoluene	0.30340	0.29950	0.29950	0.010	1.28588	50.00000	Averaged
79 Acenaphthylene	1.97856	1.83112	1.83112	0.010	7.45170	50.00000	Averaged
80 1,2-Dinitrobenzene	0.14810	0.14104	0.14104	0.010	4.76634	50.00000	Averaged
81 3-Nitroaniline	0.33532	0.31421	0.31421	0.010	6.29560	50.00000	Averaged
82 Acenaphthene	1.31696	1.18628	1.18628	0.010	9.92346	20.00000	Averaged
83 2,4-Dinitrophenol	10.00000	7.66792	0.18696	0.050	23.32085	0.000e+000	Quadratic
85 4-Nitrophenol	0.22846	0.20604	0.20604	0.050	9.81074	50.00000	Averaged
86 Dibenzofuran	1.65064	1.55483	1.55483	0.010	5.80443	50.00000	Averaged
87 2,4-Dinitrotoluene	0.39809	0.38740	0.38740	0.010	2.68572	50.00000	Averaged
91 2,3,5,6-Tetrachlorophenol	0.31548	0.29202	0.29202	0.010	7.43723	50.00000	Averaged
93 Diethylphthalate	1.33826	1.25472	1.25472	0.010	6.24210	50.00000	Averaged
94 Fluorene	5.00000	4.36895	1.28393	0.010	12.62094	0.000e+000	Quadratic
95 4-Chlorophenyl-phenylether	0.63091	0.59073	0.59073	0.010	6.36856	50.00000	Averaged
96 4-Nitroaniline	0.36716	0.33991	0.33991	0.010	7.42312	50.00000	Averaged
98 4,6-Dinitro-2-methylphenol	5.00000	4.14221	0.14414	0.010	17.15581	0.000e+000	Quadratic
99 N-Nitrosodiphenylamine	0.63801	0.61844	0.61844	0.010	3.06714	20.00000	Averaged
100 1,2-Diphenylhydrazine	1.33000	1.31827	1.31827	0.010	0.88190	50.00000	Averaged
106 4-Bromophenyl-phenylether	0.19984	0.19412	0.19412	0.010	2.86533	50.00000	Averaged
107 Hexachlorobenzene	5.00000	4.73042	0.18037	0.010	5.39157	0.000e+000	Quadratic
212 Atrazine	0.17288	0.17460	0.17460	0.010	-0.99721	50.00000	Averaged
111 Pentachlorophenol	10.00000	8.61877	0.13274	0.010	13.81234	0.000e+000	Quadratic
115 Phenanthrene	5.00000	4.66572	1.17423	0.010	6.68558	0.000e+000	Quadratic
116 Anthracene	5.00000	4.61162	1.18586	0.010	7.76763	0.000e+000	Quadratic
119 Carbazole	1.15879	1.09680	1.09680	0.010	5.34963	50.00000	Averaged
120 Di-n-Butylphthalate	1.36070	1.35988	1.35988	0.010	0.06041	50.00000	Averaged
123 Fluoranthene	5.00000	4.55805	1.18241	0.010	8.83891	0.000e+000	Quadratic
124 Benzidine	5.00000	4.42636	0.66762	0.010	11.47280	0.000e+000	Quadratic
125 Pyrene	5.00000	4.69109	1.50382	0.010	6.17810	0.000e+000	Quadratic
131 Butylbenzylphthalate	0.73500	0.69347	0.69347	0.010	5.65112	50.00000	Averaged
133 3,3'-Dimethoxybenzidine	0.26869	0.24862	0.24862	0.010	7.47053	50.00000	Averaged
135 3,3'-Dichlorobenzidine	0.52341	0.49858	0.49858	0.010	4.74395	50.00000	Averaged
136 Benzo(a)Anthracene	5.00000	4.48198	1.37999	0.010	10.36033	0.000e+000	Quadratic
137 Chrysene	5.00000	4.42418	1.32130	0.010	11.51634	0.000e+000	Quadratic
138 4,4'-Methylene bis(o-chloro	0.27834	0.27164	0.27164	0.010	2.40982	50.00000	Averaged
139 bis(2-ethylhexyl)Phthalate	1.08150	1.01105	1.01105	0.010	6.51422	50.00000	Averaged
140 Di-n-octylphthalate	1.76434	1.69650	1.69650	0.010	3.84497	20.00000	Averaged
141 Benzo(b)fluoranthene	5.00000	4.76781	1.37638	0.010	4.64376	0.000e+000	Quadratic

TestAmerica North Canton

CONTINUING CALIBRATION COMPOUNDS

Instrument ID: a4hp7.i Injection Date: 23-JUN-2009 16:00
Lab File ID: 7TCLICV.D Init. Cal. Date(s): 23-JUN-2009 23-JUN-2009
Analysis Type: Init. Cal. Times: 12:39 15:40
Lab Sample ID: 16 Quant Type: ISTD
Method: \\cansvr11\dd\chem\MSS\a4hp7.i\90623a.b\8270C-625.m

COMPOUND	RRF / AMOUNT	RF5	CCAL RRF5	MIN RRF	%D / %DRIFT	MAX %D / %DRIFT	CURVE TYPE
142 Benzo(k)fluoranthene	5.00000	4.66594	1.39519	0.010	6.68123	0.000e+000	Quadratic
146 Benzo(a)pyrene	5.00000	4.61917	1.25250	0.010	7.61666	0.000e+000	Quadratic
149 Indeno(1,2,3-cd)pyrene	1.45288	1.32660	1.32660	0.010	8.69169	50.00000	Averaged
150 Dibenz(a,h)anthracene	5.00000	4.58805	1.08789	0.010	8.23907	0.000e+000	Quadratic
151 Benzo(g,h,i)perylene	5.00000	4.62038	1.10199	0.010	7.59240	0.000e+000	Quadratic
198 1,4-Dioxane	0.67621	0.50807	0.50807	0.010	24.86466	50.00000	Averaged
$ 154 Nitrobenzene-d5	0.56546	0.53971	0.53971	0.010	4.55404	50.00000	Averaged
$ 155 2-Fluorobiphenyl	5.00000	4.71668	1.27181	0.010	5.66644	0.000e+000	Quadratic
$ 156 Terphenyl-d14	5.00000	4.63028	0.89921	0.010	7.39433	0.000e+000	Quadratic
$ 157 Phenol-d5	2.47160	2.18926	2.18926	0.010	11.42325	50.00000	Averaged
$ 158 2-Fluorophenol	1.58785	1.47371	1.47371	0.010	7.18860	50.00000	Averaged
$ 159 2,4,6-Tribromophenol	0.13571	0.12776	0.12776	0.010	5.85784	50.00000	Averaged
$ 186 2-Chlorophenol-d4	1.43006	1.29292	1.29292	0.010	9.58963	50.00000	Averaged
$ 187 1,2-Dichlorobenzene-d4	5.00000	4.47013	0.81868	0.010	10.59741	0.000e+000	Quadratic
M 195 Cresols, total	3.74624	3.33421	3.33421	0.010	10.99855	50.00000	Averaged
101 Diphenylamine	0.63801	0.61844	0.61844	0.010	3.06714	50.00000	Averaged

8B

SEMIVOLATILE INTERNAL STANDARD AREA AND RT SUMMARY

Lab Name: NORTH CANTON Contract:

Lab Code: TACAN Case No.: SAS No.: SDG No.: 9F15107

Lab File ID (Standard): 2SMH0623 Date Analyzed: 06/23/09

Instrument ID: A4AG2 Time Analyzed: 1615

		IS1 (DCB) AREA #	RT #	IS2 (NPT) AREA #	RT #	IS3 (ANT) AREA #	RT #
	12 HOUR STD	306536	3.61	1234230	4.51	695231	5.78
	UPPER LIMIT	613072	4.11	2468460	5.01	1390462	6.28
	LOWER LIMIT	153268	3.11	617115	4.01	347616	5.28
	EPA SAMPLE NO.						
01	LEX2PBLK	273910	3.61	1100127	4.51	608313	5.78
02	LEX2PCHK	275309	3.61	1194693	4.51	667009	5.78
03							
04							
05							
06							
07							
08							
09							
10							
11							
12							
13							
14							
15							
16							
17							
18							
19							
20							
21							
22							

IS1 (DCB) = 1,4-Dichlorobenzene-d4
IS2 (NPT) = Naphthalene-d8
IS3 (ANT) = Acenaphthene-d10

AREA UPPER LIMIT = +100% of internal standard area
AREA LOWER LIMIT = - 50% of internal standard area
RT UPPER LIMIT = + 0.50 minutes of internal standard RT
RT LOWER LIMIT = - 0.50 minutes of internal standard RT

Column used to flag internal standard area values with an asterisk.
* Values outside of QC limits.

8C

SEMIVOLATILE INTERNAL STANDARD AREA AND RT SUMMARY

Lab Name: NORTH CANTON Contract:

Lab Code: TACAN Case No.: SAS No.: SDG No.: 9F15107

Lab File ID (Standard): 2SMH0623 Date Analyzed: 06/23/09

Instrument ID: A4AG2 Time Analyzed: 1615

		IS4 (PHN) AREA	#	RT	#	IS5 (CRY) AREA	#	RT	#	IS6 (PRY) AREA	#	RT	#
	12 HOUR STD	1195140		6.88		1206857		8.85		1192852		10.35	
	UPPER LIMIT	2390280		7.38		2413714		9.35		2385704		10.85	
	LOWER LIMIT	597570		6.38		603429		8.35		596426		9.85	
	EPA SAMPLE NO.												
01	LEX2PBLK	1041595		6.87		987907		8.85		944754		10.35	
02	LEX2PCHK	1204395		6.88		1248660		8.85		1146857		10.36	
03													
04													
05													
06													
07													
08													
09													
10													
11													
12													
13													
14													
15													
16													
17													
18													
19													
20													
21													
22													

IS4 (PHN) = Phenanthrene-d10
IS5 (CRY) = Chrysene-d12
IS6 (PRY) = Perylene-d12

AREA UPPER LIMIT = +100% of internal standard area
AREA LOWER LIMIT = - 50% of internal standard area
RT UPPER LIMIT = + 0.50 minutes of internal standard RT
RT LOWER LIMIT = - 0.50 minutes of internal standard RT

Column used to flag internal standard area values with an asterisk.
* Values outside of QC limits.

8B

SEMIVOLATILE INTERNAL STANDARD AREA AND RT SUMMARY

Lab Name: NORTH CANTON Contract:

Lab Code: TACAN Case No.: SAS No.: SDG No.: 9F15107

Lab File ID (Standard): 2SMH0624 Date Analyzed: 06/24/09

Instrument ID: A4AG2 Time Analyzed: 0850

		IS1 (DCB) AREA #	RT #	IS2 (NPT) AREA #	RT #	IS3 (ANT) AREA #	RT #
	12 HOUR STD	304130	3.60	1244934	4.49	652959	5.76
	UPPER LIMIT	608260	4.10	2489868	4.99	1305918	6.26
	LOWER LIMIT	152065	3.10	622467	3.99	326480	5.26
	EPA SAMPLE NO.						
01	MHSD-2	279914	3.59	1248068	4.49	721044	5.76
02	MHSD-3	253976	3.59	1177337	4.49	698720	5.76
03	MHSD-3	285241	3.59	1237592	4.49	715520	5.76
04	MHSD-3	331224	3.59	1450241	4.49	846394	5.76
05	MWSD-2D	316528	3.59	1438303	4.49	844639	5.76
06	ILSD-9	292807	3.59	1313282	4.49	777923	5.76
07	ILSD-23	309432	3.59	1354323	4.49	788156	5.76
08	ILSD-24	292279	3.59	1321944	4.49	768607	5.77
09	ILSD-17	338548	3.60	1506437	4.49	889701	5.77
10							
11							
12							
13							
14							
15							
16							
17							
18							
19							
20							
21							
22							

IS1 (DCB) = 1,4-Dichlorobenzene-d4
IS2 (NPT) = Naphthalene-d8
IS3 (ANT) = Acenaphthene-d10

AREA UPPER LIMIT = +100% of internal standard area
AREA LOWER LIMIT = - 50% of internal standard area
RT UPPER LIMIT = + 0.50 minutes of internal standard RT
RT LOWER LIMIT = - 0.50 minutes of internal standard RT

Column used to flag internal standard area values with an asterisk.
* Values outside of QC limits.

8C
SEMIVOLATILE INTERNAL STANDARD AREA AND RT SUMMARY

Lab Name: NORTH CANTON Contract:

Lab Code: TACAN Case No.: SAS No.: SDG No.: 9F15107

Lab File ID (Standard): 2SMH0624 Date Analyzed: 06/24/09

Instrument ID: A4AG2 Time Analyzed: 0850

		IS4(PHN) AREA	#	RT	#	IS5(CRY) AREA	#	RT	#	IS6(PRY) AREA	#	RT	#
	12 HOUR STD	1061500		6.85		1083461		8.84		1082751		10.32	
	UPPER LIMIT	2123000		7.35		2166922		9.34		2165502		10.82	
	LOWER LIMIT	530750		6.35		541731		8.34		541376		9.82	
	EPA SAMPLE NO.												
01	MHSD-2	1320590		6.85		1400600		8.83		1372358		10.33	
02	MHSD-3	1302368		6.85		1829003		8.84		1269325		10.34	
03	MHSD-3	1329148		6.85		1803951		8.84		1334505		10.34	
04	MHSD-3	1533260		6.85		1988114		8.84		1380493		10.35	
05	MWSD-2D	1518304		6.85		1490061		8.84		1387625		10.34	
06	ILSD-9	1430588		6.85		1438770		8.84		1269248		10.35	
07	ILSD-23	1468099		6.85		1595206		8.84		1394336		10.35	
08	ILSD-24	1369816		6.85		1434210		8.84		1460113		10.36	
09	ILSD-17	1622782		6.86		1821170		8.85		1567432		10.36	
10													
11													
12													
13													
14													
15													
16													
17													
18													
19													
20													
21													
22													

IS4 (PHN) = Phenanthrene-d10
IS5 (CRY) = Chrysene-d12
IS6 (PRY) = Perylene-d12

AREA UPPER LIMIT = +100% of internal standard area
AREA LOWER LIMIT = - 50% of internal standard area
RT UPPER LIMIT = + 0.50 minutes of internal standard RT
RT LOWER LIMIT = - 0.50 minutes of internal standard RT

Column used to flag internal standard area values with an asterisk.
* Values outside of QC limits.

8B

SEMIVOLATILE INTERNAL STANDARD AREA AND RT SUMMARY

Lab Name: NORTH CANTON Contract:

Lab Code: TACAN Case No.: SAS No.: SDG No.: 9F15107

Lab File ID (Standard): 7SMH0617 Date Analyzed: 06/17/09

Instrument ID: A4HP7 Time Analyzed: 1537

		IS1(DCB) AREA	#	RT	#	IS2(NPT) AREA	#	RT	#	IS3(ANT) AREA	#	RT	#
	12 HOUR STD	159771		3.50		682320		4.39		371651		5.66	
	UPPER LIMIT	319542		4.00		1364640		4.89		743302		6.16	
	LOWER LIMIT	79886		3.00		341160		3.89		185826		5.16	
	EPA SAMPLE NO.												
01	LE1V4BLK	160791		3.50		680057		4.39		369803		5.66	
02	LE1V4CHK	128936		3.50		538650		4.39		290123		5.66	
03	LE1V4CKDUP	145115		3.50		605379		4.39		334016		5.66	
04													
05													
06													
07													
08													
09													
10													
11													
12													
13													
14													
15													
16													
17													
18													
19													
20													
21													
22													

IS1 (DCB) = 1,4-Dichlorobenzene-d4
IS2 (NPT) = Naphthalene-d8
IS3 (ANT) = Acenaphthene-d10

AREA UPPER LIMIT = +100% of internal standard area
AREA LOWER LIMIT = - 50% of internal standard area
RT UPPER LIMIT = + 0.50 minutes of internal standard RT
RT LOWER LIMIT = - 0.50 minutes of internal standard RT

Column used to flag internal standard area values with an asterisk.
* Values outside of QC limits.

8C

SEMIVOLATILE INTERNAL STANDARD AREA AND RT SUMMARY

Lab Name: NORTH CANTON Contract:

Lab Code: TACAN Case No.: SAS No.: SDG No.: 9F15107

Lab File ID (Standard): 7SMH0617 Date Analyzed: 06/17/09

Instrument ID: A4HP7 Time Analyzed: 1537

		IS4(PHN) AREA	#	RT	#	IS5(CRY) AREA	#	RT	#	IS6(PRY) AREA	#	RT	#
	12 HOUR STD	602135		6.75		546499		8.73		521807		10.17	
	UPPER LIMIT	1204270		7.25		1092998		9.23		1043614		10.67	
	LOWER LIMIT	301068		6.25		273250		8.23		260904		9.67	
	EPA SAMPLE NO.												
01	LE1V4BLK	615854		6.74		544397		8.72		527577		10.16	
02	LE1V4CHK	491407		6.74		445883		8.71		416293		10.15	
03	LE1V4CKDUP	549568		6.74		499621		8.71		468057		10.15	
04													
05													
06													
07													
08													
09													
10													
11													
12													
13													
14													
15													
16													
17													
18													
19													
20													
21													
22													

IS4 (PHN) = Phenanthrene-d10
IS5 (CRY) = Chrysene-d12
IS6 (PRY) = Perylene-d12

AREA UPPER LIMIT = +100% of internal standard area
AREA LOWER LIMIT = - 50% of internal standard area
RT UPPER LIMIT = + 0.50 minutes of internal standard RT
RT LOWER LIMIT = - 0.50 minutes of internal standard RT

Column used to flag internal standard area values with an asterisk.
* Values outside of QC limits.

8B
SEMIVOLATILE INTERNAL STANDARD AREA AND RT SUMMARY

Lab Name: NORTH CANTON Contract:

Lab Code: TACAN Case No.: SAS No.: SDG No.: 9F15107

Lab File ID (Standard): 7SMH0621 Date Analyzed: 06/21/09

Instrument ID: A4HP7 Time Analyzed: 0923

		IS1 (DCB) AREA #	RT #	IS2 (NPT) AREA #	RT #	IS3 (ANT) AREA #	RT #
	12 HOUR STD	107951	3.55	437724	4.44	230717	5.72
	UPPER LIMIT	215902	4.05	875448	4.94	461434	6.22
	LOWER LIMIT	53976	3.05	218862	3.94	115359	5.22
	EPA SAMPLE NO.						
01	LE5RFBLK	133045	3.55	557866	4.44	303410	5.71
02	LE5RFCHK	159639	3.55	676276	4.44	380910	5.71
03	ILSD-24	118295	3.55	475923	4.45	269539	5.71
04	MHSD-2	182784	3.55	731935	4.44	415956	5.71
05							
06							
07							
08							
09							
10							
11							
12							
13							
14							
15							
16							
17							
18							
19							
20							
21							
22							

IS1 (DCB) = 1,4-Dichlorobenzene-d4
IS2 (NPT) = Naphthalene-d8
IS3 (ANT) = Acenaphthene-d10

AREA UPPER LIMIT = +100% of internal standard area
AREA LOWER LIMIT = - 50% of internal standard area
RT UPPER LIMIT = + 0.50 minutes of internal standard RT
RT LOWER LIMIT = - 0.50 minutes of internal standard RT

Column used to flag internal standard area values with an asterisk.
* Values outside of QC limits.

8C

SEMIVOLATILE INTERNAL STANDARD AREA AND RT SUMMARY

Lab Name: NORTH CANTON Contract:

Lab Code: TACAN Case No.: SAS No.: SDG No.: 9F15107

Lab File ID (Standard): 7SMH0621 Date Analyzed: 06/21/09

Instrument ID: A4HP7 Time Analyzed: 0923

		IS4(PHN) AREA	#	RT	#	IS5(CRY) AREA	#	RT	#	IS6(PRY) AREA	#	RT	#
	12 HOUR STD	386972		6.80		323678		8.77		299080		10.24	
	UPPER LIMIT	773944		7.30		647356		9.27		598160		10.74	
	LOWER LIMIT	193486		6.30		161839		8.27		149540		9.74	
	EPA SAMPLE NO.												
01	LE5RFBLK	520938		6.80		435056		8.77		398344		10.24	
02	LE5RFCHK	650396		6.80		557808		8.77		509957		10.24	
03	ILSD-24	459396		6.80		377383		8.77		341751		10.24	
04	MHSD-2	731564		6.80		610708		8.77		565129		10.25	
05													
06													
07													
08													
09													
10													
11													
12													
13													
14													
15													
16													
17													
18													
19													
20													
21													
22													

IS4 (PHN) = Phenanthrene-d10
IS5 (CRY) = Chrysene-d12
IS6 (PRY) = Perylene-d12

AREA UPPER LIMIT = +100% of internal standard area
AREA LOWER LIMIT = - 50% of internal standard area
RT UPPER LIMIT = + 0.50 minutes of internal standard RT
RT LOWER LIMIT = - 0.50 minutes of internal standard RT

Column used to flag internal standard area values with an asterisk.
* Values outside of QC limits.

8B

SEMIVOLATILE INTERNAL STANDARD AREA AND RT SUMMARY

Lab Name: NORTH CANTON Contract:

Lab Code: TACAN Case No.: SAS No.: SDG No.: 9F15107

Lab File ID (Standard): 7SMH0623 Date Analyzed: 06/23/09

Instrument ID: A4HP7 Time Analyzed: 1239

		IS1 (DCB) AREA	#	RT	#	IS2 (NPT) AREA	#	RT	#	IS3 (ANT) AREA	#	RT	#
	12 HOUR STD	245931		3.61		1051865		4.51		559792		5.78	
	UPPER LIMIT	491862		4.11		2103730		5.01		1119584		6.28	
	LOWER LIMIT	122966		3.11		525933		4.01		279896		5.28	
	EPA SAMPLE NO.												
01	RB061209	189543		3.61		786119		4.51		403007		5.77	
02													
03													
04													
05													
06													
07													
08													
09													
10													
11													
12													
13													
14													
15													
16													
17													
18													
19													
20													
21													
22													

IS1 (DCB) = 1,4-Dichlorobenzene-d4
IS2 (NPT) = Naphthalene-d8
IS3 (ANT) = Acenaphthene-d10

AREA UPPER LIMIT = +100% of internal standard area
AREA LOWER LIMIT = - 50% of internal standard area
RT UPPER LIMIT = + 0.50 minutes of internal standard RT
RT LOWER LIMIT = - 0.50 minutes of internal standard RT

Column used to flag internal standard area values with an asterisk.
* Values outside of QC limits.

8C

SEMIVOLATILE INTERNAL STANDARD AREA AND RT SUMMARY

Lab Name: NORTH CANTON Contract:

Lab Code: TACAN Case No.: SAS No.: SDG No.: 9F15107

Lab File ID (Standard): 7SMH0623 Date Analyzed: 06/23/09

Instrument ID: A4HP7 Time Analyzed: 1239

		IS4(PHN) AREA	#	RT	#	IS5(CRY) AREA	#	RT	#	IS6(PRY) AREA	#	RT	#
	12 HOUR STD	908591		6.87		769194		8.89		739549		10.42	
	UPPER LIMIT	1817182		7.37		1538388		9.39		1479098		10.92	
	LOWER LIMIT	454296		6.37		384597		8.39		369775		9.92	
	EPA SAMPLE NO.												
01	RB061209	653000		6.86		531927		8.85		496889		10.37	
02													
03													
04													
05													
06													
07													
08													
09													
10													
11													
12													
13													
14													
15													
16													
17													
18													
19													
20													
21													
22													

IS4 (PHN) = Phenanthrene-d10
IS5 (CRY) = Chrysene-d12
IS6 (PRY) = Perylene-d12

AREA UPPER LIMIT = +100% of internal standard area
AREA LOWER LIMIT = - 50% of internal standard area
RT UPPER LIMIT = + 0.50 minutes of internal standard RT
RT LOWER LIMIT = - 0.50 minutes of internal standard RT

Column used to flag internal standard area values with an asterisk.
* Values outside of QC limits.

SW846 8081A METHOD BLANK SUMMARY

BLANK WORKORDER NO.: LE5RD1AA

Lab Name: TestAmerica Laboratories, Inc.

Lab Code: TALCAN

SDG Number: 9F15107

Lab File ID: 025F2101.

Lot Number: A9F150107

Matrix: SOLID

Extraction Method: 1311/3510

Date Extracted: 06/18/09

Date Analyzed(1): 06/19/09

Date Analyzed(2): N/A

Time Analyzed(1): 19:57

Time Analyzed(2): N/A

Instrument ID(1): P9

Instrument ID(2): N/A

GC Column(1): RTXPESTCLP ID: 053

GC Column(2): N/A ID: N/A

THIS METHOD BLANK APPLIES TO THE FOLLOWING SAMPLES, MS, AND MSD:

	CLIENT ID.	SAMPLE WORK ORDER #	DATE ANALYZED(1)	DATE ANALYZED(2)
01	ILSD-24	LEXPD1A7	06/19/09	N/A
02	MHSD-2	LEXPN1AJ	06/19/09	N/A
03	CHECK SAMPLE	LE5RD1AC C	06/19/09	N/A
04	DUPLICATE CHECK	LE5RD1AD L	06/19/09	N/A
05				
06				
07				
08				
09				
10				
11				
12				
13				
14				
15				
16				
17				
18				
19				
20				

COMMENTS:

METHOD BLANK REPORT

TCLP GC Semivolatiles

Client Lot #...: 9F15107 **Work Order #...:** LE5RD1AA **Matrix.....:** SOLID
MB Lot-Sample #: A9F180000-034
Leach Date.....: 06/17/09 **Prep Date.....:** 06/18/09 **Analysis Date..:** 06/19/09
Leach Batch #..: P916805 **Prep Batch #...:** 9169034 **Final Wgt/Vol..:** 3 mL
Dilution Factor: 1 **Initial Wgt/Vol:** 250 mL

PARAMETER	RESULT	REPORTING LIMIT	UNITS	METHOD
Chlordane (technical)	ND	0.0050	mg/L	SW846 8081A
Endrin	ND	0.00050	mg/L	SW846 8081A
Heptachlor	ND	0.00050	mg/L	SW846 8081A
Heptachlor epoxide	ND	0.00050	mg/L	SW846 8081A
Lindane	ND	0.00050	mg/L	SW846 8081A
Methoxychlor	ND	0.0010	mg/L	SW846 8081A
Toxaphene	ND	0.020	mg/L	SW846 8081A

SURROGATE	PERCENT RECOVERY	RECOVERY LIMITS
Decachlorobiphenyl	90	(31 - 115)
Tetrachloro-m-xylene	97	(47 - 110)

NOTE(S):

Calculations are performed before rounding to avoid round-off errors in calculated results.

LABORATORY CONTROL SAMPLE EVALUATION REPORT

GC Semivolatiles

Client Lot #...: 9F15107 **Work Order #...:** LE5RD1AC-LCS **Matrix.....:** SOLID
LCS Lot-Sample#: A9F180000-034 LE5RD1AD-LCSD
Prep Date.....: 06/18/09 **Analysis Date..:** 06/19/09
Prep Batch #...: 9169034
Dilution Factor: 5 **Final Wgt/Vol..:** 3 mL
Initial Wgt/Vol: 250 mL

PARAMETER	PERCENT RECOVERY	RECOVERY LIMITS	RPD	RPD LIMITS	METHOD
Endrin	108	**(50 - 110)**			**SW846 8081A**
	108	**(50 - 110)**	**0.60**	**(0-93)**	**SW846 8081A**
Heptachlor	95	**(57 - 110)**			**SW846 8081A**
	100	**(57 - 110)**	**5.5**	**(0-88)**	**SW846 8081A**
Heptachlor epoxide	123 (a)	**(56 - 110)**			**SW846 8081A**
	120 (a)	**(56 - 110)**	**2.9**	**(0-86)**	**SW846 8081A**
Lindane	90	**(56 - 110)**			**SW846 8081A**
	95	**(56 - 110)**	**4.8**	**(0-88)**	**SW846 8081A**
Methoxychlor	73	**(41 - 126)**			**SW846 8081A**
	74	**(41 - 126)**	**0.44**	**(0-94)**	**SW846 8081A**

SURROGATE	PERCENT RECOVERY	RECOVERY LIMITS
Decachlorobiphenyl	99	(31 - 115)
	100	(31 - 115)
Tetrachloro-m-xylene	97	(47 - 110)
	99	(47 - 110)

NOTE(S):

Calculations are performed before rounding to avoid round-off errors in calculated results.

Bold print denotes control parameters

a Spiked analyte recovery is outside stated control limits.

LABORATORY CONTROL SAMPLE DATA REPORT

GC Semivolatiles

Client Lot #...: 9F15107 **Work Order #...:** LE5RD1AC-LCS **Matrix.....:** SOLID
LCS Lot-Sample#: A9F180000-034 LE5RD1AD-LCSD
Prep Date.....: 06/18/09 **Analysis Date..:** 06/19/09
Prep Batch #...: 9169034
Dilution Factor: 5 **Final Wgt/Vol..:** 3 mL
Initial Wgt/Vol: 250 mL

PARAMETER	SPIKE AMOUNT	MEASURED AMOUNT	UNITS	PERCENT RECOVERY	RPD	METHOD
Endrin	**0.0020**	**0.0022**	**mg/L**	**108**		**SW846 8081A**
	0.0020	**0.0022**	**mg/L**	**108**	**0.60**	**SW846 8081A**
Heptachlor	**0.0020**	**0.0019**	**mg/L**	**95**		**SW846 8081A**
	0.0020	**0.0020**	**mg/L**	**100**	**5.5**	**SW846 8081A**
Heptachlor epoxide	**0.0020**	**0.0025** [a]	**mg/L**	**123**		**SW846 8081A**
	0.0020	**0.0024** [a]	**mg/L**	**120**	**2.9**	**SW846 8081A**
Lindane	**0.0020**	**0.0018**	**mg/L**	**90**		**SW846 8081A**
	0.0020	**0.0019**	**mg/L**	**95**	**4.8**	**SW846 8081A**
Methoxychlor	**0.0040**	**0.0029**	**mg/L**	**73**		**SW846 8081A**
	0.0040	**0.0029**	**mg/L**	**74**	**0.44**	**SW846 8081A**

SURROGATE	PERCENT RECOVERY	RECOVERY LIMITS
Decachlorobiphenyl	99	(31 - 115)
	100	(31 - 115)
Tetrachloro-m-xylene	97	(47 - 110)
	99	(47 - 110)

NOTE(S):

Calculations are performed before rounding to avoid round-off errors in calculated results.

Bold print denotes control parameters

a Spiked analyte recovery is outside stated control limits.

SW846 8081A SURROGATE RECOVERY

Lab Name: TestAmerica Laboratories, Inc. Client: Tetra Tech NUS, Inc

Lab Code: TALCAN SDG No: 9F15107

Lot #: A9F150107

Extraction: XXA36QJ01

	CLIENT ID.	SRG01	SRG02	TOT OUT
01	ILSD-24	83	77	00
02	MHSD-2	77	85	00
03	METHOD BLK. LE5RD1AA	90	97	00
04	LCS LE5RD1AC	99	97	00
05	LCSD LE5RD1AD	100	99	00

SURROGATES		QC LIMITS
SRG01	= Decachlorobiphenyl	(31-115)
SRG02	= Tetrachloro-m-xylene	(47-110)

\# Column to be used to flag recovery values
* Values outside of required QC Limits
D System monitoring Compound diluted out

FORM II

Report Date : 12-Jun-2009 08:15

TestAmerica North Canton

INITIAL CALIBRATION DATA

Start Cal Date : 11-JUN-2009 12:09
End Cal Date : 11-JUN-2009 17:44
Quant Method : ESTD
Target Version : 4.14
Integrator : Falcon
Method file : \\cansvr11\dd\chem\GCS\a2hp9.i\90611ICA-1.b\PEST9.m
Last Edit : 12-Jun-2009 08:01 vandorenc

Calibration File Names:
Level 1: \\cansvr11\dd\chem\GCS\a2hp9.i\90611ICA-1.b\015F1501.D
Level 2: \\cansvr11\dd\chem\GCS\a2hp9.i\90611ICA-1.b\016F1601.D
Level 3: \\cansvr11\dd\chem\GCS\a2hp9.i\90611ICA-1.b\017F1701.D
Level 4: \\cansvr11\dd\chem\GCS\a2hp9.i\90611ICA-1.b\018F1801.D
Level 5: \\cansvr11\dd\chem\GCS\a2hp9.i\90611ICA-1.b\019F1901.D
Level 6: \\cansvr11\dd\chem\GCS\a2hp9.i\90611ICA-1.b\020F2001.D

Compound	0.0050000 Level 1	0.0100000 Level 2	0.0250000 Level 3	0.0500000 Level 4	0.1000000 Level 5	0.2000000 Level 6	Curve	Coefficients b	m1	m2	%RSD or R^2	
2 Hexachlorobenzene	+++++	+++++	+++++	+++++	+++++	+++++	AVRG		0.000e+000		0.000e+000	
3 Diallate(1)	+++++	+++++	+++++	+++++	+++++	+++++	QUAD	0.000e+000	0.000e+000	0.000e+000	0.000e+000	<-
(2)	+++++	+++++	+++++	+++++	+++++	+++++	QUAD	0.000e+000	0.000e+000	0.000e+000	0.000e+000	<-
4 alpha-BHC	803294400	733666300	830877080	730130980	725572410	924224205	AVRG		791294229		9.91260	
5 gamma-BHC (Lindane)	744915600	672379700	748251320	655486020	645016580	801402275	AVRG		711241916		8.81127	
6 beta-BHC	219223400	186636900	192474520	163674800	158317430	193731535	AVRG		185676431		11.97036	
7 delta-BHC	799876800	724648800	801248360	713074320	705850770	874869190	AVRG		769928040		8.66987	
8 Heptachlor	384523600	339017000	360750600	322273240	308360990	344268515	AVRG		343198991		7.91127	
9 Tech Chlordane(1)	16241850	15232320	15007690	12947350	13462198	+++++	AVRG		14578282		9.25730	
(2)	14327900	12879180	12518470	10660675	10236398	+++++	AVRG		12124525		13.85489	
(3)	25478800	23666180	23995750	21609615	22784846	+++++	AVRG		23507038		6.11821	
(4)	40186850	36934300	37831610	34456695	36388760	+++++	AVRG		37159643		5.63950	
10 Aldrin	777622800	693935500	737736200	647545660	628388810	759238040	AVRG		707411168		8.60915	
11 Isodrin	+++++	+++++	+++++	+++++	+++++	+++++	AVRG		0.000e+000		0.000e+000	

TestAmerica North Canton

INITIAL CALIBRATION DATA

Start Cal Date : 11-JUN-2009 12:09
End Cal Date : 11-JUN-2009 17:44
Quant Method : ESTD
Target Version : 4.14
Integrator : Falcon
Method file : \\cansvr11\dd\chem\GCS\a2hp9.i\90611ICA-1.b\PEST9.m
Last Edit : 12-Jun-2009 08:01 vandorenc

Compound	0.0050000 Level 1	0.0100000 Level 2	0.0250000 Level 3	0.0500000 Level 4	0.1000000 Level 5	0.2000000 Level 6	Curve	Coefficients b	m1	m2	%RSD or R^2	
12 Heptachlor epoxide	230973200	200944100	203958280	177848460	168731430	191929785	AVRG		195730876		11.19359	
13 gamma-Chlordane	223659600	194269500	203896320	178675020	175282240	211196480	AVRG		197829860		9.51232	
14 alpha-Chlordane	235135400	204163400	211312120	182877560	180480680	216231075	AVRG		205033373		10.14988	
15 Endosulfan I	234382200	202893400	206628600	179168680	170513100	192760905	AVRG		197724481		11.44213	
16 4,4'-DDE	768448600	670318500	705758400	624268460	616938560	733633750	AVRG		686561045		8.80726	
17 Dieldrin	748224000	658881000	690372120	604939700	589422590	678251245	AVRG		661681776		8.82168	
18 Endrin	683330400	593665300	617524080	545540740	533584610	593793715	AVRG		594573141		9.06650	
19 Kepone	+++++	+++++	+++++	+++++	+++++	+++++	QUAD	0.000e+000	0.000e+000	0.000e+000	0.000e+000	<-
20 4,4'-DDD	219124400	197691400	212973200	192325920	195260940	+++++	AVRG		203475172		5.81682	
21 Chlorobenzilate	+++++	+++++	+++++	+++++	+++++	+++++	AVRG		0.000e+000		0.000e+000	
22 Endosulfan II	265320800	233129900	239664720	210710360	207341400	227158965	AVRG		230554358		9.18559	
23 4,4'-DDT	605805800	552589600	560845720	528988060	533121910	594592515	AVRG		562657268		5.61590	
24 Toxaphene (1)	7172935	7066764	6149034	6578210	7318636	+++++	AVRG		6857116		7.05399	
(2)	7177415	7274554	6407927	6962789	7679407	+++++	AVRG		7100418		6.56806	
(3)	7444210	7349780	6390992	6856603	7578233	+++++	AVRG		7123964		6.90764	
(4)	9380780	9269240	8092441	8732156	9498412	+++++	AVRG		8994606		6.48548	
(5)	8918420	9062440	8024652	8703039	9491059	+++++	AVRG		8839922		6.09989	
25 Endrin aldehyde	239597400	211859300	209377720	188654300	185031390	196546945	AVRG		205177843		9.74858	
26 Mirex	+++++	+++++	+++++	+++++	+++++	+++++	AVRG		0.000e+000		0.000e+000	
27 Methoxychlor	152893400	134544000	128377800	116470080	113232930	115542195	AVRG		126843401		12.01241	
28 Endosulfan sulfate	283669400	247109700	256577880	231876380	228415240	257355315	AVRG		250833986		8.03208	
29 Endrin ketone	699918600	622299400	628278040	576775840	563414570	601469810	AVRG		615359377		7.87619	

TestAmerica North Canton

INITIAL CALIBRATION DATA

Start Cal Date : 11-JUN-2009 12:09
End Cal Date : 11-JUN-2009 17:44
Quant Method : ESTD
Target Version : 4.14
Integrator : Falcon
Method file : \\cansvr11\dd\chem\GCS\a2hp9.i\90611ICA-1.b\PEST9.m
Last Edit : 12-Jun-2009 08:01 vandorenc

Compound	0.0050000 Level 1	0.0100000 Level 2	0.0250000 Level 3	0.0500000 Level 4	0.1000000 Level 5	0.2000000 Level 6	Curve	Coefficients b	m1	m2	%RSD or R^2
$ 1 Tetrachloro-m-xylene	678306800	631527600	625105120	590746500	559195900	619969890	AVRG		617475302		6.50760
$ 30 Decachlorobiphenyl	753337600	650932000	633631920	574004220	567467500	644726870	AVRG		637350018		10.54900

TestAmerica North Canton

INITIAL CALIBRATION DATA

Start Cal Date : 11-JUN-2009 12:09
End Cal Date : 11-JUN-2009 17:44
Quant Method : ESTD
Target Version : 4.14
Integrator : Falcon
Method file : \\cansvr11\dd\chem\GCS\a2hp9.i\90611ICA-1.b\PEST9.m
Last Edit : 12-Jun-2009 08:01 vandorenc

Average %RSD Results.
Calculated Average %RSD = 8.76673
Maximun Average %RSD = 20.00000
* Passed Average %RSD Test.

Curve	Formula	Units
Averaged	Amt = Rsp/m1	Response
Quad	Amt = b + m1*Rsp + m2*Rsp^2	Response

Report Date : 12-Jun-2009 09:05

TestAmerica North Canton

INITIAL CALIBRATION DATA

Start Cal Date : 11-JUN-2009 12:09
End Cal Date : 11-JUN-2009 17:44
Quant Method : ESTD
Target Version : 4.14
Integrator : Falcon
Method file : \\cansvr11\dd\chem\GCS\a2hp9.i\90611ICA-1.b\PEST9.m\PEST9r.m
Last Edit : 12-Jun-2009 09:02 vandorenc

Calibration File Names:
Level 1: \\cansvr11\dd\chem\GCS\a2hp9.i\90611ICA-1.b\90611ICA-1.b\015F1501.D
Level 2: \\cansvr11\dd\chem\GCS\a2hp9.i\90611ICA-1.b\90611ICA-1.b\016F1601.D
Level 3: \\cansvr11\dd\chem\GCS\a2hp9.i\90611ICA-1.b\90611ICA-1.b\017F1701.D
Level 4: \\cansvr11\dd\chem\GCS\a2hp9.i\90611ICA-1.b\90611ICA-1.b\018F1801.D
Level 5: \\cansvr11\dd\chem\GCS\a2hp9.i\90611ICA-1.b\90611ICA-1.b\019F1901.D
Level 6: \\cansvr11\dd\chem\GCS\a2hp9.i\90611ICA-1.b\90611ICA-1.b\020F2001.D

	0.0050000	0.0100000	0.0250000	0.0500000	0.1000000	0.2000000		Coefficients			%RSD
Compound	Level 1	Level 2	Level 3	Level 4	Level 5	Level 6	Curve	b	m1	m2	or R^2
55 DDD/Endosulfan II	+++++	+++++	+++++	+++++	+++++	+++++	AVRG		0.000e+000		0.000e+000
2 Diallate(1)	+++++	+++++	+++++	+++++	+++++	+++++	AVRG		0.000e+000		0.000e+000
(2)	+++++	+++++	+++++	+++++	+++++	+++++	AVRG		0.000e+000		0.000e+000
3 Hexachlorobenzene	+++++	+++++	+++++	+++++	+++++	+++++	AVRG		0.000e+000		0.000e+000
4 alpha-BHC	584471600	568365200	709529040	652398480	661945700	859914545	AVRG		672770761		15.67468
5 gamma-BHC (Lindane)	424914800	408187500	495732520	454378840	463067220	576185630	AVRG		470411085		12.78385
6 beta-BHC	477705000	419365600	447678000	392302380	390262910	498355635	AVRG		437611588		10.23289
7 delta-BHC	1.030e+009	969386700	1.160e+009	1.084e+009	1.123e+009	1.451e+009	AVRG		1.136e+009		14.80181
8 Heptachlor	1.002e+009	931137600	1.042e+009	975065100	980162000	1.151e+009	AVRG		1.014e+009		7.54849
9 Tech Chlordane(1)	12564950	12233880	12503250	11341265	12935436	+++++	AVRG		12315756		4.86773
(2)	15850650	14497100	14535950	12818890	13558566	+++++	AVRG		14252231		8.02382
(3)	25821350	25202860	26597060	24391700	27625256	+++++	AVRG		25927645		4.81174
(4)	33721000	33478540	35930280	33958210	38388750	+++++	AVRG		35095356		5.93253
10 Aldrin	340418800	321858100	382212040	345506600	353410650	418026670	AVRG		360238810		9.57745

TestAmerica North Canton

INITIAL CALIBRATION DATA

Start Cal Date : 11-JUN-2009 12:09
End Cal Date : 11-JUN-2009 17:44
Quant Method : ESTD
Target Version : 4.14
Integrator : Falcon
Method file : \\cansvr11\dd\chem\GCS\a2hp9.i\90611ICA-1.b\PEST9.m\PEST9r.m
Last Edit : 12-Jun-2009 09:02 vandorenc

Compound	0.0050000 Level 1	0.0100000 Level 2	0.0250000 Level 3	0.0500000 Level 4	0.1000000 Level 5	0.2000000 Level 6	Curve	Coefficients b	Coefficients m1	Coefficients m2	%RSD or R^2	
11 Isodrin	+++++	+++++	+++++	+++++	+++++	+++++	AVRG		0.000e+000		0.000e+000	
12 Heptachlor epoxide	900774200	820801200	916852200	824941280	812463440	951103300	AVRG		871155937		6.78586	
13 gamma-Chlordane	895862200	823988600	931048960	855788720	872060930	1.089e+009	AVRG		911216728		10.32879	
14 alpha-Chlordane	870383800	798745600	889362920	811995580	824295740	1.018e+009	AVRG		868809380		9.32561	
15 Endosulfan I	351136000	323757300	359702520	328735840	319111450	352888915	AVRG		339222004		5.10889	
16 4,4'-DDE	825262200	773499600	882259840	819386720	841733240	1.039e+009	AVRG		863531779		10.75806	
17 Dieldrin	822181200	758561900	867435360	792485400	797504450	933424715	AVRG		828598838		7.57809	
18 Endrin	336078200	309837000	353883240	322482720	329107510	362159435	AVRG		335591351		5.83596	
19 Chlorobenzilate	+++++	+++++	+++++	+++++	+++++	+++++	AVRG		0.000e+000		0.000e+000	
20 Kepone	+++++	+++++	+++++	+++++	+++++	+++++	QUAD	0.000e+000	0.000e+000	0.000e+000	0.000e+000	<-
21 4,4'-DDD	599987400	557385500	630191240	598455020	628049090	750370360	AVRG		627406435		10.48108	
22 Endosulfan II	343288600	312690800	345801200	317900380	317572950	354048445	AVRG		331883729		5.36255	
23 Toxaphene(1)	11271965	11937384	10755994	11800284	13243906	+++++	AVRG		11801906		7.89475	
(2)	5296210	5567138	4877014	5364988	6231694	+++++	AVRG		5467409		9.06446	
(3)	11609740	12170668	10923063	12104109	13627290	+++++	AVRG		12086974		8.23430	
(4)	9175110	9602808	8315510	9322439	10706351	+++++	AVRG		9424444		9.15447	
(5)	4485790	4596392	4109493	4616843	5428899	+++++	AVRG		4647483		10.37367	
24 4,4'-DDT	598183600	569804700	622643400	611702100	627512530	733255985	AVRG		627183719		8.91886	
25 Endrin aldehyde	273285800	251779800	264518840	248599620	252319480	274807600	AVRG		260885190		4.43060	
26 Endosulfan sulfate	326895200	292288700	323985280	306501080	316941480	359579740	AVRG		321031913		7.08005	
27 Methoxychlor	315915400	285928900	284418760	270465100	271581440	292682645	AVRG		286832041		5.80700	
28 Mirex	+++++	+++++	+++++	+++++	+++++	+++++	AVRG		0.000e+000		0.000e+000	

TestAmerica North Canton

INITIAL CALIBRATION DATA

Start Cal Date : 11-JUN-2009 12:09
End Cal Date : 11-JUN-2009 17:44
Quant Method : ESTD
Target Version : 4.14
Integrator : Falcon
Method file : \\cansvr11\dd\chem\GCS\a2hp9.i\90611ICA-1.b\PEST9.m\PEST9r.m
Last Edit : 12-Jun-2009 09:02 vandorenc

Compound	0.0050000 Level 1	0.0100000 Level 2	0.0250000 Level 3	0.0500000 Level 4	0.1000000 Level 5	0.2000000 Level 6	Curve	Coefficients b	m1	m2	%RSD or R^2
29 Endrin ketone	354304800	324861300	341824240	323877440	326346240	354035805	AVRG		337541638		4.28142
$ 1 Tetrachloro-m-xylene	892882400	881558100	948220200	941905980	919712270	1.053e+009	AVRG		939619239		6.55800
$ 30 Decachlorobiphenyl	295974600	263044700	262487800	243636840	247710370	288301795	AVRG		266859351		7.94409

TestAmerica North Canton

INITIAL CALIBRATION DATA

Start Cal Date : 11-JUN-2009 12:09
End Cal Date : 11-JUN-2009 17:44
Quant Method : ESTD
Target Version : 4.14
Integrator : Falcon
Method file : \\cansvr11\dd\chem\GCS\a2hp9.i\90611ICA-1.b\PEST9.m\PEST9r.m
Last Edit : 12-Jun-2009 09:02 vandorenc

Average %RSD Results.
Calculated Average %RSD = 8.25755
Maximun Average %RSD = 20.00000
* Passed Average %RSD Test.

Curve	Formula	Units
Averaged	Amt = Rsp/m1	Response
Quad	Amt = b + m1*Rsp + m2*Rsp^2	Response

Data File: \\cansvr11\dd\chem\GCS\a2hp9.i\90611ICA-1.b/004F0401.D
Report Date: 06/12/2009

EVALB Degradation Report

Instrument ID: a2hp9.i
Lab File ID: 004F0401.D
Analysis Type: NONE

Injection Date: 11-JUN-2009 11:46
Lab Sample ID: PEM G112
Method File: \\cansvr11\dd\chem\GCS\a2hp9.i\90611ICA-1.b\I

4,4'-DDT Degradation

RT	Area	Compound
9.8950	53974460	4,4'-DDT
8.1450	248265	4,4'-DDE
9.3858	191893	4,4'-DDD

Percent Degradation of 4,4'-DDT: 0.81

Endrin Degradation

RT	Area	Compound
9.0458	26987227	Endrin
10.257	932684	Endrin aldehyde
11.361	2223958	Endrin ketone

Percent Degradation of Endrin: 10.47

TestAmerica North Canton

CONTINUING CALIBRATION COMPOUNDS

Instrument ID: a2hp9.i Injection Date: 19-JUN-2009 11:40
Lab File ID: 004F0401.D Init. Cal. Date(s): 11-JUN-2009 12-JUN-2009
Analysis Type: Init. Cal. Times: 12:09 18:28
Lab Sample ID: AB3 G120 Quant Type: ESTD
Method: \\cansvr11\dd\chem\GCS\a2hp9.i\90619-1.b\PEST9.m

COMPOUND	RRF / AMOUNT	RF0.025	CCAL RRF0.025	MIN RRF	%D / %DRIFT	MAX %D / %DRIFT	CURVE TYPE	
$ 1 Tetrachloro-m-xylene	617475302	653762680	653762680	0.000	-5.87673	15.00000	Averaged	
4 alpha-BHC	791294229	909929720	909929720	0.010	-14.99259	15.00000	Averaged	
5 gamma-BHC (Lindane)	711241916	792344240	792344240	0.010	-11.40292	15.00000	Averaged	
6 beta-BHC	185676431	205166920	205166920	0.010	-10.49702	15.00000	Averaged	
7 delta-BHC	769928040	859561920	859561920	0.010	-11.64185	15.00000	Averaged	
8 Heptachlor	343198991	379734920	379734920	0.010	-10.64570	15.00000	Averaged	
10 Aldrin	707411168	832644960	832644960	0.010	-17.70311	15.00000	Averaged	<-
12 Heptachlor epoxide	195730876	219944760	219944760	0.010	-12.37101	15.00000	Averaged	
13 gamma-Chlordane	197829860	215577000	215577000	0.010	-8.97091	15.00000	Averaged	
14 alpha-Chlordane	205033373	228103680	228103680	0.010	-11.25198	15.00000	Averaged	
15 Endosulfan I	197724481	218607440	218607440	0.010	-10.56165	15.00000	Averaged	
16 4,4'-DDE	686561045	801829400	801829400	0.010	-16.78924	15.00000	Averaged	<-
17 Dieldrin	661681776	745146120	745146120	0.010	-12.61397	15.00000	Averaged	
18 Endrin	594573141	677847760	677847760	0.010	-14.00578	15.00000	Averaged	
20 4,4'-DDD	203475172	260832960	260832960	0.010	-28.18908	15.00000	Averaged	<-
22 Endosulfan II	230554358	247773680	247773680	0.010	-7.46866	15.00000	Averaged	
23 4,4'-DDT	562657268	418031440	418031440	0.010	25.70407	15.00000	Averaged	<-
25 Endrin aldehyde	205177843	213642760	213642760	0.010	-4.12565	15.00000	Averaged	
27 Methoxychlor	126843401	101434920	101434920	0.010	20.03138	15.00000	Averaged	<-
28 Endosulfan sulfate	250833986	262873840	262873840	0.010	-4.79993	15.00000	Averaged	
29 Endrin ketone	615359377	630801080	630801080	0.010	-2.50938	15.00000	Averaged	
$ 30 Decachlorobiphenyl	637350018	650381040	650381040	0.010	-2.04456	15.00000	Averaged	

Average %D / Drift Results.

Calculated Average %D/Drift = 12.00896
Maximun Average %D/Drift = 15.00000
* Passed Average %D/Drift Test.

TestAmerica North Canton

CONTINUING CALIBRATION COMPOUNDS

Instrument ID: a2hp9.i Injection Date: 19-JUN-2009 12:29
Lab File ID: 005F0101.D Init. Cal. Date(s): 11-JUN-2009 12-JUN-2009
Analysis Type: Init. Cal. Times: 12:09 18:28
Lab Sample ID: TOX3 G098 Quant Type: ESTD
Method: \\cansvr11\dd\chem\GCS\a2hp9.i\90619-1.b\PEST9.m

COMPOUND	RRF / AMOUNT	RF0.025	CCAL RRF0.025	MIN RRF	%D / %DRIFT	MAX %D / %DRIFT	CURVE TYPE	
24 Toxaphene (1)	6857116	6940655	6940655	0.010	-1.21829	15.00000	Averaged	
(2)	7100418	6679087	6679087	0.010	5.93389	15.00000	Averaged	
(3)	7123964	7070235	7070235	0.010	0.75420	15.00000	Averaged	
(4)	8994606	8472998	8472998	0.010	5.79912	15.00000	Averaged	
(5)	8839922	7445714	7445714	0.010	15.77172	15.00000	Averaged	<-

Average %D / Drift Results.

Calculated Average %D/Drift = 5.89544

Maximun Average %D/Drift = 15.00000

* Passed Average %D/Drift Test.

TestAmerica North Canton

CONTINUING CALIBRATION COMPOUNDS

Instrument ID: a2hp9.i Injection Date: 19-JUN-2009 12:52
Lab File ID: 006F0201.D Init. Cal. Date(s): 11-JUN-2009 12-JUN-2009
Analysis Type: Init. Cal. Times: 12:09 18:28
Lab Sample ID: TC3 G025 Quant Type: ESTD
Method: \\cansvr11\dd\chem\GCS\a2hp9.i\90619-1.b\PEST9.m

COMPOUND	RRF / AMOUNT	RF0.025	CCAL RRF0.025	MIN RRF	%D / %DRIFT	MAX %D / %DRIFT	CURVE TYPE
9 Tech Chlordane(1)	14578282	15732980	15732980	0.010	-7.92068	15.00000	Averaged
(2)	12124525	12824930	12824930	0.010	-5.77677	15.00000	Averaged
(3)	23507038	24028830	24028830	0.010	-2.21973	15.00000	Averaged
(4)	37159643	38273630	38273630	0.010	-2.99784	15.00000	Averaged

Average %D / Drift Results.

Calculated Average %D/Drift = 4.72875
Maximun Average %D/Drift = 15.00000
* Passed Average %D/Drift Test.

TestAmerica North Canton

CONTINUING CALIBRATION COMPOUNDS

Instrument ID: a2hp9.i Injection Date: 19-JUN-2009 11:40
Lab File ID: 004F0401.D Init. Cal. Date(s): 11-JUN-2009 12-JUN-2009
Analysis Type: Init. Cal. Times: 12:09 18:28
Lab Sample ID: AB3 G120 Quant Type: ESTD
Method: \\cansvr11\dd\chem\GCS\a2hp9.i\90619-1.b\PEST9.m\PEST9r.m

COMPOUND	RRF / AMOUNT	RF0.025	CCAL RRF0.025	MIN RRF	%D / %DRIFT	MAX %D / %DRIFT	CURVE TYPE	
$ 1 Tetrachloro-m-xylene	939619239	992989440	992989440	0.000	-5.67998	15.00000	Averaged	
4 alpha-BHC	672770761	788638280	788638280	0.010	-17.22244	15.00000	Averaged	<-
5 gamma-BHC (Lindane)	470411085	533969480	533969480	0.010	-13.51125	15.00000	Averaged	
6 beta-BHC	437611588	491327920	491327920	0.010	-12.27489	15.00000	Averaged	
7 delta-BHC	1.136e+09	1.257e+09	1.257e+09	0.010	-10.63256	15.00000	Averaged	
8 Heptachlor	1.014e+09	1.127e+09	1.127e+09	0.010	-11.17185	15.00000	Averaged	
10 Aldrin	360238810	433330080	433330080	0.010	-20.28967	15.00000	Averaged	<-
12 Heptachlor epoxide	871155937	979799720	979799720	0.010	-12.47122	15.00000	Averaged	
13 gamma-Chlordane	911216728	9990660040	9990660040	0.010	-9.64088	15.00000	Averaged	
14 alpha-Chlordane	868809380	949066120	949066120	0.010	-9.23755	15.00000	Averaged	
15 Endosulfan I	339222004	382417400	382417400	0.010	-12.73367	15.00000	Averaged	
16 4,4'-DDE	863531779	976085920	976085920	0.010	-13.03416	15.00000	Averaged	
17 Dieldrin	828598838	910305160	910305160	0.010	-9.86078	15.00000	Averaged	
18 Endrin	335591351	372198520	3721985200	0.010	-10.90826	15.00000	Averaged	
21 4,4'-DDD	627406435	773641480	773641480	0.010	-23.30787	15.00000	Averaged	<-
22 Endosulfan II	331883729	351657640	351657640	0.010	-5.95808	15.00000	Averaged	
24 4,4'-DDT	627183719	437492400	437492400	0.010	-30.24494	15.00000	Averaged	<-
25 Endrin aldehyde	260885190	266857800	266857800	0.010	-2.28936	15.00000	Averaged	
26 Endosulfan sulfate	321031913	322731480	3227314800	0.010	-0.52941	15.00000	Averaged	
27 Methoxychlor	286832041	214753240	2147532400	0.010	-25.12927	15.00000	Averaged	<-
29 Endrin ketone	337541638	332474440	332474440	0.010	1.50121	15.00000	Averaged	
$ 30 Decachlorobiphenyl	266859351	263986120	263986120	0.010	1.07668	15.00000	Averaged	

Average %D / Drift Results.

Calculated Average %D/Drift = 11.75936
Maximun Average %D/Drift = 15.00000
* Passed Average %D/Drift Test.

TestAmerica North Canton

CONTINUING CALIBRATION COMPOUNDS

Instrument ID: a2hp9.i
Lab File ID: 005F0101.D
Analysis Type:
Lab Sample ID: TOX3 G098
Method: \\cansvr11\dd\chem\GCS\a2hp9.i\90619-1.b\PEST9.m\PEST9r.m

Injection Date: 19-JUN-2009 12:29
Init. Cal. Date(s): 11-JUN-2009 12-JUN-2009
Init. Cal. Times: 12:09 18:28
Quant Type: ESTD

COMPOUND	RRF / AMOUNT	RF0.025	CCAL RRF0.025	MIN RRF	%D / %DRIFT	MAX %D / %DRIFT	CURVE TYPE	
23 Toxaphene (1)	11801906	11786248	11786248	0.010	0.13268	15.00000	Averaged	
(2)	5467409	4849637	4849637	0.010	11.29917	15.00000	Averaged	
(3)	12086974	11472171	11472171	0.010	5.08649	15.00000	Averaged	
(4)	9424444	8477422	8477422	0.010	10.04857	15.00000	Averaged	
(5)	4647483	3638441	3638441	0.010	21.71159	15.00000	Averaged	<-

Average %D / Drift Results.

Calculated Average %D/Drift = 9.65570
Maximun Average %D/Drift = 15.00000
* Passed Average %D/Drift Test.

TestAmerica North Canton

CONTINUING CALIBRATION COMPOUNDS

Instrument ID: a2hp9.i
Lab File ID: 006F0201.D
Analysis Type:
Lab Sample ID: TC3 G025
Method: \\cansvr11\dd\chem\GCS\a2hp9.i\90619-1.b\PEST9.m\PEST9r.m

Injection Date: 19-JUN-2009 12:52
Init. Cal. Date(s): 11-JUN-2009 12-JUN-2009
Init. Cal. Times: 12:09 18:28
Quant Type: ESTD

COMPOUND	RRF / AMOUNT	RF0.025	CCAL RRF0.025	MIN RRF	%D / %DRIFT	MAX %D / %DRIFT	CURVE TYPE
9 Tech Chlordane(1)	12315756	13582040	13582040	0.010	-10.28182	15.00000	Averaged
(2)	14252231	14780510	14780510	0.010	-3.70664	15.00000	Averaged
(3)	25927645	26301490	26301490	0.010	-1.44188	15.00000	Averaged
(4)	35095356	35637590	35637590	0.010	-1.54503	15.00000	Averaged

Average %D / Drift Results.

Calculated Average %D/Drift = 4.24384
Maximun Average %D/Drift = 15.00000
* Passed Average %D/Drift Test.

TestAmerica North Canton

CONTINUING CALIBRATION COMPOUNDS

Instrument ID: a2hp9.i Injection Date: 19-JUN-2009 21:26
Lab File ID: 029F2501.D Init. Cal. Date(s): 11-JUN-2009 12-JUN-2009
Analysis Type: Init. Cal. Times: 12:09 18:28
Lab Sample ID: AB3 G120 Quant Type: ESTD
Method: \\cansvr11\dd\chem\GCS\a2hp9.i\90619-1.b\PEST9.m

COMPOUND	RRF / AMOUNT	RF0.025	CCAL RRF0.025	MIN RRF	%D / %DRIFT	MAX %D / %DRIFT	CURVE TYPE	
$ 1 Tetrachloro-m-xylene	617475302	712181440	712181440	0.000	-15.33764	15.00000	Averaged	<-
4 alpha-BHC	791294229	968291440	968291440	0.010	-22.36807	15.00000	Averaged	<-
5 gamma-BHC (Lindane)	711241916	787726960	787726960	0.010	-10.75373	15.00000	Averaged	
6 beta-BHC	185676431	216199480	216199480	0.010	-16.43884	15.00000	Averaged	<-
7 delta-BHC	769928040	847948640	847948640	0.010	-10.13349	15.00000	Averaged	
8 Heptachlor	343198991	377458760	377458760	0.010	-9.98248	15.00000	Averaged	
10 Aldrin	707411168	917129280	917129280	0.010	-29.64586	15.00000	Averaged	<-
12 Heptachlor epoxide	195730876	228402080	228402080	0.010	-16.69190	15.00000	Averaged	<-
13 gamma-Chlordane	197829860	225150200	225150200	0.010	-13.81002	15.00000	Averaged	
14 alpha-Chlordane	205033373	242506800	242506800	0.010	-18.27675	15.00000	Averaged	<-
15 Endosulfan I	197724481	220916360	220916360	0.010	-11.72939	15.00000	Averaged	
16 4,4'-DDE	686561045	855758240	855758240	0.010	-24.64416	15.00000	Averaged	<-
17 Dieldrin	661681776	768612320	768612320	0.010	-16.16042	15.00000	Averaged	<-
18 Endrin	594573141	680358240	680358240	0.010	-14.42801	15.00000	Averaged	
20 4,4'-DDD	203475172	246273040	246273040	0.010	-21.03346	15.00000	Averaged	<-
22 Endosulfan II	230554358	250827400	250827400	0.010	-8.79317	15.00000	Averaged	
23 4,4'-DDT	562657268	427014320	427014320	0.010	-24.10756	15.00000	Averaged	<-
25 Endrin aldehyde	205177843	209857160	209857160	0.010	-2.28062	15.00000	Averaged	
27 Methoxychlor	126843401	103729640	103729640	0.010	-18.22228	15.00000	Averaged	<-
28 Endosulfan sulfate	250833986	253362520	253362520	0.010	-1.00805	15.00000	Averaged	
29 Endrin ketone	615359377	598223040	598223040	0.010	2.78477	15.00000	Averaged	
$ 30 Decachlorobiphenyl	637350018	649689200	649689200	0.010	-1.93601	15.00000	Averaged	

Average %D / Drift Results.

Calculated Average %D/Drift = 14.11667
Maximun Average %D/Drift = 15.00000
* Passed Average %D/Drift Test.

TestAmerica North Canton

CONTINUING CALIBRATION COMPOUNDS

Instrument ID: a2hp9.i Injection Date: 20-JUN-2009 04:32
Lab File ID: 048F4401.D Init. Cal. Date(s): 11-JUN-2009 12-JUN-2009
Analysis Type: Init. Cal. Times: 12:09 18:28
Lab Sample ID: TOX3 G098 Quant Type: ESTD
Method: \\cansvr11\dd\chem\GCS\a2hp9.i\90619-1.b\PEST9.m

COMPOUND	RRF / AMOUNT	RF0.025	CCAL RRF0.025	MIN RRF	%D / %DRIFT	MAX %D / %DRIFT	CURVE TYPE	
24 Toxaphene (1)	6857116	5872111	5872111	0.010	14.3647	15.00000	Averaged	
(2)	7100418	4821377	4821377	0.010	32.09728	15.00000	Averaged	<-
(3)	7123964	5252099	5252099	0.010	26.27561	15.00000	Averaged	<-
(4)	8994606	5544488	5544488	0.010	38.35763	15.00000	Averaged	<-
(5)	8839922	3858078	3858078	0.010	56.35620	15.00000	Averaged	<-

Average %D / Drift Results.

Calculated Average %D/Drift = 33.49028
Maximun Average %D/Drift = 15.00000
* Failed Average %D/Drift Test.

TestAmerica North Canton

CONTINUING CALIBRATION COMPOUNDS

Instrument ID: a2hp9.i Injection Date: 20-JUN-2009 04:54
Lab File ID: 049F4501.D Init. Cal. Date(s): 11-JUN-2009 12-JUN-2009
Analysis Type: Init. Cal. Times: 12:09 18:28
Lab Sample ID: TC3 G025 Quant Type: ESTD
Method: \\cansvr11\dd\chem\GCS\a2hp9.i\90619-1.b\PEST9.m

COMPOUND	RRF / AMOUNT	RF0.025	CCAL RRF0.025	MIN RRF	%D / %DRIFT	MAX %D / %DRIFT	CURVE TYPE	
9 Tech Chlordane(1)	14578282	18042350	18042350	0.010	-23.76184	15.00000	Averaged	<-
(2)	12124525	15475330	15475330	0.010	-27.63659	15.00000	Averaged	<-
(3)	23507038	29284290	29284290	0.010	-24.57669	15.00000	Averaged	<-
(4)	37159643	47677650	47677650	0.010	-28.30492	15.00000	Averaged	<-

Average %D / Drift Results.

Calculated Average %D/Drift = 26.07001
Maximun Average %D/Drift = 15.00000
* Failed Average %D/Drift Test.

TestAmerica North Canton

CONTINUING CALIBRATION COMPOUNDS

Instrument ID: a2hp9.i
Lab File ID: 029F2501.D
Analysis Type:
Lab Sample ID: AB3 G120
Method: \\cansvr11\dd\chem\GCS\a2hp9.i\90619-1.b\PEST9.m\PEST9r.m

Injection Date: 19-JUN-2009 21:26
Init. Cal. Date(s): 11-JUN-2009 12-JUN-2009
Init. Cal. Times: 12:09 18:28
Quant Type: ESTD

COMPOUND	RRF / AMOUNT	RF0.025	CCAL RRF0.025	MIN RRF	%D / %DRIFT	MAX %D / %DRIFT	CURVE TYPE	
$ 1 Tetrachloro-m-xylene	939619239	1.046e+09	1.046e+09	0.000	-11.29505	15.00000	Averaged	
4 alpha-BHC	672770761	818870720	818870720	0.010	-21.71616	15.00000	Averaged	<-
5 gamma-BHC (Lindane)	470411085	515603080	515603080	0.010	-9.60692	15.00000	Averaged	
6 beta-BHC	437611588	499059120	499059120	0.010	-14.04157	15.00000	Averaged	
7 delta-BHC	1.136e+09	1.220e+09	1.220e+09	0.010	-7.34191	15.00000	Averaged	
8 Heptachlor	1.014e+09	1.079e+09	1.079e+09	0.010	-6.45916	15.00000	Averaged	
10 Aldrin	360238810	462664000	462664000	0.010	-28.43258	15.00000	Averaged	<-
12 Heptachlor epoxide	871155937	977067720	977067720	0.010	-12.15761	15.00000	Averaged	
13 gamma-Chlordane	911216728	983268400	983268400	0.010	-7.90719	15.00000	Averaged	
14 alpha-Chlordane	868809380	939971040	939971040	0.010	-8.19071	15.00000	Averaged	
15 Endosulfan I	339222004	359777280	359777280	0.010	-6.05953	15.00000	Averaged	
16 4,4'-DDE	863531779	959627280	959627280	0.010	-11.12820	15.00000	Averaged	
17 Dieldrin	828598838	834315720	834315720	0.010	-0.68995	15.00000	Averaged	
18 Endrin	335591351	301333600	301333600	0.010	10.20817	15.00000	Averaged	
21 4,4'-DDD	627406435	520412120	520412120	0.010	17.05343	15.00000	Averaged	<-
22 Endosulfan II	331883729	235734880	235734880	0.010	28.97064	15.00000	Averaged	<-
24 4,4'-DDT	627183719	282866440	282866440	0.010	54.89895	15.00000	Averaged	<-
25 Endrin aldehyde	260885190	177209960	177209960	0.010	32.07358	15.00000	Averaged	<-
26 Endosulfan sulfate	321031913	191296640	191296640	0.010	40.41196	15.00000	Averaged	<-
27 Methoxychlor	286832041	118622720	118622720	0.010	58.64384	15.00000	Averaged	<-
29 Endrin ketone	337541638	181854960	181854960	0.010	46.12370	15.00000	Averaged	<-
$ 30 Decachlorobiphenyl	266859351	239707480	239707480	0.010	10.17460	15.00000	Averaged	

Average %D / Drift Results.

Calculated Average %D/Drift = 20.16270
Maximun Average %D/Drift = 15.00000
* Failed Average %D/Drift Test.

TestAmerica North Canton

CONTINUING CALIBRATION COMPOUNDS

Instrument ID: a2hp9.i
Lab File ID: 048F4401.D
Analysis Type:
Lab Sample ID: TOX3 G098
Method: \\cansvr11\dd\chem\GCS\a2hp9.i\90619-1.b\PEST9.m\PEST9r.m

Injection Date: 20-JUN-2009 04:32
Init. Cal. Date(s): 11-JUN-2009 12-JUN-2009
Init. Cal. Times: 12:09 18:28
Quant Type: ESTD

COMPOUND	RRF / AMOUNT	RF0.025	CCAL RRF0.025	MIN RRF	%D / %DRIFT	MAX %D / %DRIFT	CURVE TYPE	
23 Toxaphene(1)	11801906	10269007	10269007	0.010	12.98857	15.00000	Averaged	
(2)	5467409	3537860	3537860	0.010	35.29183	15.00000	Averaged	<-
(3)	12086974	9398503	9398503	0.010	22.24271	15.00000	Averaged	<-
(4)	9424444	5741499	5741499	0.010	39.07864	15.00000	Averaged	<-
(5)	4647483	867904	867904	0.010	81.32529	15.00000	Averaged	<-

Average %D / Drift Results.

Calculated Average %D/Drift = 38.18541
Maximun Average %D/Drift = 15.00000
* Failed Average %D/Drift Test.

TestAmerica North Canton

CONTINUING CALIBRATION COMPOUNDS

Instrument ID: a2hp9.i
Lab File ID: 049F4501.D
Analysis Type:
Lab Sample ID: TC3 G025
Method: \\cansvr11\dd\chem\GCS\a2hp9.i\90619-1.b\PEST9.m\PEST9r.m

Injection Date: 20-JUN-2009 04:54
Init. Cal. Date(s): 11-JUN-2009 12-JUN-2009
Init. Cal. Times: 12:09 18:28
Quant Type: ESTD

COMPOUND	RRF / AMOUNT	RF0.025	CCAL RRF0.025	MIN RRF	%D / %DRIFT	MAX %D / %DRIFT	CURVE TYPE	
9 Tech Chlordane(1)	12315756	16168140	16168140	0.010	-31.28012	15.00000	Averaged	<-
(2)	14252231	18468790	18468790	0.010	-29.58525	15.00000	Averaged	<-
(3)	25927645	32088130	32088130	0.010	-23.76029	15.00000	Averaged	<-
(4)	35095356	43553000	43553000	0.010	-24.09904	15.00000	Averaged	<-

Average %D / Drift Results.

Calculated Average %D/Drift = -27.18118
Maximun Average %D/Drift = 15.00000
* Failed Average %D/Drift Test.

FORM 8
PESTICIDES ANALYTICAL SEQUENCE

Lab Name: NORTH CANTON Contract:

Lab Code: TALCAN Case No.: SAS No.: SDG No.: 9F15107

GC Column: CLP PESTICIDES I ID: 0.53 (mm) Init. Calib. Date(s): 06/11/09 06/12/09

Instrument ID: A2HP9

THE ANALYTICAL SEQUENCE OF PERFORMANCE EVALUATION MIXTURES, BLANKS, SAMPLES, AND STANDARDS IS GIVEN BELOW:

	MEAN SURROGATE RT FROM INITIAL CALIBRATION					
	CLIENT SAMPLE NO.	LAB SAMPLE ID	DATE ANALYZED	TIME ANALYZED	RT #	RT #
01		PEM G112	06/19/09	1055		
02		AB3 G120	06/19/09	1140		
03		TOX3 G098	06/19/09	1229		
04		TC3 G025	06/19/09	1252		
05	ILSD-24	LEXPD1A7	06/19/09	1912		
06	MHSD-2	LEXPN1AJ	06/19/09	1934		
07	LE5RDBLK	LE5RD1AA	06/19/09	1957		
08	LE5RDCHK	LE5RD1AC	06/19/09	2019		
09	LE5RDCKDUP	LE5RD1AD	06/19/09	2041		
10		PEM G112	06/19/09	2104		
11		AB3 G120	06/19/09	2126		
12		TOX3 G098	06/20/09	0432		
13		TC3 G025	06/20/09	0454		
14						
15						
16						
17						
18						
19						
20						
21						
22						
23						
24						
25						
26						
27						
28						
29						
30						
31						
32						

QC LIMITS

Column used to flag retention time values with an asterisk.
* Values outside of QC limits.

SW846 8082 METHOD BLANK SUMMARY

BLANK WORKORDER NO.: LE2001AA

Lab Name: TestAmerica Laboratories, Inc.

Lab Code: TALCAN

SDG Number:9F15107

Lab File ID: 017F1701.

Lot Number: A9F150107

Matrix: SOLID

Extraction Method: 3550B

Date Extracted: 06/17/09

Date Analyzed(1): 06/18/09

Date Analyzed(2): N/A

Time Analyzed(1): 11:36

Time Analyzed(2): N/A

Instrument ID(1): P10

Instrument ID(2): N/A

GC Column(1): RTXOPPPEST ID: 032 GC Column(2): N/A ID: N/A

THIS METHOD BLANK APPLIES TO THE FOLLOWING SAMPLES, MS, AND MSD:

	CLIENT ID.	SAMPLE WORK ORDER #	DATE ANALYZED(1)	DATE ANALYZED(2)
01	ILSD-23	LEXN61AC	06/18/09	N/A
02	ILSD-9	LEXPC1AC	06/18/09	N/A
03	ILSD-24	LEXPD1AC	06/18/09	N/A
04	MHSD-2	LEXPN1AN	06/18/09	N/A
05	MHSD-3	LEXPP1AM	06/18/09	N/A
06	MHSD-3	LEXPP1AN S	06/18/09	N/A
07	MHSD-3	LEXPP1AP D	06/18/09	N/A
08	ILSD-17	LEXP71AF	06/18/09	N/A
09	MHSD-2D	LEXQQ1AF	06/18/09	N/A
10	CHECK SAMPLE	LE2001AC C	06/18/09	N/A
11				
12				
13				
14				
15				
16				
17				
18				
19				
20				

COMMENTS:

FORM IV

North Canton

METHOD BLANK REPORT

GC Semivolatiles

Client Lot #...: 9F15107 **Work Order #...:** LE2001AA **Matrix.....:** SOLID
MB Lot-Sample #: A9F170000-039

Prep Date.....: 06/17/09 **Final Wgt/Vol..:** 20 mL
Analysis Date..: 06/18/09 **Prep Batch #...:** 9168039
Dilution Factor: 1 **Initial Wgt/Vol:** 5 g

PARAMETER	RESULT	REPORTING LIMIT	UNITS	METHOD
Aroclor 1016	ND	200	ug/kg	SW846 8082
Aroclor 1221	ND	200	ug/kg	SW846 8082
Aroclor 1232	ND	200	ug/kg	SW846 8082
Aroclor 1242	ND	200	ug/kg	SW846 8082
Aroclor 1248	ND	200	ug/kg	SW846 8082
Aroclor 1254	ND	200	ug/kg	SW846 8082
Aroclor 1260	ND	200	ug/kg	SW846 8082

SURROGATE	PERCENT RECOVERY	RECOVERY LIMITS
Tetrachloro-m-xylene	102	(10 - 196)
Decachlorobiphenyl	118	(10 - 199)

NOTE(S):

Calculations are performed before rounding to avoid round-off errors in calculated results.

LABORATORY CONTROL SAMPLE EVALUATION REPORT

GC Semivolatiles

Client Lot #...: 9F15107 **Work Order #...:** LE2001AC **Matrix.....:** SOLID
LCS Lot-Sample#: A9F170000-039
Prep Date.....: 06/17/09 **Analysis Date..:** 06/18/09
Prep Batch #...: 9168039
Dilution Factor: 1 **Final Wgt/Vol..:** 20 mL
Initial Wgt/Vol: 5 g

PARAMETER	PERCENT RECOVERY	RECOVERY LIMITS	METHOD
Aroclor 1016	**104**	**(34 - 127)**	**SW846 8082**
Aroclor 1260	**109**	**(32 - 141)**	**SW846 8082**

SURROGATE	PERCENT RECOVERY	RECOVERY LIMITS
Tetrachloro-m-xylene	107	(10 - 196)
Decachlorobiphenyl	138	(10 - 199)

NOTE(S):

Calculations are performed before rounding to avoid round-off errors in calculated results.

Bold print denotes control parameters

LABORATORY CONTROL SAMPLE DATA REPORT

GC Semivolatiles

Client Lot #...: 9F15107 **Work Order #...:** LE2001AC **Matrix.....:** SOLID
LCS Lot-Sample#: A9F170000-039
Prep Date.....: 06/17/09 **Analysis Date..:** 06/18/09
Prep Batch #...: 9168039
Dilution Factor: 1 **Final Wgt/Vol..:** 20 mL
Initial Wgt/Vol: 5 g

PARAMETER	SPIKE AMOUNT	MEASURED AMOUNT	UNITS	PERCENT RECOVERY	METHOD
Aroclor 1016	**2000**	**2100**	**ug/kg**	**104**	**SW846 8082**
Aroclor 1260	**2000**	**2200**	**ug/kg**	**109**	**SW846 8082**

SURROGATE	PERCENT RECOVERY	RECOVERY LIMITS
Tetrachloro-m-xylene	107	(10 - 196)
Decachlorobiphenyl	138	(10 - 199)

NOTE(S):

Calculations are performed before rounding to avoid round-off errors in calculated results.

Bold print denotes control parameters

MATRIX SPIKE SAMPLE EVALUATION REPORT

GC Semivolatiles

Client Lot #...:	9F15107	**Work Order #...:**	LEXPP1AN-MS	**Matrix.....:**	SO
MS Lot-Sample #:	A9F150107-005		LEXPP1AP-MSD		
Date Sampled...:	06/12/09 13:50	**Date Received..:**	06/13/09		
Prep Date.....:	06/17/09	**Analysis Date..:**	06/18/09		
Prep Batch #...:	9168039				
Dilution Factor:	10	**Initial Wgt/Vol:**	5.09 g	**Final Wgt/Vol..:**	20 mL

PARAMETER	PERCENT RECOVERY	RECOVERY LIMITS	RPD	RPD LIMITS	METHOD
Aroclor 1016	**134 DIL**	**(10 - 199)**			**SW846 8082**
	153 DIL	**(10 - 199)**	**14**	**(0-30)**	**SW846 8082**
Aroclor 1260	**438 DIL,a**	**(10 - 199)**			**SW846 8082**
	1540	**(10 - 199)**	**32**	**(0-30)**	**SW846 8082**

Qualifiers: DIL,a,p

SURROGATE	PERCENT RECOVERY	RECOVERY LIMITS
Tetrachloro-m-xylene	136 DIL	(10 - 196)
	152 DIL	(10 - 196)
Decachlorobiphenyl	179 DIL	(10 - 199)
	198 DIL	(10 - 199)

NOTE(S):

Calculations are performed before rounding to avoid round-off errors in calculated results.

Bold print denotes control parameters

DIL The concentration is estimated or not reported due to dilution or the presence of interfering analytes.

Results and reporting limits have been adjusted for dry weight.

a Spiked analyte recovery is outside stated control limits.

p Relative percent difference (RPD) is outside stated control limits.

MATRIX SPIKE SAMPLE DATA REPORT

GC Semivolatiles

Client Lot #...:	9F15107	**Work Order #...:**	LEXPP1AN-MS	**Matrix.....:**	SO
MS Lot-Sample #:	A9F150107-005		LEXPP1AP-MSD		
Date Sampled...:	06/12/09 13:50	**Date Received..:**	06/13/09		
Prep Date.....:	06/17/09	**Analysis Date..:**	06/18/09		
Prep Batch #...:	9168039				
Dilution Factor:	10	**Initial Wgt/Vol:**	5.09 g	**Final Wgt/Vol..:**	20 mL

PARAMETER	SAMPLE AMOUNT	SPIKE AMT	MEASRD AMOUNT	UNITS	PERCNT RECVRY	RPD	METHOD
Aroclor 1016	**ND**	**3700**	**4900**	**ug/kg**	**134**		**SW846 8082**
	Qualifiers:	DIL					
	ND	**3700**	**5700**	**ug/kg**	**153**	**14**	**SW846 8082**
	Qualifiers:	DIL					
Aroclor 1260	**91000**	**3700**	**110000**	**ug/kg**	**438**		**SW846 8082**
	Qualifiers:	DIL,a					
	91000	**3700**	**150000**	**ug/kg**	**1540**	**32**	**SW846 8082**
	Qualifiers:	DIL,a,p					

SURROGATE	PERCENT RECOVERY	RECOVERY LIMITS
Tetrachloro-m-xylene	136 DIL	(10 - 196)
	152 DIL	(10 - 196)
Decachlorobiphenyl	179 DIL	(10 - 199)
	198 DIL	(10 - 199)

NOTE(S):

Calculations are performed before rounding to avoid round-off errors in calculated results.

Bold print denotes control parameters

DIL The concentration is estimated or not reported due to dilution or the presence of interfering analytes.

Results and reporting limits have been adjusted for dry weight.

a Spiked analyte recovery is outside stated control limits.

p Relative percent difference (RPD) is outside stated control limits.

SW846 8082 METHOD BLANK SUMMARY

BLANK WORKORDER NO.: LE1VR1AA

Lab Name: TestAmerica Laboratories, Inc.

Lab Code: TALCAN

SDG Number:9F15107

Lab File ID: 033F3301.

Lot Number: A9F150107

Matrix: WATER

Extraction Method: 3510C

Date Extracted: 06/16/09

Date Analyzed(1): 06/17/09

Date Analyzed(2): N/A

Time Analyzed(1): 19:14

Time Analyzed(2): N/A

Instrument ID(1): P11

Instrument ID(2): N/A

GC Column(1): N/A ID: N/A GC Column(2): N/A ID: N/A

THIS METHOD BLANK APPLIES TO THE FOLLOWING SAMPLES, MS, AND MSD:

	CLIENT ID.	SAMPLE WORK ORDER #	DATE ANALYZED(1)	DATE ANALYZED(2)
01	RB061209	LEXP81A0	06/17/09	N/A
02	CHECK SAMPLE	LE1VR1AC C	06/17/09	N/A
03	DUPLICATE CHECK	LE1VR1AD L	06/17/09	N/A
04				
05				
06				
07				
08				
09				
10				
11				
12				
13				
14				
15				
16				
17				
18				
19				
20				

COMMENTS:

FORM IV

METHOD BLANK REPORT

GC Semivolatiles

Client Lot #...: 9F15107 **Work Order #...:** LE1VR1AA **Matrix.....:** WATER
MB Lot-Sample #: A9F160000-354

Prep Date.....: 06/16/09 **Final Wgt/Vol..:** 5 mL
Analysis Date..: 06/17/09 **Prep Batch #...:** 9167354
Dilution Factor: 1 **Initial Wgt/Vol:** 1000 mL

PARAMETER	RESULT	REPORTING LIMIT	UNITS	METHOD
Aroclor 1016	ND	1.0	ug/L	SW846 8082
Aroclor 1221	ND	1.0	ug/L	SW846 8082
Aroclor 1232	ND	1.0	ug/L	SW846 8082
Aroclor 1242	ND	1.0	ug/L	SW846 8082
Aroclor 1248	ND	1.0	ug/L	SW846 8082
Aroclor 1254	ND	1.0	ug/L	SW846 8082
Aroclor 1260	ND	1.0	ug/L	SW846 8082

SURROGATE	PERCENT RECOVERY	RECOVERY LIMITS
Tetrachloro-m-xylene	70	(27 - 130)
Decachlorobiphenyl	86	(10 - 127)

NOTE(S):

Calculations are performed before rounding to avoid round-off errors in calculated results.

LABORATORY CONTROL SAMPLE EVALUATION REPORT

GC Semivolatiles

Client Lot #...: 9F15107 **Work Order #...:** LE1VR1AC-LCS **Matrix.....:** WATER
LCS Lot-Sample#: A9F160000-354 LE1VR1AD-LCSD
Prep Date.....: 06/16/09 **Analysis Date..:** 06/17/09
Prep Batch #...: 9167354
Dilution Factor: 2 **Final Wgt/Vol..:** 5 mL
Initial Wgt/Vol: 1000 mL

PARAMETER	PERCENT RECOVERY	RECOVERY LIMITS	RPD	RPD LIMITS	METHOD
Aroclor 1016	74	**(44 - 119)**			**SW846 8082**
	76	**(44 - 119)**	2.3	**(0-30)**	**SW846 8082**
Aroclor 1260	78	**(41 - 118)**			**SW846 8082**
	78	**(41 - 118)**	0.43	**(0-30)**	**SW846 8082**

SURROGATE	PERCENT RECOVERY	RECOVERY LIMITS
Tetrachloro-m-xylene	64	(27 - 130)
	71	(27 - 130)
Decachlorobiphenyl	51	(10 - 127)
	51	(10 - 127)

NOTE(S):

Calculations are performed before rounding to avoid round-off errors in calculated results.

Bold print denotes control parameters

LABORATORY CONTROL SAMPLE DATA REPORT

GC Semivolatiles

Client Lot #...: 9F15107 **Work Order #...:** LE1VR1AC-LCS **Matrix.....:** WATER
LCS Lot-Sample#: A9F160000-354 LE1VR1AD-LCSD
Prep Date.....: 06/16/09 **Analysis Date..:** 06/17/09
Prep Batch #...: 9167354
Dilution Factor: 2 **Final Wgt/Vol..:** 5 mL
Initial Wgt/Vol: 1000 mL

PARAMETER	SPIKE AMOUNT	MEASURED AMOUNT	UNITS	PERCENT RECOVERY	RPD	METHOD
Aroclor 1016	**10**	**7.4**	**ug/L**	**74**		**SW846 8082**
	10	**7.6**	**ug/L**	**76**	**2.3**	**SW846 8082**
Aroclor 1260	**10**	**7.8**	**ug/L**	**78**		**SW846 8082**
	10	**7.8**	**ug/L**	**78**	**0.43**	**SW846 8082**

SURROGATE	PERCENT RECOVERY	RECOVERY LIMITS
Tetrachloro-m-xylene	64	(27 - 130)
	71	(27 - 130)
Decachlorobiphenyl	51	(10 - 127)
	51	(10 - 127)

NOTE(S):

Calculations are performed before rounding to avoid round-off errors in calculated results.

Bold print denotes control parameters

SW846 8082 SURROGATE RECOVERY

Lab Name: TestAmerica Laboratories, Inc. Client: Tetra Tech NUS, Inc

Lab Code: TALCAN SDG No: 9F15107

Lot #: A9F150107

Extraction: XXA12QH01

	CLIENT ID.	SRG01	SRG02	TOT OUT
01	ILSD-23	97	116	00
02	ILSD-9	89	106	00
03	ILSD-24	96	108	00
04	MHSD-2	82	108	00
05	MHSD-3	101D	149D	00
06	ILSD-17	104D	135D	00
07	MHSD-2D	88	115	00
08	METHOD BLK. LE2001AA	102	118	00
09	LCS LE2001AC	107	138	00
10	MHSD-3 D	152D	198D	00
11	MHSD-3 S	136D	179D	00

SURROGATES		QC LIMITS
SRG01	= Tetrachloro-m-xylene	(10-196)
SRG02	= Decachlorobiphenyl	(10-199)

\# Column to be used to flag recovery values
* Values outside of required QC Limits
D System monitoring Compound diluted out

FORM II

SW846 8082 SURROGATE RECOVERY

Lab Name: TestAmerica Laboratories, Inc. Client: Tetra Tech NUS, Inc

Lab Code: TALCAN SDG No: 9F15107

Lot #: A9F150107

Extraction: XXI60QH01

	CLIENT ID.	SRG01	SRG02	TOT OUT
01	RB061209	64	43	00
02	METHOD BLK. LE1VR1AA	70	86	00
03	LCS LE1VR1AC	64	51	00
04	LCSD LE1VR1AD	71	51	00

SURROGATES		QC LIMITS
SRG01	= Tetrachloro-m-xylene	(27-130)
SRG02	= Decachlorobiphenyl	(10-127)

\# Column to be used to flag recovery values
* Values outside of required QC Limits
D System monitoring Compound diluted out

FORM II

Report Date : 09-Jun-2009 09:44

TestAmerica North Canton

INITIAL CALIBRATION DATA

Start Cal Date : 05-JUN-2009 13:53
End Cal Date : 08-JUN-2009 14:24
Quant Method : ESTD
Origin : Disabled
Target Version : 4.14
Integrator : Falcon
Method file : \\CANSVR11\DD\chem\GCS\a2hp10.i\906081C-1.b\PCB10.m
Last Edit : 09-Jun-2009 09:43 a2hp10.i
Curve Type : Average

Calibration File Names:
Level 1: \\CANSVR11\DD\chem\GCS\a2hp10.i\906051C-1.b\038F3801.D
Level 2: \\CANSVR11\DD\chem\GCS\a2hp10.i\906051C-1.b\039F3901.D
Level 3: \\CANSVR11\DD\chem\GCS\a2hp10.i\906051C-1.b\040F4001.D
Level 4: \\CANSVR11\DD\chem\GCS\a2hp10.i\906051C-1.b\041F4101.D
Level 5: \\CANSVR11\DD\chem\GCS\a2hp10.i\906051C-1.b\042F4201.D
Level 6: \\CANSVR11\DD\chem\GCS\a2hp10.i\906051C-1.b\043F4301.D

Compound	0.05000 Level 1	0.10000 Level 2	0.20000 Level 3	0.50000 Level 4	1.000 Level 5	2.000 Level 6	___ RRF	% RSD
2 AROCLOR-1221(1)	1329120	1308970	1307510	1206834	1143173	1032499	1221351	9.598
(2)	928580	831240	766730	693280	637329	568597	737626	17.849
(3)	3464980	3301820	3199665	2920286	2784554	2463482	3022464	12.244
3 AROCLOR-1016(1)	1608320	1512100	1435530	1280398	1232825	1160620	1371632	12.710
(2)	2372320	2191860	2094570	1938910	1817285	1739870	2025803	11.789
(3)	3798460	3639680	3565080	3427572	3294129	3281564	3501081	5.828
(4)	1867040	1810780	1757075	1637598	1578073	1564250	1702469	7.457
(5)	1541860	1507780	1451190	1359664	1286035	1287154	1405614	7.892
4 AROCLOR-1232(1)	1640540	1602050	1527485	1419224	1355836	1191190	1456054	11.574
(2)	975620	981050	936970	850752	809576	730845	880802	11.428
(3)	1584580	1611730	1525855	1452338	1418427	1280966	1478983	8.257
(4)	817540	798860	777540	719892	684741	636563	739189	9.574
(5)	600680	593660	584250	529936	513632	463199	547560	9.960
5 AROCLOR-1242(1)	2137740	2005080	1813825	1734302	1682459	1632865	1834378	10.774
(2)	4099880	3830860	3380380	3268344	3110685	3033658	3453968	12.240
(3)	8191800	7456860	6764730	6795678	6620484	6672945	7083750	8.782
(4)	2888800	2856820	2662570	2895370	2853875	2882185	2839937	3.117
(5)	3550700	3233500	2985530	2917604	2803600	2699197	3031689	10.303
6 AROCLOR-1248(1)	971020	941100	959010	801012	743394	703011	853091	13.884
(2)	1902120	1835050	1930870	1697104	1620016	1570096	1759209	8.607
(3)	1947640	1934970	1925805	1767960	1688201	1542641	1801203	9.143
(4)	2650720	2686100	2621070	2425536	2297604	2217435	2483077	7.987
(5)	1081060	1125930	1120330	972878	918133	887245	1017596	10.326
7 AROCLOR-1254(1)	1851940	1762850	1722395	1606602	1567529	1439593	1658485	8.995
(2)	2445260	2303030	2251325	2123492	2085406	1915140	2187276	8.493
(3)	3436660	3306160	3273120	3109646	3085464	2850929	3176996	6.490
(4)	2449820	2383770	2352160	2234648	2211254	2045980	2279605	6.398
(5)	2970900	2765260	2764445	2688764	2603240	2424235	2702807	6.768

Report Date : 09-Jun-2009 09:44

TestAmerica North Canton

INITIAL CALIBRATION DATA

Start Cal Date : 05-JUN-2009 13:53
End Cal Date : 08-JUN-2009 14:24
Quant Method : ESTD
Origin : Disabled
Target Version : 4.14
Integrator : Falcon
Method file : \\CANSVR11\DD\chem\GCS\a2hp10.i\906081C-1.b\PCB10.m
Last Edit : 09-Jun-2009 09:43 a2hp10.i
Curve Type : Average

	0.05000	0.10000	0.20000	0.50000	1.000	2.000	___	
Compound	Level 1	Level 2	Level 3	Level 4	Level 5	Level 6	RRF	% RSD
8 AROCLOR-1260 (1)	5395960	5366310	5007880	4740228	4516690	4535312	4927063	7.996
(2)	9441400	9801820	9016950	8673194	8331738	8179122	8907371	7.125
(3)	8877260	9215630	8677350	8363272	8100096	8108389	8557000	5.222
(4)	12405440	11908640	12003545	11513440	11328852	11149007	11718154	4.016
(5)	6338660	5964520	6076465	5707432	5647919	5577305	5885384	4.990
9 AROCLOR-1262 (1)	2699940	2694890	2521695	2436792	2215726	2085174	2442369	10.283
(2)	3324120	3213580	3035910	2898900	2621753	2506998	2933544	11.012
(3)	3262820	3269670	3075430	2923870	2638225	2533474	2950582	10.579
(4)	5982320	6139360	5812255	5610946	5064646	4933828	5590559	8.807
(5)	2355900	2375660	2231025	2147524	1898898	1879987	2148166	10.110
10 AROCLOR-1268 (1)	6559540	6746920	6506595	6316500	6158324	5971310	6376531	4.452
(2)	5963680	6215590	6034815	5939232	5720433	5564644	5906399	3.919
(3)	4934740	5115080	4932440	4846042	4685708	4561506	4845919	4.069
(4)	2331000	2376490	2266220	2179740	2109688	2074731	2222978	5.465
(5)	14880840	15773200	15276145	15031832	14328722	14090915	14896942	4.141
M 11 TOTAL PCB	+++++	+++++	+++++	+++++	+++++	+++++	+++++	+++++ <-
$ 1 TCMX	141917200	144291200	135567300	119121800	115023140	117630650	128925215	10.208
$ 12 DCB	101797200	92503400	95740500	84542960	84178780	80266470	89838218	9.134

Data File: \\CANSVR11\DD\chem\GCS\a2hp10.i\906051C-1.b\044F4401.D
Report Date: 08-Jun-2009 12:48

TestAmerica North Canton

CONTINUING CALIBRATION COMPOUNDS

Instrument ID: a2hp10.i Injection Date: 06-JUN-2009 00:37
Lab File ID: 044F4401.D Init. Cal. Date(s): 05-JUN-2009 06-JUN-2009
Analysis Type: Init. Cal. Times: 13:53 00:22
Lab Sample ID: ICV Quant Type: ESTD
Method: \\CANSVR11\DD\chem\GCS\a2hp10.i\906051C-1.b\PCB10.m

COMPOUND	RRF / AMOUNT	RF1	MIN RRF	%D / %DRIFT	MAX %D / %DRIFT	CURVE TYPE
3 AROCLOR-1016(1)	1371632	1179186	0.010	14.03045	15.00000	Averaged
(2)	2025803	1783172	0.010	11.97701	15.00000	Averaged
(3)	3501081	3194562	0.010	8.75498	15.00000	Averaged
(4)	1702469	1518152	0.010	10.82647	15.00000	Averaged
(5)	1405614	1266092	0.010	9.92604	15.00000	Averaged
8 AROCLOR-1260(1)	4927063	4330999	0.010	12.09776	15.00000	Averaged
(2)	8907371	7921716	0.010	11.06561	15.00000	Averaged
(3)	8557000	7629876	0.010	10.83468	15.00000	Averaged
(4)	11718154	11210308	0.010	4.33384	15.00000	Averaged
(5)	5885384	5677903	0.010	3.52535	15.00000	Averaged

Data File: \\CANSVR11\dd\chem\GCS\a2hp10.i\90618-1.b\002F0201.D
Report Date: 18-Jun-2009 07:48

TestAmerica North Canton

CONTINUING CALIBRATION COMPOUNDS

Instrument ID: a2hp10.i Injection Date: 18-JUN-2009 07:37
Lab File ID: 002F0201.D Init. Cal. Date(s): 05-JUN-2009 08-JUN-2009
Analysis Type: Init. Cal. Times: 13:53 14:24
Lab Sample ID: 1660 Quant Type: ESTD
Method: \\CANSVR11\dd\chem\GCS\a2hp10.i\90618-1.b\PCB10.m

COMPOUND	RRF / AMOUNT	RF0.500	MIN RRF	%D / %DRIFT	MAX %D / %DRIFT	CURVE TYPE
$ 1 TCMX	128925215	125211320	0.010	2.88066	15.00000	Averaged
3 AROCLOR-1016 (1)	1371632	1326980	0.010	3.25540	15.00000	Averaged
(2)	2025803	1946906	0.010	3.89458	15.00000	Averaged
(3)	3501081	3459102	0.010	1.19902	15.00000	Averaged
(4)	1702469	1656974	0.010	2.67231	15.00000	Averaged
(5)	1405614	1367292	0.010	2.72634	15.00000	Averaged
8 AROCLOR-1260 (1)	4927063	4887192	0.010	0.80923	15.00000	Averaged
(2)	8907371	9182808	0.010	-3.09224	15.00000	Averaged
(3)	8557000	8729960	0.010	-2.02128	15.00000	Averaged
(4)	11718154	12030412	0.010	-2.66474	15.00000	Averaged
(5)	5885384	6038420	0.010	-2.60028	15.00000	Averaged
$ 12 DCB	89838218	92064960	0.010	-2.47861	15.00000	Averaged

Data File: \\CANSVR11\dd\chem\GCS\a2hp10.i\90618-1.b\019F1901.D
Report Date: 18-Jun-2009 12:18

TestAmerica North Canton

CONTINUING CALIBRATION COMPOUNDS

Instrument ID: a2hp10.i Injection Date: 18-JUN-2009 12:07
Lab File ID: 019F1901.D Init. Cal. Date(s): 05-JUN-2009 08-JUN-2009
Analysis Type: Init. Cal. Times: 13:53 14:24
Lab Sample ID: G100 Quant Type: ESTD
Method: \\CANSVR11\dd\chem\GCS\a2hp10.i\90618-1.b\PCB10.m

COMPOUND	RRF / AMOUNT	RF0.500	MIN RRF	%D / %DRIFT	MAX %D / %DRIFT	CURVE TYPE
$ 1 TCMX	128925215	124653320	0.010	3.31347	15.00000	Averaged
3 AROCLOR-1016(1)	1371632	1314260	0.010	4.18277	15.00000	Averaged
(2)	2025803	1990156	0.010	1.75962	15.00000	Averaged
(3)	3501081	3522562	0.010	-0.61356	15.00000	Averaged
(4)	1702469	1681370	0.010	1.23933	15.00000	Averaged
(5)	1405614	1390808	0.010	1.05333	15.00000	Averaged
8 AROCLOR-1260(1)	4927063	4996714	0.010	-1.41363	15.00000	Averaged
(2)	8907371	9222780	0.010	-3.54099	15.00000	Averaged
(3)	8557000	8860818	0.010	-3.55053	15.00000	Averaged
(4)	11718154	12306650	0.010	-5.02209	15.00000	Averaged
(5)	5885384	6124050	0.010	-4.05524	15.00000	Averaged
$ 12 DCB	89838218	93719600	0.010	-4.32041	15.00000	Averaged

Data File: \\CANSVR11\dd\chem\GCS\a2hp10.i\90618-1.b\029F2901.D
Report Date: 18-Jun-2009 14:51

TestAmerica North Canton

CONTINUING CALIBRATION COMPOUNDS

Instrument ID: a2hp10.i Injection Date: 18-JUN-2009 14:40
Lab File ID: 029F2901.D Init. Cal. Date(s): 05-JUN-2009 08-JUN-2009
Analysis Type: Init. Cal. Times: 13:53 14:24
Lab Sample ID: G100 Quant Type: ESTD
Method: \\CANSVR11\dd\chem\GCS\a2hp10.i\90618-1.b\PCB10.m

COMPOUND	RRF / AMOUNT	RF0.500	MIN RRF	%D / %DRIFT	MAX %D / %DRIFT	CURVE TYPE
$ 1 TCMX	128925215	127612240	0.010	1.01840	15.00000	Averaged
3 AROCLOR-1016 (1)	1371632	1304242	0.010	4.91314	15.00000	Averaged
(2)	2025803	1965094	0.010	2.99676	15.00000	Averaged
(3)	3501081	3506908	0.010	-0.16644	15.00000	Averaged
(4)	1702469	1678278	0.010	1.42095	15.00000	Averaged
(5)	1405614	1391704	0.010	0.98959	15.00000	Averaged
8 AROCLOR-1260 (1)	4927063	5027350	0.010	-2.03542	15.00000	Averaged
(2)	8907371	9158682	0.010	-2.82139	15.00000	Averaged
(3)	8557000	8721146	0.010	-1.91827	15.00000	Averaged
(4)	11718154	11671316	0.010	0.39970	15.00000	Averaged
(5)	5885384	5787010	0.010	1.67149	15.00000	Averaged
$ 12 DCB	89838218	88596120	0.010	1.38259	15.00000	Averaged

Report Date : 21-May-2009 04:31

TestAmerica North Canton

INITIAL CALIBRATION DATA

Start Cal Date : 19-MAY-2009 17:16
End Cal Date : 20-MAY-2009 04:53
Quant Method : ESTD
Origin : Disabled
Target Version : 4.14
Integrator : Falcon
Method file : \\cansvr11\dd\chem\GCS\a2hp11.i\90519IC-1.b\HP11P65F.m
Last Edit : 20-May-2009 09:02 hassl
Curve Type : Average

Calibration File Names:
Level 1: \\cansvr11\dd\chem\GCS\a2hp11.i\90519IC-1.b\044F4401.D
Level 2: \\cansvr11\dd\chem\GCS\a2hp11.i\90519IC-1.b\045F4501.D
Level 3: \\cansvr11\dd\chem\GCS\a2hp11.i\90519IC-1.b\046F4601.D
Level 4: \\cansvr11\dd\chem\GCS\a2hp11.i\90519IC-1.b\047F4701.D
Level 5: \\cansvr11\dd\chem\GCS\a2hp11.i\90519IC-1.b\048F4801.D
Level 6: \\cansvr11\dd\chem\GCS\a2hp11.i\90519IC-1.b\049F4901.D
Level 7: \\cansvr11\dd\chem\GCS\a2hp11.i\90519IC-1.b\050F5001.D

Compound	0.02500 Level 1	0.05000 Level 2	0.10000 Level 3	0.20000 Level 4	0.50000 Level 5	1.000 Level 6	2.000 Level 7	___ RRF	% RSD
2 AROCLOR-1221(1)	1852960	1753940	1802600	1787270	1766106	1655255	1535522	1736236	6.162
(2)	867480	1115560	1110490	1140870	1091006	1024391	947332	1042447	9.752
(3)	4706480	4690940	4531200	4373250	4292122	3969947	3603172	4309587	9.334
3 AROCLOR-1016(1)	3534760	3826420	3570860	3466605	3217776	2914964	2948439	3354261	10.120
(2)	6329400	6911320	7026990	6113215	5830542	5332432	5268938	6116120	11.408
(3)	11693000	12850700	13639730	13157415	12429382	11749777	12313579	12547655	5.721
(4)	5571000	5220720	6425570	5897950	5510626	5145517	5235385	5572395	8.215
(5)	5835440	6194000	6263630	5948915	5581218	5244614	5212024	5754263	7.376

Report Date : 21-May-2009 04:31

TestAmerica North Canton

INITIAL CALIBRATION DATA

Start Cal Date : 19-MAY-2009 17:16
End Cal Date : 20-MAY-2009 04:53
Quant Method : ESTD
Origin : Disabled
Target Version : 4.14
Integrator : Falcon
Method file : \\cansvr11\dd\chem\GCS\a2hp11.i\90519IC-1.b\HP11P65F.m
Last Edit : 20-May-2009 09:02 hassl
Curve Type : Average

Compound	0.02500 Level 1	0.05000 Level 2	0.10000 Level 3	0.20000 Level 4	0.50000 Level 5	1.000 Level 6	___ RRF	% RSD
	2.000 Level 7							
4 AROCLOR-1232(1)	3727280	3862980	3716130	3535500	3249108	2923074		
	2970113						3426312	11.113
(2)	2335440	2453460	2639710	2597910	2393912	2146648		
	2217541						2397803	7.636
(3)	4133240	4744120	4960210	5274455	4848896	4463211		
	4847055						4753027	7.687
(4)	2041200	2108660	2007240	2390055	2132780	1937358		
	2084584						2100268	6.846
(5)	2045960	2101300	2230720	2154460	1974834	1809488		
	1933265						2035718	7.002
5 AROCLOR-1242(1)	3147360	2830400	2725650	2711260	2483966	2282642		
	2132624						2616272	13.163
(2)	5188440	5366300	5070150	5167165	4687928	4155305		
	3992893						4804026	11.270
(3)	10093880	10755060	10335350	10570665	9824026	9056694		
	8893215						9932699	7.273
(4)	4841680	4892440	4769100	4667845	4309864	3933799		
	3849157						4466269	9.775
(5)	4886480	5020300	4747990	4804750	4430502	4046604		
	3984013						4560091	9.067
6 AROCLOR-1248(1)	1456560	1522640	1453810	1356400	1293880	1589343		
	1163777						1405201	10.303

Report Date : 21-May-2009 04:31

TestAmerica North Canton

INITIAL CALIBRATION DATA

Start Cal Date : 19-MAY-2009 17:16
End Cal Date : 20-MAY-2009 04:53
Quant Method : ESTD
Origin : Disabled
Target Version : 4.14
Integrator : Falcon
Method file : \\cansvr11\dd\chem\GCS\a2hp11.i\90519IC-1.b\HP11P65F.m
Last Edit : 20-May-2009 09:02 hassl
Curve Type : Average

Compound	0.02500 Level 1	0.05000 Level 2	0.10000 Level 3	0.20000 Level 4	0.50000 Level 5	1.000 Level 6	RRF	% RSD
	2.000 Level 7							
(2)	2677520	2690620	2749080	2548825	2477320	3196237		
	2412421						2678860	9.654
(3)	3805120	3781460	3698210	3434395	3320558	4224536		
	3140814						3629299	9.967
(4)	3164080	3253840	3275830	2940155	2976794	3711712		
	2917251						3177095	8.766
(5)	2054880	2202860	2163850	1987580	1961236	2505208		
	1937408						2116146	9.400
7 AROCLOR-1254(1)	3770120	3668140	3470190	3447075	3395272	3261043		
	3055736						3438225	6.961
(2)	4962120	4843820	4583330	4569060	4568924	4349036		
	4101916						4568315	6.299
(3)	6894400	6675320	6491510	6465760	6552762	6347010		
	5833194						6465708	5.091
(4)	4268320	4209260	4152100	4153265	4358770	4252479		
	3838637						4176119	3.956
(5)	3907720	3796680	3685370	3686935	3639996	3569192		
	3172185						3636868	6.392
8 AROCLOR-1260(1)	5156200	5307200	5082100	4839505	4584266	4357417		
	4575218						4843129	7.277
(2)	6812720	7012920	6676590	6415635	6074286	5859436		
	6108253						6422834	6.674

Report Date : 21-May-2009 04:31

TestAmerica North Canton

INITIAL CALIBRATION DATA

Start Cal Date : 19-MAY-2009 17:16
End Cal Date : 20-MAY-2009 04:53
Quant Method : ESTD
Origin : Disabled
Target Version : 4.14
Integrator : Falcon
Method file : \\cansvr11\dd\chem\GCS\a2hp11.i\90519IC-1.b\HP11P65F.m
Last Edit : 20-May-2009 09:02 hassl
Curve Type : Average

Compound	0.02500 Level 1	0.05000 Level 2	0.10000 Level 3	0.20000 Level 4	0.50000 Level 5	1.000 Level 6	2.000 Level 7	___ RRF	% RSD
(3)	5249440	5469460	5271350	5048565	4909012	4751367	5061499	5108670	4.726
(4)	9271240	9969560	9855530	9673675	9222460	8969059	9622485	9512001	3.844
(5)	5046960	5311280	5163850	4945625	4910734	4557757	5055297	4998786	4.730
13 AROCLOR-1262 (1)	4165000	4233120	4200930	4027340	3633480	3613868	3505060	3911257	8.058
(2)	5589880	5633800	5570710	5372920	4937154	4944570	4762011	5258721	6.985
(3)	5687960	5678860	5562290	5419025	5044066	5028899	4907999	5332728	6.230
(4)	10828480	11506380	11456590	11119315	10264658	10676936	10648624	10928712	4.162
(5)	4058200	4206240	4172250	4137275	3849232	3978778	3930390	4047481	3.294
14 AROCLOR-1268 (1)	7406920	6607960	6977530	6423870	6359812	6075032	6147476	6571229	7.237
(2)	25915640	24724300	25030950	22682790	22147794	20958486	21624644	23297801	8.194
(3)	24774400	23522660	24507390	23073575	22803546	21847397	22002637	23218801	4.887

Report Date : 21-May-2009 04:31

TestAmerica North Canton

INITIAL CALIBRATION DATA

Start Cal Date : 19-MAY-2009 17:16
End Cal Date : 20-MAY-2009 04:53
Quant Method : ESTD
Origin : Disabled
Target Version : 4.14
Integrator : Falcon
Method file : \\cansvr11\dd\chem\GCS\a2hp11.i\90519IC-1.b\HP11P65F.m
Last Edit : 20-May-2009 09:02 hassl
Curve Type : Average

Compound	0.02500 Level 1	0.05000 Level 2	0.10000 Level 3	0.20000 Level 4	0.50000 Level 5	1.000 Level 6	2.000 Level 7	___ RRF	% RSD	
(4)	23397560	19856040	19898340	18992260	18122264	17256017	17425846	19278332	10.927	
(5)	62887360	59745860	62168970	58481320	56876192	55571753	57215607	58992437	4.664	
M 15 TOTAL PCB	+++++	+++++	+++++	+++++	+++++	+++++	+++++	+++++	+++++	<-
$ 1 TCMX	119983200	141457200	131519400	136886200	117760920	125205000	124103670	128130799	6.866	
$ 9 DCB	86128800	96165200	88104800	88429100	82833480	77124360	84998400	86254877	6.744	

Data File: \\cansvr11\dd\chem\GCS\a2hp11.i\90617-1.b\021F2101.D
Report Date: 17-Jun-2009 16:28

TestAmerica North Canton

CONTINUING CALIBRATION COMPOUNDS

Instrument ID: a2hp11.i Injection Date: 17-JUN-2009 16:17
Lab File ID: 021F2101.D Init. Cal. Date(s): 19-MAY-2009 20-MAY-2009
Analysis Type: Init. Cal. Times: 17:16 04:53
Lab Sample ID: G100 Quant Type: ESTD
Method: \\cansvr11\dd\chem\GCS\a2hp11.i\90617-1.b\HP11P65F.m

COMPOUND	RRF / AMOUNT	RF0.500	MIN RRF	%D / %DRIFT	MAX %D / %DRIFT	CURVE TYPE	
$ 1 TCMX	128130799	109495280	0.010	14.54414	15.00000	Averaged	
3 AROCLOR-1016 (1)	3354261	2833730	0.010	15.51849	15.00000	Averaged	<-
(2)	6116120	5181142	0.010	15.28710	15.00000	Averaged	<-
(3)	12547655	11433790	0.010	8.87707	15.00000	Averaged	
(4)	5572395	4902192	0.010	12.02721	15.00000	Averaged	
(5)	5754263	5061522	0.010	12.03874	15.00000	Averaged	
8 AROCLOR-1260 (1)	4843129	4213146	0.010	13.00778	15.00000	Averaged	
(2)	6422834	5738798	0.010	10.65007	15.00000	Averaged	
(3)	5108670	4643016	0.010	9.11498	15.00000	Averaged	
(4)	9512001	9170034	0.010	3.59511	15.00000	Averaged	
(5)	4998786	4646838	0.010	7.04067	15.00000	Averaged	
$ 9 DCB	86254877	87780760	0.010	-1.76904	15.00000	Averaged	

Average <15%

Data File: \\cansvr11\dd\chem\GCS\a2hp11.i\90617-1.b\036F3601.D
Report Date: 17-Jun-2009 20:09

TestAmerica North Canton

CONTINUING CALIBRATION COMPOUNDS

Instrument ID: a2hp11.i Injection Date: 17-JUN-2009 19:58
Lab File ID: 036F3601.D Init. Cal. Date(s): 19-MAY-2009 20-MAY-2009
Analysis Type: Init. Cal. Times: 17:16 04:53
Lab Sample ID: G100 Quant Type: ESTD
Method: \\cansvr11\dd\chem\GCS\a2hp11.i\90617-1.b\HP11P65F.m

COMPOUND	RRF / AMOUNT	RF0.500	MIN RRF	%D / %DRIFT	MAX %D / %DRIFT	CURVE TYPE	
$ 1 TCMX	128130799	110247440	0.010	13.95711	15.00000	Averaged	
3 AROCLOR-1016 (1)	3354261	2850388	0.010	15.02187	15.00000	Averaged	<-
(2)	6116120	5205246	0.010	14.89300	15.00000	Averaged	
(3)	12547655	11600120	0.010	7.55149	15.00000	Averaged	
(4)	5572395	4983864	0.010	10.56155	15.00000	Averaged	
(5)	5754263	5128284	0.010	10.87853	15.00000	Averaged	
8 AROCLOR-1260 (1)	4843129	4261172	0.010	12.01614	15.00000	Averaged	
(2)	6422834	5770812	0.010	10.15163	15.00000	Averaged	
(3)	5108670	4681860	0.010	8.35463	15.00000	Averaged	
(4)	9512001	9183648	0.010	3.45199	15.00000	Averaged	
(5)	4998786	4601312	0.010	7.95141	15.00000	Averaged	
$ 9 DCB	86254877	85903080	0.010	0.40786	15.00000	Averaged	

Average < 15%

FORM 8
SEMIVOLATILE ANALYTICAL SEQUENCE

Lab Name: NORTH CANTON Contract:

Lab Code: TALCAN Case No.: SAS No.: SDG No.: 9F15107

GC Column: RESTEK PEST CLPI ID: 0.53 (mm) Init. Calib. Date(s): 06/05/09 06/08/09

Instrument ID: A2HP10

THE ANALYTICAL SEQUENCE OF PERFORMANCE EVALUATION MIXTURES, BLANKS, SAMPLES, AND STANDARDS IS GIVEN BELOW:

MEAN SURROGATE RT FROM INITIAL CALIBRATION
S1 : 1.21 S2 : 6.78

	CLIENT SAMPLE NO.	LAB SAMPLE ID	DATE ANALYZED	TIME ANALYZED	S1 RT	#	S2 RT	#
01		1660	06/18/09	0737	1.21		6.79	
02	ILSD-23	LEXN61AC	06/18/09	0905	1.21		6.79	
03	ILSD-9	LEXPC1AC	06/18/09	0920	1.21		6.79	
04	ILSD-24	LEXPD1AC	06/18/09	0936	1.21		6.79	
05	MHSD-2	LEXPN1AN	06/18/09	0951	1.21		6.79	
06	MWSD-2D	LEXQQ1AF	06/18/09	1121	1.21		6.79	
07	LE200BLK	LE2001AA	06/18/09	1136	1.21		6.79	
08	LE200CHK	LE2001AC	06/18/09	1151	1.21		6.79	
09		G100	06/18/09	1207	1.21		6.79	
10	MHSD-3	LEXPP1AM	06/18/09	1222	1.21		6.79	
11	MHSD-3 MS	LEXPP1AN	06/18/09	1237	1.21		6.79	
12	MHSD-3 MSD	LEXPP1AP	06/18/09	1253	1.21		6.79	
13	ILSD-17	LEXP71AF	06/18/09	1308	1.21		6.79	
14		G100	06/18/09	1440	1.21		6.79	
15								
16								
17								
18								
19								
20								
21								
22								
23								
24								
25								
26								
27								
28								
29								
30								
31								
32								

QC LIMITS

S1 = TCMX (+/- 0.10 MINUTES)
S2 = DCB (+/- 0.10 MINUTES)

Column used to flag retention time values with an asterisk.
* Values outside of QC limits.

FORM 8
SEMIVOLATILE ANALYTICAL SEQUENCE

Lab Name: NORTH CANTON Contract:

Lab Code: TALCAN Case No.: SAS No.: SDG No.: 9F15107

GC Column: RESTEK PEST CLPI ID: 0.53 (mm) Init. Calib. Date(s): 05/19/09 05/20/09

Instrument ID: A2HP11

THE ANALYTICAL SEQUENCE OF PERFORMANCE EVALUATION MIXTURES, BLANKS, SAMPLES, AND STANDARDS IS GIVEN BELOW:

	MEAN SURROGATE RT FROM INITIAL CALIBRATION S1 : 2.15 S2 : 7.63					
	CLIENT SAMPLE NO.	LAB SAMPLE ID	DATE ANALYZED	TIME ANALYZED	S1 RT #	S2 RT #
01		G100	06/17/09	1617	2.16	7.63
02	RB061209	LEXP81A0	06/17/09	1900	2.16	7.63
03	LE1VRBLK	LE1VR1AA	06/17/09	1914	2.16	7.63
04	LE1VRCHK	LE1VR1AC	06/17/09	1929	2.16	7.63
05	LE1VRCKDUP	LE1VR1AD	06/17/09	1943	2.16	7.63
06		G100	06/17/09	1958	2.15	7.63
07						
08						
09						
10						
11						
12						
13						
14						
15						
16						
17						
18						
19						
20						
21						
22						
23						
24						
25						
26						
27						
28						
29						
30						
31						
32						

QC LIMITS

S1 = TCMX (+/- 0.10 MINUTES)
S2 = DCB (+/- 0.10 MINUTES)

Column used to flag retention time values with an asterisk.
* Values outside of QC limits.

SW846 8151A METHOD BLANK SUMMARY

BLANK WORKORDER NO.: LE5Q61AA

Lab Name: TestAmerica Laboratories, Inc.

Lab Code: TALCAN

SDG Number:9F15107

Lab File ID: 014F1401.

Lot Number: A9F150107

Matrix: SOLID

Extraction Method: 1311/8150B

Date Extracted: 06/18/09

Date Analyzed(1): 06/23/09

Date Analyzed(2): N/A

Time Analyzed(1): 14:23

Time Analyzed(2): N/A

Instrument ID(1): P1

Instrument ID(2): N/A

GC Column(1): N/A ID: N/A GC Column(2): N/A ID: N/A

THIS METHOD BLANK APPLIES TO THE FOLLOWING SAMPLES, MS, AND MSD:

	CLIENT ID.	SAMPLE WORK ORDER #	DATE ANALYZED(1)	DATE ANALYZED(2)
01	ILSD-24	LEXPD1A8	06/23/09	N/A
02	MHSD-2	LEXPN1AK	06/23/09	N/A
03	CHECK SAMPLE	LE5Q61AC C	06/23/09	N/A
04	DUPLICATE CHECK	LE5Q61AD L	06/23/09	N/A
05				
06				
07				
08				
09				
10				
11				
12				
13				
14				
15				
16				
17				
18				
19				
20				

COMMENTS:

METHOD BLANK REPORT

TCLP GC Semivolatiles

Client Lot #...: 9F15107	**Work Order #...:** LE5Q61AA	**Matrix.....:** SOLID
MB Lot-Sample #: A9F180000-030		
Leach Date.....: 06/17/09	**Prep Date.....:** 06/18/09	**Analysis Date..:** 06/23/09
Leach Batch #..: P916805	**Prep Batch #...:** 9169030	**Final Wgt/Vol..:** 10 mL
Dilution Factor: 1	**Initial Wgt/Vol:** 100 mL	

PARAMETER	RESULT	REPORTING LIMIT	UNITS	METHOD
2,4-D	ND	0.50	mg/L	SW846 8151A
2,4,5-TP (Silvex)	ND	0.10	mg/L	SW846 8151A

SURROGATE	PERCENT RECOVERY	RECOVERY LIMITS
2,4-Dichlorophenylacetic acid	82	(37 - 116)

NOTE(S):

Calculations are performed before rounding to avoid round-off errors in calculated results.

LABORATORY CONTROL SAMPLE EVALUATION REPORT

GC Semivolatiles

Client Lot #...: 9F15107 **Work Order #...:** LE5Q61AC-LCS **Matrix.....:** SOLID
LCS Lot-Sample#: A9F180000-030 LE5Q61AD-LCSD
Prep Date.....: 06/18/09 **Analysis Date..:** 06/23/09
Prep Batch #...: 9169030
Dilution Factor: 1 **Final Wgt/Vol..:** 10 mL
Initial Wgt/Vol: 100 mL

PARAMETER	PERCENT RECOVERY	RECOVERY LIMITS	RPD	RPD LIMITS	METHOD
2,4-D	75	**(35 - 136)**			**SW846 8151A**
	81	**(35 - 136)**	**6.6**	**(0-50)**	**SW846 8151A**
2,4,5-TP (Silvex)	80	**(46 - 112)**			**SW846 8151A**
	84	**(46 - 112)**	**5.0**	**(0-63)**	**SW846 8151A**

SURROGATE	PERCENT RECOVERY	RECOVERY LIMITS
2,4-Dichlorophenylacetic acid	76	(37 - 116)
	77	(37 - 116)

NOTE(S):

Calculations are performed before rounding to avoid round-off errors in calculated results.

Bold print denotes control parameters

LABORATORY CONTROL SAMPLE DATA REPORT

GC Semivolatiles

Client Lot #...: 9F15107 **Work Order #...:** LE5Q61AC-LCS **Matrix.....:** SOLID
LCS Lot-Sample#: A9F180000-030 LE5Q61AD-LCSD
Prep Date.....: 06/18/09 **Analysis Date..:** 06/23/09
Prep Batch #...: 9169030
Dilution Factor: 1 **Final Wgt/Vol..:** 10 mL
Initial Wgt/Vol: 100 mL

PARAMETER	SPIKE AMOUNT	MEASURED AMOUNT	UNITS	PERCENT RECOVERY	RPD	METHOD
2,4-D	0.020	0.015	mg/L	75		SW846 8151A
	0.020	0.016	mg/L	81	6.6	SW846 8151A
2,4,5-TP (Silvex)	0.0050	0.0040	mg/L	80		SW846 8151A
	0.0050	0.0042	mg/L	84	5.0	SW846 8151A

SURROGATE	PERCENT RECOVERY	RECOVERY LIMITS
2,4-Dichlorophenylacetic acid	76	(37 - 116)
	77	(37 - 116)

NOTE(S):

Calculations are performed before rounding to avoid round-off errors in calculated results.

Bold print denotes control parameters

SW846 8151A SURROGATE RECOVERY

Lab Name: TestAmerica Laboratories, Inc. Client: Tetra Tech NUS, Inc

Lab Code: TALCAN SDG No: 9F15107

Lot #: A9F150107

Extraction: XXA64QS01

	CLIENT ID.	SRG01	TOT OUT
01	ILSD-24	85	00
02	MHSD-2	82	00
03	METHOD BLK. LE5Q61AA	82	00
04	LCS LE5Q61AC	76	00
05	LCSD LE5Q61AD	77	00

SURROGATES		QC LIMITS
SRG01	= 2,4-Dichlorophenylacetic acid	(37-116)

\# Column to be used to flag recovery values
* Values outside of required QC Limits
D System monitoring Compound diluted out

FORM II

TestAmerica North Canton

INITIAL CALIBRATION DATA

Start Cal Date : 29-MAY-2009 07:07
End Cal Date : 29-MAY-2009 08:55
Quant Method : ESTD
Origin : None
Target Version : 4.14
Integrator : Falcon
Method file : \\cansvr11\dd\chem\GCS\a2hp1.i\90529IC-1.b\HERB.m
Last Edit : 29-May-2009 18:34 lawrencer
Curve Type : Average

Calibration File Names:
Level 1: \\cansvr11\dd\chem\GCS\a2hp1.i\90529IC-1.b\003F0301.D
Level 2: \\cansvr11\dd\chem\GCS\a2hp1.i\90529IC-1.b\004F0401.D
Level 3: \\cansvr11\dd\chem\GCS\a2hp1.i\90529IC-1.b\005F0501.D
Level 4: \\cansvr11\dd\chem\GCS\a2hp1.i\90529IC-1.b\006F0601.D
Level 5: \\cansvr11\dd\chem\GCS\a2hp1.i\90529IC-1.b\007F0701.D
Level 6: \\cansvr11\dd\chem\GCS\a2hp1.i\90529IC-1.b\008F0801.D

Compound	0.01000 Level 1	0.02000 Level 2	0.04000 Level 3	0.08000 Level 4	0.16000 Level 5	0.32000 Level 6	___ RRF	% RSD	
1 Dalapon	39001700	37562400	32124825	32207613	30712688	28195081	33300718	12.454	
3 Dicamba	52248800	51874900	44990750	46750238	47675675	40936322	47412781	9.028	
4 MCPP	36601	39024	32688	32377	31637	25919	33041	13.651	
5 MCPA	95345	99390	82754	82641	79491	63510	83855	15.169	
6 Dichloroprop	23578450	23349875	19631550	19686956	20452238	16381680	20513458	13.076	
7 2,4 D	9947100	10155200	8799700	9351744	10073375	8427805	9459154	7.638	
8 Pentachlorophenol	*****	*****	*****	*****	*****	*****	*****	*****	<-
9 2,4,5 TP (Silvex)	127709400	130521300	115013300	125144775	137316813	115062794	125128064	7.039	
10 2,4,5 -T	105754400	111301000	96540150	106100850	120312838	101931931	106990195	7.630	
11 2,4 DB	10081350	11092375	9551300	10623975	11928594	10653914	10655251	7.695	
12 Dinoseb	32358333	31953500	26868083	28651333	30505146	25084135	29236755	9.905	
13 Picloram	*****	*****	*****	*****	*****	*****	*****	*****	<-
$ 2 DCAA -	12513400	12124125	10023688	10010488	10060459	8511094	10540542	14.261	

TestAmerica North Canton

INITIAL CALIBRATION DATA

Start Cal Date : 29-MAY-2009 07:07
End Cal Date : 29-MAY-2009 08:55
Quant Method : ESTD
Origin : None
Target Version : 4.14
Integrator : Falcon
Method file : \\cansvr11\dd\chem\GCS\a2hp1.i\90529IC-1.b\HERB.m\HERBR.m
Last Edit : 29-May-2009 18:34 lawrencer
Curve Type : Average

Calibration File Names:
Level 1: \\cansvr11\dd\chem\GCS\a2hp1.i\90529IC-1.b\90529IC-1.b\003F0301.D
Level 2: \\cansvr11\dd\chem\GCS\a2hp1.i\90529IC-1.b\90529IC-1.b\004F0401.D
Level 3: \\cansvr11\dd\chem\GCS\a2hp1.i\90529IC-1.b\90529IC-1.b\005F0501.D
Level 4: \\cansvr11\dd\chem\GCS\a2hp1.i\90529IC-1.b\90529IC-1.b\006F0601.D
Level 5: \\cansvr11\dd\chem\GCS\a2hp1.i\90529IC-1.b\90529IC-1.b\007F0701.D
Level 6: \\cansvr11\dd\chem\GCS\a2hp1.i\90529IC-1.b\90529IC-1.b\008F0801.D

Compound	0.01000 Level 1	0.02000 Level 2	0.04000 Level 3	0.08000 Level 4	0.16000 Level 5	0.32000 Level 6	RRF	% RSD	
1 Dalapon	22263000	21690250	18544025	19029913	18030025	16712169	19378230	11.166	
3 Dicamba	49922900	50119050	42799900	44455475	45764881	38650516	45285454	9.675	
4 MCPP	27739	31001	27846	29575	31245	26788	29032	6.386	
5 MCPA	45071	46264	39213	40256	41815	35412	41339	9.629	
6 Dichloroprop	22613400	22435025	18973663	19423225	19799778	16621825	19977819	11.325	
7 2,4 D	25030400	25605675	22790763	23379338	24189213	20035241	23505105	8.460	
8 Pentachlorophenol	*****	*****	*****	*****	*****	*****	*****	*****	<-
9 2,4,5 TP (Silvex)	48995000	50205400	44062950	47217550	51260413	42690713	47405338	7.226	
10 2,4,5 -T	103553200	107695700	96824850	107732525	118808150	101666525	106046825	7.042	
11 2,4 DB	10981200	11848325	9918825	10533825	11868231	10350448	10916809	7.374	
12 Dinoseb	83808333	88223167	76089250	81693333	86997958	72667760	81579967	7.517	
13 Picloram	*****	*****	*****	*****	*****	*****	*****	*****	<-
$ 2 DCAA	12282500	12019025	9998425	10152863	10450022	8964097	10644489	11.952	

TestAmerica North Canton

CONTINUING CALIBRATION COMPOUNDS

Instrument ID: a2hp1.i Injection Date: 23-JUN-2009 10:23
Lab File ID: 003F0301.D Init. Cal. Date(s): 29-MAY-2009 05-JUN-2009
Analysis Type: Init. Cal. Times: 07:07 16:23
Lab Sample ID: HERB3 Quant Type: ESTD
Method: \\cansvr11\dd\chem\GCS\a2hp1.i\90623-1.b\HERB.m

COMPOUND	RRF / AMOUNT	RF0.040	MIN RRF	%D / %DRIFT	MAX %D / %DRIFT	CURVE TYPE	
1 Dalapon	33300718	36286350	0.010	-8.96567	15.00000	Averaged	
$ 2 DCAA	10540542	10635750	0.010	-0.90325	15.00000	Averaged	
3 Dicamba	47412781	47782225	0.010	-0.77921	15.00000	Averaged	
4 MCPP	33041	34816	0.010	-5.37287	15.00000	Averaged	
5 MCPA	83855	90955	0.010	-8.46655	15.00000	Averaged	
6 Dichloroprop	20513458	21244600	0.010	-3.56421	15.00000	Averaged	
7 2,4 D	9459154	9651163	0.010	-2.02987	15.00000	Averaged	
9 2,4,5 TP (Silvex)	125128064	125999050	0.010	-0.69608	15.00000	Averaged	
10 2,4,5 -T	106990195	114686050	0.010	-7.19305	15.00000	Averaged	
11 2,4 DB	10655251	12558625	0.010	-17.86325	15.00000	Averaged	<-
12 Dinoseb	29236755	30343250	0.010	-3.78460	15.00000	Averaged	

Average %D / Drift Results.

Calculated Average %D/Drift = 5.41987
Maximun Average %D/Drift = 15.00000
* Passed Average %D/Drift Test.

TestAmerica North Canton

CONTINUING CALIBRATION COMPOUNDS

Instrument ID: a2hp1.i Injection Date: 23-JUN-2009 15:28
Lab File ID: 017F1701.D Init. Cal. Date(s): 29-MAY-2009 05-JUN-2009
Analysis Type: Init. Cal. Times: 07:07 16:23
Lab Sample ID: HERB3 Quant Type: ESTD
Method: \\cansvr11\dd\chem\GCS\a2hp1.i\90623-1.b\HERB.m

COMPOUND	RRF / AMOUNT	RF0.040	MIN RRF	%D / %DRIFT	MAX %D / %DRIFT	CURVE TYPE
1 Dalapon	33300718	37160075	0.010	-11.58941	15.00000	Averaged
$ 2 DCAA	10540542	10728150	0.010	-1.77987	15.00000	Averaged
3 Dicamba	47412781	47478925	0.010	-0.13951	15.00000	Averaged
4 MCPP	33041	33937	0.010	-2.71292	15.00000	Averaged
5 MCPA	83855	87649	0.010	-4.52360	15.00000	Averaged
6 Dichloroprop	20513458	20865138	0.010	-1.71438	15.00000	Averaged
7 2,4 D	9459154	10142250	0.010	-7.22153	15.00000	Averaged
9 2,4,5 TP (Silvex)	125128064	120716800	0.010	3.52540	15.00000	Averaged
10 2,4,5 -T	106990195	110402850	0.010	-3.18969	15.00000	Averaged
11 2,4 DB	10655251	12194463	0.010	-14.44556	15.00000	Averaged
12 Dinoseb	29236755	29719250	0.010	-1.65030	15.00000	Averaged

Average %D / Drift Results.

Calculated Average %D/Drift = 4.77202
Maximun Average %D/Drift = 15.00000
* Passed Average %D/Drift Test.

TestAmerica North Canton

CONTINUING CALIBRATION COMPOUNDS

Instrument ID: a2hp1.i Injection Date: 23-JUN-2009 10:23
Lab File ID: 003F0301.D Init. Cal. Date(s): 29-MAY-2009 05-JUN-2009
Analysis Type: Init. Cal. Times: 07:07 16:23
Lab Sample ID: HERB3 Quant Type: ESTD
Method: \\cansvr11\dd\chem\GCS\a2hp1.i\90623-1.b\HERB.m\HERBR.m

COMPOUND	RRF / AMOUNT	RF0.040	MIN RRF	%D / %DRIFT	MAX %D / %DRIFT	CURVE TYPE	
1 Dalapon	19378230	21279375	0.010	-9.81072	15.00000	Averaged	
$ 2 DCAA	10644489	10835075	0.010	-1.79047	15.00000	Averaged	
3 Dicamba	45285454	45960375	0.010	-1.49037	15.00000	Averaged	
4 MCPP	29032	30680	0.010	-5.67578	15.00000	Averaged	
5 MCPA	41339	44176	0.010	-6.86494	15.00000	Averaged	
6 Dichloroprop	19977819	20566863	0.010	-2.94849	15.00000	Averaged	
7 2,4 D	23505105	26222200	0.010	-11.55960	15.00000	Averaged	
9 2,4,5 TP (Silvex)	47405338	48212550	0.010	-1.70279	15.00000	Averaged	
10 2,4,5 -T	106046825	116902600	0.010	-10.23678	15.00000	Averaged	
11 2,4 DB	10916809	12864738	0.010	-17.84339	15.00000	Averaged	<-
12 Dinoseb	81579967	87904167	0.010	-7.75215	15.00000	Averaged	

Average %D / Drift Results.

Calculated Average %D/Drift = 7.06141
Maximun Average %D/Drift = 15.00000
* Passed Average %D/Drift Test.

TestAmerica North Canton

CONTINUING CALIBRATION COMPOUNDS

Instrument ID: a2hp1.i Injection Date: 23-JUN-2009 15:28
Lab File ID: 017F1701.D Init. Cal. Date(s): 29-MAY-2009 05-JUN-2009
Analysis Type: Init. Cal. Times: 07:07 16:23
Lab Sample ID: HERB3 Quant Type: ESTD
Method: \\cansvr11\dd\chem\GCS\a2hp1.i\90623-1.b\HERB.m\HERBR.m

COMPOUND	RRF / AMOUNT	RF0.040	MIN RRF	%D / %DRIFT	MAX %D / %DRIFT	CURVE TYPE	
1 Dalapon	19378230	22288350	0.010	-15.01747	15.00000	Averaged	<-
$ 2 DCAA	10644489	11150413	0.010	-4.75292	15.00000	Averaged	
3 Dicamba	45285454	46326650	0.010	-2.29918	15.00000	Averaged	
4 MCPP	29032	30216	0.010	-4.07627	15.00000	Averaged	
5 MCPA	41339	43752	0.010	-5.83836	15.00000	Averaged	
6 Dichloroprop	19977819	20525525	0.010	-2.74157	15.00000	Averaged	
7 2,4 D	23505105	24760500	0.010	-5.34095	15.00000	Averaged	
9 2,4,5 TP (Silvex)	47405338	48304900	0.010	-1.89760	15.00000	Averaged	
10 2,4,5 -T	106046825	108066500	0.010	-1.90451	15.00000	Averaged	
11 2,4 DB	10916809	12533463	0.010	-14.80885	15.00000	Averaged	
12 Dinoseb	81579967	85026083	0.010	-4.22422	15.00000	Averaged	

Average %D / Drift Results.

Calculated Average %D/Drift = 5.71835
Maximun Average %D/Drift = 15.00000
* Passed Average %D/Drift Test.

FORM 8
HERBICIDE ANALYTICAL SEQUENCE

Lab Name: NORTH CANTON Contract:

Lab Code: TALCAN Case No.: SAS No.: SDG No.: 9F15107

GC Column: CLPII ID: 0.53 (mm) Init. Calib. Date(s): 05/29/09 06/05/09

Instrument ID: A2HP1

THE ANALYTICAL SEQUENCE OF PERFORMANCE EVALUATION MIXTURES, BLANKS, SAMPLES, AND STANDARDS IS GIVEN BELOW:

MEAN SURROGATE RT FROM INITIAL CALIBRATION
S1 : 6.46

	CLIENT SAMPLE NO.	LAB SAMPLE ID	DATE ANALYZED	TIME ANALYZED	S1 RT	#	RT	#
01		HERB3	06/23/09	1023	6.47			
02	ILSD-24	LEXPD1A8	06/23/09	1339	6.47			
03	MHSD-2	LEXPN1AK	06/23/09	1401	6.47			
04	LE5Q6BLK	LE5Q61AA	06/23/09	1423	6.47			
05	LE5Q6CHK	LE5Q61AC	06/23/09	1445	6.47			
06	LE5Q6CKDUP	LE5Q61AD	06/23/09	1506	6.47			
07		HERB3	06/23/09	1528	6.46			
08								
09								
10								
11								
12								
13								
14								
15								
16								
17								
18								
19								
20								
21								
22								
23								
24								
25								
26								
27								
28								
29								
30								
31								
32								

QC LIMITS
S1 = DCAA (+/- 0.02 MINUTES)

Column used to flag retention time values with an asterisk.
* Values outside of QC limits.

Tetra Tech NUS **INTERNAL CORRESPONDENCE**

TO:	**D. MURALI**	**DATE:**	**JULY 28, 2009**
FROM:	**LEANNE M. GANSER**	**COPIES:**	**DV FILE**

SUBJECT: **INORGANIC DATA VALIDATION – TOTAL METALS, TCLP METALS, CORROSIVITY, CYANIDE, FLASHPOINT, AND REACTIVE SULFIDE**
LOCKHEED MARTIN
SAMPLE DELIVERY GROUP (SDG) – 9F15107

SAMPLES: 8/Sediment/

ILSD-17	ILSD-23	ILSD-24	ILSD-9
MHSD-2	MHSD-2D	MHSD-3	RB061209

Overview

The sample set for Lockheed Martin, SDG 9F15107 consists of seven (7) sediment environmental samples and one (1) rinsate blank. One field duplicate pair was included within this SDG: MHSD-2 / MHSD-2D.

All environmental samples were analyzed for nineteen total metals. Samples ILSD-24 and MHSD-2 were also analyzed for eight TCLP metals, corrosivity, cyanide, flashpoint, and reactive sulfide. The samples were collected by Tetra Tech NUS on June 12, 2009 and analyzed by Test America. All analyses were conducted in accordance with SW-846 methods 6010B for metals, 7471A for mercury, 9045C for corrosivity, 9012A for cyanide, 1010 for flashpoint, and 9030B/9034 for sulfides.

The inorganic data contained in this SDG were validated with regard to the following parameters: The data review was based on data completeness, holding times, ICP/MS tune, calibration data, laboratory method/preparation blanks, interference check sample (ICS) results, laboratory control sample (LCS) results, laboratory duplicate results, matrix spike results, ICP serial dilution results, ICP/MS internal standard recoveries, field duplicate results, detection limits and analyte quantitation.

Areas of concern with respect to data quality are listed below.

Major Problems -None.

Minor Problems

- The contract required detection limit (CRDL) percent recoveries for total beryllium, nickel, silver, thallium, and zinc were outside the quality control limits of 90 to 110 % affecting sample RB061209. The positive result for total thallium was qualified as biased low, "L". The positive result <2X CRDL for total zinc was qualified as biased high, "K". Qualifications were not necessary for total beryllium, nickel, and silver as the results were nondetected.

  The contract required detection limit (CRDL) percent recoveries for total barium, iron, silver, and vanadium were outside the quality control limits of 90 to 110 % affecting all samples, except MHSD-2D and RB061209. The positive results <2X CRDL for total silver were

qualified as biased high, "K". Total silver was qualified as estimated, "J" in sample MHSD-2D due to conflicting noncompliances. Qualifications were not necessary for positive results for total barium, vanadium, and iron as the results were >2X CRDL.

- The contract required detection limit (CRDL) percent recoveries for total iron, nickel, selenium, and zinc were >110% quality control limit affecting sample MHSD-2D. The positive result <2X CRDL for selenium was qualified as estimated, "J", due to conflicting noncompliances. Qualifications were not necessary for positive results for total iron, nickel, and zinc as the results were >2X CRDL.

- The following contaminants were detected in the laboratory method/preparation blanks at the following maximum concentrations:

Affecting total metal analysis:

Analyte	Maximum Concentration	Action Level
Antimony(1)	0.19 ug/L	0.095 mg/kg
Antimony(2)	0.13 ug/L	0.065 mg/kg
Barium(3)	0.13 mg/kg	0.65 mg/kg
Beryllium(1)	0.073 ug/L	0.0365 mg/kg
Beryllium(2)	0.075 ug/L	0.0375 mg/kg
Cadmium(1)	0.077 ug/L	0.0385 mg/kg
Cadmium(2)	0.066 ug/L	0.033 mg/kg
Chromium(3)	0.076 mg/kg	0.38 mg/kg
Cobalt(1)	0.094 ug/L	0.047 mg/kg
Cobalt(2)	0.078 ug/L	0.039 mg/kg
Copper(3)	0.15 mg/kg	0.75 mg/kg
Iron(1)	37.5 ug/L	18.75 mg/kg
Iron(2, 3)	3.4 mg/kg	17 mg/kg
Lead(1)	0.14 ug/L	0.07 mg/kg
Lead(2)	0.26 ug/L	0.13 mg/kg
Manganese(3)	0.10 mg/kg	0.5 mg/kg
Molybdenum(1)	0.76 ug/L	0.38 mg/kg
Molybdenum(2)	0.32 ug/L	0.16 mg/kg
Nickel(3)	0.04 mg/kg	0.2 mg/kg
Silver(1)	0.07 ug/L	0.035 mg/kg
Silver(2)	0.093 ug/L	0.0465 mg/kg
Thallium(1)	0.2 ug/L	0.1 mg/kg
Thallium(2)	0.23 ug/L	0.115 mg/kg
Zinc(3)	0.81 mg/kg	4.05 mg/kg

Affecting TCLP metal analysis:

Analyte	Maximum Concentration	Action Level
Barium(3)	0.0039 mg/L	0.195 mg/L
Selenium	5.3 ug/L	0.0265 mg/L

(1) Affecting all samples, except MHSD-2D
(2) Affecting sample MHSD-2D
(3) Maximum concentration present in a preparation blank.

An action level of 5X the maximum contaminant level has been used to evaluate sample data for blank contamination. Sample aliquot, percent solids and dilution factors, if applicable, were taken into consideration when evaluating for blank contamination. Positive results less

than the blank action level reported for barium, molybdenum, selenium, and thallium were qualified "B" as a result of laboratory blank contamination.

- For total metal analysis, the interfering analyte iron was present in samples ILSD-17, ILSD-23, ILSD-9, MHSD-2, and MHSD-3 at a concentration that was comparable to the level of iron in the Interference Check Sample (ICS) solution. Several analytes, namely, antimony, arsenic barium, cadmium, chromium, copper, lead, manganese, nickel, and zinc were present in the ICS solution at a concentration that exceeded the absolute value of the Instrument Detection Limit (IDL). Interference effects exist for cadmium in sample MHSD-2. The positive result for cadmium in sample MHSD-2 was qualified as estimated, "J", due to conflicting noncompliances.

- For total metal analysis, the interfering analyte iron was present in sample MHSD-2D at a concentration that was comparable to the level of iron in the Interference Check Sample (ICS) solution. Several analytes, namely, antimony, arsenic barium, cadmium, chromium, copper, lead, manganese, nickel, and silver were present in the ICS solution at a concentration that exceeded the absolute value of the Instrument Detection Limit (IDL). Interference effects exist for cadmium and silver in sample MHSD-2D. The positive result for cadmium and silver in sample MHSD-2D were qualified as estimated, "J", due to conflicting noncompliances.

- For total metal analysis, the laboratory control sample (LCS) percent recovery for selenium was <80% quality control limit. The positive results reported for selenium were qualified as biased low, "L" in all samples, except RB061209. Selenium was qualified as estimated, "J" in sample MHSD-2D due to conflicting noncompliances.

- For total metal analysis, the matrix spike (MS) percent recoveries for antimony, selenium, and vanadium were < 75% quality control limits. The positive results reported for antimony, selenium, and vanadium were qualified as biased low, "L" in all samples, except RB061209. Antimony, selenium, and vanadium were qualified as estimated, "J" in samples MHSD-2 and MHSD-2D due to conflicting noncompliances.

- Field duplicate imprecision was noted for chromium, manganese, and vanadium in sample pair MHSD-2 / MHSD-2D. Positive results for chromium, manganese, and vanadium were qualified as estimated, "J", only in the field duplicate pair as these samples contained < 30% solids and may not be representative of the other sediment samples analyzed, which contained >30% solids.

- Samples MHSD-2 and MHSD-2D contained less than 30% solids. Results in samples MHSD-2 and MHSD-2D were qualified as estimated, "J" and "UJ" for positive and nondetected results, respectively.

Notes

The rinsate blank was not qualified for contamination present in the laboratory blanks.

Executive Summary

Laboratory Performance: The CRDL percent recoveries were outside of quality control limits for several metals. Several contaminants were blank in the laboratory method/preparation blanks. The interfering analyte iron was present in several samples. LCS percent recovery for selenium was outside of quality control limits.

Other Factors Affecting Data Quality: MS percent recoveries for antimony, selenium, and vanadium were outside of quality control limits. Field duplicate imprecision was noted for

chromium, manganese, and vanadium in sample pair MHSD-2 / MHSD-2D. Percent solids were less than 30 percent in samples MHSD-2 and MHSD-2D.

The data for these analyses were reviewed with reference to the Region III modifications to the "National Functional Guidelines for Inorganic Data Validation", April 1993. The text of this report has been formulated to address only those problem areas affecting data quality.

Tetra Tech NUS
Leanne M. Ganser
Environmental Scientist

Tetra Tech NUS
Joseph A. Samchuck
Quality Assurance Officer

Attachments:

1. Appendix A - Qualified Analytical Results
2. Appendix B - Results as reported by the Laboratory
3. Appendix C - Support Documentation

APPENDIX A
QUALIFIED ANALYTICAL RESULTS

Data Validation Qualifier Codes:

A = Lab Blank Contamination
B = Field Blank Contamination
C = Calibration Noncompliance (e.g. % RSDs, %Ds, ICVs, CCVs, RRFs, etc.)
C01 = GC/MS Tuning Noncompliance
D = MS/MSD Recovery Noncompliance
E = LCS/LCSD Recovery Noncompliance
F = Lab Duplicate Imprecision
G = Field Duplicate Imprecision
H = Holding Time Exceedance
I = ICP Serial Dilution Noncompliance
J = GFAA PDS-GFAA MSA's r < 0.995 / ICP PDS Recovery Noncompliance
K = ICP Interference - includes ICS % R Noncompliance
L = Instrument Calibration Range Exceedance
M = Sample Preservation Noncompliance
N = Internal Standard Noncompliance
N01 = Internal Standard Recovery Noncompliance Dioxins
N02 = Recovery Standard Noncompliance Dioxins
N03 = Clean-up Standard Noncompliance Dioxins
O = Poor Instrument Performance (e.g. base-line drifting)
P = Uncertainty near detection limit (< 2 x IDL for inorganics and <CRQL for organics)
Q = Other problems (can encompass a number of issues; e.g. chromatography,interferences, etc.)
R = Surrogates Recovery Noncompliance
S = Pesticide/PCB Resolution
T = % Breakdown Noncompliance for DDT and Endrin
U = % Difference between columns/detectors >25% for positive results determined via GC/HPLC
V = Non-linear calibrations; correlation coefficient r < 0.995
W = EMPC result
X = Signal to noise response drop
Y = Percent solids <30%
Z = Uncertainty at 2 sigma deviation is greater than sample activity

PROJ_NO: 02135	NSAMPLE	ILSD-17			ILSD-23			ILSD-24			ILSD-9		
SDG: 9F15107	LAB_ID	A9F150107006			A9F150107001			A9F150107003			A9F150107002		
FRACTION: M	SAMP_DATE	6/12/2009			6/12/2009			6/12/2009			6/12/2009		
MEDIA: SEDIMENT	QC_TYPE	NM			NM			NM			NM		
	UNITS	MG/KG			MG/KG			MG/KG			MG/KG		
	PCT_SOLIDS	55.0			72.0			80.0			67.0		
	DUP_OF												
PARAMETER		RESULT	VQL	QLCD	RESULT	VQL	QLCD	RESULT	VQL	QLCD	RESULT	VQL	QLCD
ANTIMONY		7.6	L	D	1	L	D	0.64	L	D	0.42	L	D
ARSENIC		9.3			3.3			1.6			2.6		
BARIUM		127			113			193			91.5		
BERYLLIUM		2.7			1.3			1.8			1.1		
CADMIUM		5.3			3.1			1.8			0.93		
CHROMIUM		58.2			28.5			33.1			29.1		
COBALT		31.3			5.5			3.7			3.1		
COPPER		234			15.7			15.9			18.6		
IRON		27400			16700			9890			13000		
LEAD		242			138			39.7			137		
MANGANESE		259			853			1690			626		
MERCURY		0.03	U		0.031			0.021	U		0.025	U	
MOLYBDENUM		4.3			1.2			0.92			1.7		
NICKEL		39.5			61.9			7			18.2		
SELENIUM		1.5	L	DE	0.83	L	DE	1.2	L	DE	0.64	L	DE
SILVER		0.56			0.1	K	C	0.054	K	C	0.076	K	C
THALLIUM		0.11	B	A	0.032	B	A	0.015	U		0.027	B	A
VANADIUM		65.1	L	D	36.8	L	D	36.4	L	D	19.8	L	D
ZINC		874			489			188			155		

PROJ_NO: 02135	NSAMPLE	MHSD-2			MHSD-2D			MHSD-3		
SDG: 9F15107	LAB_ID	A9F150107004			A9F150107009			A9F150107005		
FRACTION: M	SAMP_DATE	6/12/2009			6/12/2009			6/12/2009		
MEDIA: SEDIMENT	QC_TYPE	NM			NM			NM		
	UNITS	MG/KG			MG/KG			MG/KG		
	PCT_SOLIDS	19.0			17.0			54.0		
	DUP_OF				MHSD-2					
PARAMETER		RESULT	VQL	QLCD	RESULT	VQL	QLCD	RESULT	VQL	QLCD
ANTIMONY		10.2	J	DY	14	J	DY	1.1	L	D
ARSENIC		60.2	J	Y	73.6	J	Y	8.8		
BARIUM		439	J	Y	600	J	Y	210		
BERYLLIUM		6.4	J	Y	6.7	J	Y	1.5		
CADMIUM		3	J	KY	2.5	J	KY	2		
CHROMIUM		27.6	J	GY	54	J	GY	40.3		
COBALT		70.8	J	Y	93.6	J	Y	24		
COPPER		237	J	Y	325	J	Y	16.2		
IRON		176000	J	Y	289000	J	Y	37200		
LEAD		127	J	Y	187	J	Y	100		
MANGANESE		602	J	GY	1070	J	GY	1560		
MERCURY		0.15	J	Y	0.24	J	Y	0.05		
MOLYBDENUM		2	B	A	3.2	J	Y	0.8		
NICKEL		187	J	Y	248	J	Y	21.2		
SELENIUM		2.3	J	DEY	2.4	J	CDEY	0.94	L	DE
SILVER		0.31	J	CY	0.42	J	CKY	0.19	K	C
THALLIUM		0.064	UJ	Y	0.28	B	A	0.051	B	A
VANADIUM		32.8	J	DGY	57.3	J	DGY	73.9	L	D
ZINC		666	J	Y	831	J	Y	266		

PROJ_NO: 02135	NSAMPLE	RB061209
SDG: 9F15107	LAB_ID	A9F150107007
FRACTION: M	SAMP_DATE	6/12/2009
MEDIA: WATER	QC_TYPE	NM
	UNITS	UG/L
	PCT_SOLIDS	0.0
	DUP_OF	

PARAMETER	RESULT	VQL	QLCD
ANTIMONY	0.15		
ARSENIC	0.21	U	
BARIUM	0.059		
BERYLLIUM	0.037	U	
CADMIUM	0.027	U	
CHROMIUM	0.066	U	
COBALT	0.033	U	
COPPER	0.17		
IRON	11	U	
LEAD	0.041		
MANGANESE	0.14	U	
MERCURY	0.1	U	
MOLYBDENUM	0.2	U	
NICKEL	0.1	U	
SELENIUM	0.14	U	
SILVER	0.033	U	
THALLIUM	0.14	L	C
VANADIUM	0.6	U	
ZINC	2.6	K	C

PROJ_NO: 02135	NSAMPLE	ILSD-24									MHSD-2		
SDG: 9F15107	LAB_ID	A9F150107003									A9F150107004		
FRACTION: MISC	SAMP_DATE	6/12/2009									6/12/2009		
MEDIA: SEDIMENT	QC_TYPE	NM									NM		
	UNITS	F			MG/KG			S.U.			F		
	PCT_SOLIDS	80.0			80.0			80.0			19.0		
	DUP_OF												
PARAMETER		RESULT	VQL	QLCD	RESULT	VQL	QLCD	RESULT	VQL	QLCD	RESULT	VQL	QLCD
CORROSIVITY								8.4					
CYANIDE					1.9								
FLASHPOINT		180	>								180	>	
REACTIVE SULFIDE					260								

PROJ_NO: 02135	NSAMPLE	MHSD-2					
SDG: 9F15107	LAB_ID	A9F150107004					
FRACTION: MISC	SAMP_DATE	6/12/2009					
MEDIA: SEDIMENT	QC_TYPE	NM					
	UNITS	MG/KG			S.U.		
	PCT_SOLIDS	19.0			19.0		
	DUP_OF						
PARAMETER		RESULT	VQL	QLCD	RESULT	VQL	QLCD
CORROSIVITY					7.2		
CYANIDE		0.72					
FLASHPOINT							
REACTIVE SULFIDE		117	U				

PROJ_NO: 02135 SDG: 9F15107 FRACTION: TCLPM MEDIA: SEDIMENT	NSAMPLE	ILSD-24			MHSD-2		
	LAB_ID	A9F150107003			A9F150107004		
	SAMP_DATE	6/12/2009			6/12/2009		
	QC_TYPE	NM			NM		
	UNITS	MG/L			MG/L		
	PCT_SOLIDS	80.0			19.0		
	DUP_OF						
PARAMETER		RESULT	VQL	QLCD	RESULT	VQL	QLCD
ARSENIC		0.0032	U		0.0032	U	
BARIUM		0.51	B	A	2.1		
CADMIUM		0.012			0.005		
CHROMIUM		0.0039			0.0022	U	
LEAD		0.005			0.0019	U	
MERCURY		0.00012	U		0.00012	U	
SELENIUM		0.005	B	A	0.0048	B	A
SILVER		0.0022	U		0.0022	U	

APPENDIX B
RESULTS AS REPORTED BY THE LABORATORY

Tetra Tech NUS, Inc

Client Sample ID: ILSD-17

TOTAL Metals

Lot-Sample #...: A9F150107-006 Matrix.....: SO
Date Sampled...: 06/12/09 14:25 Date Received..: 06/13/09
% Moisture.....: 45

PARAMETER	RESULT	REPORTING LIMIT	UNITS	METHOD	PREPARATION-ANALYSIS DATE	WORK ORDER #
Prep Batch #...: 9167027						
Silver	0.56	0.18	mg/kg	SW846 6020	06/16-06/22/09	LEXP71A0
		Dilution Factor: 1		Analysis Time..: 17:51	Analyst ID.....: 002260	
		Instrument ID..: I8		MDL.....: 0.0060		
Arsenic	9.3	0.90	mg/kg	SW846 6020	06/16-06/22/09	LEXP71AK
		Dilution Factor: 1		Analysis Time..: 17:51	Analyst ID.....: 002260	
		Instrument ID..: I8		MDL.....: 0.038		
Barium	127 J	0.18	mg/kg	SW846 6020	06/16-06/22/09	LEXP71AL
		Dilution Factor: 1		Analysis Time..: 17:51	Analyst ID.....: 002260	
		Instrument ID..: I8		MDL.....: 0.0094		
Beryllium	2.7	0.18	mg/kg	SW846 6020	06/16-06/22/09	LEXP71AM
		Dilution Factor: 1		Analysis Time..: 17:51	Analyst ID.....: 002260	
		Instrument ID..: I8		MDL.....: 0.0067		
Cadmium	5.3	0.18	mg/kg	SW846 6020	06/16-06/22/09	LEXP71AN
		Dilution Factor: 1		Analysis Time..: 17:51	Analyst ID.....: 002260	
		Instrument ID..: I8		MDL.....: 0.0049		
Cobalt	31.3	0.18	mg/kg	SW846 6020	06/16-06/22/09	LEXP71AP
		Dilution Factor: 1		Analysis Time..: 17:51	Analyst ID.....: 002260	
		Instrument ID..: I8		MDL.....: 0.0060		
Chromium	58.2 J	0.36	mg/kg	SW846 6020	06/16-06/22/09	LEXP71AC
		Dilution Factor: 1		Analysis Time..: 17:51	Analyst ID.....: 002260	
		Instrument ID..: I8		MDL.....: 0.012		
Copper	234 J	0.36	mg/kg	SW846 6020	06/16-06/22/09	LEXP71AQ
		Dilution Factor: 1		Analysis Time..: 17:51	Analyst ID.....: 002260	
		Instrument ID..: I8		MDL.....: 0.012		
Iron	27400 J	18.0	mg/kg	SW846 6020	06/16-06/22/09	LEXP71AR
		Dilution Factor: 1		Analysis Time..: 17:51	Analyst ID.....: 002260	
		Instrument ID..: I8		MDL.....: 2.0		
Mercury	ND	0.18	mg/kg	SW846 7471A	06/16-06/17/09	LEXP71AD
		Dilution Factor: 1		Analysis Time..: 17:43	Analyst ID.....: 001576	
		Instrument ID..: H4		MDL.....: 0.030		

(Continued on next page)

Tetra Tech NUS, Inc

Client Sample ID: ILSD-17

TOTAL Metals

Lot-Sample #...: A9F150107-006 Matrix.....: SO

PARAMETER	RESULT	REPORTING LIMIT	UNITS	METHOD	PREPARATION-ANALYSIS DATE	WORK ORDER #
Manganese	259 J	2.7	mg/kg	SW846 6020	06/16-06/22/09	LEXP71AU
		Dilution Factor: 1		Analysis Time..: 17:51	Analyst ID.....: 002260	
		Instrument ID..: I8		MDL.....: 0.025		
Molybdenum	4.3	0.36	mg/kg	SW846 6020	06/16-06/22/09	LEXP71AV
		Dilution Factor: 1		Analysis Time..: 17:51	Analyst ID.....: 002260	
		Instrument ID..: I8		MDL.....: 0.036		
Nickel	39.5 J	0.18	mg/kg	SW846 6020	06/16-06/22/09	LEXP71AW
		Dilution Factor: 1		Analysis Time..: 17:51	Analyst ID.....: 002260	
		Instrument ID..: I8		MDL.....: 0.018		
Lead	242 J	0.18	mg/kg	SW846 6020	06/16-06/22/09	LEXP71AT
		Dilution Factor: 1		Analysis Time..: 17:51	Analyst ID.....: 002260	
		Instrument ID..: I8		MDL.....: 0.0061		
Antimony	7.6	0.36	mg/kg	SW846 6020	06/16-06/22/09	LEXP71AJ
		Dilution Factor: 1		Analysis Time..: 17:51	Analyst ID.....: 002260	
		Instrument ID..: I8		MDL.....: 0.0099		
Selenium	1.5	0.90	mg/kg	SW846 6020	06/16-06/22/09	LEXP71AX
		Dilution Factor: 1		Analysis Time..: 17:51	Analyst ID.....: 002260	
		Instrument ID..: I8		MDL.....: 0.025		
Thallium	0.11 B	0.18	mg/kg	SW846 6020	06/16-06/22/09	LEXP71A1
		Dilution Factor: 1		Analysis Time..: 17:51	Analyst ID.....: 002260	
		Instrument ID..: I8		MDL.....: 0.022		
Vanadium	65.1	0.90	mg/kg	SW846 6020	06/16-06/22/09	LEXP71A2
		Dilution Factor: 1		Analysis Time..: 17:51	Analyst ID.....: 002260	
		Instrument ID..: I8		MDL.....: 0.11		
Zinc	874 J	1.8	mg/kg	SW846 6020	06/16-06/22/09	LEXP71AA
		Dilution Factor: 1		Analysis Time..: 17:51	Analyst ID.....: 002260	
		Instrument ID..: I8		MDL.....: 0.15		

NOTE(S):

Results and reporting limits have been adjusted for dry weight.

J Method blank contamination. The associated method blank contains the target analyte at a reportable level.

B Estimated result. Result is less than RL.

Tetra Tech NUS, Inc

Client Sample ID: ILSD-23

TOTAL Metals

Lot-Sample #...: A9F150107-001 Matrix.....: SO
Date Sampled...: 06/12/09 08:30 Date Received..: 06/13/09
% Moisture.....: 28

PARAMETER	RESULT	REPORTING LIMIT	UNITS	METHOD	PREPARATION-ANALYSIS DATE	WORK ORDER #
Prep Batch #...: 9167027						
Silver	0.10 B	0.14	mg/kg	SW846 6020	06/16-06/22/09	LEXN61AV
		Dilution Factor: 1		Analysis Time..: 17:23	Analyst ID.....: 002260	
		Instrument ID..: I8		MDL.....: 0.0046		
Arsenic	3.3	0.69	mg/kg	SW846 6020	06/16-06/22/09	LEXN61AG
		Dilution Factor: 1		Analysis Time..: 17:23	Analyst ID.....: 002260	
		Instrument ID..: I8		MDL.....: 0.029		
Barium	113 J	0.14	mg/kg	SW846 6020	06/16-06/22/09	LEXN61AH
		Dilution Factor: 1		Analysis Time..: 17:23	Analyst ID.....: 002260	
		Instrument ID..: I8		MDL.....: 0.0072		
Beryllium	1.3	0.14	mg/kg	SW846 6020	06/16-06/22/09	LEXN61AJ
		Dilution Factor: 1		Analysis Time..: 17:23	Analyst ID.....: 002260	
		Instrument ID..: I8		MDL.....: 0.0051		
Cadmium	3.1	0.14	mg/kg	SW846 6020	06/16-06/22/09	LEXN61AK
		Dilution Factor: 1		Analysis Time..: 17:23	Analyst ID.....: 002260	
		Instrument ID..: I8		MDL.....: 0.0037		
Cobalt	5.5	0.14	mg/kg	SW846 6020	06/16-06/22/09	LEXN61AL
		Dilution Factor: 1		Analysis Time..: 17:23	Analyst ID.....: 002260	
		Instrument ID..: I8		MDL.....: 0.0046		
Chromium	28.5 J	0.28	mg/kg	SW846 6020	06/16-06/22/09	LEXN61A1
		Dilution Factor: 1		Analysis Time..: 17:23	Analyst ID.....: 002260	
		Instrument ID..: I8		MDL.....: 0.0091		
Copper	15.7 J	0.28	mg/kg	SW846 6020	06/16-06/22/09	LEXN61AM
		Dilution Factor: 1		Analysis Time..: 17:23	Analyst ID.....: 002260	
		Instrument ID..: I8		MDL.....: 0.0089		
Iron	16700 J	13.8	mg/kg	SW846 6020	06/16-06/22/09	LEXN61AN
		Dilution Factor: 1		Analysis Time..: 17:23	Analyst ID.....: 002260	
		Instrument ID..: I8		MDL.....: 1.5		
Mercury	0.031 B	0.14	mg/kg	SW846 7471A	06/16/09	LEXN61A2
		Dilution Factor: 1		Analysis Time..: 16:27	Analyst ID.....: 001576	
		Instrument ID..: H1		MDL.....: 0.023		

(Continued on next page)

Tetra Tech NUS, Inc

Client Sample ID: ILSD-23

TOTAL Metals

Lot-Sample #...: A9F150107-001 Matrix.....: SO

PARAMETER	RESULT	REPORTING LIMIT	UNITS	METHOD	PREPARATION-ANALYSIS DATE	WORK ORDER #
Manganese	853 J	2.1	mg/kg	SW846 6020	06/16-06/22/09	LEXN61AQ
		Dilution Factor: 1		Analysis Time..: 17:23	Analyst ID.....: 002260	
		Instrument ID..: I8		MDL.....: 0.019		
Molybdenum	1.2	0.28	mg/kg	SW846 6020	06/16-06/22/09	LEXN61AR
		Dilution Factor: 1		Analysis Time..: 17:23	Analyst ID.....: 002260	
		Instrument ID..: I8		MDL.....: 0.028		
Nickel	61.9 J	0.14	mg/kg	SW846 6020	06/16-06/22/09	LEXN61AT
		Dilution Factor: 1		Analysis Time..: 17:23	Analyst ID.....: 002260	
		Instrument ID..: I8		MDL.....: 0.014		
Lead	138 J	0.14	mg/kg	SW846 6020	06/16-06/22/09	LEXN61AP
		Dilution Factor: 1		Analysis Time..: 17:23	Analyst ID.....: 002260	
		Instrument ID..: I8		MDL.....: 0.0047		
Antimony	1.0	0.28	mg/kg	SW846 6020	06/16-06/22/09	LEXN61AF
		Dilution Factor: 1		Analysis Time..: 17:23	Analyst ID.....: 002260	
		Instrument ID..: I8		MDL.....: 0.0076		
Selenium	0.83	0.69	mg/kg	SW846 6020	06/16-06/22/09	LEXN61AU
		Dilution Factor: 1		Analysis Time..: 17:23	Analyst ID.....: 002260	
		Instrument ID..: I8		MDL.....: 0.019		
Thallium	0.032 B	0.14	mg/kg	SW846 6020	06/16-06/22/09	LEXN61AW
		Dilution Factor: 1		Analysis Time..: 17:23	Analyst ID.....: 002260	
		Instrument ID..: I8		MDL.....: 0.017		
Vanadium	36.8	0.69	mg/kg	SW846 6020	06/16-06/22/09	LEXN61AX
		Dilution Factor: 1		Analysis Time..: 17:23	Analyst ID.....: 002260	
		Instrument ID..: I8		MDL.....: 0.083		
Zinc	489 J	1.4	mg/kg	SW846 6020	06/16-06/22/09	LEXN61A0
		Dilution Factor: 1		Analysis Time..: 17:23	Analyst ID.....: 002260	
		Instrument ID..: I8		MDL.....: 0.12		

NOTE(S):

Results and reporting limits have been adjusted for dry weight.

B Estimated result. Result is less than RL.

J Method blank contamination. The associated method blank contains the target analyte at a reportable level.

Tetra Tech NUS, Inc

Client Sample ID: ILSD-24

TOTAL Metals

Lot-Sample #...: A9F150107-003 Matrix.....: SO
Date Sampled...: 06/12/09 09:45 Date Received..: 06/13/09
% Moisture.....: 20

PARAMETER	RESULT	REPORTING LIMIT	UNITS	METHOD	PREPARATION-ANALYSIS DATE	WORK ORDER #
Prep Batch #...: 9167027						
Silver	0.054 B	0.13	mg/kg	SW846 6020	06/16-06/22/09	LEXPD1AV
		Dilution Factor: 1		Analysis Time..: 17:31	Analyst ID.....: 002260	
		Instrument ID..: I8		MDL.....: 0.0041		
Arsenic	1.6	0.63	mg/kg	SW846 6020	06/16-06/22/09	LEXPD1AG
		Dilution Factor: 1		Analysis Time..: 17:31	Analyst ID.....: 002260	
		Instrument ID..: I8		MDL.....: 0.026		
Barium	193 J	0.13	mg/kg	SW846 6020	06/16-06/22/09	LEXPD1AH
		Dilution Factor: 1		Analysis Time..: 17:31	Analyst ID.....: 002260	
		Instrument ID..: I8		MDL.....: 0.0065		
Beryllium	1.8	0.13	mg/kg	SW846 6020	06/16-06/22/09	LEXPD1AJ
		Dilution Factor: 1		Analysis Time..: 17:31	Analyst ID.....: 002260	
		Instrument ID..: I8		MDL.....: 0.0046		
Cadmium	1.8	0.13	mg/kg	SW846 6020	06/16-06/22/09	LEXPD1AK
		Dilution Factor: 1		Analysis Time..: 17:31	Analyst ID.....: 002260	
		Instrument ID..: I8		MDL.....: 0.0034		
Cobalt	3.7	0.13	mg/kg	SW846 6020	06/16-06/22/09	LEXPD1AL
		Dilution Factor: 1		Analysis Time..: 17:31	Analyst ID.....: 002260	
		Instrument ID..: I8		MDL.....: 0.0041		
Chromium	33.1 J	0.25	mg/kg	SW846 6020	06/16-06/22/09	LEXPD1A1
		Dilution Factor: 1		Analysis Time..: 17:31	Analyst ID.....: 002260	
		Instrument ID..: I8		MDL.....: 0.0083		
Copper	15.9 J	0.25	mg/kg	SW846 6020	06/16-06/22/09	LEXPD1AM
		Dilution Factor: 1		Analysis Time..: 17:31	Analyst ID.....: 002260	
		Instrument ID..: I8		MDL.....: 0.0080		
Iron	9890 J	12.5	mg/kg	SW846 6020	06/16-06/22/09	LEXPD1AN
		Dilution Factor: 1		Analysis Time..: 17:31	Analyst ID.....: 002260	
		Instrument ID..: I8		MDL.....: 1.4		
Mercury	ND	0.13	mg/kg	SW846 7471A	06/16/09	LEXPD1A2
		Dilution Factor: 1		Analysis Time..: 16:31	Analyst ID.....: 001576	
		Instrument ID..: H1		MDL.....: 0.021		

(Continued on next page)

Tetra Tech NUS, Inc

Client Sample ID: ILSD-24

TOTAL Metals

Lot-Sample #...: A9F150107-003 Matrix.....: SO

PARAMETER	RESULT	REPORTING LIMIT	UNITS	METHOD	PREPARATION-ANALYSIS DATE	WORK ORDER #
Manganese	1690 J	9.4	mg/kg	SW846 6020	06/16-06/23/09	LEXPD1AQ
		Dilution Factor: 5		Analysis Time..: 14:28	Analyst ID.....: 002260	
		Instrument ID..: I8		MDL.....: 0.088		
Molybdenum	0.92	0.25	mg/kg	SW846 6020	06/16-06/22/09	LEXPD1AR
		Dilution Factor: 1		Analysis Time..: 17:31	Analyst ID.....: 002260	
		Instrument ID..: I8		MDL.....: 0.025		
Nickel	7.0 J	0.13	mg/kg	SW846 6020	06/16-06/22/09	LEXPD1AT
		Dilution Factor: 1		Analysis Time..: 17:31	Analyst ID.....: 002260	
		Instrument ID..: I8		MDL.....: 0.013		
Lead	39.7 J	0.13	mg/kg	SW846 6020	06/16-06/22/09	LEXPD1AP
		Dilution Factor: 1		Analysis Time..: 17:31	Analyst ID.....: 002260	
		Instrument ID..: I8		MDL.....: 0.0043		
Antimony	0.64	0.25	mg/kg	SW846 6020	06/16-06/22/09	LEXPD1AF
		Dilution Factor: 1		Analysis Time..: 17:31	Analyst ID.....: 002260	
		Instrument ID..: I8		MDL.....: 0.0069		
Selenium	1.2	0.63	mg/kg	SW846 6020	06/16-06/22/09	LEXPD1AU
		Dilution Factor: 1		Analysis Time..: 17:31	Analyst ID.....: 002260	
		Instrument ID..: I8		MDL.....: 0.018		
Thallium	ND	0.13	mg/kg	SW846 6020	06/16-06/22/09	LEXPD1AW
		Dilution Factor: 1		Analysis Time..: 17:31	Analyst ID.....: 002260	
		Instrument ID..: I8		MDL.....: 0.015		
Vanadium	36.4	0.63	mg/kg	SW846 6020	06/16-06/22/09	LEXPD1AX
		Dilution Factor: 1		Analysis Time..: 17:31	Analyst ID.....: 002260	
		Instrument ID..: I8		MDL.....: 0.075		
Zinc	188 J	1.3	mg/kg	SW846 6020	06/16-06/22/09	LEXPD1A0
		Dilution Factor: 1		Analysis Time..: 17:31	Analyst ID.....: 002260	
		Instrument ID..: I8		MDL.....: 0.11		

NOTE(S):

Results and reporting limits have been adjusted for dry weight.

B Estimated result. Result is less than RL.

J Method blank contamination. The associated method blank contains the target analyte at a reportable level.

Tetra Tech NUS, Inc

Client Sample ID: ILSD-9

TOTAL Metals

Lot-Sample #...: A9F150107-002 Matrix.....: SO
Date Sampled...: 06/12/09 09:10 Date Received..: 06/13/09
% Moisture.....: 33

PARAMETER	RESULT	REPORTING LIMIT	UNITS	METHOD	PREPARATION-ANALYSIS DATE	WORK ORDER #
Prep Batch #...: 9167027						
Silver	0.076 B	0.15	mg/kg	SW846 6020	06/16-06/22/09	LEXPC1AU
		Dilution Factor: 1		Analysis Time..: 17:27	Analyst ID.....: 002260	
		Instrument ID..: I8		MDL.....: 0.0049		
Arsenic	2.6	0.74	mg/kg	SW846 6020	06/16-06/22/09	LEXPC1AF
		Dilution Factor: 1		Analysis Time..: 17:27	Analyst ID.....: 002260	
		Instrument ID..: I8		MDL.....: 0.031		
Barium	91.5 J	0.15	mg/kg	SW846 6020	06/16-06/22/09	LEXPC1AG
		Dilution Factor: 1		Analysis Time..: 17:27	Analyst ID.....: 002260	
		Instrument ID..: I8		MDL.....: 0.0077		
Beryllium	1.1	0.15	mg/kg	SW846 6020	06/16-06/22/09	LEXPC1AH
		Dilution Factor: 1		Analysis Time..: 17:27	Analyst ID.....: 002260	
		Instrument ID..: I8		MDL.....: 0.0055		
Cadmium	0.93	0.15	mg/kg	SW846 6020	06/16-06/22/09	LEXPC1AJ
		Dilution Factor: 1		Analysis Time..: 17:27	Analyst ID.....: 002260	
		Instrument ID..: I8		MDL.....: 0.0040		
Cobalt	3.1	0.15	mg/kg	SW846 6020	06/16-06/22/09	LEXPC1AK
		Dilution Factor: 1		Analysis Time..: 17:27	Analyst ID.....: 002260	
		Instrument ID..: I8		MDL.....: 0.0049		
Chromium	29.1 J	0.30	mg/kg	SW846 6020	06/16-06/22/09	LEXPC1A0
		Dilution Factor: 1		Analysis Time..: 17:27	Analyst ID.....: 002260	
		Instrument ID..: I8		MDL.....: 0.0098		
Copper	18.6 J	0.30	mg/kg	SW846 6020	06/16-06/22/09	LEXPC1AL
		Dilution Factor: 1		Analysis Time..: 17:27	Analyst ID.....: 002260	
		Instrument ID..: I8		MDL.....: 0.0095		
Iron	13000 J	14.8	mg/kg	SW846 6020	06/16-06/22/09	LEXPC1AM
		Dilution Factor: 1		Analysis Time..: 17:27	Analyst ID.....: 002260	
		Instrument ID..: I8		MDL.....: 1.6		
Mercury	ND	0.15	mg/kg	SW846 7471A	06/16/09	LEXPC1A1
		Dilution Factor: 1		Analysis Time..: 16:33	Analyst ID.....: 001576	
		Instrument ID..: H1		MDL.....: 0.025		

(Continued on next page)

Tetra Tech NUS, Inc

Client Sample ID: ILSD-9

TOTAL Metals

Lot-Sample #...: A9F150107-002 Matrix.....: SO

PARAMETER	RESULT	REPORTING LIMIT	UNITS	METHOD	PREPARATION-ANALYSIS DATE	WORK ORDER #
Manganese	626 J	2.2	mg/kg	SW846 6020	06/16-06/22/09	LEXPC1AP
		Dilution Factor: 1		Analysis Time..: 17:27	Analyst ID.....: 002260	
		Instrument ID..: I8		MDL.....: 0.021		
Molybdenum	1.7	0.30	mg/kg	SW846 6020	06/16-06/22/09	LEXPC1AQ
		Dilution Factor: 1		Analysis Time..: 17:27	Analyst ID.....: 002260	
		Instrument ID..: I8		MDL.....: 0.030		
Nickel	18.2 J	0.15	mg/kg	SW846 6020	06/16-06/22/09	LEXPC1AR
		Dilution Factor: 1		Analysis Time..: 17:27	Analyst ID.....: 002260	
		Instrument ID..: I8		MDL.....: 0.015		
Lead	137 J	0.15	mg/kg	SW846 6020	06/16-06/22/09	LEXPC1AN
		Dilution Factor: 1		Analysis Time..: 17:27	Analyst ID.....: 002260	
		Instrument ID..: I8		MDL.....: 0.0050		
Antimony	0.42	0.30	mg/kg	SW846 6020	06/16-06/22/09	LEXPC1AE
		Dilution Factor: 1		Analysis Time..: 17:27	Analyst ID.....: 002260	
		Instrument ID..: I8		MDL.....: 0.0082		
Selenium	0.64 B	0.74	mg/kg	SW846 6020	06/16-06/22/09	LEXPC1AT
		Dilution Factor: 1		Analysis Time..: 17:27	Analyst ID.....: 002260	
		Instrument ID..: I8		MDL.....: 0.021		
Thallium	0.027 B	0.15	mg/kg	SW846 6020	06/16-06/22/09	LEXPC1AV
		Dilution Factor: 1		Analysis Time..: 17:27	Analyst ID.....: 002260	
		Instrument ID..: I8		MDL.....: 0.018		
Vanadium	19.8	0.74	mg/kg	SW846 6020	06/16-06/22/09	LEXPC1AW
		Dilution Factor: 1		Analysis Time..: 17:27	Analyst ID.....: 002260	
		Instrument ID..: I8		MDL.....: 0.089		
Zinc	155 J	1.5	mg/kg	SW846 6020	06/16-06/22/09	LEXPC1AX
		Dilution Factor: 1		Analysis Time..: 17:27	Analyst ID.....: 002260	
		Instrument ID..: I8		MDL.....: 0.13		

NOTE(S):

Results and reporting limits have been adjusted for dry weight.

B Estimated result. Result is less than RL.

J Method blank contamination. The associated method blank contains the target analyte at a reportable level.

Tetra Tech NUS, Inc

Client Sample ID: MHSD-2

TOTAL Metals

Lot-Sample #...: A9F150107-004 Matrix.....: SO
Date Sampled...: 06/12/09 10:45 Date Received..: 06/13/09
% Moisture.....: 81

PARAMETER	RESULT	REPORTING LIMIT	UNITS	METHOD	PREPARATION-ANALYSIS DATE	WORK ORDER #
Prep Batch #...: 9167027						
Silver	0.31 B	0.53	mg/kg	SW846 6020	06/16-06/22/09	LEXPN1A7
		Dilution Factor: 1		Analysis Time..: 17:35	Analyst ID.....: 002260	
		Instrument ID..: I8		MDL.....: 0.017		
Arsenic	60.2	2.7	mg/kg	SW846 6020	06/16-06/22/09	LEXPN1AT
		Dilution Factor: 1		Analysis Time..: 17:35	Analyst ID.....: 002260	
		Instrument ID..: I8		MDL.....: 0.11		
Barium	439 J	0.53	mg/kg	SW846 6020	06/16-06/22/09	LEXPN1AU
		Dilution Factor: 1		Analysis Time..: 17:35	Analyst ID.....: 002260	
		Instrument ID..: I8		MDL.....: 0.028		
Beryllium	6.4	0.53	mg/kg	SW846 6020	06/16-06/22/09	LEXPN1AV
		Dilution Factor: 1		Analysis Time..: 17:35	Analyst ID.....: 002260	
		Instrument ID..: I8		MDL.....: 0.020		
Cadmium	3.0	0.53	mg/kg	SW846 6020	06/16-06/22/09	LEXPN1AW
		Dilution Factor: 1		Analysis Time..: 17:35	Analyst ID.....: 002260	
		Instrument ID..: I8		MDL.....: 0.014		
Cobalt	70.8	0.53	mg/kg	SW846 6020	06/16-06/22/09	LEXPN1AX
		Dilution Factor: 1		Analysis Time..: 17:35	Analyst ID.....: 002260	
		Instrument ID..: I8		MDL.....: 0.017		
Chromium	27.6 J	1.1	mg/kg	SW846 6020	06/16-06/22/09	LEXPN1AC
		Dilution Factor: 1		Analysis Time..: 17:35	Analyst ID.....: 002260	
		Instrument ID..: I8		MDL.....: 0.035		
Copper	237 J	1.1	mg/kg	SW846 6020	06/16-06/22/09	LEXPN1A0
		Dilution Factor: 1		Analysis Time..: 17:35	Analyst ID.....: 002260	
		Instrument ID..: I8		MDL.....: 0.034		
Iron	176000 J	53.0	mg/kg	SW846 6020	06/16-06/22/09	LEXPN1A1
		Dilution Factor: 1		Analysis Time..: 17:35	Analyst ID.....: 002260	
		Instrument ID..: I8		MDL.....: 5.8		
Mercury	0.15 B	0.53	mg/kg	SW846 7471A	06/16/09	LEXPN1AD
		Dilution Factor: 1		Analysis Time..: 16:28	Analyst ID.....: 001576	
		Instrument ID..: H1		MDL.....: 0.088		

(Continued on next page)

Tetra Tech NUS, Inc

Client Sample ID: MHSD-2

TOTAL Metals

Lot-Sample #...: A9F150107-004 Matrix.....: SO

PARAMETER	RESULT	REPORTING LIMIT	UNITS	METHOD	PREPARATION-ANALYSIS DATE	WORK ORDER #
Manganese	602 J	8.0	mg/kg	SW846 6020	06/16-06/22/09	LEXPN1A3
		Dilution Factor: 1		Analysis Time..: 17:35	Analyst ID.....: 002260	
		Instrument ID..: I8		MDL.....: 0.074		
Molybdenum	2.0	1.1	mg/kg	SW846 6020	06/16-06/22/09	LEXPN1A4
		Dilution Factor: 1		Analysis Time..: 17:35	Analyst ID.....: 002260	
		Instrument ID..: I8		MDL.....: 0.11		
Nickel	187 J	0.53	mg/kg	SW846 6020	06/16-06/22/09	LEXPN1A5
		Dilution Factor: 1		Analysis Time..: 17:35	Analyst ID.....: 002260	
		Instrument ID..: I8		MDL.....: 0.053		
Lead	127 J	0.53	mg/kg	SW846 6020	06/16-06/22/09	LEXPN1A2
		Dilution Factor: 1		Analysis Time..: 17:35	Analyst ID.....: 002260	
		Instrument ID..: I8		MDL.....: 0.018		
Antimony	10.2	1.1	mg/kg	SW846 6020	06/16-06/22/09	LEXPN1AR
		Dilution Factor: 1		Analysis Time..: 17:35	Analyst ID.....: 002260	
		Instrument ID..: I8		MDL.....: 0.029		
Selenium	2.3 B	2.7	mg/kg	SW846 6020	06/16-06/22/09	LEXPN1A6
		Dilution Factor: 1		Analysis Time..: 17:35	Analyst ID.....: 002260	
		Instrument ID..: I8		MDL.....: 0.074		
Thallium	ND	0.53	mg/kg	SW846 6020	06/16-06/22/09	LEXPN1A8
		Dilution Factor: 1		Analysis Time..: 17:35	Analyst ID.....: 002260	
		Instrument ID..: I8		MDL.....: 0.064		
Vanadium	32.8	2.7	mg/kg	SW846 6020	06/16-06/22/09	LEXPN1A9
		Dilution Factor: 1		Analysis Time..: 17:35	Analyst ID.....: 002260	
		Instrument ID..: I8		MDL.....: 0.32		
Zinc	666 J	5.3	mg/kg	SW846 6020	06/16-06/22/09	LEXPN1AA
		Dilution Factor: 1		Analysis Time..: 17:35	Analyst ID.....: 002260	
		Instrument ID..: I8		MDL.....: 0.45		

NOTE(S):

Results and reporting limits have been adjusted for dry weight.

B Estimated result. Result is less than RL.

J Method blank contamination. The associated method blank contains the target analyte at a reportable level.

Tetra Tech NUS, Inc

Client Sample ID: MHSD-2D

TOTAL Metals

Lot-Sample #...: A9F150107-009 Matrix.....: SO
Date Sampled...: 06/12/09 10:45 Date Received..: 06/13/09
% Moisture.....: 83

PARAMETER	RESULT	REPORTING LIMIT	UNITS	METHOD	PREPARATION-ANALYSIS DATE	WORK ORDER #
Prep Batch #...: 9167027						
Silver	0.42 B	0.59	mg/kg	SW846 6020	06/16-06/23/09	LEXQQ1A0
		Dilution Factor: 1		Analysis Time..: 14:36	Analyst ID.....: 002260	
		Instrument ID..: I8		MDL.....: 0.019		
Arsenic	73.6	2.9	mg/kg	SW846 6020	06/16-06/23/09	LEXQQ1AK
		Dilution Factor: 1		Analysis Time..: 14:36	Analyst ID.....: 002260	
		Instrument ID..: I8		MDL.....: 0.12		
Barium	600 J	0.59	mg/kg	SW846 6020	06/16-06/23/09	LEXQQ1AL
		Dilution Factor: 1		Analysis Time..: 14:36	Analyst ID.....: 002260	
		Instrument ID..: I8		MDL.....: 0.031		
Beryllium	6.7	0.59	mg/kg	SW846 6020	06/16-06/23/09	LEXQQ1AM
		Dilution Factor: 1		Analysis Time..: 14:36	Analyst ID.....: 002260	
		Instrument ID..: I8		MDL.....: 0.022		
Cadmium	2.5	0.59	mg/kg	SW846 6020	06/16-06/23/09	LEXQQ1AN
		Dilution Factor: 1		Analysis Time..: 14:36	Analyst ID.....: 002260	
		Instrument ID..: I8		MDL.....: 0.016		
Cobalt	93.6	0.59	mg/kg	SW846 6020	06/16-06/23/09	LEXQQ1AP
		Dilution Factor: 1		Analysis Time..: 14:36	Analyst ID.....: 002260	
		Instrument ID..: I8		MDL.....: 0.019		
Chromium	54.0 J	1.2	mg/kg	SW846 6020	06/16-06/23/09	LEXQQ1AC
		Dilution Factor: 1		Analysis Time..: 14:36	Analyst ID.....: 002260	
		Instrument ID..: I8		MDL.....: 0.039		
Copper	325 J	1.2	mg/kg	SW846 6020	06/16-06/23/09	LEXQQ1AQ
		Dilution Factor: 1		Analysis Time..: 14:36	Analyst ID.....: 002260	
		Instrument ID..: I8		MDL.....: 0.038		
Iron	289000 J	58.7	mg/kg	SW846 6020	06/16-06/23/09	LEXQQ1AR
		Dilution Factor: 1		Analysis Time..: 14:36	Analyst ID.....: 002260	
		Instrument ID..: I8		MDL.....: 6.5		
Mercury	0.24 B	0.59	mg/kg	SW846 7471A	06/16/09	LEXQQ1AD
		Dilution Factor: 1		Analysis Time..: 16:21	Analyst ID.....: 001576	
		Instrument ID..: H1		MDL.....: 0.098		

(Continued on next page)

Tetra Tech NUS, Inc

Client Sample ID: MHSD-2D

TOTAL Metals

Lot-Sample #...: A9F150107-009 Matrix.....: SO

PARAMETER	RESULT	REPORTING LIMIT	UNITS	METHOD	PREPARATION-ANALYSIS DATE	WORK ORDER #
Manganese	1070 J	8.8	mg/kg	SW846 6020	06/16-06/23/09	LEXQQ1AU
		Dilution Factor: 1		Analysis Time..: 14:36	Analyst ID.....: 002260	
		Instrument ID..: I8		MDL.....: 0.082		
Molybdenum	3.2	1.2	mg/kg	SW846 6020	06/16-06/23/09	LEXQQ1AV
		Dilution Factor: 1		Analysis Time..: 14:36	Analyst ID.....: 002260	
		Instrument ID..: I8		MDL.....: 0.12		
Nickel	248 J	0.59	mg/kg	SW846 6020	06/16-06/23/09	LEXQQ1AW
		Dilution Factor: 1		Analysis Time..: 14:36	Analyst ID.....: 002260	
		Instrument ID..: I8		MDL.....: 0.059		
Lead	187 J	0.59	mg/kg	SW846 6020	06/16-06/23/09	LEXQQ1AT
		Dilution Factor: 1		Analysis Time..: 14:36	Analyst ID.....: 002260	
		Instrument ID..: I8		MDL.....: 0.020		
Antimony	14.0	1.2	mg/kg	SW846 6020	06/16-06/23/09	LEXQQ1AJ
		Dilution Factor: 1		Analysis Time..: 14:36	Analyst ID.....: 002260	
		Instrument ID..: I8		MDL.....: 0.032		
Selenium	2.4 B	2.9	mg/kg	SW846 6020	06/16-06/23/09	LEXQQ1AX
		Dilution Factor: 1		Analysis Time..: 14:36	Analyst ID.....: 002260	
		Instrument ID..: I8		MDL.....: 0.082		
Thallium	0.28 B	0.59	mg/kg	SW846 6020	06/16-06/23/09	LEXQQ1A1
		Dilution Factor: 1		Analysis Time..: 14:36	Analyst ID.....: 002260	
		Instrument ID..: I8		MDL.....: 0.070		
Vanadium	57.3	2.9	mg/kg	SW846 6020	06/16-06/23/09	LEXQQ1A2
		Dilution Factor: 1		Analysis Time..: 14:36	Analyst ID.....: 002260	
		Instrument ID..: I8		MDL.....: 0.35		
Zinc	831 J	29.4	mg/kg	SW846 6020	06/16-06/24/09	LEXQQ1AA
		Dilution Factor: 5		Analysis Time..: 08:59	Analyst ID.....: 002260	
		Instrument ID..: I8		MDL.....: 2.5		

NOTE(S):

Results and reporting limits have been adjusted for dry weight.

B Estimated result. Result is less than RL.

J Method blank contamination. The associated method blank contains the target analyte at a reportable level.

Tetra Tech NUS, Inc

Client Sample ID: MHSD-3

TOTAL Metals

Lot-Sample #...: A9F150107-005 Matrix.....: SO
Date Sampled...: 06/12/09 13:50 Date Received..: 06/13/09
% Moisture.....: 46

PARAMETER	RESULT	REPORTING LIMIT	UNITS	METHOD	PREPARATION-ANALYSIS DATE	WORK ORDER #
Prep Batch #...: 9167027						
Silver	0.19	0.19	mg/kg	SW846 6020	06/16-06/22/09	LEXPP1C8
		Dilution Factor: 1		Analysis Time..: 17:39	Analyst ID.....: 002260	
		Instrument ID..: I8		MDL.....: 0.0062		
Arsenic	8.8	0.93	mg/kg	SW846 6020	06/16-06/22/09	LEXPP1A2
		Dilution Factor: 1		Analysis Time..: 17:39	Analyst ID.....: 002260	
		Instrument ID..: I8		MDL.....: 0.039		
Barium	210 J	0.19	mg/kg	SW846 6020	06/16-06/22/09	LEXPP1A5
		Dilution Factor: 1		Analysis Time..: 17:39	Analyst ID.....: 002260	
		Instrument ID..: I8		MDL.....: 0.0097		
Beryllium	1.5	0.19	mg/kg	SW846 6020	06/16-06/22/09	LEXPP1A8
		Dilution Factor: 1		Analysis Time..: 17:39	Analyst ID.....: 002260	
		Instrument ID..: I8		MDL.....: 0.0069		
Cadmium	2.0	0.19	mg/kg	SW846 6020	06/16-06/22/09	LEXPP1CC
		Dilution Factor: 1		Analysis Time..: 17:39	Analyst ID.....: 002260	
		Instrument ID..: I8		MDL.....: 0.0050		
Cobalt	24.0	0.19	mg/kg	SW846 6020	06/16-06/22/09	LEXPP1CF
		Dilution Factor: 1		Analysis Time..: 17:39	Analyst ID.....: 002260	
		Instrument ID..: I8		MDL.....: 0.0062		
Chromium	40.3 J	0.37	mg/kg	SW846 6020	06/16-06/22/09	LEXPP1AE
		Dilution Factor: 1		Analysis Time..: 17:39	Analyst ID.....: 002260	
		Instrument ID..: I8		MDL.....: 0.012		
Copper	16.2 J	0.37	mg/kg	SW846 6020	06/16-06/22/09	LEXPP1CJ
		Dilution Factor: 1		Analysis Time..: 17:39	Analyst ID.....: 002260	
		Instrument ID..: I8		MDL.....: 0.012		
Iron	37200 J	18.7	mg/kg	SW846 6020	06/16-06/22/09	LEXPP1CM
		Dilution Factor: 1		Analysis Time..: 17:39	Analyst ID.....: 002260	
		Instrument ID..: I8		MDL.....: 2.1		
Mercury	0.050 B	0.19	mg/kg	SW846 7471A	06/16/09	LEXPP1AH
		Dilution Factor: 1		Analysis Time..: 16:15	Analyst ID.....: 001576	
		Instrument ID..: H1		MDL.....: 0.031		

(Continued on next page)

Tetra Tech NUS, Inc

Client Sample ID: MHSD-3

TOTAL Metals

Lot-Sample #...: A9F150107-005 Matrix.....: SO

PARAMETER	RESULT	REPORTING LIMIT	UNITS	METHOD	PREPARATION-ANALYSIS DATE	WORK ORDER #
Manganese	1560 J	2.8	mg/kg	SW846 6020	06/16-06/22/09	LEXPP1CU
		Dilution Factor: 1		Analysis Time..: 17:39	Analyst ID.....: 002260	
		Instrument ID..: I8		MDL.....: 0.026		
Molybdenum	0.80	0.37	mg/kg	SW846 6020	06/16-06/22/09	LEXPP1CX
		Dilution Factor: 1		Analysis Time..: 17:39	Analyst ID.....: 002260	
		Instrument ID..: I8		MDL.....: 0.037		
Nickel	21.2 J	0.19	mg/kg	SW846 6020	06/16-06/22/09	LEXPP1C2
		Dilution Factor: 1		Analysis Time..: 17:39	Analyst ID.....: 002260	
		Instrument ID..: I8		MDL.....: 0.019		
Lead	100 J	0.19	mg/kg	SW846 6020	06/16-06/22/09	LEXPP1CQ
		Dilution Factor: 1		Analysis Time..: 17:39	Analyst ID.....: 002260	
		Instrument ID..: I8		MDL.....: 0.0063		
Antimony	1.1	0.37	mg/kg	SW846 6020	06/16-06/22/09	LEXPP1AX
		Dilution Factor: 1		Analysis Time..: 17:39	Analyst ID.....: 002260	
		Instrument ID..: I8		MDL.....: 0.010		
Selenium	0.94	0.93	mg/kg	SW846 6020	06/16-06/22/09	LEXPP1C5
		Dilution Factor: 1		Analysis Time..: 17:39	Analyst ID.....: 002260	
		Instrument ID..: I8		MDL.....: 0.026		
Thallium	0.051 B	0.19	mg/kg	SW846 6020	06/16-06/22/09	LEXPP1DC
		Dilution Factor: 1		Analysis Time..: 17:39	Analyst ID.....: 002260	
		Instrument ID..: I8		MDL.....: 0.022		
Vanadium	73.9	0.93	mg/kg	SW846 6020	06/16-06/22/09	LEXPP1DF
		Dilution Factor: 1		Analysis Time..: 17:39	Analyst ID.....: 002260	
		Instrument ID..: I8		MDL.....: 0.11		
Zinc	266 J	1.9	mg/kg	SW846 6020	06/16-06/22/09	LEXPP1AA
		Dilution Factor: 1		Analysis Time..: 17:39	Analyst ID.....: 002260	
		Instrument ID..: I8		MDL.....: 0.16		

NOTE(S):

Results and reporting limits have been adjusted for dry weight.

J Method blank contamination. The associated method blank contains the target analyte at a reportable level.

B Estimated result. Result is less than RL.

Tetra Tech NUS, Inc

Client Sample ID: RB061209

TOTAL Metals

Lot-Sample #...: A9F150107-007 **Matrix.....:** WQ
Date Sampled...: 06/12/09 11:50 **Date Received..:** 06/13/09

PARAMETER	RESULT	REPORTING LIMIT	UNITS	METHOD	PREPARATION-ANALYSIS DATE	WORK ORDER #
Prep Batch #...: 9167016						
Silver	ND	1.0	ug/L	SW846 6020	06/16-06/17/09	LEXP81AR
		Dilution Factor: 1		Analysis Time..: 13:02	Analyst ID.....: 002260	
		Instrument ID..: I8		MDL.....: 0.033		
Arsenic	ND	5.0	ug/L	SW846 6020	06/16-06/17/09	LEXP81AD
		Dilution Factor: 1		Analysis Time..: 13:02	Analyst ID.....: 002260	
		Instrument ID..: I8		MDL.....: 0.21		
Barium	**0.059 B,J**	**1.0**	**ug/L**	**SW846 6020**	**06/16-06/17/09**	**LEXP81AE**
		Dilution Factor: 1		Analysis Time..: 13:02	Analyst ID.....: 002260	
		Instrument ID..: I8		MDL.....: 0.052		
Beryllium	ND	1.0	ug/L	SW846 6020	06/16-06/17/09	LEXP81AF
		Dilution Factor: 1		Analysis Time..: 13:02	Analyst ID.....: 002260	
		Instrument ID..: I8		MDL.....: 0.037		
Cadmium	ND	1.0	ug/L	SW846 6020	06/16-06/17/09	LEXP81AG
		Dilution Factor: 1		Analysis Time..: 13:02	Analyst ID.....: 002260	
		Instrument ID..: I8		MDL.....: 0.027		
Cobalt	ND	1.0	ug/L	SW846 6020	06/16-06/17/09	LEXP81AH
		Dilution Factor: 1		Analysis Time..: 13:02	Analyst ID.....: 002260	
		Instrument ID..: I8		MDL.....: 0.033		
Chromium	ND	2.0	ug/L	SW846 6020	06/16-06/17/09	LEXP81AW
		Dilution Factor: 1		Analysis Time..: 13:02	Analyst ID.....: 002260	
		Instrument ID..: I8		MDL.....: 0.066		
Copper	**0.17 B,J**	**2.0**	**ug/L**	**SW846 6020**	**06/16-06/17/09**	**LEXP81AJ**
		Dilution Factor: 1		Analysis Time..: 13:02	Analyst ID.....: 002260	
		Instrument ID..: I8		MDL.....: 0.064		
Iron	ND	50.0	ug/L	SW846 6020	06/16-06/17/09	LEXP81AK
		Dilution Factor: 1		Analysis Time..: 13:02	Analyst ID.....: 002260	
		Instrument ID..: I8		MDL.....: 11.0		
Manganese	ND	1.0	ug/L	SW846 6020	06/16-06/17/09	LEXP81AM
		Dilution Factor: 1		Analysis Time..: 13:02	Analyst ID.....: 002260	
		Instrument ID..: I8		MDL.....: 0.14		

(Continued on next page)

Tetra Tech NUS, Inc

Client Sample ID: RB061209

TOTAL Metals

Lot-Sample #...: A9F150107-007 Matrix.....: WQ

PARAMETER	RESULT	REPORTING LIMIT	UNITS	METHOD	PREPARATION-ANALYSIS DATE	WORK ORDER #
Molybdenum	ND	2.0	ug/L	SW846 6020	06/16-06/17/09	LEXP81AN
		Dilution Factor: 1		Analysis Time..: 13:02	Analyst ID.....: 002260	
		Instrument ID..: I8		MDL.....: 0.20		
Nickel	ND	2.0	ug/L	SW846 6020	06/16-06/17/09	LEXP81AP
		Dilution Factor: 1		Analysis Time..: 13:02	Analyst ID.....: 002260	
		Instrument ID..: I8		MDL.....: 0.10		
Lead	**0.041 B,J**	**1.0**	**ug/L**	**SW846 6020**	**06/16-06/17/09**	**LEXP81AL**
		Dilution Factor: 1		Analysis Time..: 13:02	Analyst ID.....: 002260	
		Instrument ID..: I8		MDL.....: 0.034		
Antimony	**0.15 B,J**	**2.0**	**ug/L**	**SW846 6020**	**06/16-06/17/09**	**LEXP81AC**
		Dilution Factor: 1		Analysis Time..: 13:02	Analyst ID.....: 002260	
		Instrument ID..: I8		MDL.....: 0.055		
Selenium	ND	5.0	ug/L	SW846 6020	06/16-06/17/09	LEXP81AQ
		Dilution Factor: 1		Analysis Time..: 13:02	Analyst ID.....: 002260	
		Instrument ID..: I8		MDL.....: 0.14		
Thallium	**0.14 B**	**1.0**	**ug/L**	**SW846 6020**	**06/16-06/17/09**	**LEXP81AT**
		Dilution Factor: 1		Analysis Time..: 13:02	Analyst ID.....: 002260	
		Instrument ID..: I8		MDL.....: 0.12		
Vanadium	ND	20.0	ug/L	SW846 6020	06/16-06/17/09	LEXP81AU
		Dilution Factor: 1		Analysis Time..: 13:02	Analyst ID.....: 002260	
		Instrument ID..: I8		MDL.....: 0.60		
Zinc	**2.6 B,J**	**20.0**	**ug/L**	**SW846 6020**	**06/16-06/17/09**	**LEXP81AV**
		Dilution Factor: 1		Analysis Time..: 13:02	Analyst ID.....: 002260	
		Instrument ID..: I8		MDL.....: 0.85		
Mercury	ND	0.20	ug/L	SW846 7470A	06/16-06/17/09	LEXP81AX
		Dilution Factor: 1		Analysis Time..: 17:19	Analyst ID.....: 001576	
		Instrument ID..: H1		MDL.....: 0.10		

NOTE(S):

B Estimated result. Result is less than RL.

J Method blank contamination. The associated method blank contains the target analyte at a reportable level.

Tetra Tech NUS, Inc

Client Sample ID: ILSD-24

TCLP Metals

Lot-Sample #...: A9F150107-003 **Matrix.....:** SO
Date Sampled...: 06/12/09 09:45 **Date Received..:** 06/13/09
Leach Date.....: 06/17/09 **Leach Batch #..:** P916805

PARAMETER	RESULT	REPORTING LIMIT	UNITS	METHOD	PREPARATION-ANALYSIS DATE	WORK ORDER #
Prep Batch #...: 9169025						
Arsenic	ND	0.50	mg/L	SW846 6010B	06/18-06/19/09	LEXPD1A9
		Dilution Factor: 1		Analysis Time..: 16:09	Analyst ID.....: 000079	
		Instrument ID..: I5		MDL.....: 0.0032		
Barium	**0.51 B**	**10.0**	**mg/L**	**SW846 6010B**	**06/18-06/19/09**	**LEXPD1CA**
		Dilution Factor: 1		Analysis Time..: 16:09	Analyst ID.....: 000079	
		Instrument ID..: I5		MDL.....: 0.00067		
Cadmium	**0.012 B**	**0.10**	**mg/L**	**SW846 6010B**	**06/18-06/19/09**	**LEXPD1CC**
		Dilution Factor: 1		Analysis Time..: 16:09	Analyst ID.....: 000079	
		Instrument ID..: I5		MDL.....: 0.00066		
Chromium	**0.0039 B**	**0.50**	**mg/L**	**SW846 6010B**	**06/18-06/19/09**	**LEXPD1CD**
		Dilution Factor: 1		Analysis Time..: 16:09	Analyst ID.....: 000079	
		Instrument ID..: I5		MDL.....: 0.0022		
Lead	**0.0050 B**	**0.50**	**mg/L**	**SW846 6010B**	**06/18-06/19/09**	**LEXPD1CE**
		Dilution Factor: 1		Analysis Time..: 16:09	Analyst ID.....: 000079	
		Instrument ID..: I5		MDL.....: 0.0019		
Selenium	**0.0050 B**	**0.25**	**mg/L**	**SW846 6010B**	**06/18-06/19/09**	**LEXPD1CF**
		Dilution Factor: 1		Analysis Time..: 16:09	Analyst ID.....: 000079	
		Instrument ID..: I5		MDL.....: 0.0041		
Silver	ND	0.50	mg/L	SW846 6010B	06/18-06/19/09	LEXPD1CG
		Dilution Factor: 1		Analysis Time..: 16:09	Analyst ID.....: 000079	
		Instrument ID..: I5		MDL.....: 0.0022		
Mercury	ND	0.0020	mg/L	SW846 7470A	06/18-06/19/09	LEXPD1CH
		Dilution Factor: 1		Analysis Time..: 12:31	Analyst ID.....: 001576	
		Instrument ID..: H1		MDL.....: 0.00012		

NOTE(S):

Analysis performed in accordance with USEPA Toxicity Characteristic Leaching Procedure Method 1311

B Estimated result. Result is less than RL.

Tetra Tech NUS, Inc

Client Sample ID: MHSD-2

TCLP Metals

Lot-Sample #...: A9F150107-004 Matrix.....: SO
Date Sampled...: 06/12/09 10:45 Date Received..: 06/13/09
Leach Date.....: 06/17/09 Leach Batch #..: P916805

PARAMETER	RESULT	REPORTING LIMIT	UNITS	METHOD	PREPARATION-ANALYSIS DATE	WORK ORDER #
Prep Batch #...: 9169025						
Arsenic	ND	0.50	mg/L	SW846 6010B	06/18-06/19/09	LEXPN1AL
		Dilution Factor: 1		Analysis Time..: 16:14	Analyst ID.....: 000079	
		Instrument ID..: I5		MDL.....: 0.0032		
Barium	2.1 B	**10.0**	**mg/L**	**SW846 6010B**	**06/18-06/19/09**	**LEXPN1CA**
		Dilution Factor: 1		Analysis Time..: 16:14	Analyst ID.....: 000079	
		Instrument ID..: I5		MDL.....: 0.00067		
Cadmium	0.0050 B	**0.10**	**mg/L**	**SW846 6010B**	**06/18-06/19/09**	**LEXPN1CC**
		Dilution Factor: 1		Analysis Time..: 16:14	Analyst ID.....: 000079	
		Instrument ID..: I5		MDL.....: 0.00066		
Chromium	ND	0.50	mg/L	SW846 6010B	06/18-06/19/09	LEXPN1CD
		Dilution Factor: 1		Analysis Time..: 16:14	Analyst ID.....: 000079	
		Instrument ID..: I5		MDL.....: 0.0022		
Lead	ND	0.50	mg/L	SW846 6010B	06/18-06/19/09	LEXPN1CE
		Dilution Factor: 1		Analysis Time..: 16:14	Analyst ID.....: 000079	
		Instrument ID..: I5		MDL.....: 0.0019		
Selenium	0.0048 B	**0.25**	**mg/L**	**SW846 6010B**	**06/18-06/19/09**	**LEXPN1CF**
		Dilution Factor: 1		Analysis Time..: 16:14	Analyst ID.....: 000079	
		Instrument ID..: I5		MDL.....: 0.0041		
Silver	ND	0.50	mg/L	SW846 6010B	06/18-06/19/09	LEXPN1CG
		Dilution Factor: 1		Analysis Time..: 16:14	Analyst ID.....: 000079	
		Instrument ID..: I5		MDL.....: 0.0022		
Mercury	ND	0.0020	mg/L	SW846 7470A	06/18-06/19/09	LEXPN1CH
		Dilution Factor: 1		Analysis Time..: 12:34	Analyst ID.....: 001576	
		Instrument ID..: H1		MDL.....: 0.00012		

NOTE(S):

Analysis performed in accordance with USEPA Toxicity Characteristic Leaching Procedure Method 1311

B Estimated result. Result is less than RL.

Tetra Tech NUS, Inc

Client Sample ID: ILSD-24

General Chemistry

Lot-Sample #...: A9F150107-003 Work Order #...: LEXPD Matrix.....: SO
Date Sampled...: 06/12/09 09:45 Date Received..: 06/13/09
% Moisture.....: 20

PARAMETER	RESULT	RL	UNITS	METHOD	PREPARATION-ANALYSIS DATE	PREP BATCH #
Acid-soluble sulfide	260	37.6	mg/kg	SW846 9030B/9034	06/18/09	9169140
		Dilution Factor: 1				
Corrosivity	8.4		No Units	SW846 9045C	06/13/09	9171027
		Dilution Factor: 1				
Cyanide, Total	1.9	0.63	mg/kg	SW846 9012A	06/18/09	9169432
		Dilution Factor: 1				
Flashpoint	>180		deg F	SW846 1010	06/24/09	9175444
		Dilution Factor: 1				
Percent Solids	79.9	10.0	%	MCAWW 160.3 MOD	06/18-06/19/09	9169281
		Dilution Factor: 1				

NOTE(S):

RL Reporting Limit

Results and reporting limits have been adjusted for dry weight.

Tetra Tech NUS, Inc

Client Sample ID: MHSD-2

General Chemistry

Lot-Sample #...: A9F150107-004 Work Order #...: LEXPN Matrix.....: SO
Date Sampled...: 06/12/09 10:45 Date Received..: 06/13/09
% Moisture.....: 81

PARAMETER	RESULT	RL	UNITS	METHOD	PREPARATION-ANALYSIS DATE	PREP BATCH #
Acid-soluble sulfide	ND	159	mg/kg	SW846 9030B/9034	06/18/09	9169140
		Dilution Factor: 1				
Corrosivity	7.2		No Units	SW846 9045C	06/13/09	9171027
		Dilution Factor: 1				
Cyanide, Total	0.72 B	2.7	mg/kg	SW846 9012A	06/24/09	9175366
		Dilution Factor: 1				
Flashpoint	>180		deg F	SW846 1010	06/24/09	9175444
		Dilution Factor: 1				
Percent Solids	18.9	10.0	%	MCAWW 160.3 MOD	06/18-06/19/09	9169281
		Dilution Factor: 1				

NOTE(S):

RL Reporting Limit

Results and reporting limits have been adjusted for dry weight.

B Estimated result. Result is less than RL.

APPENDIX C
SUPPORT DOCUMENTATION

HOLDTIME

SDG 9F15107

SORT	UNITS	NSAMPLE	LAB_ID	QC_TYPE	SAMP_DATE	EXTR_DATE	ANAL_DATE	SMP_EXTR	EXTR_ANL	SMP_ANL
HG	MG/KG	ILSD-17	A9F150107006	NM	6/12/2009	6/16/2009	6/17/2009	3.816	1.322	5.137
HG	MG/KG	ILSD-23	A9F150107001	NM	6/12/2009	6/16/2009	6/16/2009	4.063	0.269	4.331
HG	MG/KG	ILSD-24	A9F150107003	NM	6/12/2009	6/16/2009	6/16/2009	4.010	0.272	4.282
HG	MG/KG	ILSD-9	A9F150107002	NM	6/12/2009	6/16/2009	6/16/2009	4.035	0.273	4.308
HG	MG/KG	MHSD-2	A9F150107004	NM	6/12/2009	6/16/2009	6/16/2009	3.969	0.269	4.238
HG	MG/KG	MHSD-2D	A9F150107009	NM	6/12/2009	6/16/2009	6/16/2009	3.969	0.265	4.233
HG	MG/KG	MHSD-3	A9F150107005	NM	6/12/2009	6/16/2009	6/16/2009	3.840	0.260	4.101
M	MG/KG	ILSD-9	A9F150107002	NM	6/12/2009	6/16/2009	6/22/2009	4.035	6.310	10.35
M	MG/KG	MHSD-3	A9F150107005	NM	6/12/2009	6/16/2009	6/22/2009	3.840	6.319	10.16
M	MG/KG	MHSD-2D	A9F150107009	NM	6/12/2009	6/16/2009	6/24/2009	3.969	7.958	11.93
M	MG/KG	MHSD-2D	A9F150107009	NM	6/12/2009	6/16/2009	6/23/2009	3.969	7.192	11.16
M	MG/KG	MHSD-2	A9F150107004	NM	6/12/2009	6/16/2009	6/22/2009	3.969	6.316	10.28
M	MG/KG	ILSD-24	A9F150107003	NM	6/12/2009	6/16/2009	6/23/2009	4.010	7.186	11.2
M	MG/KG	ILSD-23	A9F150107001	NM	6/12/2009	6/16/2009	6/22/2009	4.063	6.308	10.37
M	MG/KG	ILSD-17	A9F150107006	NM	6/12/2009	6/16/2009	6/22/2009	3.816	6.327	10.14

SORT	UNITS	NSAMPLE	LAB_ID	QC_TYPE	SAMP_DATE	EXTR_DATE	ANAL_DATE	SMP_EXTR	EXTR_ANL	SMP_ANL
M	MG/KG	ILSD-24	A9F150107003	NM	6/12/2009	6/16/2009	6/22/2009	4.010	6.313	10.32
CORR	NO UN	MHSD-2	A9F150107004	NM	6/12/2009	6/13/2009	6/13/2009	0.552	0	0.552
CORR	NO UN	ILSD-24	A9F150107003	NM	6/12/2009	6/13/2009	6/13/2009	0.594	0	0.594
FP	DEG F	MHSD-2	A9F150107004	NM	6/12/2009	6/24/2009	6/24/2009	11.55	0	11.55
FP	DEG F	ILSD-24	A9F150107003	NM	6/12/2009	6/24/2009	6/24/2009	11.59	0	11.59
RCN	MG/KG	MHSD-2	A9F150107004	NM	6/12/2009	6/24/2009	6/24/2009	11.55	0	11.55
RCN	MG/KG	ILSD-24	A9F150107003	NM	6/12/2009	6/18/2009	6/18/2009	5.594	0	5.594
RSUL	MG/KG	ILSD-24	A9F150107003	NM	6/12/2009	6/18/2009	6/18/2009	5.594	0	5.594
RSUL	MG/KG	MHSD-2	A9F150107004	NM	6/12/2009	6/18/2009	6/18/2009	5.552	0	5.552
OV	MG/L	ILSD-24	A9F150107003	NM	6/12/2009	6/23/2009	6/23/2009	10.59	0.051	10.65
OV	MG/L	MHSD-2	A9F150107004	NM	6/12/2009	6/23/2009	6/23/2009	10.55	0.067	10.62
OV	UG/KG	MHSD-2	A9F150107004	NM	6/12/2009	6/23/2009	6/23/2009	10.55	0.067	10.62
OV	UG/KG	ILSD-17	A9F150107006	NM	6/12/2009	6/23/2009	6/23/2009	10.4	0.892	11.29
OV	UG/KG	ILSD-23	A9F150107001	NM	6/12/2009	6/23/2009	6/23/2009	10.65	0.037	10.68
OV	UG/KG	ILSD-24	A9F150107003	NM	6/12/2009	6/23/2009	6/23/2009	10.59	0.051	10.65
OV	UG/KG	MHSD-3	A9F150107005	NM	6/12/2009	6/23/2009	6/23/2009	10.42	0.082	10.51
OV	UG/KG	MHSD-2D	A9F150107009	NM	6/12/2009	6/23/2009	6/23/2009	10.55	0.126	10.68
OV	UG/L	TB061209	A9F150107008	TB	6/12/2009	6/25/2009	6/25/2009	12.69	0.659	13.35

SORT	UNITS	NSAMPLE	LAB_ID	QC_TYPE	SAMP_DATE	EXTR_DATE	ANAL_DATE	SMP_EXTR	EXTR_ANL	SMP_ANL
SIM	MG/L	MHSD-2	A9F150107004	NM	6/12/2009	6/15/2009	6/24/2009	2.552	9.623	12.18
SIM	UG/KG	ILSD-24	A9F150107003	NM	6/12/2009	6/15/2009	6/24/2009	2.594	9.708	12.30
SIM	UG/KG	MHSD-3	A9F150107005	NM	6/12/2009	6/15/2009	6/24/2009	2.424	9.635	12.06
SIM	UG/KG	MHSD-2D	A9F150107009	NM	6/12/2009	6/15/2009	6/24/2009	2.552	9.672	12.22
SIM	UG/KG	ILSD-9	A9F150107002	NM	6/12/2009	6/15/2009	6/24/2009	2.618	9.683	12.30
SIM	UG/KG	ILSD-23	A9F150107001	NM	6/12/2009	6/15/2009	6/24/2009	2.646	9.696	12.34
SIM	UG/KG	ILSD-17	A9F150107006	NM	6/12/2009	6/15/2009	6/24/2009	2.399	9.720	12.12
SIM	UG/KG	MHSD-2	A9F150107004	NM	6/12/2009	6/15/2009	6/24/2009	2.552	9.623	12.18
PCB	UG/KG	MHSD-2D	A9F150107009	NM	6/12/2009	6/17/2009	6/18/2009	4.552	1.473	6.025
PCB	UG/KG	MHSD-2	A9F150107004	NM	6/12/2009	6/17/2009	6/18/2009	4.552	1.410	5.963
PCB	UG/KG	ILSD-9	A9F150107002	NM	6/12/2009	6/17/2009	6/18/2009	4.618	1.389	6.007
PCB	UG/KG	ILSD-24	A9F150107003	NM	6/12/2009	6/17/2009	6/18/2009	4.594	1.400	5.994
PCB	UG/KG	ILSD-17	A9F150107006	NM	6/12/2009	6/17/2009	6/18/2009	4.399	1.547	5.947
PCB	UG/KG	ILSD-23	A9F150107001	NM	6/12/2009	6/17/2009	6/18/2009	4.646	1.378	6.024
PCB	UG/KG	MHSD-3	A9F150107005	NM	6/12/2009	6/17/2009	6/18/2009	4.424	1.515	5.939
TCLPH	MG/L	ILSD-24	A9F150107003	NM	6/12/2009	6/18/2009	6/23/2009	5.594	5.569	11.16
TCLPH	MG/L	MHSD-2	A9F150107004	NM	6/12/2009	6/18/2009	6/23/2009	5.552	5.584	11.14
TCLPM	MG/L	ILSD-24	A9F150107003	NM	6/12/2009	6/18/2009	6/19/2009	6.010	1.105	7.115

SORT	UNITS	NSAMPLE	LAB_ID	QC_TYPE	SAMP_DATE	EXTR_DATE	ANAL_DATE	SMP_EXTR	EXTR_ANL	SMP_ANL
TCLPM	MG/L	ILSD-24	A9F150107003	NM	6/12/2009	6/18/2009	6/19/2009	6.010	1.256	7.267
TCLPM	MG/L	MHSD-2	A9F150107004	NM	6/12/2009	6/18/2009	6/19/2009	5.969	1.107	7.076
TCLPM	MG/L	MHSD-2	A9F150107004	NM	6/12/2009	6/18/2009	6/19/2009	5.969	1.26	7.228
TCLPP	UG/L	ILSD-24	A9F150107003	NM	6/12/2009	6/18/2009	6/19/2009	5.594	1.800	7.394
TCLPP	UG/L	MHSD-2	A9F150107004	NM	6/12/2009	6/18/2009	6/19/2009	5.552	1.815	7.367
TCLPS	MG/L	ILSD-24	A9F150107003	NM	6/12/2009	6/18/2009	6/21/2009	6.104	3.199	9.303

CASE NARRATIVE

9F15107

The following report contains the analytical results for seven solid samples, one water sample and one quality control sample submitted to TestAmerica North Canton by TetraTech NUS, Inc. from the Block E Storm Sewer Sediment Site, project number 112IC02135. The samples were received June 13, 2009, according to documented sample acceptance procedures.

TestAmerica utilizes USEPA approved methods in all analytical work. The samples presented in this report were analyzed for the parameter(s) listed on the analytical methods summary page in accordance with the method(s) indicated. Preliminary results were provided to Dev Murali, Tobrena Skeen, and Tony Apanavage on June 26, 2009. A summary of QC data for these analyses is included at the back of the report.

TestAmerica North Canton attests to the validity of the laboratory data generated by TestAmerica facilities reported herein. All analyses performed by TestAmerica facilities were done using established laboratory SOPs that incorporate QA/QC procedures described in the applicable methods. TestAmerica's operations groups have reviewed the data for compliance with the laboratory QA/QC plan, and data have been found to be compliant with laboratory protocols unless otherwise noted below.

All solid sample results are reported on an "as received" basis unless otherwise indicated by a dry weight adjustment footnote at the bottom of the analytical report page. The list of parameters which are never reported on a dry weight basis is included on the Sample Summary.

The test results in this report meet all NELAP requirements for parameters for which accreditation is required or available. Any exceptions to NELAP requirements are noted in this report. Pursuant to NELAP, this report may not be reproduced, except in full, without the written approval of the laboratory.

Please refer to the Quality Control Elements Narrative following this case narrative for additional quality control information.

If you have any questions, please call the Project Manager, Patrick J. O'Meara, at 330-497-9396.

This report is sequentially paginated. The final page of the report is labeled as "END OF REPORT."

SUPPLEMENTAL QC INFORMATION

SAMPLE RECEIVING

The temperatures of the coolers upon sample receipt were 2.7 and 1.6°C.

CASE NARRATIVE (continued)

GC/MS VOLATILES

The sample(s) that contained concentrations of target analyte(s) at a reportable level in the associated Method Blank(s) were flagged with "B". All target analytes in the Method Blank must be below the reporting limit (RL) or the associated sample(s) must be ND with the exception of common laboratory contaminants.

The sample(s) that contain results between the MDL and the RL were flagged with "J". There is a possibility of false positive or mis-identification at these quantitation levels. In analytical methods requiring confirmation of the analyte reported, confirmation was performed only down to the standard reporting limit (SRL). The acceptance criteria for QC samples may not be met at these quantitation levels.

The matrix spike/matrix spike duplicate(s) for MHSD-3 had RPD's outside acceptance limits. However, since the associated method blank(s) and laboratory control sample(s) were in control, no corrective action was necessary.

2-Chloroethyl vinyl ether cannot be reliably recovered in an acid preserved sample.

GC/MS SEMIVOLATILES

The sample(s) that contain results between the MDL and the RL were flagged with "J". There is a possibility of false positive or mis-identification at these quantitation levels. In analytical methods requiring confirmation of the analyte reported, confirmation was performed only down to the standard reporting limit (SRL). The acceptance criteria for QC samples may not be met at these quantitation levels.

The matrix spike/matrix spike duplicate(s) for MHSD-3 had RPD's outside acceptance limits. However, since the associated method blank(s) and laboratory control sample(s) were in control, no corrective action was necessary.

The LCSD in batch 9169036 went dry during the liquid/liquid extraction; sample(s) ILSD-24 and MHSD-2 were sent for analysis with a Blank and LCS only.

Sample(s) ILSD-24 had elevated reporting limits due to matrix interference.

PESTICIDES-8081

The LCS and/or LCSD for batch(es) 9169034 had recoveries high outside acceptance criteria; since the sample(s) were non-detect, no corrective action was necessary.

The opening CCV passed average but failed Methoxychlor for sample(s) ILSD-24 and MHSD-2; since the sample(s) were non-detect (or J flag values), no corrective action was necessary.

CASE NARRATIVE (continued)

PESTICIDES-8081 (continued)

The closing CCV passed average but failed Heptachlor epoxide, and Methoxychlor for sample(s) ILSD-24 and MHSD-2; since the sample(s) were non-detect (or J flag values), no corrective action was necessary.

The closing Technical chlordane, and Toxaphene CCV failed for sample(s) ILSD-24 and MHSD-2; since the sample(s) were non-detect (or J flag values), no corrective action was necessary.

POLYCHLORINATED BIPHENYLS-8082

The matrix spike/matrix spike duplicate(s) for MHSD-3 had RPD's outside acceptance limits. However, since the associated method blank(s) and laboratory control sample(s) were in control, no corrective action was necessary.

HERBICIDES-8151

The analytical results met the requirements of the laboratory's QA/QC program.

METALS

The sample(s) that contain results between the MDL and the RL were flagged with "B". There is the possibility of false positive or mis-identification at these quantitation levels. The acceptance criteria for the ICB, CCB, and Method Blank are +/- the standard reporting limit (SRL).

The sample(s) that contained concentrations of target analyte(s) at a reportable level in the associated Method Blank(s) were flagged with "J". Refer to the sample report pages for the affected analyte(s).

Matrix spike recovery and relative percent difference (RPD) data were not calculated for some analytes for MHSD-3 due to the sample concentration reading greater than four times the spike amount. See the Matrix Spike Report for the affected analytes which will be flagged with "NC, MSB".

Matrix spike recovery and relative percent difference (RPD) data were not calculated for some analytes for batch(es) 9167027 and 9167016 due to the sample concentration reading greater than four times the spike amount. See the Matrix Spike Report for the affected analytes which will be flagged with "NC, MSB".

The matrix spike/matrix spike duplicate(s) for MHSD-3 had recoveries outside acceptance limits. However, since the associated method blank(s) and laboratory control sample(s) were in control, no corrective action was necessary.

CASE NARRATIVE (continued)

METALS (continued)

The matrix spike/matrix spike duplicate(s) for batch(es) 9167027 had recoveries outside acceptance limits. However, since the associated method blank(s) and laboratory control sample(s) were in control, no corrective action was necessary.

Some reporting limits are lower than our standard reporting limit (SRL) but are supported by the laboratory's MDL and/or IDLs; however, there are no standards in the calibration curve low enough to support these values(s). The continuing calibration blanks and method blanks may not support the lower RL.

No ICP Trace Form IX was provided for batch(es) 9169025. The serial dilution was performed on a different sample from the same QC batch(es).

No ICP MS Form IX was provided for batch(es) 9167016. The serial dilution was performed on a different sample from the same QC batch(es).

GENERAL CHEMISTRY

The sample(s) that contain results between the MDL and the RL were flagged with "B". There is the possibility of false positive or mis-identification at these quantitation levels. The acceptance criteria for the ICB, CCB, and Method Blank are +/- the standard reporting limit (SRL).

QUALITY CONTROL ELEMENTS NARRATIVE

TestAmerica conducts a quality assurance/quality control (QA/QC) program designed to provide scientifically valid and legally defensible data. Toward this end, several types of quality control indicators are incorporated into the QA/QC program, which is described in detail in QA Policy, QA-003. These indicators are introduced into the sample testing process to provide a mechanism for the assessment of the analytical data. Program or agency specific requirements take precedence over the requirements listed in this narrative.

QC BATCH

Environmental samples are taken through the testing process in groups called QUALITY CONTROL BATCHES (QC batches). A QC batch contains up to twenty environmental samples of a similar matrix (water, soil) that are processed using the same reagents and standards. TestAmerica North Canton requires that each environmental sample be associated with a QC batch.

Several quality control samples are included in each QC batch and are processed identically to the twenty environmental samples.

For SW846/RCRA methods, QC samples include a METHOD BLANK (MB), a LABORATORY CONTROL SAMPLE (LCS) and, where appropriate, a MATRIX SPIKE/MATRIX SPIKE DUPLICATE (MS/MSD) pair or a MATRIX SPIKE/SAMPLE DUPLICATE (MS/DU) pair. If there is insufficient sample to perform an MS/MSD or an MS/DU, then a LABORATORY CONTROL SAMPLE DUPLICATE (LCSD) is included in the QC batch.

For 600 series/CWA methods, QC samples include a METHOD BLANK (MB), a LABORATORY CONTROL SAMPLE (LCS) and, where appropriate, a MATRIX SPIKE (MS). An MS is prepared and analyzed at a 10% frequency for GC Methods and at a 5% frequency for GC/MS methods.

LABORATORY CONTROL SAMPLE

The Laboratory Control Sample is a QC sample that is created by adding known concentrations of a full or partial set of target analytes to a matrix similar to that of the environmental samples in the QC batch. Multi peak responders may not be included in the target spike list due to co-elution. The LCS analyte recovery results are used to monitor the analytical process and provide evidence that the laboratory is performing the method within acceptable guidelines. All control analytes indicated by a bold type in the LCS must meet acceptance criteria. Failure to meet the established recovery guidelines requires the repreparation and reanalysis of all samples in the QC batch. Comparison of only the failed parameters from the first batch are evaluated. The only exception to the rework requirement is that if the LCS recoveries are biased high and the associated sample is ND (non-detected) for the parameter(s) of interest, the batch is acceptable.

At times, a Laboratory Control Sample Duplicate (LCSD) is also included in the QC batch. An LCSD is a QC sample that is created and handled identically to the LCS. Analyte recovery data from the LCSD is assessed in the same way as that of the LCS. The LCSD recoveries, together with the LCS recoveries, are used to determine the reproducibility (precision) of the analytical system. Precision data are expressed as relative percent differences (RPDs). If the RPD fails for an LCS/LCSD and yet the recoveries are within acceptance criteria, the batch is still acceptable.

METHOD BLANK

The Method Blank is a QC sample consisting of all the reagents used in analyzing the environmental samples contained in the QC batch. Method Blank results are used to determine if interference or contamination in the analytical system could lead to the reporting of false positive data or elevated analyte concentrations. All target analytes must be below the reporting limits (RL) or the associated sample(s) must be ND except under the following circumstances:

- Common organic contaminants may be present at concentrations up to 5 times the reporting limits. Common metals contaminants may be present at concentrations up to 2 times the reporting limit, or the reported blank concentration must be twenty fold less than the concentration reported in the associated environmental samples. (See common laboratory contaminants listed in the table.)

Volatile (GC or GC/MS)	Semivolatile (GC/MS)	Metals ICP-MS	Metals ICP Trace
Methylene Chloride, Acetone, 2-Butanone	Phthalate Esters	Copper, Iron, Zinc, Lead, Calcium, Magnesium, Potassium, Sodium, Barium, Chromium, Manganese	Copper, Iron, Zinc, Lead

QUALITY CONTROL ELEMENTS NARRATIVE (continued)

- Organic blanks will be accepted if compounds detected in the blank are present in the associated samples at levels 10 times the blank level. Inorganic blanks will be accepted if elements detected in the blank are present in the associated samples at 20 times the blank level.

- Blanks will be accepted if the compounds/elements detected are not present in any of the associated environmental samples.

Failure to meet these Method Blank criteria requires the repreparation and reanalysis of all samples in the QC batch.

MATRIX SPIKE/MATRIX SPIKE DUPLICATE

A Matrix Spike and a Matrix Spike Duplicate are a pair of environmental samples to which known concentrations of a full or partial set of target analytes are added. The MS/MSD results are determined in the same manner as the results of the environmental sample used to prepare the MS/MSD. The analyte recoveries and the relative percent differences (RPDs) of the recoveries are calculated and used to evaluate the effect of the sample matrix on the analytical results. Due to the potential variability of the matrix of each sample, the MS/MSD results may not have an immediate bearing on any samples except the one spiked; therefore, the associated batch MS/MSD may not reflect the same compounds as the samples contained in the analytical report. When these MS/MSD results fail to meet acceptance criteria, the data is evaluated. If the LCS is within acceptance criteria, the batch is considered acceptable.

For certain methods, a Matrix Spike/Sample Duplicate (MS/DU) may be included in the QC batch in place of the MS/MSD. For the parameters (i.e. pH, ignitability) where it is not possible to prepare a spiked sample, a Sample Duplicate may be included in the QC batch. However, a Sample Duplicate is less likely to provide usable precision statistics depending on the likelihood of finding concentrations below the standard reporting limit. When the Sample Duplicate result fails to meet acceptance criteria, the data is evaluated.

For certain methods (600 series methods/CWA), a Matrix Spike is required in place of a Matrix Spike/Matrix Spike Duplicate (MS/MSD) or Matrix Spike/Sample Duplicate (MS/DU).

The acceptance criteria do not apply to samples that are diluted.

SURROGATE COMPOUNDS

In addition to these batch-related QC indicators, each organic environmental and QC sample is spiked with surrogate compounds. Surrogates are organic chemicals that behave similarly to the analytes of interest and that are rarely present in the environment. Surrogate recoveries are used to monitor the individual performance of a sample in the analytical system.

If surrogate recoveries are biased high in the LCS, LCSD, or the Method Blank, and the associated sample(s) are ND, the batch is acceptable. Otherwise, if the LCS, LCSD, or Method Blank surrogate(s) fail to meet recovery criteria, the entire sample batch is reprepared and reanalyzed. If the surrogate recoveries are outside criteria for environmental samples, the samples will be reprepared and reanalyzed unless there is objective evidence of matrix interference or if the sample dilution is greater than the threshold outlined in the associated method SOP.

The acceptance criteria do not apply to samples that are diluted. All other surrogate recoveries will be reported.

For the GC/MS BNA methods, the surrogate criterion is that two of the three surrogates for each fraction must meet acceptance criteria. The third surrogate must have a recovery of ten percent or greater.

For the Pesticide and PCB methods, the surrogate criterion is that one of two surrogate compounds must meet acceptance criteria. The second surrogate must have a recovery of 10% or greater.

TestAmerica Certifications and Approvals:

The laboratory is certified for the analytes listed on the documents below. These are available upon request.
California (#01144CA), Connecticut (#PH-0590), Florida (#E87225),
Illinois (#200004), Kansas (#E10336), Minnesota (#39-999-348), New Jersey (#OH001), New York (#10975), Nevada (#OH-000482008A), OhioVAP (#CL0024), Pennsylvania (#008), West Virginia (#210), Wisconsin (#999518190),NAVY, ARMY, USDA Soil Permit

ANALYTICAL METHODS SUMMARY

9F15107

PARAMETER	ANALYTICAL METHOD
Chlorinated Herbicides by GC	SW846 8151A
Corrosivity	SW846 9045C
Cyanide, Total	SW846 9012A
Inductively Coupled Plasma (ICP) Metals	SW846 6010B
ICP-MS (6020)	SW846 6020
Mercury in Liquid Waste (Manual Cold-Vapor)	SW846 7470A
Mercury in Solid Waste (Manual Cold-Vapor)	SW846 7471A
Organochlorine Pesticides	SW846 8081A
Pensky-Martens Method for Determining Ignitability	SW846 1010
PCBs by SW-846 8082	SW846 8082
Semivolatile Organic Compounds by GC/MS	SW846 8270C
Sulfides, Total 9030B/9034	SW846 9030B/9034
Total Residue as Percent Solids	MCAWW 160.3 MOD
Volatile Organics by GC/MS	SW846 8260B

References:

MCAWW "Methods for Chemical Analysis of Water and Wastes", EPA-600/4-79-020, March 1983 and subsequent revisions.

SW846 "Test Methods for Evaluating Solid Waste, Physical/Chemical Methods", Third Edition, November 1986 and its updates.

SAMPLE SUMMARY

9F15107 : A9F150107

WO #	SAMPLE#	CLIENT SAMPLE ID	SAMPLED DATE	SAMP TIME
LEXN6	001	ILSD-23	06/12/09	08:30
LEXPC	002	ILSD-9	06/12/09	09:10
LEXPD	003	ILSD-24	06/12/09	09:45
LEXPN	004	MHSD-2	06/12/09	10:45
LEXPP	005	MHSD-3	06/12/09	13:50
LEXP7	006	ILSD-17	06/12/09	14:25
LEXP8	007	RB061209	06/12/09	11:50
LEXQL	008	TB061209	06/12/09	07:30
LEXQQ	009	MHSD-2D	06/12/09	10:45

NOTE(S):

- The analytical results of the samples listed above are presented on the following pages.
- All calculations are performed before rounding to avoid round-off errors in calculated results.
- Results noted as "ND" were not detected at or above the stated limit.
- This report must not be reproduced, except in full, without the written approval of the laboratory.
- Results for the following parameters are never reported on a dry weight basis: color, corrosivity, density, flashpoint, ignitability, layers, odor, paint filter test, pH, porosity pressure, reactivity, redox potential, specific gravity, spot tests, solids, solubility, temperature, viscosity, and weight.

[redacted]

Chain of Custody Record

Temperature on Receipt _____

Drinking Water? Yes ☐ No ☐

TestAmerica

THE LEADER IN ENVIRONMENTAL TESTING

TAL-4124 (1007)

Client: Tetra Tech NUS, Inc.	Project Manager: Dev Murali	Date: 6/12/2009	Chain of Custody Number: 113725
Address: 20251 Century Blvd, Suite 200	Telephone Number (Area Code)/Fax Number: 301 528 5552 301 528 3000	Lab Number:	Page 1 of 1
City: Germantown; State: MD; Zip Code: 20878	Site Contact: F. Kolberg; Lab Contact:		
Project Name and Location (State): Block E Storm Sewer Sediment Sampling - MRC	Carrier/Waybill Number: Fed EX 8655 6128 2835, 8655 6128 2846		
Contract/Purchase Order/Quote No.: 112IC02135, Storm SEWER Sampling			

Analysis (Attach list if more space is needed)

Sample I.D. No. and Description (Containers for each sample may be combined on one line)	Date	Time	Matrix: Air	Aqueous	Sed.	Soil	Containers & Preservatives: Unpres.	H2SO4	HNO3	HCl	NaOH	ZnAc/NaOH	VOC	PAH, PCB, metals, TS	TCLP (Full)	RCRA - Ignitability	Corrosivity	Reactivity	PAH, PCBs	METALS	Special Instructions/ Conditions of Receipt
ILSD-23	6/12/09	830			✓		✓						1	1							
ILSD-9	↓	910			✓		↓							1							Analyze for PCB + PAH First. The metals VOCs
ILSD-24	↓	945			✓		↓						1	1	1	1	1	1			TCLP + RCRA in one container
MHSD-2	↓	1045			✓		↓						1	1	1	1	1	1			
MHSD-3	↓	1350			✓		↓						1	1							MS/MSD volumes 1 4oz + 1 8oz
ILSD-17	↓	1425			✓		↓						1	1							
RB061209	↓	1150		✓			✓		✓	✓			3						3	1	
TB061209	↓	0730		✓						✓			2								TRIP BLANK
MHSD-2D	↓	1045			✓		✓						1	1							

Possible Hazard Identification: ☐ Non-Hazard ☐ Flammable ☐ Skin Irritant ☐ Poison B ☒ Unknown

Sample Disposal: ☐ Return To Client ☒ Disposal By Lab ☐ Archive For _____ Months (A fee may be assessed if samples are retained longer than 1 month)

Turn Around Time Required: ☐ 24 Hours ☐ 48 Hours ☐ 7 Days ☐ 14 Days ☐ 21 Days ☐ Other see P.O.

QC Requirements (Specify): see purchase order

	Date	Time		Date	Time
1. Relinquished By: FJK	6/12/09	1700	1. Received By: FJK FedEx	6/12/09	1700
2. Relinquished By:			2. Received By: Chris [signature]	6-13-09	9:50
3. Relinquished By:			3. Received By:		

Comments: MS/MSD volumes submitted for MHSD-3

DISTRIBUTION: WHITE - Returned to Client with Report; CANARY - Stays with the Sample; PINK - Field Copy

North Canton

23

TestAmerica Cooler Receipt Form/Narrative **Lot Number:** 490F150107
North Canton Facility

Client Tetra Tech Project Storm sewer By: (Signature)
Cooler Received on 6-13-09 Opened on 6-13-09
FedEx ☐ UPS ☐ DHL ☐ FAS ☐ Stetson ☐ Client Drop Off ☐ TestAmerica Courier ☐ Other
TestAmerica Cooler # Multiple Coolers ☒ Foam Box ☐ Client Cooler ☐ Other

1. Were custody seals on the outside of the cooler(s)? Yes ☒ No ☐ Intact? Yes ☒ No ☐ NA ☐
   If YES, Quantity 4 Quantity Unsalvageable
   Were custody seals on the outside of cooler(s) signed and dated? Yes ☒ No ☐ NA ☐
   Were custody seals on the bottle(s)? Yes ☐ No ☒
   If YES, are there any exceptions?
2. Shippers' packing slip attached to the cooler(s)? Yes ☐ No ☐
3. Did custody papers accompany the sample(s)? Yes ☒ No ☐ Relinquished by client? Yes ☐ No ☐
4. Were the custody papers signed in the appropriate place? Yes ☒ No ☐
5. Packing material used: Bubble Wrap ☒ Foam ☒ None ☐ Other
6. Cooler temperature upon receipt °C See back of form for multiple coolers/temps ☒
   METHOD: IR ☒ Other ☐
   COOLANT: Wet Ice ☒ Blue Ice ☐ Dry Ice ☐ Water ☐ None ☐
7. Did all bottles arrive in good condition (Unbroken)? Yes ☒ No ☐
8. Could all bottle labels be reconciled with the COC? Yes ☒ No ☐
9. Were sample(s) at the correct pH upon receipt? Yes ☒ No ☐ NA ☐
10. Were correct bottle(s) used for the test(s) indicated? Yes ☒ No ☐
11. Were air bubbles >6 mm in any VOA vials? Yes ☐ No ☒ NA ☐
12. Sufficient quantity received to perform indicated analyses? Yes ☒ No ☐
13. Was a trip blank present in the cooler(s)? Yes ☒ No ☒ Were VOAs on the COC? Yes ☒ No ☐

Contacted PM Date by via Verbal ☐ Voice Mail ☐ Other ☐
Concerning

14. CHAIN OF CUSTODY

The following discrepancies occurred:

15. SAMPLE CONDITION

Sample(s) were received after the recommended holding time had expired.
Sample(s) were received in a broken container.
Sample(s) were received with bubble >6 mm in diameter. (Notify PM)

16. SAMPLE PRESERVATION

Sample(s) were further preserved in Sample Receiving to meet recommended pH level(s). *Nitric Acid Lot# 031909-HNO_3; Sulfuric Acid Lot# 100108-H_2SO_4; Sodium Hydroxide Lot# 073007 -NaOH; Hydrochloric Acid Lot# 092006-HCl; Sodium Hydroxide and Zinc Acetate Lot# 050205-$(CH_3COO)_2ZN$/NaOH.* What time was preserved added to sample(s)?

Client ID	pH	Date	Initials
RB 061209	<2	CSL	6-13-09

TestAmerica Cooler Receipt Form/Narrative
North Canton Facility

Client ID	pH	Date	Initials

LOCKHEED MIDDLE RIVER
SEDIMENT DATA
9F15107

FRACTION	CHEMICAL	MHSD-2	UNITS	MHSD-2D	RPD	D
M	ANTIMONY	10.2 J	MG/KG	14 J	31.40	3.80
M	ARSENIC	60.2 J	MG/KG	73.6 J	20.03	13.40
M	BARIUM	439 J	MG/KG	600 J	30.99	161.00
M	BERYLLIUM	6.4 J	MG/KG	6.7 J	4.58	0.30
M	CADMIUM	3 J	MG/KG	2.5 J	18.18	0.50
M	CHROMIUM	27.6 J	MG/KG	54 J	**64.71**	26.40
M	COBALT	70.8 J	MG/KG	93.6 J	27.74	22.80
M	COPPER	237 J	MG/KG	325 J	31.32	88.00
M	IRON	176000 J	MG/KG	289000 J	48.60	113000.00
M	LEAD	127 J	MG/KG	187 J	38.22	60.00
M	MANGANESE	602 J	MG/KG	1070 J	**55.98**	468.00
M	MERCURY	0.15 J	MG/KG	0.24 J	46.15	0.09
M	MOLYBDENUM	2 B	MG/KG	3.2 J	46.15	1.20
M	NICKEL	187 J	MG/KG	248 J	28.05	61.00
M	SELENIUM	2.3 J	MG/KG	2.4 J	4.26	0.10
M	SILVER	0.31 J	MG/KG	0.42 J	30.14	0.11
M	THALLIUM	ND	MG/KG	0.28 B OK	**200.00**	0.28
M	VANADIUM	32.8 J	MG/KG	57.3 J	**54.38**	24.50
M	ZINC	666 J	MG/KG	831 J	22.04	165.00

OK: Results < 4 x RL
0 - 1 x RL

Current RPD Quality Control Limit: 50 %.
Shaded cells indicate RPDs that exceed the applicable quality control limit.

Sediment

Total Metals I80622A

Affected Analyte	Sample	Reported Result	Qualifier	Interferent	Interferent level in ICS	Conc. ICS	Interferent Level	Est. Interference	Validation Action	Validation Action
Sb	ILSD-17	7.6		Fe	52600	0.096	27400	0.05	na	na
As		9.3			52600	0.63	27400	0.33	na	na
Ba		127			52600	0.71	27400	0.37	na	na
Cd		5.3			52600	-0.23	27400	-0.12	na	na
Cr		58.2			52600	0.63	27400	0.33	na	na
Cu		234			52600	0.12	27400	0.06	na	na
Pb		242			52600	0.046	27400	0.02	na	na
Mn		259			52600	0.97	27400	0.51	na	na
Ni		39.5			52600	0.42	27400	0.22	na	na
Zn		874			52600	2	27400	1.04	na	na

Affected Analyte	Sample	Reported Result	Qualifier	Interferent	Interferent level in ICS	Conc. ICS	Interferent Level	Est. Interference	Validation Action	Validation Action
Sb	ILSD-23	1		Fe	52600	0.096	16700	0.03	na	na
As		3.3			52600	0.63	16700	0.20	na	na
Ba		113			52600	0.71	16700	0.23	na	na
Cd		3.1			52600	-0.23	16700	-0.07	na	na
Cr		28.5			52600	0.63	16700	0.20	na	na
Cu		15.7			52600	0.12	16700	0.04	na	na
Pb		138			52600	0.046	16700	0.01	na	na
Mn		853			52600	0.97	16700	0.31	na	na
Ni		61.9			52600	0.42	16700	0.13	na	na
Zn		489			52600	2	16700	0.63	na	na

Affected Analyte	Sample	Reported Result	Qualifier	Interferent	Interferent level in ICS	Conc. ICS	Interferent Level	Est. Interference	Validation Action	Validation Action
Sb	ILSD-9	0.42		Fe	52600	0.096	13000	0.02	na	na
As		2.6			52600	0.63	13000	0.16	na	na
Ba		91.5			52600	0.71	13000	0.18	na	na
Cd		0.93			52600	-0.23	13000	-0.06	na	na
Cr		29.1			52600	0.63	13000	0.16	na	na
Cu		18.6			52600	0.12	13000	0.03	na	na
Pb		137			52600	0.046	13000	0.01	na	na
Mn		626			52600	0.97	13000	0.24	na	na
Ni		18.2			52600	0.42	13000	0.10	na	na
Zn		155			52600	2	13000	0.49	na	na

Affected Analyte	Sample	Reported Result	Qualifier	Interferent	Interferent level in ICS	Conc. ICS	Interferent Level	Est. Interference	Validation Action	Validation Action
Sb	MHSD-2	10.2		Fe	52600	0.096	176000	0.32	na	na
As		60.2			52600	0.63	176000	2.11	na	na
Ba		439			52600	0.71	176000	2.38	na	na
Cd		3			52600	-0.23	176000	-0.77	J	na
Cr		27.6			52600	0.63	176000	2.11	na	na
Cu		237			52600	0.12	176000	0.40	na	na
Pb		127			52600	0.046	176000	0.15	na	na
Mn		602			52600	0.97	176000	3.25	na	na
Ni		187			52600	0.42	176000	1.41	na	na
Zn		666			52600	2	176000	6.69	na	na

Sediment

Total Metals I80622A

Affected Analyte	Sample	Reported Result	Qualifier	Interferent	Interferent level in ICS	Conc. ICS	Interferent Level	Est. Interference	Validation Action	Validation Action
Sb	MHSD-3	1.1		Fe	52600	0.096	37200	0.07	na	na
As		8.8			52600	0.63	37200	0.45	na	na
Ba		210			52600	0.71	37200	0.50	na	na
Cd		2			52600	-0.23	37200	-0.16	na	na
Cr		40.3			52600	0.63	37200	0.45	na	na
Cu		16.2			52600	0.12	37200	0.08	na	na
Pb		100			52600	0.046	37200	0.03	na	na
Mn		1560			52600	0.97	37200	0.69	na	na
Ni		21.2			52600	0.42	37200	0.30	na	na
Zn		266			52600	2	37200	1.41	na	na

Total Metals I80623A

Affected Analyte	Sample	Reported Result	Qualifier	Interferent	Interferent level in ICS	Conc. ICS	Interferent Level	Est. Interference	Validation Action	Validation Action
Sb	MHSD-2D	14		Fe	52100	0.11	289000	0.61	na	na
As		73.6			52100	0.45	289000	2.50	na	na
Ba		600			52100	0.71	289000	3.94	na	na
Cd		2.5			52100	-0.24	289000	-1.33	J	na
Cr		54			52100	0.3	289000	1.66	na	na
Cu		325			52100	0.19	289000	1.05	na	na
Pb		187			52100	0.041	289000	0.23	na	na
Mn		1070			52100	1	289000	5.55	na	na
Ni		248			52100	0.46	289000	2.55	na	na
Ag		0.42			52100	0.035	289000	0.19	J	na

Sample Calc. - Total Metals

ILSD-23

LEXN6 6/22/2009 17:23:38 QC Status: PASS (Initial: PASS)

User Pre-dilution: 1.000

Run	Time	6Li	9Be	10B
		ppb	ppb	ppb
X		65.046%	9.484	55.890
%RSD		0.477	2.124	6.085
Run	**Time**	**23Na**	**25Mg**	**27Al**
		ppb	ppb	ppb
X		3265.000	M 151300.000	M 71370.000
%RSD		0.607	M 0.614	M 0.935
Run	**Time**	**35Cl**	**39K**	**43Ca**
		ppb	ppb	ppb
X		0.000	T 4565.000	TM 338900.000
%RSD		0.000	T 0.725	TM 0.545
Run	**Time**	**45Sc**	**45Sc**	**47Ti**
		ppb	ppb	ppb
X		T 77.250%	60.255%	M 2460.000
%RSD		T 0.104	5.103	M 0.347
Run	**Time**	**51V**	**52Cr**	**53Cl O**
		ppb	ppb	ppb
X		M 265.700	M 206.200	4.796
%RSD		M 1.426	M 1.164	48.130
Run	**Time**	**55Mn**	**56Fe**	**59Co**
		ppb	ppb	ppb
X		TM 6164.000	TM 120900.000	39.660
%RSD		TM 0.695	TM 0.824	1.676
Run	**Time**	**60Ni**	**65Cu**	**66Zn**
		ppb	ppb	ppb
X		M 447.400	113.200	M 3533.000
%RSD		M 1.779	1.970	M 2.228
Run	**Time**	**72Ge**	**75As**	**77Ar Cl**
		ppb	ppb	ppb
X		55.889%	24.160	0.559
%RSD		5.270	0.533	18.200
Run	**Time**	**78Se**	**88Sr**	**95Mo**
		ppb	ppb	ppb
X		6.027	M 503.500	8.377
%RSD		5.706	M 0.374	3.161
Run	**Time**	**105Pd**	**107Ag**	**108Mo O**
		ppb	ppb	ppb
X		0.000	0.747	-119.300
%RSD		0.000	4.301	22.360
Run	**Time**	**111Cd**	**115In**	**118Sn**
		ppb	ppb	ppb
X		22.120	63.839%	20.520
%RSD		1.188	4.298	3.514
Run	**Time**	**121Sb**	**137Ba**	**205Tl**
		ppb	ppb	ppb
X		7.399	M 818.700	0.233
%RSD		4.087	M 0.471	2.964
Run	**Time**	**208Pb**	**209Bi**	
		ppb	ppb	
X		TM 1000.000	63.241%	
%RSD		TM 0.938	2.248	

Barium

$818.700 \times \frac{1}{0.72} \times \frac{1}{10} = 113.7\ mg/kg$

Barium reported result: 113 mg/kg

% solids conversion

North Canton

Sample Calc.
- TCLP Metals

Analysis Report Averages 06/22/09 08:07:47 AM page 569

ILSD-24

Method: TOTAL Sample Name: LEXPDT Operator: KLC
Run Time: 06/19/09 16:09 Filename: I50615A
Mode: CONC Type: S Corr. Factor: 1.00000
Lab ID.: N.CANTON Cust. Smpl. ID.: Cust. ID.:

Elems	Ag	Al	As	B	Ba	Be
Units	ppb	ppb	ppb	ppb	ppb	ppb
Avge	-.0969	17.58	1.2056	73.03	508.2	.2898
SDev	.3566	1.088	1.5291	.1179	1.5	.0121
%RSD	368	6.186	126.84	.1615	.2952	4.187

Elems	Ca	Cd	Co	Cr	Cu	Fe
Units	ppb	ppb	ppb	ppb	ppb	ppb
Avge	H635300.	12.36	26.82	3.926	.4503	20.50
SDev	394.7	.1295	.4503	.2261	.3533	2.076
%RSD	.0621	1.048	1.679	5.759	78.46	10.12

Elems	K	Mg	Mn	Mo	Na	Ni
Units	ppb	ppb	ppb	ppb	ppb	ppb
Avge	4357.	18710.	3621.	1.236	H1125e3	26.33
SDev	8.053	6.95	5.245	.3462	1188	.0166
%RSD	.1848	.0372	.1448	28.01	.1056	.063

Elems	Se	Pb	Sb	Sn	Ti	Tl
Units	ppb	ppb	ppb	ppb	ppb	ppb
Avge	4.9772	4.9853	4.8989	44.23	-9.973	1.9285
SDev	.18026	.67927	.82081	4.637	.4731	1.3825
%RSD	3.6218	13.626	16.755	10.49	4.744	71.687

Elems	V	Zn	2203\1	2203\2	1960\1	1960\2
Units	ppb	ppb	ppb	ppb	ppb	ppb
Avge	1.959	1049.	3.0904	5.9313	12.392	1.2752
SDev	.0678	2.78	2.6766	.31787	1.6315	1.0848
%RSD	3.462	.2651	86.608	5.3593	13.166	85.069

Elems	2068/2	2068/1	Y_3710	*Y
Units	ppb	ppb	ppb	
Avge	4.7533	4.9716	5.0000	18633.1
SDev	.60515	1.5327	0	24.7487
%RSD	12.731	30.83	0	.13282

cadmium reported result: 0.012 mg/L

12.36 × 0.001 = 0.012 mg/L

: Instrument Upload Run Log - Page 1 :
: Started Tue Jun 23 04:35:25 2009 by DAVIESB :
: Data File: UPL$CAN_DATA_ROOT:<REP>I80622B.CSV;1 :

#	WorkOrder	Dilution	Date	Time	Batch	Lot	Instrument
1	STD1	1	22-JUN-2009	12:49:46			I8
2	STD2	1	22-JUN-2009	12:52:40			I8
3	STD3	1	22-JUN-2009	12:57:17			I8
4	STD4	1	22-JUN-2009	13:02:50			I8
5	ICV	1	22-JUN-2009	13:06:50			I8
6	ICB	1	22-JUN-2009	13:11:39			I8
7	CRI	1	22-JUN-2009	13:14:34			I8
8	ICSA	1	22-JUN-2009	13:18:41			I8
9	ICSAB	1	22-JUN-2009	13:21:44			I8
10	CCV	1	22-JUN-2009	13:29:34			I8
11	CCB	1	22-JUN-2009	13:34:06			I8
12	LE8K2L	1	22-JUN-2009	13:38:06			I8
13	LE5QLB	1	22-JUN-2009	13:42:07	9169021	A9F180000	I8
14	LE5QLC	1	22-JUN-2009	13:45:16	9169021	A9F180000	I8
15	LE3E2	5	22-JUN-2009	13:49:39	9169021	A9F170131	I8
16	LE3E2	1	22-JUN-2009	13:53:40	9169021	A9F170131	I8
17	LE3E2F	1	22-JUN-2009	13:57:41	9169021	A9F170131	I8
18	LE3E2S	5	22-JUN-2009	14:01:37	9169021	A9F170131	I8
19	LE3E2D	5	22-JUN-2009	14:04:36	9169021	A9F170131	I8
20	LERGTB	1	22-JUN-2009	14:08:38	9163017	A9F120000	I8
21	LERGTC	1	22-JUN-2009	14:11:43	9163017	A9F120000	I8
22	CCV	1	22-JUN-2009	14:16:33			I8
23	CCB	1	22-JUN-2009	14:21:20			I8
24	LEQH9	1	22-JUN-2009	14:24:13	9163017	A9F110284	I8
25	LEQH9S	1	22-JUN-2009	14:28:20	9163017	A9F110284	I8
26	LEQH9D	1	22-JUN-2009	14:32:59	9163017	A9F110284	I8
27	LEQJ4	1	22-JUN-2009	14:37:58	9163017	A9F110284	I8
28	LEQKM	1	22-JUN-2009	14:41:57	9163017	A9F110284	I8
29	LEMPH	1	22-JUN-2009	14:45:55	9163017	C9F09193	I8
30	LEMP0F	1	22-JUN-2009	14:49:53	9163017	C9F09193	I8
31	LEMP0FL	1	22-JUN-2009	14:53:53			I8
32	LEMQK	1	22-JUN-2009	14:57:53	9163017	C9F09193	I8
33	LE00GB	1	22-JUN-2009	15:01:03	9167027	A9F160000	I8
34	CCV	1	22-JUN-2009	15:07:41			I8
35	CCB	1	22-JUN-2009	15:12:15			I8
36	LFD02B	1	22-JUN-2009	15:16:15	9173019	A9F220000	I8
37	LFD02C	1	22-JUN-2009	15:20:17	9173019	A9F220000	I8
38	LEWN4	1	22-JUN-2009	15:24:27	9173019	A9F130172	I8
39	LE8GJ	1	22-JUN-2009	15:28:29	9173019	A9F190108	I8
40	LE8GJS	1	22-JUN-2009	15:32:32	9173019	A9F190108	I8
41	LE8GJD	1	22-JUN-2009	15:37:06	9173019	A9F190108	I8
42	LE8GK	1	22-JUN-2009	15:41:19	9173019	A9F190108	I8
43	LE8GM	1	22-JUN-2009	15:45:21	9173019	A9F190108	I8
44	LE8GML	1	22-JUN-2009	15:49:22			I8

(continued)

#	WorkOrder	Dilution	Date	Time	Batch	Lot	Instrument
45	LE00GC	1	22-JUN-2009	15:53:23	9167027	A9F160000	I8
46	CCV	1	22-JUN-2009	15:57:40			I8
47	CCB	1	22-JUN-2009	16:02:29			I8
48	LETN8	1	22-JUN-2009	16:06:32	9167027	9F11135	I8
49	LETN8X	1	22-JUN-2009	16:10:33	9167027	9F11135	I8
50	LETN8S	1	22-JUN-2009	16:14:31	9167027	9F11135	I8
51	LETQD	1	22-JUN-2009	16:18:33	9167027	9F11135	I8
52	LETQE	1	22-JUN-2009	16:22:30	9167027	9F11135	I8
53	LETQK	1	22-JUN-2009	16:26:32	9167027	9F11135	I8
54	LETQL	1	22-JUN-2009	16:30:39	9167027	9F11135	I8
55	LETQN	1	22-JUN-2009	16:34:38	9167027	9F11135	I8
56	LETQV	1	22-JUN-2009	16:38:43	9167027	9F11135	I8
57	LETQW	1	22-JUN-2009	16:42:43	9167027	9F11135	I8
58	CCV	1	22-JUN-2009	16:46:41			I8
59	CCB	1	22-JUN-2009	16:50:51			I8
60	ICSA	1	22-JUN-2009	16:54:50			I8
61	ICSAB	1	22-JUN-2009	16:58:51			I8
62	LETQX	1	22-JUN-2009	17:03:20	9167027	9F11135	I8
63	LETQ2	1	22-JUN-2009	17:07:24	9167027	9F11135	I8
64	CCV	1	22-JUN-2009	17:11:22			I8
65	CCB	1	22-JUN-2009	17:15:41			I8
66	LETQ5	1	22-JUN-2009	17:19:40	9167027	9F11135	I8
67	LEXN6	1	22-JUN-2009	17:23:38	9167027	9F15107	I8
68	LEXPC	1	22-JUN-2009	17:27:40	9167027	9F15107	I8
69	LEXPD	1	22-JUN-2009	17:31:38	9167027	9F15107	I8
70	LEXPN	1	22-JUN-2009	17:35:36	9167027	9F15107	I8
71	LEXPP	1	22-JUN-2009	17:39:39	9167027	9F15107	I8
72	LEXPPX	1	22-JUN-2009	17:43:40	9167027	9F15107	I8
73	LEXPPS	1	22-JUN-2009	17:47:42	9167027	9F15107	I8
74	LEXP7	1	22-JUN-2009	17:51:55	9167027	9F15107	I8
75	LEXQQ	1	22-JUN-2009	17:55:54	9167027	9F15107	I8
76	CCV	1	22-JUN-2009	17:59:52			I8
77	CCB	1	22-JUN-2009	18:04:01			I8
78	LEXQQL	1	22-JUN-2009	18:07:59			I8
79	LEXDFB	1	22-JUN-2009	18:12:02	9166022	A9F150000	I8
80	LEXDFC	1	22-JUN-2009	18:16:01	9166022	A9F150000	I8
81	LETLR	1	22-JUN-2009	18:20:15	9166022	A9F120205	I8
82	LETMF	1	22-JUN-2009	18:24:14	9166022	A9F120205	I8
83	LETMG	1	22-JUN-2009	18:28:22	9166022	A9F120205	I8
84	LETMN	1	22-JUN-2009	18:32:20	9166022	A9F120205	I8
85	LEWEM	1	22-JUN-2009	18:36:19	9166022	A9F130133	I8
86	LEWEN	1	22-JUN-2009	18:40:31	9166022	A9F130133	I8
87	LEWENS	1	22-JUN-2009	18:44:29	9166022	A9F130133	I8
88	CCV	1	22-JUN-2009	18:48:41			I8

---------- (continued) ----------

Batch Number: **9167027**

TestAmerica Laboratories, Inc.
Metals Prep Log/ Batch Summary

Prepared By:
Lisa McGall
(e-Signature)

Prep Date: 06/16/09
Due Date: 06/26/09

Lot	Work Order			ICP Weight	ICPMS Weight	Hg Weight
A9F160000 Solid	LE00G	B	Due Date: SDG:		1.00 g	0.60 g
A9F160000 Solid	LE00G	C	Due Date: SDG:		1.00 g	0.60 g
A9F120214 Solid	LETN8 Total		Due Date: 06/26/09 SDG: 9F11135		1.00 g	0.60 g
A9F120214 Solid	LETN8 Total	S	Due Date: 06/26/09 SDG: 9F11135		1.00 g	0.60 g
A9F120214 Solid	LETN8 Total	X	Due Date: 06/26/09 SDG: 9F11135		1.00 g	0.60 g
A9F120214 Solid	LETQD Total		Due Date: 06/26/09 SDG: 9F11135		1.00 g	0.60 g
A9F120214 Solid	LETQE Total		Due Date: 06/26/09 SDG: 9F11135		1.00 g	0.60 g
A9F120214 Solid	LETQK Total		Due Date: 06/26/09 SDG: 9F11135		1.00 g	0.60 g
A9F120214 Solid	LETQL Total		Due Date: 06/26/09 SDG: 9F11135		1.00 g	0.60 g
A9F120214 Solid	LETQN Total		Due Date: 06/26/09 SDG: 9F11135		1.00 g	0.60 g
A9F120214 Solid	LETQV Total		Due Date: 06/26/09 SDG: 9F11135		1.00 g	0.60 g
A9F120214 Solid	LETQW Total		Due Date: 06/26/09 SDG: 9F11135		1.00 g	0.60 g
A9F120214 Solid	LETQX Total		Due Date: 06/26/09 SDG: 9F11135		1.00 g	0.60 g
A9F120214 Solid	LETQ2 Total		Due Date: 06/26/09 SDG: 9F11135		1.00 g	0.60 g
A9F120214 Solid	LETQ5 Total		Due Date: 06/26/09 SDG: 9F11135		1.00 g	0.60 g
A9F150107 Solid	LEXN6 Total		Due Date: 06/26/09 SDG: 9F15107		1.00 g	0.60 g
A9F150107 Solid	LEXPC Total		Due Date: 06/26/09 SDG: 9F15107		1.00 g	0.60 g
A9F150107 Solid	LEXPD Total		Due Date: 06/26/09 SDG: 9F15107		1.00 g	0.60 g
A9F150107 Solid	LEXPN Total		Due Date: 06/26/09 SDG: 9F15107		1.00 g	0.60 g
A9F150107 Solid	LEXPP Total		Due Date: 06/26/09 SDG: 9F15107		1.00 g	0.60 g
A9F150107 Solid	LEXPP Total	S	Due Date: 06/26/09 SDG: 9F15107		1.00 g	0.60 g
A9F150107 Solid	LEXPP Total	X	Due Date: 06/26/09 SDG: 9F15107		1.00 g	0.60 g

Batch Number: **9167027**

TestAmerica Laboratories, Inc.
Metals Prep Log/ Batch Summary

Prepared By:
Lisa McGall
(e-Signature)

Prep Date: 06/16/09
Due Date: 06/26/09

Lot	Work Order		ICP Weight	ICPMS Weight	Hg Weight
A9F150107 Solid	LEXP7 Total	Due Date: 06/26/09 SDG: 9F15107		1.00 g	0.60 g
A9F150107 Solid	LEXQQ Total	Due Date: 06/26/09 SDG: 9F15107		1.00 g	0.60 g

LEVEL 2

BLANK AND CHECK STANDARD ON BATCH	X
MS/MSD AND PDS ON BATCH	X
CORRECT SPIKES ADDED	X
SPIKING SOLUTIONS DOCUMENTED ON BATCH LOG	X

Comments:

B-BLANK; C-CHECK SAMPLE; L-CHECK SAMPLE DUPLICATE; P-SERIAL DILUTION; S-MATRIX SPIKE SAMPLE; D-MATRIX SPIKE DUPLICATE SAMPLE

Unless otherwise noted, final volumes are as follows: Soils - 100 mL. Waters - ICP and ICPMS - 50 mL, Hg - 100 mL.

ICPMS ELEMENTS WITHIN THE BATCH:

AG AS BA BE CD CO CR CU FE MN MO NI PB SB SE TL VX ZN

Matrix Spike Information:

LETN8	Hg	ICPMS-1	ICPMS-2

Matrix Spike Information:

LEXPP	Hg	ICPMS-1	ICPMS-2

Check Sample Information:

LE00G	Hg	ICPMS-1	ICPMS-2

Prep Method(s): SW846 3050B, SW846 7471A

TestAmerica North Canton

Metals Data Reporting Form

Initial Calibration Verification Standard

Instrument: ICPMS **Units:** ug/L

Chart Number: I80622B.csv **Acceptable Range:** 90% - 110%

Standard Source: _____ **Standard ID:** _____

Element	WL/ Mass	True Conc	ICV 6/22/2009 1:06 PM Found	% Rec	Found	% Rec	Found	% Rec	Found	% Rec	Found	% Rec
Antimony	121	80.0	82.62	**103.3**								
Arsenic	75	80.0	79.20	**99.0**								
Barium	137	80.0	77.78	**97.2**								
Beryllium	9	80.0	79.79	**99.7**								
Cadmium	111	80.0	81.53	**101.9**								
Chromium	52	80.0	80.93	**101.2**								
Cobalt	59	80.0	80.90	**101.1**								
Copper	65	80.0	82.75	**103.4**								
Iron	56	20000.0	20023.33	**100.1**								
Lead	208	80.0	76.62	**95.8**								
Manganese	55	400.0	405.83	**101.5**								
Molybdenum	95	80.0	85.25	**106.6**								
Nickel	60	80.0	82.78	**103.5**								
Selenium	78	80.0	81.01	**101.3**								
Silver	107	80.0	83.98	**105.0**								
Thallium	205	80.0	77.53	**96.9**								
Vanadium	51	80.0	79.77	**99.7**								
Zinc	66	80.0	82.14	**102.7**								

TestAmerica North Canton

Metals Data Reporting Form

Continuing Calibration Verification

Instrument: ICPMS **Units:** ug/L

Chart Number: I80622B.csv **Acceptable Range:** 90% - 110%

Standard Source: _____ **Standard ID:** _____

Element	WL/ Mass	True Conc	CCV 6/22/2009 1:29 PM Found	% Rec	CCV 6/22/2009 2:16 PM Found	% Rec	CCV 6/22/2009 3:07 PM Found	% Rec	CCV 6/22/2009 3:57 PM Found	% Rec	CCV 6/22/2009 4:46 PM Found	% Rec
Antimony	121	100.0	101.97	**102.0**	102.43	**102.4**	100.73	**100.7**	103.07	**103.1**	103.17	**103.2**
Arsenic	75	100.0	100.43	**100.4**	99.63	**99.6**	99.88	**99.9**	99.69	**99.7**	99.78	**99.8**
Barium	137	100.0	98.06	**98.1**	99.30	**99.3**	97.84	**97.8**	99.98	**100.0**	99.27	**99.3**
Beryllium	9	100.0	97.42	**97.4**	97.03	**97.0**	99.52	**99.5**	97.85	**97.8**	99.15	**99.1**
Cadmium	111	100.0	101.73	**101.7**	104.30	**104.3**	101.50	**101.5**	103.47	**103.5**	102.30	**102.3**
Chromium	52	100.0	101.63	**101.6**	99.44	**99.4**	100.21	**100.2**	100.23	**100.2**	100.14	**100.1**
Cobalt	59	100.0	101.36	**101.4**	101.17	**101.2**	100.28	**100.3**	101.23	**101.2**	100.47	**100.5**
Copper	65	100.0	103.53	**103.5**	104.00	**104.0**	101.21	**101.2**	102.43	**102.4**	101.80	**101.8**
Iron	56	25000.0	25456.67	**101.8**	25533.33	**102.1**	25536.67	**102.1**	25636.67	**102.5**	25570.00	**102.3**
Lead	208	100.0	97.31	**97.3**	98.98	**99.0**	96.04	**96.0**	98.30	**98.3**	97.77	**97.8**
Manganese	55	500.0	506.93	**101.4**	503.30	**100.7**	498.03	**99.6**	501.03	**100.2**	502.87	**100.6**
Molybdenum	95	100.0	108.60	**108.6**	107.37	**107.4**	105.80	**105.8**	106.97	**107.0**	105.83	**105.8**
Nickel	60	100.0	102.12	**102.1**	101.53	**101.5**	101.57	**101.6**	102.17	**102.2**	101.53	**101.5**
Selenium	78	100.0	101.35	**101.3**	102.73	**102.7**	101.80	**101.8**	101.86	**101.9**	102.43	**102.4**
Silver	107	100.0	103.23	**103.2**	104.80	**104.8**	101.78	**101.8**	103.93	**103.9**	103.10	**103.1**
Thallium	205	100.0	97.17	**97.2**	97.39	**97.4**	97.03	**97.0**	97.19	**97.2**	95.85	**95.9**
Vanadium	51	100.0	100.90	**100.9**	99.46	**99.5**	99.44	**99.4**	99.24	**99.2**	98.40	**98.4**
Zinc	66	100.0	102.10	**102.1**	105.23	**105.2**	102.60	**102.6**	103.97	**104.0**	103.80	**103.8**

TestAmerica North Canton

Metals Data Reporting Form

Continuing Calibration Verification

Instrument: ICPMS **Units:** ug/L

Chart Number: I80622B.csv **Acceptable Range:** 90% - 110%

Standard Source: _____ **Standard ID:** _____

Element	WL/ Mass	True Conc	CCV 6 6/22/2009 5:11 PM Found	% Rec	CCV 7 6/22/2009 5:59 PM Found	% Rec	Found	% Rec	Found	% Rec	Found	% Rec
Antimony	121	100.0	101.57	**101.6**	102.60	**102.6**						
Arsenic	75	100.0	98.77	**98.8**	98.43	**98.4**						
Barium	137	100.0	98.09	**98.1**	100.02	**100.0**						
Beryllium	9	100.0	98.97	**99.0**	100.37	**100.4**						
Cadmium	111	100.0	101.43	**101.4**	103.47	**103.5**						
Chromium	52	100.0	101.63	**101.6**	100.71	**100.7**						
Cobalt	59	100.0	101.37	**101.4**	101.53	**101.5**						
Copper	65	100.0	103.20	**103.2**	103.63	**103.6**						
Iron	56	25000.0	25853.33	**103.4**	26046.67	**104.2**						
Lead	208	100.0	96.23	**96.2**	98.20	**98.2**						
Manganese	55	500.0	508.40	**101.7**	508.63	**101.7**						
Molybdenum	95	100.0	107.77	**107.8**	108.20	**108.2**						
Nickel	60	100.0	103.03	**103.0**	103.57	**103.6**						
Selenium	78	100.0	99.15	**99.2**	99.17	**99.2**						
Silver	107	100.0	102.67	**102.7**	104.47	**104.5**						
Thallium	205	100.0	96.88	**96.9**	97.23	**97.2**						
Vanadium	51	100.0	99.69	**99.7**	99.82	**99.8**						
Zinc	66	100.0	103.00	**103.0**	105.63	**105.6**						

TestAmerica North Canton

Metals Data Reporting Form

Contract Required Detection Limit Standard

Instrument: ICPMS **Units:** ug/L

Chart Number: I80622B.csv **Acceptable Range:** 50% - 150%

Standard Source: _____ **Standard ID:** _____

Element	WL/ Mass	True Conc	CRI 6/22/2009 1:14 PM Found	% Rec	Found	% Rec	Found	% Rec	Found	% Rec	Found	% Rec
Antimony	121	2.0	2.04	**101.8**								
Arsenic	75	2.0	1.88	**94.1**								
Barium	137	1.0	0.87	**87.4**								
Beryllium	9	1.0	1.04	**104.5**								
Cadmium	111	0.5	0.51	**101.1**								
Chromium	52	2.0	2.10	**104.9**								
Cobalt	59	1.0	0.99	**99.3**								
Copper	65	2.0	2.07	**103.6**								
Iron	56	20.0	51.02	**255.1**								
Lead	208	1.0	0.92	**92.5**								
Manganese	55	1.0	0.98	**98.0**								
Molybdenu	95	10.0	9.84	**98.4**								
Nickel	60	2.0	2.17	**108.5**								
Selenium	78	2.0	2.02	**101.1**								
Silver	107	0.5	0.56	**112.0**								
Thallium	205	1.0	0.95	**95.3**								
Vanadium	51	5.0	4.38	**87.6**								
Zinc	66	10.0	10.89	**108.9**								

METHOD BLANK REPORT

TOTAL Metals

Client Lot #...: 9F15107 **Matrix.....:** SOLID

PARAMETER	RESULT	REPORTING LIMIT	UNITS	METHOD	PREPARATION-ANALYSIS DATE	WORK ORDER #
MB Lot-Sample #: A9F160000-027 **Prep Batch #...:** 9167027						
Antimony	ND	0.20	mg/kg	SW846 6020	06/16-06/22/09	LE00G1AA
		Dilution Factor: 1				
		Analysis Time..: 15:01		Analyst ID.....: 002260	Instrument ID..: I8	
Arsenic	ND	0.50	mg/kg	SW846 6020	06/16-06/22/09	LE00G1AC
		Dilution Factor: 1				
		Analysis Time..: 15:01		Analyst ID.....: 002260	Instrument ID..: I8	
Barium	**0.13**	**0.10**	**mg/kg**	**SW846 6020**	**06/16-06/22/09**	**LE00G1AD**
		Dilution Factor: 1				
		Analysis Time..: 15:01		Analyst ID.....: 002260	Instrument ID..: I8	
Beryllium	ND	0.10	mg/kg	SW846 6020	06/16-06/22/09	LE00G1AE
		Dilution Factor: 1				
		Analysis Time..: 15:01		Analyst ID.....: 002260	Instrument ID..: I8	
Cadmium	ND	0.10	mg/kg	SW846 6020	06/16-06/22/09	LE00G1AF
		Dilution Factor: 1				
		Analysis Time..: 15:01		Analyst ID.....: 002260	Instrument ID..: I8	
Chromium	**0.076 B**	**0.20**	**mg/kg**	**SW846 6020**	**06/16-06/22/09**	**LE00G1AV**
		Dilution Factor: 1				
		Analysis Time..: 15:01		Analyst ID.....: 002260	Instrument ID..: I8	
Cobalt	ND	0.10	mg/kg	SW846 6020	06/16-06/22/09	LE00G1AG
		Dilution Factor: 1				
		Analysis Time..: 15:01		Analyst ID.....: 002260	Instrument ID..: I8	
Copper	**0.15 B**	**0.20**	**mg/kg**	**SW846 6020**	**06/16-06/22/09**	**LE00G1AH**
		Dilution Factor: 1				
		Analysis Time..: 15:01		Analyst ID.....: 002260	Instrument ID..: I8	
Iron	**3.4 B**	**10.0**	**mg/kg**	**SW846 6020**	**06/16-06/22/09**	**LE00G1AJ**
		Dilution Factor: 1				
		Analysis Time..: 15:01		Analyst ID.....: 002260	Instrument ID..: I8	
Lead	**0.0058 B**	**0.10**	**mg/kg**	**SW846 6020**	**06/16-06/22/09**	**LE00G1AK**
		Dilution Factor: 1				
		Analysis Time..: 15:01		Analyst ID.....: 002260	Instrument ID..: I8	
Manganese	**0.10 B**	**1.5**	**mg/kg**	**SW846 6020**	**06/16-06/22/09**	**LE00G1AL**
		Dilution Factor: 1				
		Analysis Time..: 15:01		Analyst ID.....: 002260	Instrument ID..: I8	

(Continued on next page)

METHOD BLANK REPORT

TOTAL Metals

Client Lot #...: 9F15107 **Matrix.....:** SOLID

PARAMETER	RESULT	REPORTING LIMIT	UNITS	METHOD	PREPARATION-ANALYSIS DATE	WORK ORDER #
Mercury	ND	0.10	mg/kg	SW846 7471A	06/16/09	LE00G1AW
		Dilution Factor: 1				
		Analysis Time..: 16:06		Analyst ID.....: 001576	Instrument ID..: H1	
Molybdenum	ND	0.20	mg/kg	SW846 6020	06/16-06/22/09	LE00G1AM
		Dilution Factor: 1				
		Analysis Time..: 15:01		Analyst ID.....: 002260	Instrument ID..: I8	
Nickel	**0.040 B**	**0.10**	**mg/kg**	**SW846 6020**	**06/16-06/22/09**	**LE00G1AN**
		Dilution Factor: 1				
		Analysis Time..: 15:01		Analyst ID.....: 002260	Instrument ID..: I8	
Selenium	ND	0.50	mg/kg	SW846 6020	06/16-06/22/09	LE00G1AP
		Dilution Factor: 1				
		Analysis Time..: 15:01		Analyst ID.....: 002260	Instrument ID..: I8	
Silver	ND	0.10	mg/kg	SW846 6020	06/16-06/22/09	LE00G1AQ
		Dilution Factor: 1				
		Analysis Time..: 15:01		Analyst ID.....: 002260	Instrument ID..: I8	
Thallium	ND	0.10	mg/kg	SW846 6020	06/16-06/22/09	LE00G1AR
		Dilution Factor: 1				
		Analysis Time..: 15:01		Analyst ID.....: 002260	Instrument ID..: I8	
Vanadium	ND	0.50	mg/kg	SW846 6020	06/16-06/22/09	LE00G1AT
		Dilution Factor: 1				
		Analysis Time..: 15:01		Analyst ID.....: 002260	Instrument ID..: I8	
Zinc	**0.81 B**	**1.0**	**mg/kg**	**SW846 6020**	**06/16-06/22/09**	**LE00G1AU**
		Dilution Factor: 1				
		Analysis Time..: 15:01		Analyst ID.....: 002260	Instrument ID..: I8	

NOTE(S):

Calculations are performed before rounding to avoid round-off errors in calculated results.

B Estimated result. Result is less than RL.

TestAmerica North Canton

Metals Data Reporting Form

Initial Calibration Blank Results

Instrument: ICPMS **Units:** ug/L

Chart Number: I80622B.csv

Standard Source: _____ **Standard ID:** _____

Element	WL/ Mass	Report Limit	ICB 6/22/2009 1:11 PM Found	Q	Found	Q	Found	Q	Found	Q	Found	Q
Antimony	121	2	0.055	U								
Arsenic	75	5	0.21	U								
Barium	137	1	0.052	U								
Beryllium	9	1	0.037	U								
Cadmium	111	1	0.027	U								
Chromium	52	2	0.066	U								
Cobalt	59	1	0.033	U								
Copper	65	2	0.064	U								
Iron	56	50	11	U								
Lead	208	1	0.034	U								
Manganese	55	1	0.14	U								
Molybdenum	95	2	**0.24**	**B**								
Nickel	60	1	0.1	U								
Selenium	78	5	0.14	U								
Silver	107	1	0.033	U								
Thallium	205	1	**0.2**	**B**								
Vanadium	51	5	0.6	U								
Zinc	66	10	0.85	U								

U Result is less than the IDL

B Result is between IDL and RL

TestAmerica North Canton

Metals Data Reporting Form

Continuing Calibration Blank Results

Instrument: ICPMS **Units:** ug/L

Chart Number: I80622B.csv

Standard Source: _____ **Standard ID:** _____

Element	WL/ Mass	Report Limit	CCB 6/22/2009 1:34 PM Found	Q	CCB 6/22/2009 2:21 PM Found	Q	CCB 6/22/2009 3:12 PM Found	Q	CCB 6/22/2009 4:02 PM Found	Q	CCB 6/22/2009 4:50 PM Found	Q
Antimony	121	2	0.055	U	**0.09**	**B**	**0.076**	**B**	**0.17**	**B**	**0.09**	**B**
Arsenic	75	5	0.21	U	0.21	U	0.21	U	0.21	U	0.21	U
Barium	137	1	0.052	U	0.052	U	0.052	U	0.052	U	**0.059**	**B**
Beryllium	9	1	0.037	U	0.037	U	0.037	U	**0.04**	**B**	**0.04**	**B**
Cadmium	111	1	0.027	U	0.027	U	**0.034**	**B**	**0.056**	**B**	**0.074**	**B**
Chromium	52	2	0.066	U	0.066	U	0.066	U	0.066	U	**-0.1**	**B**
Cobalt	59	1	0.033	U	0.033	U	0.033	U	**0.04**	**B**	**0.051**	**B**
Copper	65	2	0.064	U	0.064	U	**0.074**	**B**	0.064	U	**0.076**	**B**
Iron	56	50	11	U	11	U	11	U	**11.8**	**B**	**17.5**	**B**
Lead	208	1	0.034	U	0.034	U	0.034	U	**0.036**	**B**	**0.088**	**B**
Manganese	55	1	0.14	U	0.14	U	0.14	U	**0.21**	**B**	**0.31**	**B**
Molybdenum	95	2	**0.95**	**B**	**0.31**	**B**	**0.23**	**B**	**0.32**	**B**	**0.24**	**B**
Nickel	60	1	0.1	U	0.1	U	**0.1**	**B**	**0.16**	**B**	**0.12**	**B**
Selenium	78	5	0.14	U	0.14	U	0.14	U	0.14	U	0.14	U
Silver	107	1	0.033	U	0.033	U	0.033	U	**0.041**	**B**	**0.048**	**B**
Thallium	205	1	**0.23**	**B**	**0.28**	**B**	**0.24**	**B**	**0.19**	**B**	**0.18**	**B**
Vanadium	51	5	**-0.73**	**B**	0.6	U	0.6	U	0.6	U	**-0.7**	**B**
Zinc	66	10	0.85	U	0.85	U	0.85	U	0.85	U	0.85	U

U Result is less than the IDL

B Result is between IDL and RL

Form 3 Equivalent

TestAmerica North Canton

Metals Data Reporting Form

Continuing Calibration Blank Results

Instrument: ICPMS **Units:** ug/L

Chart Number: I80622B.csv

Standard Source: _____ **Standard ID:** _____

Element	WL/ Mass	Report Limit	CCB 6 6/22/2009 5:15 PM Found	Q	CCB 7 6/22/2009 6:04 PM Found	Q	Found	Q	Found	Q	Found	Q
Antimony	121	2	**0.15**	**B**	**0.19**	**B**						
Arsenic	75	5	0.21	U	0.21	U						
Barium	137	1	**0.067**	**B**	**0.12**	**B**						
Beryllium	9	1	**0.042**	**B**	**0.073**	**B**						
Cadmium	111	1	**0.068**	**B**	**0.077**	**B**						
Chromium	52	2	**-0.09**	**B**	0.066	U						
Cobalt	59	1	**0.06**	**B**	**0.094**	**B**						
Copper	65	2	**0.096**	**B**	**0.086**	**B**						
Iron	56	50	**22.6**	**B**	**37.5**	**B**						
Lead	208	1	**0.1**	**B**	**0.14**	**B**						
Manganese	55	1	**0.43**	**B**	**0.61**	**B**						
Molybdenum	95	2	**0.76**	**B**	**0.32**	**B**						
Nickel	60	1	**0.14**	**B**	**0.25**	**B**						
Selenium	78	5	0.14	U	0.14	U						
Silver	107	1	**0.066**	**B**	**0.07**	**B**						
Thallium	205	1	**0.2**	**B**	**0.2**	**B**						
Vanadium	51	5	0.6	U	0.6	U						
Zinc	66	10	0.85	U	0.85	U						

TestAmerica North Canton

Metals Data Reporting Form

Interference Check Standard A

Instrument: ICPMS **Units:** ug/L

Chart Number: I80622B.csv **Acceptable Range:** 0% - 0%

Standard Source: _____ **Standard ID:** _____

Element	WL/ Mass	Reporting Limit	True Conc	ICSA 6/22/2009 1:18 PM Found	Found	Found	Found	Found
Antimony	121	2		0.096				
Arsenic	75	5		0.630				
Barium	137	1		0.710				
Beryllium	9	1		-0.015				
Cadmium	111	1		-0.230				
Chromium	52	2		0.630				
Cobalt	59	1		0.023				
Copper	65	2		0.120				
Iron	56		50000	52600				
Lead	208	1		0.046				
Manganese	55	1		0.970				
Molybdenum	95	2	1000	1060				
Nickel	60	1		0.420				
Selenium	78	5		0.041				
Silver	107	1		0.015				
Thallium	205	1		0.034				
Vanadium	51	5		-0.280				
Zinc	66	10		2				

U Result is less than the IDL

B Result is between IDL and RL

Form 4 Equivalent

TestAmerica North Canton

Metals Data Reporting Form

Interference Check Standard AB

Instrument: ICPMS **Units:** ug/L

Chart Number: I80622B.csv **Acceptable Range:** 50% - 150%

Standard Source: _____ **Standard ID:** _____

Element	WL/ Mass	True Conc	ICSAB 6/22/2009 1:21 PM Found	% Rec	Found	% Rec	Found	% Rec	Found	% Rec	Found	% Rec
Antimony	121	100	104.0	**104.0**								
Arsenic	75	100	96.6	**96.6**								
Barium	137	100	100.7	**100.7**								
Beryllium	9	100	97.9	**97.9**								
Cadmium	111	100	101.5	**101.5**								
Chromium	52	100	103.7	**103.7**								
Cobalt	59	100	100.0	**100.0**								
Copper	65	100	99.8	**99.8**								
Iron	56	50000	52396.7	**104.8**								
Lead	208	100	99.8	**99.8**								
Manganese	55	100	106.0	**106.0**								
Molybdenum	95	1000	1167.3	**116.7**								
Nickel	60	100	102.8	**102.8**								
Selenium	78	100	98.7	**98.7**								
Silver	107	100	102.4	**102.4**								
Thallium	205	100	100.3	**100.3**								
Vanadium	51	100	102.9	**102.9**								
Zinc	66	100	102.7	**102.7**								

N Spike recovery failed
NC Percent recovery was not calculated
U Result is less than the IDL

LABORATORY CONTROL SAMPLE EVALUATION REPORT

TOTAL Metals

Client Lot #...: 9F15107 **Matrix.....:** SOLID

PARAMETER	PERCENT RECOVERY	RECOVERY LIMITS	METHOD	PREPARATION-ANALYSIS DATE	WORK ORDER #
LCS Lot-Sample#: A9F160000-027 **Prep Batch #...:** 9167027					
Antimony	90	(68 - 113)	SW846 6020	06/16-06/22/09	LE00G1AX
		Dilution Factor: 1	Analysis Time..: 15:53	Analyst ID.....: 002260	
		Instrument ID..: I8			
Arsenic	83	(73 - 110)	SW846 6020	06/16-06/22/09	LE00G1A0
		Dilution Factor: 1	Analysis Time..: 15:53	Analyst ID.....: 002260	
		Instrument ID..: I8			
Barium	94	(70 - 110)	SW846 6020	06/16-06/22/09	LE00G1A1
		Dilution Factor: 1	Analysis Time..: 15:53	Analyst ID.....: 002260	
		Instrument ID..: I8			
Beryllium	84	(79 - 110)	SW846 6020	06/16-06/22/09	LE00G1A2
		Dilution Factor: 1	Analysis Time..: 15:53	Analyst ID.....: 002260	
		Instrument ID..: I8			
Cadmium	91	(74 - 110)	SW846 6020	06/16-06/22/09	LE00G1A3
		Dilution Factor: 1	Analysis Time..: 15:53	Analyst ID.....: 002260	
		Instrument ID..: I8			
Cobalt	96	(74 - 110)	SW846 6020	06/16-06/22/09	LE00G1A4
		Dilution Factor: 1	Analysis Time..: 15:53	Analyst ID.....: 002260	
		Instrument ID..: I8			
Copper	102	(73 - 110)	SW846 6020	06/16-06/22/09	LE00G1A5
		Dilution Factor: 1	Analysis Time..: 15:53	Analyst ID.....: 002260	
		Instrument ID..: I8			
Iron	103	(80 - 120)	SW846 6020	06/16-06/22/09	LE00G1A6
		Dilution Factor: 1	Analysis Time..: 15:53	Analyst ID.....: 002260	
		Instrument ID..: I8			
Lead	93	(75 - 110)	SW846 6020	06/16-06/22/09	LE00G1A7
		Dilution Factor: 1	Analysis Time..: 15:53	Analyst ID.....: 002260	
		Instrument ID..: I8			
Manganese	101	(80 - 120)	SW846 6020	06/16-06/22/09	LE00G1A8
		Dilution Factor: 1	Analysis Time..: 15:53	Analyst ID.....: 002260	
		Instrument ID..: I8			

(Continued on next page)

LABORATORY CONTROL SAMPLE EVALUATION REPORT

TOTAL Metals

Client Lot #...: 9F15107 **Matrix.....:** SOLID

PARAMETER	PERCENT RECOVERY	RECOVERY LIMITS	METHOD	PREPARATION-ANALYSIS DATE	WORK ORDER #
Molybdenum	96	(30 - 140)	SW846 6020	06/16-06/22/09	LE00G1A9
		Dilution Factor: 1	Analysis Time..: 15:53	Analyst ID.....: 002260	
		Instrument ID..: I8			
Nickel	100	(75 - 110)	SW846 6020	06/16-06/22/09	LE00G1CA
		Dilution Factor: 1	Analysis Time..: 15:53	Analyst ID.....: 002260	
		Instrument ID..: I8			
Selenium	77	(65 - 110)	SW846 6020	06/16-06/22/09	LE00G1CC
		Dilution Factor: 1	Analysis Time..: 15:53	Analyst ID.....: 002260	
		Instrument ID..: I8			
Silver	102	(60 - 114)	SW846 6020	06/16-06/22/09	LE00G1CD
		Dilution Factor: 1	Analysis Time..: 15:53	Analyst ID.....: 002260	
		Instrument ID..: I8			
Thallium	92	(71 - 110)	SW846 6020	06/16-06/22/09	LE00G1CE
		Dilution Factor: 1	Analysis Time..: 15:53	Analyst ID.....: 002260	
		Instrument ID..: I8			
Vanadium	93	(72 - 110)	SW846 6020	06/16-06/22/09	LE00G1CF
		Dilution Factor: 1	Analysis Time..: 15:53	Analyst ID.....: 002260	
		Instrument ID..: I8			
Zinc	92	(72 - 113)	SW846 6020	06/16-06/22/09	LE00G1CG
		Dilution Factor: 1	Analysis Time..: 15:53	Analyst ID.....: 002260	
		Instrument ID..: I8			
Chromium	97	(70 - 110)	SW846 6020	06/16-06/22/09	LE00G1CH
		Dilution Factor: 1	Analysis Time..: 15:53	Analyst ID.....: 002260	
		Instrument ID..: I8			
Mercury	104	(73 - 121)	SW846 7471A	06/16/09	LE00G1CJ
		Dilution Factor: 1	Analysis Time..: 16:07	Analyst ID.....: 001576	
		Instrument ID..: H1			

NOTE(S):

Calculations are performed before rounding to avoid round-off errors in calculated results.

LABORATORY CONTROL SAMPLE DATA REPORT

TOTAL Metals

Client Lot #...: 9F15107 **Matrix.....:** SOLID

PARAMETER	SPIKE AMOUNT	MEASURED AMOUNT	UNITS	PERCNT RECVRY	METHOD	PREPARATION-ANALYSIS DATE	WORK ORDER #
LCS Lot-Sample#: A9F160000-027 **Prep Batch #...:** 9167027							
Antimony	10.0	9.0	mg/kg	90	SW846 6020	06/16-06/22/09	LE00G1AX
			Dilution Factor: 1		Analysis Time..: 15:53	Analyst ID.....: 002260	
			Instrument ID..: I8				
Arsenic	10.0	8.3	mg/kg	83	SW846 6020	06/16-06/22/09	LE00G1A0
			Dilution Factor: 1		Analysis Time..: 15:53	Analyst ID.....: 002260	
			Instrument ID..: I8				
Barium	10.0	9.4	mg/kg	94	SW846 6020	06/16-06/22/09	LE00G1A1
			Dilution Factor: 1		Analysis Time..: 15:53	Analyst ID.....: 002260	
			Instrument ID..: I8				
Beryllium	10.0	8.4	mg/kg	84	SW846 6020	06/16-06/22/09	LE00G1A2
			Dilution Factor: 1		Analysis Time..: 15:53	Analyst ID.....: 002260	
			Instrument ID..: I8				
Cadmium	10.0	9.1	mg/kg	91	SW846 6020	06/16-06/22/09	LE00G1A3
			Dilution Factor: 1		Analysis Time..: 15:53	Analyst ID.....: 002260	
			Instrument ID..: I8				
Cobalt	10.0	9.6	mg/kg	96	SW846 6020	06/16-06/22/09	LE00G1A4
			Dilution Factor: 1		Analysis Time..: 15:53	Analyst ID.....: 002260	
			Instrument ID..: I8				
Copper	10.0	10.2	mg/kg	102	SW846 6020	06/16-06/22/09	LE00G1A5
			Dilution Factor: 1		Analysis Time..: 15:53	Analyst ID.....: 002260	
			Instrument ID..: I8				
Iron	1000	1030	mg/kg	103	SW846 6020	06/16-06/22/09	LE00G1A6
			Dilution Factor: 1		Analysis Time..: 15:53	Analyst ID.....: 002260	
			Instrument ID..: I8				
Lead	10.0	9.3	mg/kg	93	SW846 6020	06/16-06/22/09	LE00G1A7
			Dilution Factor: 1		Analysis Time..: 15:53	Analyst ID.....: 002260	
			Instrument ID..: I8				
Manganese	10.0	10.1	mg/kg	101	SW846 6020	06/16-06/22/09	LE00G1A8
			Dilution Factor: 1		Analysis Time..: 15:53	Analyst ID.....: 002260	
			Instrument ID..: I8				

(Continued on next page)

LABORATORY CONTROL SAMPLE DATA REPORT

TOTAL Metals

Client Lot #...: 9F15107 **Matrix.....:** SOLID

PARAMETER	SPIKE AMOUNT	MEASURED AMOUNT	UNITS	PERCNT RECVRY	METHOD	PREPARATION-ANALYSIS DATE	WORK ORDER #
Molybdenum	10.0	9.6	mg/kg	96	SW846 6020	06/16-06/22/09	LE00G1A9
			Dilution Factor: 1		Analysis Time..: 15:53	Analyst ID.....: 002260	
			Instrument ID..: I8				
Nickel	10.0	10.0	mg/kg	100	SW846 6020	06/16-06/22/09	LE00G1CA
			Dilution Factor: 1		Analysis Time..: 15:53	Analyst ID.....: 002260	
			Instrument ID..: I8				
Selenium	10.0	7.7	mg/kg	77	SW846 6020	06/16-06/22/09	LE00G1CC
			Dilution Factor: 1		Analysis Time..: 15:53	Analyst ID.....: 002260	
			Instrument ID..: I8				
Silver	10.0	10.2	mg/kg	102	SW846 6020	06/16-06/22/09	LE00G1CD
			Dilution Factor: 1		Analysis Time..: 15:53	Analyst ID.....: 002260	
			Instrument ID..: I8				
Thallium	10.0	9.2	mg/kg	92	SW846 6020	06/16-06/22/09	LE00G1CE
			Dilution Factor: 1		Analysis Time..: 15:53	Analyst ID.....: 002260	
			Instrument ID..: I8				
Vanadium	10.0	9.3	mg/kg	93	SW846 6020	06/16-06/22/09	LE00G1CF
			Dilution Factor: 1		Analysis Time..: 15:53	Analyst ID.....: 002260	
			Instrument ID..: I8				
Zinc	10.0	9.2	mg/kg	92	SW846 6020	06/16-06/22/09	LE00G1CG
			Dilution Factor: 1		Analysis Time..: 15:53	Analyst ID.....: 002260	
			Instrument ID..: I8				
Chromium	10.0	9.7	mg/kg	97	SW846 6020	06/16-06/22/09	LE00G1CH
			Dilution Factor: 1		Analysis Time..: 15:53	Analyst ID.....: 002260	
			Instrument ID..: I8				
Mercury	0.83	0.87	mg/kg	104	SW846 7471A	06/16/09	LE00G1CJ
			Dilution Factor: 1		Analysis Time..: 16:07	Analyst ID.....: 001576	
			Instrument ID..: H1				

NOTE(S):

Calculations are performed before rounding to avoid round-off errors in calculated results.

SAMPLE DUPLICATE EVALUATION REPORT

Metals

Client Lot #...: A9F150107 **Work Order #...:** LEXPP-SMP LEXPP-DUP **Matrix.....:** SO

Date Sampled...: 06/12/09 13:50 **Date Received..:** 06/13/09

% Moisture.....: 46

PARAM	RESULT	DUPLICATE RESULT	UNITS	RPD	RPD LIMIT	METHOD	PREPARATION-ANALYSIS DATE	PREP BATCH #
Silver						SD Lot-Sample #: A9F150107-005		
	0.19	0.20	mg/kg	4.8	(0-20)	SW846 6020	06/16-06/22/09	9167027
			Dilution Factor: 1			Analysis Time..: 17:39	Analyst ID.....: 002260	
			Instrument ID..: I8					
Arsenic						SD Lot-Sample #: A9F150107-005		
	8.8	9.6	mg/kg	8.0	(0-20)	SW846 6020	06/16-06/22/09	9167027
			Dilution Factor: 1			Analysis Time..: 17:39	Analyst ID.....: 002260	
			Instrument ID..: I8					
Barium						SD Lot-Sample #: A9F150107-005		
	210 J	220	mg/kg	4.6	(0-20)	SW846 6020	06/16-06/22/09	9167027
			Dilution Factor: 1			Analysis Time..: 17:39	Analyst ID.....: 002260	
			Instrument ID..: I8					
Beryllium						SD Lot-Sample #: A9F150107-005		
	1.5	1.6	mg/kg	8.5	(0-20)	SW846 6020	06/16-06/22/09	9167027
			Dilution Factor: 1			Analysis Time..: 17:39	Analyst ID.....: 002260	
			Instrument ID..: I8					
Cadmium						SD Lot-Sample #: A9F150107-005		
	2.0	2.1	mg/kg	5.6	(0-20)	SW846 6020	06/16-06/22/09	9167027
			Dilution Factor: 1			Analysis Time..: 17:39	Analyst ID.....: 002260	
			Instrument ID..: I8					
Cobalt						SD Lot-Sample #: A9F150107-005		
	24.0	25.8	mg/kg	7.0	(0-20)	SW846 6020	06/16-06/22/09	9167027
			Dilution Factor: 1			Analysis Time..: 17:39	Analyst ID.....: 002260	
			Instrument ID..: I8					
Chromium						SD Lot-Sample #: A9F150107-005		
	40.3 J	42.6	mg/kg	5.6	(0-20)	SW846 6020	06/16-06/22/09	9167027
			Dilution Factor: 1			Analysis Time..: 17:39	Analyst ID.....: 002260	
			Instrument ID..: I8					
Copper						SD Lot-Sample #: A9F150107-005		
	16.2 J	17.3	mg/kg	7.1	(0-20)	SW846 6020	06/16-06/22/09	9167027
			Dilution Factor: 1			Analysis Time..: 17:39	Analyst ID.....: 002260	
			Instrument ID..: I8					
Iron						SD Lot-Sample #: A9F150107-005		
	37200 J	39100	mg/kg	5.1	(0-20)	SW846 6020	06/16-06/22/09	9167027
			Dilution Factor: 1			Analysis Time..: 17:39	Analyst ID.....: 002260	
			Instrument ID..: I8					

(Continued on next page)

SAMPLE DUPLICATE EVALUATION REPORT

Metals

Lot-Sample #...: A9F150107-000 **Work Order #...:** LEXPP-SMP LEXPP-DUP **Matrix.....:** SO

PARAM	RESULT	DUPLICATE RESULT	UNITS	RPD	RPD LIMIT	METHOD	PREPARATION-ANALYSIS DATE	PREP BATCH #
Mercury						SD Lot-Sample #: A9F150107-005		
	0.050 B	0.087 B	mg/kg	54	(0-20)	SW846 7471A	06/16/09	9167027
		Dilution Factor: 1				Analysis Time..: 16:15	Analyst ID.....: 001576	
		Instrument ID..: H1						
Manganese						SD Lot-Sample #: A9F150107-005		
	1560 J	1670	mg/kg	6.7	(0-20)	SW846 6020	06/16-06/22/09	9167027
		Dilution Factor: 1				Analysis Time..: 17:39	Analyst ID.....: 002260	
		Instrument ID..: I8						
Molybdenum						SD Lot-Sample #: A9F150107-005		
	0.80	2.8	mg/kg	110	(0-20)	SW846 6020	06/16-06/22/09	9167027
		Dilution Factor: 1				Analysis Time..: 17:39	Analyst ID.....: 002260	
		Instrument ID..: I8						
Nickel						SD Lot-Sample #: A9F150107-005		
	21.2 J	23.6	mg/kg	11	(0-20)	SW846 6020	06/16-06/22/09	9167027
		Dilution Factor: 1				Analysis Time..: 17:39	Analyst ID.....: 002260	
		Instrument ID..: I8						
Lead						SD Lot-Sample #: A9F150107-005		
	100 J	110	mg/kg	9.4	(0-20)	SW846 6020	06/16-06/22/09	9167027
		Dilution Factor: 1				Analysis Time..: 17:39	Analyst ID.....: 002260	
		Instrument ID..: I8						
Antimony						SD Lot-Sample #: A9F150107-005		
	1.1	1.3	mg/kg	14	(0-20)	SW846 6020	06/16-06/22/09	9167027
		Dilution Factor: 1				Analysis Time..: 17:39	Analyst ID.....: 002260	
		Instrument ID..: I8						
Selenium						SD Lot-Sample #: A9F150107-005		
	0.94	1.0	mg/kg	7.1	(0-20)	SW846 6020	06/16-06/22/09	9167027
		Dilution Factor: 1				Analysis Time..: 17:39	Analyst ID.....: 002260	
		Instrument ID..: I8						
Thallium						SD Lot-Sample #: A9F150107-005		
	0.051 B	0.062 B	mg/kg	19	(0-20)	SW846 6020	06/16-06/22/09	9167027
		Dilution Factor: 1				Analysis Time..: 17:39	Analyst ID.....: 002260	
		Instrument ID..: I8						
Vanadium						SD Lot-Sample #: A9F150107-005		
	73.9	75.1	mg/kg	1.6	(0-20)	SW846 6020	06/16-06/22/09	9167027
		Dilution Factor: 1				Analysis Time..: 17:39	Analyst ID.....: 002260	
		Instrument ID..: I8						

(Continued on next page)

SAMPLE DUPLICATE EVALUATION REPORT

Metals

Lot-Sample #...: A9F150107-000 **Work Order #...:** LEXPP-SMP LEXPP-DUP **Matrix.....:** SO

PARAM	RESULT	DUPLICATE RESULT	UNITS	RPD	RPD LIMIT	METHOD	PREPARATION-ANALYSIS DATE	PREP BATCH #
Zinc						SD Lot-Sample #: A9F150107-005		
	266 J	286	mg/kg	7.2	(0-20)	SW846 6020	06/16-06/22/09	9167027

Dilution Factor: 1 Analysis Time..: 17:39 Analyst ID.....: 002260
Instrument ID..: I8

NOTE(S):

Calculations are performed before rounding to avoid round-off errors in calculated results.

Results and reporting limits have been adjusted for dry weight.

J Method blank contamination. The associated method blank contains the target analyte at a reportable level.

B Estimated result. Result is less than RL.

MATRIX SPIKE SAMPLE EVALUATION REPORT

TOTAL Metals

Client Lot #...: 9F15107 **Matrix.....:** SO
Date Sampled...: 06/12/09 13:50 **Date Received..:** 06/13/09

PARAMETER	PERCENT RECOVERY	RECOVERY LIMITS	METHOD	PREPARATION-ANALYSIS DATE	WORK ORDER #
MS Lot-Sample #: A9F150107-005 **Prep Batch #...:** 9167027					
Antimony	49 N	(75 - 125)	SW846 6020	06/16-06/22/09	LEXPP1A0
		Dilution Factor: 1	Analysis Time..: 17:39	Instrument ID..: I8	
		Analyst ID.....: 002260			
Arsenic	92	(23 - 131)	SW846 6020	06/16-06/22/09	LEXPP1A3
		Dilution Factor: 1	Analysis Time..: 17:39	Instrument ID..: I8	
		Analyst ID.....: 002260			
Barium	NC,MSB	(10 - 199)	SW846 6020	06/16-06/22/09	LEXPP1A6
		Dilution Factor: 1	Analysis Time..: 17:39	Instrument ID..: I8	
		Analyst ID.....: 002260			
Beryllium	84	(58 - 112)	SW846 6020	06/16-06/22/09	LEXPP1A9
		Dilution Factor: 1	Analysis Time..: 17:39	Instrument ID..: I8	
		Analyst ID.....: 002260			
Cadmium	93	(58 - 110)	SW846 6020	06/16-06/22/09	LEXPP1CD
		Dilution Factor: 1	Analysis Time..: 17:39	Instrument ID..: I8	
		Analyst ID.....: 002260			
Chromium	265 N	(10 - 199)	SW846 6020	06/16-06/22/09	LEXPP1AF
		Dilution Factor: 1	Analysis Time..: 17:39	Instrument ID..: I8	
		Analyst ID.....: 002260			
Cobalt	105	(55 - 110)	SW846 6020	06/16-06/22/09	LEXPP1CG
		Dilution Factor: 1	Analysis Time..: 17:39	Instrument ID..: I8	
		Analyst ID.....: 002260			
Copper	478 N	(10 - 199)	SW846 6020	06/16-06/22/09	LEXPP1CK
		Dilution Factor: 1	Analysis Time..: 17:39	Instrument ID..: I8	
		Analyst ID.....: 002260			
Iron	NC,MSB	(70 - 130)	SW846 6020	06/16-06/23/09	LEXPP1CN
		Dilution Factor: 5	Analysis Time..: 17:39	Instrument ID..: I8	
		Analyst ID.....: 002260			
Lead	NC,MSB	(10 - 199)	SW846 6020	06/16-06/22/09	LEXPP1CR
		Dilution Factor: 1	Analysis Time..: 17:39	Instrument ID..: I8	
		Analyst ID.....: 002260			

(Continued on next page)

MATRIX SPIKE SAMPLE EVALUATION REPORT

TOTAL Metals

Client Lot #...: 9F15107 **Matrix.....:** SO
Date Sampled...: 06/12/09 13:50 **Date Received..:** 06/13/09

PARAMETER	PERCENT RECOVERY	RECOVERY LIMITS	METHOD	PREPARATION-ANALYSIS DATE	WORK ORDER #
Manganese	NC,MSB	(10 - 199)	SW846 6020	06/16-06/22/09	LEXPP1CV
		Dilution Factor: 1	Analysis Time..: 17:39		Instrument ID..: I8
		Analyst ID.....: 002260			
Mercury	122	(11 - 192)	SW846 7471A	06/16/09	LEXPP1AJ
		Dilution Factor: 1	Analysis Time..: 16:15		Instrument ID..: H1
		Analyst ID.....: 001576			
Molybdenum	121	(10 - 199)	SW846 6020	06/16-06/22/09	LEXPP1C0
		Dilution Factor: 1	Analysis Time..: 17:39		Instrument ID..: I8
		Analyst ID.....: 002260			
Nickel	204 N	(10 - 176)	SW846 6020	06/16-06/22/09	LEXPP1C3
		Dilution Factor: 1	Analysis Time..: 17:39		Instrument ID..: I8
		Analyst ID.....: 002260			
Selenium	69	(39 - 116)	SW846 6020	06/16-06/22/09	LEXPP1C6
		Dilution Factor: 1	Analysis Time..: 17:39		Instrument ID..: I8
		Analyst ID.....: 002260			
Silver	88	(75 - 125)	SW846 6020	06/16-06/22/09	LEXPP1C9
		Dilution Factor: 1	Analysis Time..: 17:39		Instrument ID..: I8
		Analyst ID.....: 002260			
Thallium	97	(62 - 110)	SW846 6020	06/16-06/22/09	LEXPP1DD
		Dilution Factor: 1	Analysis Time..: 17:39		Instrument ID..: I8
		Analyst ID.....: 002260			
Vanadium	21 N	(39 - 129)	SW846 6020	06/16-06/22/09	LEXPP1DG
		Dilution Factor: 1	Analysis Time..: 17:39		Instrument ID..: I8
		Analyst ID.....: 002260			
Zinc	NC,MSB	(10 - 199)	SW846 6020	06/16-06/22/09	LEXPP1AC
		Dilution Factor: 1	Analysis Time..: 17:39		Instrument ID..: I8
		Analyst ID.....: 002260			

NOTE(S):

Calculations are performed before rounding to avoid round-off errors in calculated results.

Results and reporting limits have been adjusted for dry weight.

NC The recovery and/or RPD were not calculated.

MSB The recovery and RPD may be outside control limits because the sample amount was greater than 4X the spike amount.

N Spiked analyte recovery is outside stated control limits.

MATRIX SPIKE SAMPLE DATA REPORT

TOTAL Metals

Client Lot #...: 9F15107 **Matrix.....:** SO
Date Sampled...: 06/12/09 13:50 **Date Received..:** 06/13/09

PARAMETER	SAMPLE AMOUNT	SPIKE AMT	MEASURED AMOUNT	UNITS	PERCENT RECOVERY	METHOD	PREPARATION-ANALYSIS DATE	WORK ORDER #
MS Lot-Sample #: A9F150107-005 **Prep Batch #...:** 9167027								
Antimony	1.1	18.7	10.2 N	mg/kg	49	SW846 6020	06/16-06/22/09	LEXPP1A0
			Dilution Factor: 1			Analysis Time..: 17:39	Instrument ID..: I8	
			Analyst ID.....: 002260					
Arsenic	8.8	18.7	26.1	mg/kg	92	SW846 6020	06/16-06/22/09	LEXPP1A3
			Dilution Factor: 1			Analysis Time..: 17:39	Instrument ID..: I8	
			Analyst ID.....: 002260					
Barium	210	18.7	191	mg/kg		SW846 6020	06/16-06/22/09	LEXPP1A6
			Qualifiers: NC,MSB					
			Dilution Factor: 1			Analysis Time..: 17:39	Instrument ID..: I8	
			Analyst ID.....: 002260					
Beryllium	1.5	18.7	17.2	mg/kg	84	SW846 6020	06/16-06/22/09	LEXPP1A9
			Dilution Factor: 1			Analysis Time..: 17:39	Instrument ID..: I8	
			Analyst ID.....: 002260					
Cadmium	2.0	18.7	19.4	mg/kg	93	SW846 6020	06/16-06/22/09	LEXPP1CD
			Dilution Factor: 1			Analysis Time..: 17:39	Instrument ID..: I8	
			Analyst ID.....: 002260					
Chromium	40.3	18.7	89.8 N	mg/kg	265	SW846 6020	06/16-06/22/09	LEXPP1AF
			Dilution Factor: 1			Analysis Time..: 17:39	Instrument ID..: I8	
			Analyst ID.....: 002260					
Cobalt	24.0	18.7	43.6	mg/kg	105	SW846 6020	06/16-06/22/09	LEXPP1CG
			Dilution Factor: 1			Analysis Time..: 17:39	Instrument ID..: I8	
			Analyst ID.....: 002260					
Copper	16.2	18.7	105 N	mg/kg	478	SW846 6020	06/16-06/22/09	LEXPP1CK
			Dilution Factor: 1			Analysis Time..: 17:39	Instrument ID..: I8	
			Analyst ID.....: 002260					
Iron	37200	1870	119000	mg/kg		SW846 6020	06/16-06/23/09	LEXPP1CN
			Qualifiers: NC,MSB					
			Dilution Factor: 5			Analysis Time..: 17:39	Instrument ID..: I8	
			Analyst ID.....: 002260					
Lead	100	18.7	101	mg/kg		SW846 6020	06/16-06/22/09	LEXPP1CR
			Qualifiers: NC,MSB					
			Dilution Factor: 1			Analysis Time..: 17:39	Instrument ID..: I8	
			Analyst ID.....: 002260					

(Continued on next page)

MATRIX SPIKE SAMPLE DATA REPORT

TOTAL Metals

Client Lot #...: 9F15107 **Matrix.....:** SO
Date Sampled...: 06/12/09 13:50 **Date Received..:** 06/13/09

PARAMETER	SAMPLE AMOUNT	SPIKE AMT	MEASURED AMOUNT	UNITS	PERCENT RECOVERY	METHOD	PREPARATION-ANALYSIS DATE	WORK ORDER #
Manganese	1560	18.7	1610	mg/kg		SW846 6020	06/16-06/22/09	LEXPP1CV
			Qualifiers: NC,MSB					
			Dilution Factor: 1		Analysis Time..: 17:39		Instrument ID..: I8	
			Analyst ID.....: 002260					
Mercury	0.050	0.31	0.43	mg/kg	122	SW846 7471A	06/16/09	LEXPP1AJ
			Dilution Factor: 1		Analysis Time..: 16:15		Instrument ID..: H1	
			Analyst ID.....: 001576					
Molybdenum	0.80	18.7	23.5	mg/kg	121	SW846 6020	06/16-06/22/09	LEXPP1C0
			Dilution Factor: 1		Analysis Time..: 17:39		Instrument ID..: I8	
			Analyst ID.....: 002260					
Nickel	21.2	18.7	59.3 N	mg/kg	204	SW846 6020	06/16-06/22/09	LEXPP1C3
			Dilution Factor: 1		Analysis Time..: 17:39		Instrument ID..: I8	
			Analyst ID.....: 002260					
Selenium	0.94	18.7	13.7	mg/kg	69	SW846 6020	06/16-06/22/09	LEXPP1C6
			Dilution Factor: 1		Analysis Time..: 17:39		Instrument ID..: I8	
			Analyst ID.....: 002260					
Silver	0.19	18.7	16.6	mg/kg	88	SW846 6020	06/16-06/22/09	LEXPP1C9
			Dilution Factor: 1		Analysis Time..: 17:39		Instrument ID..: I8	
			Analyst ID.....: 002260					
Thallium	0.051	18.7	18.1	mg/kg	97	SW846 6020	06/16-06/22/09	LEXPP1DD
			Dilution Factor: 1		Analysis Time..: 17:39		Instrument ID..: I8	
			Analyst ID.....: 002260					
Vanadium	73.9	18.7	77.8 N	mg/kg	21	SW846 6020	06/16-06/22/09	LEXPP1DG
			Dilution Factor: 1		Analysis Time..: 17:39		Instrument ID..: I8	
			Analyst ID.....: 002260					
Zinc	266	18.7	762	mg/kg		SW846 6020	06/16-06/22/09	LEXPP1AC
			Qualifiers: NC,MSB					
			Dilution Factor: 1		Analysis Time..: 17:39		Instrument ID..: I8	
			Analyst ID.....: 002260					

NOTE(S):

Calculations are performed before rounding to avoid round-off errors in calculated results.

Results and reporting limits have been adjusted for dry weight.

NC The recovery and/or RPD were not calculated.

MSB The recovery and RPD may be outside control limits because the sample amount was greater than 4X the spike amount.

N Spiked analyte recovery is outside stated control limits.

TestAmerica North Canton

Metals Data Reporting Form

Serial Dilution RPD Report

Serial Dilution Sample ID: LEXQQL

Original Sample ID: LEXQQ **Client ID:** MHSD-2D

Matrix: Solid **Units:** ug/L **Prep Date:** 6/16/2009 **Prep Batch:** 9167027

Weight: NA **Volume:** NA **Percent Moisture:** NA

Element	WL/ Mass	OS Conc	Q	Serial Dilution Conc	Q	Percent Diff	OS DF	Ser Dil DF	Instr	OS Anal Date	OS Anal Time	Ser Dil Anal Date	Ser Dil Anal Time
Antimony	121	23.8		26.6			1	5	ICPMS	6/23/2009	14:36	6/23/2009	14:40
Arsenic	75	125		140			1	5	ICPMS	6/23/2009	14:36	6/23/2009	14:40
Barium	137	1020		994		2.8	1	5	ICPMS	6/23/2009	14:36	6/23/2009	14:40
Beryllium	9	11.4		13.5			1	5	ICPMS	6/23/2009	14:36	6/23/2009	14:40
Cadmium	111	4.3		5.7			1	5	ICPMS	6/23/2009	14:36	6/23/2009	14:40
Chromium	52	92.0		92.3			1	5	ICPMS	6/23/2009	14:36	6/23/2009	14:40
Cobalt	59	159		166		4.4	1	5	ICPMS	6/23/2009	14:36	6/23/2009	14:40
Copper	65	553		607		9.7	1	5	ICPMS	6/23/2009	14:36	6/23/2009	14:40
Iron	56	493000		512000		3.8	1	5	ICPMS	6/23/2009	14:36	6/23/2009	14:40
Lead	208	319		306		4.1	1	5	ICPMS	6/23/2009	14:36	6/23/2009	14:40
Manganese	55	1830		1880		3.0	1	5	ICPMS	6/23/2009	14:36	6/23/2009	14:40
Molybdenum	95	5.4		4.7	B		1	5	ICPMS	6/23/2009	14:36	6/23/2009	14:40
Nickel	60	423		460		8.7	1	5	ICPMS	6/23/2009	14:36	6/23/2009	14:40
Selenium	78	4.1	B	4.8	B		1	5	ICPMS	6/23/2009	14:36	6/23/2009	14:40
Silver	107	0.72	B	0.79	B		1	5	ICPMS	6/23/2009	14:36	6/23/2009	14:40
Thallium	205	0.47	B	0.60	U		1	5	ICPMS	6/23/2009	14:36	6/23/2009	14:40
Vanadium	51	97.6		99.0			1	5	ICPMS	6/23/2009	14:36	6/23/2009	14:40
Zinc	66	1420		1540			5	25	ICPMS	6/24/2009	8:59	6/24/2009	9:03

Comments:

5.21.0

E Serial dilution percent difference not within limits

U Result is less than the IDL

B Result is between IDL and RL

Form 9 Equivalent

Instrument Upload — Run Log - Page 1

Started Wed Jun 24 04:28:04 2009 by DAVIESB

Data File: UPL$CAN_DATA_ROOT:<REP>I80623A.CSV;1

#	WorkOrder	Dilution	Date	Time	Batch	Lot	Instrument	
1	STD1	1	23-JUN-2009	09:38:35			I8	
2	STD2	1	23-JUN-2009	09:41:30			I8	
3	STD3	1	23-JUN-2009	09:45:47			I8	
4	STD4	1	23-JUN-2009	09:50:38			I8	
5	ICV	1	23-JUN-2009	09:54:38			I8	
6	ICB	1	23-JUN-2009	09:58:53			I8	
7	CRI	1	23-JUN-2009	10:01:51			I8	
8	ICSA	1	23-JUN-2009	10:05:56			I8	
9	ICSAB	1	23-JUN-2009	10:08:54			I8	
10	CCV	1	23-JUN-2009	10:19:41			I8	
11	CCB	1	23-JUN-2009	10:24:07			I8	
12	CCV	1	23-JUN-2009	12:02:47			I8	
13	CCB	1	23-JUN-2009	12:07:09			I8	
14	LFD1AB	1	23-JUN-2009	12:10:04	9173023	A9F220000	I8	
15	LFD1AC	1	23-JUN-2009	12:14:02	9173023	A9F220000	I8	
16	LE4Q9	1	23-JUN-2009	12:18:36	9173023	A9F170241	I8	
17	LE4Q9F	1	23-JUN-2009	12:22:34	9173023	A9F170241	I8	
18	LE4VX	1	23-JUN-2009	12:26:36	9173023	A9F170250	I8	
19	LE4VXF	1	23-JUN-2009	12:30:35	9173023	A9F170250	I8	
20	LE4W7	1	23-JUN-2009	12:34:33	9173023	A9F170257	I8	
21	LE4W7F	1	23-JUN-2009	12:38:32	9173023	A9F170257	I8	
22	LE40C	1	23-JUN-2009	12:42:33	9173023	A9F170261	I8	
23	LE40CS	1	23-JUN-2009	12:46:34	9173023	A9F170261	I8	
24	CCV	1	23-JUN-2009	12:56:44			I8	
25	CCB	1	23-JUN-2009	13:01:43			I8	
26	LE40CD	1	23-JUN-2009	13:04:57	9173023	A9F170261	I8	
27	LE40CF	1	23-JUN-2009	13:09:46	9173023	A9F170261	I8	
28	LE40CFS	1	23-JUN-2009	13:13:15	9173023	A9F170261	I8	
29	LE40CFD	1	23-JUN-2009	13:16:08	9173023	A9F170261	I8	
30	LE54H	1	23-JUN-2009	13:21:03	9173023	9F18115	I8	
31	LE54V	1	23-JUN-2009	13:25:04	9173023	9F18115	I8	
32	LE54W	1	23-JUN-2009	13:29:03	9173023	9F18115	I8	
33	LE54X	1	23-JUN-2009	13:33:07	9173023	9F18115	I8	
34	LE54XL	1	23-JUN-2009	13:37:05			I8	
35	LETN8S	50	23-JUN-2009	13:41:06	9167027	9F11135	I8	
36	CCV	1	23-JUN-2009	13:45:05			I8	
37	CCB	1	23-JUN-2009	13:49:31			I8	
38	LETQK	20	23-JUN-2009	14:07:51	9167027	9F11135	I8	
39	LETQX	20	23-JUN-2009	14:11:54	9167027	9F11135	I8	
40	LETQ5	20	23-JUN-2009	14:15:53	9167027	9F11135	I8	
41	CCV	1	23-JUN-2009	14:19:51			I8	
42	CCB	1	23-JUN-2009	14:24:15			I8	
43	LEXPD	5	23-JUN-2009	14:28:17	9167027	9F15107	I8	I 450-24 Mn
44	LEXPPS	5	23-JUN-2009	14:32:15	9167027	9F15107	I8	

7-17-09

(continued)

#	WorkOrder	Dilution	Date	Time	Batch	Lot	Instrument
45	LEXQQ	1	23-JUN-2009	14:36:14	9167027	9F15107	I8
46	LEXQQL	1	23-JUN-2009	14:40:11			I8
47	LFD1DB	1	23-JUN-2009	14:44:09	9173026	A9F220000	I8
48	LFD1DC	1	23-JUN-2009	14:48:07	9173026	A9F220000	I8
49	LE7ML	1	23-JUN-2009	14:52:28	9173026	A9F180282	I8
50	LE7NM	1	23-JUN-2009	14:56:32	9173026	A9F180282	I8
51	LE7NT	1	23-JUN-2009	15:00:34	9173026	A9F180282	I8
52	LE7NW	1	23-JUN-2009	15:04:36	9173026	A9F180282	I8
53	CCV	1	23-JUN-2009	15:08:36			I8
54	CCB	1	23-JUN-2009	15:13:51			I8
55	LE7NWS	1	23-JUN-2009	15:16:59	9173026	A9F180282	I8
56	LE7NWD	1	23-JUN-2009	15:21:40	9173026	A9F180282	I8
57	LE7N4	1	23-JUN-2009	15:26:32	9173026	A9F180282	I8
58	LE8TG	1	23-JUN-2009	15:30:30	9173026	A9F190141	I8
59	LE8TGS	1	23-JUN-2009	15:34:28	9173026	A9F190141	I8
60	LE8TGD	1	23-JUN-2009	15:39:18	9173026	A9F190141	I8
61	LE6V6	1	23-JUN-2009	15:44:14	9173026	A9F180213	I8
62	LFCD7	1	23-JUN-2009	15:48:13	9173026	A9F200120	I8
63	LFCED	1	23-JUN-2009	15:52:11	9173026	A9F200120	I8
64	LFCEE	1	23-JUN-2009	15:56:08	9173026	A9F200120	I8
65	CCV	1	23-JUN-2009	16:00:06			I8
66	CCB	1	23-JUN-2009	16:04:58			I8
67	LFCEF	1	23-JUN-2009	16:08:56	9173026	A9F200120	I8
68	LFCEH	1	23-JUN-2009	16:12:54	9173026	A9F200120	I8
69	LFCEJ	1	23-JUN-2009	16:16:56	9173026	A9F200120	I8
70	LE51Q	1	23-JUN-2009	16:20:55	9173026	A9F180111	I8
71	LE511	1	23-JUN-2009	16:24:55	9173026	A9F180111	I8
72	LE511L	1	23-JUN-2009	16:28:54			I8
73	LEMPH	10	23-JUN-2009	16:32:50	9163017	C9F09193	I8
74	LEMP0F	10	23-JUN-2009	16:36:48	9163017	C9F09193	I8
75	LEMP0FL	1	23-JUN-2009	16:40:52			I8
76	LEPEM	10	23-JUN-2009	16:44:59	9167017	C9F09193	I8
77	CCV	1	23-JUN-2009	16:48:57			I8
78	CCB	1	23-JUN-2009	16:53:42			I8
79	LEPE2F	10	23-JUN-2009	16:57:40	9167017	C9F09193	I8
80	LEWF5	1	23-JUN-2009	17:01:40	9167017	C9F09193	I8
81	LEWF5L	1	23-JUN-2009	17:05:40			I8
82	LFE4FB	1	23-JUN-2009	17:09:39	9174027	A9F230000	I8
83	LFE4FC	1	23-JUN-2009	17:13:42	9174027	A9F230000	I8
84	LE7JQ	1	23-JUN-2009	17:18:01	9174027	A9F180276	I8
85	LE7JV	1	23-JUN-2009	17:22:02	9174027	A9F180276	I8
86	LE7J1	1	23-JUN-2009	17:26:04	9174027	A9F180276	I8
87	LE7J3	1	23-JUN-2009	17:30:07	9174027	A9F180276	I8
88	LE7J5	1	23-JUN-2009	17:34:05	9174027	A9F180276	I8

MHSD-LD All except Zn
JD
7-17-07

(continued)

TestAmerica North Canton

Metals Data Reporting Form

Initial Calibration Blank Results

Instrument: ICPMS **Units:** ug/L

Chart Number: I80623A.csv

Standard Source: _____ **Standard ID:** _____

Element	WL/ Mass	Report Limit	ICB 6/23/2009 9:58 AM Found	Q	Found	Q	Found	Q	Found	Q	Found	Q
Antimony	121	2	0.055	U								
Arsenic	75	5	0.21	U								
Barium	137	1	0.052	U								
Beryllium	9	1	0.037	U								
Cadmium	111	1	0.027	U								
Chromium	52	2	**-0.073**	**B**								
Cobalt	59	1	0.033	U								
Copper	65	2	0.064	U								
Iron	56	50	11	U								
Lead	208	1	0.034	U								
Manganese	55	1	0.14	U								
Molybdenum	95	2	**0.32**	**B**								
Nickel	60	1	0.1	U								
Selenium	78	5	0.14	U								
Silver	107	1	0.033	U								
Thallium	205	1	**0.23**	**B**								
Vanadium	51	5	0.6	U								

U Result is less than the IDL

B Result is between IDL and RL

Form 3 Equivalent

TestAmerica North Canton

Metals Data Reporting Form

Continuing Calibration Blank Results

Instrument: ICPMS **Units:** ug/L

Chart Number: I80623A.csv

Standard Source: _____ **Standard ID:** _____

Element	WL/ Mass	Report Limit	CCB 6/23/2009 10:24 AM Found	Q	CCB 2 6/23/2009 2:24 PM Found	Q	CCB 3 6/23/2009 3:13 PM Found	Q	Found	Q	Found	Q
Antimony	121	2	**0.085**	**B**	**0.13**	**B**	**0.11**	**B**				
Arsenic	75	5	0.21	U	0.21	U	0.21	U				
Barium	137	1	0.052	U	**0.066**	**B**	**0.075**	**B**				
Beryllium	9	1	0.037	U	**0.075**	**B**	**0.062**	**B**				
Cadmium	111	1	0.027	U	**0.065**	**B**	**0.066**	**B**				
Chromium	52	2	**-0.083**	**B**	**-0.069**	**B**	**-0.088**	**B**				
Cobalt	59	1	0.033	U	**0.078**	**B**	**0.059**	**B**				
Copper	65	2	0.064	U	**0.067**	**B**	**0.13**	**B**				
Iron	56	50	11	U	**20.8**	**B**	**17.8**	**B**				
Lead	208	1	0.034	U	**0.26**	**B**	**0.19**	**B**				
Manganese	55	1	0.14	U	**0.41**	**B**	**0.35**	**B**				
Molybdenum	95	2	**0.88**	**B**	**0.29**	**B**	0.2	U				
Nickel	60	1	0.1	U	0.1	U	0.1	U				
Selenium	78	5	**0.15**	**B**	0.14	U	0.14	U				
Silver	107	1	0.033	U	**0.093**	**B**	**0.069**	**B**				
Thallium	205	1	**0.23**	**B**	**0.23**	**B**	**0.17**	**B**				
Vanadium	51	5	0.6	U	0.6	U	0.6	U				

U Result is less than the IDL

B Result is between IDL and RL

Form 3 Equivalent

TestAmerica North Canton

Metals Data Reporting Form

Initial Calibration Verification Standard

Instrument: ICPMS **Units:** ug/L

Chart Number: I80623A.csv **Acceptable Range:** 90% - 110%

Standard Source: _____ **Standard ID:** _____

Element	WL/ Mass	True Conc	ICV 6/23/2009 9:54 AM Found	% Rec	Found	% Rec	Found	% Rec	Found	% Rec	Found	% Rec
Antimony	121	80.0	82.77	**103.5**								
Arsenic	75	80.0	79.85	**99.8**								
Barium	137	80.0	77.63	**97.0**								
Beryllium	9	80.0	81.28	**101.6**								
Cadmium	111	80.0	81.87	**102.3**								
Chromium	52	80.0	81.41	**101.8**								
Cobalt	59	80.0	81.53	**101.9**								
Copper	65	80.0	83.81	**104.8**								
Iron	56	20000.0	19976.67	**99.9**								
Lead	208	80.0	78.01	**97.5**								
Manganese	55	400.0	403.83	**101.0**								
Molybdenum	95	80.0	85.35	**106.7**								
Nickel	60	80.0	81.95	**102.4**								
Selenium	78	80.0	80.22	**100.3**								
Silver	107	80.0	84.56	**105.7**								
Thallium	205	80.0	77.58	**97.0**								
Vanadium	51	80.0	78.64	**98.3**								

TestAmerica North Canton

Metals Data Reporting Form

Continuing Calibration Verification

Instrument: ICPMS **Units:** ug/L

Chart Number: I80623A.csv **Acceptable Range:** 90% - 110%

Standard Source: _____ **Standard ID:** _____

Element	WL/ Mass	True Conc	CCV 6/23/2009 10:19 AM Found	% Rec	CCV 2 6/23/2009 2:19 PM Found	% Rec	CCV 3 6/23/2009 3:08 PM Found	% Rec	Found	% Rec	Found	% Rec
Antimony	121	100.0	103.90	**103.9**	106.00	**106.0**	104.73	**104.7**				
Arsenic	75	100.0	100.03	**100.0**	99.16	**99.2**	98.33	**98.3**				
Barium	137	100.0	100.27	**100.3**	101.67	**101.7**	101.70	**101.7**				
Beryllium	9	100.0	100.43	**100.4**	94.21	**94.2**	94.54	**94.5**				
Cadmium	111	100.0	104.57	**104.6**	104.80	**104.8**	104.50	**104.5**				
Chromium	52	100.0	100.72	**100.7**	99.81	**99.8**	100.71	**100.7**				
Cobalt	59	100.0	101.77	**101.8**	101.30	**101.3**	101.50	**101.5**				
Copper	65	100.0	103.87	**103.9**	102.60	**102.6**	103.30	**103.3**				
Iron	56	25000.0	25583.33	**102.3**	26020.00	**104.1**	25930.00	**103.7**				
Lead	208	100.0	100.90	**100.9**	102.63	**102.6**	102.57	**102.6**				
Manganese	55	500.0	501.47	**100.3**	497.60	**99.5**	501.43	**100.3**				
Molybdenum	95	100.0	109.67	**109.7**	108.10	**108.1**	108.80	**108.8**				
Nickel	60	100.0	101.93	**101.9**	100.62	**100.6**	103.21	**103.2**				
Selenium	78	100.0	101.93	**101.9**	101.97	**102.0**	100.41	**100.4**				
Silver	107	100.0	105.90	**105.9**	105.70	**105.7**	106.20	**106.2**				
Thallium	205	100.0	97.81	**97.8**	98.24	**98.2**	97.61	**97.6**				
Vanadium	51	100.0	98.60	**98.6**	98.66	**98.7**	99.51	**99.5**				

TestAmerica North Canton

Metals Data Reporting Form

Contract Required Detection Limit Standard

Instrument: ICPMS **Units:** ug/L

Chart Number: I80623A.csv **Acceptable Range:** 50% - 150%

Standard Source: _____ **Standard ID:** _____

Element	WL/ Mass	True Conc	CRI 6/23/2009 10:01 AM Found	% Rec	Found	% Rec	Found	% Rec	Found	% Rec	Found	% Rec
Antimony	121	2.0	2.06	**102.9**								
Arsenic	75	2.0	2.00	**99.9**								
Barium	137	1.0	0.92	**91.6**								
Beryllium	9	1.0	1.02	**102.4**								
Cadmium	111	0.5	0.51	**102.9**								
Chromium	52	2.0	2.04	**101.9**								
Cobalt	59	1.0	0.99	**99.1**								
Copper	65	2.0	2.16	**108.2**								
Iron	56	20.0	51.70	**258.5**								
Lead	208	1.0	0.96	**95.9**								
Manganese	55	1.0	1.08	**108.2**								
Molybdenu	95	10.0	10.16	**101.6**								
Nickel	60	2.0	2.29	**114.3**								
Selenium	78	2.0	2.36	**117.8**								
Silver	107	0.5	0.55	**110.3**								
Thallium	205	1.0	1.00	**99.9**								
Vanadium	51	5.0	5.20	**104.1**								

TestAmerica North Canton

Metals Data Reporting Form

Interference Check Standard A

Instrument: ICPMS **Units:** ug/L

Chart Number: I80623A.csv **Acceptable Range:** 0% - 0%

Standard Source: _____ **Standard ID:** _____

Element	WL/ Mass	Reporting Limit	True Conc	ICSA 6/23/2009 10:05 AM Found	Found	Found	Found	Found
Antimony	121	2		0.110				
Arsenic	75	5		0.450				
Barium	137	1		0.710				
Beryllium	9	1		0.007				
Cadmium	111	1		-0.240				
Chromium	52	2		0.300				
Cobalt	59	1		0.022				
Copper	65	2		0.190				
Iron	56		50000	52100				
Lead	208	1		0.041				
Manganese	55	1		1				
Molybdenum	95	2	1000	1060				
Nickel	60	1		0.460				
Selenium	78	5		-0.011				
Silver	107	1		0.035				
Thallium	205	1		0.054				
Vanadium	51	5		-0.067				

TestAmerica North Canton

Metals Data Reporting Form

Interference Check Standard AB

Instrument: ICPMS **Units:** ug/L

Chart Number: I80623A.csv **Acceptable Range:** 50% - 150%

Standard Source: _____ **Standard ID:** _____

Element	WL/ Mass	True Conc	ICSAB 6/23/2009 10:08 AM Found	% Rec	Found	% Rec	Found	% Rec	Found	% Rec	Found	% Rec
Antimony	121	100	102.1	**102.1**								
Arsenic	75	100	95.7	**95.7**								
Barium	137	100	99.6	**99.6**								
Beryllium	9	100	91.8	**91.8**								
Cadmium	111	100	99.6	**99.6**								
Chromium	52	100	101.3	**101.3**								
Cobalt	59	100	97.7	**97.7**								
Copper	65	100	96.6	**96.6**								
Iron	56	50000	51580.0	**103.2**								
Lead	208	100	101.4	**101.4**								
Manganese	55	100	98.7	**98.7**								
Molybdenum	95	1000	1142.7	**114.3**								
Nickel	60	100	99.1	**99.1**								
Selenium	78	100	97.4	**97.4**								
Silver	107	100	99.5	**99.5**								
Thallium	205	100	98.2	**98.2**								
Vanadium	51	100	101.5	**101.5**								

N Spike recovery failed
NC Percent recovery was not calculated
U Result is less than the IDL

Form 4 Equivalent

Instrument Upload — Run Log - Page 1

Started Mon Jun 29 05:34:46 2009 by DAVIESB

Data File: UPL$CAN_DATA_ROOT:<REP>I80624A.CSV;1

#	WorkOrder	Dilution	Date	Time	Batch	Lot	Instrument	
				07:59 BLD 6/29/09				
1	STD1	1	24-JUN-2009	~~16:16:21~~			I8	
2	STD2	1	24-JUN-2009	08:03:12			I8	
3	STD3	1	24-JUN-2009	08:07:52			I8	
4	STD4	1	24-JUN-2009	08:12:50			I8	
5	ICV	1	24-JUN-2009	08:16:55			I8	
6	ICB	1	24-JUN-2009	08:22:23			I8	
7	CRI	1	24-JUN-2009	08:25:34			I8	
8	ICSA	1	24-JUN-2009	08:29:34			I8	
9	ICSAB	1	24-JUN-2009	08:32:32			I8	
10	CCV	1	24-JUN-2009	08:41:35			I8	
11	CCB	1	24-JUN-2009	08:46:39			I8	
12	LFD1DB	1	24-JUN-2009	08:50:44			I8	
13	LFD1DC	1	24-JUN-2009	08:54:41			I8	
14	LEXQQ	5	24-JUN-2009	08:59:45			I8	MHSD-2D Zn
15	LEXQQL	25	24-JUN-2009	09:03:45			I8	
16	LE5QJBF	1	24-JUN-2009	09:07:47	9169020	A9F180000	I8	
17	LE5QJCF	1	24-JUN-2009	09:11:46	9169020	A9F180000	I8	
18	LE27FF	1	24-JUN-2009	09:18:00	9169020	A9F170115	I8	
19	LE27FFL	1	24-JUN-2009	09:21:59			I8	
20	LE27FSF	1	24-JUN-2009	09:25:59	9169020	A9F170115	I8	
21	LE27FDF	1	24-JUN-2009	09:32:13	9169020	A9F170115	I8	
22	CCV	1	24-JUN-2009	09:38:28			I8	
23	CCB	1	24-JUN-2009	09:44:39			I8	
24	LE6D1B	1	24-JUN-2009	09:48:37	9169266	A9F180000	I8	
25	LE6D1C	1	24-JUN-2009	09:52:37	9169266	A9F180000	I8	
26	LE50F	1	24-JUN-2009	09:58:31	9169266	A9F180111	I8	
27	LE50FS	1	24-JUN-2009	10:02:29	9169266	A9F180111	I8	
28	LE50FD	1	24-JUN-2009	10:08:03	9169266	A9F180111	I8	
29	LE50H	1	24-JUN-2009	10:13:53	9169266	A9F180111	I8	
30	LE50J	1	24-JUN-2009	10:17:51	9169266	A9F180111	I8	
31	LE50K	1	24-JUN-2009	10:21:57	9169266	A9F180111	I8	
32	LE50L	1	24-JUN-2009	10:25:55	9169266	A9F180111	I8	
33	LE50M	1	24-JUN-2009	10:29:54	9169266	A9F180111	I8	
34	CCV	1	24-JUN-2009	10:34:04			I8	
35	CCB	1	24-JUN-2009	10:39:18			I8	
36	LE50N	1	24-JUN-2009	10:43:17	9169266	A9F180111	I8	
37	LE50P	1	24-JUN-2009	10:47:20	9169266	A9F180111	I8	
38	LE50Q	1	24-JUN-2009	10:51:23	9169266	A9F180111	I8	
39	LE50T	1	24-JUN-2009	10:55:23	9169266	A9F180111	I8	
40	LE50W	1	24-JUN-2009	10:59:22	9169266	A9F180111	I8	
41	LE50X	1	24-JUN-2009	11:03:19	9169266	A9F180111	I8	
42	LE501	1	24-JUN-2009	11:07:16	9169266	A9F180111	I8	
43	LE502	1	24-JUN-2009	11:11:13	9169266	A9F180111	I8	
44	LE504	1	24-JUN-2009	11:15:24	9169266	A9F180111	I8	

(continued)

TestAmerica North Canton

Metals Data Reporting Form

Initial Calibration Blank Results

Instrument: ICPMS **Units:** ug/L

Chart Number: I80624A.csv

Standard Source: _____ **Standard ID:** _____

Element	WL/ Mass	Report Limit	ICB 6/24/2009 8:22 AM Found	Q	Found	Q	Found	Q	Found	Q	Found	Q
Zinc	66	10	0.85	U								

5.21.0

U Result is less than the IDL

B Result is between IDL and RL

Form 3 Equivalent

TestAmerica North Canton

Metals Data Reporting Form

Continuing Calibration Blank Results

Instrument: ICPMS **Units:** ug/L

Chart Number: I80624A.csv

Standard Source: _____ **Standard ID:** _____

Element	WL/ Mass	Report Limit	CCB 6/24/2009 8:46 AM Found	Q	CCB 1 6/24/2009 9:44 AM Found	Q	Found	Q	Found	Q	Found	Q
Zinc	66	10	0.85	U	0.85	U						

U Result is less than the IDL

B Result is between IDL and RL

Form 3 Equivalent

TestAmerica North Canton

Metals Data Reporting Form

Initial Calibration Verification Standard

Instrument: ICPMS **Units:** ug/L

Chart Number: I80624A.csv **Acceptable Range:** 90% - 110%

Standard Source: **Standard ID:**

Element	WL/ Mass	True Conc	ICV 6/24/2009 8:16 AM Found	% Rec	Found	% Rec	Found	% Rec	Found	% Rec	Found	% Rec
Zinc	66	80.0	83.12	**103.9**								

TestAmerica North Canton

Metals Data Reporting Form

Continuing Calibration Verification

Instrument: ICPMS **Units:** ug/L

Chart Number: I80624A.csv **Acceptable Range:** 90% - 110%

Standard Source: _____ **Standard ID:** _____

Element	WL/ Mass	True Conc	CCV 6/24/2009 8:41 AM Found	% Rec	CCV 1 6/24/2009 9:38 AM Found	% Rec	Found	% Rec	Found	% Rec	Found	% Rec
Zinc	66	100.0	102.87	**102.9**	103.60	**103.6**						

TestAmerica North Canton

Metals Data Reporting Form

Contract Required Detection Limit Standard

Instrument: ICPMS **Units:** ug/L

Chart Number: I80624A.csv **Acceptable Range:** 50% - 150%

Standard Source: _____ **Standard ID:** _____

Element	WL/ Mass	True Conc	CRI 6/24/2009 8:25 AM Found	% Rec	Found	% Rec	Found	% Rec	Found	% Rec	Found	% Rec
Zinc	66	10.0	11.29	112.9								

TestAmerica North Canton

Metals Data Reporting Form

Interference Check Standard A

Instrument: ICPMS **Units:** ug/L

Chart Number: I80624A.csv **Acceptable Range:** 0% - 0%

Standard Source: _____ **Standard ID:** _____

Element	WL/ Mass	Reporting Limit	True Conc	ICSA 6/24/2009 8:29 AM Found	Found	Found	Found	Found
Zinc	66	10		1				

5.21.0

U Result is less than the IDL

B Result is between IDL and RL

Form 4 Equivalent

TestAmerica North Canton

Metals Data Reporting Form

Interference Check Standard AB

Instrument: ICPMS **Units:** ug/L

Chart Number: I80624A.csv **Acceptable Range:** 50% - 150%

Standard Source: _____ **Standard ID:** _____

Element	WL/ Mass	True Conc	ICSAB 6/24/2009 8:32 AM Found	% Rec	Found	% Rec	Found	% Rec	Found	% Rec	Found	% Rec
Zinc	66	100	102.0	**102.0**								

N Spike recovery failed
NC Percent recovery was not calculated
U Result is less than the IDL

: Instrument Upload Run Log - Page 1 :
: Started Tue Jun 16 07:07:08 2009 by MUSSELMN :
: Data File: UPL$CAN_DATA_ROOT:<TJA>I50615A.ARC;1 :

#	WorkOrder	Dilution	Date	Time	Batch	Lot	Instrument
1	STD1	1	15-JUN-2009	11:40:00			I5
2	CALSTD	1	15-JUN-2009	11:44:00			I5
3	CAL	1	15-JUN-2009	11:49:00			I5
4	ICV	1	15-JUN-2009	11:53:00			I5
5	ICB	1	15-JUN-2009	11:59:00			I5
6	CRI\MRL	1	15-JUN-2009	12:04:00			I5
7	ICSA	1	15-JUN-2009	12:09:00			I5
8	ICSAB	1	15-JUN-2009	12:14:00			I5
9	CCV	1	15-JUN-2009	12:20:00			I5
10	CCB	1	15-JUN-2009	12:26:00			I5
11	LEMJL	5	15-JUN-2009	13:06:00	9162017	A9F100170	I5
12	LEMJLS	5	15-JUN-2009	13:11:00	9162017	A9F100170	I5
13	LEMJLD	5	15-JUN-2009	13:16:00	9162017	A9F100170	I5
14	LEMJ5	5	15-JUN-2009	13:21:00	9162017	A9F100170	I5
15	LEM4E	20	15-JUN-2009	13:26:00	9162017	A9F100252	I5
16	LEM76	5	15-JUN-2009	13:30:00	9162020	C9F09221	I5
17	LEWGP	1	15-JUN-2009	13:35:00	9166013	A9F130140	I5
18	LEWGPS	1	15-JUN-2009	13:39:00	9166013	A9F130140	I5
19	LEWGPD	1	15-JUN-2009	13:44:00	9166013	A9F130140	I5
20	LEWGT	1	15-JUN-2009	13:49:00	9166013	A9F130140	I5
21	CCV	1	15-JUN-2009	13:55:00			I5
22	CCB	1	15-JUN-2009	14:01:00			I5
23	LEM0D	1	15-JUN-2009	14:05:00	9166013	A9F100230	I5
24	LENCE	1	15-JUN-2009	14:10:00	9166013	A9F100230	I5
25	LENCG	1	15-JUN-2009	14:15:00	9166013	A9F100230	I5
26	LENCK	1	15-JUN-2009	14:20:00	9166013	A9F100230	I5
27	LENCKL	1	15-JUN-2009	14:25:00			I5
28	LERGLB	1	15-JUN-2009	14:30:00	9163014	A9F120000	I5
29	LERGLC	1	15-JUN-2009	14:35:00	9163014	A9F120000	I5
30	LEPCP	1	15-JUN-2009	14:40:00	9163014	A9F110145	I5
31	LEPDW	1	15-JUN-2009	14:45:00	9163014	A9F110145	I5
32	LEPEC	1	15-JUN-2009	14:49:00	9163014	A9F110145	I5
33	CCV	1	15-JUN-2009	14:55:00			I5
34	CCB	1	15-JUN-2009	15:01:00			I5
35	LEN7H	1	15-JUN-2009	15:05:00	9163014	A9F110128	I5
36	LEN7HL	1	15-JUN-2009	15:10:00			I5
37	LEPEW	1	15-JUN-2009	15:15:00	9163014	A9F110153	I5
38	LEQA0	1	15-JUN-2009	15:19:00	9163014	A9F110245	I5
39	LEQA5	1	15-JUN-2009	15:24:00	9163014	A9F110245	I5
40	LEQA6	1	15-JUN-2009	15:28:00	9163014	A9F110245	I5
41	LEQA7	1	15-JUN-2009	15:33:00	9163014	A9F110245	I5
42	LEQA8	1	15-JUN-2009	15:37:00	9163014	A9F110245	I5
43	LEPN8	1	15-JUN-2009	15:42:00	9163014	A9F110184	I5
44	LEPP9	1	15-JUN-2009	15:46:00	9163014	A9F110188	I5

(continued)

#	WorkOrder	Dilution	Date	Time	Batch	Lot	Instrument
45	CCV	1	15-JUN-2009	15:52:00			I5
46	CCB	1	15-JUN-2009	15:58:00			I5
47	LEPQN	1	15-JUN-2009	16:03:00	9163014	A9F110188	I5
48	LENDJ	1	15-JUN-2009	16:07:00	9163014	A9F100286	I5
49	LEN5R	1	15-JUN-2009	16:12:00	9163014	9F10242	I5
50	LEQK6	1	15-JUN-2009	16:16:00	9163014	A9F110284	I5
51	LEQK6S	1	15-JUN-2009	16:21:00	9163014	A9F110284	I5
52	LEQK6D	1	15-JUN-2009	16:26:00	9163014	A9F110284	I5
53	LEQ1L	100	15-JUN-2009	16:31:00	9163014	A9F110327	I5
54	LEQ1X	100	15-JUN-2009	16:36:00	9163014	A9F110327	I5
55	LEQ11	100	15-JUN-2009	16:40:00	9163014	A9F110327	I5
56	LERGWB	1	15-JUN-2009	16:46:00	9163018	A9F120000	I5
57	CCV	1	15-JUN-2009	16:51:00			I5
58	CCB	1	15-JUN-2009	16:57:00			I5
59	LERGWC	1	15-JUN-2009	17:02:00	9163018	A9F120000	I5
60	LEPA5	1	15-JUN-2009	17:07:00	9163018	A9F110141	I5
61	LEPCL	1	15-JUN-2009	17:12:00	9163018	A9F110144	I5
62	LEPCX	1	15-JUN-2009	17:16:00	9163018	A9F110146	I5
63	LEQFH	1	15-JUN-2009	17:21:00	9163018	A9F110270	I5
64	LEQGR	1	15-JUN-2009	17:26:00	9163018	A9F110279	I5
65	LEP09	1	15-JUN-2009	17:30:00	9163018	A9F110209	I5
66	LEP2L	1	15-JUN-2009	17:35:00	9163018	A9F110209	I5
67	LEP2M	1	15-JUN-2009	17:39:00	9163018	A9F110209	I5
68	LEP2N	1	15-JUN-2009	17:44:00	9163018	A9F110209	I5
69	CCV	1	15-JUN-2009	17:50:00			I5
70	CCB	1	15-JUN-2009	17:55:00			I5
71	LEPM0F	1	15-JUN-2009	18:00:00	9163018	A9F110180	I5
72	LEPM0FL	1	15-JUN-2009	18:05:00			I5
73	LEPNQF	1	15-JUN-2009	18:09:00	9163018	A9F110180	I5
74	LEQE6F	1	15-JUN-2009	18:14:00	9163018	A9F110267	I5
75	LEQE6FS	1	15-JUN-2009	18:18:00	9163018	A9F110267	I5
76	LEQE6FD	1	15-JUN-2009	18:23:00	9163018	A9F110267	I5
77	LEQF2F	1	15-JUN-2009	18:28:00	9163018	A9F110267	I5
78	LEQF3F	1	15-JUN-2009	18:33:00	9163018	A9F110267	I5
79	LERGJBF	1	15-JUN-2009	18:38:00	9163013	A9F120000	I5
80	LERGJCF	1	15-JUN-2009	18:43:00	9163013	A9F120000	I5
81	CCV	1	15-JUN-2009	18:49:00			I5
82	CCB	1	15-JUN-2009	18:55:00			I5
83	LEPVHF	1	15-JUN-2009	18:59:00	9163013	A9F110190	I5
84	LEPVTF	1	15-JUN-2009	19:04:00	9163013	A9F110190	I5
85	LEPVTFS	1	15-JUN-2009	19:08:00	9163013	A9F110190	I5
86	LEPVTFD	1	15-JUN-2009	19:13:00	9163013	A9F110190	I5
87	LEPV1F	1	15-JUN-2009	19:18:00	9163013	A9F110190	I5
88	LEPV3F	1	15-JUN-2009	19:23:00	9163013	A9F110190	I5

(continued)

#	WorkOrder	Dilution	Date	Time	Batch	Lot	Instrument
89	LEPWCF	1	15-JUN-2009	19:27:00			I5
90	LEPWCFL	1	15-JUN-2009	19:32:00			I5
91	LEPWJF	1	15-JUN-2009	19:37:00			I5
92	LEPWRF	1	15-JUN-2009	19:41:00			I5
93	CCV	1	15-JUN-2009	19:47:00			I5
94	CCB	1	15-JUN-2009	19:53:00			I5
95	LERGNB	1	15-JUN-2009	19:58:00			I5
96	LERGNC	1	15-JUN-2009	20:02:00			I5
97	LEPPE	1	15-JUN-2009	20:08:00			I5
98	LEPPES	1	15-JUN-2009	20:12:00			I5
99	LEPPED	1	15-JUN-2009	20:17:00			I5
100	LEPPK	1	15-JUN-2009	20:22:00			I5
101	LEPPL	1	15-JUN-2009	20:27:00			I5
102	LEPPN	1	15-JUN-2009	20:31:00			I5
103	LEPPQ	1	15-JUN-2009	20:36:00			I5
104	LEPPT	1	15-JUN-2009	20:40:00			I5
105	CCV	1	15-JUN-2009	20:46:00			I5
106	CCB	1	15-JUN-2009	20:52:00			I5
107	LEP51	1	15-JUN-2009	20:57:00			I5
108	LEP51F	1	15-JUN-2009	21:01:00			I5
109	LEP51FL	1	15-JUN-2009	21:06:00			I5
110	LEP6K	1	15-JUN-2009	21:10:00			I5
111	LEP6KF	1	15-JUN-2009	21:15:00			I5
112	LEP6M	1	15-JUN-2009	21:20:00			I5
113	LEP6MF	1	15-JUN-2009	21:24:00			I5
114	LEP6P	1	15-JUN-2009	21:29:00			I5
115	LEP6PF	1	15-JUN-2009	21:33:00			I5
116	LEP6Q	1	15-JUN-2009	21:38:00			I5
117	CCV	1	15-JUN-2009	21:44:00			I5
118	CCB	1	15-JUN-2009	21:50:00			I5
119	LEP6QF	1	15-JUN-2009	21:54:00			I5
120	CCV	1	15-JUN-2009	22:00:00			I5
121	CCB	1	15-JUN-2009	22:06:00			I5
122	CCV	1	16-JUN-2009	09:03:00			I5
123	CCB	1	16-JUN-2009	09:09:00			I5
124	CCV	1	16-JUN-2009	11:27:00			I5
125	CCB	1	16-JUN-2009	11:33:00			I5
126	LEP09	5	16-JUN-2009	11:37:00	9163018	A9F110209	I5
127	LEP2N	5	16-JUN-2009	11:42:00	9163018	A9F110209	I5
128	LENDJ	5	16-JUN-2009	11:46:00	9163014	A9F100286	I5
129	LEXDFB	1	16-JUN-2009	11:52:00	9166022	A9F150000	I5
130	LEXDFC	1	16-JUN-2009	11:56:00	9166022	A9F150000	I5
131	LEWK4	1	16-JUN-2009	12:01:00	9166022	A9F130153	I5
132	LEWK4L	1	16-JUN-2009	12:06:00			I5

(continued)

#	WorkOrder	Dilution	Date	Time	Batch	Lot	Instrument
133	LEWRG	1	16-JUN-2009	12:11:00	9166022	A9F130184	I5
134	LEWRL	1	16-JUN-2009	12:15:00	9166022	A9F130184	I5
135	LETLR	1	16-JUN-2009	12:20:00	9166022	A9F120205	I5
136	CCV	1	16-JUN-2009	12:26:00			I5
137	CCB	1	16-JUN-2009	12:31:00			I5
138	LETMF	1	16-JUN-2009	12:36:00	9166022	A9F120205	I5
139	LETMG	1	16-JUN-2009	12:41:00	9166022	A9F120205	I5
140	LETMN	1	16-JUN-2009	12:46:00	9166022	A9F120205	I5
141	LETQ9	1	16-JUN-2009	12:50:00	9166022	A9F120226	I5
142	LEVAG	1	16-JUN-2009	12:55:00	9166022	A9F120294	I5
143	LEVAN	1	16-JUN-2009	13:00:00	9166022	A9F120294	I5
144	LEWEM	1	16-JUN-2009	13:04:00	9166022	A9F130133	I5
145	LEWEN	1	16-JUN-2009	13:09:00	9166022	A9F130133	I5
146	LEWENS	1	16-JUN-2009	13:13:00	9166022	A9F130133	I5
147	LEWEND	1	16-JUN-2009	13:18:00	9166022	A9F130133	I5
148	CCV	1	16-JUN-2009	13:24:00			I5
149	CCB	1	16-JUN-2009	13:29:00			I5
150	LEWEP	1	16-JUN-2009	13:34:00	9166022	A9F130133	I5
151	LEWEQ	1	16-JUN-2009	13:38:00	9166022	A9F130133	I5
152	LEWER	1	16-JUN-2009	13:43:00	9166022	A9F130133	I5
153	LEQDG	1	16-JUN-2009	13:48:00	9166022	C9F09221	I5
154	LEXDAB	1	16-JUN-2009	13:53:00	9166020	A9F150000	I5
155	LEXDAC	1	16-JUN-2009	13:58:00	9166020	A9F150000	I5
156	LER0T	1	16-JUN-2009	14:03:00	9166020	A9F120141	I5
157	LER03	1	16-JUN-2009	14:07:00	9166020	A9F120141	I5
158	LER03S	1	16-JUN-2009	14:12:00	9166020	A9F120141	I5
159	LER03D	1	16-JUN-2009	14:17:00	9166020	A9F120141	I5
160	CCV	1	16-JUN-2009	14:22:00			I5
161	CCB	1	16-JUN-2009	14:28:00			I5
162	LER04	1	16-JUN-2009	14:33:00	9166020	A9F120141	I5
163	LER04L	1	16-JUN-2009	14:37:00			I5
164	LER05	1	16-JUN-2009	14:42:00	9166020	A9F120141	I5
165	LER06	1	16-JUN-2009	14:46:00	9166020	A9F120141	I5
166	LER07	1	16-JUN-2009	14:51:00	9166020	A9F120141	I5
167	LER08	1	16-JUN-2009	14:56:00	9166020	A9F120141	I5
168	LER09	1	16-JUN-2009	15:00:00	9166020	A9F120141	I5
169	LER1A	1	16-JUN-2009	15:05:00	9166020	A9F120141	I5
170	LEXC0BF	1	16-JUN-2009	15:10:00	9166014	A9F150000	I5
171	LEXC0CF	1	16-JUN-2009	15:15:00	9166014	A9F150000	I5
172	CCV	1	16-JUN-2009	15:20:00			I5
173	CCB	1	16-JUN-2009	15:26:00			I5
174	LER38F	1	16-JUN-2009	15:31:00	9166014	A9F120149	I5
175	LER4AF	1	16-JUN-2009	15:35:00	9166014	A9F120149	I5
176	LER4LF	1	16-JUN-2009	15:40:00	9166014	A9F120149	I5

(continued)

#	WorkOrder	Dilution	Date	Time	Batch	Lot	Instrument
177	LER4LFL	1	16-JUN-2009	15:45:00			I5
178	LER4TF	1	16-JUN-2009	15:49:00	9166014	A9F120149	I5
179	LER41F	1	16-JUN-2009	15:54:00	9166014	A9F120149	I5
180	LER48F	1	16-JUN-2009	15:58:00	9166014	A9F120149	I5
181	LER5KF	1	16-JUN-2009	16:03:00	9166014	A9F120149	I5
182	LER5PF	1	16-JUN-2009	16:07:00	9166014	A9F120149	I5
183	LER5PFS	1	16-JUN-2009	16:12:00	9166014	A9F120149	I5
184	CCV	1	16-JUN-2009	16:18:00			I5
185	CCB	1	16-JUN-2009	16:24:00			I5
186	LER5PFD	1	16-JUN-2009	16:28:00	9166014	A9F120149	I5
187	LEXDDB	1	16-JUN-2009	16:34:00	9166021	A9F150000	I5
188	LEXDDC	1	16-JUN-2009	16:38:00	9166021	A9F150000	I5
189	LETAT	1	16-JUN-2009	16:44:00	9166021	A9F120176	I5
190	LETC2	1	16-JUN-2009	16:48:00	9166021	A9F120176	I5
191	LETC4	1	16-JUN-2009	16:53:00	9166021	A9F120176	I5
192	LETC5	1	16-JUN-2009	16:57:00	9166021	A9F120176	I5
193	LETC5L	1	16-JUN-2009	17:02:00			I5
194	LETC5S	1	16-JUN-2009	17:06:00	9166021	A9F120176	I5
195	LETC5D	1	16-JUN-2009	17:11:00	9166021	A9F120176	I5
196	CCV	1	16-JUN-2009	17:17:00			I5
197	CCB	1	16-JUN-2009	17:23:00			I5
198	LETDH	1	16-JUN-2009	17:27:00	9166021	A9F120176	I5
199	LETDJ	1	16-JUN-2009	17:32:00	9166021	A9F120176	I5
200	LETDN	1	16-JUN-2009	17:36:00	9166021	A9F120176	I5
201	LETDP	1	16-JUN-2009	17:41:00	9166021	A9F120176	I5
202	LETDQ	1	16-JUN-2009	17:45:00	9166021	A9F120176	I5
203	LETDT	1	16-JUN-2009	17:50:00	9166021	A9F120176	I5
204	LET2X	1	16-JUN-2009	17:54:00	9166021	A9F120262	I5
205	LET26	1	16-JUN-2009	17:59:00	9166021	A9F120262	I5
206	LET28	1	16-JUN-2009	18:04:00	9166021	A9F120262	I5
207	LET3E	1	16-JUN-2009	18:08:00	9166021	A9F120262	I5
208	CCV	1	16-JUN-2009	18:14:00			I5
209	CCB	1	16-JUN-2009	18:20:00			I5
210	LET3K	1	16-JUN-2009	18:24:00	9166021	A9F120262	I5
211	LET3N	1	16-JUN-2009	18:29:00	9166021	A9F120262	I5
212	LET3P	1	16-JUN-2009	18:34:00	9166021	A9F120262	I5
213	LET3V	1	16-JUN-2009	18:38:00	9166021	A9F120262	I5
214	LET34	1	16-JUN-2009	18:43:00	9166021	A9F120262	I5
215	LET34S	1	16-JUN-2009	18:47:00	9166021	A9F120262	I5
216	LET34D	1	16-JUN-2009	18:52:00	9166021	A9F120262	I5
217	LET4L	1	16-JUN-2009	18:57:00	9166021	A9F120262	I5
218	LE075B	1	16-JUN-2009	19:03:00	9167170	A9F160000	I5
219	LE075C	1	16-JUN-2009	19:07:00	9167170	A9F160000	I5
220	CCV	1	16-JUN-2009	19:13:00			I5

---------- (continued) ----------

#	WorkOrder	Dilution	Date	Time	Batch	Lot	Instrument
221	CCB	1	16-JUN-2009	19:19:00			I5
222	LE058	1	16-JUN-2009	19:23:00			I5
223	LE058L	1	16-JUN-2009	19:28:00			I5
224	LE058S	1	16-JUN-2009	19:32:00			I5
225	LE058D	1	16-JUN-2009	19:37:00			I5
226	CCV	1	16-JUN-2009	19:43:00			I5
227	CCB	1	16-JUN-2009	19:49:00			I5
228	CCV	1	17-JUN-2009	06:42:00			I5
229	CCB	1	17-JUN-2009	06:48:00			I5
230	LER07	5	17-JUN-2009	06:52:00	9166020	A9F120141	I5
231	LER08	5	17-JUN-2009	06:57:00	9166020	A9F120141	I5
232	LER09	5	17-JUN-2009	07:01:00	9166020	A9F120141	I5
233	LER1A	5	17-JUN-2009	07:06:00	9166020	A9F120141	I5
234	LE00LB	1	17-JUN-2009	07:11:00	9167029	A9F160000	I5
235	LE00LC	1	17-JUN-2009	07:16:00	9167029	A9F160000	I5
236	LEQCV	1	17-JUN-2009	07:21:00	9167029	C9F09221	I5
237	LEQCVL	1	17-JUN-2009	07:25:00			I5
238	LEQDA	1	17-JUN-2009	07:30:00	9167029	C9F09221	I5
239	LEQDC	1	17-JUN-2009	07:34:00	9167029	C9F09221	I5
240	CCV	1	17-JUN-2009	07:40:00			I5
241	CCB	1	17-JUN-2009	07:46:00			I5
242	LEQDE	1	17-JUN-2009	07:51:00	9167029	C9F09221	I5
243	LEWN6	1	17-JUN-2009	07:55:00	9167029	C9F13174	I5
244	LEWN6S	1	17-JUN-2009	08:00:00	9167029	C9F13174	I5
245	LEWN6D	1	17-JUN-2009	08:04:00	9167029	C9F13174	I5
246	LEWQ6	1	17-JUN-2009	08:09:00	9167029	C9F13174	I5
247	LEWQ7	1	17-JUN-2009	08:14:00	9167029	C9F13174	I5
248	LEWQ8	1	17-JUN-2009	08:18:00	9167029	C9F13174	I5
249	LEWQ9	1	17-JUN-2009	08:23:00	9167029	C9F13174	I5
250	LEWRA	1	17-JUN-2009	08:27:00	9167029	C9F13174	I5
251	LEWRC	1	17-JUN-2009	08:32:00	9167029	C9F13174	I5
252	CCV	1	17-JUN-2009	08:38:00			I5
253	CCB	1	17-JUN-2009	08:44:00			I5
254	LEWRD	1	17-JUN-2009	08:48:00	9167029	C9F13174	I5
255	LEWRE	1	17-JUN-2009	08:53:00	9167029	C9F13174	I5
256	LE00NB	1	17-JUN-2009	08:58:00	9167030	A9F160000	I5
257	LE00NC	1	17-JUN-2009	09:02:00	9167030	A9F160000	I5
258	LEM64	1	17-JUN-2009	09:07:00	9167030	9F10267	I5
259	LEM64L	1	17-JUN-2009	09:12:00			I5
260	LEM66	1	17-JUN-2009	09:17:00	9167030	9F10267	I5
261	LEM67	1	17-JUN-2009	09:21:00	9167030	9F10267	I5
262	LEM69	1	17-JUN-2009	09:26:00	9167030	9F10267	I5
263	LEM7A	1	17-JUN-2009	09:30:00	9167030	9F10267	I5
264	CCV	1	17-JUN-2009	09:36:00			I5

(continued)

#	WorkOrder	Dilution	Date	Time	Batch	Lot	Instrument
265	CCB	1	17-JUN-2009	09:42:00			I5
266	LEM7C	1	17-JUN-2009	09:47:00	9167030	9F10267	I5
267	LEQAJ	1	17-JUN-2009	09:51:00	9167030	C9F11242	I5
268	LEQAR	1	17-JUN-2009	09:56:00	9167030	C9F11242	I5
269	LEQAV	1	17-JUN-2009	10:00:00	9167030	C9F11242	I5
270	LEQAW	1	17-JUN-2009	10:05:00	9167030	C9F11242	I5
271	LEQAX	1	17-JUN-2009	10:09:00	9167030	C9F11242	I5
272	LEQCG	1	17-JUN-2009	10:14:00	9167030	C9F11242	I5
273	LEQCGS	1	17-JUN-2009	10:19:00	9167030	C9F11242	I5
274	LEQCGD	1	17-JUN-2009	10:23:00	9167030	C9F11242	I5
275	LEQCN	1	17-JUN-2009	10:28:00	9167030	C9F11242	I5
276	CCV	1	17-JUN-2009	10:34:00			I5
277	CCB	1	17-JUN-2009	10:40:00			I5
278	LEVTJ	1	17-JUN-2009	10:44:00	9167030	C9F11242	I5
279	LEVTN	1	17-JUN-2009	10:49:00	9167030	C9F11242	I5
280	LEVTP	1	17-JUN-2009	10:53:00	9167030	C9F11242	I5
281	LEVTQ	1	17-JUN-2009	10:58:00	9167030	C9F11242	I5
282	LEVTT	1	17-JUN-2009	11:03:00	9167030	C9F11242	I5
283	LEVTW	1	17-JUN-2009	11:07:00	9167030	C9F11242	I5
284	LEVVH	1	17-JUN-2009	11:12:00	9167030	C9F11242	I5
285	LEXH9BT	1	17-JUN-2009	11:17:00	9167020	A9F150000	I5
286	LE0X3BT	1	17-JUN-2009	11:21:00	9167020	A9F160000	I5
287	LE0X3CT	1	17-JUN-2009	11:26:00	9167020	A9F160000	I5
288	CCV	1	17-JUN-2009	11:33:00			I5
289	CCB	1	17-JUN-2009	11:39:00			I5
290	LET2LT	1	17-JUN-2009	11:43:00	9167020	D9F120256	I5
291	LEM0DT	1	17-JUN-2009	11:48:00	9167020	A9F100230	I5
292	LEM0DTL	1	17-JUN-2009	11:52:00			I5
293	LEM0DTS	5	17-JUN-2009	11:57:00	9167020	A9F100230	I5
294	LEM0DTD	5	17-JUN-2009	12:02:00	9167020	A9F100230	I5
295	LENCET	1	17-JUN-2009	12:07:00	9167020	A9F100230	I5
296	LENCGT	1	17-JUN-2009	12:11:00	9167020	A9F100230	I5
297	LENCKT	1	17-JUN-2009	12:16:00	9167020	A9F100230	I5
298	LEXHHBT	1	17-JUN-2009	12:21:00	9167025	A9F150000	I5
299	LE00CBT	1	17-JUN-2009	12:25:00	9167025	A9F160000	I5
300	CCV	1	17-JUN-2009	12:31:00			I5
301	CCB	1	17-JUN-2009	12:37:00			I5
302	LE00CCT	1	17-JUN-2009	12:42:00	9167025	A9F160000	I5
303	LEJ6LT	10	17-JUN-2009	12:47:00	9167025	A9F090125	I5
304	LETNKT	10	17-JUN-2009	12:51:00	9167025	A9F120211	I5
305	LETNKTL	50	17-JUN-2009	12:56:00			I5
306	LETNKTS	50	17-JUN-2009	13:00:00	9167025	A9F120211	I5
307	LETNKTD	50	17-JUN-2009	13:05:00	9167025	A9F120211	I5
308	LE0X7BT	100	17-JUN-2009	13:10:00	9167023	A9F160000	I5

(continued)

#	WorkOrder	Dilution	Date	Time	Batch	Lot	Instrument
309	LE0X7CT	100	17-JUN-2009	13:14:00	9167023	A9F160000	I5
310	LEJ6LT	100	17-JUN-2009	13:19:00	9167025	A9F090125	I5
311	LETNHT	100	17-JUN-2009	13:24:00	9167023	A9F120211	I5
312	CCV	1	17-JUN-2009	13:30:00			I5
313	CCB	1	17-JUN-2009	13:36:00			I5
314	LETNHTL	500	17-JUN-2009	13:40:00			I5
315	LETNHTS	500	17-JUN-2009	13:45:00	9167023	A9F120211	I5
316	LETNHTD	500	17-JUN-2009	13:50:00	9167023	A9F120211	I5
317	LEXJLBT	1	17-JUN-2009	13:55:00	9167021	A9F150000	I5
318	LE0X5BT	1	17-JUN-2009	13:59:00	9167021	A9F160000	I5
319	LE0X5CT	1	17-JUN-2009	14:04:00	9167021	A9F160000	I5
320	LEKHAT	1	17-JUN-2009	14:09:00	9167021	A9F090172	I5
321	LEKHATL	1	17-JUN-2009	14:13:00			I5
322	LEKHATS	5	17-JUN-2009	14:18:00	9167021	A9F090172	I5
323	LEKHATD	5	17-JUN-2009	14:22:00	9167021	A9F090172	I5
324	CCV	1	17-JUN-2009	14:28:00			I5
325	CCB	1	17-JUN-2009	14:34:00			I5
326	LE2X4B	1	17-JUN-2009	14:44:00	9168019	A9F170000	I5
327	LE2X4C	1	17-JUN-2009	14:49:00	9168019	A9F170000	I5
328	CCV	1	17-JUN-2009	14:55:00			I5
329	CCB	1	17-JUN-2009	15:01:00			I5
330	LE1RC	1	17-JUN-2009	15:05:00	9168019	A9F160177	I5
331	LET72	1	17-JUN-2009	15:10:00	9168019	A9F120282	I5
332	LE136	1	17-JUN-2009	15:14:00	9168019	9F16211	I5
333	LE136S	1	17-JUN-2009	15:19:00	9168019	9F16211	I5
334	LE136D	1	17-JUN-2009	15:23:00	9168019	9F16211	I5
335	LE2G7	1	17-JUN-2009	15:28:00	9168019	A9F160266	I5
336	LE063	1	17-JUN-2009	15:33:00	9168019	A9F160112	I5
337	LE063L	1	17-JUN-2009	15:38:00			I5
338	LE28NB	1	17-JUN-2009	15:43:00	9168134	A9F170000	I5
339	LE28NC	1	17-JUN-2009	15:48:00	9168134	A9F170000	I5
340	CCV	1	17-JUN-2009	15:54:00			I5
341	CCB	1	17-JUN-2009	16:00:00			I5
342	LE26F	1	17-JUN-2009	16:04:00	9168134	A9F170113	I5
343	LE26FS	1	17-JUN-2009	16:09:00	9168134	A9F170113	I5
344	LE26FD	1	17-JUN-2009	16:13:00	9168134	A9F170113	I5
345	LE26K	1	17-JUN-2009	16:18:00	9168134	A9F170113	I5
346	LE272	1	17-JUN-2009	16:23:00	9168134	A9F170117	I5
347	LE276	1	17-JUN-2009	16:28:00	9168134	A9F170117	I5
348	LE277	1	17-JUN-2009	16:32:00	9168134	A9F170117	I5
349	LE279	1	17-JUN-2009	16:37:00	9168134	A9F170117	I5
350	LE28A	1	17-JUN-2009	16:41:00	9168134	A9F170117	I5
351	LE28AL	1	17-JUN-2009	16:46:00			I5
352	CCV	1	17-JUN-2009	16:52:00			I5

(continued)

#	WorkOrder	Dilution	Date	Time	Batch	Lot	Instrument
353	CCB	1	17-JUN-2009	16:58:00			I5
354	LEK5XT	1	17-JUN-2009	17:02:00	9167021	A9F090242	I5
355	LEK6CT	1	17-JUN-2009	17:07:00	9167021	A9F090242	I5
356	LEK6DT	1	17-JUN-2009	17:11:00	9167021	A9F090242	I5
357	LEK6ET	1	17-JUN-2009	17:16:00	9167021	A9F090242	I5
358	LEK6XT	1	17-JUN-2009	17:21:00	9167021	A9F090242	I5
359	LEK64T	1	17-JUN-2009	17:25:00	9167021	A9F090242	I5
360	LEK8RT	1	17-JUN-2009	17:30:00	9167021	A9F090242	I5
361	LEK8XT	1	17-JUN-2009	17:34:00	9167021	A9F090242	I5
362	LEK80T	1	17-JUN-2009	17:39:00	9167021	A9F090242	I5
363	LEK84T	1	17-JUN-2009	17:43:00	9167021	A9F090242	I5
364	CCV	1	17-JUN-2009	17:49:00			I5
365	CCB	1	17-JUN-2009	17:55:00			I5
366	LEK87T	1	17-JUN-2009	18:00:00	9167021	A9F090242	I5
367	LEK9AT	1	17-JUN-2009	18:04:00	9167021	A9F090242	I5
368	LEK9JT	1	17-JUN-2009	18:09:00	9167021	A9F090242	I5
369	LEK9KT	1	17-JUN-2009	18:14:00	9167021	A9F090242	I5
370	LEK9LT	1	17-JUN-2009	18:18:00	9167021	A9F090242	I5
371	LE00EB	1	17-JUN-2009	18:23:00	9167026	A9F160000	I5
372	LE00EC	1	17-JUN-2009	18:28:00	9167026	A9F160000	I5
373	LEWRM	1	17-JUN-2009	18:33:00	9167026	A9F130184	I5
374	LEWRML	1	17-JUN-2009	18:37:00			I5
375	LEWRMS	1	17-JUN-2009	18:42:00	9167026	A9F130184	I5
376	CCV	1	17-JUN-2009	18:48:00			I5
377	CCB	1	17-JUN-2009	18:54:00			I5
378	LEWRMD	1	17-JUN-2009	18:58:00	9167026	A9F130184	I5
379	LE0XMB	1	17-JUN-2009	19:03:00	9167013	A9F160000	I5
380	LE0XMC	1	17-JUN-2009	19:08:00	9167013	A9F160000	I5
381	LEX8T	1	17-JUN-2009	19:13:00	9167013	A9F150141	I5
382	LEX8TL	1	17-JUN-2009	19:17:00			I5
383	LEX9P	1	17-JUN-2009	19:22:00	9167013	A9F150141	I5
384	LEX1X	1	17-JUN-2009	19:27:00	9167013	A9F150131	I5
385	LEX1XS	1	17-JUN-2009	19:31:00	9167013	A9F150131	I5
386	LEX1XD	1	17-JUN-2009	19:36:00	9167013	A9F150131	I5
387	LE0XPBF	1	17-JUN-2009	19:41:00	9167015	A9F160000	I5
388	CCV	1	17-JUN-2009	19:47:00			I5
389	CCB	1	17-JUN-2009	19:52:00			I5
390	LE0XPCF	1	17-JUN-2009	19:57:00	9167015	A9F160000	I5
391	LEXJHF	1	17-JUN-2009	20:02:00	9167015	A9F150103	I5
392	LEXJHFL	1	17-JUN-2009	20:07:00			I5
393	LEXJHFS	1	17-JUN-2009	20:11:00	9167015	A9F150103	I5
394	LEXJHFD	1	17-JUN-2009	20:16:00	9167015	A9F150103	I5
395	LEXJTF	1	17-JUN-2009	20:21:00	9167015	A9F150103	I5
396	LEXJWF	1	17-JUN-2009	20:25:00	9167015	A9F150103	I5

(continued)

#	WorkOrder	Dilution	Date	Time	Batch	Lot	Instrument
397	LEXJ0F	1	17-JUN-2009	20:30:00			I5
398	LEXJ3F	1	17-JUN-2009	20:35:00			I5
399	LEXJ7F	1	17-JUN-2009	20:39:00			I5
400	CCV	1	17-JUN-2009	20:45:00			I5
401	CCB	1	17-JUN-2009	20:51:00			I5
402	LEXKEF	1	17-JUN-2009	20:55:00			I5
403	LEWRC	20	17-JUN-2009	21:00:00			I5
404	LEQAW	5	17-JUN-2009	21:05:00			I5
405	CCV	1	17-JUN-2009	21:10:00			I5
406	CCB	1	17-JUN-2009	21:16:00			I5
407	CCV	1	18-JUN-2009	08:03:00			I5
408	CCB	1	18-JUN-2009	08:09:00			I5
409	CCV	1	18-JUN-2009	11:08:00			I5
410	CCB	1	18-JUN-2009	11:14:00			I5
411	LE1EDBT	1	18-JUN-2009	11:34:00	9168023	A9F160000	I5
412	LE20DBT	1	18-JUN-2009	11:39:00	9168023	A9F170000	I5
413	LE20DCT	1	18-JUN-2009	11:43:00	9168023	A9F170000	I5
414	LEK9MT	1	18-JUN-2009	11:49:00	9168023	A9F090242	I5
415	LEK9PT	1	18-JUN-2009	11:53:00	9168023	A9F090242	I5
416	LEK9QT	1	18-JUN-2009	12:01:00	9168023	A9F090242	I5
417	LEK9RT	1	18-JUN-2009	12:06:00	9168023	A9F090242	I5
418	LEK9VT	1	18-JUN-2009	12:11:00	9168023	A9F090242	I5
419	LEK9WT	1	18-JUN-2009	12:15:00	9168023	A9F090242	I5
420	LEK9XT	1	18-JUN-2009	12:20:00	9168023	A9F090242	I5
421	CCV	1	18-JUN-2009	12:26:00			I5
422	CCB	1	18-JUN-2009	12:31:00			I5
423	LEK91T	1	18-JUN-2009	12:36:00	9168023	A9F090242	I5
424	LEK91TS	5	18-JUN-2009	12:40:00	9168023	A9F090242	I5
425	LEK91TD	5	18-JUN-2009	12:45:00	9168023	A9F090242	I5
426	LENDLT	1	18-JUN-2009	12:50:00	9168023	A9F100287	I5
427	LENDLTL	1	18-JUN-2009	12:55:00			I5
428	LENDRT	1	18-JUN-2009	13:00:00	9168023	A9F100287	I5
429	LENDXT	1	18-JUN-2009	13:04:00	9168023	A9F100287	I5
430	LEP9TT	1	18-JUN-2009	13:09:00	9168023	A9F110236	I5
431	LEQAET	1	18-JUN-2009	13:13:00	9168023	A9F110236	I5
432	LEQAFT	1	18-JUN-2009	13:18:00	9168023	A9F110236	I5
433	CCV	1	18-JUN-2009	13:24:00			I5
434	CCB	1	18-JUN-2009	13:29:00			I5
435	LETNGT	1	18-JUN-2009	13:34:00	9168023	A9F120211	I5
436	LET2WT	1	18-JUN-2009	13:38:00	9168023	A9F120257	I5
437	LE1EPBT	1	18-JUN-2009	13:44:00	9168022	A9F160000	I5
438	LE20ABT	1	18-JUN-2009	13:48:00	9168022	A9F170000	I5
439	LE20ACT	1	18-JUN-2009	13:53:00	9168022	A9F170000	I5
440	LENC8T	1	18-JUN-2009	13:58:00	9168022	A9F100287	I5

(continued)

#	WorkOrder	Dilution	Date	Time	Batch	Lot	Instrument
441	LENC8TL	1	18-JUN-2009	14:03:00			I5
442	LENC8TS	5	18-JUN-2009	14:07:00	9168022	A9F100287	I5
443	LENC8TD	5	18-JUN-2009	14:12:00	9168022	A9F100287	I5
444	LE20HB	1	18-JUN-2009	14:17:00	9168025	A9F170000	I5
445	CCV	1	18-JUN-2009	14:23:00			I5
446	CCB	1	18-JUN-2009	14:29:00			I5
447	LE20HC	1	18-JUN-2009	14:34:00	9168025	A9F170000	I5
448	LE066	1	18-JUN-2009	14:39:00	9168025	A9F160112	I5
449	LE066L	1	18-JUN-2009	14:44:00			I5
450	LE07A	1	18-JUN-2009	14:48:00	9168025	A9F160112	I5
451	LE07E	1	18-JUN-2009	14:53:00	9168025	A9F160112	I5
452	LE07F	1	18-JUN-2009	14:57:00	9168025	A9F160112	I5
453	LE07G	1	18-JUN-2009	15:02:00	9168025	A9F160112	I5
454	LE1GQ	1	18-JUN-2009	15:06:00	9168025	A9F160143	I5
455	LE1G3	1	18-JUN-2009	15:11:00	9168025	A9F160143	I5
456	LE1G3S	1	18-JUN-2009	15:15:00	9168025	A9F160143	I5
457	CCV	1	18-JUN-2009	15:21:00			I5
458	CCB	1	18-JUN-2009	15:27:00			I5
459	LE1G3D	1	18-JUN-2009	15:32:00	9168025	A9F160143	I5
460	LE1G5	1	18-JUN-2009	15:37:00	9168025	A9F160143	I5
461	LE1G7	1	18-JUN-2009	15:41:00	9168025	A9F160143	I5
462	LE1G8	1	18-JUN-2009	15:46:00	9168025	A9F160143	I5
463	LE1G9	1	18-JUN-2009	15:51:00	9168025	A9F160143	I5
464	LE1HA	1	18-JUN-2009	15:55:00	9168025	A9F160143	I5
465	LE1HD	1	18-JUN-2009	16:00:00	9168025	A9F160143	I5
466	LE1HE	1	18-JUN-2009	16:05:00	9168025	A9F160143	I5
467	LE2X0BF	1	18-JUN-2009	16:10:00	9168017	A9F170000	I5
468	LE2X0CF	1	18-JUN-2009	16:14:00	9168017	A9F170000	I5
469	CCV	1	18-JUN-2009	16:20:00			I5
470	CCB	1	18-JUN-2009	16:26:00			I5
471	LE1C7F	1	18-JUN-2009	16:31:00	9168017	A9F160123	I5
472	LE1C7FL	1	18-JUN-2009	16:35:00			I5
473	LE1DAF	1	18-JUN-2009	16:40:00	9168017	A9F160123	I5
474	LE1DDF	1	18-JUN-2009	16:44:00	9168017	A9F160123	I5
475	LE1DQF	1	18-JUN-2009	16:49:00	9168017	A9F160123	I5
476	LE1D6F	1	18-JUN-2009	16:53:00	9168017	A9F160123	I5
477	LE1D6FS	1	18-JUN-2009	16:58:00	9168017	A9F160123	I5
478	LE1D6FD	1	18-JUN-2009	17:03:00	9168017	A9F160123	I5
479	LE1EFF	1	18-JUN-2009	17:08:00	9168017	A9F160123	I5
480	LE1EJF	1	18-JUN-2009	17:13:00	9168017	A9F160123	I5
481	CCV	1	18-JUN-2009	17:18:00			I5
482	CCB	1	18-JUN-2009	17:24:00			I5
483	LE1ERF	1	18-JUN-2009	17:29:00	9168017	A9F160123	I5
484	LE5QJB	1	18-JUN-2009	17:34:00	9169020	A9F180000	I5

(continued)

#	WorkOrder	Dilution	Date	Time	Batch	Lot	Instrument
485	LE5QJC	1	18-JUN-2009	17:39:00	9169020	A9F180000	I5
486	LE24R	1	18-JUN-2009	17:44:00	9169020	A9F170111	I5
487	LE46E	1	18-JUN-2009	17:49:00	9169020	9F16211	I5
488	LE238	1	18-JUN-2009	17:53:00	9169020	9F17110	I5
489	LE34F	20	18-JUN-2009	17:58:00	9169020	A9F170166	I5
490	LE34N	1	18-JUN-2009	18:02:00	9169020	A9F170166	I5
491	LE27F	1	18-JUN-2009	18:07:00	9169020	A9F170115	I5
492	LE27FS	1	18-JUN-2009	18:11:00	9169020	A9F170115	I5
493	CCV	1	18-JUN-2009	18:17:00			I5
494	CCB	1	18-JUN-2009	18:23:00			I5
495	LE27FD	1	18-JUN-2009	18:28:00	9169020	A9F170115	I5
496	LE28CF	1	18-JUN-2009	18:33:00	9169020	A9F170115	I5
497	LE28HF	1	18-JUN-2009	18:38:00	9169020	A9F170115	I5
498	LE28KF	1	18-JUN-2009	18:42:00	9169020	A9F170115	I5
499	LE3QT	1	18-JUN-2009	18:47:00	9169020	A9F170146	I5
500	LE3TDF	1	18-JUN-2009	18:51:00	9169020	A9F170147	I5
501	LE3T3F	1	18-JUN-2009	18:56:00	9169020	A9F170147	I5
502	LE323	1	18-JUN-2009	19:00:00	9169020	9F17160	I5
503	LE33M	1	18-JUN-2009	19:05:00	9169020	9F17160	I5
504	LE33X	1	18-JUN-2009	19:10:00	9169020	9F17160	I5
505	CCV	1	18-JUN-2009	19:15:00			I5
506	CCB	1	18-JUN-2009	19:21:00			I5
507	LE337	1	18-JUN-2009	19:26:00	9169020	9F17160	I5
508	LE4WL	1	18-JUN-2009	19:30:00	9169020	A9F170253	I5
509	LE4WLL	1	18-JUN-2009	19:35:00			I5
510	LE3GJ	1	18-JUN-2009	19:39:00	9169020	C9F17132	I5
511	LE521B	1	18-JUN-2009	19:45:00	9169138	A9F180000	I5
512	LE521C	1	18-JUN-2009	19:49:00	9169138	A9F180000	I5
513	LE52K	1	18-JUN-2009	19:55:00	9169138	A9F180113	I5
514	LE52KL	1	18-JUN-2009	19:59:00			I5
515	LE52Q	1	18-JUN-2009	20:04:00	9169138	A9F180113	I5
516	LE52QS	1	18-JUN-2009	20:09:00	9169138	A9F180113	I5
517	CCV	1	18-JUN-2009	20:14:00			I5
518	CCB	1	18-JUN-2009	20:20:00			I5
519	LE52QD	1	18-JUN-2009	20:25:00	9169138	A9F180113	I5
520	LE55GB	1	18-JUN-2009	20:30:00	9169188	A9F180000	I5
521	LE55GC	1	18-JUN-2009	20:35:00	9169188	A9F180000	I5
522	LE53L	1	18-JUN-2009	20:40:00	9169188	A9F180114	I5
523	LE53LL	1	18-JUN-2009	20:45:00			I5
524	LE53M	1	18-JUN-2009	20:49:00	9169188	A9F180114	I5
525	LE53P	1	18-JUN-2009	20:54:00	9169188	A9F180114	I5
526	LE53R	1	18-JUN-2009	20:58:00	9169188	A9F180114	I5
527	LE53T	1	18-JUN-2009	21:03:00	9169188	A9F180114	I5
528	LE53V	1	18-JUN-2009	21:08:00	9169188	A9F180114	I5

(continued)

#	WorkOrder	Dilution	Date	Time	Batch	Lot	Instrument
529	CCV	1	18-JUN-2009	21:13:00			I5
530	CCB	1	18-JUN-2009	21:19:00			I5
531	LE53X	1	18-JUN-2009	21:24:00			I5
532	LE53XS	1	18-JUN-2009	21:28:00			I5
533	LE53XD	1	18-JUN-2009	21:33:00			I5
534	LE531	1	18-JUN-2009	21:38:00			I5
535	LE532	1	18-JUN-2009	21:43:00			I5
536	LE534	1	18-JUN-2009	21:47:00			I5
537	CCV	1	18-JUN-2009	21:53:00			I5
538	CCB	1	18-JUN-2009	21:59:00			I5
539	CCV	1	19-JUN-2009	08:38:00			I5
540	CCB	1	19-JUN-2009	08:44:00			I5
541	CCV	1	19-JUN-2009	12:22:00			I5
542	CCB	1	19-JUN-2009	12:28:00			I5
543	LE24GBT	1	19-JUN-2009	13:34:00	9169025	A9F170000	I5
544	LE5QTBT	1	19-JUN-2009	13:38:00	9169025	A9F180000	I5
545	LE5QTCT	1	19-JUN-2009	13:43:00	9169025	A9F180000	I5
546	LE194T	1	19-JUN-2009	13:48:00	9169025	A9F160235	I5
547	LEKTAT	1	19-JUN-2009	13:53:00	9169025	A9F090210	I5
548	LEKVRT	1	19-JUN-2009	14:03:00	9169025	A9F090210	I5
549	LEKVXT	1	19-JUN-2009	14:08:00	9169025	A9F090210	I5
550	LEKV3T	1	19-JUN-2009	14:12:00	9169025	A9F090210	I5
551	LEKV8T	1	19-JUN-2009	14:17:00	9169025	A9F090210	I5
552	LET23T	1	19-JUN-2009	14:21:00	9169025	A9F120257	I5
553	CCV	1	19-JUN-2009	14:27:00			I5
554	CCB	1	19-JUN-2009	14:33:00			I5
555	LE9FHB	1	19-JUN-2009	14:40:00			I5
556	LE9FHC	1	19-JUN-2009	14:45:00			I5
557	LE9FHL	1	19-JUN-2009	14:50:00			I5
558	LE52K	1	19-JUN-2009	14:56:00			I5
559	LE52KL	1	19-JUN-2009	15:00:00			I5
560	CCV	1	19-JUN-2009	15:06:00			I5
561	CCB	1	19-JUN-2009	15:12:00			I5
562	LEVC4T	1	19-JUN-2009	15:24:00	9169025	A9F120300	I5
563	LEVC4TL	1	19-JUN-2009	15:29:00			I5
564	LEVC4TS	5	19-JUN-2009	15:33:00	9169025	A9F120300	I5
565	LEVC4TD	5	19-JUN-2009	15:50:00	9169025	A9F120300	I5
566	LETQET	1	19-JUN-2009	15:56:00	9169025	9F11135	I5
567	LETQNT	1	19-JUN-2009	16:00:00	9169025	9F11135	I5
568	LETQWT	1	19-JUN-2009	16:05:00	9169025	9F11135	I5
569	LEXPDT	1	19-JUN-2009	16:09:00	9169025	9F15107	I5
570	LEXPNT	1	19-JUN-2009	16:14:00	9169025	9F15107	I5
571	LE24EBT	1	19-JUN-2009	16:19:00	9169023	A9F170000	I5
572	CCV	1	19-JUN-2009	16:25:00			I5

(continued)

#	WorkOrder	Dilution	Date	Time	Batch	Lot	Instrument
573	CCB	1	19-JUN-2009	16:31:00			I5
574	LE5QQBT	1	19-JUN-2009	16:36:00	9169023	A9F180000	I5
575	LE5QQCT	1	19-JUN-2009	16:40:00	9169023	A9F180000	I5
576	LEVCET	1	19-JUN-2009	16:45:00	9169023	A9F120300	I5
577	LEVCETL	1	19-JUN-2009	16:50:00			I5
578	LEVCETS	5	19-JUN-2009	16:55:00	9169023	A9F120300	I5
579	LEVCETD	5	19-JUN-2009	16:59:00	9169023	A9F120300	I5
580	LE5QNBF	1	19-JUN-2009	17:05:00	9169022	A9F180000	I5
581	LE5QNCF	1	19-JUN-2009	17:09:00	9169022	A9F180000	I5
582	LE312F	1	19-JUN-2009	17:15:00	9169022	A9F170159	I5
583	LE312FL	1	19-JUN-2009	17:19:00			I5
584	CCV	1	19-JUN-2009	17:25:00			I5
585	CCB	1	19-JUN-2009	17:31:00			I5
586	LE318F	1	19-JUN-2009	17:35:00	9169022	A9F170159	I5
587	LE330F	1	19-JUN-2009	17:40:00	9169022	A9F170159	I5
588	LE330FS	1	19-JUN-2009	17:44:00	9169022	A9F170159	I5
589	LE330FD	1	19-JUN-2009	17:49:00	9169022	A9F170159	I5
590	LE34VF	1	19-JUN-2009	17:54:00	9169022	A9F170159	I5
591	LE35GF	1	19-JUN-2009	17:59:00	9169022	A9F170159	I5
592	LE359F	1	19-JUN-2009	18:04:00	9169022	A9F170159	I5
593	LE37AF	1	19-JUN-2009	18:08:00	9169022	A9F170159	I5
594	LE37GF	1	19-JUN-2009	18:13:00	9169022	A9F170159	I5
595	LE5QGB	1	19-JUN-2009	18:18:00	9169019	A9F180000	I5
596	CCV	1	19-JUN-2009	18:24:00			I5
597	CCB	1	19-JUN-2009	18:30:00			I5
598	LE5QGC	1	19-JUN-2009	18:34:00	9169019	A9F180000	I5
599	LE401	1	19-JUN-2009	18:40:00	9169019	A9F170263	I5
600	LE401L	1	19-JUN-2009	18:44:00			I5
601	LE41A	1	19-JUN-2009	18:49:00	9169019	A9F170263	I5
602	LE41D	1	19-JUN-2009	18:53:00	9169019	A9F170263	I5
603	LE41J	1	19-JUN-2009	18:58:00	9169019	A9F170263	I5
604	LE3FQ	1	19-JUN-2009	19:02:00	9169019	C9F17132	I5
605	LE3FQS	1	19-JUN-2009	19:07:00	9169019	C9F17132	I5
606	LE3FQD	1	19-JUN-2009	19:11:00	9169019	C9F17132	I5
607	LE3FX	1	19-JUN-2009	19:17:00	9169019	C9F17132	I5
608	CCV	1	19-JUN-2009	19:23:00			I5
609	CCB	1	19-JUN-2009	19:28:00			I5
610	LE3F0	1	19-JUN-2009	19:33:00	9169019	C9F17132	I5
611	LE3F1	1	19-JUN-2009	19:38:00	9169019	C9F17132	I5
612	LE3F3	1	19-JUN-2009	19:42:00	9169019	C9F17132	I5
613	LE3F4	1	19-JUN-2009	19:47:00	9169019	C9F17132	I5
614	LE3F5	1	19-JUN-2009	19:51:00	9169019	C9F17132	I5
615	LE3F7	1	19-JUN-2009	19:56:00	9169019	C9F17132	I5
616	LE3F8	1	19-JUN-2009	20:00:00	9169019	C9F17132	I5

(continued)

Batch Number: **9169025**

TestAmerica Laboratories, Inc.
Metals Prep Log/ Batch Summary

Prepared By: Lisa McGall (e-Signature)

Prep Date: 06/18/09
Due Date: 06/22/09

Lot	Work Order			ICP Weight	ICPMS Weight	Hg Weight
A9F170000 Solid	LE24G	B	Due Date: SDG:	50 mL		100 mL
A9F180000 Solid	LE5QT	B	Due Date: SDG:	50 mL		100 mL
A9F180000 Solid	LE5QT	C	Due Date: SDG:	50 mL		100 mL
A9F160235 Solid	LE194 TCLP		Due Date: 06/22/09 SDG:	50 mL		100 mL
A9F090210 Solid	LEKTA TCLP		Due Date: 06/24/09 SDG:	50 mL		100 mL
A9F090210 Solid	LEKVR TCLP		Due Date: 06/24/09 SDG:	50 mL		100 mL
A9F090210 Solid	LEKVX TCLP		Due Date: 06/24/09 SDG:	50 mL		100 mL
A9F090210 Solid	LEKV3 TCLP		Due Date: 06/24/09 SDG:	50 mL		100 mL
A9F090210 Solid	LEKV8 TCLP		Due Date: 06/24/09 SDG:	50 mL		100 mL
A9F120257 Solid	LET23 TCLP		Due Date: 06/24/09 SDG: 9F10203	50 mL		100 mL
A9F120300 Solid	LEVC4 TCLP		Due Date: 06/24/09 SDG:	50 mL		100 mL
A9F120300 Solid	LEVC4 TCLP	S	Due Date: 06/24/09 SDG:	50 mL		100 mL
A9F120300 Solid	LEVC4 TCLP	D	Due Date: 06/24/09 SDG:	50 mL		100 mL
A9F120214 Solid	LETQE TCLP		Due Date: 06/26/09 SDG: 9F11135	50 mL		100 mL
A9F120214 Solid	LETQN TCLP		Due Date: 06/26/09 SDG: 9F11135	50 mL		100 mL
A9F120214 Solid	LETQW TCLP		Due Date: 06/26/09 SDG: 9F11135	50 mL		100 mL
A9F150107 Solid	LEXPD TCLP		Due Date: 06/26/09 SDG: 9F15107	50 mL		100 mL
A9F150107 Solid	LEXPN TCLP		Due Date: 06/26/09 SDG: 9F15107	50 mL		100 mL

Batch Number: **9169025**

TestAmerica Laboratories, Inc.
Metals Prep Log/ Batch Summary

Prepared By:
Lisa McGall
(e-Signature)

Prep Date: 06/18/09
Due Date: 06/22/09

Lot	Work Order	ICP Weight	ICPMS Weight	Hg Weight
	LEVEL 2			
	BLANK AND CHECK STANDARD ON BATCH	X		
	MS/MSD AND PDS ON BATCH	X		
	CORRECT SPIKES ADDED	X		
	SPIKING SOLUTIONS DOCUMENTED ON BATCH LOG	X		

Comments: ICP is Total Prep, pH < 2.

B-BLANK; C-CHECK SAMPLE; L-CHECK SAMPLE DUPLICATE; P-SERIAL DILUTION; S-MATRIX SPIKE SAMPLE; D-MATRIX SPIKE DUPLICATE SAMPLE

Unless otherwise noted, final volumes are as follows: Soils - 100 mL. Waters - ICP and ICPMS - 50 mL, Hg - 100 mL.

ICP ELEMENTS WITHIN THE BATCH:

AG AS BA CD CR PB SE

Matrix Spike Information:

LEVC4	RCRA	Hg	

Check Sample Information:

LE5QT	ICP-1	Hg	Ag

Prep Method(s): SW846 1311/3010A, SW846 1311/7470A

TestAmerica North Canton

Metals Data Reporting Form

Initial Calibration Verification Standard

Instrument: ICPST **Units:** ug/L

Chart Number: I50615A.ARC **Acceptable Range:** 90% - 110%

Standard Source: Ultra **Standard ID:**

Element	WL/ Mass	True Conc	ICV 6/15/2009 11:53 AM Found	% Rec	Found	% Rec	Found	% Rec	Found	% Rec	Found	% Rec
Arsenic	189.042	250.0	243.21	**97.3**								
Barium	493.409	1000.0	994.60	**99.5**								
Cadmium	226.502	250.0	249.38	**99.8**								
Chromium	267.716	1000.0	996.32	**99.6**								
Lead	220.353	250.0	251.50	**100.6**								
Selenium	196.026	250.0	247.69	**99.1**								
Silver	328.068	500.0	500.65	**100.1**								

TestAmerica North Canton

Metals Data Reporting Form

Continuing Calibration Verification

Instrument: ICPST **Units:** ug/L

Chart Number: I50615A.ARC **Acceptable Range:** 90% - 110%

Standard Source: Ultra **Standard ID:**

Element	WL/ Mass	True Conc	CCV 6/15/2009 12:20 PM Found	% Rec	CCV 6/19/2009 12:22 PM Found	% Rec	CCV 6/19/2009 2:27 PM Found	% Rec	CCV 6/19/2009 3:06 PM Found	% Rec	CCV 6/19/2009 4:25 PM Found	% Rec
Arsenic	189.042	500.0	521.43	**104.3**	472.20	**94.4**	469.39	**93.9**	471.19	**94.2**	470.35	**94.1**
Barium	493.409	2000.0	2079.85	**104.0**	1973.79	**98.7**	1964.99	**98.2**	1965.83	**98.3**	1979.39	**99.0**
Cadmium	226.502	500.0	522.93	**104.6**	482.22	**96.4**	484.53	**96.9**	483.36	**96.7**	483.54	**96.7**
Chromium	267.716	2000.0	2074.78	**103.7**	1963.90	**98.2**	1953.14	**97.7**	1952.17	**97.6**	1952.04	**97.6**
Lead	220.353	500.0	520.76	**104.2**	479.10	**95.8**	477.70	**95.5**	477.10	**95.4**	476.17	**95.2**
Selenium	196.026	500.0	514.80	**103.0**	467.30	**93.5**	471.40	**94.3**	466.83	**93.4**	470.33	**94.1**
Silver	328.068	1000.0	1024.48	**102.4**	972.50	**97.2**	973.49	**97.3**	970.33	**97.0**	973.18	**97.3**

TestAmerica North Canton

Metals Data Reporting Form

Contract Required Detection Limit Standard

Instrument: ICPST **Units:** ug/L

Chart Number: I50615A.ARC **Acceptable Range:** 50% - 150%

Standard Source: Ultra **Standard ID:**

Element	WL/ Mass	True Conc	CRI\MRL 6/15/2009 12:04 PM Found	% Rec	Found	% Rec	Found	% Rec	Found	% Rec	Found	% Rec
Arsenic	189.042	15.0	15.66	**104.4**								
Barium	493.409	10.0	10.20	**102.0**								
Cadmium	226.502	5.0	5.13	**102.5**								
Chromium	267.716	5.0	5.09	**101.8**								
Lead	220.353	10.0	9.42	**94.2**								
Selenium	196.026	20.0	21.40	**107.0**								
Silver	328.068	5.0	4.69	**93.8**								

METHOD BLANK REPORT

TCLP Metals

Client Lot #...: 9F15107 **Matrix.....:** SOLID

PARAMETER	RESULT	REPORTING LIMIT	UNITS	METHOD	PREPARATION-ANALYSIS DATE	WORK ORDER #
MB Lot-Sample #: A9F170000-075 **Prep Batch #...:** 9169025						
Leach Date.....: 06/17/09 **Leach Batch #..:** P916805						
Arsenic	ND	0.50	mg/L	SW846 6010B	06/18-06/19/09	LE24G1AC
		Dilution Factor: 1				
		Analysis Time..: 13:34		Analyst ID.....: 000079	Instrument ID..: I5	
Barium	**0.0039 B**	**10.0**	**mg/L**	**SW846 6010B**	**06/18-06/19/09**	**LE24G1AD**
		Dilution Factor: 1				
		Analysis Time..: 13:34		Analyst ID.....: 000079	Instrument ID..: I5	
Cadmium	ND	0.10	mg/L	SW846 6010B	06/18-06/19/09	LE24G1AE
		Dilution Factor: 1				
		Analysis Time..: 13:34		Analyst ID.....: 000079	Instrument ID..: I5	
Chromium	ND	0.50	mg/L	SW846 6010B	06/18-06/19/09	LE24G1AF
		Dilution Factor: 1				
		Analysis Time..: 13:34		Analyst ID.....: 000079	Instrument ID..: I5	
Lead	ND	0.50	mg/L	SW846 6010B	06/18-06/19/09	LE24G1AG
		Dilution Factor: 1				
		Analysis Time..: 13:34		Analyst ID.....: 000079	Instrument ID..: I5	
Selenium	ND	0.25	mg/L	SW846 6010B	06/18-06/19/09	LE24G1AH
		Dilution Factor: 1				
		Analysis Time..: 13:34		Analyst ID.....: 000079	Instrument ID..: I5	
Silver	ND	0.50	mg/L	SW846 6010B	06/18-06/19/09	LE24G1AJ
		Dilution Factor: 1				
		Analysis Time..: 13:34		Analyst ID.....: 000079	Instrument ID..: I5	
Mercury	ND	0.0020	mg/L	SW846 7470A	06/18-06/19/09	LE24G1AA
		Dilution Factor: 1				
		Analysis Time..: 12:13		Analyst ID.....: 001576	Instrument ID..: H1	

NOTE(S):

Calculations are performed before rounding to avoid round-off errors in calculated results.

B Estimated result. Result is less than RL.

METHOD BLANK REPORT

TCLP Metals

Client Lot #...: 9F15107 **Matrix.....:** SOLID

PARAMETER	RESULT	REPORTING LIMIT	UNITS	METHOD	PREPARATION-ANALYSIS DATE	WORK ORDER #
MB Lot-Sample #: A9F180000-025 **Prep Batch #...:** 9169025						
Arsenic	ND	0.50	mg/L	SW846 6010B	06/18-06/19/09	LE5QT1AC
		Dilution Factor: 1				
		Analysis Time..: 13:38		Analyst ID.....: 000079	Instrument ID..: I5	
Barium	ND	10.0	mg/L	SW846 6010B	06/18-06/19/09	LE5QT1AD
		Dilution Factor: 1				
		Analysis Time..: 13:38		Analyst ID.....: 000079	Instrument ID..: I5	
Cadmium	ND	0.10	mg/L	SW846 6010B	06/18-06/19/09	LE5QT1AE
		Dilution Factor: 1				
		Analysis Time..: 13:38		Analyst ID.....: 000079	Instrument ID..: I5	
Chromium	ND	0.50	mg/L	SW846 6010B	06/18-06/19/09	LE5QT1AF
		Dilution Factor: 1				
		Analysis Time..: 13:38		Analyst ID.....: 000079	Instrument ID..: I5	
Lead	ND	0.50	mg/L	SW846 6010B	06/18-06/19/09	LE5QT1AG
		Dilution Factor: 1				
		Analysis Time..: 13:38		Analyst ID.....: 000079	Instrument ID..: I5	
Selenium	ND	0.25	mg/L	SW846 6010B	06/18-06/19/09	LE5QT1AH
		Dilution Factor: 1				
		Analysis Time..: 13:38		Analyst ID.....: 000079	Instrument ID..: I5	
Silver	ND	0.50	mg/L	SW846 6010B	06/18-06/19/09	LE5QT1AJ
		Dilution Factor: 1				
		Analysis Time..: 13:38		Analyst ID.....: 000079	Instrument ID..: I5	
Mercury	ND	0.0020	mg/L	SW846 7470A	06/18-06/19/09	LE5QT1AA
		Dilution Factor: 1				
		Analysis Time..: 12:14		Analyst ID.....: 001576	Instrument ID..: H1	

NOTE(S):

Calculations are performed before rounding to avoid round-off errors in calculated results.

TestAmerica North Canton

Metals Data Reporting Form

Initial Calibration Blank Results

Instrument: ICPST **Units:** ug/L

Chart Number: I50615A.ARC

Standard Source: _____ **Standard ID:** _____

Element	WL/ Mass	Report Limit	ICB 6/15/2009 11:59 AM Found	Q	Found	Q	Found	Q	Found	Q	Found	Q
Arsenic	189.042	500	2.9	U								
Barium	493.409	10000	0.2	U								
Cadmium	226.502	100	0.1	U								
Chromium	267.716	500	1.1	U								
Lead	220.353	500	**-1.2**	**B**								
Selenium	196.026	250	3.6	U								
Silver	328.068	500	1.1	U								

U Result is less than the IDL

B Result is between IDL and RL

Form 3 Equivalent

TestAmerica North Canton

Metals Data Reporting Form

Continuing Calibration Blank Results

Instrument: ICPST **Units:** ug/L

Chart Number: I50615A.ARC

Standard Source: _____ **Standard ID:** _____

Element	WL/ Mass	Report Limit	CCB 6/15/2009 12:26 PM Found	Q	CCB 6/19/2009 12:28 PM Found	Q	CCB 6/19/2009 2:33 PM Found	Q	CCB 6/19/2009 3:12 PM Found	Q	CCB 6/19/2009 4:31 PM Found	Q
Arsenic	189.042	500	2.9	U	2.9	U	2.9	U	2.9	U	2.9	U
Barium	493.409	10000	0.2	U	**0.4**	**B**	0.2	U	**0.2**	**B**	0.2	U
Cadmium	226.502	100	0.1	U	0.1	U	0.1	U	0.1	U	0.1	U
Chromium	267.716	500	1.1	U	1.1	U	1.1	U	1.1	U	1.1	U
Lead	220.353	500	1.1	U	1.1	U	**-1.3**	**B**	1.1	U	1.1	U
Selenium	196.026	250	3.6	U	3.6	U	3.6	U	**5.3**	**B**	3.6	U
Silver	328.068	500	1.1	U	1.1	U	1.1	U	**-1.3**	**B**	1.1	U

U Result is less than the IDL

B Result is between IDL and RL

Form 3 Equivalent

TestAmerica North Canton

Metals Data Reporting Form

Interference Check Standard A

Instrument: ICPST **Units:** ug/L

Chart Number: I50615A.ARC **Acceptable Range:** 0% - 0%

Standard Source: Ultra **Standard ID:**

Element	WL/ Mass	Reporting Limit	True Conc	ICSA 6/15/2009 12:09 PM Found	Found	Found	Found	Found
Arsenic	189.042	500		0				
Barium	493.409	10000		2				
Cadmium	226.502	100		0				
Chromium	267.716	500		4				
Lead	220.353	500		-1				
Selenium	196.026	250		-2				
Silver	328.068	500		0				

U Result is less than the IDL

B Result is between IDL and RL

Form 4 Equivalent

TestAmerica North Canton

Metals Data Reporting Form

Interference Check Standard AB

Instrument: ICPST **Units:** ug/L

Chart Number: I50615A.ARC **Acceptable Range:** 80% - 120%

Standard Source: Ultra **Standard ID:**

Element	WL/ Mass	True Conc	ICSAB 6/15/2009 12:14 PM Found	% Rec	Found	% Rec	Found	% Rec	Found	% Rec	Found	% Rec
Arsenic	189.042	1000	963.1	**96.3**								
Barium	493.409	500	507.4	**101.5**								
Cadmium	226.502	1000	924.9	**92.5**								
Chromium	267.716	500	480.3	**96.1**								
Lead	220.353	1000	933.7	**93.4**								
Selenium	196.026	1000	951.0	**95.1**								
Silver	328.068	1000	1013.3	**101.3**								

LABORATORY CONTROL SAMPLE EVALUATION REPORT

TCLP Metals

Client Lot #...: 9F15107 **Matrix.....:** SOLID

PARAMETER	PERCENT RECOVERY	RECOVERY LIMITS	METHOD	PREPARATION-ANALYSIS DATE	WORK ORDER #
LCS Lot-Sample#: A9F180000-025 **Prep Batch #...:** 9169025					
Arsenic	97	(50 - 150)	SW846 6010B	06/18-06/19/09	LE5QT1AL
		Dilution Factor: 1	Analysis Time..: 13:43	Analyst ID.....: 000079	
		Instrument ID..: I5			
Barium	99	(50 - 150)	SW846 6010B	06/18-06/19/09	LE5QT1AM
		Dilution Factor: 1	Analysis Time..: 13:43	Analyst ID.....: 000079	
		Instrument ID..: I5			
Cadmium	101	(50 - 150)	SW846 6010B	06/18-06/19/09	LE5QT1AN
		Dilution Factor: 1	Analysis Time..: 13:43	Analyst ID.....: 000079	
		Instrument ID..: I5			
Chromium	99	(50 - 150)	SW846 6010B	06/18-06/19/09	LE5QT1AP
		Dilution Factor: 1	Analysis Time..: 13:43	Analyst ID.....: 000079	
		Instrument ID..: I5			
Lead	99	(50 - 150)	SW846 6010B	06/18-06/19/09	LE5QT1AQ
		Dilution Factor: 1	Analysis Time..: 13:43	Analyst ID.....: 000079	
		Instrument ID..: I5			
Selenium	99	(50 - 150)	SW846 6010B	06/18-06/19/09	LE5QT1AR
		Dilution Factor: 1	Analysis Time..: 13:43	Analyst ID.....: 000079	
		Instrument ID..: I5			
Silver	114	(50 - 150)	SW846 6010B	06/18-06/19/09	LE5QT1AT
		Dilution Factor: 1	Analysis Time..: 13:43	Analyst ID.....: 000079	
		Instrument ID..: I5			
Mercury	96	(50 - 150)	SW846 7470A	06/18-06/19/09	LE5QT1AK
		Dilution Factor: 1	Analysis Time..: 12:15	Analyst ID.....: 001576	
		Instrument ID..: H1			

NOTE(S):

Calculations are performed before rounding to avoid round-off errors in calculated results.

LABORATORY CONTROL SAMPLE DATA REPORT

TCLP Metals

Client Lot #...: 9F15107 **Matrix.....:** SOLID

PARAMETER	SPIKE AMOUNT	MEASURED AMOUNT	UNITS	PERCNT RECVRY	METHOD	PREPARATION-ANALYSIS DATE	WORK ORDER #
LCS Lot-Sample#: A9F180000-025 **Prep Batch #...:** 9169025							
Arsenic	2.0	1.9	mg/L	97	SW846 6010B	06/18-06/19/09	LE5QT1AL
			Dilution Factor: 1		Analysis Time..: 13:43	Analyst ID.....: 000079	
			Instrument ID..: I5				
Barium	2.0	2.0	mg/L	99	SW846 6010B	06/18-06/19/09	LE5QT1AM
			Dilution Factor: 1		Analysis Time..: 13:43	Analyst ID.....: 000079	
			Instrument ID..: I5				
Cadmium	0.050	0.050	mg/L	101	SW846 6010B	06/18-06/19/09	LE5QT1AN
			Dilution Factor: 1		Analysis Time..: 13:43	Analyst ID.....: 000079	
			Instrument ID..: I5				
Chromium	0.20	0.20	mg/L	99	SW846 6010B	06/18-06/19/09	LE5QT1AP
			Dilution Factor: 1		Analysis Time..: 13:43	Analyst ID.....: 000079	
			Instrument ID..: I5				
Lead	0.50	0.50	mg/L	99	SW846 6010B	06/18-06/19/09	LE5QT1AQ
			Dilution Factor: 1		Analysis Time..: 13:43	Analyst ID.....: 000079	
			Instrument ID..: I5				
Selenium	2.0	2.0	mg/L	99	SW846 6010B	06/18-06/19/09	LE5QT1AR
			Dilution Factor: 1		Analysis Time..: 13:43	Analyst ID.....: 000079	
			Instrument ID..: I5				
Silver	0.050	0.057	mg/L	114	SW846 6010B	06/18-06/19/09	LE5QT1AT
			Dilution Factor: 1		Analysis Time..: 13:43	Analyst ID.....: 000079	
			Instrument ID..: I5				
Mercury	0.0050	0.0048	mg/L	96	SW846 7470A	06/18-06/19/09	LE5QT1AK
			Dilution Factor: 1		Analysis Time..: 12:15	Analyst ID.....: 001576	
			Instrument ID..: H1				

NOTE(S):

Calculations are performed before rounding to avoid round-off errors in calculated results.

: Instrument Upload Run Log - Page 1 :
: Started Thu Jun 18 04:49:21 2009 by DAVIESB :
: Data File: UPL$CAN_DATA_ROOT:<REP>I80617A.CSV;1 :

#	WorkOrder	Dilution	Date	Time	Batch	Lot	Instrument	
				11:18 BLD 6/18/09				
1	STD1	1	17-JUN-2009	~~17:42:34~~	9168015	A9E060102	I8	
2	STD2	1	17-JUN-2009	11:20:54			I8	
3	STD3	1	17-JUN-2009	11:24:22			I8	
4	STD4	1	17-JUN-2009	11:28:37			I8	
5	ICV	1	17-JUN-2009	11:34:26			I8	
6	ICB	1	17-JUN-2009	11:40:37			I8	
7	CRI	1	17-JUN-2009	11:43:30			I8	
8	ICSA	1	17-JUN-2009	11:47:33			I8	
9	ICSAB	1	17-JUN-2009	11:50:34			I8	
10	CCV	1	17-JUN-2009	11:57:55			I8	
11	CCB	1	17-JUN-2009	12:04:08			I8	
12	LERG6B	1	17-JUN-2009	12:07:18	9163022	A9F120000	I8	
13	LERG6C	1	17-JUN-2009	12:11:20	9163022	A9F120000	I8	
14	LEPW3	1	17-JUN-2009	12:15:35	9163022	A9F110202	I8	
15	LEN87	1	17-JUN-2009	12:19:32	9163022	9F11135	I8	
16	LEN87S	1	17-JUN-2009	12:23:31	9163022	9F11135	I8	
17	LE0XRB	1	17-JUN-2009	12:28:01	9167016	A9F160000	I8	
18	LE0XRC	1	17-JUN-2009	12:32:01	9167016	A9F160000	I8	
19	LET72	1	17-JUN-2009	12:36:30	9167016	A9F120282	I8	
20	LET72F	1	17-JUN-2009	12:40:32	9167016	A9F120282	I8	
21	LET72S	1	17-JUN-2009	12:44:35	9167016	A9F120282	I8	
22	CCV	1	17-JUN-2009	12:49:05			I8	
23	CCB	1	17-JUN-2009	12:53:44			I8	
24	LET72D	1	17-JUN-2009	12:57:44	9167016	A9F120282	I8	
25	LEXP8	1	17-JUN-2009	13:02:26	9167016	9F15107	I8	RB06/09
26	LELNTB	1	17-JUN-2009	13:06:27	9161014	A9F100000	I8	
27	LELNTC	1	17-JUN-2009	13:10:28	9161014	A9F100000	I8	
28	LEK3C	1	17-JUN-2009	13:14:59	9161014	9F05300	I8	
29	LEK3CS	1	17-JUN-2009	13:18:58	9161014	9F05300	I8	
30	LEK3CD	1	17-JUN-2009	13:23:53	9161014	9F05300	I8	
31	LEK4D	1	17-JUN-2009	13:28:54	9161014	9F05300	I8	
32	LEK4E	1	17-JUN-2009	13:32:58	9161014	9F05300	I8	
33	LEK4F	1	17-JUN-2009	13:36:59	9161014	9F05300	I8	
34	CCV	1	17-JUN-2009	13:45:55			I8	
35	CCB	1	17-JUN-2009	13:54:59			I8	
36	LEK4G	1	17-JUN-2009	13:57:54	9161014	9F05300	I8	
37	LEK4L	1	17-JUN-2009	14:02:00	9161014	9F05300	I8	
38	LEK4N	1	17-JUN-2009	14:06:08	9161014	9F05300	I8	
39	LEK4P	1	17-JUN-2009	14:10:09	9161014	9F05300	I8	
40	LEK4Q	1	17-JUN-2009	14:14:08	9161014	9F05300	I8	
41	LEK4T	1	17-JUN-2009	14:18:07	9161014	9F05300	I8	
42	LEK4W	1	17-JUN-2009	14:22:08	9161014	9F05300	I8	
43	LENVHB	1	17-JUN-2009	14:26:06	9162016	A9F110000	I8	
44	LENVHC	1	17-JUN-2009	14:30:05	9162016	A9F110000	I8	

(continued)

Batch Number: **9167016**

TestAmerica Laboratories, Inc.
Metals Prep Log/ Batch Summary

Prepared By: Lisa McGall (e-Signature)

Prep Date: 06/16/09
Due Date: 06/19/09

Lot	Work Order		Due Date / SDG	ICP Weight	ICPMS Weight	Hg Weight
A9F160000 Water	LE0XR	B	Due Date: SDG:		50 mL	100 mL
A9F160000 Water	LE0XR	C	Due Date: SDG:		50 mL	100 mL
A9F120282 Water	LET72 Dissolved		Due Date: 06/19/09 SDG: > Filt. + Pres.		50 mL	
A9F120282 Water	LET72 Total		Due Date: 06/19/09 SDG:		50 mL	100 mL
A9F120282 Water	LET72 Total	S	Due Date: 06/19/09 SDG:		50 mL	100 mL
A9F120282 Water	LET72 Total	D	Due Date: 06/19/09 SDG:		50 mL	100 mL
A9F150107 Water	LEXP8 Total		Due Date: 06/26/09 SDG: 9F15107		50 mL	100 mL
C9F120178 Water	LETCL Dissolved		Due Date: 07/01/09 SDG:		50 mL	
C9F120178 Water	LETCL Total		Due Date: 07/01/09 SDG:		50 mL	
C9F120178 Water	LETEA Dissolved		Due Date: 07/01/09 SDG:		50 mL	
C9F120178 Water	LETEA Total		Due Date: 07/01/09 SDG:		50 mL	
C9F120178 Water	LETEC Dissolved		Due Date: 07/01/09 SDG:		50 mL	
C9F120178 Water	LETEC Total		Due Date: 07/01/09 SDG:		50 mL	
C9F120178 Water	LETED Dissolved		Due Date: 07/01/09 SDG:		50 mL	
C9F120178 Water	LETED Total		Due Date: 07/01/09 SDG:		50 mL	
C9F120178 Water	LETEE Dissolved		Due Date: 07/01/09 SDG:		50 mL	
C9F120178 Water	LETEE Total		Due Date: 07/01/09 SDG:		50 mL	
C9F120178 Water	LETEF Dissolved		Due Date: 07/01/09 SDG:		50 mL	
C9F120178 Water	LETEF Total		Due Date: 07/01/09 SDG:		50 mL	
C9F120178 Water	LETEG Dissolved		Due Date: 07/01/09 SDG:		50 mL	
C9F120178 Water	LETEG Total		Due Date: 07/01/09 SDG:		50 mL	
C9F120178 Water	LETEH Dissolved		Due Date: 07/01/09 SDG:		50 mL	

North Canton

* Filter & Preserve

Batch Number: **9167016**

TestAmerica Laboratories, Inc.
Metals Prep Log/ Batch Summary

Prepared By:
Lisa McGall
(e-Signature)

Prep Date: 06/16/09
Due Date: 06/19/09

Lot	Work Order		ICP Weight	ICPMS Weight	Hg Weight
C9F120178 Water	LETEH Total	Due Date: 07/01/09 SDG:		50 mL	

LEVEL 2	
BLANK AND CHECK STANDARD ON BATCH	X
MS/MSD AND PDS ON BATCH	X
CORRECT SPIKES ADDED	X
SPIKING SOLUTIONS DOCUMENTED ON BATCH LOG	X

Comments:

B-BLANK; C-CHECK SAMPLE; L-CHECK SAMPLE DUPLICATE; P-SERIAL DILUTION; S-MATRIX SPIKE SAMPLE; D-MATRIX SPIKE DUPLICATE SAMPLE

Unless otherwise noted, final volumes are as follows: Soils - 100 mL. Waters - ICP and ICPMS - 50 mL, Hg - 100 mL.

ICPMS ELEMENTS WITHIN THE BATCH:

AG AL AS BA BE BX CD CO CR CU FE MG MN MO NI PB SB SE SN TL VX ZN

Matrix Spike Information: LET72	Hg	ICPMS-1	ICPMS-2
Check Sample Information: LE0XR	Hg	ICPMS-1	ICPMS-2

Prep Method(s): MCAWW 200.8, SW846 3005A, SW846 7470A

TestAmerica North Canton

Metals Data Reporting Form

Initial Calibration Verification Standard

Instrument: ICPMS **Units:** ug/L

Chart Number: I80617A.csv **Acceptable Range:** 90% - 110%

Standard Source: _____ **Standard ID:** _____

Element	WL/ Mass	True Conc	ICV 6/17/2009 11:34 AM Found	% Rec	Found	% Rec	Found	% Rec	Found	% Rec	Found	% Rec
Antimony	121	80.0	81.77	**102.2**								
Arsenic	75	80.0	80.94	**101.2**								
Barium	137	80.0	77.02	**96.3**								
Beryllium	9	80.0	80.09	**100.1**								
Cadmium	111	80.0	82.26	**102.8**								
Chromium	52	80.0	80.75	**100.9**								
Cobalt	59	80.0	82.08	**102.6**								
Copper	65	80.0	86.06	**107.6**								
Iron	56	20000.0	20250.00	**101.3**								
Lead	208	80.0	77.06	**96.3**								
Manganese	55	400.0	406.50	**101.6**								
Molybdenum	95	80.0	86.08	**107.6**								
Nickel	60	80.0	84.03	**105.0**								
Selenium	78	80.0	81.94	**102.4**								
Silver	107	80.0	84.86	**106.1**								
Thallium	205	80.0	77.39	**96.7**								
Vanadium	51	80.0	80.27	**100.3**								
Zinc	66	80.0	86.28	**107.8**								

TestAmerica North Canton

Metals Data Reporting Form

Continuing Calibration Verification

Instrument: ICPMS **Units:** ug/L

Chart Number: I80617A.csv **Acceptable Range:** 90% - 110%

Standard Source: _____ **Standard ID:** _____

Element	WL/ Mass	True Conc	CCV 6/17/2009 11:57 AM Found	% Rec	CCV 1 6/17/2009 12:49 PM Found	% Rec	CCV 2 6/17/2009 1:45 PM Found	% Rec	Found	% Rec	Found	% Rec
Antimony	121	100.0	100.92	**100.9**	102.83	**102.8**	101.90	**101.9**				
Arsenic	75	100.0	101.97	**102.0**	101.07	**101.1**	99.68	**99.7**				
Barium	137	100.0	96.57	**96.6**	97.38	**97.4**	97.44	**97.4**				
Beryllium	9	100.0	96.40	**96.4**	100.77	**100.8**	98.48	**98.5**				
Cadmium	111	100.0	104.03	**104.0**	105.03	**105.0**	103.70	**103.7**				
Chromium	52	100.0	102.00	**102.0**	101.80	**101.8**	100.83	**100.8**				
Cobalt	59	100.0	103.30	**103.3**	102.43	**102.4**	102.70	**102.7**				
Copper	65	100.0	107.40	**107.4**	106.20	**106.2**	106.17	**106.2**				
Iron	56	25000.0	25370.00	**101.5**	25636.67	**102.5**	25406.67	**101.6**				
Lead	208	100.0	98.27	**98.3**	97.89	**97.9**	97.92	**97.9**				
Manganese	55	500.0	508.47	**101.7**	510.17	**102.0**	512.77	**102.6**				
Molybdenum	95	100.0	109.53	**109.5**	108.43	**108.4**	106.73	**106.7**				
Nickel	60	100.0	105.80	**105.8**	103.30	**103.3**	103.27	**103.3**				
Selenium	78	100.0	101.80	**101.8**	101.82	**101.8**	101.13	**101.1**				
Silver	107	100.0	106.13	**106.1**	107.47	**107.5**	107.13	**107.1**				
Thallium	205	100.0	96.99	**97.0**	97.35	**97.3**	97.00	**97.0**				
Vanadium	51	100.0	100.68	**100.7**	99.92	**99.9**	98.48	**98.5**				
Zinc	66	100.0	107.67	**107.7**	105.73	**105.7**	106.07	**106.1**				

TestAmerica North Canton

Metals Data Reporting Form

Contract Required Detection Limit Standard

Instrument: ICPMS **Units:** ug/L

Chart Number: I80617A.csv **Acceptable Range:** 50% - 150%

Standard Source: _____ **Standard ID:** _____

Element	WL/ Mass	True Conc	CRI 6/17/2009 11:43 AM Found	% Rec	Found	% Rec	Found	% Rec	Found	% Rec	Found	% Rec
Antimony	121	2.0	1.97	**98.7**								
Arsenic	75	2.0	1.88	**93.9**								
Barium	137	1.0	0.93	**93.3**								
Beryllium	9	1.0	1.12	**112.2**								
Cadmium	111	0.5	0.54	**108.1**								
Chromium	52	2.0	1.94	**96.8**								
Cobalt	59	1.0	1.05	**104.7**								
Copper	65	2.0	2.18	**108.8**								
Iron	56	20.0	19.72	**98.6**								
Lead	208	1.0	0.93	**93.4**								
Manganese	55	1.0	1.01	**101.1**								
Molybdenu	95	10.0	9.50	**95.0**								
Nickel	60	2.0	2.28	**114.0**								
Selenium	78	2.0	1.89	**94.5**								
Silver	107	0.5	0.56	**111.3**								
Thallium	205	1.0	0.88	**88.4**								
Vanadium	51	5.0	5.46	**109.2**								
Zinc	66	10.0	11.21	**112.1**								

METHOD BLANK REPORT

TOTAL Metals

Client Lot #...: 9F15107 **Matrix.....:** WATER

PARAMETER	RESULT	REPORTING LIMIT	UNITS	METHOD	PREPARATION-ANALYSIS DATE	WORK ORDER #
MB Lot-Sample #: A9F160000-016 **Prep Batch #...:** 9167016						
Antimony	**0.12 B**	**2.0**	**ug/L**	**SW846 6020**	**06/16-06/17/09**	**LE0XR1A4**
		Dilution Factor: 1				
		Analysis Time..: 12:28		Analyst ID.....: 002260	Instrument ID..: I8	
Arsenic	ND	5.0	ug/L	SW846 6020	06/16-06/17/09	LE0XR1A5
		Dilution Factor: 1				
		Analysis Time..: 12:28		Analyst ID.....: 002260	Instrument ID..: I8	
Barium	**1.4**	**1.0**	**ug/L**	**SW846 6020**	**06/16-06/17/09**	**LE0XR1A6**
		Dilution Factor: 1				
		Analysis Time..: 12:28		Analyst ID.....: 002260	Instrument ID..: I8	
Beryllium	ND	1.0	ug/L	SW846 6020	06/16-06/17/09	LE0XR1A7
		Dilution Factor: 1				
		Analysis Time..: 12:28		Analyst ID.....: 002260	Instrument ID..: I8	
Cadmium	ND	1.0	ug/L	SW846 6020	06/16-06/17/09	LE0XR1A8
		Dilution Factor: 1				
		Analysis Time..: 12:28		Analyst ID.....: 002260	Instrument ID..: I8	
Chromium	**0.23 B**	**2.0**	**ug/L**	**SW846 6020**	**06/16-06/17/09**	**LE0XR1CN**
		Dilution Factor: 1				
		Analysis Time..: 12:28		Analyst ID.....: 002260	Instrument ID..: I8	
Cobalt	ND	1.0	ug/L	SW846 6020	06/16-06/17/09	LE0XR1A9
		Dilution Factor: 1				
		Analysis Time..: 12:28		Analyst ID.....: 002260	Instrument ID..: I8	
Copper	**1.2 B**	**2.0**	**ug/L**	**SW846 6020**	**06/16-06/17/09**	**LE0XR1CA**
		Dilution Factor: 1				
		Analysis Time..: 12:28		Analyst ID.....: 002260	Instrument ID..: I8	
Iron	ND	50.0	ug/L	SW846 6020	06/16-06/17/09	LE0XR1CC
		Dilution Factor: 1				
		Analysis Time..: 12:28		Analyst ID.....: 002260	Instrument ID..: I8	
Lead	**0.14 B**	**1.0**	**ug/L**	**SW846 6020**	**06/16-06/17/09**	**LE0XR1CD**
		Dilution Factor: 1				
		Analysis Time..: 12:28		Analyst ID.....: 002260	Instrument ID..: I8	
Manganese	**1.8**	**1.0**	**ug/L**	**SW846 6020**	**06/16-06/17/09**	**LE0XR1CE**
		Dilution Factor: 1				
		Analysis Time..: 12:28		Analyst ID.....: 002260	Instrument ID..: I8	

(Continued on next page)

METHOD BLANK REPORT

TOTAL Metals

Client Lot #...: 9F15107 **Matrix.....:** WATER

PARAMETER	RESULT	REPORTING LIMIT	UNITS	METHOD	PREPARATION-ANALYSIS DATE	WORK ORDER #
Molybdenum	ND	2.0	ug/L	SW846 6020	06/16-06/17/09	LE0XR1CF
		Dilution Factor: 1				
		Analysis Time..: 12:28		Analyst ID.....: 002260	Instrument ID..: I8	
Nickel	**0.28 B**	**2.0**	**ug/L**	**SW846 6020**	**06/16-06/17/09**	**LE0XR1CG**
		Dilution Factor: 1				
		Analysis Time..: 12:28		Analyst ID.....: 002260	Instrument ID..: I8	
Selenium	ND	5.0	ug/L	SW846 6020	06/16-06/17/09	LE0XR1CH
		Dilution Factor: 1				
		Analysis Time..: 12:28		Analyst ID.....: 002260	Instrument ID..: I8	
Silver	ND	1.0	ug/L	SW846 6020	06/16-06/17/09	LE0XR1CJ
		Dilution Factor: 1				
		Analysis Time..: 12:28		Analyst ID.....: 002260	Instrument ID..: I8	
Thallium	ND	1.0	ug/L	SW846 6020	06/16-06/17/09	LE0XR1CK
		Dilution Factor: 1				
		Analysis Time..: 12:28		Analyst ID.....: 002260	Instrument ID..: I8	
Vanadium	ND	20.0	ug/L	SW846 6020	06/16-06/17/09	LE0XR1CL
		Dilution Factor: 1				
		Analysis Time..: 12:28		Analyst ID.....: 002260	Instrument ID..: I8	
Zinc	**4.7 B**	**20.0**	**ug/L**	**SW846 6020**	**06/16-06/17/09**	**LE0XR1CM**
		Dilution Factor: 1				
		Analysis Time..: 12:28		Analyst ID.....: 002260	Instrument ID..: I8	
Mercury	ND	0.20	ug/L	SW846 7470A	06/16-06/17/09	LE0XR1CP
		Dilution Factor: 1				
		Analysis Time..: 17:14		Analyst ID.....: 001576	Instrument ID..: H1	

NOTE(S):

Calculations are performed before rounding to avoid round-off errors in calculated results.

B Estimated result. Result is less than RL.

TestAmerica North Canton

Metals Data Reporting Form

Initial Calibration Blank Results

Instrument: ICPMS **Units:** ug/L

Chart Number: I80617A.csv

Standard Source: _____ **Standard ID:** _____

Element	WL/ Mass	Report Limit	ICB 6/17/2009 11:40 AM Found	Q	Found	Q	Found	Q	Found	Q	Found	Q
Antimony	121	2	0.055	U								
Arsenic	75	5	0.21	U								
Barium	137	1	0.052	U								
Beryllium	9	1	0.037	U								
Cadmium	111	1	0.027	U								
Chromium	52	2	0.066	U								
Cobalt	59	1	0.033	U								
Copper	65	2	0.064	U								
Iron	56	50	11	U								
Lead	208	1	0.034	U								
Manganese	55	1	0.14	U								
Molybdenum	95	2	0.2	U								
Nickel	60	1	0.1	U								
Selenium	78	5	0.14	U								
Silver	107	1	0.033	U								
Thallium	205	1	0.12	U								
Vanadium	51	5	0.6	U								
Zinc	66	10	0.85	U								

U Result is less than the IDL

B Result is between IDL and RL

Form 3 Equivalent

TestAmerica North Canton

Metals Data Reporting Form

Continuing Calibration Blank Results

Instrument: ICPMS **Units:** ug/L

Chart Number: I80617A.csv

Standard Source: _____ **Standard ID:** _____

Element	WL/ Mass	Report Limit	CCB 6/17/2009 12:04 PM Found	Q	CCB 1 6/17/2009 12:53 PM Found	Q	CCB 2 6/17/2009 1:54 PM Found	Q	Found	Q	Found	Q
Antimony	121	2	0.055	U	**0.091**	**B**	**0.058**	**B**				
Arsenic	75	5	0.21	U	0.21	U	0.21	U				
Barium	137	1	0.052	U	0.052	U	0.052	U				
Beryllium	9	1	0.037	U	0.037	U	0.037	U				
Cadmium	111	1	0.027	U	0.027	U	**0.037**	**B**				
Chromium	52	2	0.066	U	**-0.14**	**B**	0.066	U				
Cobalt	59	1	0.033	U	0.033	U	**0.035**	**B**				
Copper	65	2	0.064	U	0.064	U	0.064	U				
Iron	56	50	11	U	11	U	**11.9**	**B**				
Lead	208	1	0.034	U	0.034	U	**0.04**	**B**				
Manganese	55	1	0.14	U	0.14	U	**0.15**	**B**				
Molybdenum	95	2	**0.24**	**B**	0.2	U	0.2	U				
Nickel	60	1	0.1	U	0.1	U	0.1	U				
Selenium	78	5	0.14	U	0.14	U	0.14	U				
Silver	107	1	0.033	U	0.033	U	**0.043**	**B**				
Thallium	205	1	0.12	U	**0.16**	**B**	0.12	U				
Vanadium	51	5	0.6	U	0.6	U	0.6	U				
Zinc	66	10	0.85	U	0.85	U	0.85	U				

U Result is less than the IDL

B Result is between IDL and RL

Form 3 Equivalent

TestAmerica North Canton

Metals Data Reporting Form

Interference Check Standard A

Instrument: ICPMS **Units:** ug/L

Chart Number: I80617A.csv **Acceptable Range:** 0% - 0%

Standard Source: _____ **Standard ID:** _____

Element	WL/ Mass	Reporting Limit	True Conc	ICSA 6/17/2009 11:47 AM Found	Found	Found	Found	Found
Antimony	121	2		0.072				
Arsenic	75	5		0.880				
Barium	137	1		0.770				
Beryllium	9	1		-0.001				
Cadmium	111	1		-0.130				
Chromium	52	2		0.670				
Cobalt	59	1		0.054				
Copper	65	2		0.260				
Iron	56		50000	52700				
Lead	208	1		0.086				
Manganese	55	1		1				
Molybdenum	95	2	1000	1080				
Nickel	60	1		0.660				
Selenium	78	5		0.048				
Silver	107	1		0.032				
Thallium	205	1		0.002				
Vanadium	51	5		0.180				
Zinc	66	10		2				

TestAmerica North Canton

Metals Data Reporting Form

Interference Check Standard AB

Instrument: ICPMS **Units:** ug/L

Chart Number: I80617A.csv **Acceptable Range:** 50% - 150%

Standard Source: _____ **Standard ID:** _____

Element	WL/ Mass	True Conc	ICSAB 6/17/2009 11:50 AM Found	% Rec	Found	% Rec	Found	% Rec	Found	% Rec	Found	% Rec
Antimony	121	100	102.1	**102.1**								
Arsenic	75	100	97.3	**97.3**								
Barium	137	100	100.4	**100.4**								
Beryllium	9	100	100.8	**100.8**								
Cadmium	111	100	101.4	**101.4**								
Chromium	52	100	102.6	**102.6**								
Cobalt	59	100	99.7	**99.7**								
Copper	65	100	100.7	**100.7**								
Iron	56	50000	51020.0	**102.0**								
Lead	208	100	99.8	**99.8**								
Manganese	55	100	105.1	**105.1**								
Molybdenum	95	1000	1166.0	**116.6**								
Nickel	60	100	102.3	**102.3**								
Selenium	78	100	99.2	**99.2**								
Silver	107	100	102.2	**102.2**								
Thallium	205	100	100.1	**100.1**								
Vanadium	51	100	102.6	**102.6**								
Zinc	66	100	104.3	**104.3**								

LABORATORY CONTROL SAMPLE EVALUATION REPORT

TOTAL Metals

Client Lot #...: 9F15107 **Matrix.....:** WATER

PARAMETER	PERCENT RECOVERY	RECOVERY LIMITS	METHOD	PREPARATION-ANALYSIS DATE	WORK ORDER #
LCS Lot-Sample#: A9F160000-016 **Prep Batch #...:** 9167016					
Antimony	92	(80 - 120)	SW846 6020	06/16-06/17/09	LE0XR1CX
		Dilution Factor: 1	Analysis Time..: 12:32	Analyst ID.....: 002260	
		Instrument ID..: I8			
Arsenic	89	(80 - 120)	SW846 6020	06/16-06/17/09	LE0XR1C0
		Dilution Factor: 1	Analysis Time..: 12:32	Analyst ID.....: 002260	
		Instrument ID..: I8			
Barium	86	(80 - 120)	SW846 6020	06/16-06/17/09	LE0XR1C1
		Dilution Factor: 1	Analysis Time..: 12:32	Analyst ID.....: 002260	
		Instrument ID..: I8			
Beryllium	96	(80 - 120)	SW846 6020	06/16-06/17/09	LE0XR1C2
		Dilution Factor: 1	Analysis Time..: 12:32	Analyst ID.....: 002260	
		Instrument ID..: I8			
Cadmium	95	(80 - 120)	SW846 6020	06/16-06/17/09	LE0XR1C3
		Dilution Factor: 1	Analysis Time..: 12:32	Analyst ID.....: 002260	
		Instrument ID..: I8			
Cobalt	93	(80 - 120)	SW846 6020	06/16-06/17/09	LE0XR1C4
		Dilution Factor: 1	Analysis Time..: 12:32	Analyst ID.....: 002260	
		Instrument ID..: I8			
Copper	102	(80 - 120)	SW846 6020	06/16-06/17/09	LE0XR1C5
		Dilution Factor: 1	Analysis Time..: 12:32	Analyst ID.....: 002260	
		Instrument ID..: I8			
Iron	95	(80 - 120)	SW846 6020	06/16-06/17/09	LE0XR1C6
		Dilution Factor: 1	Analysis Time..: 12:32	Analyst ID.....: 002260	
		Instrument ID..: I8			
Lead	84	(80 - 120)	SW846 6020	06/16-06/17/09	LE0XR1C7
		Dilution Factor: 1	Analysis Time..: 12:32	Analyst ID.....: 002260	
		Instrument ID..: I8			
Manganese	95	(80 - 120)	SW846 6020	06/16-06/17/09	LE0XR1C8
		Dilution Factor: 1	Analysis Time..: 12:32	Analyst ID.....: 002260	
		Instrument ID..: I8			

(Continued on next page)

LABORATORY CONTROL SAMPLE EVALUATION REPORT

TOTAL Metals

Client Lot #...: 9F15107 **Matrix.....:** WATER

PARAMETER	PERCENT RECOVERY	RECOVERY LIMITS	METHOD	PREPARATION-ANALYSIS DATE	WORK ORDER #
Molybdenum	91	(80 - 120)	SW846 6020	06/16-06/17/09	LE0XR1C9
		Dilution Factor: 1	Analysis Time..: 12:32	Analyst ID.....: 002260	
		Instrument ID..: I8			
Nickel	99	(80 - 120)	SW846 6020	06/16-06/17/09	LE0XR1DA
		Dilution Factor: 1	Analysis Time..: 12:32	Analyst ID.....: 002260	
		Instrument ID..: I8			
Selenium	93	(80 - 120)	SW846 6020	06/16-06/17/09	LE0XR1DC
		Dilution Factor: 1	Analysis Time..: 12:32	Analyst ID.....: 002260	
		Instrument ID..: I8			
Silver	99	(80 - 120)	SW846 6020	06/16-06/17/09	LE0XR1DD
		Dilution Factor: 1	Analysis Time..: 12:32	Analyst ID.....: 002260	
		Instrument ID..: I8			
Thallium	84	(80 - 120)	SW846 6020	06/16-06/17/09	LE0XR1DE
		Dilution Factor: 1	Analysis Time..: 12:32	Analyst ID.....: 002260	
		Instrument ID..: I8			
Vanadium	89	(80 - 120)	SW846 6020	06/16-06/17/09	LE0XR1DF
		Dilution Factor: 1	Analysis Time..: 12:32	Analyst ID.....: 002260	
		Instrument ID..: I8			
Zinc	105	(80 - 120)	SW846 6020	06/16-06/17/09	LE0XR1DG
		Dilution Factor: 1	Analysis Time..: 12:32	Analyst ID.....: 002260	
		Instrument ID..: I8			
Chromium	93	(80 - 120)	SW846 6020	06/16-06/17/09	LE0XR1DH
		Dilution Factor: 1	Analysis Time..: 12:32	Analyst ID.....: 002260	
		Instrument ID..: I8			
Mercury	109	(81 - 123)	SW846 7470A	06/16-06/17/09	LE0XR1DJ
		Dilution Factor: 1	Analysis Time..: 17:15	Analyst ID.....: 001576	
		Instrument ID..: H1			

NOTE(S):

Calculations are performed before rounding to avoid round-off errors in calculated results.

LABORATORY CONTROL SAMPLE DATA REPORT

TOTAL Metals

Client Lot #...: 9F15107 **Matrix.....:** WATER

PARAMETER	SPIKE AMOUNT	MEASURED AMOUNT	UNITS	PERCNT RECVRY	METHOD	PREPARATION-ANALYSIS DATE	WORK ORDER #
LCS Lot-Sample#: A9F160000-016 **Prep Batch #...:** 9167016							
Antimony	100	92.0	ug/L	92	SW846 6020	06/16-06/17/09	LE0XR1CX
			Dilution Factor: 1		Analysis Time..: 12:32	Analyst ID.....: 002260	
			Instrument ID..: I8				
Arsenic	100	89.2	ug/L	89	SW846 6020	06/16-06/17/09	LE0XR1C0
			Dilution Factor: 1		Analysis Time..: 12:32	Analyst ID.....: 002260	
			Instrument ID..: I8				
Barium	100	85.9	ug/L	86	SW846 6020	06/16-06/17/09	LE0XR1C1
			Dilution Factor: 1		Analysis Time..: 12:32	Analyst ID.....: 002260	
			Instrument ID..: I8				
Beryllium	100	96.1	ug/L	96	SW846 6020	06/16-06/17/09	LE0XR1C2
			Dilution Factor: 1		Analysis Time..: 12:32	Analyst ID.....: 002260	
			Instrument ID..: I8				
Cadmium	100	95.2	ug/L	95	SW846 6020	06/16-06/17/09	LE0XR1C3
			Dilution Factor: 1		Analysis Time..: 12:32	Analyst ID.....: 002260	
			Instrument ID..: I8				
Cobalt	100	93.2	ug/L	93	SW846 6020	06/16-06/17/09	LE0XR1C4
			Dilution Factor: 1		Analysis Time..: 12:32	Analyst ID.....: 002260	
			Instrument ID..: I8				
Copper	100	102	ug/L	102	SW846 6020	06/16-06/17/09	LE0XR1C5
			Dilution Factor: 1		Analysis Time..: 12:32	Analyst ID.....: 002260	
			Instrument ID..: I8				
Iron	10000	9470	ug/L	95	SW846 6020	06/16-06/17/09	LE0XR1C6
			Dilution Factor: 1		Analysis Time..: 12:32	Analyst ID.....: 002260	
			Instrument ID..: I8				
Lead	100	84.2	ug/L	84	SW846 6020	06/16-06/17/09	LE0XR1C7
			Dilution Factor: 1		Analysis Time..: 12:32	Analyst ID.....: 002260	
			Instrument ID..: I8				
Manganese	100	95.0	ug/L	95	SW846 6020	06/16-06/17/09	LE0XR1C8
			Dilution Factor: 1		Analysis Time..: 12:32	Analyst ID.....: 002260	
			Instrument ID..: I8				

(Continued on next page)

LABORATORY CONTROL SAMPLE DATA REPORT

TOTAL Metals

Client Lot #...: 9F15107 **Matrix.....:** WATER

PARAMETER	SPIKE AMOUNT	MEASURED AMOUNT	UNITS	PERCNT RECVRY	METHOD	PREPARATION-ANALYSIS DATE	WORK ORDER #
Molybdenum	100	90.8	ug/L	91	SW846 6020	06/16-06/17/09	LE0XR1C9
			Dilution Factor: 1		Analysis Time..: 12:32	Analyst ID.....: 002260	
			Instrument ID..: I8				
Nickel	100	99.0	ug/L	99	SW846 6020	06/16-06/17/09	LE0XR1DA
			Dilution Factor: 1		Analysis Time..: 12:32	Analyst ID.....: 002260	
			Instrument ID..: I8				
Selenium	100	93.5	ug/L	93	SW846 6020	06/16-06/17/09	LE0XR1DC
			Dilution Factor: 1		Analysis Time..: 12:32	Analyst ID.....: 002260	
			Instrument ID..: I8				
Silver	100	98.6	ug/L	99	SW846 6020	06/16-06/17/09	LE0XR1DD
			Dilution Factor: 1		Analysis Time..: 12:32	Analyst ID.....: 002260	
			Instrument ID..: I8				
Thallium	100	83.5	ug/L	84	SW846 6020	06/16-06/17/09	LE0XR1DE
			Dilution Factor: 1		Analysis Time..: 12:32	Analyst ID.....: 002260	
			Instrument ID..: I8				
Vanadium	100	88.9	ug/L	89	SW846 6020	06/16-06/17/09	LE0XR1DF
			Dilution Factor: 1		Analysis Time..: 12:32	Analyst ID.....: 002260	
			Instrument ID..: I8				
Zinc	100	105	ug/L	105	SW846 6020	06/16-06/17/09	LE0XR1DG
			Dilution Factor: 1		Analysis Time..: 12:32	Analyst ID.....: 002260	
			Instrument ID..: I8				
Chromium	100	93.3	ug/L	93	SW846 6020	06/16-06/17/09	LE0XR1DH
			Dilution Factor: 1		Analysis Time..: 12:32	Analyst ID.....: 002260	
			Instrument ID..: I8				
Mercury	5.0	5.4	ug/L	109	SW846 7470A	06/16-06/17/09	LE0XR1DJ
			Dilution Factor: 1		Analysis Time..: 17:15	Analyst ID.....: 001576	
			Instrument ID..: H1				

NOTE(S):

Calculations are performed before rounding to avoid round-off errors in calculated results.

Instrument Upload Run Log - Page 1

Started Wed Jun 17 08:31:34 2009 by TOTHR

Data File: UPL$CAN_DATA_ROOT:<LHG>HG10616A.PRN;1

#	WorkOrder	Dilution	Date	Time	Batch	Lot	Instrument
1	STD1REP1	1	16-JUN-2009	08:38:50			H1
2	STD2REP1	1	16-JUN-2009	08:39:59			H1
3	STD3REP1	1	16-JUN-2009	08:41:06			H1
4	STD4REP1	1	16-JUN-2009	08:42:14			H1
5	STD5REP1	1	16-JUN-2009	08:43:35			H1
6	STD6REP1	1	16-JUN-2009	08:45:01			H1
7	CK5ICV	1	16-JUN-2009	08:46:25			H1
8	CK4ICB	1	16-JUN-2009	08:47:32			H1
9	CK3CRA\MRL	1	16-JUN-2009	08:48:38			H1
10	CK2CCV	1	16-JUN-2009	08:49:46			H1
11	CK1CCB	1	16-JUN-2009	08:51:07			H1
12	LEDWPD	1	16-JUN-2009	08:52:17			H1
13	LEK05	2	16-JUN-2009	08:53:32	9162020	C9F09221	H1
14	LENEP	20	16-JUN-2009	08:54:46	9162020	C9F09221	H1
15	LENER	20	16-JUN-2009	08:56:01	9162020	C9F09221	H1
16	LEM7P	5	16-JUN-2009	08:57:05	9162020	C9F09221	H1
17	LEK0W	2	16-JUN-2009	08:58:22	9162020	C9F09221	H1
18	LEM7X	100	16-JUN-2009	08:59:48	9162020	C9F09221	H1
19	LEM7G	20	16-JUN-2009	09:00:54	9162020	C9F09221	H1
20	LEK0X	5	16-JUN-2009	09:02:14	9162020	C9F09221	H1
21	LEM76	100	16-JUN-2009	09:03:34	9162020	C9F09221	H1
22	CK2CCV	1	16-JUN-2009	09:04:44			H1
23	CK1CCB	1	16-JUN-2009	09:05:49			H1
24	LEM7L	20	16-JUN-2009	09:06:57	9162020	C9F09221	H1
25	LEM7M	100	16-JUN-2009	09:08:27	9162020	C9F09221	H1
26	LEK08	5	16-JUN-2009	09:09:33	9162020	C9F09221	H1
27	CK2CCV	1	16-JUN-2009	09:10:54			H1
28	CK1CCB	1	16-JUN-2009	09:12:12			H1
29	CK2CCV	1	16-JUN-2009	15:01:35			H1
30	CK1CCB	1	16-JUN-2009	15:02:49			H1
31	LE00EB	1	16-JUN-2009	15:04:06	9167026	A9F160000	H1
32	LE00EC	1	16-JUN-2009	15:05:30	9167026	A9F160000	H1
33	LEWRM	1	16-JUN-2009	15:06:37	9167026	A9F130184	H1
34	LEWRMS	1	16-JUN-2009	15:07:42	9167026	A9F130184	H1
35	LEWRMD	1	16-JUN-2009	15:08:46	9167026	A9F130184	H1
36	LE00NB	1	16-JUN-2009	15:10:11	9167030	A9F160000	H1
37	LE00NC	1	16-JUN-2009	15:11:17	9167030	A9F160000	H1
38	LEQCG	1	16-JUN-2009	15:12:28	9167030	C9F11242	H1
39	LEQCGS	1	16-JUN-2009	15:13:33	9167030	C9F11242	H1
40	LEQCGD	1	16-JUN-2009	15:14:38	9167030	C9F11242	H1
41	CK2CCV	1	16-JUN-2009	15:15:49			H1
42	CK1CCB	1	16-JUN-2009	15:17:04			H1
43	LEVTN	1	16-JUN-2009	15:18:22	9167030	C9F11242	H1
44	LEM67	1	16-JUN-2009	15:19:30	9167030	9F10267	H1

(continued)

#	WorkOrder	Dilution	Date	Time	Batch	Lot	Instrument
45	LEVTW	1	16-JUN-2009	15:20:34	9167030	C9F11242	H1
46	LEM69	1	16-JUN-2009	15:21:43	9167030	9F10267	H1
47	LEM7A	1	16-JUN-2009	15:22:50	9167030	9F10267	H1
48	LEVTT	1	16-JUN-2009	15:23:56	9167030	C9F11242	H1
49	LEVVH	1	16-JUN-2009	15:25:01	9167030	C9F11242	H1
50	LEM7C	1	16-JUN-2009	15:26:17	9167030	9F10267	H1
51	LEQAX	1	16-JUN-2009	15:39:38	9167030	C9F11242	H1
52	LEM66	1	16-JUN-2009	15:40:43	9167030	9F10267	H1
53	CK2CCV	1	16-JUN-2009	15:41:58			H1
54	CK1CCB	1	16-JUN-2009	15:43:09			H1
55	LEVTJ	1	16-JUN-2009	15:44:16	9167030	C9F11242	H1
56	LEVTP	1	16-JUN-2009	15:45:34	9167030	C9F11242	H1
57	LEQCN	1	16-JUN-2009	15:58:48	9167030	C9F11242	H1
58	LEQAJ	1	16-JUN-2009	15:59:56	9167030	C9F11242	H1
59	LEQAW	1	16-JUN-2009	16:01:11	9167030	C9F11242	H1
60	LEQAV	1	16-JUN-2009	16:02:36	9167030	C9F11242	H1
61	LEQAR	1	16-JUN-2009	16:03:43	9167030	C9F11242	H1
62	LEM64	1	16-JUN-2009	16:04:49	9167030	9F10267	H1
63	LE00GB	1	16-JUN-2009	16:06:16	9167027	A9F160000	H1
64	LE00GC	1	16-JUN-2009	16:07:21	9167027	A9F160000	H1
65	CK2CCV	1	16-JUN-2009	16:08:50			H1
66	CK1CCB	1	16-JUN-2009	16:09:54			H1
67	LETN8	1	16-JUN-2009	16:11:02	9167027	9F11135	H1
68	LETN8X	1	16-JUN-2009	16:12:30	9167027	9F11135	H1
69	LETN8S	1	16-JUN-2009	16:13:59	9167027	9F11135	H1
70	LEXPP	1	16-JUN-2009	16:15:19	9167027	9F15107	H1
71	LEXPPX	1	16-JUN-2009	16:16:29	9167027	9F15107	H1
72	LEXPPS	1	16-JUN-2009	16:17:37	9167027	9F15107	H1
73	LETQL	1	16-JUN-2009	16:18:44	9167027	9F11135	H1
74	LETQW	1	16-JUN-2009	16:20:05	9167027	9F11135	H1
75	LEXQQ	1	16-JUN-2009	16:21:31	9167027	9F15107	H1
76	LETQE	1	16-JUN-2009	16:22:39	9167027	9F11135	H1
77	CK2CCV	1	16-JUN-2009	16:23:48			H1
78	CK1CCB	1	16-JUN-2009	16:24:55			H1
79	LETQX	1	16-JUN-2009	16:26:04	9167027	9F11135	H1
80	LEXN6	1	16-JUN-2009	16:27:21	9167027	9F15107	H1
81	LEXPN	1	16-JUN-2009	16:28:28	9167027	9F15107	H1
82	LETQ2	1	16-JUN-2009	16:29:34	9167027	9F11135	H1
83	LETQN	1	16-JUN-2009	16:30:40	9167027	9F11135	H1
84	LEXPD	1	16-JUN-2009	16:31:45	9167027	9F15107	H1
85	LETQV	1	16-JUN-2009	16:32:50	9167027	9F11135	H1
86	LEXPC	1	16-JUN-2009	16:33:58	9167027	9F15107	H1
87	LETQK	1	16-JUN-2009	16:35:18	9167027	9F11135	H1
88	LETQ5	1	16-JUN-2009	16:36:35	9167027	9F11135	H1

(continued)

#	WorkOrder	Dilution	Date	Time	Batch	Lot	Instrument
89	CK2CCV	1	16-JUN-2009	16:37:45			H1
90	CK1CCB	1	16-JUN-2009	16:39:00			H1
91	LETQD	1	16-JUN-2009	16:40:06	9167027	9F11135	H1
92	LEXP7	1	16-JUN-2009	16:41:13	9167027	9F15107	H1
93	LE0X7BT	1	16-JUN-2009	16:42:21	9167023	A9F160000	H1
94	LE0X7CT	1	16-JUN-2009	16:43:38	9167023	A9F160000	H1
95	LETNHT	1	16-JUN-2009	16:44:48	9167023	A9F120211	H1
96	LETNHTS	1	16-JUN-2009	16:45:58	9167023	A9F120211	H1
97	LETNHTD	1	16-JUN-2009	16:47:05	9167023	A9F120211	H1
98	LEJ6LT	1	16-JUN-2009	16:48:10	9167025	A9F090125	H1
99	LE00LB	1	16-JUN-2009	16:49:19	9167029	A9F160000	H1
100	LE00LC	1	16-JUN-2009	16:50:28	9167029	A9F160000	H1
101	CK2CCV	1	16-JUN-2009	16:58:25			H1
102	CK1CCB	1	16-JUN-2009	16:59:40			H1
103	LEWN6	1	16-JUN-2009	17:12:51	9167029	C9F13174	H1
104	LEWN6S	1	16-JUN-2009	17:26:04	9167029	C9F13174	H1
105	LEWN6D	1	16-JUN-2009	17:39:16	9167029	C9F13174	H1
106	LEWRC	1	16-JUN-2009	17:52:26	9167029	C9F13174	H1
107	LEQDA	1	16-JUN-2009	17:53:34	9167029	C9F09221	H1
108	LEQDC	1	16-JUN-2009	17:54:42	9167029	C9F09221	H1
109	LEQDE	1	16-JUN-2009	17:55:50	9167029	C9F09221	H1
110	LEWQ8	1	16-JUN-2009	17:56:57	9167029	C9F13174	H1
111	LEWRA	1	16-JUN-2009	18:10:38	9167029	C9F13174	H1
112	LEWQ6	1	16-JUN-2009	18:11:57	9167029	C9F13174	H1
113	CK2CCV	1	16-JUN-2009	18:13:05			H1
114	CK1CCB	1	16-JUN-2009	18:14:15			H1
115	LEWRE	1	16-JUN-2009	18:15:30	9167029	C9F13174	H1
116	LEWQ9	1	16-JUN-2009	18:16:41	9167029	C9F13174	H1
117	LEWRD	1	16-JUN-2009	18:29:59	9167029	C9F13174	H1
118	LEWQ7	1	16-JUN-2009	18:31:08	9167029	C9F13174	H1
119	LEVTQ	1	16-JUN-2009	18:32:19	9167030	C9F11242	H1
120	LEQCV	1	16-JUN-2009	18:33:40	9167029	C9F09221	H1
121	LEQCG	5	16-JUN-2009	18:34:52	9167030	C9F11242	H1
122	LEQCGS	5	16-JUN-2009	18:36:05	9167030	C9F11242	H1
123	LEQCGD	5	16-JUN-2009	18:37:22	9167030	C9F11242	H1
124	LEVTW	20	16-JUN-2009	18:38:29	9167030	C9F11242	H1
125	CK2CCV	1	16-JUN-2009	18:39:45			H1
126	CK1CCB	1	16-JUN-2009	18:40:52			H1
127	LEVTT	10	16-JUN-2009	18:41:57	9167030	C9F11242	H1
128	LEVVH	5	16-JUN-2009	18:43:05	9167030	C9F11242	H1
129	LEQAX	100	16-JUN-2009	18:44:14	9167030	C9F11242	H1
130	LEVTJ	5	16-JUN-2009	18:46:13	9167030	C9F11242	H1
131	LEVTP	5	16-JUN-2009	18:47:20	9167030	C9F11242	H1
132	LEQCN	100	16-JUN-2009	18:48:30	9167030	C9F11242	H1

(continued)

```
:       Instrument Upload                                  Run Log - Page  4 :
:       Started Wed Jun 17 08:31:34 2009 by TOTHR                            :
:       Data File: UPL$CAN_DATA_ROOT:<LHG>HG10616A.PRN;1                     :
```

#	WorkOrder	Dilution	Date	Time	Batch	Lot	Instrument
133	CK2CCV	1	16-JUN-2009	18:49:38			H1
134	CK1CCB	1	16-JUN-2009	18:50:45			H1

End of Report

: Instrument Upload Run Log - Page 1 :
: Started Thu Jun 18 09:16:09 2009 by TOTHR :
: Data File: UPL$CAN_DATA_ROOT:<LHG>HG10617A.PRN;1 :

#	WorkOrder	Dilution	Date	Time	Batch	Lot	Instrument
1	STD1REP1	1	17-JUN-2009	11:19:48			H1
2	STD2REP1	1	17-JUN-2009	11:20:56			H1
3	STD3REP1	1	17-JUN-2009	11:22:02			H1
4	STD4REP1	1	17-JUN-2009	11:23:31			H1
5	STD5REP1	1	17-JUN-2009	11:24:39			H1
6	STD6REP1	1	17-JUN-2009	11:26:07			H1
7	CK5ICV	1	17-JUN-2009	11:27:17			H1
8	CK4ICB	1	17-JUN-2009	11:28:26			H1
9	CK3CRA\MRL	1	17-JUN-2009	11:29:51			H1
10	CK2CCV	1	17-JUN-2009	11:31:20			H1
11	CK1CCB	1	17-JUN-2009	11:32:34			H1
12	CK2CCV	1	17-JUN-2009	16:10:57			H1
13	CK1CCB	1	17-JUN-2009	16:12:13			H1
14	LEXJLBT	1	17-JUN-2009	16:13:27	9167021	A9F150000	H1
15	LE0X5BT	1	17-JUN-2009	16:14:54	9167021	A9F160000	H1
16	LE0X5CT	1	17-JUN-2009	16:16:08	9167021	A9F160000	H1
17	LEKHAT	1	17-JUN-2009	16:17:23	9167021	A9F090172	H1
18	LEKHATS	1	17-JUN-2009	16:18:30	9167021	A9F090172	H1
19	LEKHATD	1	17-JUN-2009	16:19:45	9167021	A9F090172	H1
20	LEK80T	1	17-JUN-2009	16:21:26	9167021	A9F090242	H1
21	LEK9AT	1	17-JUN-2009	16:22:31	9167021	A9F090242	H1
22	LEK5XT	1	17-JUN-2009	16:23:36	9167021	A9F090242	H1
23	LEK6DT	1	17-JUN-2009	16:24:51	9167021	A9F090242	H1
24	CK2CCV	1	17-JUN-2009	16:26:00			H1
25	CK1CCB	1	17-JUN-2009	16:27:16			H1
26	LEK84T	1	17-JUN-2009	16:28:47	9167021	A9F090242	H1
27	LEK87T	1	17-JUN-2009	16:29:52	9167021	A9F090242	H1
28	LEK9LT	1	17-JUN-2009	16:31:02	9167021	A9F090242	H1
29	LEK6ET	1	17-JUN-2009	16:32:41	9167021	A9F090242	H1
30	LEK6XT	1	17-JUN-2009	16:33:57	9167021	A9F090242	H1
31	LEK9JT	1	17-JUN-2009	16:35:02	9167021	A9F090242	H1
32	LEK64T	1	17-JUN-2009	16:36:07	9167021	A9F090242	H1
33	LEK6CT	1	17-JUN-2009	16:37:14	9167021	A9F090242	H1
34	LEK8RT	1	17-JUN-2009	16:38:22	9167021	A9F090242	H1
35	LEK8XT	1	17-JUN-2009	16:39:32	9167021	A9F090242	H1
36	CK2CCV	1	17-JUN-2009	16:40:41			H1
37	CK1CCB	1	17-JUN-2009	16:41:49			H1
38	LEK9KT	1	17-JUN-2009	16:42:58	9167021	A9F090242	H1
39	LE1EDBT	1	17-JUN-2009	16:44:14	9168023	A9F160000	H1
40	LE20DBT	1	17-JUN-2009	16:45:22	9168023	A9F170000	H1
41	LE20DCT	1	17-JUN-2009	16:46:56	9168023	A9F170000	H1
42	LEK91T	1	17-JUN-2009	16:48:06	9168023	A9F090242	H1
43	LEK91TS	1	17-JUN-2009	16:49:13	9168023	A9F090242	H1
44	LEK91TD	1	17-JUN-2009	16:50:18	9168023	A9F090242	H1

(continued)

#	WorkOrder	Dilution	Date	Time	Batch	Lot	Instrument
45	LETNGT	1	17-JUN-2009	16:51:23	9168023	A9F120211	H1
46	LEK9MT	1	17-JUN-2009	16:52:29	9168023	A9F090242	H1
47	LENDLT	1	17-JUN-2009	16:53:36	9168023	A9F100287	H1
48	CK2CCV	1	17-JUN-2009	16:54:42			H1
49	CK1CCB	1	17-JUN-2009	16:55:49			H1
50	LEK9WT	1	17-JUN-2009	16:57:05	9168023	A9F090242	H1
51	LEQAFT	1	17-JUN-2009	16:58:22	9168023	A9F110236	H1
52	LENDRT	1	17-JUN-2009	16:59:29	9168023	A9F100287	H1
53	LEK9QT	1	17-JUN-2009	17:00:35	9168023	A9F090242	H1
54	LEK9VT	1	17-JUN-2009	17:02:09	9168023	A9F090242	H1
55	LET2WT	1	17-JUN-2009	17:03:14	9168023	A9F120257	H1
56	LEQAET	1	17-JUN-2009	17:04:32	9168023	A9F110236	H1
57	LEK9RT	1	17-JUN-2009	17:05:47	9168023	A9F090242	H1
58	LEK9XT	1	17-JUN-2009	17:06:53	9168023	A9F090242	H1
59	LENDXT	1	17-JUN-2009	17:08:01	9168023	A9F100287	H1
60	CK2CCV	1	17-JUN-2009	17:09:07			H1
61	CK1CCB	1	17-JUN-2009	17:10:27			H1
62	LEP9TT	1	17-JUN-2009	17:11:42	9168023	A9F110236	H1
63	LEK9PT	1	17-JUN-2009	17:12:48	9168023	A9F090242	H1
64	LE0XRB	1	17-JUN-2009	17:14:00	9167016	A9F160000	H1
65	LE0XRC	1	17-JUN-2009	17:15:07	9167016	A9F160000	H1
66	LET72	1	17-JUN-2009	17:16:14	9167016	A9F120282	H1
67	LET72S	1	17-JUN-2009	17:17:20	9167016	A9F120282	H1
68	LET72D	1	17-JUN-2009	17:18:26	9167016	A9F120282	H1
69	LEXP8	1	17-JUN-2009	17:19:31	9167016	9F15107	H1
70	LEXHHBT	1	17-JUN-2009	17:20:51	9167025	A9F150000	H1
71	LE00CBT	1	17-JUN-2009	17:22:09	9167025	A9F160000	H1
72	CK2CCV	1	17-JUN-2009	17:23:38			H1
73	CK1CCB	1	17-JUN-2009	17:24:56			H1
74	LE00CCT	1	17-JUN-2009	17:26:05	9167025	A9F160000	H1
75	LETNKT	10	17-JUN-2009	17:27:16	9167025	A9F120211	H1
76	LETNKTS	10	17-JUN-2009	17:28:24	9167025	A9F120211	H1
77	LETNKTD	10	17-JUN-2009	17:29:35	9167025	A9F120211	H1
78	LEJ6LT	10	17-JUN-2009	17:30:52	9167025	A9F090125	H1
79	LE2X6B	1	17-JUN-2009	17:32:01	9168020	A9F170000	H1
80	LE2X6C	1	17-JUN-2009	17:33:11	9168020	A9F170000	H1
81	LE1NA	1	17-JUN-2009	17:34:27	9168020	A9F160161	H1
82	LE1NAS	1	17-JUN-2009	17:35:55	9168020	A9F160161	H1
83	LE1NAD	1	17-JUN-2009	17:37:11	9168020	A9F160161	H1
84	CK2CCV	1	17-JUN-2009	17:38:18			H1
85	CK1CCB	1	17-JUN-2009	17:39:24			H1
86	LE1NW	1	17-JUN-2009	17:40:29	9168020	A9F160161	H1
87	LE1EPBT	1	17-JUN-2009	17:41:35	9168022	A9F160000	H1
88	LE20ABT	1	17-JUN-2009	17:42:53	9168022	A9F170000	H1

(continued)

#	WorkOrder	Dilution	Date	Time	Batch	Lot	Instrument
89	LE20ACT	1	17-JUN-2009	17:44:01	9168022	A9F170000	H1
90	LENC8T	1	17-JUN-2009	17:45:08	9168022	A9F100287	H1
91	LENC8TS	1	17-JUN-2009	17:46:15	9168022	A9F100287	H1
92	LENC8TD	1	17-JUN-2009	17:47:22	9168022	A9F100287	H1
93	LE2X4B	1	17-JUN-2009	17:48:41	9168019	A9F170000	H1
94	LE2X4C	1	17-JUN-2009	17:49:58	9168019	A9F170000	H1
95	LE136	1	17-JUN-2009	17:51:34	9168019	9F16211	H1
96	CK2CCV	1	17-JUN-2009	17:52:49			H1
97	CK1CCB	1	17-JUN-2009	17:53:54			H1
98	LE136S	1	17-JUN-2009	17:55:00	9168019	9F16211	H1
99	LE136D	1	17-JUN-2009	17:56:08	9168019	9F16211	H1
100	LE0XXBT	1	17-JUN-2009	17:57:15	9167018	A9F160000	H1
101	LEXRTBT	1	17-JUN-2009	17:58:21	9167018	A9F150000	H1
102	LE0XXCT	1	17-JUN-2009	17:59:28	9167018	A9F160000	H1
103	LETHJT	1	17-JUN-2009	18:00:36	9167018	A9F120192	H1
104	LETHJTX	1	17-JUN-2009	18:01:54	9167018	A9F120192	H1
105	LETHJTS	1	17-JUN-2009	18:03:03	9167018	A9F120192	H1
106	LEJ6DT	10	17-JUN-2009	18:04:25	9166023	A9F090125	H1
107	CK2CCV	1	17-JUN-2009	18:05:31			H1
108	CK1CCB	1	17-JUN-2009	18:06:35			H1

End of Report

: Instrument Upload Run Log - Page 1 :
: Started Mon Jun 22 07:24:44 2009 by TOTHR :
: Data File: UPL$CAN_DATA_ROOT:<LHG>HG10619C.PRN;1 :

#	WorkOrder	Dilution	Date	Time	Batch	Lot	Instrument
1	STD1REP1	1	19-JUN-2009	12:00:31			H1
2	STD2REP1	1	19-JUN-2009	12:01:46			H1
3	STD3REP1	1	19-JUN-2009	12:03:14			H1
4	STD4REP1	1	19-JUN-2009	12:04:25			H1
5	STD5REP1	1	19-JUN-2009	12:05:41			H1
6	STD6REP1	1	19-JUN-2009	12:06:47			H1
7	CK5ICV	1	19-JUN-2009	12:08:01			H1
8	CK4ICB	1	19-JUN-2009	12:09:09			H1
9	CK3CRA\MRL	1	19-JUN-2009	12:10:15			H1
10	CK2CCV	1	19-JUN-2009	12:11:20			H1
11	CK1CCB	1	19-JUN-2009	12:12:26			H1
12	LE24GBT	1	19-JUN-2009	12:13:32	9169025	A9F170000	H1
13	LE5QTBT	1	19-JUN-2009	12:14:42	9169025	A9F180000	H1
14	LE5QTCT	1	19-JUN-2009	12:15:57	9169025	A9F180000	H1
15	LEVC4T	1	19-JUN-2009	12:17:05	9169025	A9F120300	H1
16	LEVC4TS	1	19-JUN-2009	12:18:12	9169025	A9F120300	H1
17	LEVC4TD	1	19-JUN-2009	12:19:17	9169025	A9F120300	H1
18	LETQWT	1	19-JUN-2009	12:20:36	9169025	9F11135	H1
19	LE194T	1	19-JUN-2009	12:21:42	9169025	A9F160235	H1
20	LEKV8T	1	19-JUN-2009	12:22:50	9169025	A9F090210	H1
21	LEKVRT	1	19-JUN-2009	12:23:58	9169025	A9F090210	H1
22	CK2CCV	1	19-JUN-2009	12:25:04			H1
23	CK1CCB	1	19-JUN-2009	12:26:32			H1
24	LETQNT	1	19-JUN-2009	12:27:37	9169025	9F11135	H1
25	LEKV3T	1	19-JUN-2009	12:28:42	9169025	A9F090210	H1
26	LETQET	1	19-JUN-2009	12:29:58	9169025	9F11135	H1
27	LEXPDT	1	19-JUN-2009	12:31:04	9169025	9F15107	H1
28	LET23T	1	19-JUN-2009	12:32:09	9169025	A9F120257	H1
29	LEKVXT	1	19-JUN-2009	12:33:24	9169025	A9F090210	H1
30	LEXPNT	1	19-JUN-2009	12:34:55	9169025	9F15107	H1
31	LEKTAT	1	19-JUN-2009	12:36:02	9169025	A9F090210	H1
32	LE24EBT	1	19-JUN-2009	12:37:17	9169023	A9F170000	H1
33	LE5QQBT	1	19-JUN-2009	12:38:25	9169023	A9F180000	H1
34	CK2CCV	1	19-JUN-2009	12:39:32			H1
35	CK1CCB	1	19-JUN-2009	12:41:02			H1
36	LE5QQCT	1	19-JUN-2009	12:42:07	9169023	A9F180000	H1
37	LEVCET	1	19-JUN-2009	12:43:33	9169023	A9F120300	H1
38	LEVCETS	1	19-JUN-2009	12:44:38	9169023	A9F120300	H1
39	LEVCETD	1	19-JUN-2009	12:45:45	9169023	A9F120300	H1
40	LE5QJB	1	19-JUN-2009	12:47:26	9169020	A9F180000	H1
41	LE5QJC	1	19-JUN-2009	12:48:30	9169020	A9F180000	H1
42	LE27FF	1	19-JUN-2009	12:49:41	9169020	A9F170115	H1
43	LE27FFS	1	19-JUN-2009	12:50:49	9169020	A9F170115	H1
44	LE27FFD	1	19-JUN-2009	12:51:54	9169020	A9F170115	H1

(continued)

#	WorkOrder	Dilution	Date	Time	Batch	Lot	Instrument
45	LE46E	1	19-JUN-2009	12:53:03	9169020	9F16211	H1
46	CK2CCV	1	19-JUN-2009	12:54:08			H1
47	CK1CCB	1	19-JUN-2009	12:55:13			H1
48	LE3GJ	1	19-JUN-2009	12:56:33	9169020	C9F17132	H1
49	LE28HF	1	19-JUN-2009	12:57:43	9169020	A9F170115	H1
50	LE3TDF	1	19-JUN-2009	12:59:19	9169020	A9F170147	H1
51	LE28CF	1	19-JUN-2009	13:00:25	9169020	A9F170115	H1
52	LE28KF	1	19-JUN-2009	13:01:31	9169020	A9F170115	H1
53	LE3T3F	1	19-JUN-2009	13:02:41	9169020	A9F170147	H1
54	LEXDDB	1	19-JUN-2009	13:03:48	9166021	A9F150000	H1
55	LEXDDC	1	19-JUN-2009	13:05:23	9166021	A9F150000	H1
56	LET34	1	19-JUN-2009	13:06:31	9166021	A9F120262	H1
57	LET34S	1	19-JUN-2009	13:07:48	9166021	A9F120262	H1
58	CK2CCV	1	19-JUN-2009	13:08:54			H1
59	CK1CCB	1	19-JUN-2009	13:10:02			H1
60	LET34D	1	19-JUN-2009	13:11:08	9166021	A9F120262	H1
61	LET4L	1	19-JUN-2009	13:12:18	9166021	A9F120262	H1
62	LET3P	1	19-JUN-2009	13:13:24	9166021	A9F120262	H1
63	LET26	1	19-JUN-2009	13:14:32	9166021	A9F120262	H1
64	LET2X	1	19-JUN-2009	13:15:58	9166021	A9F120262	H1
65	LET3K	1	19-JUN-2009	13:17:13	9166021	A9F120262	H1
66	LET3E	1	19-JUN-2009	13:18:30	9166021	A9F120262	H1
67	LET3N	1	19-JUN-2009	13:19:48	9166021	A9F120262	H1
68	LET28	1	19-JUN-2009	13:20:57	9166021	A9F120262	H1
69	LET3V	1	19-JUN-2009	13:22:18	9166021	A9F120262	H1
70	CK2CCV	1	19-JUN-2009	13:23:28			H1
71	CK1CCB	1	19-JUN-2009	13:24:34			H1
72	LE5QLB	1	19-JUN-2009	13:25:40	9169021	A9F180000	H1
73	LE5QLC	1	19-JUN-2009	13:26:46	9169021	A9F180000	H1
74	LE3E2	1	19-JUN-2009	13:28:01	9169021	A9F170131	H1
75	LE3E2S	1	19-JUN-2009	13:29:12	9169021	A9F170131	H1
76	LE3E2D	1	19-JUN-2009	13:30:19	9169021	A9F170131	H1
77	LE5QEB	1	19-JUN-2009	13:31:26	9169018	A9F180000	H1
78	LE5QEC	1	19-JUN-2009	13:32:31	9169018	A9F180000	H1
79	LEWENR	1	19-JUN-2009	13:33:37	9169018	A9F130133	H1
80	LEWENRS	1	19-JUN-2009	13:34:43	9166022	A9F130133	H1
81	LEWENRD	1	19-JUN-2009	13:35:49	9166022	A9F130133	H1
82	CK2CCV	1	19-JUN-2009	13:37:07			H1
83	CK1CCB	1	19-JUN-2009	13:38:12			H1
84	CK2CCV	1	19-JUN-2009	17:22:47			H1
85	CK1CCB	1	19-JUN-2009	17:23:53			H1
86	LE543BT	1	19-JUN-2009	17:24:58	9169260	A9F180000	H1
87	CK2CCV	1	19-JUN-2009	17:27:02			H1
88	CK1CCB	1	19-JUN-2009	17:28:07			H1

(continued)

Instrument Upload Run Log - Page 3

Started Mon Jun 22 07:24:44 2009 by TOTHR

Data File: UPL$CAN_DATA_ROOT:<LHG>HG10619C.PRN;1

#	WorkOrder	Dilution	Date	Time	Batch	Lot	Instrument
89	LE543BT	1	19-JUN-2009	17:29:24	9169260	A9F180000	H1
90	LE6C2BT	1	19-JUN-2009	17:30:53	9169260	A9F180000	H1
91	LE6C2CT	1	19-JUN-2009	17:31:59	9169260	A9F180000	H1
92	LE401T	1	19-JUN-2009	17:33:09	9169260	A9F170263	H1
93	LE401TS	1	19-JUN-2009	17:34:51	9169260	A9F170263	H1
94	LE401TD	1	19-JUN-2009	17:36:10	9169260	A9F170263	H1
95	LE41JT	1	19-JUN-2009	17:37:20	9169260	A9F170263	H1
96	LE41DT	1	19-JUN-2009	17:38:27	9169260	A9F170263	H1
97	LE41AT	1	19-JUN-2009	17:39:37	9169260	A9F170263	H1
98	LE8GDBT	1	19-JUN-2009	17:40:45	9170159	A9F190000	H1
99	CK2CCV	1	19-JUN-2009	17:41:50			H1
100	CK1CCB	1	19-JUN-2009	17:43:16			H1
101	LE8K5BT	1	19-JUN-2009	17:44:23	9170159	A9F190000	H1
102	LE8K5CT	1	19-JUN-2009	17:45:30	9170159	A9F190000	H1
103	LE7N5T	1	19-JUN-2009	17:46:41	9170159	A9F180289	H1
104	LE7N5TS	1	19-JUN-2009	17:47:58	9170159	A9F180289	H1
105	LE7N5TD	1	19-JUN-2009	17:49:05	9170159	A9F180289	H1
106	LE7QWT	1	19-JUN-2009	17:50:17	9170159	A9F180289	H1
107	CK2CCV	1	19-JUN-2009	17:51:23			H1
108	CK1CCB	1	19-JUN-2009	17:52:39			H1

End of Report

Instrument Upload — Run Log - Page 1

Started Thu Jun 18 08:05:50 2009 by TOTHR

Data File: UPL$CAN_DATA_ROOT:<LHG>HG40617B.PRN;1

RCF 6-18-09

#	WorkOrder	Dilution	Date	Time	Batch	Lot	Instrument
~~1~~	~~HG~~		~~18-JUN-2009~~				H4
2	STD01REP1	1	17-JUN-2009	14:46:38			H4
3	STD02REP1	1	17-JUN-2009	14:48:34			H4
4	STD03REP1	1	17-JUN-2009	14:50:20			H4
5	STD04REP1	1	17-JUN-2009	14:51:54			H4
6	STD05REP1	1	17-JUN-2009	14:53:30			H4
7	STD06REP1	1	17-JUN-2009	14:55:35			H4
8	CK2ICV	1	17-JUN-2009	14:58:04			H4
9	CK3ICB	1	17-JUN-2009	14:59:48			H4
10	CK4CRA\MRL	1	17-JUN-2009	15:01:31			H4
11	CK6CCV	1	17-JUN-2009	15:05:36			H4
12	CK5CCB	1	17-JUN-2009	15:07:21			H4
13	LE28NB	1	17-JUN-2009	15:08:45	9168134	A9F170000	H4
14	LE28NC	1	17-JUN-2009	15:10:08	9168134	A9F170000	H4
15	LE26F	1	17-JUN-2009	15:11:45	9168134	A9F170113	H4
16	LE26FS	1	17-JUN-2009	15:13:49	9168134	A9F170113	H4
17	LE26FD	1	17-JUN-2009	15:16:07	9168134	A9F170113	H4
18	LE26K	1	17-JUN-2009	15:17:46	9168134	A9F170113	H4
19	LE20HB	1	17-JUN-2009	15:19:14	9168025	A9F170000	H4
20	LE20HC	1	17-JUN-2009	15:20:51	9168025	A9F170000	H4
21	LE1G3	1	17-JUN-2009	15:22:40	9168025	A9F160143	H4
22	LE1G3S	1	17-JUN-2009	15:24:18	9168025	A9F160143	H4
23	CK6CCV	1	17-JUN-2009	15:25:43			H4
24	CK5CCB	1	17-JUN-2009	15:27:10			H4
25	LE1G3D	1	17-JUN-2009	15:28:36	9168025	A9F160143	H4
26	LE1G5	1	17-JUN-2009	15:30:02	9168025	A9F160143	H4
27	LE1G7	1	17-JUN-2009	15:33:20	9168025	A9F160143	H4
28	LE1G8	1	17-JUN-2009	15:34:57	9168025	A9F160143	H4
29	LE1G9	1	17-JUN-2009	15:36:42	9168025	A9F160143	H4
30	LE1GQ	1	17-JUN-2009	15:38:19	9168025	A9F160143	H4
31	LE1HA	1	17-JUN-2009	15:40:47	9168025	A9F160143	H4
32	LE1HD	1	17-JUN-2009	15:43:05	9168025	A9F160143	H4
33	LE1HE	1	17-JUN-2009	15:45:51	9168025	A9F160143	H4
34	LEXP7	2	17-JUN-2009	15:47:49	9167027	9F15107	H4
35	CK6CCV	1	17-JUN-2009	15:49:19			H4
36	CK5CCB	1	17-JUN-2009	15:51:00			H4
37	LEWN6	100	17-JUN-2009	15:52:46	9167029	C9F13174	H4
38	LEWN6S	100	17-JUN-2009	15:54:40	9167029	C9F13174	H4
39	LEWN6D	100	17-JUN-2009	15:56:46	9167029	C9F13174	H4
40	LEWRC	100	17-JUN-2009	15:58:30	9167029	C9F13174	H4
41	LEQDA	20	17-JUN-2009	16:00:38	9167029	C9F09221	H4
42	LEQDC	5	17-JUN-2009	16:02:17	9167029	C9F09221	H4
43	LEWQ8	20	17-JUN-2009	16:04:41	9167029	C9F13174	H4
44	LEWRA	100	17-JUN-2009	16:06:35	9167029	C9F13174	H4

(continued)

#	WorkOrder	Dilution	Date	Time	Batch	Lot	Instrument
45	LEWQ6	5	17-JUN-2009	16:08:01	9167029	C9F13174	H4
46	LEWQ9	20	17-JUN-2009	16:10:38	9167029	C9F13174	H4
47	CK6CCV	1	17-JUN-2009	16:12:25			H4
48	CK5CCB	1	17-JUN-2009	16:13:59			H4
49	LEWRD	100	17-JUN-2009	16:15:47	9167029	C9F13174	H4
50	LEVTQ	5	17-JUN-2009	16:17:23	9167030	C9F11242	H4
51	LEQCV	5	17-JUN-2009	16:19:21	9167029	C9F09221	H4
52	CK6CCV	1	17-JUN-2009	16:21:26			H4
53	CK5CCB	1	17-JUN-2009	16:23:14			H4
54	CK6CCV	1	17-JUN-2009	17:06:54			H4
55	CK5CCB	1	17-JUN-2009	17:08:37			H4
56	LE1G5	100	17-JUN-2009	17:10:31	9168025	A9F160143	H4
57	LE1G8	20	17-JUN-2009	17:12:18	9168025	A9F160143	H4
58	LE1GQ	100	17-JUN-2009	17:14:07	9168025	A9F160143	H4
59	LE1HA	100	17-JUN-2009	17:15:52	9168025	A9F160143	H4
60	LE1HD	100	17-JUN-2009	17:17:56	9168025	A9F160143	H4
61	LEXP7	2	17-JUN-2009	17:19:34	9167027	9F15107	H4
62	LEWRC	200	17-JUN-2009	17:21:02	9167029	C9F13174	H4
63	CK6CCV	1	17-JUN-2009	17:22:49			H4
64	CK5CCB	1	17-JUN-2009	17:24:38			H4
65	CK6CCV	1	17-JUN-2009	17:38:16			H4
66	CK5CCB	1	17-JUN-2009	17:40:03			H4
67	LE1G5	200	17-JUN-2009	17:41:41	9168025	A9F160143	H4
68	LEXP7	1	17-JUN-2009	17:43:28	9167027	9F15107	H4
69	LEWRC	1000	17-JUN-2009	17:45:16	9167029	C9F13174	H4
70	CK6CCV	1	17-JUN-2009	17:47:45			H4
71	CK5CCB	1	17-JUN-2009	17:49:21			H4

End of Report

TestAmerica North Canton

Metals Data Reporting Form

Initial Calibration Verification Standard

Instrument: CVAA **Units:** ug/L

Chart Number: hg10616a.prn **Acceptable Range:** 90% - 110%

Standard Source: Ultra **Standard ID:**

Element	WL/ Mass	True Conc	Ck5ICV 6/16/2009 8:46 AM Found	% Rec	Found	% Rec	Found	% Rec	Found	% Rec	Found	% Rec
Mercury	253.7	2.5	2.64	**105.6**								

TestAmerica North Canton

Metals Data Reporting Form

Initial Calibration Verification Standard

Instrument: CVAA **Units:** ug/L

Chart Number: hg10617a.prn **Acceptable Range:** 90% - 110%

Standard Source: Ultra **Standard ID:**

Element	WL/ Mass	True Conc	Ck5ICV 6/17/2009 11:27 AM Found	% Rec	Found	% Rec	Found	% Rec	Found	% Rec	Found	% Rec
Mercury	253.7	2.5	2.54	**101.5**								

TestAmerica North Canton

Metals Data Reporting Form

Initial Calibration Verification Standard

Instrument: CVAA **Units:** ug/L

Chart Number: hg10619c.prn **Acceptable Range:** 90% - 110%

Standard Source: Ultra **Standard ID:**

Element	WL/ Mass	True Conc	Ck5ICV 6/19/2009 12:08 PM Found	% Rec	Found	% Rec	Found	% Rec	Found	% Rec	Found	% Rec
Mercury	253.7	2.5	2.48	**99.2**								

TestAmerica North Canton

Metals Data Reporting Form

Initial Calibration Verification Standard

Instrument: CVAA **Units:** ug/L

Chart Number: hg40617b.prn **Acceptable Range:** 90% - 110%

Standard Source: Ultra **Standard ID:**

Element	WL/ Mass	True Conc	Ck2ICV 6/17/2009 2:58 PM Found	% Rec	Found	% Rec	Found	% Rec	Found	% Rec	Found	% Rec
Mercury	253.7	2.5	2.59	**103.5**								

TestAmerica North Canton

Metals Data Reporting Form

Continuing Calibration Verification

Instrument: CVAA **Units:** ug/L

Chart Number: hg10616a.prn **Acceptable Range:** 80% - 120%

Standard Source: Ultra **Standard ID:**

Element	WL/ Mass	True Conc	Ck2CCV 6/16/2009 8:49 AM Found	% Rec	Ck2CCV 6/16/2009 9:04 AM Found	% Rec	Ck2CCV 6/16/2009 9:10 AM Found	% Rec	Ck2CCV 6/16/2009 3:01 PM Found	% Rec	Ck2CCV 6/16/2009 3:15 PM Found	% Rec
Mercury	253.7	5.0	5.09	**101.7**	5.07	**101.4**	5.06	**101.1**	5.03	**100.6**	5.02	**100.5**

TestAmerica North Canton

Metals Data Reporting Form

Continuing Calibration Verification

Instrument: CVAA **Units:** ug/L

Chart Number: hg10616a.prn **Acceptable Range:** 80% - 120%

Standard Source: Ultra **Standard ID:**

Element	WL/ Mass	True Conc	Ck2CCV 6/16/2009 3:41 PM Found	% Rec	Ck2CCV 6/16/2009 4:08 PM Found	% Rec	Ck2CCV 6/16/2009 4:23 PM Found	% Rec	Ck2CCV 6/16/2009 4:37 PM Found	% Rec	Found	% Rec
Mercury	253.7	5.0	5.11	**102.1**	5.15	**103.0**	5.15	**102.9**	5.12	**102.4**		

TestAmerica North Canton

Metals Data Reporting Form

Continuing Calibration Verification

Instrument: CVAA **Units:** ug/L

Chart Number: hg10617a.prn **Acceptable Range:** 80% - 120%

Standard Source: Ultra **Standard ID:**

Element	WL/ Mass	True Conc	Ck2CCV 6/17/2009 11:31 AM Found	% Rec	Ck2CCV 6/17/2009 4:10 PM Found	% Rec	Ck2CCV 6/17/2009 4:26 PM Found	% Rec	Ck2CCV 6/17/2009 4:40 PM Found	% Rec	Ck2CCV 6/17/2009 4:54 PM Found	% Rec
Mercury	253.7	5.0	5.05	**101.0**	4.90	**98.1**	4.79	**95.9**	4.85	**97.0**	4.95	**99.0**

TestAmerica North Canton

Metals Data Reporting Form

Continuing Calibration Verification

Instrument: CVAA **Units:** ug/L

Chart Number: hg10617a.prn **Acceptable Range:** 80% - 120%

Standard Source: Ultra **Standard ID:**

Element	WL/ Mass	True Conc	Ck2CCV 6/17/2009 5:09 PM Found	% Rec	Ck2CCV 6/17/2009 5:23 PM Found	% Rec	Found	% Rec	Found	% Rec	Found	% Rec
Mercury	253.7	5.0	4.86	**97.2**	4.89	**97.7**						

TestAmerica North Canton

Metals Data Reporting Form

Continuing Calibration Verification

Instrument: CVAA **Units:** ug/L

Chart Number: hg10619c.prn **Acceptable Range:** 80% - 120%

Standard Source: Ultra **Standard ID:**

Element	WL/ Mass	True Conc	Ck2CCV 6/19/2009 12:11 PM Found	% Rec	Ck2CCV 6/19/2009 12:25 PM Found	% Rec	Ck2CCV 6/19/2009 12:39 PM Found	% Rec	Found	% Rec	Found	% Rec
Mercury	253.7	5.0	5.19	**103.7**	4.93	**98.5**	5.04	**100.8**				

TestAmerica North Canton

Metals Data Reporting Form

Continuing Calibration Verification

Instrument: CVAA **Units:** ug/L

Chart Number: hg40617b.prn **Acceptable Range:** 80% - 120%

Standard Source: Ultra **Standard ID:**

Element	WL/ Mass	True Conc	Ck6CCV 6/17/2009 3:05 PM Found	% Rec	Ck6CCV 6/17/2009 3:25 PM Found	% Rec	Ck6CCV 6/17/2009 3:49 PM Found	% Rec	Ck6CCV 6/17/2009 4:12 PM Found	% Rec	Ck6CCV 6/17/2009 4:21 PM Found	% Rec
Mercury	253.7	5.0	5.14	**102.7**	4.94	**98.8**	5.07	**101.5**	5.14	**102.8**	5.10	**102.0**

TestAmerica North Canton

Metals Data Reporting Form

Continuing Calibration Verification

Instrument: CVAA **Units:** ug/L

Chart Number: hg40617b.prn **Acceptable Range:** 80% - 120%

Standard Source: Ultra **Standard ID:**

Element	WL/ Mass	True Conc	Ck6CCV 6/17/2009 5:06 PM Found	% Rec	Ck6CCV 6/17/2009 5:22 PM Found	% Rec	Ck6CCV 6/17/2009 5:38 PM Found	% Rec	Ck6CCV 6/17/2009 5:47 PM Found	% Rec	Found	% Rec
Mercury	253.7	5.0	4.95	**98.9**	5.13	**102.6**	5.22	**104.4**	5.22	**104.3**		

TestAmerica North Canton

Metals Data Reporting Form

Contract Required Detection Limit Standard

Instrument: CVAA **Units:** ug/L

Chart Number: hg10616a.prn **Acceptable Range:** 50% - 150%

Standard Source: Ultra **Standard ID:**

Element	WL/ Mass	True Conc	Ck3CRA\MRL 6/16/2009 8:48 AM Found	% Rec	Found	% Rec	Found	% Rec	Found	% Rec	Found	% Rec
Mercury	253.7	0.2	0.20	**100.6**								

TestAmerica North Canton

Metals Data Reporting Form

Contract Required Detection Limit Standard

Instrument: CVAA **Units:** ug/L

Chart Number: hg10617a.prn **Acceptable Range:** 50% - 150%

Standard Source: Ultra **Standard ID:**

Element	WL/ Mass	True Conc	Ck3CRA\MRL 6/17/2009 11:29 AM Found	% Rec	Found	% Rec	Found	% Rec	Found	% Rec	Found	% Rec
Mercury	253.7	0.2	0.23	**115.2**								

TestAmerica North Canton

Metals Data Reporting Form

Contract Required Detection Limit Standard

Instrument: CVAA **Units:** ug/L

Chart Number: hg10619c.prn **Acceptable Range:** 50% - 150%

Standard Source: Ultra **Standard ID:**

Element	WL/ Mass	True Conc	Ck3CRA\MRL 6/19/2009 12:10 PM Found	% Rec	Found	% Rec	Found	% Rec	Found	% Rec	Found	% Rec
Mercury	253.7	0.2	0.24	**117.6**								

TestAmerica North Canton

Metals Data Reporting Form

Contract Required Detection Limit Standard

Instrument: CVAA **Units:** ug/L

Chart Number: hg40617b.prn **Acceptable Range:** 50% - 150%

Standard Source: Ultra **Standard ID:**

Element	WL/ Mass	True Conc	Ck4CRA\MRL 6/17/2009 3:01 PM Found	% Rec	Found	% Rec	Found	% Rec	Found	% Rec	Found	% Rec
Mercury	253.7	0.2	0.22	**110.4**								

TestAmerica North Canton

Metals Data Reporting Form

Initial Calibration Blank Results

Instrument: CVAA **Units:** ug/L

Chart Number: hg10616a.prn

Standard Source: _____ **Standard ID:** _____

Element	WL/ Mass	Report Limit	Ck4ICB 6/16/2009 8:47 AM Found	Q	Found	Q	Found	Q	Found	Q	Found	Q
Mercury	253.7	0.2	0.1	U								

U Result is less than the IDL

B Result is between IDL and RL

Form 3 Equivalent

TestAmerica North Canton

Metals Data Reporting Form

Initial Calibration Blank Results

Instrument: CVAA **Units:** ug/L

Chart Number: hg10617a.prn

Standard Source: _____ **Standard ID:** _____

Element	WL/ Mass	Report Limit	Ck4ICB 6/17/2009 11:28 AM Found	Q	Found	Q	Found	Q	Found	Q	Found	Q
Mercury	253.7	0.2	0.1	U								

5.21.0

U Result is less than the IDL

B Result is between IDL and RL

Form 3 Equivalent

TestAmerica North Canton

Metals Data Reporting Form

Initial Calibration Blank Results

Instrument: CVAA **Units:** ug/L

Chart Number: hg10619c.prn

Standard Source: _____ **Standard ID:** _____

Element	WL/ Mass	Report Limit	Ck4ICB 6/19/2009 12:09 PM Found	Q	Found	Q	Found	Q	Found	Q	Found	Q
Mercury	253.7	0.2	0.1	U								

U Result is less than the IDL

B Result is between IDL and RL

Form 3 Equivalent

TestAmerica North Canton

Metals Data Reporting Form

Initial Calibration Blank Results

Instrument: CVAA **Units:** ug/L

Chart Number: hg40617b.prn

Standard Source: _____ **Standard ID:** _____

Element	WL/ Mass	Report Limit	Ck3ICB 6/17/2009 2:59 PM Found	Q	Found	Q	Found	Q	Found	Q	Found	Q
Mercury	253.7	0.2	0.1	U								

U Result is less than the IDL

B Result is between IDL and RL

Form 3 Equivalent

TestAmerica North Canton

Metals Data Reporting Form

Continuing Calibration Blank Results

Instrument: CVAA **Units:** ug/L

Chart Number: hg10616a.prn

Standard Source: _____ **Standard ID:** _____

Element	WL/ Mass	Report Limit	Ck1CCB 6/16/2009 8:51 AM		Ck1CCB 6/16/2009 9:05 AM		Ck1CCB 6/16/2009 9:12 AM		Ck1CCB 6/16/2009 3:02 PM		Ck1CCB 6/16/2009 3:17 PM	
			Found	Q	Found	Q	Found	Q	Found	Q	Found	Q
Mercury	253.7	0.2	0.1	U	0.1	U	0.1	U	0.1	U	0.1	U

U Result is less than the IDL

B Result is between IDL and RL

Form 3 Equivalent

TestAmerica North Canton

Metals Data Reporting Form

Continuing Calibration Blank Results

Instrument: CVAA **Units:** ug/L

Chart Number: hg10616a.prn

Standard Source: _____ **Standard ID:** _____

Element	WL/ Mass	Report Limit	Ck1CCB 6/16/2009 3:43 PM Found	Q	Ck1CCB 6/16/2009 4:09 PM Found	Q	Ck1CCB 6/16/2009 4:24 PM Found	Q	Ck1CCB 6/16/2009 4:39 PM Found	Q	Found	Q
Mercury	253.7	0.2	0.1	U	0.1	U	0.1	U	0.1	U		

U Result is less than the IDL

B Result is between IDL and RL

Form 3 Equivalent

TestAmerica North Canton

Metals Data Reporting Form

Continuing Calibration Blank Results

Instrument: CVAA **Units:** ug/L

Chart Number: hg10617a.prn

Standard Source: _____ **Standard ID:** _____

Element	WL/ Mass	Report Limit	Ck1CCB 6/17/2009 11:32 AM		Ck1CCB 6/17/2009 4:12 PM		Ck1CCB 6/17/2009 4:27 PM		Ck1CCB 6/17/2009 4:41 PM		Ck1CCB 6/17/2009 4:55 PM	
			Found	Q	Found	Q	Found	Q	Found	Q	Found	Q
Mercury	253.7	0.2	0.1	U	0.1	U	0.1	U	0.1	U	0.1	U

U Result is less than the IDL

B Result is between IDL and RL

Form 3 Equivalent

TestAmerica North Canton

Metals Data Reporting Form

Continuing Calibration Blank Results

Instrument: CVAA **Units:** ug/L

Chart Number: hg10617a.prn

Standard Source: _____ **Standard ID:** _____

Element	WL/ Mass	Report Limit	Ck1CCB 6/17/2009 5:10 PM Found	Q	Ck1CCB 6/17/2009 5:24 PM Found	Q	Found	Q	Found	Q	Found	Q
Mercury	253.7	0.2	0.1	U	0.1	U						

U Result is less than the IDL

B Result is between IDL and RL

Form 3 Equivalent

TestAmerica North Canton

Metals Data Reporting Form

Continuing Calibration Blank Results

Instrument: CVAA **Units:** ug/L

Chart Number: hg10619c.prn

Standard Source: _____ **Standard ID:** _____

Element	WL/ Mass	Report Limit	Ck1CCB 6/19/2009 12:12 PM Found	Q	Ck1CCB 6/19/2009 12:26 PM Found	Q	Ck1CCB 6/19/2009 12:41 PM Found	Q	Found	Q	Found	Q
Mercury	253.7	0.2	0.1	U	0.1	U	0.1	U				

U Result is less than the IDL

B Result is between IDL and RL

Form 3 Equivalent

TestAmerica North Canton

Metals Data Reporting Form

Continuing Calibration Blank Results

Instrument: CVAA **Units:** ug/L

Chart Number: hg40617b.prn

Standard Source: _____ **Standard ID:** _____

Element	WL/ Mass	Report Limit	Ck5CCB 6/17/2009 3:07 PM		Ck5CCB 6/17/2009 3:27 PM		Ck5CCB 6/17/2009 3:51 PM		Ck5CCB 6/17/2009 4:13 PM		Ck5CCB 6/17/2009 4:23 PM	
			Found	Q	Found	Q	Found	Q	Found	Q	Found	Q
Mercury	253.7	0.2	0.1	U	**-0.3**		0.1	U	0.1	U	0.1	U

U Result is less than the IDL

B Result is between IDL and RL

TestAmerica North Canton

Metals Data Reporting Form

Continuing Calibration Blank Results

Instrument: CVAA **Units:** ug/L

Chart Number: hg40617b.prn

Standard Source: _____ **Standard ID:** _____

Element	WL/ Mass	Report Limit	Ck5CCB 6/17/2009 5:08 PM Found	Q	Ck5CCB 6/17/2009 5:24 PM Found	Q	Ck5CCB 6/17/2009 5:40 PM Found	Q	Ck5CCB 6/17/2009 5:49 PM Found	Q	Found	Q
Mercury	253.7	0.2	0.1	U	0.1	U	0.1	U	0.1	U		

U Result is less than the IDL

B Result is between IDL and RL

Form 3 Equivalent

METALS PREPARATION SUMMARY

Preparation Type	Matrix	Amount of Standard added to LCS & MS/MSD		Initial Sample Vol/Wt	Final Sample Volume
		Amount	Standard name		
ICP	water	1 mL 1 mL 1.0 mL	Ag ICP-1 ICP-2A	50 mL	50 mL
ICPMS	water	0.5ml 0.5ml	ICPMS-1 ICPMS-2	50 mL	50 mL
Hg - CVAA	water	5 mL (LCS) 1 mL (MS/MSD)	HG-1 HG-1	100 mL	100 mL
Hg - CVAF (low level)	water	0.2 mL (LCS/MS/MSD)	HG ICAL	40 ml	40 ml
ICP	solid	2 mL 2 mL 2 mL	Ag ICP-1 ICP-2A	1.00 +/- .02g	100 mL
ICPMS	solid	1ml 1ml	ICPMS-1 ICPMS-2	1.00 +/- .02g	100ml
Hg - CVAA	solid	5 mL (LCS) 1 mL (MS/MSD)	HG-1 HG-1	0.60 +/- .01g	100 mL
ICP	TCLP	1 mL (LCS) 1 mL(LCS)	Ag ICP-1	50 mL	50 mL
ICP	TCLP	0.5 mL(MS/MSD)	TCLP Spike I RCRA	50 mL	50 mL
ICP	TCLP	1 mL(MS/MSD)	TCLP Spike II Non-RCRA	50 mL	50 mL
Hg - CVAA	TCLP	5 mL (LCS) 5 mL (MS/MSD)	HG-1 HG-1	100 mL	100 mL

Mercury Standards Preparation				
Final Concentration		Spiking Standard		
		Amount	Standard	Concentration
Calibration Standards:				
0.0002 ppm		0.2 mL	HG-2	0.1 ppm
0.0005 ppm		0.5 mL	HG-2	0.1 ppm
0.001 ppm		1 mL	HG-2	0.1 ppm
0.005 ppm		5 mL	HG-2	0.1 ppm
0.010 ppm		10 mL	HG-2	0.1 ppm
ICV Preparation				
0.0025 ppm		2.5 mL	HG-1	0.1 ppm
CCV Preparation:				
0.005 ppm		5 mL	HG-2	0.1 ppm

Low Level Mercury Standards Preparation				
Final Concentration		Spiking Standard		
		Amount	Standard	Concentration
Calibration Standards:				
0.5 ppt		20 ul	HG ICAL	1.0 ppb
1.0 ppt		40 ul	HG ICAL	1.0 ppb
2 ppt		80 ul	HG ICAL	1.0 ppb
5 ppt		200 ul	HG ICAL	1.0 ppb
10 ppt		400 ul	HG ICAL	1.0 ppb
25 ppt		1000 ul	HG ICAL	1.0 ppb
ICV Preparation				
5 ppt		200 ul	HG ICV	1.0 ppb
CCV Preparation:				
5 ppt		200 ul	HG ICAL	1.0 ppb

TestAmerica North Canton

Metals Data Reporting Form

Instrument Detection Limits

Instrument: CVAA-H1 **Units:** ppb

Element	Wavelength	Reporting Limit	IDL	Date of IDL
Mercury	253.700	0.2	0.10	1/13/2009

TestAmerica North Canton

Metals Data Reporting Form

Instrument Detection Limits

Instrument: CVAA-H4 **Units:** ppb

Element	Wavelength	Reporting Limit	IDL	Date of IDL
Mercury	253.700	0.2	0.10	11/17/2008

TestAmerica North Canton

Metals Data Reporting Form

Instrument Detection Limits

Instrument: ICPST **Units:** ppb

Element	Wavelength	Reporting Limit	IDL	Date of IDL
Arsenic	189.042	500.0	2.9	5/14/2009
Barium	493.409	10000.0	0.17	5/14/2009
Cadmium	226.502	100.0	0.11	5/14/2009
Chromium	267.716	500.0	1.1	5/14/2009
Lead	220.353	500.0	1.1	5/14/2009
Selenium	196.026	250.0	3.6	5/14/2009
Silver	328.068	500.0	1.1	5/14/2009

TestAmerica North Canton

Metals Data Reporting Form

Instrument Detection Limits

Instrument: ICPMS **Units:** ppb

Element	Mass	Reporting Limit	IDL	Date of IDL
Antimony	121	2.0	0.055	6/11/2009
Arsenic	75	5.0	0.21	6/11/2009
Barium	137	1.0	0.052	6/11/2009
Beryllium	9	1.0	0.037	6/11/2009
Cadmium	111	1.0	0.027	6/11/2009
Chromium	52	2.0	0.066	6/11/2009
Cobalt	59	1.0	0.033	6/11/2009
Copper	65	2.0	0.064	6/11/2009
Iron	56	50.0	11.0	6/11/2009
Lead	208	1.0	0.034	6/11/2009
Manganese	55	1.0	0.14	6/11/2009
Molybdenum	95	2.0	0.20	6/11/2009
Nickel	60	1.0	0.10	6/11/2009
Selenium	78	5.0	0.14	6/11/2009
Silver	107	1.0	0.033	6/11/2009
Thallium	205	1.0	0.12	6/11/2009
Vanadium	51	5.0	0.60	6/11/2009
Zinc	66	10.0	0.85	6/11/2009

TestAmerica North Canton

Metals Data Reporting Form

Linear Dynamic Ranges

Instrument: ICPST **Units:** ppb

Element	Wavelength /Mass	Linear Range	Date of Linear Range
Arsenic	189.04	10000	5/12/2009
Barium	493.41	25000	5/12/2009
Cadmium	226.50	2500	5/12/2009
Chromium	267.72	50000	5/12/2009
Lead	220.35	15000	5/12/2009
Selenium	196.03	10000	5/12/2009
Silver	328.07	2000	5/13/2009

TestAmerica North Canton

Metals Data Reporting Form

Linear Dynamic Ranges

Instrument: ICPMS **Units:** ppb

Element	Wavelength /Mass	Linear Range	Date of Linear Range
Antimony	121.00	1000	9/29/2008
Arsenic	75.00	10000	9/29/2008
Barium	137.00	10000	9/29/2008
Beryllium	9.00	10000	9/29/2008
Cadmium	111.00	10000	9/29/2008
Chromium	52.00	10000	9/29/2008
Cobalt	59.00	10000	9/29/2008
Copper	65.00	10000	9/29/2008
Iron	56.00	500000	9/29/2008
Lead	208.00	10000	9/29/2008
Manganese	55.00	10000	9/29/2008
Molybdenum	95.00	10000	9/29/2008
Nickel	60.00	10000	9/29/2008
Selenium	78.00	10000	9/29/2008
Silver	107.00	10000	9/29/2008
Thallium	205.00	10000	9/29/2008
Vanadium	51.00	10000	9/29/2008
Zinc	66.00	10000	9/29/2008

STD2/CCV	STD 9F304	ICSA	STD 9E285	CRI STD	9E266
STD3	STD 9F305	ICSAB	STD 9F301		
STD4	STD 9F306	ICV	STD 9E259		

Test America North Canton ICP/MS Data Review Checklist

Run/Project Information:

Run Date: 6/17/09 Analyst: BLD Instrument: I8

Prep Batches Run: _____ See Run Log _____

Circle Methods used: 6020/ 200.8: CORP-MT-0001NC

Review Items

A. Tune/Daily performance	Yes	No	N/A	2nd Level
1. Resolution </= 0.9 AMU full width at 10% peak height, and within +/- 0.1 AMU of true mass?	✓			✓
2. Performance check within recommended specfications? (Be>8000cps) (In >300,000 cps) (Pb >100,000 cps) (Co>100000cps) (Mg>10000cps) (CeO/Ce≤ 0.03) (Ba++/Ba+≤ 0.03)(Background < 30cps @ Mass 220) CCT Performance Check (In>75000cps) (Se<20 cps)	✓			✓
B. Calibration/Instrument Run QC				
1. Instrument calibrated per manufacturer's instructions and at SOP specified levels ? Correlation coefficient ≥ .995 ?	✓			✓
2. ICV/CCV analyzed at appropriate frequency and within control limits? *(ICV: = 90 – 110%) (CCV: 90– 110%, 200.8 = 85 -115%)*	✓			✓
3. ICB/CCB analyzed at appropriate frequency and within +/- RL?	✓			✓
4. CRI run and recovered within QC limits (+/-50%)?	✓			✓
5. ICSA/ICSAB run at required frequency and within SOP control limits?	✓			✓
C. Sample Results				
1. Were samples with concentrations > the linear range for any parameter diluted and reanalyzed ?	✓			✓
2. All reported results bracketed by in control QC ?	✓			✓
3. Sample analyses done within holding time ?	✓			✓
D. Preparation/Matrix QC				
1. LCS done per prep batch and within QC limits ?	✓			✓
2. Method blank done per prep batch and < RL?	✓			✓
3. MS run at required frequency and within limits ?	✓			✓
4. MSD or DU run at required frequency and RPD within SOP limits ?	✓			✓
5. Serial dilution done per prep batch?	✓			✓
6. Post digest spike analyzed if required?	✓			✓
E. Other				
1. Are all nonconformances documented appropriately ?	✓			✓
2. Current IDL/LR data on file ?	✓			✓
3. Calculations checked for error ?	✓			✓
4. Transcriptions checked for error ?	✓			✓
5. All client/project specific requirements met ?	✓			✓
6. Date/time of analysis verified as correct?	✓			✓

Level I Analyst: BLD Date: 6/18/09 Time: 11:18 – 20:54

Level I Analyst: _____ Date: _____ Time: _____

Level II Reviewer: Roger K. Todd Date: 6/18/09 Time: 11:18 – 20:54

Level II Reviewer: _____ Date: _____ Time: _____

Comments: _____

Performance Report

Sample details
Acquired at : 6/17/2009 09:31:09
Report name : STD MODE PERF REPORT [3/11/2009 10:49:24]

Mass Calibration verification

Acquisition parameters
Sweeps : 10
Dwell : 5.0 mSecs
Point spacing : 0.02 amu
Peak width measured at 10% of the peak maximum

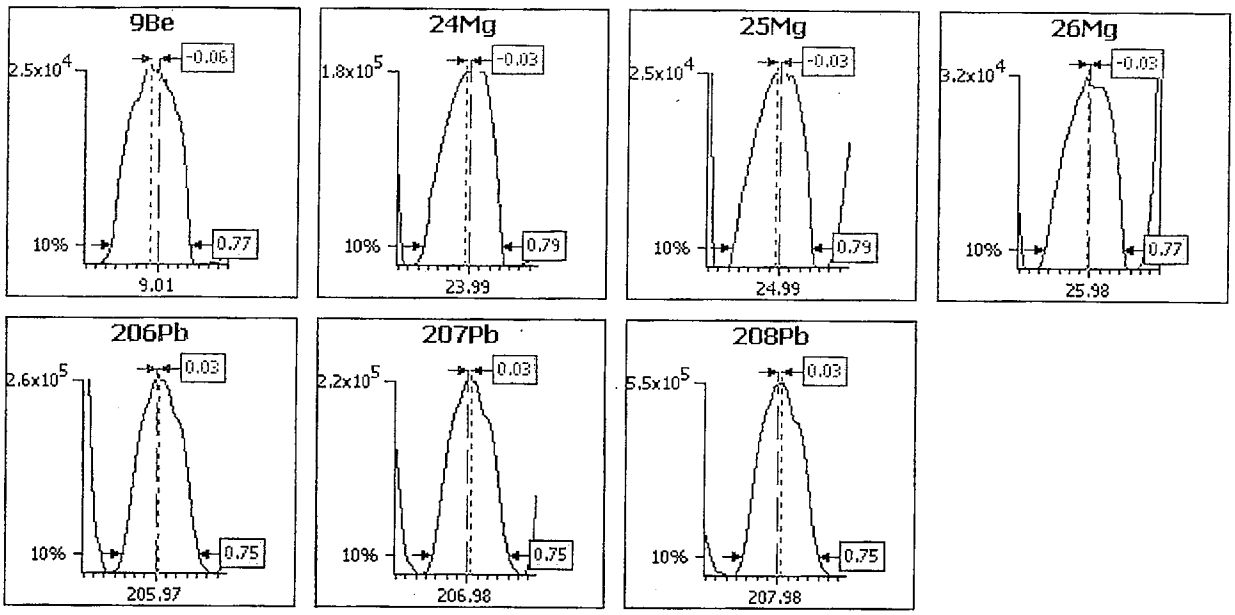

Analyte	Limits			Results	
	Max. width	Min. width	Max. error	Peak width	Peak error
9Be	0.85	0.65	0.10	0.77	-0.06
24Mg	0.85	0.65	0.10	0.79	-0.03
25Mg	0.85	0.65	0.10	0.79	-0.03
26Mg	0.85	0.65	0.10	0.77	-0.03
206Pb	0.85	0.65	0.10	0.75	0.03
207Pb	0.85	0.65	0.10	0.75	0.03
208Pb	0.85	0.65	0.10	0.75	0.03

Sample details
Acquired at : 6/17/2009 09:31:09
Report name : STD MODE PERF REPORT [3/11/2009 10:49:24]

Tune conditions

Major	
Extraction	-109.8
Lens 1	-1161
Lens 2	-80.0
Focus	11.0
D1	-45.5
D2	-140
Pole Bias	-4.0
Hexapole Bias	-1.0
Nebuliser	0.90

Minor	
Lens 3	-195.3
Forward power	1404
Horizontal	80
Vertical	253
DA	-46.3
Cool	13.0
Auxiliary	0.70
Sampling Depth	150

Global	
Standard resolution	130
High resolution	130
Analogue Detector	1600
PC Detector	3325

Add. Gases	
He_H2	0.00
Do Not Use	0.00

Sensitivity and stability results

Acquisition parameters
Sweeps : 30

Run	Time	5Bkg	9Be	24Mg	25Mg	26Mg	59Co	137Ba++	101Bkg	115In
Dwell (mSecs)		100.0	10.0	10.0	10.0	10.0	10.0	30.0	100.0	10.0
Limits	%RSD	-	5.0%	-	5.0%	-	5.0%	-	-	5.0%
	Countrate	-	>8000	>10000	>10000	>10000	>100000	-	-	>300000
1	09:31:43	0.000	25676.430	203245.08	27586.144	33079.462	289560.36	1821.211	37.667	785748.81
2	09:32:01	0.000	24808.450	209005.67	27759.766	33042.722	294831.57	1858.993	32.667	788291.42
3	09:32:18	0.000	24831.818	206592.53	28033.557	33800.907	293155.73	1825.656	42.667	786688.28
4	09:32:36	0.000	25008.749	207706.24	27819.866	33540.381	293349.09	1786.762	36.000	781150.03
5	09:32:54	0.333	25035.456	208232.75	27589.483	34101.518	294122.54	1831.212	39.667	786251.72
x		0.067	25072.181	206956.45	27757.763	33512.998	293003.86	1824.767	37.733	785626.05
σ		0.15	352.78	2252.62	185.54	458.01	2036.66	25.84	3.77	2677.40
%RSD		223.607	1.407	1.088	0.668	1.367	0.695	1.416	9.983	0.341

Run	Time	137Ba	140Ce	156Ce O	206Pb	207Pb	208Pb	220Bkg
Dwell (mSecs)		10.0	10.0	30.0	10.0	10.0	10.0	100.0
Limits	%RSD	-	-	-	-	-	5.0%	-
	Countrate	-	-	-	>100000	>100000	>100000	<5
1	09:31:43	94698.271	773791.76	22951.348	274359.76	222187.88	554878.81	0.000
2	09:32:01	94859.182	776304.66	23553.298	275562.70	225278.96	561246.79	0.000
3	09:32:18	94316.113	773024.00	22823.394	272919.74	224346.51	562539.29	0.000
4	09:32:36	94034.529	772012.01	22480.707	275684.69	226684.50	560326.60	0.333
5	09:32:54	96428.147	778919.17	22717.694	273011.22	225126.93	553652.35	0.000
x		94867.248	774810.32	22905.288	274307.62	224724.96	558528.77	0.067
σ		930.35	2791.72	401.31	1330.52	1649.87	3993.93	0.15
%RSD		0.981	0.360	1.752	0.485	0.734	0.715	223.607

Ratio results

Run	Time	137Ba++/137Ba	156Ce O/140Ce
Ratio limits		<0.0300	<0.0300
1	09:31:43	0.019	0.030
2	09:32:01	0.020	0.030
3	09:32:18	0.019	0.030
4	09:32:36	0.019	0.029
5	09:32:54	0.019	0.029
x		0.0192	0.0296
σ		0.00	0.00
%RSD		1.3271	1.6655

Result : The performance report passed.

Performance Report

Sample details
Acquired at : 6/17/2009 09:34:33
Report name : CCT MODE PERF REPORT [5/14/2008 11:21:44]

Tune conditions

Major	
Extraction	-94.1
Lens 1	-1137
Lens 2	-80.0
Focus	0.0
D1	-51.0
D2	-140
Pole Bias	-14.0
Hexapole Bias	-17.0
Nebuliser	0.91

Minor	
Lens 3	-195.3
Forward power	1404
Horizontal	80
Vertical	253
DA	-22.0
Cool	13.0
Auxiliary	0.90
Sampling Depth	150

Global	
Standard resolution	130
High resolution	130
Analogue Detector	1600
PC Detector	3325

Add. Gases	
He_H2	1.45
Do Not Use	0.00

Sensitivity and stability results

Acquisition parameters
Sweeps : 30

Run	Time	78Se	115In
	Dwell (mSecs)	500.0	10.0
Limits	%RSD	-	5.0%
	Countrate	<20	>75000
1	09:34:34	14.267	157500.69
2	09:34:52	16.400	156908.48
3	09:35:09	14.333	162054.03
4	09:35:27	15.467	162192.03
5	09:35:45	15.733	164258.79
x		15.240	160582.81
σ		0.92	3211.97
%RSD		6.058	2.000

Result : The performance report passed.

STD2/CCV	STD 9F304	ICSA	STD 9E285	CRI STD 9F321
STD3	STD 9F305	ICSAB	STD 9F301	
STD4	STD 9F306	ICV	STD 9F320	

Test America North Canton ICP/MS Data Review Checklist

Run/Project Information:

Run Date: 6/22/09 Analyst: BLD Instrument: I8

Prep Batches Run: _____ See Run Log _____

Circle Methods used: (6020/ 200.8: CORP-MT-0001NC)

Review Items

A. Tune/Daily performance	Yes	No	N/A	2nd Level
1. Resolution </= 0.9 AMU full width at 10% peak height, and within +/- 0.1 AMU of true mass?	✓			✓
2. Performance check within recommended specfications? (Be>8000cps) (In >300,000 cps) (Pb >100,000 cps) (Co>100000cps) (Mg>10000cps) (CeO/Ce≤ 0.03) (Ba++/Ba+≤ 0.03)(Background < 30cps @ Mass 220) CCT Performance Check (In>75000cps) (Se<20 cps)	✓			✓
B. Calibration/Instrument Run QC				
1. Instrument calibrated per manufacturer's instructions and at SOP specified levels ? Correlation coefficient ≥ .995 ?	✓			✓
2. ICV/CCV analyzed at appropriate frequency and within control limits? *(ICV: = 90 – 110%) (CCV: 90 – 110%, 200.8 = 85 -115%)*	✓			✓
3. ICB/CCB analyzed at appropriate frequency and within +/- RL?	✓			✓
4. CRI run and recovered within QC limits (+/-50%)?	✓			✓
5. ICSA/ICSAB run at required frequency and within SOP control limits?	✓			✓
C. Sample Results				
1. Were samples with concentrations > the linear range for any parameter diluted and reanalyzed ?	✓			✓
2. All reported results bracketed by in control QC ?	✓			✓
3. Sample analyses done within holding time ?	✓			✓
D. Preparation/Matrix QC	✓			✓
1. LCS done per prep batch and within QC limits ?	✓			✓
2. Method blank done per prep batch and < RL?	✓			✓
3. MS run at required frequency and within limits ?	✓			✓
4. MSD or DU run at required frequency and RPD within SOP limits ?	✓			✓
5. Serial dilution done per prep batch?	✓			✓
6. Post digest spike analyzed if required?	✓			✓
E. Other	✓			✓
1. Are all nonconformances documented appropriately ?	✓			✓
2. Current IDL/LR data on file ?	✓			✓
3. Calculations checked for error ?	✓			✓
4. Transcriptions checked for error ?	✓			✓
5. All client/project specific requirements met ?	✓			✓
6. Date/time of analysis verified as correct?	✓			✓

Level I Analyst: [signature] Date: 6/23/09 Time: 12:49 – 00:11

Level I Analyst: _____ Date: _____ Time: _____

Level II Reviewer: Roger K. Tott Date: 6/24/09 Time: 12:49 → 00:11

Level II Reviewer: _____ Date: _____ Time: _____

Comments: _____

N:/Metals/ICPMS /Data Review Checklist
Rev. 1, 09/21/2007

STD2/CCV	STD 9F289	ICSA	STD 9E285	CRI	STD 9F321
STD3	STD 9F305	ICSAB	STD 9F301		
STD4	STD 9F306	ICV	STD 9F320		

Test America North Canton ICP/MS Data Review Checklist

Run/Project Information:

Run Date: 6/23/09 Analyst: BLD Instrument: I8

Prep Batches Run: _____ See Run Log _____

Circle Methods used: 6020/ 200.8: CORP-MT-0001NC

Review Items

	Yes	No	N/A	2nd Level
A. Tune/Daily performance				
1. Resolution </= 0.9 AMU full width at 10% peak height, and within +/- 0.1 AMU of true mass?	✓			✓
2. Performance check within recommended specfications? (Be>8000cps) (In >300,000 cps) (Pb >100,000 cps) (Co>100000cps) (Mg>10000cps) (CeO/Ce ≤ 0.03) (Ba++/Ba+≤ 0.03)(Background < 30cps @ Mass 220) CCT Performance Check (In>75000cps) (Se<20 cps)	✓			✓
B. Calibration/Instrument Run QC				
1. Instrument calibrated per manufacturer's instructions and at SOP specified levels ? Correlation coefficient ≥ .995 ?	✓			✓
2. ICV/CCV analyzed at appropriate frequency and within control limits? *(ICV: = 90 – 110%) (CCV: 90 – 110%,* 200.8 = 85 -115%)	✓			✓
3. ICB/CCB analyzed at appropriate frequency and within +/- RL?	✓			✓
4. CRI run and recovered within QC limits (+/-50%)?	✓			✓
5. ICSA/ICSAB run at required frequency and within SOP control limits?	✓			✓
C. Sample Results				
1. Were samples with concentrations > the linear range for any parameter diluted and reanalyzed ?	✓			✓
2. All reported results bracketed by in control QC ?	✓			✓
3. Sample analyses done within holding time ?	✓			✓
D. Preparation/Matrix QC				
1. LCS done per prep batch and within QC limits ?	✓			✓
2. Method blank done per prep batch and < RL?	✓			✓
3. MS run at required frequency and within limits ?	✓			✓
4. MSD or DU run at required frequency and RPD within SOP limits ?	✓			✓
5. Serial dilution done per prep batch?	✓			✓
6. Post digest spike analyzed if required?	✓			✓
E. Other				
1. Are all nonconformances documented appropriately ?	✓			✓
2. Current IDL/LR data on file ?	✓			✓
3. Calculations checked for error ?	✓			✓
4. Transcriptions checked for error ?	✓			✓
5. All client/project specific requirements met ?	✓			✓
6. Date/time of analysis verified as correct ?	✓			✓

Level I Analyst: [signature] Date: 6/24/09 Time: 09:38 – 20:02

Level I Analyst: _____ Date: _____ Time: _____

Level II Reviewer: Roger D. Jobb Date: 6/24/09 Time: 09:38 → 20:02

Level II Reviewer: _____ Date: _____ Time: _____

Comments: _____

Performance Report

Sample details
Acquired at : 6/23/2009 07:40:51
Report name : CCT MODE PERF REPORT [5/14/2008 11:21:44]

Tune conditions

Major	
Extraction	-94.1
Lens 1	-1137
Lens 2	-80.0
Focus	0.0
D1	-51.0
D2	-140
Pole Bias	-14.0
Hexapole Bias	-17.0
Nebuliser	0.91

Minor	
Lens 3	-195.3
Forward power	1404
Horizontal	80
Vertical	253
DA	-22.0
Cool	13.0
Auxillary	0.90
Sampling Depth	150

Global	
Standard resolution	130
High resolution	130
Analogue Detector	1598
PC Detector	3324

Add. Gases	
He_H2	1.45
Do Not Use	0.00

Sensitivity and stability results

Acquisition parameters
Sweeps : 30

Run	Time	78Se	115In
	Dwell (mSecs)	500.0	10.0
Limits	%RSD	-	5.0%
	Countrate	<20	>75000
1	07:40:52	9.533	87998.366
2	07:41:09	9.000	88846.180
3	07:41:26	8.867	89603.551
4	07:41:44	8.667	90672.643
5	07:42:01	9.067	92150.717
$\bar{x}$		9.027	89854.292
σ		0.32	1617.63
%RSD		3.565	1.800

Result : The performance report passed.

Performance Report

Sample details
Acquired at : 6/23/2009 07:37:27
Report name : STD MODE PERF REPORT [3/11/2009 10:49:24]

Mass Calibration verification

Acquisition parameters
Sweeps : 10
Dwell : 5.0 mSecs
Point spacing : 0.02 amu
Peak width measured at 10% of the peak maximum

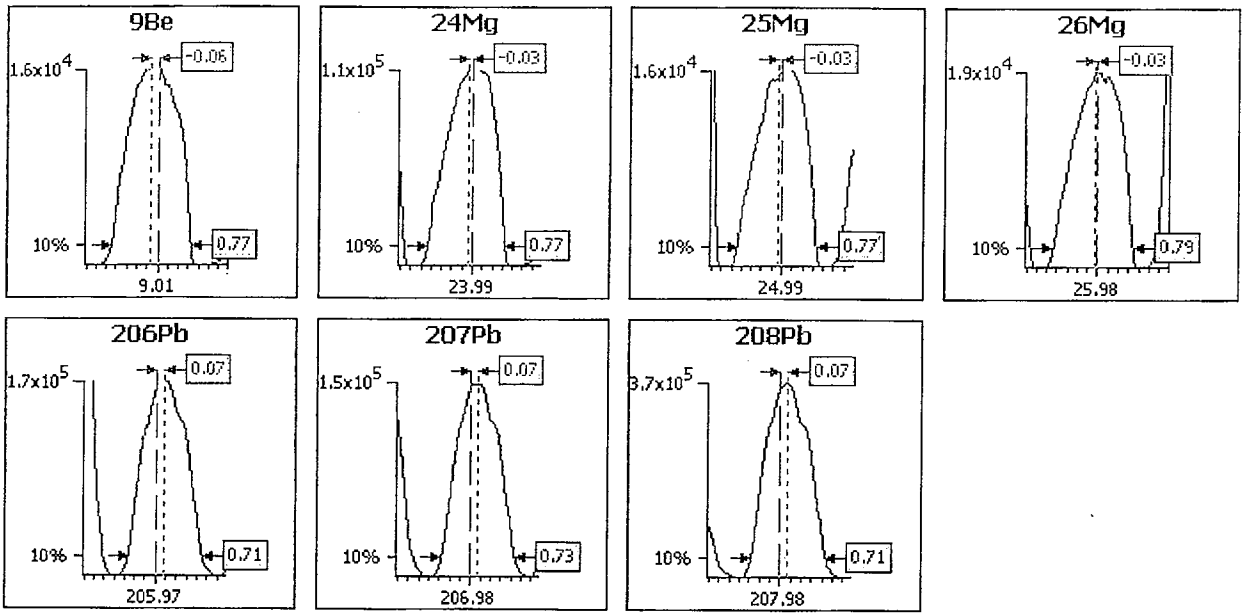

Analyte	Limits			Results	
	Max. width	Min. width	Max. error	Peak width	Peak error
9Be	0.85	0.65	0.10	0.77	-0.06
24Mg	0.85	0.65	0.10	0.77	-0.03
25Mg	0.85	0.65	0.10	0.77	-0.03
26Mg	0.85	0.65	0.10	0.79	-0.03
206Pb	0.85	0.65	0.10	0.71	0.07
207Pb	0.85	0.65	0.10	0.73	0.07
208Pb	0.85	0.65	0.10	0.71	0.07

Sample details
Acquired at : 6/23/2009 07:37:27
Report name : STD MODE PERF REPORT [3/11/2009 10:49:24]

Tune conditions

Major	
Extraction	-105.9
Lens 1	-1161
Lens 2	-80.0
Focus	11.0
D1	-45.5
D2	-140
Pole Bias	-4.0
Hexapole Bias	-1.0
Nebuliser	0.90

Minor	
Lens 3	-195.3
Forward power	1404
Horizontal	80
Vertical	253
DA	-46.3
Cool	13.0
Auxiliary	0.70
Sampling Depth	150

Global	
Standard resolution	130
High resolution	130
Analogue Detector	1598
PC Detector	3324

Add. Gases	
He_H2	0.00
Do Not Use	0.00

Sensitivity and stability results

Acquisition parameters
Sweeps : 30

Run	Time	5Bkg	9Be	24Mg	25Mg	26Mg	59Co	137Ba++	101Bkg	115In
Dwell (mSecs)		100.0	10.0	10.0	10.0	10.0	10.0	30.0	100.0	10.0
Limits	%RSD	-	5.0%	-	5.0%	-	5.0%	-	-	5.0%
	Countrate	-	>8000	>10000	>10000	>10000	>100000	-	-	>300000
1	07:38:01	0.000	16264.599	116653.48	15967.645	18874.014	162427.64	941.138	7.333	485534.10
2	07:38:19	0.000	16531.528	117066.36	15680.706	18723.845	163323.00	961.139	8.667	482120.45
3	07:38:36	0.000	16494.825	116334.60	15307.026	19090.928	163063.81	904.469	3.667	486910.04
4	07:38:54	0.000	16501.498	115250.44	16031.039	18643.755	164585.32	927.804	8.000	480985.01
5	07:39:11	0.333	16368.033	114632.87	15840.858	18270.008	164454.04	897.802	6.333	484775.83
x		0.067	16432.097	115987.55	15765.455	18720.510	163570.76	926.470	6.800	484065.09
σ		0.15	112.69	1013.19	289.15	303.98	926.64	26.10	1.95	2450.79
%RSD		223.607	0.686	0.874	1.834	1.624	0.567	2.817	28.709	0.506

Run	Time	137Ba	140Ce	156Ce O	206Pb	207Pb	208Pb	220Bkg
Dwell (mSecs)		10.0	10.0	30.0	10.0	10.0	10.0	100.0
Limits	%RSD	-	-	-	-	-	5.0%	-
	Countrate	-	-	-	>100000	>100000	>100000	<5
1	07:38:01	59519.421	484285.21	11443.928	178810.75	145882.33	360800.15	0.000
2	07:38:19	59790.388	487133.09	11785.276	178884.87	146067.28	362540.65	0.000
3	07:38:36	59328.743	487589.48	11344.971	178433.40	145478.83	362104.65	0.000
4	07:38:54	58984.190	489325.94	12078.820	178254.84	144658.40	361542.65	0.000
5	07:39:11	59659.922	484782.69	11425.026	176998.22	143945.60	360715.00	0.000
x		59456.533	486623.28	11615.604	178276.42	145206.49	361540.62	0.000
σ		314.73	2082.80	309.19	760.69	889.12	798.14	0.00
%RSD		0.529	0.428	2.662	0.427	0.612	0.221	0.000

Ratio results

Run	Time	137Ba++/137Ba	156Ce O/140Ce
Ratio limits		<0.0300	<0.0300
1	07:38:01	0.016	0.024
2	07:38:19	0.016	0.024
3	07:38:36	0.015	0.023
4	07:38:54	0.016	0.025
5	07:39:11	0.015	0.024
x		0.0156	0.0239
σ		0.00	0.00
%RSD		2.7152	2.3700

Result : The performance report passed.

STD2/CCV	STD 9F289	ICSA	STD 9E285	CRI	STD 9F321
STD3	STD 9F305	ICSAB	STD 9F301		
STD4	STD 9F306	ICV	STD 9F320		

Test America North Canton ICP/MS Data Review Checklist

Run/Project Information:

Run Date: 6/24/09 Analyst: BLD Instrument: I8

Prep Batches Run: See Run Log

Circle Methods used: 6020/ 200.8: CORP-MT-0001NC

Review Items

A. Tune/Daily performance	Yes	No	N/A	2nd Level
1. Resolution </= 0.9 AMU full width at 10% peak height, and within +/- 0.1 AMU of true mass?	✓			✓
2. Performance check within recommended specfications? (Be>8000cps) (In >300,000 cps) (Pb >100,000 cps) (Co>100000cps) (Mg>10000cps) (CeO/Ce ≤ 0.03) (Ba++/Ba+ ≤ 0.03)(Background < 30cps @ Mass 220) CCT Performance Check (In>75000cps) (Se<20 cps)	✓			✓
B. Calibration/Instrument Run QC				
1. Instrument calibrated per manufacturer's instructions and at SOP specified levels ? Correlation coefficient ≥ .995 ?	✓			✓
2. ICV/CCV analyzed at appropriate frequency and within control limits? *(ICV: =90 – 110%) (CCV: 90 – 110%,* 200.8 = 85 -115% *)*	✓			✓
3. ICB/CCB analyzed at appropriate frequency and within +/- RL?	✓			✓
4. CRI run and recovered within QC limits (+/-50%)?	✓			✓
5. ICSA/ICSAB run at required frequency and within SOP control limits?	✓			✓
C. Sample Results				
1. Were samples with concentrations > the linear range for any parameter diluted and reanalyzed ?	✓			✓
2. All reported results bracketed by in control QC ?	✓			✓
3. Sample analyses done within holding time ?	✓			✓
D. Preparation/Matrix QC				
1. LCS done per prep batch and within QC limits ?	✓			✓
2. Method blank done per prep batch and < RL?	✓			✓
3. MS run at required frequency and within limits ?	✓			✓
4. MSD or DU run at required frequency and RPD within SOP limits ?	✓			✓
5. Serial dilution done per prep batch?	✓			✓
6. Post digest spike analyzed if required?	✓			✓
E. Other				
1. Are all nonconformances documented appropriately ?	✓			✓
2. Current IDL/LR data on file ?	✓			✓
3. Calculations checked for error ?	✓			✓
4. Transcriptions checked for error ?	✓			✓
5. All client/project specific requirements met ?	✓			✓
6. Date/time of analysis verified as correct ?	✓			✓

Level I Analyst: [signature] Date: 6/24/09 Time: 07:59-09:44

Level I Analyst: [signature] Date: 6/29/09 Time: 09:48-16:46

Level II Reviewer: [signature] Date: 6-25-09 Time: 07:59→09:44

Level II Reviewer: [signature] Date: 6/29/09 Time: 09:48-16:46

Comments:

N:/Metals/ICPMS /Data Review Checklist
Rev. 1, 09/21/2007

Performance Report

Sample details
Acquired at : 6/24/2009 07:45:13
Report name : STD MODE PERF REPORT [3/11/2009 10:49:24]

Mass Calibration verification

Acquisition parameters
Sweeps : 10
Dwell : 5.0 mSecs
Point spacing : 0.02 amu
Peak width measured at 10% of the peak maximum

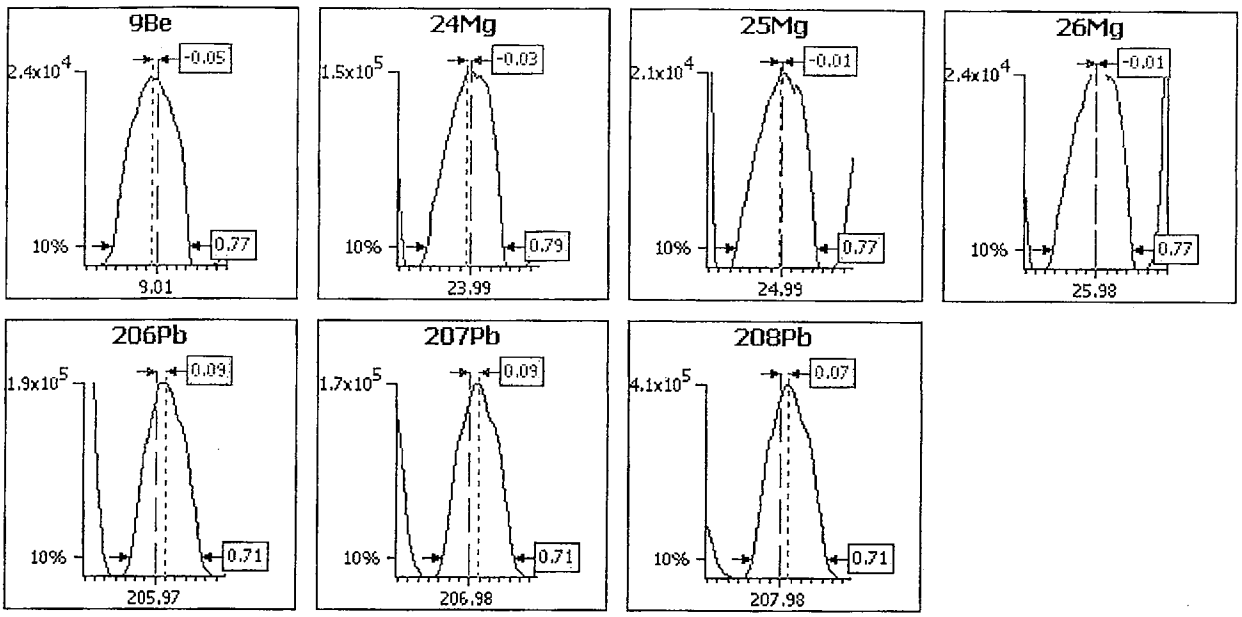

Analyte	Limits			Results	
	Max. width	Min. width	Max. error	Peak width	Peak error
9Be	0.85	0.65	0.10	0.77	-0.05
24Mg	0.85	0.65	0.10	0.79	-0.03
25Mg	0.85	0.65	0.10	0.77	-0.01
26Mg	0.85	0.65	0.10	0.77	-0.01
206Pb	0.85	0.65	0.10	0.71	0.09
207Pb	0.85	0.65	0.10	0.71	0.09
208Pb	0.85	0.65	0.10	0.71	0.07

North Carolina

Sample details
Acquired at : 6/24/2009 07:45:13
Report name : STD MODE PERF REPORT [3/11/2009 10:49:24]

Tune conditions

Major	
Extraction	-102.0
Lens 1	-1161
Lens 2	-80.0
Focus	11.0
D1	-45.5
D2	-140
Pole Bias	-4.0
Hexapole Bias	-1.0
Nebuliser	0.90

Minor	
Lens 3	-195.3
Forward power	1404
Horizontal	80
Vertical	253
DA	-46.3
Cool	13.0
Auxiliary	0.70
Sampling Depth	150

Global	
Standard resolution	130
High resolution	130
Analogue Detector	1598
PC Detector	3324

Add. Gases	
He_H2	0.00
Do Not Use	0.00

Sensitivity and stability results

Acquisition parameters
Sweeps : 30

Run	Time	5Bkg	9Be	24Mg	25Mg	26Mg	59Co	137Ba++	101Bkg	115In
Dwell (mSecs)		100.0	10.0	10.0	10.0	10.0	10.0	30.0	100.0	10.0
Limits	%RSD	-	5.0%	-	5.0%	-	5.0%	-	-	5.0%
	Countrate	-	>8000	>10000	>10000	>10000	>100000	-	-	>300000
1	07:45:47	0.000	21734.162	146877.69	19978.634	23806.991	231726.46	1450.063	4.000	615371.19
2	07:46:05	0.000	21353.671	147893.27	20088.766	23860.401	235485.26	1425.617	4.667	612069.56
3	07:46:22	0.000	21210.154	146951.67	19741.685	23953.868	233626.04	1491.178	5.333	616671.28
4	07:46:40	0.333	21991.165	147035.74	19975.297	24404.521	234870.01	1551.183	8.000	618984.71
5	07:46:57	0.000	21453.799	145606.61	20001.995	24050.674	234261.53	1524.514	8.000	618414.10
x		0.067	21548.590	146872.99	19957.275	24015.291	233993.86	1488.511	6.000	616302.17
σ		0.15	312.98	818.14	128.99	236.59	1443.95	51.64	1.89	2764.70
%RSD		223.607	1.452	0.557	0.646	0.985	0.617	3.469	31.427	0.449

Run	Time	137Ba	140Ce	156Ce O	206Pb	207Pb	208Pb	220Bkg
Dwell (mSecs)		10.0	10.0	30.0	10.0	10.0	10.0	100.0
Limits	%RSD	-	-	-	-	-	5.0%	-
	Countrate	-	-	-	>100000	>100000	>100000	<5
1	07:45:47	74402.368	620478.75	14260.543	196032.79	159408.71	392890.27	0.333
2	07:46:05	74111.075	618580.10	13731.210	195816.94	158261.18	397142.62	0.000
3	07:46:22	75112.208	618012.96	13714.529	197189.65	161394.35	399736.88	0.000
4	07:46:40	74469.333	625103.51	14697.589	198390.44	159960.62	402061.81	0.000
5	07:46:57	75453.746	621703.14	14567.475	196336.33	161929.50	398504.56	0.000
x		74709.746	620775.69	14194.269	196753.23	160190.87	398067.23	0.067
σ		553.67	2834.24	458.69	1053.61	1488.26	3412.90	0.15
%RSD		0.741	0.457	3.232	0.535	0.929	0.857	223.607

Ratio results

Run	Time	137Ba++/137Ba	156Ce O/140Ce
Ratio limits		<0.0300	<0.0300
1	07:45:47	0.019	0.023
2	07:46:05	0.019	0.022
3	07:46:22	0.020	0.022
4	07:46:40	0.021	0.024
5	07:46:57	0.020	0.023
x		0.0199	0.0229
σ		0.00	0.00
%RSD		3.1409	2.8114

Result : The performance report passed.

Performance Report

Sample details
Acquired at : 6/24/2009 07:49:17
Report name : CCT MODE PERF REPORT [5/14/2008 11:21:44]

Tune conditions

Major	
Extraction	-94.1
Lens 1	-1137
Lens 2	-80.0
Focus	0.0
D1	-51.0
D2	-140
Pole Bias	-14.0
Hexapole Bias	-17.0
Nebuliser	0.91

Minor	
Lens 3	-195.3
Forward power	1404
Horizontal	80
Vertical	253
DA	-22.0
Cool	13.0
Auxiliary	0.90
Sampling Depth	150

Global	
Standard resolution	130
High resolution	130
Analogue Detector	1598
PC Detector	3324

Add. Gases	
He_H2	1.45
Do Not Use	0.00

Sensitivity and stability results

Acquisition parameters
Sweeps : 30

Run	Time	78Se	115In
	Dwell (mSecs)	500.0	10.0
Limits	%RSD	-	5.0%
	Countrate	<20	>75000
1	07:49:17	12.800	112042.01
2	07:49:35	10.533	110750.08
3	07:49:52	9.467	111380.93
4	07:50:10	11.600	112364.17
5	07:50:27	12.800	112753.45
x̄		11.440	111858.13
σ		1.45	797.96
%RSD		12.698	0.713

Result : The performance report passed.

Method: TOTAL Sample Name: LEXPDT Operator: KLC
Run Time: 06/19/09 16:09 Filename: I50615A
Mode: CONC Type: S Corr. Factor: 1.00000
Lab ID.: N.CANTON Cust. Smpl. ID.: Cust. ID.:

Elems	Ag	Al	As	B	Ba	Be
Units	ppb	ppb	ppb	ppb	ppb	ppb
Avge	-.0969	17.58	1.2056	73.03	508.2	.2898
SDev	.3566	1.088	1.5291	.1179	1.5	.0121
%RSD	368	6.186	126.84	.1615	.2952	4.187

Elems	Ca	Cd	Co	Cr	Cu	Fe
Units	ppb	ppb	ppb	ppb	ppb	ppb
Avge	H635300.	12.36	26.82	3.926	.4503	20.50
SDev	394.7	.1295	.4503	.2261	.3533	2.076
%RSD	.0621	1.048	1.679	5.759	78.46	10.12

Elems	K	Mg	Mn	Mo	Na	Ni
Units	ppb	ppb	ppb	ppb	ppb	ppb
Avge	4357.	18710.	3621.	1.236	H1125e3	26.33
SDev	8.053	6.95	5.245	.3462	1188	.0166
%RSD	.1848	.0372	.1448	28.01	.1056	.063

Elems	Se	Pb	Sb	Sn	Ti	Tl
Units	ppb	ppb	ppb	ppb	ppb	ppb
Avge	4.9772	4.9853	4.8989	44.23	-9.973	1.9285
SDev	.18026	.67927	.82081	4.637	.4731	1.3825
%RSD	3.6218	13.626	16.755	10.49	4.744	71.687

Elems	V	Zn	2203\1	2203\2	1960\1	1960\2
Units	ppb	ppb	ppb	ppb	ppb	ppb
Avge	1.959	1049.	3.0904	5.9313	12.392	1.2752
SDev	.0678	2.78	2.6766	.31787	1.6315	1.0848
%RSD	3.462	.2651	86.608	5.3593	13.166	85.069

Elems	2068/2	2068/1	Y_3710	*Y
Units	ppb	ppb	ppb	
Avge	4.7533	4.9716	5.0000	18633.1
SDev	.60515	1.5327	0	24.7487
%RSD	12.731	30.83	0	.13282

Method: TOTAL Sample Name: LEXPNT Operator: KLC
Run Time: 06/19/09 16:14 Filename: I50615A
Mode: CONC Type: S Corr. Factor: 1.00000
Lab ID.: N.CANTON Cust. Smpl. ID.: Cust. ID.:

Elems	Ag	Al	As	B	Ba	Be
Units	ppb	ppb	ppb	ppb	ppb	ppb
Avge	-.6244	19.75	.80566	112.8	2082.	1.660
SDev	.1393	.3682	.72708	.0681	1.225	.0169
%RSD	22.31	1.864	90.246	.0604	.0588	1.017

Elems	Ca	Cd	Co	Cr	Cu	Fe
Units	ppb	ppb	ppb	ppb	ppb	ppb
Avge	173200.	4.982	333.6	.5270	46.14	49.01
SDev	195.6	.2295	.4649	.3831	.1098	3.887
%RSD	.113	4.607	.1394	72.69	.238	7.932

Elems	K	Mg	Mn	Mo	Na	Ni
Units	ppb	ppb	ppb	ppb	ppb	ppb
Avge	1552.	10090.	8142.	-2.196	H1101e3	362.9
SDev	8.227	18.93	2.714	.0041	250.9	1.181
%RSD	.5302	.1876	.0333	.1887	.0228	.3253

Elems	Se	Pb	Sb	Sn	Ti	Tl
Units	ppb	ppb	ppb	ppb	ppb	ppb
Avge	4.8093	.17886	-2.5418	2.481	-2.458	9.3255
SDev	5.8884	.41231	1.9279	1.279	.3527	2.4948
%RSD	122.44	230.51	75.85	51.58	14.35	26.752

Elems	V	Zn	2203\1	2203\2	1960\1	1960\2
Units	ppb	ppb	ppb	ppb	ppb	ppb
Avge	.4111	1109.	-.35669	.44624	11.575	1.4313
SDev	.1367	.0583	.17686	.52985	3.3623	7.1496
%RSD	33.26	.0053	49.584	118.74	29.047	499.53

Elems	2068/2	2068/1	Y_3710	*Y
Units	ppb	ppb	ppb	
Avge	.63438	-4.1274	5.0000	18899.8
SDev	4.1697	.8087	0	53.1739
%RSD	657.28	19.593	0	.28134

LEXN6 6/22/2009 17:23:38 QC Status: PASS (Initial: PASS)

User Pre-dilution: 1.000

Run	Time	6Li	9Be	10B
		ppb	ppb	ppb
X		65.046%	9.484	55.890
%RSD		0.477	2.124	6.085
Run	**Time**	**23Na**	**25Mg**	**27Al**
		ppb	ppb	ppb
X		3265.000	M 151300.000	M 71370.000
%RSD		0.607	M 0.614	M 0.935
Run	**Time**	**35Cl**	**39K**	**43Ca**
		ppb	ppb	ppb
X		0.000	T 4565.000	TM 338900.000
%RSD		0.000	T 0.725	TM 0.545
Run	**Time**	**45Sc**	**45Sc**	**47Ti**
		ppb	ppb	ppb
X		T 77.250%	60.255%	M 2460.000
%RSD		T 0.104	5.103	M 0.347
Run	**Time**	**51V**	**52Cr**	**53Cl0**
		ppb	ppb	ppb
X		M 265.700	M 206.200	4.796
%RSD		M 1.426	M 1.164	48.130
Run	**Time**	**55Mn**	**56Fe**	**59Co**
		ppb	ppb	ppb
X		TM 6164.000	TM 120900.000	39.660
%RSD		TM 0.695	TM 0.824	1.676
Run	**Time**	**60Ni**	**65Cu**	**66Zn**
		ppb	ppb	ppb
X		M 447.400	113.200	M 3533.000
%RSD		M 1.779	1.970	M 2.228
Run	**Time**	**72Ge**	**75As**	**77Al0**
		ppb	ppb	ppb
X		55.889%	24.160	0.559
%RSD		5.270	0.533	18.200
Run	**Time**	**78Se**	**88Sr**	**95Mo**
		ppb	ppb	ppb
X		6.027	M 503.500	8.377
%RSD		5.706	M 0.374	3.161
Run	**Time**	**105Pd**	**107Ag**	**108Mo0**
		ppb	ppb	ppb
X		0.000	0.747	-119.300
%RSD		0.000	4.301	22.360
Run	**Time**	**111Cd**	**115In**	**118Sn**
		ppb	ppb	ppb
X		22.120	63.839%	20.520
%RSD		1.188	4.298	3.514
Run	**Time**	**121Sb**	**137Ba**	**205Tl**
		ppb	ppb	ppb
X		7.399	M 818.700	0.233
%RSD		4.087	M 0.471	2.964
Run	**Time**	**208Pb**	**209Bi**	
		ppb	ppb	
X		TM 1000.000	63.241%	
%RSD		TM 0.938	2.248	

North Canton

LEXPC 6/22/2009 17:27:40 QC Status: PASS (Initial: PASS)

User Pre -dilution: 1.000

Run	Time	6Li	9Be	10B
		ppb	ppb	ppb
X		63.368%	7.585	46.780
%RSD		1.591	0.908	5.166
Run	**Time**	**23Na**	**25Mg**	**27Al**
		ppb	ppb	ppb
X		5861.000	M 186800.000	M 63430.000
%RSD		1.350	M 1.327	M 1.076
Run	**Time**	**35Cl**	**39K**	**43Ca**
		ppb	ppb	ppb
X		0.000	T 5618.000	TM 554100.000
%RSD		0.000	T 0.457	TM 0.241
Run	**Time**	**45Sc**	**45Sc**	**47Ti**
		ppb	ppb	ppb
X		T 76.254%	59.192%	M 2336.000
%RSD		T 0.898	5.471	M 0.908
Run	**Time**	**51V**	**52Cr**	**53Cl O**
		ppb	ppb	ppb
X		133.800	M 196.100	4.706
%RSD		1.706	M 2.196	32.170
Run	**Time**	**55Mn**	**56Fe**	**59Co**
		ppb	ppb	ppb
X		TM 4226.000	TM 87690.000	20.890
%RSD		TM 0.183	TM 1.135	2.891
Run	**Time**	**60Ni**	**65Cu**	**66Zn**
		ppb	ppb	ppb
X		122.600	125.700	M 1047.000
%RSD		2.495	1.467	M 2.069
Run	**Time**	**72Ge**	**75As**	**77Ar Cl**
		ppb	ppb	ppb
X		51.962%	17.360	0.647
%RSD		4.647	2.140	17.700
Run	**Time**	**78Se**	**88Sr**	**95Mo**
		ppb	ppb	ppb
X		4.307	M 706.000	11.380
%RSD		9.773	M 0.657	3.248
Run	**Time**	**105Pd**	**107Ag**	**108Mo O**
		ppb	ppb	ppb
X		0.000	0.515	-162.400
%RSD		0.000	1.810	4.722
Run	**Time**	**111Cd**	**115In**	**118Sn**
		ppb	ppb	ppb
X		6.295	62.201%	37.850
%RSD		4.344	4.174	0.635
Run	**Time**	**121Sb**	**137Ba**	**205Tl**
		ppb	ppb	ppb
X		2.851	M 617.400	0.184
%RSD		5.391	M 1.067	5.278
Run	**Time**	**208Pb**	**209Bi**	
		ppb	ppb	
X		TM 926.800	60.109%	
%RSD		TM 0.683	2.571	

LEXPD 6/22/2009 17:31:38 QC Status: PASS (Initial: PASS)

User Pre -dilution: 1.000

Run	Time	6Li	9Be	10B
		ppb	ppb	ppb
X		61.289%	14.530	152.400
%RSD		2.177	1.972	5.635
Run	**Time**	**23Na**	**25Mg**	**27Al**
		ppb	ppb	ppb
X		6159.000	M 148200.000	TM 117200.000
%RSD		1.338	M 0.715	TM 0.695
Run	**Time**	**35Cl**	**39K**	**43Ca**
		ppb	ppb	ppb
X		T 0.000	T 5098.000	TM 610900.000
%RSD		T 0.000	T 0.259	TM 0.369
Run	**Time**	**45Sc**	**45Sc**	**47Ti**
		ppb	ppb	ppb
X		T 78.832%	60.630%	M 3916.000
%RSD		T 0.918	5.517	M 1.187
Run	**Time**	**51V**	**52Cr**	**53CLO**
		ppb	ppb	ppb
X		M 290.800	M 264.400	8.363
%RSD		M 1.590	M 1.408	12.990
Run	**Time**	**55Mn**	**56Fe**	**59Co**
		ppb	ppb	ppb
X		TM 12400.000	TM 79000.000	29.620
%RSD		TM 0.377	TM 1.224	0.444
Run	**Time**	**60Ni**	**65Cu**	**66Zn**
		ppb	ppb	ppb
X		56.210	126.600	M 1501.000
%RSD		2.428	0.891	M 0.896
Run	**Time**	**72Ge**	**75As**	**77ARCL**
		ppb	ppb	ppb
X		51.130%	12.820	0.648
%RSD		4.064	2.273	26.120
Run	**Time**	**78Se**	**88Sr**	**95Mo**
		ppb	ppb	ppb
X		9.478	M 1348.000	7.343
%RSD		6.301	M 0.801	3.172
Run	**Time**	**105Pd**	**107Ag**	**108MOO**
		ppb	ppb	ppb
X		0.000	0.434	-170.600
%RSD		0.000	0.933	19.130
Run	**Time**	**111Cd**	**115In**	**118Sn**
		ppb	ppb	ppb
X		14.400	61.048%	29.380
%RSD		3.112	4.275	0.751
Run	**Time**	**121Sb**	**137Ba**	**205Tl**
		ppb	ppb	ppb
X		5.134	M 1544.000	0.064
%RSD		4.253	M 0.518	10.740
Run	**Time**	**208Pb**	**209Bi**	
		ppb	ppb	
X		M 316.700	54.053%	
%RSD		M 0.422	1.595	

LEXPN 6/22/2009 17:35:36 QC Status: PASS (Initial: PASS)

User Pre-dilution: 1.000

Run	Time	6Li	9Be	10B
		ppb	ppb	ppb
X		75.827%	12.000	19.330
%RSD		1.517	0.834	2.779
Run	Time	23Na	25Mg	27Al
		ppb	ppb	ppb
X		2361.000	2458.000	M 5181.000
%RSD		0.501	1.845	M 1.354
Run	Time	35Cl	39K	43Ca
		ppb	ppb	ppb
X		0.000	964.000	18330.000
%RSD		0.000	0.446	0.348
Run	Time	45Sc	45Sc	47Ti
		ppb	ppb	ppb
X		T 91.500%	72.268%	M 210.600
%RSD		T 0.089	4.281	M 1.311
Run	Time	51V	52Cr	53Cl D
		ppb	ppb	ppb
X		61.910	52.050	-5.154
%RSD		1.445	1.596	12.250
Run	Time	55Mn	56Fe	59Co
		ppb	ppb	ppb
X		TM 1136.000	TM 331700.000	133.600
%RSD		TM 0.368	TM 1.358	1.850
Run	Time	60Ni	65Cu	66Zn
		ppb	ppb	ppb
X		M 353.600	M 447.000	M 1257.000
%RSD		M 1.390	M 1.834	M 1.161
Run	Time	72Ge	75As	77Ar Cl
		ppb	ppb	ppb
X		72.505%	113.600	0.381
%RSD		4.425	0.408	26.680
Run	Time	78Se	88Sr	95Mo
		ppb	ppb	ppb
X		4.314	93.640	3.841
%RSD		13.700	0.173	2.751
Run	Time	105Pd	107Ag	103Rh O
		ppb	ppb	ppb
X		0.000	0.590	-72.780
%RSD		0.000	3.869	7.036
Run	Time	111Cd	115In	118Sn
		ppb	ppb	ppb
X		5.650	79.292%	25.730
%RSD		3.634	3.463	0.626
Run	Time	121Sb	137Ba	205Tl
		ppb	ppb	ppb
X		19.150	M 828.000	0.085
%RSD		1.959	M 0.660	16.490
Run	Time	208Pb	209Bi	
		ppb	ppb	
X		M 240.200	75.769%	
%RSD		M 0.554	0.926	

LEXPP 6/22/2009 17:39:39 QC Status: PASS (Initial: PASS)

User Pre -dilution: 1.000

Run	Time	6Li	9Be	10B
		ppb	ppb	ppb
X		67.737%	7.933	16.730
%RSD		1.176	1.088	8.372
Run	**Time**	**23Na**	**25Mg**	**27Al**
		ppb	ppb	ppb
X		3280.000	22870.000	M 28890.000
%RSD		0.314	1.856	M 1.049
Run	**Time**	**35Cl**	**39K**	**43Ca**
		ppb	ppb	ppb
X		0.000	T 3671.000	TM 233300.000
%RSD		0.000	T 0.505	TM 0.319
Run	**Time**	**45Sc**	**45Sc**	**47Ti**
		ppb	ppb	ppb
X		T 75.192%	60.584%	M 969.200
%RSD		T 0.450	6.120	M 2.461
Run	**Time**	**51V**	**52Cr**	**53Cl O**
		ppb	ppb	ppb
X		M 396.100	M 215.900	8.925
%RSD		M 1.007	M 1.585	10.820
Run	**Time**	**55Mn**	**56Fe**	**59Co**
		ppb	ppb	ppb
X		TM 8360.000	TM 199300.000	128.800
%RSD		TM 0.297	TM 0.554	1.912
Run	**Time**	**60Ni**	**65Cu**	**66Zn**
		ppb	ppb	ppb
X		113.700	86.590	M 1425.000
%RSD		3.431	0.881	M 0.359
Run	**Time**	**72Ge**	**75As**	**77Ar Cl**
		ppb	ppb	ppb
X		58.248%	47.290	0.532
%RSD		4.413	1.612	12.750
Run	**Time**	**78Se**	**88Sr**	**95Mo**
		ppb	ppb	ppb
X		5.051	M 910.500	4.304
%RSD		6.536	M 1.642	5.841
Run	**Time**	**105Pd**	**107Ag**	**108 Mo O**
		ppb	ppb	ppb
X		0.000	1.028	-61.430
%RSD		0.000	2.418	16.000
Run	**Time**	**111Cd**	**115In**	**118Sn**
		ppb	ppb	ppb
X		10.680	66.233%	19.510
%RSD		2.092	3.774	0.831
Run	**Time**	**121Sb**	**137Ba**	**205Tl**
		ppb	ppb	ppb
X		5.987	M 1127.000	0.276
%RSD		4.328	M 1.939	5.934
Run	**Time**	**208Pb**	**209Bi**	
		ppb	ppb	
X		TM 538.400	65.395%	
%RSD		TM 1.737	1.072	

LEXP7 6/22/2009 17:51:55 QC Status: PASS (Initial: PASS)

User Pre-dilution: 1.000

Run	Time	6Li	9Be	10B
		ppb	ppb	ppb
X		67.485%	15.230	21.370
%RSD		1.203	0.587	7.487
Run	**Time**	**23Na**	**25Mg**	**27Al**
		ppb	ppb	ppb
X		568.200	17270.000	M 37370.000
%RSD		2.186	0.719	M 1.401
Run	**Time**	**35Cl**	**39K**	**43Ca**
		ppb	ppb	ppb
X		0.000	T 4060.000	73920.000
%RSD		0.000	T 0.472	0.881
Run	**Time**	**45Sc**	**45Sc**	**47Ti**
		ppb	ppb	ppb
X		T 75.108%	60.265%	M 1309.000
%RSD		T 0.262	5.727	M 1.780
Run	**Time**	**51V**	**52Cr**	**53Cl O**
		ppb	ppb	ppb
X		M 360.600	M 322.400	14.530
%RSD		M 1.116	M 0.910	7.011
Run	**Time**	**55Mn**	**56Fe**	**59Co**
		ppb	ppb	ppb
X		TM 1435.000	TM 152000.000	173.400
%RSD		TM 0.448	TM 0.521	1.767
Run	**Time**	**60Ni**	**65Cu**	**66Zn**
		ppb	ppb	ppb
X		M 218.900	M 1299.000	M 4845.000
%RSD		M 1.978	M 2.400	M 1.362
Run	**Time**	**72Ge**	**75As**	**77Ar Cl**
		ppb	ppb	ppb
X		60.303%	51.290	0.721
%RSD		4.362	0.535	25.190
Run	**Time**	**78Se**	**88Sr**	**95Mo**
		ppb	ppb	ppb
X		8.437	M 295.900	23.890
%RSD		3.864	M 0.996	2.257
Run	**Time**	**105Pd**	**107Ag**	**108Pd Ar**
		ppb	ppb	ppb
X		0.000	3.089	-140.400
%RSD		0.000	1.157	13.560
Run	**Time**	**111Cd**	**115In**	**118Sn**
		ppb	ppb	ppb
X		29.530	66.173%	32.690
%RSD		0.977	4.270	0.214
Run	**Time**	**121Sb**	**137Ba**	**205Tl**
		ppb	ppb	ppb
X		42.110	M 702.500	0.612
%RSD		1.429	M 0.916	8.390
Run	**Time**	**208Pb**	**209Bi**	
		ppb	ppb	
X		TM 1341.000	72.536%	
%RSD		TM 0.543	2.344	

North Canton

LEXQQ 6/22/2009 17:55:54 QC Status: PASS (Initial: PASS)

User Pre -dilution: 1.000

Run	Time	6Li	9Be	10B
		ppb	ppb	ppb
X		78.478%	12.880	34.220
%RSD		0.839	0.907	4.572
Run	Time	23Na	25Mg	27Al
		ppb	ppb	ppb
X		2570.000	2938.000	M 5715.000
%RSD		1.571	0.450	M 1.944
Run	Time	35Cl	39K	43Ca
		ppb	ppb	ppb
X		T 0.000	T 1052.000	20660.000
%RSD		T 0.000	T 0.755	0.890
Run	Time	45Sc	45Sc	47Ti
		ppb	ppb	ppb
X		T 95.074%	71.656%	M 421.900
%RSD		T 0.621	4.926	M 1.985
Run	Time	51V	52Cr	53Cl(O)
		ppb	ppb	ppb
X		101.900	94.270	2.124
%RSD		2.935	1.674	86.080
Run	Time	55Mn	56Fe	59Co
		ppb	ppb	ppb
X		TM 1818.000	TM 491500.000	162.200
%RSD		TM 0.142	TM 1.492	2.170
Run	Time	60Ni	65Cu	66Zn
		ppb	ppb	ppb
X		M 427.400	M 560.800	M 1203.000
%RSD		M 1.985	M 2.058	M 1.981
Run	Time	72Ge	75As	77Ar Cl
		ppb	ppb	ppb
X		71.541%	125.100	0.375
%RSD		4.759	0.831	11.860
Run	Time	78Se	88Sr	95Mo
		ppb	ppb	ppb
X		4.403	113.400	5.710
%RSD		10.550	0.167	3.607
Run	Time	105Pd	107Ag	108Mo O
		ppb	ppb	ppb
X		0.000	0.672	-62.550
%RSD		0.000	1.875	24.240
Run	Time	111Cd	115In	118Sn
		ppb	ppb	ppb
X		4.313	78.331%	35.050
%RSD		6.682	3.701	1.190
Run	Time	121Sb	137Ba	205Tl
		ppb	ppb	ppb
X		23.640	M 1006.000	0.366
%RSD		0.751	M 1.020	5.929
Run	Time	208Pb	209Bi	
		ppb	ppb	
X		M 300.400	71.837%	
%RSD		M 0.819	1.126	

North Canton

LEXPD/5 6/23/2009 14:28:17 QC Status: PASS (Initial: PASS)

User Pre-dilution: 1.000

Run	Time	6Li	9Be	10B
		ppb	ppb	ppb
X		89.113%	3.205	33.360
%RSD		1.075	0.300	1.016
Run	Time	23Na	25Mg	27Al
		ppb	ppb	ppb
X		1323.000	35470.000	M 26640.000
%RSD		0.639	1.187	M 1.238
Run	Time	35Cl	39K	43Ca
		ppb	ppb	ppb
X		T 0.000	1082.000	M 129600.000
%RSD		T 0.000	0.715	M 0.159
Run	Time	45Sc	45Sc	47Ti
		ppb	ppb	ppb
X		T 96.685%	92.856%	M 803.600
%RSD		T 0.857	4.876	M 2.774
Run	Time	51V	52Cr	53Cr O
		ppb	ppb	ppb
X		58.190	54.800	2.443
%RSD		0.920	0.656	25.500
Run	Time	55Mn	56Fe	59Co
		ppb	ppb	ppb
X		TM 2699.000	T 16630.000	6.390
%RSD		TM 0.177	T 0.361	3.324
Run	Time	60Ni	65Cu	66Zn
		ppb	ppb	ppb
X		12.730	29.050	M 361.500
%RSD		1.569	1.509	M 0.687
Run	Time	72Ge	75As	77Ar Cl
		ppb	ppb	ppb
X		88.352%	3.318	0.164
%RSD		3.691	8.220	37.300
Run	Time	78Se	88Sr	95Mo
		ppb	ppb	ppb
X		2.215	M 252.000	1.384
%RSD		15.460	M 1.017	6.826
Run	Time	105Pd	107Ag	103Rh O
		ppb	ppb	ppb
X		0.000	0.096	-13.050
%RSD		0.000	10.020	188.000
Run	Time	111Cd	115In	118Sn
		ppb	ppb	ppb
X		3.370	91.972%	6.245
%RSD		2.524	4.163	3.863
Run	Time	121Sb	137Ba	205Tl
		ppb	ppb	ppb
X		1.084	M 297.400	0.067
%RSD		1.807	M 1.177	20.150
Run	Time	208Pb	209Bi	
		ppb	ppb	
X		65.010	87.489%	
%RSD		0.497	0.834	

North Canton

LEXQQ 6/23/2009 14:36:14 QC Status: PASS (Initial: PASS)

User Pre -dilution: 1.000

Run	Time	6Li	9Be	10B
		ppb	ppb	ppb
X		87.880%	11.370	29.400
%RSD		0.705	1.995	0.624
Run	Time	23Na	25Mg	27Al
		ppb	ppb	ppb
X		2575.000	2982.000	M 5700.000
%RSD		0.606	0.902	M 2.351
Run	Time	35Cl	39K	43Ca
		ppb	ppb	ppb
X		0.000	1076.000	20730.000
%RSD		0.000	0.605	0.540
Run	Time	45Sc	45Sc	47Ti
		ppb	ppb	ppb
X		I 105.135%	87.379%	M 407.700
%RSD		I 0.605	3.152	M 1.080
Run	Time	51V	52Cr	53Cl [O]
		ppb	ppb	ppb
X		97.580	92.020	1.325
%RSD		1.958	0.736	84.560
Run	Time	55Mn	56Fe	59Co
		ppb	ppb	ppb
X		TM 1827.000	TM 493000.000	159.400
%RSD		TM 0.918	TM 0.151	1.169
Run	Time	60Ni	65Cu	66Zn
		ppb	ppb	ppb
X		M 423.100	M 553.400	M 1236.000
%RSD		M 1.935	M 1.902	M 0.595
Run	Time	72Ge	75As	77Ar [Cl]
		ppb	ppb	ppb
X		83.731%	125.400	0.452
%RSD		3.302	0.910	9.371
Run	Time	78Se	88Sr	95Mo
		ppb	ppb	ppb
X		4.078	116.800	5.366
%RSD		4.399	0.962	4.586
Run	Time	105Pd	107Ag	108Mo [O]
		ppb	ppb	ppb
X		0.000	0.716	-34.800
%RSD		0.000	6.470	6.216
Run	Time	111Cd	115In	118Sn
		ppb	ppb	ppb
X		4.279	91.989%	35.740
%RSD		1.628	3.399	0.881
Run	Time	121Sb	137Ba	205Tl
		ppb	ppb	ppb
X		23.790	M 1022.000	0.471
%RSD		2.498	M 0.149	4.996
Run	Time	208Pb	209Bi	
		ppb	ppb	
X		M 319.000	83.658%	
%RSD		M 0.999	1.247	

LEXQQ/5 6/24/2009 08:59:45 QC Status: PASS (Initial: PASS)

User Pre -dilution: 1.000

Run	Time	6Li	9Be	10B
		ppb	ppb	ppb
X		83.126%	2.890	8.404
%RSD		0.620	3.532	2.032
Run	Time	23Na	25Mg	27Al
		ppb	ppb	ppb
X		511.900	637.900	M 1182.000
%RSD		0.983	6.570	M 1.595
Run	Time	35Cl	39K	43Ca
		ppb	ppb	ppb
X		T 0.000	215.900	4296.000
%RSD		T 0.000	0.694	0.428
Run	Time	45Sc	45Sc	47Ti
		ppb	ppb	ppb
X		T 96.596%	101.880%	85.220
%RSD		T 0.359	3.974	2.168
Run	Time	51V	52Cr	53Cl O
		ppb	ppb	ppb
X		19.240	18.290	0.204
%RSD		3.402	2.870	603.700
Run	Time	55Mn	56Fe	59Co
		ppb	ppb	ppb
X		T 362.800	TM 100900.000	33.200
%RSD		T 0.133	TM 0.355	2.216
Run	Time	60Ni	65Cu	66Zn
		ppb	ppb	ppb
X		92.740	121.800	M 283.100
%RSD		3.417	2.229	M 1.535
Run	Time	72Ge	75As	77Ar Cl
		ppb	ppb	ppb
X		99.832%	28.170	0.073
%RSD		3.082	3.415	94.130
Run	Time	78Se	88Sr	95Mo
		ppb	ppb	ppb
X		1.103	22.860	1.674
%RSD		13.090	0.332	14.410
Run	Time	105Pd	107Ag	103Rh O
		ppb	ppb	ppb
X		0.000	0.164	-15.950
%RSD		0.000	1.278	38.330
Run	Time	111Cd	115In	118Sn
		ppb	ppb	ppb
X		0.987	96.962%	7.450
%RSD		3.378	2.997	1.744
Run	Time	121Sb	137Ba	205Tl
		ppb	ppb	ppb
X		5.217	M 198.400	0.328
%RSD		2.311	M 0.830	5.382
Run	Time	208Pb	209Bi	
		ppb	ppb	
X		59.810	97.538%	
%RSD		0.764	0.785	

METHOD BLANK REPORT

General Chemistry

Client Lot #...: 9F15107 **Matrix.....:** SOLID

PARAMETER	RESULT	REPORTING LIMIT	UNITS	METHOD	PREPARATION-ANALYSIS DATE	PREP BATCH #
Acid-soluble sulfide		Work Order #: LE5251AA		MB Lot-Sample #:	A9F180000-140	
	ND	30.0	mg/kg	SW846 9030B/9034	06/18/09	9169140
		Dilution Factor: 1				
Cyanide, Total		Work Order #: LE7A41AA		MB Lot-Sample #:	A9F180000-432	
	ND	0.50	mg/kg	SW846 9012A	06/18/09	9169432
		Dilution Factor: 1				
Cyanide, Total		Work Order #: LFJDT1AA		MB Lot-Sample #:	A9F240000-366	
	ND	0.50	mg/kg	SW846 9012A	06/24/09	9175366
		Dilution Factor: 1				
Percent Solids		Work Order #: LE6Q21AA		MB Lot-Sample #:	A9F180000-281	
	ND	10.0	%	MCAWW 160.3 MOD	06/18-06/19/09	9169281
		Dilution Factor: 1				

NOTE(S):

Calculations are performed before rounding to avoid round-off errors in calculated results.

SAMPLE DUPLICATE EVALUATION REPORT

General Chemistry

Client Lot #...: A9F150107 **Work Order #...:** LE64V-SMP LE64V-DUP **Matrix.....:** WASTE

Date Sampled...: 06/15/09 15:30 **Date Received..:** 06/18/09

PARAM	RESULT	DUPLICATE RESULT	UNITS	RPD	RPD LIMIT	METHOD	PREPARATION-ANALYSIS DATE	PREP BATCH #
Flashpoint						SD Lot-Sample #: H9F180243-002		
	68	70	deg F	1.4	(0-20)	SW846 1010	06/24/09	9175444
			Dilution Factor: 1					

Tetra Tech NUS **INTERNAL CORRESPONDENCE**

TO:	**M. MARTIN**	**DATE:**	**APRIL 27TH, 2009**
FROM:	**MEGAN CARSON**	**COPIES:**	**DV FILE**
SUBJECT:	**ORGANIC DATA VALIDATION- PCB LOCKHEED MIDDLE RIVER-BLOCK E SDG 810137**		
SAMPLES:	10/Soil		

SB-547-2	SB-547-SS0-0.5	SB-547-SS0-0.5-1	SB-553-2
SB-553-SS0.5-1	SB-553-SS[CS]	SB-554-2	SB-554-SS0.5-1
SB-554-SS[C5]	SB-DUP-3		

Overview

The sample set for Lockheed Middle River, SDG 810137 consists of ten (10) soil samples. The samples were analyzed for polychlorinated biphenyls (PCB). One field duplicate pair was included in this SDG: SB-568-4/SB-DUP-3.

The samples were collected by GPL Laboratories, LLLP on October 21st, 2008 and analyzed by GPL Laboratories, LLLP. All analyses were conducted in accordance with SW-846 Method 8082 analytical and reporting protocols.

The data contained in this SDG were validated with regard to the following parameters: data completeness, holding times, initial/continuing calibrations, laboratory method blank results, surrogate spike recoveries, blank spike results, matrix spike / matrix spike duplicate results, chromatographic resolution, compound identification, compound quantitation, field duplicates, and detection limits. Areas of concern are listed below.

Major

- None.

Minor

- Field Duplicate imprecision (relative percent difference-RPD was >50%) was noted for Aroclor 1260 in the sample pair SB-568-4/SB-DUP-3.Positive results for Aroclor 1260 were qualified as estimated (J).

Notes

- The matrix spike and matrix spike duplicate for sample SB-554-SS[C5] had high RPD for both Aroclor 1016 and Aroclor 1260. No validation action was required as sample concentration was >2X the spike added.

• The following samples were analyzed at dilutions to bring Aroclor-1260 within linear calibration range:

Sample	Dilution Factor
SB-553-SS[CS]	5X
SB-554-SS[CS]	5X

•Sample SB-553-2 had a high percent recovery for surrogate tetrachloro-m-xylene on both columns. Sample results were non-detected therefore, no validation action was warranted.
•The continuing calibration verification performed on instrument HP5890#U on 10/23/08 had a percent standard deviation greater than the quality control limit of 15 % for Aroclor 1260. No validation action was warranted as all associated sample results were non-detected.
•Two field sample IDs were incorrectly transcribed on Form 1 and in the EDD by the lab. The reviewer amended the Form Is and the database.

Executive Summary

Laboratory Performance: None.

Other Factors Affecting Data Quality: Field duplicate imprecision.

The data for these analyses were reviewed with reference to Region III modifications to U.S. EPA National Functional Guidelines for Organic Data Validation (Sept. 1994). The text of this report has been formulated to address only those problem areas affecting data quality.

Megan Carson

Tetra Tech NUS
Megan Carson
Chemist/Data Validator

Tetra Tech NUS
Joseph A. Samchuck
Quality Assurance Officer

Attachments:
Appendix A – Qualified Analytical Results
Appendix B – Results as Reported by the Laboratory
Appendix C – Support Documentation

Appendix A

Qualified Analytical Results

PROJ_NO: 02135	NSAMPLE	SB-547-2			SB-547-SS0.5-1			SB-547-SS0-0.5			SB-553-2		
SDG: 810137	LAB_ID	810137-005-005-1/1			810137-004-004-1/1			810137-003-003-1/1			810137-002-002-1/1		
FRACTION: PEST/PCB	SAMP_DATE	10/21/2008			10/21/2008			10/21/2008			10/21/2008		
MEDIA: SOIL	QC_TYPE	NM			NM			NM			NM		
	UNITS	UG/KG			UG/KG			UG/KG			UG/KG		
	PCT_SOLIDS	88.0			90.6			89.1			82.1		
	DUP_OF												
PARAMETER		RESULT	VQL	QLCD	RESULT	VQL	QLCD	RESULT	VQL	QLCD	RESULT	VQL	QLCD
AROCLOR-1016		19	U		18	U		19	U		20	U	
AROCLOR-1221		19	U		18	U		19	U		20	U	
AROCLOR-1232		19	U		18	U		19	U		20	U	
AROCLOR-1242		19	U		18	U		19	U		20	U	
AROCLOR-1248		19	U		18	U		19	U		20	U	
AROCLOR-1254		19	U		18	U		19	U		20	U	
AROCLOR-1260		19	U		18	U		19	U		20	U	

PROJ_NO: 02135	NSAMPLE	SB-553-SS[CS]			SB-553-SS0.5-1			SB-554-2			SB-554-SS[C5]		
SDG: 810137	LAB_ID	810137-012-012-1/1 D			810137-001-001-1/1			810137-009-009-1/1			810137-016-016-1/1 D		
FRACTION: PEST/PCB	SAMP_DATE	10/21/2008			10/21/2008			10/21/2008			10/21/2008		
MEDIA: SOIL	QC_TYPE	NM			NM			NM			NM		
	UNITS	UG/KG			UG/KG			UG/KG			UG/KG		
	PCT_SOLIDS	93.0			85.9			87.9			96.3		
	DUP_OF												
PARAMETER		RESULT	VQL	QLCD	RESULT	VQL	QLCD	RESULT	VQL	QLCD	RESULT	VQL	QLCD
AROCLOR-1016		90	U		19	U		19	U		87	U	
AROCLOR-1221		90	U		19	U		19	U		87	U	
AROCLOR-1232		90	U		19	U		19	U		87	U	
AROCLOR-1242		90	U		19	U		19	U		87	U	
AROCLOR-1248		90	U		19	U		19	U		87	U	
AROCLOR-1254		90	U		19	U		19	U		87	U	
AROCLOR-1260		410			19	U		19	U		480		

PROJ_NO: 02135 SDG: 810137 FRACTION: PEST/PCB MEDIA: SOIL	NSAMPLE	SB-554-SS0.5-1			SB-DUP-3		
	LAB_ID	810137-008-008-1/1			810137-015-015-1/1		
	SAMP_DATE	10/21/2008			10/21/2008		
	QC_TYPE	NM			NM		
	UNITS	UG/KG			UG/KG		
	PCT_SOLIDS	89.6			86.7		
	DUP_OF				SB-568-4		
PARAMETER		RESULT	VQL	QLCD	RESULT	VQL	QLCD
AROCLOR-1016		19	U		19	U	
AROCLOR-1221		19	U		19	U	
AROCLOR-1232		19	U		19	U	
AROCLOR-1242		19	U		19	U	
AROCLOR-1248		19	U		19	U	
AROCLOR-1254		19	U		19	U	
AROCLOR-1260		19	U		43	J	G

Appendix B

Results as Reported by the Laboratory

GPL Laboratories

GPL
FORM 1
ANALYSIS DATA SHEET

SAMPLE NO
SB-547-2

Lab Name :	GPL Laboratories	Client. :	Tetra Tech NUS
Lab Code :	GPL	SAS NO. :	
Case No. :		SDG NO :	810137
Matrix : (Soil / Water)	SOIL	Lab Sample ID :	810137-005-005-1/1
Sample Volume :	30.01	Lab File ID :	U0316874.D
% Moisture:	11.96	Date Received	10/21/2008
Extraction:	SW3550	Date Extracted:	10/23/2008
Extract Volume:	10 mL	Date Analyzed	10/23/2008
Injection Volume :	1 µL	Dilution Factor :	1
GPC Clean up (Y/N):	pH:		

Concentration Units (ug/L or ug/kg dry weight) : ug/kg

CAS NO	COMPOUND		Q
12674-11-2	PCB-1016	19	U
11104-28-2	PCB-1221	19	U
11141-16-5	PCB-1232	19	U
53469-21-9	PCB-1242	19	U
12672-29-6	PCB-1248	19	U
11097-69-1	PCB-1254	19	U
11096-82-5	PCB-1260	19	U

GPL Laboratories

GPL
FORM I
ANALYSIS DATA SHEET

SAMPLE NO
SB-547-~~550~~ 550-0.5

MMC 4/7/09

Lab Name :	GPL Laboratories	Client. :	Tetra Tech NUS
Lab Code :	GPL	SAS NO. :	
Case No. :		SDG NO :	810137
Matrix : (Soil / Water)	SOIL	Lab Sample ID :	810137-003-003-1/1
Sample Volume :	30	Lab File ID :	U0316872.D
% Moisture:	10.94	Date Received	10/21/2008
Extraction:	SW3550	Date Extracted:	10/23/2008
Extract Volume:	10 mL	Date Analyzed	10/23/2008
Injection Volume :	1 µL	Dilution Factor :	1
GPC Clean up (Y/N):	pH:		

Concentration Units (ug/L or ug/kg dry weight) : ug/kg

CAS NO	COMPOUND		Q
12674-11-2	PCB-1016	19	U
11104-28-2	PCB-1221	19	U
11141-16-5	PCB-1232	19	U
53469-21-9	PCB-1242	19	U
12672-29-6	PCB-1248	19	U
11097-69-1	PCB-1254	19	U
11096-82-5	PCB-1260	19	U

GPL Laboratories

GPL
FORM 1
ANALYSIS DATA SHEET

SAMPLE NO
SB-547-~~550-0.5-1~~ SSC.5-1 mmc 4/27/09

Lab Name :	GPL Laboratories	Client. :	Tetra Tech NUS
Lab Code :	GPL	SAS NO. :	
Case No. :		SDG NO :	810137
Matrix : (Soil / Water)	SOIL	Lab Sample ID :	810137-004-004-1/1
Sample Volume :	30	Lab File ID :	U0316873.D
% Moisture:	9.39	Date Received	10/21/2008
Extraction:	SW3550	Date Extracted:	10/23/2008
Extract Volume:	10 mL	Date Analyzed	10/23/2008
Injection Volume :	1 µL	Dilution Factor :	1
GPC Clean up (Y/N):	pH:		

Concentration Units (ug/L or ug/kg dry weight) : ug/kg

CAS NO	COMPOUND		Q
12674-11-2	PCB-1016	18	U
11104-28-2	PCB-1221	18	U
11141-16-5	PCB-1232	18	U
53469-21-9	PCB-1242	18	U
12672-29-6	PCB-1248	18	U
11097-69-1	PCB-1254	18	U
11096-82-5	PCB-1260	18	U

GPL Laboratories

GPL
FORM 1
ANALYSIS DATA SHEET

SAMPLE NO
SB-553-2

Lab Name :	GPL Laboratories	Client. :	Tetra Tech NUS
Lab Code :	GPL	SAS NO. :	
Case No. :		SDG NO :	810137
Matrix : (Soil / Water)	SOIL	Lab Sample ID :	810137-002-002-1/1
Sample Volume :	30.01	Lab File ID :	U0316871.D
% Moisture:	17.9	Date Received	10/21/2008
Extraction:	SW3550	Date Extracted:	10/23/2008
Extract Volume:	10 mL	Date Analyzed	10/23/2008
Injection Volume :	1 µL	Dilution Factor :	1
GPC Clean up (Y/N):	pH:		

Concentration Units (ug/L or ug/kg dry weight) : ug/kg

CAS NO	COMPOUND		Q
12674-11-2	PCB-1016	20	U
11104-28-2	PCB-1221	20	U
11141-16-5	PCB-1232	20	U
53469-21-9	PCB-1242	20	U
12672-29-6	PCB-1248	20	U
11097-69-1	PCB-1254	20	U
11096-82-5	PCB-1260	20	U

GPL Laboratories

GPL
FORM 1
ANALYSIS DATA SHEET

SAMPLE NO
SB-553~~-550-05-1~~
SSO:5-1 mmc 4/27/09

Lab Name :	GPL Laboratories	Client. :	Tetra Tech NUS
Lab Code :	GPL	SAS NO. :	
Case No. :		SDG NO :	810137
Matrix : (Soil / Water)	SOIL	Lab Sample ID :	810137-001-001-1/1
Sample Volume :	30	Lab File ID :	U0316870.D
% Moisture:	14.15	Date Received	10/21/2008
Extraction:	SW3550	Date Extracted:	10/23/2008
Extract Volume:	10 mL	Date Analyzed	10/23/2008
Injection Volume :	1 µL	Dilution Factor :	1
GPC Clean up (Y/N):	pH:		

Concentration Units (ug/L or ug/kg dry weight) : ug/kg

CAS NO	COMPOUND		Q
12674-11-2	PCB-1016	19	U
11104-28-2	PCB-1221	19	U
11141-16-5	PCB-1232	19	U
53469-21-9	PCB-1242	19	U
12672-29-6	PCB-1248	19	U
11097-69-1	PCB-1254	19	U
11096-82-5	PCB-1260	19	U

GPL Laboratories

GPL
FORM 1
ANALYSIS DATA SHEET

SAMPLE NO
SB-553-SS[CS] DL

Lab Name :	GPL Laboratories	Client. :	Tetra Tech NUS
Lab Code :	GPL	SAS NO. :	
Case No. :		SDG NO :	810137
Matrix : (Soil / Water)	SOIL	Lab Sample ID :	810137-012-012-1/1
Sample Volume :	30	Lab File ID :	U0316886.D
% Moisture:	7.02	Date Received	10/21/2008
Extraction:	SW3550	Date Extracted:	10/23/2008
Extract Volume:	10 mL	Date Analyzed	10/24/2008
Injection Volume :	1 µL	Dilution Factor :	5
GPC Clean up (Y/N):	pH:		

Concentration Units (ug/L or ug/kg dry weight) : ug/kg

CAS NO	COMPOUND		Q
12674-11-2	PCB-1016	90	U
11104-28-2	PCB-1221	90	U
11141-16-5	PCB-1232	90	U
53469-21-9	PCB-1242	90	U
12672-29-6	PCB-1248	90	U
11097-69-1	PCB-1254	90	U
11096-82-5	PCB-1260	410	

GPL Laboratories

GPL
FORM 1
ANALYSIS DATA SHEET

SAMPLE NO
SB-554-2

Lab Name :	GPL Laboratories	Client. :	Tetra Tech NUS
Lab Code :	GPL	SAS NO. :	
Case No. :		SDG NO :	810137
Matrix : (Soil / Water)	SOIL	Lab Sample ID :	810137-009-009-1/1
Sample Volume :	30	Lab File ID :	U0316876.D
% Moisture:	12.15	Date Received	10/21/2008
Extraction:	SW3550	Date Extracted:	10/23/2008
Extract Volume:	10 mL	Date Analyzed	10/23/2008
Injection Volume :	1 µL	Dilution Factor :	1
GPC Clean up (Y/N):	pH:		

Concentration Units (ug/L or ug/kg dry weight) : ug/kg

CAS NO	COMPOUND		Q
12674-11-2	PCB-1016	19	U
11104-28-2	PCB-1221	19	U
11141-16-5	PCB-1232	19	U
53469-21-9	PCB-1242	19	U
12672-29-6	PCB-1248	19	U
11097-69-1	PCB-1254	19	U
11096-82-5	PCB-1260	19	U

GPL Laboratories

GPL
FORM I
ANALYSIS DATA SHEET

SAMPLE NO
SB-554-550-5.1
SS
mmc 4/27/09

Lab Name :	GPL Laboratories	Client. :	Tetra Tech NUS
Lab Code :	GPL	SAS NO. :	
Case No. :		SDG NO :	810137
Matrix : (Soil / Water)	SOIL	Lab Sample ID :	810137-008-008-1/1
Sample Volume :	29.99	Lab File ID :	U0316875.D
% Moisture:	10.4	Date Received	10/21/2008
Extraction:	SW3550	Date Extracted:	10/23/2008
Extract Volume:	10 mL	Date Analyzed	10/23/2008
Injection Volume :	1 µL	Dilution Factor :	1
GPC Clean up (Y/N):	pH:		

Concentration Units (ug/L or ug/kg dry weight) : ug/kg

CAS NO	COMPOUND		Q
12674-11-2	PCB-1016	19	U
11104-28-2	PCB-1221	19	U
11141-16-5	PCB-1232	19	U
53469-21-9	PCB-1242	19	U
12672-29-6	PCB-1248	19	U
11097-69-1	PCB-1254	19	U
11096-82-5	PCB-1260	19	U

GPL Laboratories

GPL
FORM I
ANALYSIS DATA SHEET

SAMPLE NO
SB-554-SS[C5] DL

Lab Name :	GPL Laboratories	Client. :	Tetra Tech NUS
Lab Code :	GPL	SAS NO. :	
Case No. :		SDG NO :	810137
Matrix : (Soil / Water)	SOIL	Lab Sample ID :	810137-016-016-1/1
Sample Volume :	30	Lab File ID :	U0316888.D
% Moisture:	3.72	Date Received	10/21/2008
Extraction:	SW3550	Date Extracted:	10/23/2008
Extract Volume:	10 mL	Date Analyzed	10/24/2008
Injection Volume :	1 µL	Dilution Factor :	5
GPC Clean up (Y/N):	pH:		

Concentration Units (ug/L or ug/kg dry weight) : ug/kg

CAS NO	COMPOUND		Q
12674-11-2	PCB-1016	87	U
11104-28-2	PCB-1221	87	U
11141-16-5	PCB-1232	87	U
53469-21-9	PCB-1242	87	U
12672-29-6	PCB-1248	87	U
11097-69-1	PCB-1254	87	U
11096-82-5	PCB-1260	480	

GPL Laboratories

GPL
FORM I
ANALYSIS DATA SHEET

SAMPLE NO
SB-DUP-3

Lab Name :	GPL Laboratories	Client. :	Tetra Tech NUS
Lab Code :	GPL	SAS NO. :	
Case No. :		SDG NO :	810137
Matrix : (Soil / Water)	SOIL	Lab Sample ID :	810137-015-015-1/1
Sample Volume :	30	Lab File ID :	U0316887.D
% Moisture:	13.3	Date Received	10/21/2008
Extraction:	SW3550	Date Extracted:	10/23/2008
Extract Volume:	10 mL	Date Analyzed	10/24/2008
Injection Volume :	1 µL	Dilution Factor :	1
GPC Clean up (Y/N):	pH:		

Concentration Units (ug/L or ug/kg dry weight) : ug/kg

CAS NO	COMPOUND		Q
12674-11-2	PCB-1016	19	U
11104-28-2	PCB-1221	19	U
11141-16-5	PCB-1232	19	U
53469-21-9	PCB-1242	19	U
12672-29-6	PCB-1248	19	U
11097-69-1	PCB-1254	19	U
11096-82-5	PCB-1260	43	

Appendix C

Support Documentation

LOCKHEED MIDDLE RIVER
SOIL DATA
810137 AND 810141

FRACTION	CHEMICAL	SB-DUP-3	UNITS	SB-568-4	RPD	D
PEST/PCB	AROCLOR-1260	43	UG/KG	89	**69.70**	46.00

Current RPD Quality Control Limit: 50 %.
Shaded cells indicate RPDs that exceed the applicable quality control limit.

Megan Carson Lockheed Martin Block-E SDG 810137

$$\frac{71952548}{723200} = 99.49$$

$$\frac{145200000}{1338000} = 108.52$$

$$\frac{123300000}{1043000} = 118.21$$

$$\frac{156500000}{1660000} = 94.27$$

$$\frac{107700000}{756800} = 142.31$$

$$562.79/5 = 112.56$$

$$\frac{112.56 \times 10mL}{30.0g \times 1mL \times 0.867\%S} = 43.28$$

Quantitation Report

Signal #1 : I:\GCDATA\U\102408\U0316887.D\ECD1A.CH Vial: 3
Signal #2 : I:\GCDATA\U\102408\U0316887.D\ECD2B.CH
Acq On : 10-24-08 10:31:36 Operator: AA
Sample : 810137-015-015-1/1 Inst : Instrumen
Misc : SB-DUP-3,S Multiplr: 1.00
IntFile Signal #1: autoint1.e IntFile Signal #2: autoint2.e
Quant Time: Oct 27 11:33 2008 Quant Results File: 080408AU.RES

Quant Method : H:\GCDATA\METHODS\U_ICAL\080408AU.M (Chemstation Integrator)
Title : 8082_PCB_Method / 608_PCB
Last Update : Tue Aug 05 11:57:42 2008
Response via : Multiple Level Calibration
DataAcq Meth : PEST32UT.M

Volume Inj. : 1.0uL
Signal #1 Phase : RTx-CLP Signal #2 Phase: RTx-CLP2
Signal #1 Info : 0.32 Signal #2 Info : 0.32

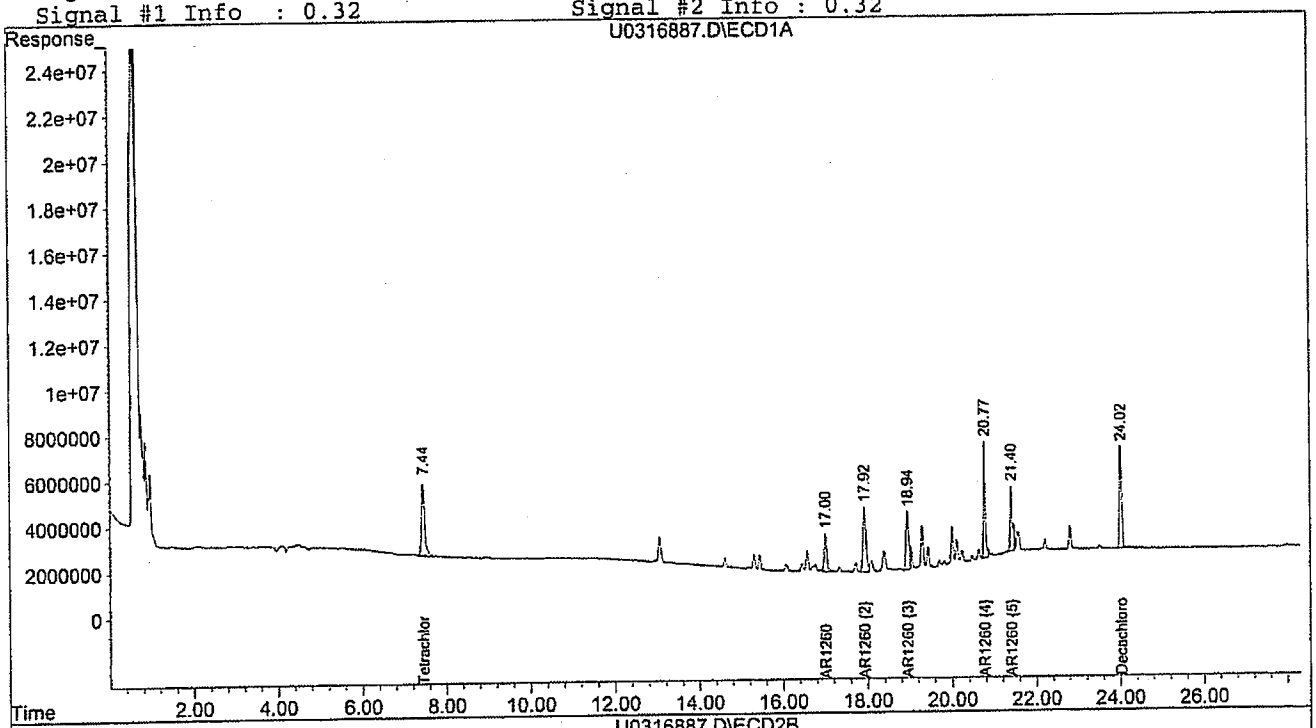

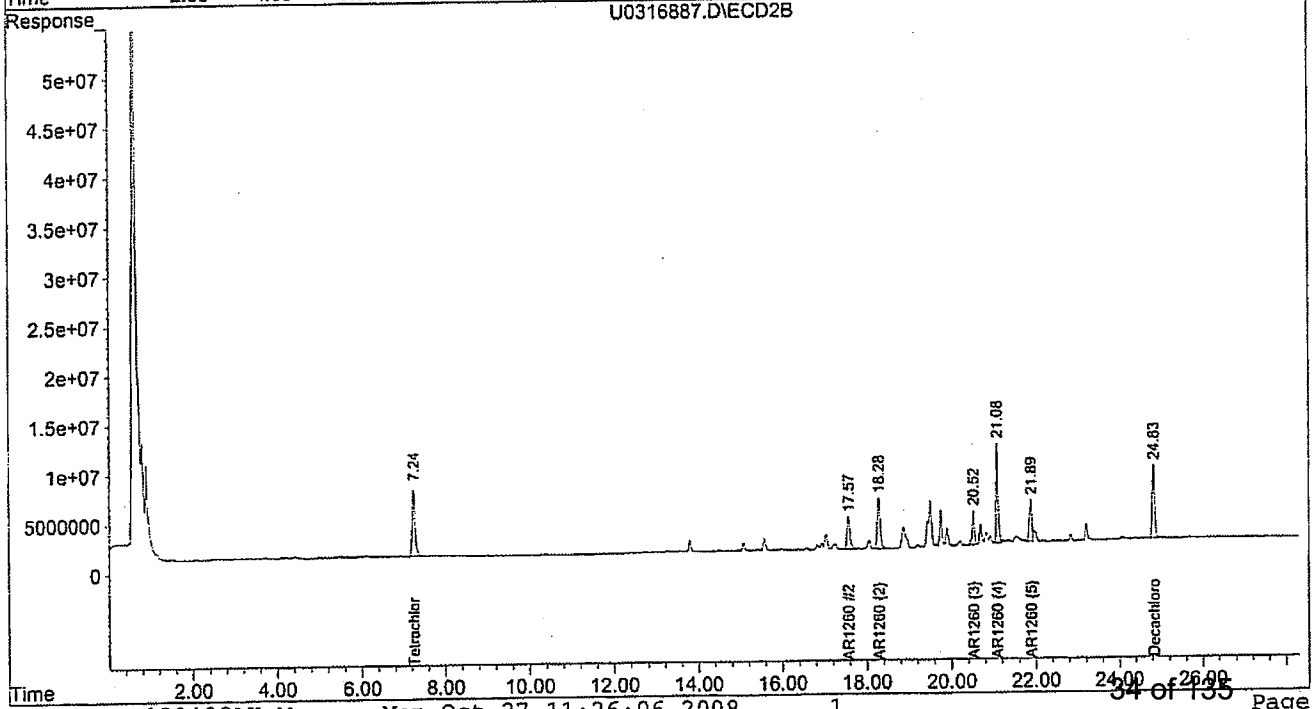

Quantitation Report

Signal #1 : I:\GCDATA\U\102408\U0316885.D\ECD1A.CH Vial: 1
Signal #2 : I:\GCDATA\U\102408\U0316885.D\ECD2B.CH
Acq On : 10-24-08 09:21:31 Operator: AA
Sample : AR1660-3 Inst : Instrumen
Misc : 8082 STD Multiplr: 1.00
IntFile Signal #1: autoint1.e IntFile Signal #2: autoint2.e
Quant Time: Oct 27 12:35 2008 Quant Results File: 080408AU.RES

Quant Method : H:\GCDATA\METHODS\U_ICAL\080408AU.M (Chemstation Integrator)
Title : 8082_PCB_Method / 608_PCB
Last Update : Tue Aug 05 11:57:42 2008
Response via : Multiple Level Calibration
DataAcq Meth : PEST32UT.M

Volume Inj. : 1.0uL
Signal #1 Phase : RTx-CLP Signal #2 Phase: RTx-CLP2
Signal #1 Info : 0.32 Signal #2 Info : 0.32

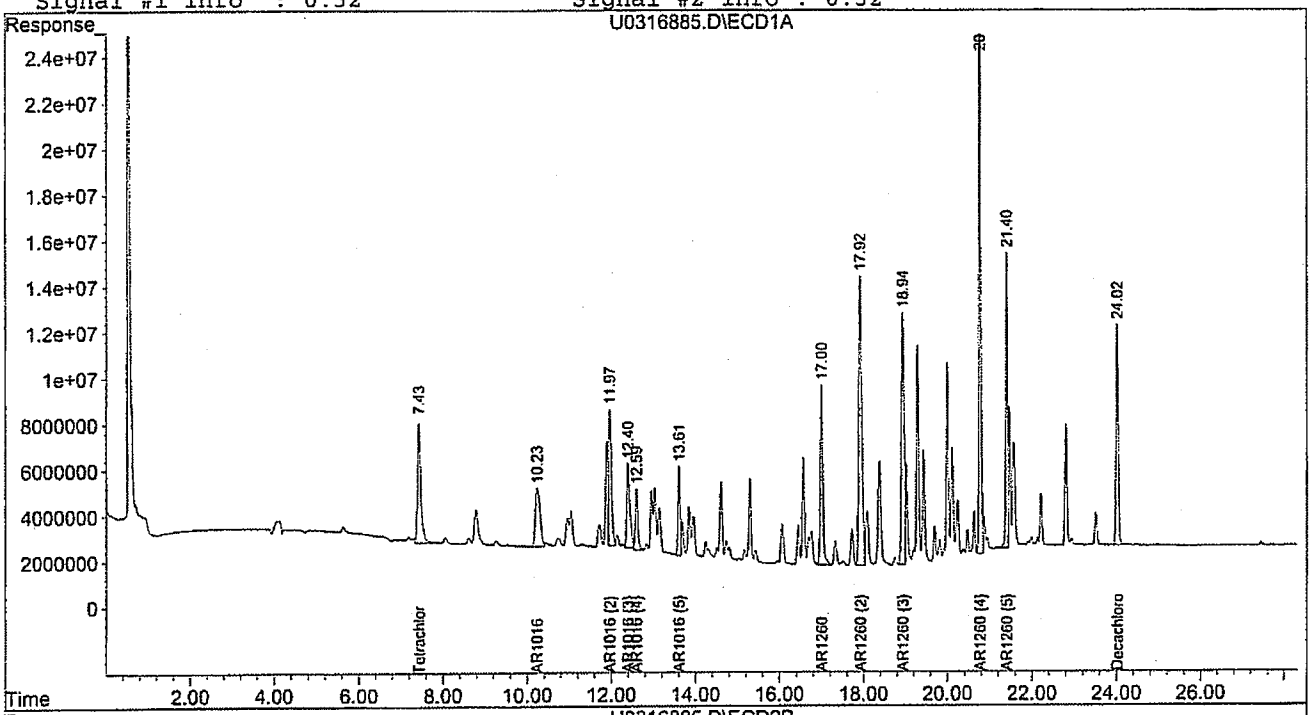

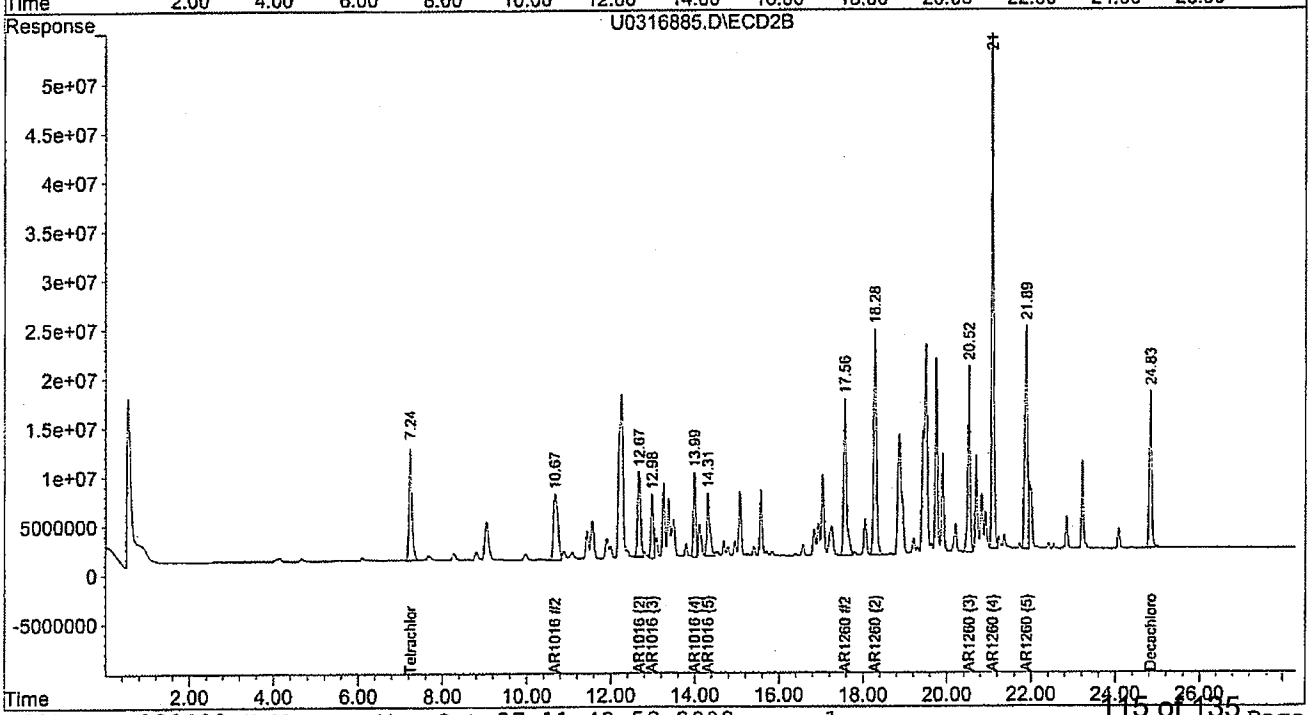

GPL LABORATORIES, LLLP

7210A Corporate Court
Frederick, MD 21703
(301) 694-5310
Fax (301) 620-0731

Contract #/Billing Reference: 112ICO1855

of Pgs.

Project: Block E Supplemental Soil Characterization
Client: TT NUS
Send Results To: Tony Apamavage
Address: 20251 Century Blvd. Suite 200
Germantown, MD 20874
Phone: (301) 528-3081

Turnaround Time: 5-Day
# of Containers: 12
Container Type: 8oz jar
Preservative Used: N/A
Type of Analysis: PCB

Sample ID#	Date Sampled	Time Sampled	Sample Matrix	Sampler's Initials	PCB	Lab Cooler No.	CLIENT COMMENTS
SB-550-SS0-0.5	10/23	0906	Soil	JP	X		
SB-553-SS0.5-1	10/23	0907	Soil	JP	X		
SB-553-2	10/23	0908	Soil	JP	X		
SB-553-3	10/23	0909	Soil	JP	X		Analyze if SB553-2 is >1 ppm
SB-553-4	10/23	0910	Soil	JP	X		Analyze if SB-553-2 is >1 ppm
SB-553-SS[illegible]	10/23	0905	Soil	JP	X		
SB-551-SS[illegible]	10/23	0928	Soil	JP	X		
SB-551-SS0.5	10/23	0929	Soil	JP	X		
SB-551-SS0.5-1	10/23	0930	Soil	JP	X		
SB-551-2	10/23	0931	Soil	JP	X		
SB-551-3	10/23	0932	Soil	JP	X		Analyze if SB-551-2 is >1 ppm
SB-551-4	10/23	0933	Soil	JP	X		Analyze if SB-551-2 is >1 ppm

Relinquished By:	Date/Time	Received By:	Relinquished By:	Received for Laboratory By:	Date/Time
[signature]	10/31 1600	[signature]			
Relinquished By:	Date/Time	Received By:	Date/Time	Shipper:	Airbill No.:
Relinquished By:	Date/Time	Received By:	Lab Comments:		Temp:

G.P. W.O. _____

GPL LABORATORIES, LLLP

7210A Corporate Court
Frederick, MD 21703
(301) 694-5310
Fax (301) 620-0731

Contract #/Billing Reference: 112ic01855

of Pgs.

Project: Block E Supplemental Soil Characterization
Client: TT NUS
Send Results To: Tony Apanavage
Address: 20251 Century Blvd. Suite 300
Germantown, MD 20874
Phone: (301) 528-3021

Sample ID#	Date Sampled	Time Sampled	Sample Matrix	Sampler's Initials	PCB										CLIENT COMMENTS
Turnaround Time					5-Day										Lab Cooler No.
# of Containers					12										
Container Type					8oz jar										
Preservative Used					N/A										
Type of Analysis															
SB-544-SS0-0.5	10/23	1036	Soil	JP	X										
SB-544-SS0.5-1	10/23	1037	Soil	JP	X										
SB-544-2	10/23	1038	Soil	JP	X										
SB-544-3	10/23	1038	Soil	JP	X										Analyze if SB-544-2 is > 1 ppm
SB-544-4	10/23	1039	Soil	JP	X										Analyze if SB-544-2 is > 1 ppm
SB-548-SS0-0.5	10/23	1100	Soil	JP	X										
SB-543-SS0.5-1	10/23	1101	Soil	JP	X										
SB-543-2	10/23	1102	Soil	JP	X										
SB-543-3	10/23	1103	Soil	JP	X										Analyze if SB-543-2 is > 1 ppm
SB-543-4	10/23	1104	Soil	JP	X										Analyze if SB-543-2 is > 1 ppm
SB-DUP5	10/23	—	Soil	JP	X										
SB-DUP6	10/23	—	Soil	JP	X										

Relinquished By:	Date/Time	Received By:	Relinquished By:	Received for Laboratory By:	Date/Time
[signature]	10/23 1600	[signature]			
Relinquished By:	Date/Time	Received By:	Date/Time	Shipper:	Airbill No.:
Relinquished By:	Date/Time	Received By:	Lab Comments:		Temp:

G.P. W.O. _____

GPL LABORATORIES, LLC

7210A Corporate Court
Frederick, MD 21703
(301) 694-5310
Fax (304) 620-0731

Contract #/Billing Reference: 112ic01855

of Pgs.

Project: Block E Supplemental Soil Characterization
Client: TT NUS
Send Results To: Tony Apanavage
Address: 20251 Century Blvd. Suite 200
Germantown, MD 20874
Phone: (301) 528-3021

Turnaround Time: 5-Day
# of Containers: 12
Container Type: 8oz jar
Preservative Used: N/A
Type of Analysis: PCB

Sample ID#	Date Sampled	Time Sampled	Sample Matrix	Sampler's Initials	PCB	Lab Cooler No.	CLIENT COMMENTS
SB-545-SS0-0.5	10/23	1117	Soil	JP	X		
SB-545-SS0.5-1	10/23	1118	Soil	JP	X		
SB-545-2	10/23	1119	Soil	JP	X		
SB-545-3	10/23	1120	Soil	JP	X		Analyze if SB-545-3 is > 1 ppm
SB-545-4	10/23	1121	Soil	JP	X		Analyze if SB-545-4 is > 1 ppm
SB-549-SS0-0.5	10/23	1010	Soil	JP	X		
SB-549-SS0.5-1	10/23	1011	Soil	JP	X		
SB-549-2	10/23	1012	Soil	JP	X		
SB-549-3	10/23	1013	Soil	JP	X		Analyze if SB-549-3 is > 1 ppm
SB-549-4	10/23	1014	Soil	JP	X		Analyze if SB-549-4 is > 1 ppm
SB-DUP-9	10/23	~~1015~~	Soil	JP	X		
SB-DUP-10	10/23	—	Soil	JP	X		

Relinquished By:	Date/Time	Received By:	Relinquished By:	Received for Laboratory By:	Date/Time
	10/23 1600				
Relinquished By:	Date/Time	Received By:	Date/Time	Shipper:	Airbill No.:
Relinquished By:	Date/Time	Received By:	Lab Comments:		Temp:

G.P. W.O. _____

GPL LABORATORIES, LLC

7210A Corporate Court
Frederick, MD 21703
(301) 694-5310
Fax (301) 620-0731

Contract #/Billing Reference: 1121C01855

of Pgs.

Project: Block E Supplemental Soil Characterization

Client: TT NUS

Send Results To: Tony Affenavage

Address: 20251 Century Blvd. Suite 200
Germantown, MD 20874

Phone: (301) 528-3021

Sample ID#	Date Sampled	Time Sampled	Sample Matrix	Sampler's Initials	Turnaround Time: 5-Day	# of Containers: 12	Container Type: 8oz Jar	Preservative Used: X	Type of Analysis: PCB	Lab Cooler No.	CLIENT COMMENTS
SB-571-SS0-05	10/23	1230	Soil	JP	X						
SB-571-SS0.5-1	10/23	1232	Soil	JP	X						
SB-571-2	10/23	1233	Soil	JP	X						
SB-571-4	10/23	1234	Soil	JP	X						
SB-571-6	10/23	1235	Soil	JP	X						Analyze if SB-571-4 is >1 ppm
SB-571-8	10/23	1236	Soil	JP	X						Analyze if SB-571-4 is >1 ppm
SB-548-SS0.5	10/23	1255	Soil	JP	X						
SB-548-SS0.5-1	10/23	1256	Soil	JP	X						
SB-548-2	10/23	1257	Soil	JP	X						
SB-548-3	10/23	1257	Soil	JP	X						
SB-548-4	10/23	1258	Soil	JP	X						
SB-DUP-7	10/23	—	Soil	JP	X						

Relinquished By:	Date/Time	Received By:	Relinquished By:	Received for Laboratory By:	Date/Time
[signature]	10/23 1600	[signature]			
Relinquished By:	Date/Time	Received By:	Date/Time	Shipper:	Airbill No.:
Relinquished By:	Date/Time	Received By:	Lab Comments:		Temp:

G.P. W.O. _____

GPL LABORATORIES, LLLP

7210A Corporate Court
Frederick, MD 21703
(301) 694-5310
Fax (301) 620-0731

Contract #/Billing Reference: 112.C01855

of Pgs.

Project: Block E Supplemental Soil Char.
Client: TT NUS
Send Results To: Tony Aparavage
Address: 20251 Century Blvd Suite 200
Germantown, MD 20874
Phone: (301) 528-3021

Sample ID#	Date Sampled	Time Sampled	Sample Matrix	Sampler's Initials	Turnaround Time: 5-Days; # of Containers: 12; Container Type: 8oz jar; Preservative Used: N/A; Type of Analysis: PCB	Lab Cooler No.	CLIENT COMMENTS
SB-546-S50-0.5	10/23	1314	Soil	JP	X		
SB-546-S50.5-1	10/23	1315	Soil	JP	X		
SB-546-2	10/23	1315	Soil	JP	X		
SB-546-3	10/23	1316	Soil	JP	X		Analyze if SB-546-3 is >1ppm
SB-546-4	10/23	1317	Soil	JP	X		Analyze if SB-546-2 is >1ppm
DUP-8	10/23	—	Soil	JP	X		
SB-541-S50-0.5	10/23	1335	Soil	JP	X		
SB-541-S50.5-1	10/23	1336	Soil	JP	X		
SB-541-2	10/23	1337	Soil	JP	X		
SB-541-3	10/23	1338	Soil	JP	X		Analyze if SB-541-3 is >1ppm
SB-541-4	10/23	1339	Soil	JP	X		Analyze if SB-541-3 is >1ppm
SB-550-S50.0-0.5	10/23	1351	Soil	JP	X		

Relinquished By:	Date/Time	Received By:	Relinquished By:	Received for Laboratory By:	Date/Time
[signature]	10/23 1600	[signature]			
Relinquished By:	Date/Time	Received By:	Date/Time	Shipper:	Airbill No.:
Relinquished By:	Date/Time	Received By:	Lab Comments:		Temp:

G.P. W.O. _____

GPL LABORATORIES, LLLP

7210A Corporate Court
Frederick, MD 21703
(301) 694-5310
Fax (301) 620-0731

Contract #/Billing Reference: 112IC01855

of Pgs.

Project: Block E Supplemental Soil Characterization
Client: TTNUS
Send Results To: Tony Aponavage
Address: 20251 Century Blvd Suite 200
Germantown MD 20874
Phone: 301 528 3021

Turnaround Time: 5 days
# of Containers: 12
Container Type: 8oz Jar
Preservative Used: None
Type of Analysis: PCB

Lab Cooler No.

Sample ID#	Date Sampled	Time Sampled	Sample Matrix	Sampler's Initials	PCB										CLIENT COMMENTS
SB-550-550-4	10/23	1352	Soil	JP	x										
SB-550-2	10/23	1353		JP	x										
SB-550-3	10/23	1355		JP	x										Analyze if SB542-2 >1ppm
SB-550-4	10/23	1356		JP	x										Analyze if SB542-2 >1ppm
SB-542-550-0.5	~~10/23~~	~~1413~~		JP	x										
SB-542-550.5-1	10/23	1413		JP	x										
SB-542-2	10/23	1414		JP	x										
SB-542-3	10/23	1415		JP	x										Analyze if SB542-2 >1ppm
SB-542-4	10/23	1416		JP	x										Analyze if SB542-2 >1ppm
SB-567-550-0.5	10/23	1437		JP	x										
SB-567-550.5-1	10/23	1437		JP	x										
SB-567-2	10/23	1438		JP	x										

Relinquished By:	Date/Time	Received By:	Relinquished By:	Received for Laboratory By:	Date/Time
[signature]	10/23 1604	[signature]			

Relinquished By:	Date/Time	Received By:	Date/Time	Shipper:	Airbill No.:

Relinquished By:	Date/Time	Received By:	Lab Comments:	Temp:

G.P. W.O. _____

GPL LABORATORIES, LLLP

7210A Corporate Court
Frederick, MD 21703
(301) 694-5310
Fax (301) 620-0731

Contract #/Billing Reference: 1121c 01855

of Pgs.

Project: Block E Supplemental Soil Characteriza
Client: TT NUS
Send Results To: Tony Apanavage
Address: 20251 Century Blvd. Suite 200
Germantown, MD 20874
Phone: (301) 528-3021

Turnaround Time: 5-Day
# of Containers: 3
Container Type: 8 oz Jar
Preservative Used: N/A
Type of Analysis: PCB

Sample ID#	Date Sampled	Time Sampled	Sample Matrix	Sampler's Initials	PCB	Lab Cooler No.	CLIENT COMMENTS
SB-567-4	10/23	1439	Soil	JP	X		
SB-567-6	10/23	1439	Soil	JP	X		Analyze if SB-567-4 fails
SB-567-8	10/23	1439	Soil	JP	X		" "

Relinquished By:	Date/Time	Received By:	Relinquished By:	Received for Laboratory By:	Date/Time
[signature]	10/27 1604	[signature]			

Relinquished By:	Date/Time	Received By:	Date/Time	Shipper:	Airbill No.:

Relinquished By:	Date/Time	Received By:	Lab Comments:	Temp:

G.P. W.O. _____

SDG 810137

SORT	UNITS	NSAMPLE	LAB_ID	QC_TYPE	SAMP_DATE	EXTR_DATE	ANAL_DATE	SMP_EXTR	EXTR_ANL	SMP_ANL
PCS	%	SB-547-550-0.5	810137-003-003-1	NM	10/21/2008	10/24/2008	10/24/2008	3	0	3
PCS	%	SB-547-2	810137-005-005-1	NM	10/21/2008	10/24/2008	10/24/2008	3	0	3
PCS	%	SB-547-4	810137-007-007-1	NM	10/21/2008	10/24/2008	10/24/2008	3	0	3
PCS	%	SB-DUP-3	810137-015-015-1	NM	10/21/2008	10/24/2008	10/24/2008	3	0	3
PCS	%	SB-547-550-0.5-1	810137-004-004-1	NM	10/21/2008	10/24/2008	10/24/2008	3	0	3
PCS	%	SB-553-2	810137-002-002-1	NM	10/21/2008	10/24/2008	10/24/2008	3	0	3
PCS	%	SB-553-550-05-1	810137-001-001-1	NM	10/21/2008	10/24/2008	10/24/2008	3	0	3
PCS	%	SB-553-SS[CS]	810137-012-012-1	NM	10/21/2008	10/24/2008	10/24/2008	3	0	3
PCS	%	SB-554-3	810137-010-010-1	NM	10/21/2008	10/24/2008	10/24/2008	3	0	3
PCS	%	SB-554-4	810137-011-011-1	NM	10/21/2008	10/24/2008	10/24/2008	3	0	3
PCS	%	SB-554-550-5.1	810137-008-008-1	NM	10/21/2008	10/24/2008	10/24/2008	3	0	3
PCS	%	SB-554-SS[C5]	810137-016-016-1	NM	10/21/2008	10/24/2008	10/24/2008	3	0	3
PCS	%	SB-DUP-1	810137-013-013-1	NM	10/21/2008	10/24/2008	10/24/2008	3	0	3
PCS	%	SB-DUP-2	810137-014-014-1	NM	10/21/2008	10/24/2008	10/24/2008	3	0	3
PCS	%	SB-554-2	810137-009-009-1	NM	10/21/2008	10/24/2008	10/24/2008	3	0	3

SORT	UNITS	NSAMPLE	LAB_ID	QC_TYPE	SAMP_DATE	EXTR_DATE	ANAL_DATE	SMP_EXTR	EXTR_ANL	SMP_ANL
PCS	%	SB-547-3	810137-006-006-1	NM	10/21/2008	10/24/2008	10/24/2008	3	0	3
PCB	UG/KG	SB-DUP-3	810137-015-015-1	NM	10/21/2008	10/23/2008	10/24/2008	2	1	3
PCB	UG/KG	SB-547-550-0.5	810137-003-003-1	NM	10/21/2008	10/23/2008	10/23/2008	2	0	2
PCB	UG/KG	SB-547-550-0.5-1	810137-004-004-1	NM	10/21/2008	10/23/2008	10/23/2008	2	0	2
PCB	UG/KG	SB-553-2	810137-002-002-1	NM	10/21/2008	10/23/2008	10/23/2008	2	0	2
PCB	UG/KG	SB-553-550-05-1	810137-001-001-1	NM	10/21/2008	10/23/2008	10/23/2008	2	0	2
PCB	UG/KG	SB-553-SS[CS]	810137-012-012-1	NM	10/21/2008	10/23/2008	10/24/2008	2	1	3
PCB	UG/KG	SB-554-2	810137-009-009-1	NM	10/21/2008	10/23/2008	10/23/2008	2	0	2
PCB	UG/KG	SB-554-SS[C5]	810137-016-016-1	NM	10/21/2008	10/23/2008	10/24/2008	2	1	3
PCB	UG/KG	SB-547-2	810137-005-005-1	NM	10/21/2008	10/23/2008	10/23/2008	2	0	2
PCB	UG/KG	SB-554-550-5.1	810137-008-008-1	NM	10/21/2008	10/23/2008	10/23/2008	2	0	2

Analytical Report For 810137

for

Tetra Tech NUS

Project Manager: Dev Murali

Project Name: Middle River Complex, Maryland

GPL

Laboratories

GPL Laboratories, LLLP certifies that the test results meet all requirements of the NELAC Standards unless otherwise noted.

Reviewed By,
Project Manager

Approved By,
Laboratory Director

The Case Narrative, Chain of Custody, Sample Receipt Checklist, and the cover page of the Sample Analysis Report, are integral parts of GPL Laboratories' report package. If you did not receive all of these documents, please contact GPL immediately.

Sample Receipt

Sixteen soil samples were received on 10/21/2008. The samples were delivered by GPL courier. Sample receipt conditions and temperatures are documented on the Sample Receipt checklist.

Of the Sixteen soil samples that were recieved the four following samples were placed on hold pending the results of the tested samples:
SB-547-3 (GPL # 810137-006)
SB-547-4 (GPL # 810137-007)
SB-554-3 (GPL # 810137-010)
SB-554-4 (GPL # 810137-011)

After analysis, none of the held samples required analysis.

Sample Analysis

Samples were prepared and analyzed by GPL using the analytical methodologies indicated on the Sample Analysis Summary Report. In some chromatographic analyses, manual integration is used instead of automated integration because it produces more accurate results. All manual integrations are denoted on the sample quantitation report. Analysis results and limits for soil are reported on a dry weight basis unless otherwise specified on the report.

PCBs

Ten soil samples were extracted and analyzed for PCB compounds using EPA SW846 method 8082.
All extraction and analysis holding times were met.
TCMX surrogate recoveries for sample SB-553-2 was slightly above the QC limits, due to matrix interference. All other surrogate spike recoveries were within QC limits.
A matrix spike and matrix spike duplicate were performed on sample SB-554-SS. PCB-1260 recovery for matrix spike and RPD for both were outside the QC limits. PCB-1016 spike recoveries were within the QC limits.
A laboratory control sample was extracted and analyzed along with the batch. All spike recoveries were within QC limits.
Samples SB-554-SS, SB-553-SS, a matrix spike and matrix spike duplicate were diluted at different level to met the QC limits.

Reviewed By,
Project Manager

Approved By,
Laboratory Director

Sample Summary Report

Tetra Tech NUS

Work Order: 810137

Client Sample ID	Lab Sample ID	Analytical Method	Matrix	Date Sampled	Date Recieved
SB-547-2	810137-005-005-1/1 810137-005-005-1/1	SW8082 CLP_SOLIDS	SOIL	10/21/2008	10/21/2008
SB-547-3	810137-006-006-1/1	CLP_SOLIDS	SOIL	10/21/2008	10/21/2008
SB-547-4	810137-007-007-1/1	CLP_SOLIDS	SOIL	10/21/2008	10/21/2008
SB-547-550-0.5	810137-003-003-1/1 810137-003-003-1/1	SW8082 CLP_SOLIDS	SOIL	10/21/2008	10/21/2008
SB-547-550-0.5-1	810137-004-004-1/1 810137-004-004-1/1	SW8082 CLP_SOLIDS	SOIL	10/21/2008	10/21/2008
SB-553-2	810137-002-002-1/1 810137-002-002-1/1	SW8082 CLP_SOLIDS	SOIL	10/21/2008	10/21/2008
SB-553-550-05-1	810137-001-001-1/1 810137-001-001-1/1	SW8082 CLP_SOLIDS	SOIL	10/21/2008	10/21/2008
SB-553-SS[CS]	810137-012-012-1/1	CLP_SOLIDS	SOIL	10/21/2008	10/21/2008
SB-553-SS[CS] DL	810137-012-012-1/1 DL	SW8082	SOIL	10/21/2008	10/21/2008
SB-554-2	810137-009-009-1/1 810137-009-009-1/1	SW8082 CLP_SOLIDS	SOIL	10/21/2008	10/21/2008
SB-554-3	810137-010-010-1/1	CLP_SOLIDS	SOIL	10/21/2008	10/21/2008
SB-554-4	810137-011-011-1/1	CLP_SOLIDS	SOIL	10/21/2008	10/21/2008
SB-554-550-5.1	810137-008-008-1/1 810137-008-008-1/1	SW8082 CLP_SOLIDS	SOIL	10/21/2008	10/21/2008
SB-554-SS[C5]	810137-016-016-1/1	CLP_SOLIDS	SOIL	10/21/2008	10/21/2008
SB-554-SS[C5] DL	810137-016-016-1/1 DL	SW8082	SOIL	10/21/2008	10/21/2008
SB-DUP-1	810137-013-013-1/1	CLP_SOLIDS	SOIL	10/21/2008	10/21/2008
SB-DUP-2	810137-014-014-1/1	CLP_SOLIDS	SOIL	10/21/2008	10/21/2008
SB-DUP-3	810137-015-015-1/1 810137-015-015-1/1	SW8082 CLP_SOLIDS	SOIL	10/21/2008	10/21/2008

GPL Laboratories

GPL
FORM 4
PESTICIDE METHOD BLANK SUMMARY

SAMPLE NO
BLK106241

Lab Name :	GPL Laboratories	Client. :	Tetra Tech NUS
Lab Code :	GPL	SAS NO. :	106241
Lab File ID :	U0316868.D	SDG NO :	810137
Date Extracted :	10/23/2008	Lab Sample ID :	BLK106241
Date Analyzed(1)	10/23/2008	Time Analyzed (1):	15:36
Date Analyzed (2)	10/23/2008	Time Analyzed(2)	15:36
GC Column(1)	RTx-CLP ID : _____ (mm)	GC Column(2) :	RTx-CLP2 ID : _____ (mm)
Matrix :(Soil/Water).	SOIL	Extraction:	SepF / Cont / Sonc
Sulfur Cleanup:(Y/N).			

THIS METHOD BLANK APPLIES TO THE FOLLOWING SAMPLES,MS AND MSD :

Client Sample ID	Lab Sample ID	Date Analyzed 1	Date Analyzed 2
BKS106241	BKS106241	10/23/2008	10/23/2008
SB-553-550-05-1	810137-001-001-1/1	10/23/2008	10/23/2008
SB-553-2	810137-002-002-1/1	10/23/2008	10/23/2008
SB-547-550-0.5	810137-003-003-1/1	10/23/2008	10/23/2008
SB-547-550-0.5-1	810137-004-004-1/1	10/23/2008	10/23/2008
SB-547-2	810137-005-005-1/1	10/23/2008	10/23/2008
SB-554-550-5.1	810137-008-008-1/1	10/23/2008	10/23/2008
SB-554-2	810137-009-009-1/1	10/23/2008	10/23/2008
SB-553-SS[CS] DL	810137-012-012-1/1	10/24/2008	10/24/2008
SB-553-SS[CS] DL	810137-012-012-1/1 DL	10/24/2008	10/24/2008
SB-DUP-3	810137-015-015-1/1	10/24/2008	10/24/2008
SB-554-SS[C5] DL	810137-016-016-1/1 DL	10/24/2008	10/24/2008
SB-554-SS[C5]MS DL	810137-016-016-1/1MS DL	10/24/2008	10/24/2008
SB-554-SS[C5]MSD DL	810137-016-016-1/1MSD DL	10/24/2008	10/24/2008

GPL Laboratories

GPL
FORM 1
ANALYSIS DATA SHEET

SAMPLE NO
BLK106241

Lab Name :	GPL Laboratories	Client. :	Tetra Tech NUS
Lab Code :	GPL	SAS NO. :	
Case No. :		SDG NO :	810137
Matrix : (Soil / Water)	SOIL	Lab Sample ID :	BLK106241
Sample Volume :	30	Lab File ID :	U0316868.D
% Moisture:		Date Received	
Extraction:	SW3550	Date Extracted:	10/23/2008
Extract Volume:	10 mL	Date Analyzed	10/23/2008
Injection Volume :	1 µL	Dilution Factor :	1
GPC Clean up (Y/N):	pH:		

Concentration Units (ug/L or ug/kg dry weight) : ug/kg

CAS NO	COMPOUND		Q
12674-11-2	PCB-1016	17	U
11104-28-2	PCB-1221	17	U
11141-16-5	PCB-1232	17	U
53469-21-9	PCB-1242	17	U
12672-29-6	PCB-1248	17	U
11097-69-1	PCB-1254	17	U
11096-82-5	PCB-1260	17	U

GPL Laboratories

LCS SUMMARY

SAMPLE NO
BKS106241

Lab Name : GPL Laboratories
Lab Code : GPL
Matrix : SOIL
Method : SW8082

Contract. : Middle River Complex, Maryland
SDG NO : 810137
Lab Sample ID : BKS106241
Analysis Date : 10/23/2008

COMPOUND	SPIKE ADDED (ug/kg)	BLANK CONCENTRATION (ug/kg)	LCS CONCENTRATION (ug/kg)	LCS % REC	QC LIMTS
PCB-1016	170	0	150	87	40-140
PCB-1260	170	0	150	87	60-130

* Values Outside of QC Limits.

Spike recovery : 0 out of 2 outside limits

GPL Laboratories

GPL
FORM 1
ANALYSIS DATA SHEET

SAMPLE NO
BKS106241

Lab Name :	GPL Laboratories	Client. :	Tetra Tech NUS
Lab Code :	GPL	SAS NO. :	
Case No. :		SDG NO :	810137
Matrix : (Soil / Water)	SOIL	Lab Sample ID :	BKS106241
Sample Volume :	30	Lab File ID :	U0316869.D
% Moisture:		Date Received	
Extraction:	SW3550	Date Extracted:	10/23/2008
Extract Volume:	10 mL	Date Analyzed	10/23/2008
Injection Volume :	1 µL	Dilution Factor :	1
GPC Clean up (Y/N):	pH:		

Concentration Units (ug/L or ug/kg dry weight) : ug/kg

CAS NO	COMPOUND		Q
12674-11-2	PCB-1016	150	
11104-28-2	PCB-1221	17	U
11141-16-5	PCB-1232	17	U
53469-21-9	PCB-1242	17	U
12672-29-6	PCB-1248	17	U
11097-69-1	PCB-1254	17	U
11096-82-5	PCB-1260	150	

GPL Laboratories

MS/MSD RECOVERY

SAMPLE NO
SB-554-SS[C5]MSD DL

Lab Name : GPL Laboratories SDG NO : 810137 Method : SW8082

Lab Code : GPL Lab Sample ID : 810137-016-016-1/1MSD DL Matrix : SOIL Analysis Date : 10/24/2008

Compound	Spike Added (ug/kg)		CONCENTRATION (ug/kg)			%RECOVERY		% RPD	RPD Limit	QC Limits
	MS	MSD	Sample	MS	MSD	MS	MSD			
PCB-1016	170	170	0.0	120	150	70	88	23 *	20	40-140
PCB-1260	170	170	480	460	590	0 *	67	200 *	15	60-130

4 of 135

#Column to be used to flag recovery and RPD Values with an asterisk.

* Values Outside of QC Limits.

RPD 2 Out of 2 Outside Limit
Spike Recovery : 1 Out of 4 outside limit

GPL Laboratories

GPL
FORM I
ANALYSIS DATA SHEET

SAMPLE NO
SB-554-SS[C5]MS DL

Lab Name :	GPL Laboratories	Client. :	Tetra Tech NUS
Lab Code :	GPL	SAS NO. :	
Case No. :		SDG NO :	810137
Matrix : (Soil / Water)	SOIL	Lab Sample ID :	810137-016-016-1/1MS
Sample Volume :	30.01	Lab File ID :	U0316889.D
% Moisture:	3.72	Date Received	10/21/2008
Extraction:	SW3550	Date Extracted:	10/23/2008
Extract Volume:	10 mL	Date Analyzed	10/24/2008
Injection Volume :	1 µL	Dilution Factor :	5
GPC Clean up (Y/N):	pH:		

Concentration Units (ug/L or ug/kg dry weight) : ug/kg

CAS NO	COMPOUND		Q
12674-11-2	PCB-1016	120	
11104-28-2	PCB-1221	87	U
11141-16-5	PCB-1232	87	U
53469-21-9	PCB-1242	87	U
12672-29-6	PCB-1248	87	U
11097-69-1	PCB-1254	87	U
11096-82-5	PCB-1260	460	

GPL Laboratories

GPL
FORM I
ANALYSIS DATA SHEET

SAMPLE NO
SB-554-SS[C5]MSD DL

Lab Name :	GPL Laboratories	Client. :	Tetra Tech NUS
Lab Code :	GPL	SAS NO. :	
Case No. :		SDG NO :	810137
Matrix : (Soil / Water)	SOIL	Lab Sample ID :	810137-016-016-1/1MSD
Sample Volume :	29.99	Lab File ID :	U0316890.D
% Moisture:	3.72	Date Received	10/21/2008
Extraction:	SW3550	Date Extracted:	10/23/2008
Extract Volume:	10 mL	Date Analyzed	10/24/2008
Injection Volume :	1 µL	Dilution Factor :	5
GPC Clean up (Y/N):	pH:		

Concentration Units (ug/L or ug/kg dry weight) : ug/kg

CAS NO	COMPOUND		Q
12674-11-2	PCB-1016	150	
11104-28-2	PCB-1221	87	U
11141-16-5	PCB-1232	87	U
53469-21-9	PCB-1242	87	U
12672-29-6	PCB-1248	87	U
11097-69-1	PCB-1254	87	U
11096-82-5	PCB-1260	590	

Surrogate Recovery Summary

Matrix : SOIL

Analytical Method : SW8082

SDG No : 810137

Surrogate / Lower QC Limits / Upper QC Limits / Sample ID	CL10BZ2	XYL2456CLM
	30	49
	144	133
BKS106241	60	99
	75	105
BLK106241	65	104
	80	113
SB-547-2	44	64
	54	71
SB-547-550-0.5	52	79
	61	94
SB-547-550-0.5-1	66	91
	56	85
SB-553-2	122	140 *
	55	191 *
SB-553-550-05-1	86	71
	57	93
SB-553-SS[CS] DL	78	115
	107	84
SB-554-2	59	88
	50	83
SB-554-550-5.1	59	77
	49	70
SB-554-SS[C5] DL	79	78
	81	94
SB-554-SS[C5]MS DL	63	61
	67	68
SB-554-SS[C5]MSD DL	70	88
	74	76
SB-DUP-3	56	76
	50	70

3 of 13

* Value outside of QC Limts

CL10BZ2 = Decachlorobiphenyl XYL2456CLM = Tetrachloro-m-xylene

Response Factor Report Instrumen

Method : I:\GCDATA\METHODS\U_ICAL\080408AU.M (Chemstation Integrator)
Title : 8082_PCB_Method / 608_PCB
Last Update : Tue Aug 05 12:52:18 2008

Calibration Files
P005 =U0316141.D P025 =U0316140.D P050 =U0316139.D
P075 =U0316138.D P100 =U0316137.D P001 =U0316142.D

		Compound	P005	P025	P050	P075	P100	P001	Avg		%RSD
1)	S	Tetrachloro-m-xylen	0.901	1.085	1.090	1.231	1.129	0.977	1.069	E7	10.85
2)	S	Decachlorobiphenyl	1.465	1.456	1.309	1.533	1.314	1.448	1.421	E7	6.33
3)	L1	AR1016	4.687	4.814	4.084	4.897	3.813	4.611	4.484	E5	9.71
4)	L1	AR1016 (2)	6.331	7.040	5.572	6.988	5.600	6.014	6.257	E5	10.39
5)	L1	AR1016 (3)	3.759	3.910	3.798	4.080	3.548	3.650	3.791	E5	4.98
6)	L1	AR1016 (4)	2.167	2.573	2.442	2.556	2.272	2.321	2.389	E5	6.81
7)	L1	AR1016 (5)	3.018	2.960	2.810	3.145	2.729	3.203	2.978	E5	6.20
8)	L2	AR1221	1.287	1.268	1.174	1.114	1.106	1.479	1.238	E5	11.33
9)	L2	AR1221 (2)	5.494	6.425	5.413	4.816	4.775	5.147	5.345	E4	11.34
10)	L2	AR1221 (3)	3.289	3.140	3.052	2.942	2.975	3.604	3.167	E5	7.83
11)	L3	AR1232	8.065	7.087	8.024	7.761	7.085	7.864	7.648	E4	5.87
12)	L3	AR1232 (2)	1.173	0.938	0.935	0.752	0.770	1.150	0.953	E5	18.89
13)	L3	AR1232 (3)	1.025	0.969	0.948	1.014	0.926	0.974	0.976	E5	3.86
14)	L3	AR1232 (4)	1.558	1.338	1.148	1.321	1.222	1.678	1.378	E5	14.66
15)	L3	AR1232 (5)	6.326	6.807	7.000	6.779	6.606	5.658	6.529	E4	7.40
16)	L4	AR1242	1.369	1.306	1.444	1.477	1.391	1.362	1.391	E5	4.41
17)	L4	AR1242 (2)	4.777	4.486	4.696	4.198	4.180	4.633	4.495	E5	5.68
18)	L4	AR1242 (3)	1.500	1.390	1.429	1.419	1.345	1.422	1.417	E5	3.60
19)	L4	AR1242 (4)	1.515	1.450	1.453	1.396	1.479	1.520	1.469	E5	3.16
20)	L4	AR1242 (5)	9.260	8.795	9.219	8.702	8.702	9.700	9.063	E4	4.42
21)	L5	AR1248	3.144	2.910	2.666	2.757	2.547	3.372	2.899	E5	10.71
22)	L5	AR1248 (2)	2.408	2.264	2.305	2.257	2.127	2.540	2.317	E5	6.12
23)	L5	AR1248 (3)	2.492	2.342	2.425	2.379	2.318	2.614	2.428	E5	4.53
24)	L5	AR1248 (4)	2.332	2.207	2.274	2.220	2.199	2.687	2.320	E5	8.05
25)	L5	AR1248 (5)	1.722	1.793	1.677	1.733	1.769	2.019	1.785	E5	6.79
26)	L6	AR1254	5.269	4.656	4.376	4.287	4.206	6.034	4.805	E5	14.90
27)	L6	AR1254 (2)	8.256	7.810	7.004	7.027	7.002	8.146	7.541	E5	7.94
28)	L6	AR1254 (3)	7.411	7.414	6.820	6.971	7.046	8.336	7.333	E5	7.46
29)	L6	AR1254 (4)	8.094	8.201	7.580	7.782	7.643	9.130	8.071	E5	7.11
30)	L6	AR1254 (5)	3.380	3.422	3.190	3.307	3.431	3.931	3.444	E5	7.40
31)	L7	AR1260	7.619	7.224	6.598	7.342	6.333	8.278	7.232	E5	9.71
32)	L7	AR1260 (2)	1.362	1.345	1.265	1.448	1.253	1.358	1.338	E6	5.35
33)	L7	AR1260 (3)	1.057	1.032	1.027	1.128	0.935	1.083	1.043	E6	6.22
34)	L7	AR1260 (4)	1.623	1.624	1.556	1.857	1.588	1.710	1.660	E6	6.60
35)	L7	AR1260 (5)	7.137	7.667	7.071	8.780	7.567	7.184	7.568	E5	8.48
36)	L8	AR1268			6.413				6.413	E5	0.00
37)	L8	AR1268 (2)			7.422				7.422	E5	0.00
38)	L8	AR1268 (3)			4.857				4.857	E5	0.00
39)	L8	AR1268 (4)			5.451				5.451	E5	0.00
40)	L8	AR1268 (5)			7.029				7.029	E5	0.00
41)	L9	AR1262			1.125				1.125	E6	0.00
42)	L9	AR1262(2)			6.360				6.360	E5	0.00
43)	L9	AR1262(3)			1.162				1.162	E6	0.00
44)	L9	AR1262(4)			1.209				1.209	E6	0.00
45)	L9	AR1262(5)			8.809				8.809	E5	0.00

Signal #2 Calibration Files
P005 =U0316141.D P025 =U0316140.D P050 =U0316139.D
P075 =U0316138.D P100 =U0316137.D P001 =U0316142.D

		Compound	P005	P025	P050	P075	P100	P001	Avg		%RSD
1)	S	Tetrachloro-m-xylen	1.905	2.143	2.436	2.930	2.653	1.889	2.326	E7	18.09
2)	S	Decachlorobiphenyl	2.764	2.943	2.756	3.334	2.911	2.637	2.891	E7	8.44
3)	L1	AR1016	1.208	1.168	1.100	1.187	1.047	1.250	1.160	E6	6.39
4)	L1	AR1016 (2)	0.953	0.950	0.937	1.006	0.890	1.024	0.960	E6	5.05
5)	L1	AR1016 (3)	5.157	5.535	5.632	6.237	5.571	5.379	5.585	E5	6.48
6)	L1	AR1016 (4)	7.070	7.101	6.967	7.693	6.905	7.168	7.151	E5	3.95
7)	L1	AR1016 (5)	6.331	6.570	6.802	7.511	6.893	6.665	6.795	E5	5.91

(#) = Out of Range
080408AU.M Tue Aug 05 12:52:30 2008 1 Page 1

Method : I:\GCDATA\METHODS\U_ICAL\080408AU.M (Chemstation Integrator)
Title : 8082_PCB_Method / 608_PCB
Last Update : Tue Aug 05 12:52:18 2008

Calibration Files
P005 =U0316141.D P025 =U0316140.D P050 =U0316139.D
P075 =U0316138.D P100 =U0316137.D P001 =U0316142.D

	Compound	P005	P025	P050	P075	P100	P001	Avg		%RSD
8)	L2 AR1221	3.065	3.052	2.831	2.838	2.752	3.366	2.984	E5	7.57
9)	L2 AR1221 (2)	2.184	2.115	1.958	2.015	1.877	2.487	2.106	E5	10.28
10)	L2 AR1221 (3)	0.871	0.821	0.761	0.761	0.715	1.004	0.822	E6	12.67
11)	L3 AR1232	1.166	1.131	1.122	1.075	1.138	1.115	1.125	E5	2.67
12)	L3 AR1232 (2)	2.459	2.077	2.022	1.991	1.890	2.451	2.149	E5	11.42
13)	L3 AR1232 (3)	1.998	1.853	1.877	1.937	1.988	2.098	1.958	E5	4.57
14)	L3 AR1232 (4)	1.537	1.542	1.650	1.643	1.694	1.541	1.601	E5	4.33
15)	L3 AR1232 (5)	3.494	3.166	3.361	3.430	3.493	3.320	3.377	E5	3.70
16)	L4 AR1242	3.293	3.322	3.246	3.335	3.097	3.414	3.285	E5	3.26
17)	L4 AR1242 (2)	1.849	1.791	1.836	1.877	1.924	1.939	1.869	E6	2.98
18)	L4 AR1242 (3)	4.437	4.091	3.933	3.868	3.905	4.739	4.162	E5	8.45
19)	L4 AR1242 (4)	6.327	6.004	5.996	5.834	5.934	6.690	6.131	E5	5.22
20)	L4 AR1242 (5)	5.999	6.030	6.743	6.273	6.613	5.936	6.266	E5	5.45
21)	L5 AR1248	8.443	7.401	7.915	7.274	7.062	9.280	7.896	E5	10.66
22)	L5 AR1248 (2)	9.293	8.922	9.673	9.183	9.003	9.723	9.300	E5	3.61
23)	L5 AR1248 (3)	6.475	6.337	6.966	6.656	6.671	7.939	6.841	E5	8.45
24)	L5 AR1248 (4)	5.254	4.746	5.200	4.994	5.038	6.431	5.277	E5	11.24
25)	L5 AR1248 (5)	3.301	3.810	4.097	4.079	4.192	3.429	3.818	E5	9.83
26)	L6 AR1254	1.098	1.141	1.064	1.062	1.049	1.164	1.096	E6	4.30
27)	L6 AR1254 (2)	1.258	1.327	1.178	1.184	1.173	1.374	1.249	E6	6.90
28)	L6 AR1254 (3)	1.831	1.988	1.873	1.934	1.950	1.957	1.922	E6	3.05
29)	L6 AR1254 (4)	1.670	1.793	1.693	1.760	1.770	1.782	1.745	E6	2.90
30)	L6 AR1254 (5)	1.746	1.881	1.837	1.944	1.973	1.698	1.846	E6	5.88
31)	L7 AR1260	1.910	1.810	1.684	1.942	1.671	2.020	1.840	E6	7.75
32)	L7 AR1260 (2)	2.306	2.379	2.280	2.683	2.147	2.381	2.363	E6	7.56
33)	L7 AR1260 (3)	1.473	1.547	1.457	1.781	1.534	1.530	1.554	E6	7.54
34)	L7 AR1260 (4)	3.420	3.697	3.682	2.863	2.147	3.323	3.189	E6	18.62
35)	L7 AR1260 (5)	2.024	2.343	2.284	2.751	2.147	1.972	2.254	E6	12.54
36)	L8 AR1268			1.607				1.607	E6	0.00
37)	L8 AR1268 (2)			6.219				6.219	E5	0.00
38)	L8 AR1268 (3)			4.222				4.222	E6	0.00
39)	L8 AR1268 (4)			1.057				1.057	E6	0.00
40)	L8 AR1268 (5)			1.501				1.501	E6	0.00
41)	L9 AR1262#2			2.249				2.249	E6	0.00
42)	L9 AR1262(2)#2			3.547				3.547	E6	0.00
43)	L9 AR1262(3)#2			2.694				2.694	E6	0.00
44)	L9 AR1262(4)#2			4.094				4.094	E6	0.00
45)	L9 AR1262(5)#2			1.836				1.836	E6	0.00

(#) = Out of Range

Evaluate Continuing Calibration Report

Signal #1 : H:\GCDATA\U\102308\U0316866.D\ECD1A.CH Vial: 1
Signal #2 : H:\GCDATA\U\102308\U0316866.D\ECD2B.CH
Acq On : 10-23-08 14:28:56 Operator: AA
Sample : AR1660-3 Inst : Instrumen
Misc : 8082 STD Multiplr: 1.00
IntFile Signal #1: autoint1.e IntFile Signal #2: autoint2.e

Method : H:\GCDATA\METHODS\U_ICAL\080408AU.M (Chemstation Integrator)
Title : 8082_PCB_Method / 608_PCB
Last Update : Tue Aug 05 11:57:42 2008
Response via : Multiple Level Calibration

Min. RRF : 0.000 Min. Rel. Area : 50% Max. R.T. Dev 0.50min
Max. RRF Dev : 15% Max. Rel. Area : 150%

		Compound	AvgRF	CCRF		%Dev	Area%	Dev(min)
1	S	Tetrachloro-m-xylene	10.687	11.100	E6	-3.9	0#	-0.02
2	S	Decachlorobiphenyl	14.207	13.125	E6	7.6	0#	-0.01
3	L1	AR1016	448.402	463.736	E3	-3.4	0#	-0.01
4	L1	AR1016 {2}	625.726	617.466	E3	1.3	0#	-0.01
5	L1	AR1016 {3}	379.079	375.567	E3	0.9	0#	-0.01
6	L1	AR1016 {4}	238.873	238.787	E3	0.0	0#	-0.01
7	L1	AR1016 {5}	297.773	286.856	E3	3.7	0#	-0.01
31	L7	AR1260	723.247	658.920	E3	8.9	0#	-0.02
32	L7	AR1260 {2}	1.338	1.258	E6	6.0	0#	-0.02
33	L7	AR1260 {3}	1.043	0.959	E6	8.1	0#	-0.01
34	L7	AR1260 {4}	1.660	1.507	E6	9.2	0#	-0.01
35	L7	AR1260 {5}	756.756	725.792	E3	4.1	0#	-0.01
		Signal #2						
1	S	Tetrachloro-m-xylene	23.259	22.267	E6	4.3	0#	-0.01
2	S	Decachlorobiphenyl	28.909	22.635	E6	21.7#	0#	0.00
3	L1	AR1016	1.160	1.056	E6	9.0	0#	-0.01
4	L1	AR1016 {2}	960.037	832.165	E3	13.3	0#	0.00
5	L1	AR1016 {3}	558.518	501.393	E3	10.2	0#	0.00
6	L1	AR1016 {4}	715.065	647.005	E3	9.5	0#	0.00
7	L1	AR1016 {5}	679.519	615.799	E3	9.4	0#	0.00
31	L7	AR1260	1.840	1.451	E6	21.1#	0#	-0.01
32	L7	AR1260 {2}	2.363	2.014	E6	14.8	0#	-0.01
33	L7	AR1260 {3}	1.554	1.154	E6	25.7#	0#	0.00
34	L7	AR1260 {4}	3.189	3.076	E6	3.5	0#	0.00
35	L7	AR1260 {5}	2.254	1.746	E6	22.5#	0#	0.00

$\bar{X} = 17.52$

(#) = Out of Range SPCC's out = 0 CCC's out = 0
U0316866.D 080408AU.M Tue Oct 28 11:06:38 2008 7

Evaluate Continuing Calibration Report

Signal #1 : H:\GCDATA\U\102308\U0316878.D\ECD1A.CH Vial: 12
Signal #2 : H:\GCDATA\U\102308\U0316878.D\ECD2B.CH
Acq On : 10-23-08 20:57:01 Operator: AA
Sample : AR1660-3 Inst : Instrumen
Misc : 8082 STD Multiplr: 1.00
IntFile Signal #1: autoint1.e IntFile Signal #2: autoint2.e

Method : H:\GCDATA\METHODS\U_ICAL\080408AU.M (Chemstation Integrator)
Title : 8082_PCB_Method / 608_PCB
Last Update : Tue Aug 05 11:57:42 2008
Response via : Multiple Level Calibration

Min. RRF : 0.000 Min. Rel. Area : 50% Max. R.T. Dev 0.50min
Max. RRF Dev : 15% Max. Rel. Area : 150%

		Compound	AvgRF	CCRF		%Dev	Area%	Dev(min)
1	S	Tetrachloro-m-xylene	10.687	11.043	E6	-3.3	0#	0.00
2	S	Decachlorobiphenyl	14.207	13.376	E6	5.8	0#	-0.01
3	L1	AR1016	448.402	415.212	E3	7.4	0#	-0.01
4	L1	AR1016 (2)	625.726	644.582	E3	-3.0	0#	-0.01
5	L1	AR1016 (3)	379.079	366.219	E3	3.4	0#	-0.01
6	L1	AR1016 (4)	238.873	216.617	E3	9.3	0#	-0.01
7	L1	AR1016 (5)	297.773	304.273	E3	-2.2	0#	-0.01
31	L7	AR1260	723.247	661.805	E3	8.5	0#	-0.01
32	L7	AR1260 (2)	1.338	1.257	E6	6.1	0#	-0.02
33	L7	AR1260 (3)	1.043	1.010	E6	3.2	0#	-0.01
34	L7	AR1260 (4)	1.660	1.590	E6	4.2	0#	-0.01
35	L7	AR1260 (5)	756.756	789.637	E3	-4.3	0#	-0.01
		Signal #2						
1	S	Tetrachloro-m-xylene	23.259	23.683	E6	-1.8	0#	0.00
2	S	Decachlorobiphenyl	28.909	25.247	E6	12.7	0#	0.00
3	L1	AR1016	1.160	1.057	E6	8.9	0#	-0.01
4	L1	AR1016 (2)	960.037	874.111	E3	9.0	0#	0.00
5	L1	AR1016 (3)	558.518	540.662	E3	3.2	0#	0.00
6	L1	AR1016 (4)	715.065	643.305	E3	10.0	0#	0.00
7	L1	AR1016 (5)	679.519	602.072	E3	11.4	0#	0.00
31	L7	AR1260	1.840	1.560	E6	15.2#	0#	-0.01
32	L7	AR1260 (2)	2.363	2.159	E6	8.6	0#	-0.01
33	L7	AR1260 (3)	1.554	1.378	E6	11.3	0#	0.00
34	L7	AR1260 (4)	3.189	3.402	E6	-6.7	0#	0.00
35	L7	AR1260 (5)	2.254	1.968	E6	12.7	0#	0.00

Evaluate Continuing Calibration Report

Signal #1 : I:\GCDATA\U\102408\U0316885.D\ECD1A.CH Vial: 1
Signal #2 : I:\GCDATA\U\102408\U0316885.D\ECD2B.CH
Acq On : 10-24-08 09:21:31 Operator: AA
Sample : AR1660-3 Inst : Instrumen
Misc : 8082 STD Multiplr: 1.00
IntFile Signal #1: autoint1.e IntFile Signal #2: autoint2.e

Method : H:\GCDATA\METHODS\U_ICAL\080408AU.M (Chemstation Integrator)
Title : 8082_PCB_Method / 608_PCB
Last Update : Tue Aug 05 11:57:42 2008
Response via : Multiple Level Calibration

Min. RRF : 0.000 Min. Rel. Area : 50% Max. R.T. Dev 0.50min
Max. RRF Dev : 15% Max. Rel. Area : 150%

		Compound	AvgRF	CCRF		%Dev	Area%	Dev(min)
1	S	Tetrachloro-m-xylene	10.687	11.199	E6	-4.8	0#	-0.02
2	S	Decachlorobiphenyl	14.207	13.662	E6	3.8	0#	-0.01
3	L1	AR1016	448.402	404.578	E3	9.8	0#	-0.02
4	L1	AR1016 (2)	625.726	540.090	E3	13.7	0#	-0.02
5	L1	AR1016 (3)	379.079	367.402	E3	3.1	0#	-0.02
6	L1	AR1016 (4)	238.873	232.557	E3	2.6	0#	-0.02
7	L1	AR1016 (5)	297.773	288.977	E3	3.0	0#	-0.02
31	L7	AR1260	723.247	665.169	E3	8.0	0#	-0.02
32	L7	AR1260 (2)	1.338	1.272	E6	4.9	0#	-0.02
33	L7	AR1260 (3)	1.043	0.982	E6	5.8	0#	-0.02
34	L7	AR1260 (4)	1.660	1.582	E6	4.7	0#	-0.01
35	L7	AR1260 (5)	756.756	745.457	E3	1.5	0#	-0.01
		Signal #2						
1	S	Tetrachloro-m-xylene	23.259	22.603	E6	2.8	0#	0.00
2	S	Decachlorobiphenyl	28.909	25.709	E6	11.1	0#	-0.01
3	L1	AR1016	1.160	1.038	E6	10.5	0#	-0.01
4	L1	AR1016 (2)	960.037	825.576	E3	14.0	0#	-0.01
5	L1	AR1016 (3)	558.518	519.893	E3	6.9	0#	-0.01
6	L1	AR1016 (4)	715.065	644.446	E3	9.9	0#	-0.01
7	L1	AR1016 (5)	679.519	630.267	E3	7.2	0#	-0.01
31	L7	AR1260	1.840	1.566	E6	14.9	0#	-0.02
32	L7	AR1260 (2)	2.363	2.157	E6	8.7	0#	-0.02
33	L7	AR1260 (3)	1.554	1.374	E6	11.6	0#	-0.01
34	L7	AR1260 (4)	3.189	3.541	E6	-11.0	0#	-0.01
35	L7	AR1260 (5)	2.254	2.094	E6	7.1	0#	-0.01

Evaluate Continuing Calibration Report

Signal #1 : I:\GCDATA\U\102408\U0316896.D\ECD1A.CH Vial: 12
Signal #2 : I:\GCDATA\U\102408\U0316896.D\ECD2B.CH
Acq On : 10-24-08 15:19:46 Operator: AA
Sample : AR1660-3 Inst : Instrumen
Misc : 8082 STD Multiplr: 1.00
IntFile Signal #1: autoint1.e IntFile Signal #2: autoint2.e

Method : H:\GCDATA\METHODS\U_ICAL\080408AU.M (Chemstation Integrator)
Title : 8082_PCB_Method / 608_PCB
Last Update : Tue Aug 05 11:57:42 2008
Response via : Multiple Level Calibration

Min. RRF : 0.000 Min. Rel. Area : 50% Max. R.T. Dev 0.50min
Max. RRF Dev : 15% Max. Rel. Area : 150%

		Compound	AvgRF	CCRF		%Dev	Area%	Dev(min)
1	S	Tetrachloro-m-xylene	10.687	10.170	E6	4.8	0#	0.00
2	S	Decachlorobiphenyl	14.207	14.613	E6	-2.9	0#	0.00
3	L1	AR1016	448.402	480.929	E3	-7.3	0#	0.02
4	L1	AR1016 (2)	625.726	626.295	E3	-0.1	0#	0.00
5	L1	AR1016 (3)	379.079	397.684	E3	-4.9	0#	0.00
6	L1	AR1016 (4)	238.873	248.775	E3	-4.1	0#	0.00
7	L1	AR1016 (5)	297.773	307.416	E3	-3.2	0#	0.00
31	L7	AR1260	723.247	681.350	E3	5.8	0#	-0.01
32	L7	AR1260 (2)	1.338	1.308	E6	2.2	0#	-0.02
33	L7	AR1260 (3)	1.043	0.990	E6	5.1	0#	-0.01
34	L7	AR1260 (4)	1.660	1.677	E6	-1.0	0#	0.00
35	L7	AR1260 (5)	756.756	787.850	E3	-4.1	0#	-0.01
		Signal #2						
1	S	Tetrachloro-m-xylene	23.259	23.348	E6	-0.4	0#	0.00
2	S	Decachlorobiphenyl	28.909	29.174	E6	-0.9	0#	0.00
3	L1	AR1016	1.160	1.092	E6	5.9	0#	0.02
4	L1	AR1016 (2)	960.037	917.814	E3	4.4	0#	0.00
5	L1	AR1016 (3)	558.518	578.367	E3	-3.6	0#	0.00
6	L1	AR1016 (4)	715.065	704.599	E3	1.5	0#	0.00
7	L1	AR1016 (5)	679.519	691.333	E3	-1.7	0#	0.00
31	L7	AR1260	1.840	1.662	E6	9.7	0#	0.00
32	L7	AR1260 (2)	2.363	2.284	E6	3.3	0#	0.00
33	L7	AR1260 (3)	1.554	1.497	E6	3.7	0#	0.00
34	L7	AR1260 (4)	3.189	3.725	E6	-16.8#	0#	0.00
35	L7	AR1260 (5)	2.254	2.350	E6	-4.3	0#	0.00

GC ANALYSIS LOG

Intrument ID: HP5890 # U

Reviewed by: MA Date: 08/08/08

Data Acquisition Method:	Pest32 / PCB32 / Herb32
Injector Temp (oC):	180 / 200 / 240 /
Detector Temp(oC):	300
Oven Initial Temp(oC):	60 / 150 /
Initial Time (min):	0.0 / 0.50 / 1.0 /
Ramp Rate (oC/min) :	10-200-4 / 11-280-4 / 18-300-7
Final Temp(oC):	200 / 275 / 300 /
Injection Volume(uL):	1.0 / 2.0 / 2.5 /

Detector A

Column:	RTX-CLP	30meter
ID:	0.32 mm	

Detector B

Column:	RTX-CLP2	30 meter
ID:	0.32 mm	

ICAL Method: 080408A Vial

Analyst: RP

Directory: i:\gcdata\u\080408a

Injection Log

Seq.		Vial	FileName	Multiplier	SampleName	Misc Info	Injected
080408A	U	1	u0316110.d	1.	AR2154-5	8082 STD	4 Aug 08 15:51
	U	1	u0316111.d	1.	AR2154-5	8082 STD	4 Aug 08 16:23
		2	u0316112.d	1.	AR2154-4	8082 STD	4 Aug 08 16:55
	U	3	u0316113.d	1.	AR2154-3	8082 STD	4 Aug 08 17:27
		4	u0316114.d	1.	AR2154-2	8082 STD	4 Aug 08 17:59
	U	5	u0316115.d	1.	AR2154-1	8082 STD	4 Aug 08 18:31
		6	u0316116.d	1.	AR2154-0.5	8082 STD	4 Aug 08 19:03
	U	7	u0316117.d	1.	AR1242-5	8082 STD	4 Aug 08 19:35
		8	u0316118.d	1.	AR1242-4	8082 STD	4 Aug 08 20:07
	U	9	u0316119.d	1.	AR1242-3	8082 STD	4 Aug 08 20:39
		10	u0316120.d	1.	AR1242-2	8082 STD	4 Aug 08 21:11
	U	11	u0316121.d	1.	AR1242-1	8082 STD	4 Aug 08 21:43
		12	u0316122.d	1.	AR1242-0.5	8082 STD	4 Aug 08 22:16
	U	13	u0316123.d	1.	AR1248-5	8082 STD	4 Aug 08 22:48
		14	u0316124.d	1.	AR1248-4	8082 STD	4 Aug 08 23:20
	U	15	u0316125.d	1.	AR1248-3	8082 STD	4 Aug 08 23:52
		16	u0316126.d	1.	AR1248-2	8082 STD	5 Aug 08 00:24
	U	17	u0316127.d	1.	AR1248-1	8082 STD	5 Aug 08 00:56
		18	u0316128.d	1.	AR1248-0.5	8082 STD	5 Aug 08 01:28
	U	19	u0316129.d	1.	AR1232-5	8082 STD	5 Aug 08 02:00
		20	u0316130.d	1.	AR1232-4	8082 STD	5 Aug 08 02:32
	U	21	u0316131.d	1.	AR1232-3	8082 STD	5 Aug 08 03:04
		22	u0316132.d	1.	AR1232-2	8082 STD	5 Aug 08 03:36
	U	23	u0316133.d	1.	AR1232-1	8082 STD	5 Aug 08 04:08
		24	u0316134.d	1.	AR1232-0.5	8082 STD	5 Aug 08 04:40
	U	25	u0316135.d	1.	AR1262-3	8082 STD	5 Aug 08 05:12
		26	u0316136.d	1.	AR1268-3	8082 STD	5 Aug 08 05:44
	U	27	u0316137.d	1.	AR1660-5	8082 STD	5 Aug 08 06:16
		28	u0316138.d	1.	AR1660-4	8082 STD	5 Aug 08 06:48
	U	29	u0316139.d	1.	AR1660-3	8082 STD	5 Aug 08 07:21
		30	u0316140.d	1.	AR1660-2	8082 STD	5 Aug 08 07:53
	U	31	u0316141.d	1.	AR1660-1	8082 STD	5 Aug 08 08:25
		32	u0316142.d	1.	AR1660-0.5	8082 STD	5 Aug 08 08:57
	U	33	u0316143.d	1.	AR1660-ICV	8082 STD	5 Aug 08 09:29
		34	u0316144.d	1.	AR2154-3	8082 STD	5 Aug 08 10:01
	U	35	u0316145.d	1.	AR1242-3	8082 STD	5 Aug 08 10:33
		36	u0316146.d	1.	AR1248-3	8082 STD	5 Aug 08 11:06
	U	37	u0316147.d	1.	AR1232-3	8082 STD	5 Aug 08 11:38
		38	u0316148.d	1.	BLK104873	BLK,L	5 Aug 08 12:10
	U	39	u0316149.d	1.	807148-012-012-1/1	38092,L	5 Aug 08 12:42
		40	u0316150.d	1.	807148-012-012-1/1DUP	38092,L	5 Aug 08 13:14
	U	41	u0316151.d	1.	807148-012-012-1/1TRIP	38092,L	5 Aug 08 13:46
		42	u0316152.d	1.	807148-013-013-1/1	38095,L	5 Aug 08 14:18
	U	43	u0316153.d	1.	807148-013-013-1/1DUP	38095,L	5 Aug 08 14:50
		44	u0316154.d	1.	807148-013-013-1/TRIP	38095,L	5 Aug 08 15:22
	U	45	u0316155.d	1.	BLK104794	BLK,S	5 Aug 08 15:54
		46	u0316156.d	1.	BKS104794	BKS,S	5 Aug 08 16:26
	U	47	u0316157.d	1.	BKSD104794	BKS,S	5 Aug 08 16:58
		48	u0316158.d	1.	807152-007-007-1/1	38142,S	5 Aug 08 17:30
	U	49	u0316159.d	1.	AR1660-3	8082 STD	5 Aug 08 18:02
		50	u0316160.d	1.	AR1254-3	8082 STD	5 Aug 08 18:34
		51	u0316161.d	1.	AR1242-3	8082 STD	5 Aug 08 19:06
		52	u0316162.d	1.	AR1232-3	8082 STD	5 Aug 08 19:38
		53	u0316163.d	1.	AR1248-3	8082 STD	5 Aug 08 20:10
		54	u0316164.d	1.	807152-007-07-1/1 50X	38142 DL,S	5 Aug 08 20:42
		55	u0316165.d	1.	807152-007-07-1/1 100X	38142 DL,S	5 Aug 08 21:14
		56	u0316166.d	1.	BLK104880	BLK,W	5 Aug 08 21:46

Comments:

06 Aug 08 08:18

00

GC ANALYSIS LOG

Intrument ID: HP5890 # U Reviewed by: RP Date: 10/28/08

Data Acquisition Method:	Pest32 / PCB32 / Herb32
Injector Temp (oC):	180 / 200 / 240 /
Detector Temp(oC):	300
Oven Initial Temp(oC):	60 / 150 /
Initial Time (min):	0.0 / 0.50 / 1.0 / 10 min
Ramp Rate (oC/min) :	10 - 200 - 4/11 - 280 - 4 / 18 - 300 - 7
Final Temp(oC):	200 / 275 / 300 /
Injection Volume(uL):	1.0 / 2.0 / 2.5 / µl

Detector A

Column:	RTX-CLP	30meter
ID:	0.32 mm	

Detector B

Column:	RTX-CLP2	30 meter
ID:	0.32 mm	

ICAL Method: C8 04 08 Analyst: AA

Seq.	File ID	GPL ID	Dil	Matrix	Date	Comments
10.23 08	U					
	U					
	U					
	U					
	U					
	U					
	U					
	U					
	U					
	U					
	U					
	U					
	U					
	U					
	U					
	U					
	U					
	U					
	U					

Injection Log

Directory: h:\gcdata\u\102308

Line	Vial	FileName	Multiplier	SampleName	Misc Info	Injected
1	1	u0316865.d	1.	AR1660-3 43774	8082 STD	23 Oct 08 12:16
2	1	u0316866.d	1.	AR1660-3	8082 STD	23 Oct 08 14:28
3	1	u0316867.d	1.	AR1660-3 43774	8082 STD	23 Oct 08 15:04
4	2	u0316868.d	1.	BLK106241	BLK,S	23 Oct 08 15:36
5	3	u0316869.d	1.	BKS106241	BKS,S	23 Oct 08 16:08
6	4	u0316870.d	1.	810137-001-001-1/1	SB-553-550-05-1,S	23 Oct 08 16:40
7	5	u0316871.d	1.	810137-002-002-1/1	SB-553-2,S	23 Oct 08 17:12
8	6	u0316872.d	1.	810137-003-003-1/1	SB-547-550-0.5,S	23 Oct 08 17:44
9	7	u0316873.d	1.	810137-004-004-1/1	SB-547-550-0.5-1,S	23 Oct 08 18:16
10	8	u0316874.d	1.	810137-005-005-1/1	SB-547-2,S	23 Oct 08 18:48
11	9	u0316875.d	1.	810137-008-008-1/1	SB-554-550-5.1,S	23 Oct 08 19:20
12	10	u0316876.d	1.	810137-009-009-1/1	SB-554-2,S	23 Oct 08 19:52
13	11	u0316877.d	1.	810137-012-012-1/1 Needs dilution	SB-553-SS[CS],S	23 Oct 08 20:24
14	12	u0316878.d	1.	AR1660-3	8082 STD	23 Oct 08 20:57
15	12	u0316879.d	1.	AR1660-3 43774	8082 STD	23 Oct 08 21:29
16	13	u0316880.d	1.	810137-013-013-1/1	SB-DUP-1,S	23 Oct 08 22:01
17	14	u0316881.d	1.	810137-014-014-1/1	SB-DUP-2,S	23 Oct 08 22:33
18	15	u0316882.d	1.	810137-015-015-1/1	SB-DUP-3,S	23 Oct 08 23:05
19	16	u0316883.d	1.	810137-016-016-1/1 Needs dilution	SB-554-SS[CS],S	23 Oct 08 23:37
20	17	u0316884.d	1.	810137-016-016-1/1MS	SB-554-SS[CS]MS,S	24 Oct 08 00:09

Comments:

GC ANALYSIS LOG

Intrument ID: HP5890 # U

Reviewed by: RP Date: 10/28/08

Data Acquisition Method:	Pest32 / PCB32 / Herb32
Injector Temp (oC):	180 / 200 / 240 /
Detector Temp(oC):	300
Oven Initial Temp(oC):	60 / 150 /
Initial Time (min):	0.0 / 0.50 / 1.0 / 10 min
Ramp Rate (oC/min) :	10-250-4/11-330°-4/18-300°-7
Final Temp(oC):	200 / 275 / 300 /
Injection Volume(uL):	1.0 / 2.0 / 2.5 /

Detector A

Column:	RTX-CLP	30meter
ID:	0.32 mm	

Detector B

Column:	RTX-CLP2	30 meter
ID:	0.32 mm	

ICAL Method: 080408

Analyst: LK

Seq.		Line	Vial	FileName	Multiplier	SampleName	Misc Info	Injected
		1	1	u0316885.d	1.	AR1660-3 43774		
102408	U	2	2	u0316886.d	1.	810137-012-012-1/1 5X	8082 STD	24 Oct 08 09:21
		3	3	u0316887.d	1.	810137-015-015-1/1	SB-553-SS[CS],S	24 Oct 08 09:59
		4	4	u0316888.d	1.	810137-016-016-1/1 5X	SB-DUP-3,S	24 Oct 08 10:31
	U	5	5	u0316889.d	1.	810137-016-016-1/1MS 5X	SB-554-SS[CS] DL,S	24 Oct 08 11:03
		6	6	u0316890.d	1.	810137-016-016-1/1MSD 5X	SB-554-SS[CS]MS DL,S	24 Oct 08 11:35
	U	7	7	u0316891.d	1.	BLK106245	SB-554-SS[CS]MSD DL,S	24 Oct 08 12:07
		8	8	u0316892.d	1.	BKS106245	BLK,S	24 Oct 08 12:39
	U	9	9	u0316893.d	1.	810140-001-001-1/1	BKS,S	24 Oct 08 13:11
		10	10	u0316894.d	1.	810140-002-002-1/1	SB-556-2,S	24 Oct 08 13:43
	U	11	11	u0316895.d	1.	810140-005-005-1/1	SB-556-4,S	24 Oct 08 14:15
		12	12	u0316896.d	1.	AR1660-3 43774	SB-561-550-0.5,S	24 Oct 08 14:47
		13	13	u0316897.d	1.	810140-006-006-1/1	8082 STD	24 Oct 08 15:19
	U	14	14	u0316898.d	1.	810140-007-007-1/1	SB-561-550-5.1,S	24 Oct 08 15:51
		15	15	u0316899.d	1.	810140-008-008-1/1	SB-561-2,S	24 Oct 08 16:23
	U	16	16	u0316900.d	1.	810140-011-011-1/1	SB-561-4,S	24 Oct 08 16:55
		17	17	u0316901.d	1.	810140-012-012-1/1	SB-562-550-0.5,S	24 Oct 08 17:27
		18	18	u0316902.d	1.	810140-013-013-1/1	SB-562-550-5.1,S	24 Oct 08 18:00
	U	19	19	u0316903.d	1.	810140-014-014-1/1	SB-562-2,S	24 Oct 08 18:32
		20	20	u0316904.d	1.	810140-001-001-1/1MS	SB-562-4,S	24 Oct 08 19:04
	U	21	21	u0316905.d	1.	810140-001-001-1/1MSD	SB-556-2MS,S	24 Oct 08 19:36
		22	22	u0316906.d	1.	AR1660-3	SB-556-2MSD,S	24 Oct 08 20:08
	U	23	22	u0316907.d	1.	AR1660-3 43774	8082 STD	24 Oct 08 20:40
		24	23	u0316908.d	1.	810141-001-001-1/1	8082 STD	24 Oct 08 21:12
	U	25	24	u0316909.d	1.	810141-002-002-1/1	SB-563-550-0.5,S	24 Oct 08 21:44
		26	25	u0316910.d	1.	810141-003-003-1/1	SB-563-550-0.5-1,S	24 Oct 08 22:17
		27	26	u0316911.d	1.	810141-004-004-1/1	SB-563-2,S	24 Oct 08 22:49
	U	28	27	u0316912.d	1.	810141-007-007-1/1	SB-563-4,S	24 Oct 08 23:21
		29	28	u0316913.d	1.	810141-008-008-1/1	SB-568-550-0.5,S	24 Oct 08 23:53
	U	30	29	u0316914.d	1.	810141-009-009-1/1	SB-568-550-0.5-1,S	25 Oct 08 00:25
		31	30	u0316915.d	1.	810141-010-010-1/1	SB-568-2,S	25 Oct 08 00:57
	U	32	31	u0316916.d	1.	AR1660-3	SB-568-4,S	25 Oct 08 01:29
		33	31	u0316917.d	1.	AR1660-3 43774	8082 STD	25 Oct 08 02:01
	U	34	32	u0316918.d	1.	BLK106280	8082 STD	25 Oct 08 02:33
		35	33	u0316919.d	1.	BKS106280	BLK,S	25 Oct 08 03:05
		36	34	u0316920.d	1.	810158-001-001-1/1	BKS,S	25 Oct 08 03:37
	U	37	35	u0316921.d	1.	810158-002-002-1/1	SB-556-2,S	25 Oct 08 04:09
		38	36	u0316922.d	1.	810158-003-003-1/1	SB-556-4,S	25 Oct 08 04:41
	U	39	37	u0316923.d	1.	810158-004-004-1/1	SB-556-6,S	25 Oct 08 05:13
		40	38	u0316924.d	1.	810158-005-005-1/1	SB-556-8,S	25 Oct 08 05:45
	U	41	39	u0316925.d	1.	810158-006-006-1/1	SB-564-550-0.5,S	25 Oct 08 06:17
		42	40	u0316926.d	1.	810158-007-007-1/1	SB-564-550-5.1,S	25 Oct 08 06:49
	U	43	41	u0316927.d	1.	810158-008-008-1/1	SB-564-2,S	25 Oct 08 07:21
		44	42	u0316928.d	1.	AR1660-3	SB-564-4,S	25 Oct 08 07:53
		45	42	u0316929.d	1.	AR1660-3 43774	8082 STD	25 Oct 08 08:25
	U	46	43	u0316930.d	1.	810158-008-008-1/1MS	8082 STD	25 Oct 08 08:57
		47	44	u0316931.d	1.	810158-008-008-1/1MSD	SB-564-4MS,S	25 Oct 08 09:29
	U	48	45	u0316932.d	1.	810158-011-011-1/1	SB-564-4MSD,S	25 Oct 08 10:02
		49	46	u0316933.d	1.	810158-012-012-1/1	SB-559-550-0.5,S	25 Oct 08 10:33
	U	50	47	u0316934.d	1.	810158-013-013-1/1	SB-559-550-5.1,S	25 Oct 08 11:06
		51	48	u0316935.d	1.	810158-014-014-1/1	SB-559-2,S	25 Oct 08 11:38
	U	52	49	u0316936.d	1.	810158-015-015-1/1	SB-559-4,S	25 Oct 08 12:10
		53	50	u0316937.d	1.	810158-016-016-1/1	SB-559-6,S	25 Oct 08 12:42
		54	51	u0316938.d	1.	810158-017-017-1/1	SB-559-8,S	25 Oct 08 13:14
		55	52	u0316939.d	1.	810158-018-018-1/1	SB-560-550-0.5,S	25 Oct 08 13:46
		56	53	u0316940.d	1.	AR1660-3 43774	SB-560-550-5.1,S	25 Oct 08 14:18
		57	53	u0316941.d	1.	AR1660-3	8082 STD	25 Oct 08 14:50
							8082 STD	25 Oct 08 15:22

Comments:

PESTICIDE/PCB EXTRACTION LOG

SOIL / WATER / WIPES / OIL

Sep. Funnel 3510C / Continuous 3520C / Soxhlet 3540C / Sonication 3550B / Waste Dilution 3580A
OLCO3.2 / OLMO4.2 / OLMO3.2 / OLM04.3

Approval / Date: 10/23/08

GPC: Y (N)

Analysis Method: 8082 (S)

Ext. Chemist: VT Date: 10/23/08 Conc. Chemist: VT Date: 10/23/08

Cleanup:

Florisil (3620B)(F) Date: — Acid(3665A)(A) Date 10/23/08 Sulfur (3660B)(S) Date: —

Lot #: — Lot #: 071680 Lot #: —

Spike Witness Initials: W.P

GPL W. O. #	Frac.	Init pH	Sample Vol. gram / mL	Surr. Vol. mL	Spike Vol. mL	Adjust. pH	F / A / S Cleanup	F.V. mL
810137	BLK 10624	—	30.00	1.0	—	—	A	10.0
	BKS		30.00		1.0			
	016 MS		30.01					
	016 MSD		29.99					
	001		30.00					
	002		30.01					
	003		30.00					
	004		30.00					
	005		30.01					
	008		29.99					
	009		30.00					
	012		30.00					
	013		30.01					
	014		29.99					
	015		30.00					
	016		30.00					

VT 10/23/08

Solvent: DCM / Acetone Solvent: Hexane Surrogate Soln#: 43845 Matrix Spike Soln #: 43770

Lot #G2940I, E48E51 Lot #: G31E29 Surr. Soln Conc(s): 0.2 PPM MS Soln Conc(s): 5.5 PPM

Sodium Sulfate # : C37580

Comments & Observations:

Tetra Tech NUS **INTERNAL CORRESPONDENCE**

TO:	**M. MARTIN**	**DATE:**	**MAY 1st, 2009**
FROM:	**MEGAN CARSON**	**COPIES:**	**DV FILE**
SUBJECT:	**ORGANIC DATA VALIDATION- PCB LOCKHEED MIDDLE RIVER SDG 810139**		
SAMPLES:	16/Soil/		

SB-555-2	SB-555-4	SB-555-SS0.5-1	SB-555-SS0-0.5
SB-555-6	SB-555-8	SB-556-SS0.5-1	SB-556-SS0-0.5
SB-557-2	SB-557-4	SB-557-SS0.5-1	SB-557-SS0-0.5
SB-558-2	SB-558-4	SB-558-SS0.5-1	SB-558-SS0-0.5

Overview

The sample set for Lockheed Middle River, SDG 810139 consists of sixteen (16) soil samples. The samples were analyzed for polychlorinated biphenyls (PCB).

The samples were collected by GPL Laboratories, LLLP on October 21st , 2008 and analyzed by GPL Laboratories, LLLP. All analyses were conducted in accordance with SW-846 Method 8082 analytical and reporting protocols.

The data contained in this SDG were validated with regard to the following parameters: data completeness, holding times, initial/continuing calibrations, laboratory method blank results, surrogate spike recoveries, blank spike results, matrix spike / matrix spike duplicate results, chromatographic resolution, compound identification, compound quantitation, and detection limits. Areas of concern are listed below.

Major

- None.

Minor

- Sample SB-555-SS0-0.5 had a percent difference between columns greater than the quality control limit of 25% for the positive result for Aroclor 1260. The positive result for Aroclor 1260 was qualified as estimated (J).

- Sample SB-555-SS0.5-1 had a percent difference between columns greater than the quality control limit of 25% for the positive result for Aroclor 1260. The positive result for Aroclor 1260 was qualified as estimated (J).

Notes

- Positive results below the reporting limit but above the method detection limit were qualified as estimated (J).

- Sample SB-555-SS0.5-1 had a high percent recovery for surrogate tetrachloro-m-xylene on one column. No validation action was warranted because only one surrogate was out of compliance.

- Sample SB-558-4 had a high percent recovery for surrogate tetrachloro-m-xylene decachlorobiphenyl on one column. No validation action was warranted because only one surrogate was out of compliance.

- Sample SB-555-SS0-0.5 had zero percent recovery for all both surrogates on both columns. No validation action was warranted because poor recoveries were caused by sample dilution.

- The continuing calibration performed on instrument GCMSU on 10/28/08 at 12:44 had a percent difference greater than 15% for Aroclor 1221. SB-558-SS0-0.5 was the only sample affected. No validation action was warranted as all sample results were non-detects.

- The following samples were analyzed at dilutions to bring Aroclor-1260 within linear calibration range:

Sample	Dilution Factor
SB-558-SS0-0.5	10X
SB-555-SS0-0.5	100X
SB-555-SS0.5-1	50X
SB-555-2	50X
SB-555-4	50X

- The laboratory case narrative stated that sample SB-558-4 was analyzed at a dilution but no dilution was noted in the raw data or the form 1. Sample was determined not to have been diluted.

- Sample SB-558-SS0-0.5 was not listed as being diluted but a dilution factor was noted in the raw data and on form 1. Sample was determined to have been diluted. In addition, sample result calculations from lab were incorrect and were corrected by validator.

Executive Summary

Laboratory Performance: None.

Other Factors Affecting Data Quality: Several samples had percent difference between columns non-compliance.

The data for these analyses were reviewed with reference to Region III modifications to U.S. EPA National Functional Guidelines for Organic Data Validation (Sept. 1994). The text of this report has been formulated to address only those problem areas affecting data quality.

Megan Carson

Tetra Tech NUS
Megan Carson

Chemist/Data Validator

Edward Sedlmeyer / for
Tetra Tech NUS
Joseph A. Samchuck
Quality Assurance Officer

Attachments:
Appendix A – Qualified Analytical Results
Appendix B – Results as Reported by the Laboratory
Appendix C – Support Documentation

Appendix A

Qualified Analytical Results

PROJ_NO: 02135	NSAMPLE	SB-555-2			SB-555-4			SB-555-6			SB-555-8		
SDG: 810139	LAB_ID	810139-015			810139-016			810139-017			810139-018		
FRACTION: PEST/PCB	SAMP_DATE	10/21/2008			10/21/2008			10/21/2008			10/21/2008		
MEDIA: SOIL	QC_TYPE	NM			NM			NM			NM		
	UNITS	UG/KG			UG/KG			UG/KG			UG/KG		
	PCT_SOLIDS	87.9			91.2			91.8			87.1		
	DUP_OF												
PARAMETER		RESULT	VQL	QLCD	RESULT	VQL	QLCD	RESULT	VQL	QLCD	RESULT	VQL	QLCD
AROCLOR-1016		950	U		910	U		18	U		19	U	
AROCLOR-1221		950	U		910	U		18	U		19	U	
AROCLOR-1232		950	U		910	U		18	U		19	U	
AROCLOR-1242		950	U		910	U		18	U		19	U	
AROCLOR-1248		950	U		910	U		18	U		19	U	
AROCLOR-1254		950	U		9800			18	U		19	U	
AROCLOR-1260		3800			7800			18	U		250		

PROJ_NO: 02135	NSAMPLE	SB-555-SS0.5-1			SB-555-SS0-0.5			SB-556-SS0.5-1			SB-556-SS0-0.5		
SDG: 810139	LAB_ID	810139-014			810139-013			810139-020			810139-019		
FRACTION: PEST/PCB	SAMP_DATE	10/21/2008			10/21/2008			10/21/2008			10/21/2008		
MEDIA: SOIL	QC_TYPE	NM			NM			NM			NM		
	UNITS	UG/KG			UG/KG			UG/KG			UG/KG		
	PCT_SOLIDS	91.4			93.0			82.2			90.7		
	DUP_OF												
PARAMETER		RESULT	VQL	QLCD	RESULT	VQL	QLCD	RESULT	VQL	QLCD	RESULT	VQL	QLCD
AROCLOR-1016		910	U		1800	U		20	U		18	U	
AROCLOR-1221		910	U		1800	U		20	U		18	U	
AROCLOR-1232		910	U		1800	U		20	U		18	U	
AROCLOR-1242		910	U		1800	U		20	U		18	U	
AROCLOR-1248		910	U		1800	U		20	U		18	U	
AROCLOR-1254		4800			36000			20	U		18	U	
AROCLOR-1260		3800	J	U	17000	J	U	20	U		180		

PROJ_NO: 02135	NSAMPLE	SB-557-2			SB-557-4			SB-557-SS0.5-1			SB-557-SS0-0.5		
SDG: 810139	LAB_ID	810139-003			810139-004			810139-002			810139-001		
FRACTION: PEST/PCB	SAMP_DATE	10/21/2008			10/21/2008			10/21/2008			10/21/2008		
MEDIA: SOIL	QC_TYPE	NM			NM			NM			NM		
	UNITS	UG/KG			UG/KG			UG/KG			UG/KG		
	PCT_SOLIDS	94.7			91.2			90.3			89.5		
	DUP_OF												
PARAMETER		RESULT	VQL	QLCD	RESULT	VQL	QLCD	RESULT	VQL	QLCD	RESULT	VQL	QLCD
AROCLOR-1016		18	U		18	U		18	U		19	U	
AROCLOR-1221		18	U		18	U		18	U		19	U	
AROCLOR-1232		18	U		18	U		18	U		19	U	
AROCLOR-1242		18	U		18	U		18	U		19	U	
AROCLOR-1248		18	U		18	U		18	U		19	U	
AROCLOR-1254		18	U		27			18	U		19	U	
AROCLOR-1260		18	U		18	U		18	U		11	J	P

PROJ_NO: 02135	NSAMPLE	SB-558-2			SB-558-4			SB-558-SS0.5-1			SB-558-SS0-0.5		
SDG: 810139	LAB_ID	810139-009			810139-010			810139-008			810139-007		
FRACTION: PEST/PCB	SAMP_DATE	10/21/2008			10/21/2008			10/21/2008			10/21/2008		
MEDIA: SOIL	QC_TYPE	NM			NM			NM			NM		
	UNITS	UG/KG			UG/KG			UG/KG			UG/KG		
	PCT_SOLIDS	89.3			86.6			87.0			86.6		
	DUP_OF												
PARAMETER		RESULT	VQL	QLCD	RESULT	VQL	QLCD	RESULT	VQL	QLCD	RESULT	VQL	QLCD
AROCLOR-1016		19	U		19	U		19	U		196	U	
AROCLOR-1221		19	U		19	U		19	U		196	U	
AROCLOR-1232		19	U		19	U		19	U		196	U	
AROCLOR-1242		19	U		19	U		19	U		196	U	
AROCLOR-1248		19	U		19	U		19	U		196	U	
AROCLOR-1254		51			19	U		19	U		196	U	
AROCLOR-1260		19	U		140			19	U		1600		

Appendix B

Results as Reported by the Laboratory

GPL Laboratories

GPL
FORM I
ANALYSIS DATA SHEET

SAMPLE NO
SB-555-2 DL

Lab Name :	GPL Laboratories	Client. :	Tetra Tech NUS
Lab Code :	GPL	SAS NO. :	
Case No. :		SDG NO :	810139
Matrix : (Soil / Water)	SOIL	Lab Sample ID :	810139-015-015-1/1
Sample Volume :	30	Lab File ID :	U0316960.D
% Moisture:	12.06	Date Received	10/22/2008
Extraction:	SW3550	Date Extracted:	10/23/2008
Extract Volume:	10 mL	Date Analyzed	10/27/2008
Injection Volume :	1 µL	Dilution Factor :	50
GPC Clean up (Y/N):	pH:		

Concentration Units (ug/L or ug/kg dry weight) : ug/kg

CAS NO	COMPOUND		Q
12674-11-2	PCB-1016	950	U
11104-28-2	PCB-1221	950	U
11141-16-5	PCB-1232	950	U
53469-21-9	PCB-1242	950	U
12672-29-6	PCB-1248	950	U
11097-69-1	PCB-1254	950	U
11096-82-5	PCB-1260	3800	

GPL Laboratories

GPL
FORM 1
ANALYSIS DATA SHEET

SAMPLE NO
SB-555-4 DL

Lab Name :	GPL Laboratories	Client. :	Tetra Tech NUS
Lab Code :	GPL	SAS NO. :	
Case No. :		SDG NO :	810139
Matrix : (Soil / Water)	SOIL	Lab Sample ID :	810139-016-016-1/1
Sample Volume :	30	Lab File ID :	U0316961.D
% Moisture:	8.79	Date Received	10/22/2008
Extraction:	SW3550	Date Extracted:	10/23/2008
Extract Volume:	10 mL	Date Analyzed	10/27/2008
Injection Volume :	1 µL	Dilution Factor :	50
GPC Clean up (Y/N):	pH:		

Concentration Units (ug/L or ug/kg dry weight) : ug/kg

CAS NO	COMPOUND		Q
12674-11-2	PCB-1016	910	U
11104-28-2	PCB-1221	910	U
11141-16-5	PCB-1232	910	U
53469-21-9	PCB-1242	910	U
12672-29-6	PCB-1248	910	U
11097-69-1	PCB-1254	9800	
11096-82-5	PCB-1260	7800	

GPL Laboratories

GPL
FORM 1
ANALYSIS DATA SHEET

SAMPLE NO
SB-555-550-0.5 DL

Lab Name :	GPL Laboratories	Client. :	Tetra Tech NUS
Lab Code :	GPL	SAS NO. :	
Case No. :		SDG NO :	810139
Matrix : (Soil / Water)	SOIL	Lab Sample ID :	810139-013-013-1/1
Sample Volume :	30.03	Lab File ID :	U0316956.D
% Moisture:	7.03	Date Received	10/22/2008
Extraction:	SW3550	Date Extracted:	10/23/2008
Extract Volume:	10 mL	Date Analyzed	10/27/2008
Injection Volume :	1 µL	Dilution Factor :	100
GPC Clean up (Y/N):	pH:		

Concentration Units (ug/L or ug/kg dry weight) : ug/kg

CAS NO	COMPOUND		Q
12674-11-2	PCB-1016	1800	U
11104-28-2	PCB-1221	1800	U
11141-16-5	PCB-1232	1800	U
53469-21-9	PCB-1242	1800	U
12672-29-6	PCB-1248	1800	U
11097-69-1	PCB-1254	36000	
11096-82-5	PCB-1260	17000	P

GPL Laboratories

GPL
FORM 1
ANALYSIS DATA SHEET

SAMPLE NO
SB-555-550.5-1 DL

Lab Name :	GPL Laboratories	Client. :	Tetra Tech NUS
Lab Code :	GPL	SAS NO. :	
Case No. :		SDG NO :	810139
Matrix : (Soil / Water)	SOIL	Lab Sample ID :	810139-014-014-1/1
Sample Volume :	30	Lab File ID :	U0316957.D
% Moisture:	8.58	Date Received	10/22/2008
Extraction:	SW3550	Date Extracted:	10/23/2008
Extract Volume:	10 mL	Date Analyzed	10/27/2008
Injection Volume :	1 µL	Dilution Factor :	50
GPC Clean up (Y/N):	pH:		

Concentration Units (ug/L or ug/kg dry weight) : ug/kg

CAS NO	COMPOUND		Q
12674-11-2	PCB-1016	910	U
11104-28-2	PCB-1221	910	U
11141-16-5	PCB-1232	910	U
53469-21-9	PCB-1242	910	U
12672-29-6	PCB-1248	910	U
11097-69-1	PCB-1254	4800	
11096-82-5	PCB-1260	3800	P

GPL Laboratories

GPL
FORM I
ANALYSIS DATA SHEET

SAMPLE NO
SB-555-6

Lab Name :	GPL Laboratories	Client. :	Tetra Tech NUS
Lab Code :	GPL	SAS NO. :	
Case No. :		SDG NO :	810139
Matrix : (Soil / Water)	SOIL	Lab Sample ID :	810139-017-017-1/1
Sample Volume :	30.03	Lab File ID :	V027967.D
% Moisture:	8.2	Date Received	10/22/2008
Extraction:	SW3550	Date Extracted:	10/23/2008
Extract Volume:	10 mL	Date Analyzed	10/25/2008
Injection Volume :	1 µL	Dilution Factor :	1
GPC Clean up (Y/N):		pH:	

Concentration Units (ug/L or ug/kg dry weight) : ug/kg

CAS NO	COMPOUND		Q
12674-11-2	PCB-1016	18	U
11104-28-2	PCB-1221	18	U
11141-16-5	PCB-1232	18	U
53469-21-9	PCB-1242	18	U
12672-29-6	PCB-1248	18	U
11097-69-1	PCB-1254	18	U
11096-82-5	PCB-1260	18	U

GPL Laboratories

GPL
FORM I
ANALYSIS DATA SHEET

SAMPLE NO
SB-555-8

Lab Name :	GPL Laboratories	Client. :	Tetra Tech NUS
Lab Code :	GPL	SAS NO. :	
Case No. :		SDG NO :	810139
Matrix : (Soil / Water)	SOIL	Lab Sample ID :	810139-018-018-1/1
Sample Volume :	30.02	Lab File ID :	V027968.D
% Moisture:	12.95	Date Received	10/22/2008
Extraction:	SW3550	Date Extracted:	10/23/2008
Extract Volume:	10 mL	Date Analyzed	10/25/2008
Injection Volume :	1 µL	Dilution Factor :	1
GPC Clean up (Y/N):	pH:		

Concentration Units (ug/L or ug/kg dry weight) : ug/kg

CAS NO	COMPOUND		Q
12674-11-2	PCB-1016	19	U
11104-28-2	PCB-1221	19	U
11141-16-5	PCB-1232	19	U
53469-21-9	PCB-1242	19	U
12672-29-6	PCB-1248	19	U
11097-69-1	PCB-1254	19	U
11096-82-5	PCB-1260	250	

GPL Laboratories

GPL
FORM I
ANALYSIS DATA SHEET

SAMPLE NO
SB-556-550.5-1

Lab Name :	GPL Laboratories	Client. :	Tetra Tech NUS
Lab Code :	GPL	SAS NO. :	
Case No. :		SDG NO :	810139
Matrix : (Soil / Water)	SOIL	Lab Sample ID :	810139-020-020-1/1
Sample Volume :	30	Lab File ID :	V027972.D
% Moisture:	17.78	Date Received	10/22/2008
Extraction:	SW3550	Date Extracted:	10/23/2008
Extract Volume:	10 mL	Date Analyzed	10/25/2008
Injection Volume :	1 µL	Dilution Factor :	1
GPC Clean up (Y/N):	pH:		

Concentration Units (ug/L or ug/kg dry weight) : ug/kg

CAS NO	COMPOUND		Q
12674-11-2	PCB-1016	20	U
11104-28-2	PCB-1221	20	U
11141-16-5	PCB-1232	20	U
53469-21-9	PCB-1242	20	U
12672-29-6	PCB-1248	20	U
11097-69-1	PCB-1254	20	U
11096-82-5	PCB-1260	20	U

GPL Laboratories

GPL
FORM I
ANALYSIS DATA SHEET

SAMPLE NO
SB-556-550-0.5

Lab Name :	GPL Laboratories	Client. :	Tetra Tech NUS
Lab Code :	GPL	SAS NO. :	
Case No. :		SDG NO :	810139
Matrix : (Soil / Water)	SOIL	Lab Sample ID :	810139-019-019-1/1
Sample Volume :	30	Lab File ID :	V027969.D
% Moisture:	9.26	Date Received	10/22/2008
Extraction:	SW3550	Date Extracted:	10/23/2008
Extract Volume:	10 mL	Date Analyzed	10/25/2008
Injection Volume :	1 µL	Dilution Factor :	1
GPC Clean up (Y/N):	pH:		

Concentration Units (ug/L or ug/kg dry weight) : ug/kg

CAS NO	COMPOUND		Q
12674-11-2	PCB-1016	18	U
11104-28-2	PCB-1221	18	U
11141-16-5	PCB-1232	18	U
53469-21-9	PCB-1242	18	U
12672-29-6	PCB-1248	18	U
11097-69-1	PCB-1254	18	U
11096-82-5	PCB-1260	180	

GPL Laboratories

GPL
FORM I
ANALYSIS DATA SHEET

SAMPLE NO
SB-557-2

Lab Name :	GPL Laboratories	Client. :	Tetra Tech NUS
Lab Code :	GPL	SAS NO. :	
Case No. :		SDG NO :	810139
Matrix : (Soil / Water)	SOIL	Lab Sample ID :	810139-003-003-1/1
Sample Volume :	30	Lab File ID :	V027953.D
% Moisture:	5.32	Date Received	10/22/2008
Extraction:	SW3550	Date Extracted:	10/23/2008
Extract Volume:	10 mL	Date Analyzed	10/24/2008
Injection Volume :	1 µ L	Dilution Factor :	1
GPC Clean up (Y/N):	pH:		

Concentration Units (ug/L or ug/kg dry weight) : ug/kg

CAS NO	COMPOUND		Q
12674-11-2	PCB-1016	18	U
11104-28-2	PCB-1221	18	U
11141-16-5	PCB-1232	18	U
53469-21-9	PCB-1242	18	U
12672-29-6	PCB-1248	18	U
11097-69-1	PCB-1254	18	U
11096-82-5	PCB-1260	18	U

GPL Laboratories

GPL
FORM 1
ANALYSIS DATA SHEET

SAMPLE NO
SB-557-4

Lab Name :	GPL Laboratories	Client. :	Tetra Tech NUS
Lab Code :	GPL	SAS NO. :	
Case No. :		SDG NO :	810139
Matrix : (Soil / Water)	SOIL	Lab Sample ID :	810139-004-004-1/1
Sample Volume :	30	Lab File ID :	V027956.D
% Moisture:	8.82	Date Received	10/22/2008
Extraction:	SW3550	Date Extracted:	10/23/2008
Extract Volume:	10 mL	Date Analyzed	10/24/2008
Injection Volume :	1 µL	Dilution Factor :	1
GPC Clean up (Y/N):	pH:		

Concentration Units (ug/L or ug/kg dry weight) : ug/kg

CAS NO	COMPOUND		Q
12674-11-2	PCB-1016	18	U
11104-28-2	PCB-1221	18	U
11141-16-5	PCB-1232	18	U
53469-21-9	PCB-1242	18	U
12672-29-6	PCB-1248	18	U
11097-69-1	PCB-1254	27	
11096-82-5	PCB-1260	18	U

GPL Laboratories

GPL
FORM 1
ANALYSIS DATA SHEET

SAMPLE NO
SB-557-550.5-1

Lab Name :	GPL Laboratories	Client. :	Tetra Tech NUS
Lab Code :	GPL	SAS NO. :	
Case No. :		SDG NO :	810139
Matrix : (Soil / Water)	SOIL	Lab Sample ID :	810139-002-002-1/1
Sample Volume :	30.03	Lab File ID :	V027952.D
% Moisture:	9.67	Date Received	10/22/2008
Extraction:	SW3550	Date Extracted:	10/23/2008
Extract Volume:	10 mL	Date Analyzed	10/24/2008
Injection Volume :	1 µL	Dilution Factor :	1
GPC Clean up (Y/N):	pH:		

Concentration Units (ug/L or ug/kg dry weight) : ug/kg

CAS NO	COMPOUND		Q
12674-11-2	PCB-1016	18	U
11104-28-2	PCB-1221	18	U
11141-16-5	PCB-1232	18	U
53469-21-9	PCB-1242	18	U
12672-29-6	PCB-1248	18	U
11097-69-1	PCB-1254	18	U
11096-82-5	PCB-1260	18	U

GPL Laboratories

GPL
FORM I
ANALYSIS DATA SHEET

SAMPLE NO
SB-557-550-0.5

Lab Name :	GPL Laboratories	Client. :	Tetra Tech NUS
Lab Code :	GPL	SAS NO. :	
Case No. :		SDG NO :	810139
Matrix : (Soil / Water)	SOIL	Lab Sample ID :	810139-001-001-1/1
Sample Volume :	30.01	Lab File ID :	V027951.D
% Moisture:	10.52	Date Received	10/22/2008
Extraction:	SW3550	Date Extracted:	10/23/2008
Extract Volume:	10 mL	Date Analyzed	10/24/2008
Injection Volume :	1 µL	Dilution Factor :	1
GPC Clean up (Y/N):		pH:	

Concentration Units (ug/L or ug/kg dry weight) : ug/kg

CAS NO	COMPOUND		Q
12674-11-2	PCB-1016	19	U
11104-28-2	PCB-1221	19	U
11141-16-5	PCB-1232	19	U
53469-21-9	PCB-1242	19	U
12672-29-6	PCB-1248	19	U
11097-69-1	PCB-1254	19	U
11096-82-5	PCB-1260	11	J

GPL Laboratories

GPL
FORM I
ANALYSIS DATA SHEET

SAMPLE NO
SB-558-2

Lab Name :	GPL Laboratories	Client. :	Tetra Tech NUS
Lab Code :	GPL	SAS NO. :	
Case No. :		SDG NO :	810139
Matrix : (Soil / Water)	SOIL	Lab Sample ID :	810139-009-009-1/1
Sample Volume :	30	Lab File ID :	U0316955.D
% Moisture:	10.74	Date Received	10/22/2008
Extraction:	SW3550	Date Extracted:	10/23/2008
Extract Volume:	10 mL	Date Analyzed	10/27/2008
Injection Volume :	1 µL	Dilution Factor :	1
GPC Clean up (Y/N):	pH:		

Concentration Units (ug/L or ug/kg dry weight) : ug/kg

CAS NO	COMPOUND		Q
12674-11-2	PCB-1016	19	U
11104-28-2	PCB-1221	19	U
11141-16-5	PCB-1232	19	U
53469-21-9	PCB-1242	19	U
12672-29-6	PCB-1248	19	U
11097-69-1	PCB-1254	51	
11096-82-5	PCB-1260	19	U

GPL Laboratories

GPL
FORM 1
ANALYSIS DATA SHEET

SAMPLE NO
SB-558-4

Lab Name :	GPL Laboratories	Client. :	Tetra Tech NUS
Lab Code :	GPL	SAS NO. :	
Case No. :		SDG NO :	810139
Matrix : (Soil / Water)	SOIL	Lab Sample ID :	810139-010-010-1/1
Sample Volume :	30.01	Lab File ID :	V027962.D
% Moisture:	13.38	Date Received	10/22/2008
Extraction:	SW3550	Date Extracted:	10/23/2008
Extract Volume:	10 mL	Date Analyzed	10/24/2008
Injection Volume :	1 µL	Dilution Factor :	1
GPC Clean up (Y/N):	pH:		

Concentration Units (ug/L or ug/kg dry weight) : ug/kg

CAS NO	COMPOUND		Q
12674-11-2	PCB-1016	19	U
11104-28-2	PCB-1221	19	U
11141-16-5	PCB-1232	19	U
53469-21-9	PCB-1242	19	U
12672-29-6	PCB-1248	19	U
11097-69-1	PCB-1254	19	U
11096-82-5	PCB-1260	140	

GPL Laboratories

GPL
FORM I
ANALYSIS DATA SHEET

SAMPLE NO
SB-558-550.5-1

Lab Name :	GPL Laboratories	Client. :	Tetra Tech NUS
Lab Code :	GPL	SAS NO. :	
Case No. :		SDG NO :	810139
Matrix : (Soil / Water)	SOIL	Lab Sample ID :	810139-008-008-1/1
Sample Volume :	30.01	Lab File ID :	V027960.D
% Moisture:	12.99	Date Received	10/22/2008
Extraction:	SW3550	Date Extracted:	10/23/2008
Extract Volume:	10 mL	Date Analyzed	10/24/2008
Injection Volume :	1 µL	Dilution Factor :	1
GPC Clean up (Y/N):	pH:		

Concentration Units (ug/L or ug/kg dry weight) : ug/kg

CAS NO	COMPOUND		Q
12674-11-2	PCB-1016	19	U
11104-28-2	PCB-1221	19	U
11141-16-5	PCB-1232	19	U
53469-21-9	PCB-1242	19	U
12672-29-6	PCB-1248	19	U
11097-69-1	PCB-1254	19	U
11096-82-5	PCB-1260	19	U

GPL Laboratories

GPL
FORM 1
ANALYSIS DATA SHEET

SAMPLE NO
SB-558-550-0.5 DL

Lab Name :	GPL Laboratories	Client. :	Tetra Tech NUS
Lab Code :	GPL	SAS NO. :	
Case No. :		SDG NO :	810139
Matrix : (Soil / Water)	SOIL	Lab Sample ID :	810139-007-007-1/1
Sample Volume :	30.04	Lab File ID :	U0316973.D
% Moisture:	13.44	Date Received	10/22/2008
Extraction:	SW3550	Date Extracted:	10/23/2008
Extract Volume:	10 mL	Date Analyzed	10/28/2008
Injection Volume :	1 µL	Dilution Factor :	10
GPC Clean up (Y/N):	pH:		

Concentration Units (ug/L or ug/kg dry weight) : ug/kg

CAS NO	COMPOUND		Q
12674-11-2	PCB-1016	1961 17	U
11104-28-2	PCB-1221	17	U
11141-16-5	PCB-1232	17	U
53469-21-9	PCB-1242	17	U
12672-29-6	PCB-1248	17	U
11097-69-1	PCB-1254	17	U
11096-82-5	PCB-1260	1600 ~~140~~	

MMC
4/28/09

Appendix C

Support Documentation

Megan Carson Lockheed Martin-Block-E SDG 810139

Sample: SB-558-550-0.5

* Calculation from Lab incorrect. Corrected results were calculated as seen below

Aroclor 1260 (CLP2)

$\frac{617400000}{1840000} = 335.54$

$\frac{945100000}{2363000} = 399.96$

$\frac{595000000}{1554000} = 382.88$

$\frac{1587700000}{3189000} = 497.87$

$\frac{980800000}{225400} = 435.14$

$2051.39 / 5 = 410.28 \text{ ug/kg}$

$\frac{410.28 \text{ ug/kg} \times 10 \text{mL} \times 10 (\text{Dilution})}{30.04 \text{g} \times 0.8656\%\text{S}} = 1577.84 \text{ ug/kg}$

Non detects reported at Reporting limit

$\frac{17 \times 10 (\text{DF})}{0.8656\%\text{S}} = 196.40.$

Quantitation Report

Signal #1 : I:\GCDATA\U\102708\U0316961.D\ECD1A.CH Vial: 16
Signal #2 : I:\GCDATA\U\102708\U0316961.D\ECD2B.CH
Acq On : 10-27-08 21:56:54 Operator: AA
Sample : 810139-016-016-1/1 50X Inst : Instrumen
Misc : SB-555-4 DL Multiplr: 1.00
IntFile Signal #1: autoint1.e IntFile Signal #2: autoint2.e
Quant Time: Oct 28 11:02 2008 Quant Results File: 080408AU.RES

Quant Method : H:\GCDATA\METHODS\U_ICAL\080408AU.M (Chemstation Integrator)
Title : 8082_PCB_Method / 608_PCB
Last Update : Tue Aug 05 11:57:42 2008
Response via : Multiple Level Calibration
DataAcq Meth : PEST32UT.M

Volume Inj. : 1.0uL
Signal #1 Phase : RTx-CLP Signal #2 Phase: RTx-CLP2
Signal #1 Info : 0.32 Signal #2 Info : 0.32

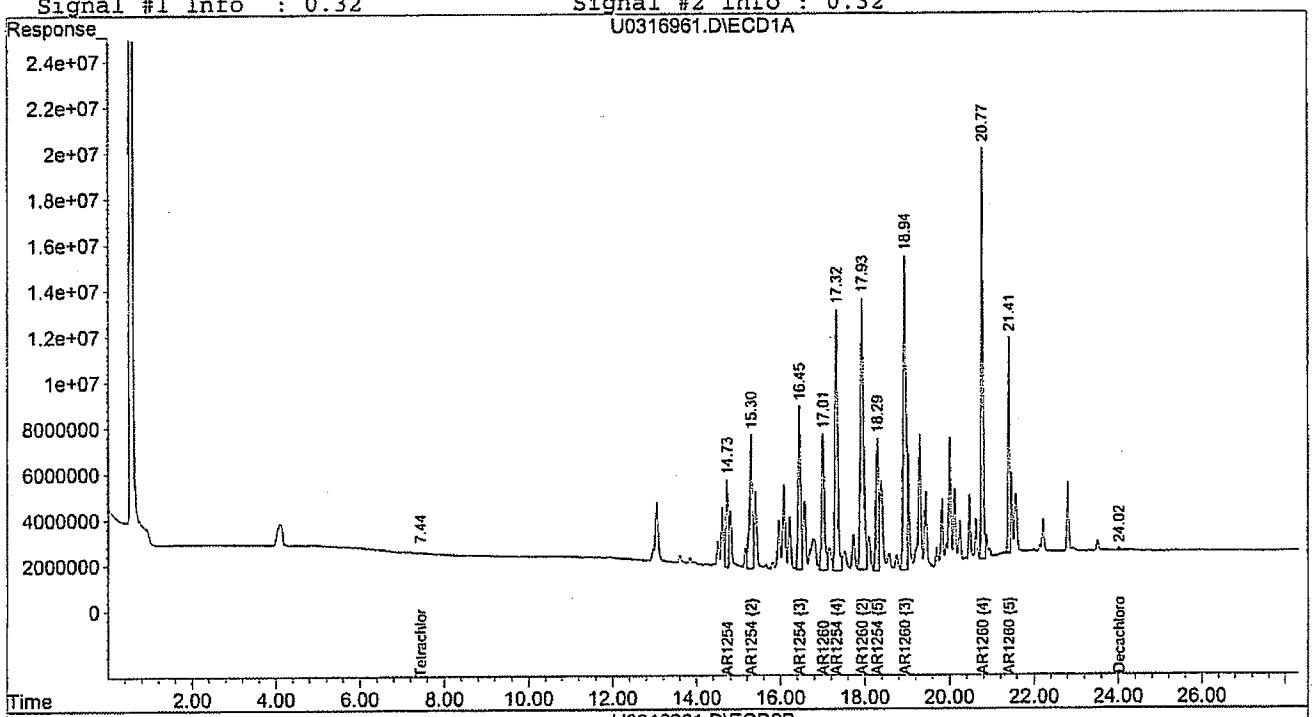

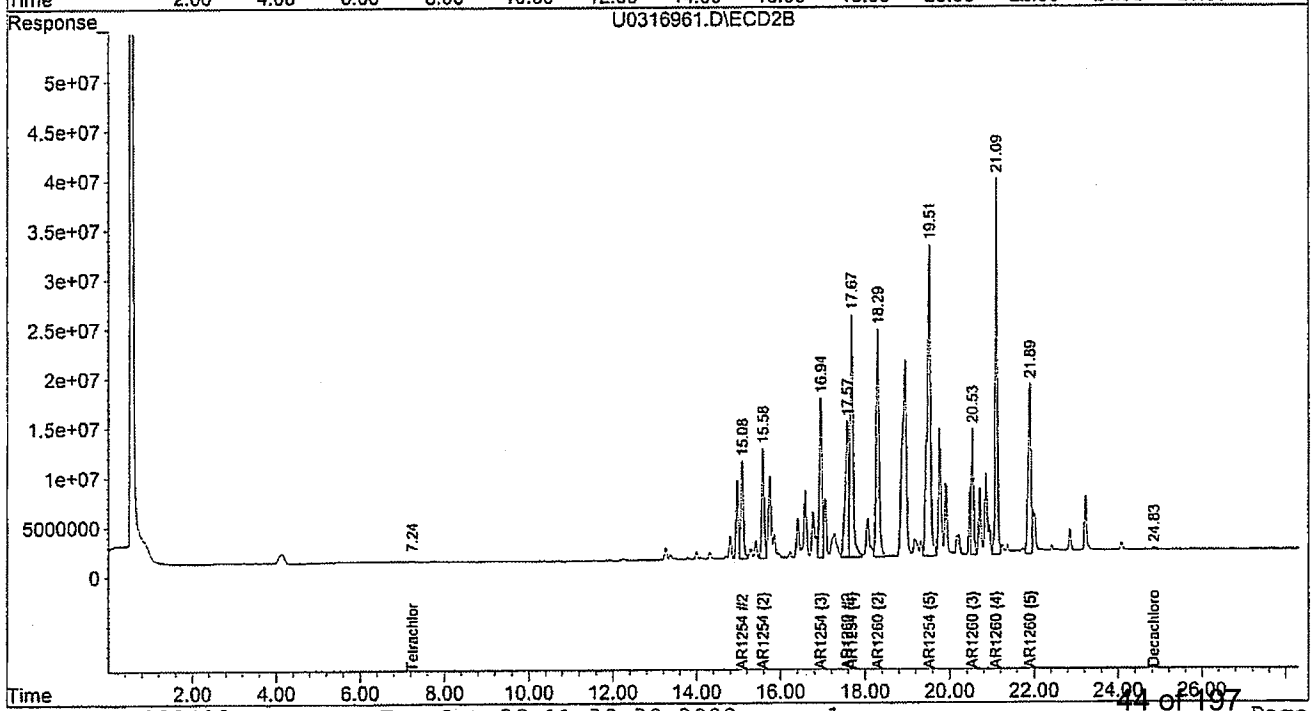

Quantitation Report

Signal #1 : I:\GCDATA\U\102708\U0316970.D\ECD1A.CH Vial: 25
Signal #2 : I:\GCDATA\U\102708\U0316970.D\ECD2B.CH
Acq On : 10-28-08 02:45:15 Operator: AA
Sample : AR1660-3 Inst : Instrumen
Misc : 8082 STD Multiplr: 1.00
IntFile Signal #1: autoint1.e IntFile Signal #2: autoint2.e
Quant Time: Oct 28 9:44 2008 Quant Results File: 080408AU.RES

Quant Method : H:\GCDATA\METHODS\U_ICAL\080408AU.M (Chemstation Integrator)
Title : 8082_PCB_Method / 608_PCB
Last Update : Tue Aug 05 11:57:42 2008
Response via : Multiple Level Calibration
DataAcq Meth : PEST32UT.M

Volume Inj. : 1.0uL
Signal #1 Phase : RTx-CLP Signal #2 Phase: RTx-CLP2
Signal #1 Info : 0.32 Signal #2 Info : 0.32

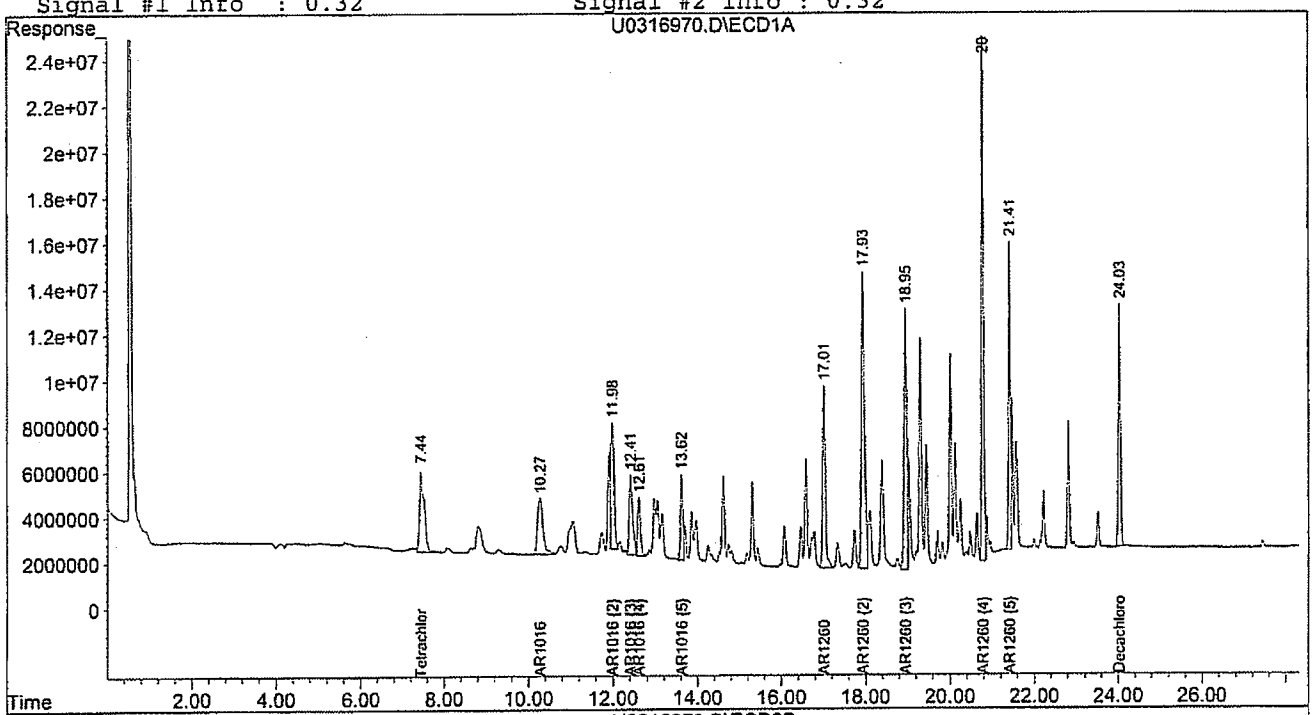

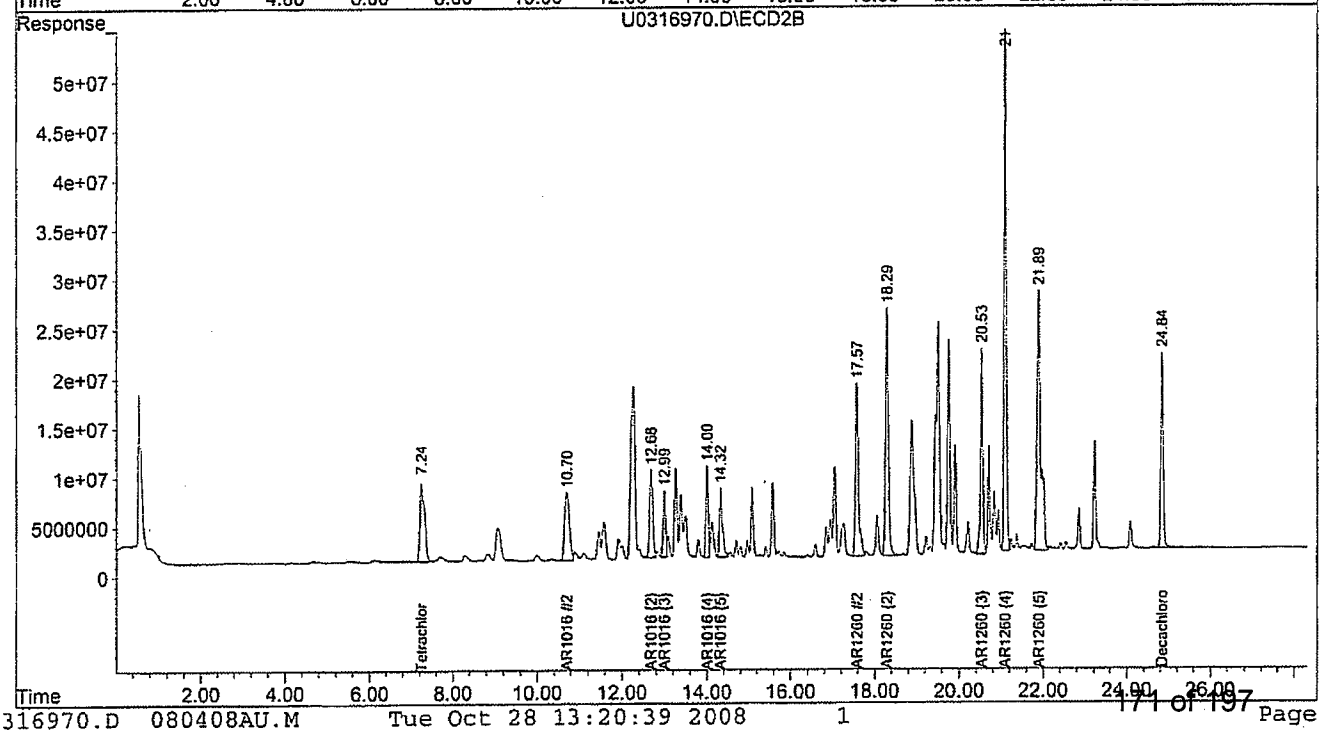

GPL LABORATORIES, LLLP

7210A Corporate Court
Frederick, MD 21703
(301) 694-5310
Fax (301) 620-0731

Contract #/Billing Reference: 1121C01855

1 of 2 Pgs.

Project: Block E Supplemental Soil Characterization
Client: TT NUS
Send Results To: Tony Apanavage
Address: 20251 Century Blvd. Suite 200
Germantown, MD 20874
Phone: (301) 528-3091

Sample ID#	Date Sampled	Time Sampled	Sample Matrix	Sampler's Initials	PCB	Lab Cooler No.	CLIENT COMMENTS
Turnaround Time					5 Days		
# of Containers					12		
Container Type					8oz jar		
Preservative Used					N/A		
Type of Analysis							
SB-557-SSO-05	10/21	1120	Soil	JP	X		
SB-557-SSO5-1	10/21	1123	Soil	JP	X		
SB-557-2	10/21	1125	Soil	JP	X		
SB-557-4	10/21	1129	Soil	JP	X		
SB-557-6	10/21	1126	Soil	JP	X		Analyze if SB-557-4 is >1 ppm
SB-557-8	10/21	1131	Soil	JP	X		Analyze if SB-557-4 is >1 ppm
SB-558-SSO-05	10/21	1217	Soil	JP	X		
SB-558-SSO5-1	10/21	1218	Soil	JP	X		
SB-558-2	10/21	1219	Soil	JP	X		
SB-558-4	10/21	1220	Soil	JP	X		
SB-558-6	10/21	1221	Soil	JP	X		Analyze if SB-558-4 is >1 ppm
SB-558-8	10/21	1222	Soil	JP	X		Analyze if SB-558-4 is >1 ppm

Relinquished By:	Date/Time	Received By:	Relinquished By:	Received for Laboratory By:	Date/Time

Relinquished By:	Date/Time	Received By:	Date/Time	Shipper:	Airbill No.:

Relinquished By:	Date/Time	Received By:	Lab Comments:	Temp:

G.P. W.O. _____

GPL LABORATORIES, LLLP

7210A Corporate Court
Frederick, MD 21703
(301) 694-5310
Fax (301) 620-0731

Contract #/Billing Reference: 112IC01855

1 of 2 Pgs.

Project: Block E Supplemental Soil Characterization
Client: TT NUS
Send Results To: Tony Aparavage
Address: 20251 Century Blvd Suite 300
Germantown, MD 20874
Phone: (301) 528-3021

Sample ID#	Date Sampled	Time Sampled	Sample Matrix	Sampler's Initials	Type of Analysis: PCB	Lab Cooler No.	CLIENT COMMENTS
~~SB-555-550-0.5~~	10/21	0945	Soil	JP	X		
~~SB-555-550.5-1~~	10/21	0948	Soil	JP	X		
SB-555-2	10/21	0953	Soil	JP	X		
SB-555-4	10/21	1000	Soil	JP	X		
SB-555-6	10/21	1006	Soil	JP	X		Analyze if SB-555-4 is > 1 ppm
SB-555-8	10/21	1007	Soil	JP	X		Analyze if SB-555-4 is > 1 ppm
SB-556-550-0.5	10/21	1019	Soil	JP	X		
SB-556-550.5-1	10/21	1017	Soil	JP	X		
SB-556-2	10/21	1024	Soil	JP	X		
SB-556-4	10/21	1025	Soil	JP	X		
SB-556-6	10/21	1028	Soil	JP	X		Analyze if SB-556-4 is > 1 ppm
SB-556-8	10/21	1029	Soil	JP	X		Analyze if SB-556-4 is > 1 ppm

Turnaround Time: 5 Days
# of Containers: 12
Container Type: 8oz jar
Preservative Used: N/A

Relinquished By:	Date/Time	Received By:	Relinquished By:	Received for Laboratory By:	Date/Time

Relinquished By:	Date/Time	Received By:	Date/Time	Shipper:	Airbill No.:

Relinquished By:	Date/Time	Received By:	Lab Comments:	Temp:

G.P. W.O. _____

SDG 810139

SORT	UNITS	NSAMPLE	LAB_ID	QC_TYPE	SAMP_DATE	EXTR_DATE	ANAL_DATE	SMP_EXTR	EXTR_ANL	SMP_ANL
PCS	%	SB-555-550.5-1	810139-014	NM	10/21/2008	12/30/1899	10/25/2008	-4E+04	39746	4
PCS	%	SB-558-8	810139-012	NM	10/21/2008	12/30/1899	10/25/2008	-4E+04	39746	4
PCS	%	SB-555-4	810139-016	NM	10/21/2008	12/30/1899	10/25/2008	-4E+04	39746	4
PCS	%	SB-555-550-0.5	810139-013	NM	10/21/2008	12/30/1899	10/25/2008	-4E+04	39746	4
PCS	%	SB-555-6	810139-017	NM	10/21/2008	12/30/1899	10/25/2008	-4E+04	39746	4
PCS	%	SB-555-8	810139-018	NM	10/21/2008	12/30/1899	10/25/2008	-4E+04	39746	4
PCS	%	SB-556-550.5-1	810139-020	NM	10/21/2008	12/30/1899	10/25/2008	-4E+04	39746	4
PCS	%	SB-556-550-0.5	810139-019	NM	10/21/2008	12/30/1899	10/25/2008	-4E+04	39746	4
PCS	%	SB-557-2	810139-003	NM	10/21/2008	12/30/1899	10/25/2008	-4E+04	39746	4
PCS	%	SB-557-4	810139-004	NM	10/21/2008	12/30/1899	10/25/2008	-4E+04	39746	4
PCS	%	SB-558-550-0.5	810139-007	NM	10/21/2008	12/30/1899	10/25/2008	-4E+04	39746	4
PCS	%	SB-557-550-0.5	810139-001	NM	10/21/2008	12/30/1899	10/25/2008	-4E+04	39746	4
PCS	%	SB-557-6	810139-005	NM	10/21/2008	12/30/1899	10/25/2008	-4E+04	39746	4
PCS	%	SB-557-8	810139-006	NM	10/21/2008	12/30/1899	10/25/2008	-4E+04	39746	4
PCS	%	SB-558-2	810139-009	NM	10/21/2008	12/30/1899	10/25/2008	-4E+04	39746	4

SORT	UNITS	NSAMPLE	LAB_ID	QC_TYPE	SAMP_DATE	EXTR_DATE	ANAL_DATE	SMP_EXTR	EXTR_ANL	SMP_ANL
PCS	%	SB-558-4	810139-010	NM	10/21/2008	12/30/1899	10/25/2008	-4E+04	39746	4
PCS	%	SB-558-550.5-1	810139-008	NM	10/21/2008	12/30/1899	10/25/2008	-4E+04	39746	4
PCS	%	SB-558-6	810139-011	NM	10/21/2008	12/30/1899	10/25/2008	-4E+04	39746	4
PCS	%	SB-555-2	810139-015	NM	10/21/2008	12/30/1899	10/25/2008	-4E+04	39746	4
PCS	%	SB-557-550.5-1	810139-002	NM	10/21/2008	12/30/1899	10/25/2008	-4E+04	39746	4
PCB	%	SB-557-4	810139-004	NM	10/21/2008	12/30/1899	10/24/2008	-4E+04	39745	3
PCB	%	SB-557-550.5-1	810139-002	NM	10/21/2008	12/30/1899	10/24/2008	-4E+04	39745	3
PCB	%	SB-557-550-0.5	810139-001	NM	10/21/2008	12/30/1899	10/24/2008	-4E+04	39745	3
PCB	%	SB-557-2	810139-003	NM	10/21/2008	12/30/1899	10/24/2008	-4E+04	39745	3
PCB	%	SB-558-4	810139-010	NM	10/21/2008	12/30/1899	10/24/2008	-4E+04	39745	3
PCB	%	SB-555-550-0.5	810139-013	NM	10/21/2008	12/30/1899	10/27/2008	-4E+04	39748	6
PCB	%	SB-558-550.5-1	810139-008	NM	10/21/2008	12/30/1899	10/24/2008	-4E+04	39745	3
PCB	%	SB-558-2	810139-009	NM	10/21/2008	12/30/1899	10/27/2008	-4E+04	39748	6
PCB	%	SB-556-550-0.5	810139-019	NM	10/21/2008	12/30/1899	10/25/2008	-4E+04	39746	4
PCB	%	SB-555-2	810139-015	NM	10/21/2008	12/30/1899	10/27/2008	-4E+04	39748	6
PCB	%	SB-556-550.5-1	810139-020	NM	10/21/2008	12/30/1899	10/25/2008	-4E+04	39746	4
PCB	%	SB-555-6	810139-017	NM	10/21/2008	12/30/1899	10/25/2008	-4E+04	39746	4
PCB	%	SB-555-550.5-1	810139-014	NM	10/21/2008	12/30/1899	10/27/2008	-4E+04	39748	6

SORT	UNITS	NSAMPLE	LAB_ID	QC_TYPE	SAMP_DATE	EXTR_DATE	ANAL_DATE	SMP_EXTR	EXTR_ANL	SMP_ANL
PCB	%	SB-555-4	810139-016	NM	10/21/2008	12/30/1899	10/27/2008	-4E+04	39748	6
PCB	%	SB-558-550-0.5	810139-007	NM	10/21/2008	12/30/1899	10/28/2008	-4E+04	39749	7
PCB	%	SB-555-8	810139-018	NM	10/21/2008	12/30/1899	10/25/2008	-4E+04	39746	4
PCB	UG/KG	SB-557-550.5-1	810139-002	NM	10/21/2008	12/30/1899	10/24/2008	-4E+04	39745	3
PCB	UG/KG	SB-555-2	810139-015	NM	10/21/2008	12/30/1899	10/27/2008	-4E+04	39748	6
PCB	UG/KG	SB-555-4	810139-016	NM	10/21/2008	12/30/1899	10/27/2008	-4E+04	39748	6
PCB	UG/KG	SB-555-550.5-1	810139-014	NM	10/21/2008	12/30/1899	10/27/2008	-4E+04	39748	6
PCB	UG/KG	SB-555-550-0.5	810139-013	NM	10/21/2008	12/30/1899	10/27/2008	-4E+04	39748	6
PCB	UG/KG	SB-555-6	810139-017	NM	10/21/2008	12/30/1899	10/25/2008	-4E+04	39746	4
PCB	UG/KG	SB-555-8	810139-018	NM	10/21/2008	12/30/1899	10/25/2008	-4E+04	39746	4
PCB	UG/KG	SB-556-550.5-1	810139-020	NM	10/21/2008	12/30/1899	10/25/2008	-4E+04	39746	4
PCB	UG/KG	SB-556-550-0.5	810139-019	NM	10/21/2008	12/30/1899	10/25/2008	-4E+04	39746	4
PCB	UG/KG	SB-557-4	810139-004	NM	10/21/2008	12/30/1899	10/24/2008	-4E+04	39745	3
PCB	UG/KG	SB-557-550-0.5	810139-001	NM	10/21/2008	12/30/1899	10/24/2008	-4E+04	39745	3
PCB	UG/KG	SB-558-2	810139-009	NM	10/21/2008	12/30/1899	10/27/2008	-4E+04	39748	6
PCB	UG/KG	SB-558-4	810139-010	NM	10/21/2008	12/30/1899	10/24/2008	-4E+04	39745	3
PCB	UG/KG	SB-558-550.5-1	810139-008	NM	10/21/2008	12/30/1899	10/24/2008	-4E+04	39745	3
PCB	UG/KG	SB-558-550-0.5	810139-007	NM	10/21/2008	12/30/1899	10/28/2008	-4E+04	39749	7

SORT	UNITS	NSAMPLE	LAB_ID	QC_TYPE	SAMP_DATE	EXTR_DATE	ANAL_DATE	SMP_EXTR	EXTR_ANL	SMP_ANL
PCB	UG/KG	SB-557-2	810139-003	NM	10/21/2008	12/30/1899	10/24/2008	- 4E+04	39745	3

Quantitation Report

Data File : I:\GCDATA\V\102408\V027938.D\ECD1A.CH Vial: 2
Acq On : 10-24-08 10:27:04 Operator: RP
Sample : AR2154-3 Inst : GC-V
Misc : 8082 STD Multiplr: 1.00
IntFile : autoint1.e

Data File : I:\GCDATA\V\102408\V027938.D\ECD2B.CH Vial: 2
Acq On : 10-24-08 10:27:04 Operator: RP
Sample : AR1242-3 Inst : GC-V
Misc : 8082 STD Multiplr: 1.00
IntFile : autoint2.e
Quant Time: Oct 27 10:53 2008 Quant Results File: 102408V.RES

Quant Method : H:\GCDATA\METHODS\V_ICAL\102408V.M (Chemstation Integrator)
Title : 8082_PCB_Method / 608_PCB
Last Update : Mon Oct 27 09:48:24 2008
Response via : Multiple Level Calibration
DataAcq Meth : PEST32VB.M

Volume Inj. : 1.0uL
Signal #1 Phase : RTx-CLP Signal #2 Phase: RTx-CLP2
Signal #1 Info : 0.32 Signal #2 Info : 0.32

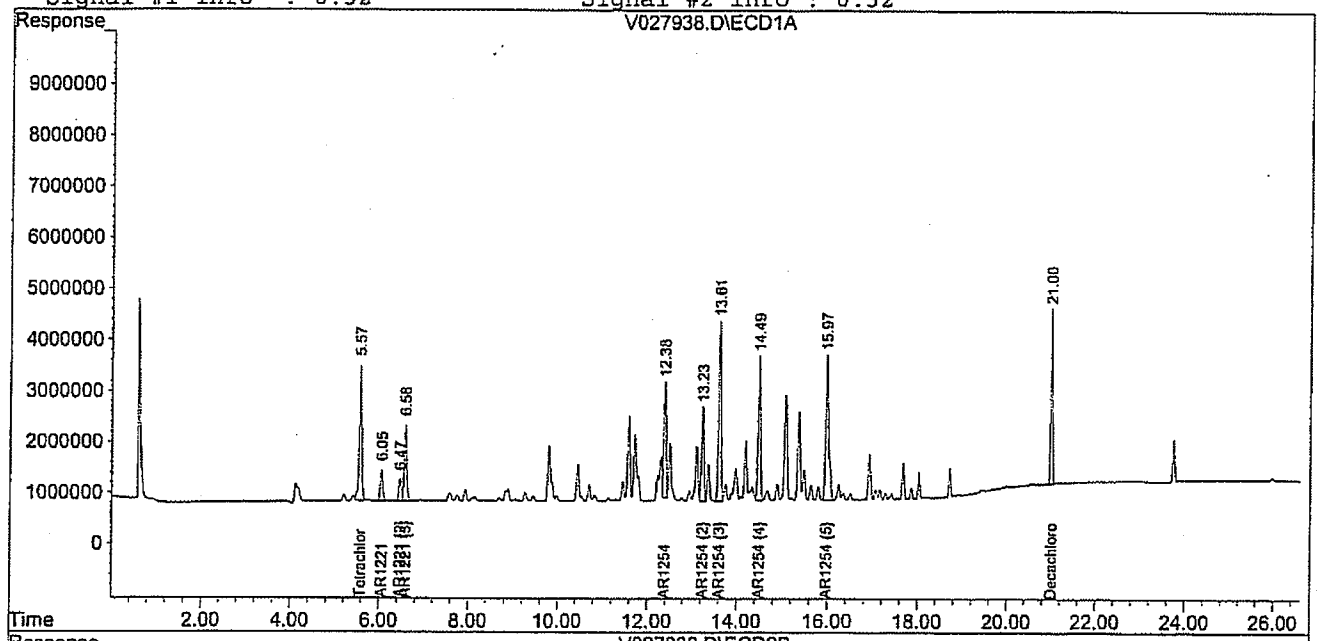

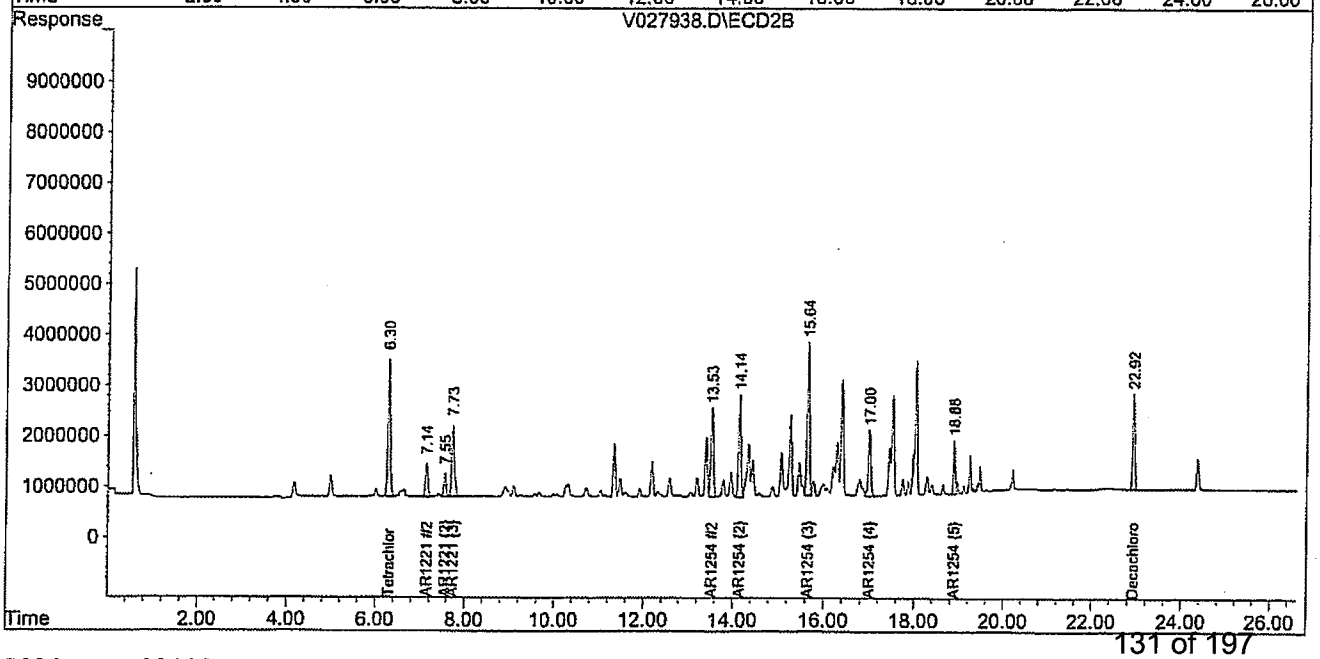

Quantitation Report

Signal #1 : I:\GCDATA\V\102408\V027956.D\ECD1A.CH Vial: 20
Signal #2 : I:\GCDATA\V\102408\V027956.D\ECD2B.CH
Acq On : 10-24-08 20:20:27 Operator: RP
Sample : 810139-004-004-1/1 Inst : GC-V
Misc : SB-557-4 Multiplr: 1.00
IntFile Signal #1: autoint1.e IntFile Signal #2: autoint2.e
Quant Time: Oct 27 11:50 2008 Quant Results File: 102408V.RES

Quant Method : H:\GCDATA\METHODS\V_ICAL\102408V.M (Chemstation Integrator)
Title : 8082_PCB_Method / 608_PCB
Last Update : Mon Oct 27 09:48:24 2008
Response via : Multiple Level Calibration
DataAcq Meth : PEST32VB.M

Volume Inj. : 1.0uL
Signal #1 Phase : RTx-CLP Signal #2 Phase: RTx-CLP2
Signal #1 Info : 0.32 Signal #2 Info : 0.32

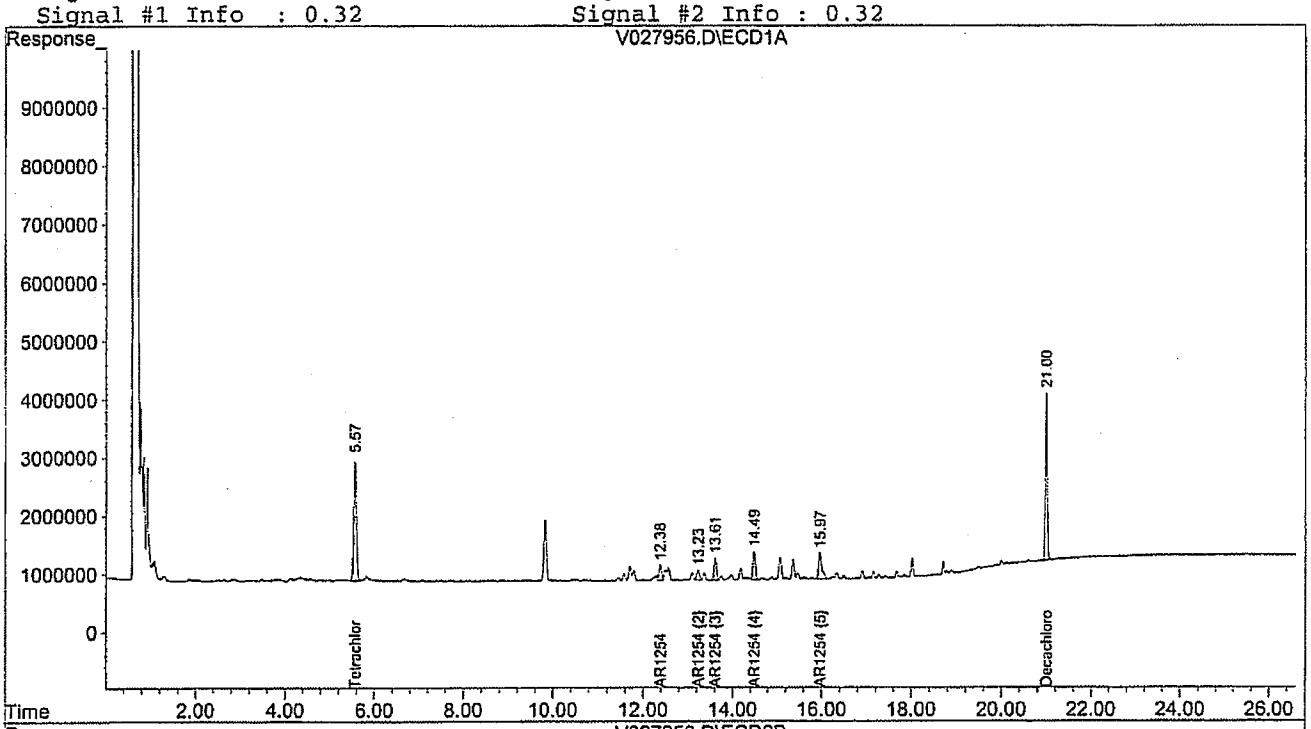

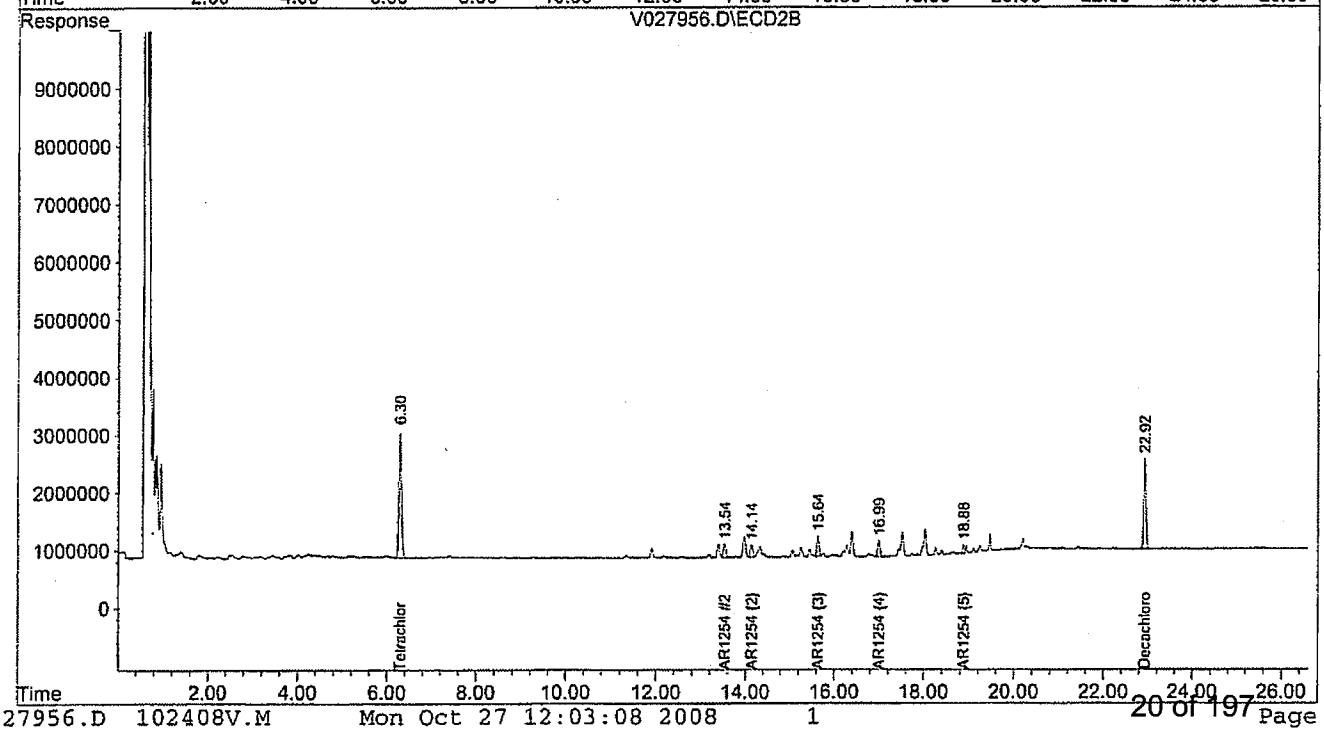

Megan Carson Lockheed Martin

SDG 810139 Sample SB-557-4

%S = 91.18 FV = 10mL EV = 30.0g

$$\frac{9949282}{137000} = 72.62$$

$$\frac{7884460}{149360} = 52.80$$

$$\frac{13237000}{215000} = 61.56$$

$$\frac{11189910}{100800} = 111.01$$

$$\frac{41116956}{66540} = 72.81$$

$$\frac{72.81}{370.80/5} = 74.16$$

$$\frac{74.16 \times 10mL}{30.0g \times .9118\%S} = 27.1 \text{ µg/kg}$$

PESTICIDE/PCB EXTRACTION LOG

SOIL / WATER / WIPES / OIL

Sep. Funnel 3510C / Continuous 3520C / Soxhlet 3540C / ~~Sonication 3550B~~ / Waste Dilution 3580A

OLCO3.2 / OLMO4.2 / OLMO3.2 / OLM04.3

Approval / Date: VT 10/24/08 GPC: Y / N

Analysis Method: 8082

Ext. Chemist: [signature] Date: 10/23/08 Conc. Chemist: [signature] Date: 10/23/08

Cleanup:

Florisil (3620B)(F) Date: — Acid(3665A)(A) Date 10/24/08 Sulfur (3660B)(S) Date: —

Lot #: — Lot #: 071680 Lot #: —

Spike Witness Initials: VT

GPL W. O. #	Frac.	Init pH	Sample Vol. gram / mL	Surr. Vol. mL	Spike Vol. mL	Adjust. pH	F / A / S Cleanup	F.V. mL
810139	BLK 062	—	30.00	1.0	—	—	A	10
	BKS		30.00		1.0			
	003MS		30.00		↓			
	003MSD		30.00		↓			
	001		30.01		—			
	002		30.03					
	003		30.00					
	004		30.00					
	007		30.04					
	008		30.01					
	009		30.00					
	010		30.01					
	013		30.03					
	014		30.00					
	015		30.00					
	016		30.00					
	017		30.03					
	018		30.02					
	019		30.00					
	020	↓	30.00	↓	↓	↓	↓	↓
			[signature] 10/24/08					

Solvent: DCM / Acetone Solvent: Hexane Surrogate Soln#: 43895 Matrix Spike Soln #: 43770

Lot #: 92401 E48E51 Lot #: G31E29 Surr. Soln Conc(s): 0.2 ppm MS Soln Conc(s): 5, 5 ppm

Sodium Sulfate # : C37580

Comments & Observations:

GC ANALYSIS LOG

Intrument ID: HP5890 # U

Reviewed by: mA Date: 08/08/08

Data Acquisition Method:	Pest32 / PCB32 / Herb32
Injector Temp (oC):	180 / 200 / 240 /
Detector Temp(oC):	300
Oven Initial Temp(oC):	60 / 150 /
Initial Time (min):	0.0 / 0.50 / 1.0 /
Ramp Rate (oC/min) :	10-200-4 / 11-280-4 / 18-300-7
Final Temp(oC):	200 / 275 / 300 /
Injection Volume(uL):	1.0 / 2.0 / 2.5 /

Detector A

Column:	RTX-CLP	30meter
ID:	0.32 mm	

Detector B

Column:	RTX-CLP2	30 meter
ID:	0.32 mm	

ICAL Method: 080408A

Analyst: RP

Injection Log

Directory: i:\gcdata\u\080408a

Seq.		Vial	FileName	Multiplier	SampleName	Misc Info	Injected
080408A	U	1	u0316110.d	1.	AR2154-5	8082 STD	4 Aug 08 15:51
	U	1	u0316111.d	1.	AR2154-5 43379	8082 STD	4 Aug 08 16:23
		2	u0316112.d	1.	AR2154-4 43380	8082 STD	4 Aug 08 16:55
	U	3	u0316113.d	1.	AR2154-3 43381	8082 STD	4 Aug 08 17:27
		4	u0316114.d	1.	AR2154-2 43382	8082 STD	4 Aug 08 17:59
	U	5	u0316115.d	1.	AR2154-1 43383	8082 STD	4 Aug 08 18:31
		6	u0316116.d	1.	AR2154-0.5 43384	8082 STD	4 Aug 08 19:03
	U	7	u0316117.d	1.	AR1242-5 43385	8082 STD	4 Aug 08 19:35
		8	u0316118.d	1.	AR1242-4 43386	8082 STD	4 Aug 08 20:07
	U	9	u0316119.d	1.	AR1242-3 43387	8082 STD	4 Aug 08 20:39
		10	u0316120.d	1.	AR1242-2 43388	8082 STD	4 Aug 08 21:11
	U	11	u0316121.d	1.	AR1242-1 43389	8082 STD	4 Aug 08 21:43
		12	u0316122.d	1.	AR1242-0.5 43390	8082 STD	4 Aug 08 22:16
		13	u0316123.d	1.	AR1248-5 43391	8082 STD	4 Aug 08 22:48
	U	14	u0316124.d	1.	AR1248-4 43392	8082 STD	4 Aug 08 23:20
		15	u0316125.d	1.	AR1248-3 43393	8082 STD	4 Aug 08 23:52
	U	16	u0316126.d	1.	AR1248-2 43394	8082 STD	5 Aug 08 00:24
		17	u0316127.d	1.	AR1248-1 43395	8082 STD	5 Aug 08 00:56
		18	u0316128.d	1.	AR1248-0.5 43396 ...jec	8082 STD	5 Aug 08 01:28
	U	19	u0316129.d	1.	AR1232-5 43397	8082 STD	5 Aug 08 02:00
		20	u0316130.d	1.	AR1232-4 43398	8082 STD	5 Aug 08 02:32
	U	21	u0316131.d	1.	AR1232-3 43399	8082 STD	5 Aug 08 03:04
		22	u0316132.d	1.	AR1232-2 43400	8082 STD	5 Aug 08 03:36
	U	23	u0316133.d	1.	AR1232-1 43401	8082 STD	5 Aug 08 04:08
		24	u0316134.d	1.	AR1232-0.5 43402	8082 STD	5 Aug 08 04:40
		25	u0316135.d	1.	AR1262-3 43417	8082 STD	5 Aug 08 05:12
	U	26	u0316136.d	1.	AR1268-3 43418	8082 STD	5 Aug 08 05:44
		27	u0316137.d	1.	AR1660-5 43372	8082 STD	5 Aug 08 06:16
	U	28	u0316138.d	1.	AR1660-4 43373	8082 STD	5 Aug 08 06:48
		29	u0316139.d	1.	AR1660-3 43374	8082 STD	5 Aug 08 07:21
	U	30	u0316140.d	1.	AR1660-2 43375	8082 STD	5 Aug 08 07:53
		31	u0316141.d	1.	AR1660-1 43376	8082 STD	5 Aug 08 08:25
	U	32	u0316142.d	1.	AR1660-0.5 43377	8082 STD	5 Aug 08 08:57
		33	u0316143.d	1.	AR1660-ICV 43442	8082 STD	5 Aug 08 09:29
		34	u0316144.d	1.	AR2154-3	8082 STD	5 Aug 08 10:01
	U	35	u0316145.d	1.	AR1242-3	8082 STD	5 Aug 08 10:33
		36	u0316146.d	1.	AR1248-3	8082 STD	5 Aug 08 11:06
	U	37	u0316147.d	1.	AR1232-3	8082 STD	5 Aug 08 11:38
		38	u0316148.d	1.	BLK104873	BLK,L	5 Aug 08 12:10
	U	39	u0316149.d	1.	807148-012-012-1/1	38092,L	5 Aug 08 12:42
		40	u0316150.d	1.	807148-012-012-1/1DUP	38092,L	5 Aug 08 13:14
	U	41	u0316151.d	1.	807148-012-012-1/1TRIP	38092,L	5 Aug 08 13:46
		42	u0316152.d	1.	807148-013-013-1/1	38095,L	5 Aug 08 14:18
	U	43	u0316153.d	1.	807148-013-013-1/1DUP	38095,L	5 Aug 08 14:50
		44	u0316154.d	1.	807148-013-013-1/TRIP	38095,L	5 Aug 08 15:22
	U	45	u0316155.d	1.	BLK104794	BLK,S	5 Aug 08 15:54
		46	u0316156.d	1.	BKS104794	BKS,S	5 Aug 08 16:26
	U	47	u0316157.d	1.	BKSD104794	BKS,S	5 Aug 08 16:58
		48	u0316158.d	1.	807152-007-007-1/1	38142,S	5 Aug 08 17:30
	U	49	u0316159.d	1.	AR1660-3	8082 STD	5 Aug 08 18:02
		50	u0316160.d	1.	AR1254-3	8082 STD	5 Aug 08 18:34
		51	u0316161.d	1.	AR1242-3	8082 STD	5 Aug 08 19:06
		52	u0316162.d	1.	AR1232-3	8082 STD	5 Aug 08 19:38
		53	u0316163.d	1.	AR1248-3	8082 STD	5 Aug 08 20:10
		54	u0316164.d	1.	807152-007-07-1/1 50X	38142 DL,S	5 Aug 08 20:42
		55	u0316165.d	1.	807152-007-07-1/1 100X	38142 DL,S	5 Aug 08 21:14
		56	u0316166.d	1.	BLK104880	BLK,W	5 Aug 08 21:46

Comments:

06 Aug 08 08:18 00

GPL Laboratories, LLC

Document Control No: GP_G_106

GC ANALYSIS LOG

Instrument ID: HP5890 # V

Reviewed by: RP Date: 10/28/08

Data Acquisition Method:	Pest32 / PCB32 / Herb32
Injector Temp (oC):	180 / 200 / 240
Detector Temp(oC):	300
Oven Initial Temp(oC):	60 / 150
Initial Time (min):	0.0 / 0.50 / 1.0 4min
Ramp Rate (oC/min) :	ramp 200/4/280-4/300-7
Final Temp(oC):	200 / 275 / 300
Injection Volume(uL):	1.0 / 2.0 / 2.5 µL

Detector A

Column:	RTX-CLP 30 meter
ID:	0.32 mm

Detector B

Column:	RTX-CLP2 30 meter
ID:	0.32 mm

ICAL Method: 102402

Analyst: AA

Seq.		File ID Line	Vial	FileName	Multiplier	GPL ID SampleName	Dil	Matrix	Date Misc Info	Comments Injected
10248	V	1	1	v027936.d	1.	AR1242-3			8082 STD	24 Oct 08 09:27
		2	1	v027937.d	1.	AR1242-3			8082 STD	24 Oct 08 09:57
	V	3	2	v027938.d	1.	AR2154-3			8082 STD	24 Oct 08 10:27
		4	3	v027939.d	1.	AR1248-3 13781			8082 STD	24 Oct 08 10:57
	V	5	4	v027940.d	1.	AR1232-3			8082 STD	24 Oct 08 11:26
		6	5	v027941.d	1.	AR1660 LE-5			8082 STD	24 Oct 08 11:57
	V	7	6	v027942.d	1.	AR1660 LE-4			8082 STD	24 Oct 08 12:26
		8	7	v027943.d	1.	AR1660 LE-3 43774			8082 STD	24 Oct 08 12:56
	V	9	8	v027944.d	1.	AR1660 LE-2			8082 STD	24 Oct 08 13:26
		10	9	v027945.d	1.	AR1660 LE-1			8082 STD	24 Oct 08 13:56
	V	11	10	v027946.d	1.	AR1660 LE-0.5			8082 STD	24 Oct 08 14:26
		12	11	v027947.d	1.	AR1660 ICV			8082 STD	24 Oct 08 14:56
	V	13	12	v027948.d	1.	PCB MS CHK 44308				24 Oct 08 16:20
		14	13	v027949.d	1.	BLK106265			BLK106265	24 Oct 08 16:50
	V	15	14	v027950.d	1.	BKS106265			BKS106265	24 Oct 08 17:20
		16	15	v027951.d	1.	• 810139-001-001-1/1			SB-557-550-0.5	24 Oct 08 17:50
	V	17	16	v027952.d	1.	• 810139-002-002-1/1			SB-557-550.-15	24 Oct 08 18:20
		18	17	v027953.d	1.	• 810139-003-003-1/1			SB-557-2	24 Oct 08 18:50
	V	19	18	v027954.d	1.	• 810139-003-003-1/1MS			SB-557-2MS	24 Oct 08 19:20
		20	19	v027955.d	1.	• 810139-003-003-1/1MSD			SB-557-2MSD	24 Oct 08 19:50
	V	21	20	v027956.d	1.	• 810139-004-004-1/1			SB-557-4	24 Oct 08 20:20
		22	21	v027957.d	1.	• 810139-007-007-1/1			SB-558-550-0.5	24 Oct 08 20:50
	V	23	22	v027958.d	1.	AR1660-3 43774			8082 STD	24 Oct 08 21:20
		24	22	v027959.d	1. ●	AR1660-3 43774			8082 STD	24 Oct 08 21:50
	V	25	23	v027960.d	1.	• 810139-008-008-1/1			SB-558-550.5-1	24 Oct 08 22:20
		26	24	v027961.d	1.	• 810139-009-009-1/1			SB-558-2	24 Oct 08 22:50
	V	27	25	v027962.d	1.	• 810139-010-010-1/1•			SB-558-4	24 Oct 08 23:20
		28	26	v027963.d	1.	• 810139-013-013-1/1			SB-555-550-0.5	24 Oct 08 23:50
	V	29	27	v027964.d	1.	• 810139-014-014-1/1			SB-555-550.5-1	25 Oct 08 00:20
		30	28	v027965.d	1.	• 810139-015-015-1/1			SB-555-2	25 Oct 08 00:50
	V	31	29	v027966.d	1.	• 810139-016-016-1/1			SB-555-4	25 Oct 08 01:20
		32	30	v027967.d	1.	• 810139-017-017-1/1			SB-555-6	25 Oct 08 01:50
	V	33	31	v027968.d	1.	• 810139-018-018-1/1			SB-555-8	25 Oct 08 02:20
		34	32	v027969.d	1.	• 810139-019-019-1/1			SB-556-550-0.5	25 Oct 08 02:50
	V	35	33	v027970.d	1. ●	AR1660-3 43774			8082 STD	25 Oct 08 03:19
		36	33	v027971.d	1.	AR1660-3			8082 STD	25 Oct 08 03:50
	V	37	34	v027972.d	1.	810139-020-020-1/1			SB-556-550.5-1	25 Oct 08 04:20
		38	35	v027973.d	1.	BLK106278			BLK106278	25 Oct 08 04:50
	V	39	36	v027974.d	1.	BKS106278			BKS106278	25 Oct 08 05:19
		40	37	v027975.d	1.	810157-001-001-1/1			SB-569-550-0.5	25 Oct 08 05:49
	V	41	38	v027976.d	1.	810157-002-002-1/1			SB-569-550.5-1	25 Oct 08 06:19
		42	39	v027977.d	1.	810157-003-003-1/1			SB-569-2	25 Oct 08 06:49
	V	43	40	v027978.d	1.	810157-003-003-1/1MS			SB-569-2MS,S	25 Oct 08 07:19
		44	41	v027979.d	1.	810157-003-003-1/1MSD			SB-569-2MSD	25 Oct 08 07:49
	V	45	42	v027980.d	1.	810157-004-004-1/1			SB-569-4,S	25 Oct 08 08:19
		46	43	v027981.d	1.	810157-007-007-1/1			SB-570-550-0.5,S	25 Oct 08 08:49
	V	47	44	v027982.d	1.	AR1660-3 43774			8082 STD	25 Oct 08 09:19
		48	44	v027983.d	1.	AR1660-3			8082 STD	25 Oct 08 09:49
	V	49	45	v027984.d	1.	810157-008-008-1/1			SB-570-550-0.5-1,S	25 Oct 08 10:19
		50	46	v027985.d	1.	810157-009-009-1/1			SB-570-2	25 Oct 08 10:49
		51	47	v027986.d	1.	810157-010-010-1/1			SB-570-4	25 Oct 08 11:19
		52	48	v027987.d	1.	810157-013-013-1/1			SB-565-550-0.5,S	25 Oct 08 11:49
		53	49	v027988.d	1.	810157-014-014-1/1			SB-565-550-5.1,S	25 Oct 08 12:19
		54	50	v027989.d	1.	810157-015-015-1/1			SB-565-2,S	25 Oct 08 12:49
		55	51	v027990.d	1.	810157-016-016-1/1			SB-565-4	25 Oct 08 13:19
		56	52	v027991.d	1.	810157-017-017-1/1			SB-565-6	25 Oct 08 13:49
		57	53	v027992.d	1.	810157-018-018-1/1			SB-565-8	25 Oct 08 14:19

Comments:

GC ANALYSIS LOG

Intrument ID: HP5890 # U Reviewed by: RP Date: 10/20/08

Data Acquisition Method:	Pest32 / RCB32 / Herb32
Injector Temp (oC):	180 / 200 / 240 /
Detector Temp(oC):	300
Oven Initial Temp(oC):	60 / 150 /
Initial Time (min):	0.0 / 0.50 / 1.0 /
Ramp Rate (oC/min) :	10-200-4 / 280 -4 / 300-x
Final Temp(oC):	200 / 275 / 300 /
Injection Volume(uL):	1.0 / 2.0 / 2.5 / µl

Detector A

Column:	RTX-CLP	30meter
ID:	0.32 mm	

Detector B

Column:	RTX-CLP2	30 meter
ID:	0.32 mm	

ICAL Method: 080408 Analyst: AA

Seq.	File ID	GPL ID	Dil	Matrix	Date	Comments
102708	U					
	U					
	U					
	U					
	U					
	U					
	U					
	U					
	U					
	U					
	U					
	U					
	U					
	U					
	U					
	U					
	U					
	U					
	U					
	U					
	U					
	U					
	U					
	U					
	U					
	U					
	U					
	U					
	U					
	U					

Injection Log

Directory: i:\gcdata\u\102708

Line	Vial	FileName	Multiplier	SampleName	Misc Info	Injected
1	1	u0316946.d	1.	AR1660-3 43774	8082 STD	27 Oct 08 13:41
2	2	u0316947.d	1.	AR2154-3 43781	8082 STD	27 Oct 08 14:13
3	3	u0316948.d	1.	810140-005-005-1/1 10X	SB-561-550-0.5 DL	27 Oct 08 15:00
4	4	u0316949.d	1.	810140-006-006-1/1 20X	SB-561-550-5.1,S DL	27 Oct 08 15:32
5	5	u0316950.d	1.	810140-007-007-1/1 20X	SB-561-2,S DL	27 Oct 08 16:04
6	6	u0316951.d	1.	810140-008-008-1/1 50X	SB-561-4,S DL	27 Oct 08 16:36
7	7	u0316952.d	1.	810141-007-007-1/1 100X	SB-568-550-0.5 DL	27 Oct 08 17:08
8	8	u0316953.d	1.	810141-008-008-1/1 50X	SB-568-550-0.5-1 DL	27 Oct 08 17:40
9	9	u0316954.d	1.	810158-002-002-1/1 5X	SB-556-4,S DL	27 Oct 08 18:12
10	10	u0316955.d	1.	• 810139-009-009-1/1	SB-558-2	27 Oct 08 18:44
11	11	u0316956.d	1.	• 810139-013-013-1/1 100X	SB-555-550-0.5 DL	27 Oct 08 19:16
12	12	u0316957.d	1.	• 810139-014-014-1/1 50X	SB-555-550.-15 DL	27 Oct 08 19:48
13	13	u0316958.d	1.	AR1660-3 43774	8082 STD	27 Oct 08 20:20
14	14	u0316959.d	1.	AR2154-3 43781	8082 STD	27 Oct 08 20:52
15	15	u0316960.d	1.	• 810139-015-015-1/1 50X	SB-555-2 DL	27 Oct 08 21:24
16	16	u0316961.d	1.	• 810139-016-016-1/1 50X	SB-555-4 DL	27 Oct 08 21:56
17	17	u0316962.d	1.	810157-001-001-1/1 10X	SB-569-550-0.5 DL	27 Oct 08 22:29
18	18	u0316963.d	1.	810157-002-002-1/1 40X	SB-569-550.5-1 DL	27 Oct 08 23:00
19	19	u0316964.d	1.	810157-004-004-1/1 20X	SB-569-4 DL	27 Oct 08 23:33
20	20	u0316965.d	1.	810157-007-007-1/1 20X	SB-569-550-0.5 DL	28 Oct 08 00:05
21	21	u0316966.d	1.	810157-008-008-1/1 10X	SB-570-550.5-1	28 Oct 08 00:37
22	22	u0316967.d	1.	810157-009-009-1/1 2X	SB-570-2 DL	28 Oct 08 01:09
23	23	u0316968.d	1.	810157-015-015-1/1 5X	SB-565-2,S DL	28 Oct 08 01:41
24	24	u0316969.d	1.	810157-019-019-1/1 5X	SB-566-550-0.5,S DL	28 Oct 08 02:13
25	25	u0316970.d	1.	AR1660-3 43774	8082 STD	28 Oct 08 02:45
26	26	u0316971.d	1.	AR2154-3 43781	8082 STD	28 Oct 08 07:49
27	25	u0316972.d	1.	AR1660-3	8082 STD	28 Oct 08 08:21
28	27	u0316973.d	1.	• 810139-007-007-1/1 10X	SB-558-550-0.5 DL	28 Oct 08 08:54
29	28	u0316974.d	1.	810141-007-007-1/1 500X	SB-568-550-0.5 DL	28 Oct 08 09:26
30	29	u0316975.d	1.	810157-001-001-1/1 500X	SB-569-550-0.5 DL	28 Oct 08 10:36
31	30	u0316976.d	1.	810157-010-010-1/1 2X	SB-570-4,DL	28 Oct 08 11:08
32	31	u0316977.d	1.	810157-001-001-1/1 1000X	SB-569-550-0.5 DL	28 Oct 08 11:40
33	32	u0316978.d	1.	AR1660-3 43774	8082 STD	28 Oct 08 12:12
34	33	u0316979.d	1.	AR2154-3 43781	8082 STD	28 Oct 08 12:44
35	1	u0316980.d	1.	AR1660-3 43774	8082 STD	28 Oct 08 13:35

Comments:

The Case Narrative, Chain of Custody, Sample Receipt Checklist, and the cover page of the Sample Analysis Report, are integral parts of GPL Laboratories' report package. If you did not receive all of these documents, please contact GPL immediately.

Sample Receipt

Twenty soil samples were received on 10/22/2008. The samples were delivered by GPL courier. Sample receipt conditions and temperatures are documented on the Sample Receipt checklist.

Chain of Custody stated that of the twenty samples that were received the following two were to be placed on hold:

SB-557-6 (GPL Lab ID 810139-005)
SB-557-8 (GPL Lab ID 810139-006)

These samples were to be released for analysis pending the results of sample SB-557-4. If the results of the analysis for this sample showed greater than 1 Part Per Million (PPM), the additional samples were to be analyzed. As seen in the results, the results for this sample were below 1 PPM, therefore the two samples were not tested.

Chain of Custody stated that of the twenty samples that were received the following two were to be placed on hold:

SB-558-6 (GPL Lab ID 810139-011)
SB-558-8 (GPL Lab ID 810139-012)

These samples were to be released for analysis pending the results of sample SB-558-4. If the results of the analysis for this sample showed greater than 1 Part Per Million (PPM), the additional samples were to be analyzed. As seen in the results, the results for this sample were below 1 PPM, therefore the two samples were not tested.

Sample Analysis

Samples were prepared and analyzed by GPL using the analytical methodologies indicated on the Sample Analysis Summary Report. In some chromatographic analyses, manual integration is used instead of automated integration because it produces more accurate results. All manual integrations are denoted on the sample quantitation report. Analysis results and limits for soil are reported on a dry weight basis unless otherwise specified on the report.

PCBs

Sixteen soil samples were extracted and analyzed for PCB compounds using EPA SW846 method 8082.
All extraction and analysis holding times were met.
Surrogate recoveries for sample SB-555-550-0.5 could not be calculated due to high dilution factor(100x).
Surrogate recovery for TCMX in sample SB-555-550.5-1 on column RTx-CLP was above QC limits due to high dilution factor(50x). Surrogate recovery for DCB in sample B-558-4 on column RTx-CLP-2 was slightly above QC limits due to matrix interference.
A matrix spike and matrix spike duplicate were performed on sample SB-557-2. All recoveries were within QC limits.
A laboratory control sample was extracted and analyzed along with the batch. All spike recoveries were within QC limits.
Samples SB-555-550-0.5, SB-555-550.5-1, SB-558-4, SB-555-2 and SB-555-4 were diluted at different level to met the QC limits.

NOT DL

+ 555-550-0.5

GPL Laboratories

GPL
FORM 4
PESTICIDE METHOD BLANK SUMMARY

SAMPLE NO
BLK106265

Lab Name :	GPL Laboratories	Client. :	Tetra Tech NUS
Lab Code :	GPL	SAS NO. :	106265
Lab File ID :	V027949.D	SDG NO :	810139
Date Extracted :	10/23/2008	Lab Sample ID :	BLK106265
Date Analyzed(1)	10/24/2008	Time Analyzed (1):	16:50
Date Analyzed (2)	10/24/2008	Time Analyzed(2)	16:50
GC Column(1)	RTx-CLP ID : _____ (mm)	GC Column(2) :	RTx-CLP2 ID : _____ (mm)
Matrix :(Soil/Water).	SOIL	Extraction:	SepF / Cont / Sonc
Sulfur Cleanup:(Y/N).			

THIS METHOD BLANK APPLIES TO THE FOLLOWING SAMPLES,MS AND MSD :

Client Sample ID	Lab Sample ID	Date Analyzed 1	Date Analyzed 2
SB-558-2	810139-009-009-1/1	10/27/2008	10/27/2008
SB-555-550-0.5 DL	810139-013-013-1/1	10/27/2008	10/27/2008
SB-555-550.5-1 DL	810139-014-014-1/1	10/27/2008	10/27/2008
SB-555-2 DL	810139-015-015-1/1	10/27/2008	10/27/2008
SB-555-4 DL	810139-016-016-1/1	10/27/2008	10/27/2008
SB-558-550-0.5 DL	810139-007-007-1/1	10/28/2008	10/28/2008
BKS106265	BKS106265	10/24/2008	10/24/2008
SB-557-550-0.5	810139-001-001-1/1	10/24/2008	10/24/2008
SB-557-550.5-1	810139-002-002-1/1	10/24/2008	10/24/2008
SB-557-2	810139-003-003-1/1	10/24/2008	10/24/2008
SB-557-2MS	810139-003-003-1/1MS	10/24/2008	10/24/2008
SB-557-2MSD	810139-003-003-1/1MSD	10/24/2008	10/24/2008
SB-557-4	810139-004-004-1/1	10/24/2008	10/24/2008
SB-558-550.5-1	810139-008-008-1/1	10/24/2008	10/24/2008
SB-558-4	810139-010-010-1/1	10/24/2008	10/24/2008
SB-555-6	810139-017-017-1/1	10/25/2008	10/25/2008
SB-555-8	810139-018-018-1/1	10/25/2008	10/25/2008
SB-556-550-0.5	810139-019-019-1/1	10/25/2008	10/25/2008
SB-556-550.5-1	810139-020-020-1/1	10/25/2008	10/25/2008

GPL Laboratories

GPL
FORM 1
ANALYSIS DATA SHEET

SAMPLE NO
BLK106265

Lab Name :	GPL Laboratories	Client. :	Tetra Tech NUS
Lab Code :	GPL	SAS NO. :	
Case No. :		SDG NO :	810139
Matrix : (Soil / Water)	SOIL	Lab Sample ID :	BLK106265
Sample Volume :	30	Lab File ID :	V027949.D
% Moisture:		Date Received	
Extraction:	SW3550	Date Extracted:	10/23/2008
Extract Volume:	10 mL	Date Analyzed	10/24/2008
Injection Volume :	1 µL	Dilution Factor :	1
GPC Clean up (Y/N):	pH:		

Concentration Units (ug/L or ug/kg dry weight) : ug/kg

CAS NO	COMPOUND		Q
12674-11-2	PCB-1016	17	U
11104-28-2	PCB-1221	17	U
11141-16-5	PCB-1232	17	U
53469-21-9	PCB-1242	17	U
12672-29-6	PCB-1248	17	U
11097-69-1	PCB-1254	17	U
11096-82-5	PCB-1260	17	U

GPL Laboratories

LCS SUMMARY

SAMPLE NO
BKS106265

Lab Name : GPL Laboratories
Lab Code : GPL
Matrix : SOIL
Method : SW8082

Contract. : Middle River Complex, Maryland
SDG NO : 810139
Lab Sample ID : BKS106265
Analysis Date : 10/24/2008

COMPOUND	SPIKE ADDED (ug/kg)	BLANK CONCENTRATION (ug/kg)	LCS CONCENTRATION (ug/kg)	LCS % REC	QC LIMTS
PCB-1016	170	0	160	92	40-140
PCB-1260	170	0	160	92	60-130

* Values Outside of QC Limits.

Spike recovery : 0 out of 2 outside limits

GPL Laboratories

GPL
FORM I
ANALYSIS DATA SHEET

SAMPLE NO
BKS106265

Lab Name :	GPL Laboratories	Client. :	Tetra Tech NUS
Lab Code :	GPL	SAS NO. :	
Case No. :		SDG NO :	810139
Matrix : (Soil / Water)	SOIL	Lab Sample ID :	BKS106265
Sample Volume :	30	Lab File ID :	V027950.D
% Moisture:		Date Received	
Extraction:	SW3550	Date Extracted:	10/23/2008
Extract Volume:	10 mL	Date Analyzed	10/24/2008
Injection Volume :	1 µL	Dilution Factor :	1
GPC Clean up (Y/N):	pH:		

Concentration Units (ug/L or ug/kg dry weight) : ug/kg

CAS NO	COMPOUND		Q
12674-11-2	PCB-1016	160	
11104-28-2	PCB-1221	17	U
11141-16-5	PCB-1232	17	U
53469-21-9	PCB-1242	17	U
12672-29-6	PCB-1248	17	U
11097-69-1	PCB-1254	17	U
11096-82-5	PCB-1260	160	

GPL Laboratories

MS/MSD RECOVERY

SAMPLE NO
SB-557-2MSD

Lab Name : GPL Laboratories SDG NO : 810139 Method : SW8082

Lab Code : GPL Lab Sample ID : 810139-003-003-1/1MSD Matrix : SOIL Analysis Date : 10/24/2008

Compound	Spike Added (ug/kg)		CONCENTRATION (ug/kg)			%RECOVERY		% RPD	RPD Limit	QC Limits
	MS	MSD	Sample	MS	MSD	MS	MSD			
PCB-1016	180	180	0.0	190	170	104	92	12	20	40-140
PCB-1260	180	180	0.0	180	160	103	90	13	15	60-130

#Column to be used to flag recovery and RPD Values with an asterisk.

* Values Outside of QC Limits.

RPD 0 Out of 2 Outside Limit
Spike Recovery : 0 Out of 4 outside limit

GPL Laboratories

GPL
FORM I
ANALYSIS DATA SHEET

SAMPLE NO
SB-557-2MS

Lab Name :	GPL Laboratories	Client. :	Tetra Tech NUS
Lab Code :	GPL	SAS NO. :	
Case No. :		SDG NO :	810139
Matrix : (Soil / Water)	SOIL	Lab Sample ID :	810139-003-003-1/1MS
Sample Volume :	30	Lab File ID :	V027954.D
% Moisture:	5.32	Date Received	10/22/2008
Extraction:	SW3550	Date Extracted:	10/23/2008
Extract Volume:	10 mL	Date Analyzed	10/24/2008
Injection Volume :	1 µ L	Dilution Factor :	1
GPC Clean up (Y/N):		pH:	

Concentration Units (ug/L or ug/kg dry weight) : ug/kg

CAS NO	COMPOUND		Q
12674-11-2	PCB-1016	190	
11104-28-2	PCB-1221	18	U
11141-16-5	PCB-1232	18	U
53469-21-9	PCB-1242	18	U
12672-29-6	PCB-1248	18	U
11097-69-1	PCB-1254	18	U
11096-82-5	PCB-1260	180	

GPL Laboratories

GPL
FORM 1
ANALYSIS DATA SHEET

SAMPLE NO
SB-557-2MSD

Lab Name :	GPL Laboratories	Client. :	Tetra Tech NUS
Lab Code :	GPL	SAS NO. :	
Case No. :		SDG NO :	810139
Matrix : (Soil / Water)	SOIL	Lab Sample ID :	810139-003-003-1/1MSD
Sample Volume :	30	Lab File ID :	V027955.D
% Moisture:	5.32	Date Received	10/22/2008
Extraction:	SW3550	Date Extracted:	10/23/2008
Extract Volume:	10 mL	Date Analyzed	10/24/2008
Injection Volume :	1 µL	Dilution Factor :	1
GPC Clean up (Y/N):	pH:		

Concentration Units (ug/L or ug/kg dry weight) : ug/kg

CAS NO	COMPOUND		Q
12674-11-2	PCB-1016	170	
11104-28-2	PCB-1221	18	U
11141-16-5	PCB-1232	18	U
53469-21-9	PCB-1242	18	U
12672-29-6	PCB-1248	18	U
11097-69-1	PCB-1254	18	U
11096-82-5	PCB-1260	160	

Surrogate Recovery Summary

Matrix : SOIL

Analytical Method : SW8082

SDG No : 810139

Surrogate	CL10BZ2	XYL2456CLM
Lower QC Limits	30	49
Upper QC Limits	144	133
Sample ID		
BKS106265	74	91
	76	92
BLK106265	73	87
	72	90
SB-555-2 DL	143	95
	113	58
SB-555-4 DL	88	130
	103	85
SB-555-550-0.5 DL	0 *	0 *
	0 *	0 *
SB-555-550.5-1 DL	88	85
	100	153 *
SB-555-6	85	97
	78	96
SB-555-8	85	99
	87	97
SB-556-550-0.5	94	102
	83	102
SB-556-550.5-1	86	97
	77	94
SB-557-2	82	95
	85	92
SB-557-2MS	85	110
	87	107
SB-557-2MSD	78	96
	77	90
SB-557-4	86	95
	84	97
SB-557-550-0.5	75	96
	72	97

* Value outside of QC Limts

CL10BZ2 = Decachlorobiphenyl XYL2456CLM = Tetrachloro-m-xylene

Surrogate Recovery Summary

Matrix : SOIL Analytical Method : SW8082 SDG No : 810139

Surrogate	CL10BZ2	XYL2456CLM
Lower QC Limits	30	49
Upper QC Limits	144	133
Sample ID		
SB-557-550.5-1	76	86
	74	87
SB-558-2	90	102
	94	101
SB-558-4	70	91
	169 *	93
SB-558-550-0.5 DL	128	96
	82	85
SB-558-550.5-1	84	87
	86	95

* Value outside of QC Limts

CL10BZ2 = Decachlorobiphenyl XYL2456CLM = Tetrachloro-m-xylene

Response Factor Report GC-V

Method : H:\GCDATA\METHODS\V_ICAL\102408V.M (Chemstation Integrator)
Title : 8082_PCB_Method / 608_PCB
Last Update : Tue Oct 28 14:15:19 2008

Calibration Files
P005 =V027945.D P025 =V027944.D P050 =V027943.D
P075 =V027942.D P100 =V027941.D P001 =V027946.D

		Compound	P005	P025	P050	P075	P100	P001	Avg		%RSD
1)	S	Tetrachloro-m-xylen	4.305	4.378	4.255	4.129	4.026	4.359	4.242	E6	3.26
2)	S	Decachlorobiphenyl	5.437	4.453	4.228	4.103	3.867	5.194	4.547	E6	13.84
3)	L1	AR1016	1.869	1.759	1.613	1.480	1.437	1.965	1.687	E5	12.60
4)	L1	AR1016 (2)	1.656	1.570	1.551	1.393	1.398	1.780	1.558	E5	9.62
5)	L1	AR1016 (3)	1.101	0.962	0.979	0.887	0.874	1.140	0.991	E5	11.04
6)	L1	AR1016 (4)	1.281	1.107	1.138	1.023	1.019	1.377	1.157	E5	12.44
7)	L1	AR1016 (5)	0.945	0.764	0.751	0.675	0.685	1.068	0.815	E5	19.32
8)	L2	AR1221			4.794				4.794	E4	0.00
9)	L2	AR1221 (2)			3.168				3.168	E4	0.00
10)	L2	AR1221 (3)			1.176				1.176	E5	0.00
11)	L3	AR1232			2.297				2.297	E4	0.00
12)	L3	AR1232 (2)			5.967				5.967	E4	0.00
13)	L3	AR1232 (3)			2.860				2.860	E4	0.00
14)	L3	AR1232 (4)			4.407				4.407	E4	0.00
15)	L3	AR1232 (5)			3.276				3.276	E4	0.00
16)	L4	AR1242			5.142				5.142	E4	0.00
17)	L4	AR1242 (2)			1.617				1.617	E5	0.00
18)	L4	AR1242 (3)			6.727				6.727	E4	0.00
19)	L4	AR1242 (4)			5.487				5.487	E4	0.00
20)	L4	AR1242 (5)			6.519				6.519	E4	0.00
21)	L5	AR1248			1.109				1.109	E5	0.00
22)	L5	AR1248 (2)			1.470				1.470	E5	0.00
23)	L5	AR1248 (3)			1.507				1.507	E5	0.00
24)	L5	AR1248 (4)			6.772				6.772	E4	0.00
25)	L5	AR1248 (5)			6.027				6.027	E4	0.00
26)	L6	AR1254			1.707				1.707	E5	0.00
27)	L6	AR1254 (2)			1.440				1.440	E5	0.00
28)	L6	AR1254 (3)			2.527				2.527	E5	0.00
29)	L6	AR1254 (4)			2.096				2.096	E5	0.00
30)	L6	AR1254 (5)			2.661				2.661	E5	0.00
31)	L7	AR1260	3.952	3.444	3.293	3.125	3.022	4.134	3.495	E5	12.93
32)	L7	AR1260 (2)	3.539	3.123	3.048	2.936	2.825	3.690	3.193	E5	10.79
33)	L7	AR1260 (3)	2.069	1.807	1.801	1.584	1.580	2.148	1.831	E5	12.97
34)	L7	AR1260 (4)	2.615	2.301	2.222	2.179	2.114	2.602	2.339	E5	9.30
35)	L7	AR1260 (5)	1.193	1.033	1.018	1.000	0.913	1.132	1.048	E5	9.53
36)	L8	AR1268							0.000	0	-1.00
37)	L8	AR1268 (2)							0.000	0	-1.00
38)	L8	AR1268 (3)							0.000	0	-1.00
39)	L8	AR1268 (4)							0.000	0	-1.00
40)	L8	AR1268 (5)							0.000	0	-1.00
41)	L9	AR1262							0.000	0	-1.00
42)	L9	AR1262(2)							0.000	0	-1.00
43)	L9	AR1262(3)							0.000	0	-1.00
44)	L9	AR1262(4)							0.000	0	-1.00
45)	L9	AR1262(5)							0.000	0	-1.00

Signal #2 Calibration Files
P005 =V027945.D P025 =V027944.D P050 =V027943.D
P075 =V027942.D P100 =V027941.D P001 =V027946.D

		Compound	P005	P025	P050	P075	P100	P001	Avg		%RSD
1)	S	Tetrachloro-m-xylen	4.763	4.609	4.355	3.968	3.914	4.848	4.410	E6	9.08
2)	S	Decachlorobiphenyl	3.800	3.109	2.871	2.772	2.523	3.829	3.151	E6	17.38
3)	L1	AR1016	1.954	1.730	1.593	1.504	1.395	2.032	1.701	E5	14.84
4)	L1	AR1016 (2)	8.055	7.924	6.658	6.831	6.373	8.275	7.353	E4	11.19
5)	L1	AR1016 (3)	1.655	1.514	1.386	1.255	1.260	1.800	1.479	E5	14.89
6)	L1	AR1016 (4)	1.276	1.131	1.035	0.993	0.933	1.374	1.124	E5	15.29
7)	L1	AR1016 (5)	1.165	1.031	0.922	0.868	0.803	1.184	0.996	E5	15.85

(#) = Out of Range

Method : H:\GCDATA\METHODS\V_ICAL\102408V.M (Chemstation Integrator)
Title : 8082_PCB_Method / 608_PCB
Last Update : Tue Oct 28 14:15:19 2008

Calibration Files
P005 =V027945.D P025 =V027944.D P050 =V027943.D
P075 =V027942.D P100 =V027941.D P001 =V027946.D

	Compound	P005	P025	P050	P075	P100	P001	Avg	%RSD
8)	L2 AR1221			5.226				5.226 E4	0.00
9)	L2 AR1221 (2)			3.527				3.527 E4	0.00
10)	L2 AR1221 (3)			1.174				1.174 E5	0.00
11)	L3 AR1232			2.250				2.250 E4	0.00
12)	L3 AR1232 (2)			5.739				5.739 E4	0.00
13)	L3 AR1232 (3)			3.191				3.191 E4	0.00
14)	L3 AR1232 (4)			1.592				1.592 E4	0.00
15)	L3 AR1232 (5)			4.820				4.820 E4	0.00
16)	L4 AR1242			5.414				5.414 E4	0.00
17)	L4 AR1242 (2)			1.469				1.469 E5	0.00
18)	L4 AR1242 (3)			5.707				5.707 E4	0.00
19)	L4 AR1242 (4)			5.281				5.281 E4	0.00
20)	L4 AR1242 (5)			1.061				1.061 E5	0.00
21)	L5 AR1248			1.028				1.028 E5	0.00
22)	L5 AR1248 (2)			1.672				1.672 E5	0.00
23)	L5 AR1248 (3)			8.419				8.419 E4	0.00
24)	L5 AR1248 (4)			5.806				5.806 E4	0.00
25)	L5 AR1248 (5)			6.034				6.034 E4	0.00
26)	L6 AR1254			1.370				1.370 E5	0.00
27)	L6 AR1254 (2)			1.493				1.493 E5	0.00
28)	L6 AR1254 (3)			2.150				2.150 E5	0.00
29)	L6 AR1254 (4)			1.008				1.008 E5	0.00
30)	L6 AR1254 (5)			5.654				5.654 E4	0.00
31)	L7 AR1260	2.180	1.957	1.802	1.620	1.563	2.409	1.922 E5	17.09
32)	L7 AR1260 (2)	2.650	2.294	2.103	1.999	1.867	2.841	2.292 E5	16.68
33)	L7 AR1260 (3)	2.641	2.242	2.183	2.068	1.912	2.646	2.282 E5	13.21
34)	L7 AR1260 (4)	1.689	1.436	1.389	1.270	1.207	1.724	1.453 E5	14.69
35)	L7 AR1260 (5)	9.056	7.638	7.639	7.209	6.423	8.979	7.824 E4	13.11
36)	L8 AR1268							0.000 0	-1.00
37)	L8 AR1268 (2)							0.000 0	-1.00
38)	L8 AR1268 (3)							0.000 0	-1.00
39)	L8 AR1268 (4)							0.000 0	-1.00
40)	L8 AR1268 (5)							0.000 0	-1.00
41)	L9 AR1262#2							0.000 0	-1.00
42)	L9 AR1262(2)#2							0.000 0	-1.00
43)	L9 AR1262(3)#2							0.000 0	-1.00
44)	L9 AR1262(4)#2							0.000 0	-1.00
45)	L9 AR1262(5)#2							0.000 0	-1.00

(#) = Out of Range

Evaluate Continuing Calibration Report

Signal #1 : H:\GCDATA\V\102408\V027958.D\ECD1A.CH Vial: 22
Signal #2 : H:\GCDATA\V\102408\V027958.D\ECD2B.CH
Acq On : 10-24-08 21:20:24 Operator: RP
Sample : AR1660-3 Inst : GC-V
Misc : 8082 STD Multiplr: 1.00
IntFile Signal #1: autoint1.e IntFile Signal #2: autoint2.e

Method : H:\GCDATA\METHODS\V_ICAL\102408V.M (Chemstation Integrator)
Title : 8082_PCB_Method / 608_PCB
Last Update : Mon Oct 27 09:48:24 2008
Response via : Multiple Level Calibration

Min. RRF : 0.000 Min. Rel. Area : 50% Max. R.T. Dev 0.50min
Max. RRF Dev : 15% Max. Rel. Area : 150%

		Compound	AvgRF	CCRF	%Dev	Area%	Dev(min)
1	S	Tetrachloro-m-xylene	4.242	4.631 E6	-9.2	0#	0.00
2	S	Decachlorobiphenyl	4.547	4.598 E6	-1.1	0#	0.00
3	L1	AR1016	168.740	181.711 E3	-7.7	0#	0.00
4	L1	AR1016 (2)	155.792	165.653 E3	-6.3	0#	0.00
5	L1	AR1016 (3)	99.055	105.469 E3	-6.5	0#	0.00
6	L1	AR1016 (4)	115.748	120.962 E3	-4.5	0#	0.00
7	L1	AR1016 (5)	81.455	95.163 E3	-16.8#	0#	0.00
31	L7	AR1260	349.511	352.000 E3	-0.7	0#	0.00
32	L7	AR1260 (2)	319.350	328.353 E3	-2.8	0#	0.00
33	L7	AR1260 (3)	183.142	191.372 E3	-4.5	0#	0.00
34	L7	AR1260 (4)	233.900	242.785 E3	-3.8	0#	0.00
35	L7	AR1260 (5)	104.800	109.948 E3	-4.9	0#	0.00
		Signal #2					
1	S	Tetrachloro-m-xylene	4.410	4.634 E6	-5.1	0#	0.00
2	S	Decachlorobiphenyl	3.151	2.957 E6	6.2	0#	0.00
3	L1	AR1016	170.127	170.163 E3	-0.0	0#	0.00
4	L1	AR1016 (2)	73.528	70.898 E3	3.6	0#	0.00
5	L1	AR1016 (3)	147.852	148.876 E3	-0.7	0#	0.00
6	L1	AR1016 (4)	112.372	109.768 E3	2.3	0#	0.00
7	L1	AR1016 (5)	99.554	94.095 E3	5.5	0#	0.00
31	L7	AR1260	192.190	188.478 E3	1.9	0#	0.00
32	L7	AR1260 (2)	229.240	224.170 E3	2.2	0#	0.00
33	L7	AR1260 (3)	228.200	221.472 E3	2.9	0#	0.00
34	L7	AR1260 (4)	145.262	135.677 E3	6.6	0#	0.00
35	L7	AR1260 (5)	78.239	76.992 E3	1.6	0#	0.00

Evaluate Continuing Calibration Report

Data File : H:\GCDATA\V\102408\V027971.D\ECD1A.CH
Acq On : 10-25-08 03:50:04
Sample : AR1660-3
Misc : 8082 STD
IntFile : autoint1.e

Vial: 33
Operator: RP
Inst : GC-V
Multiplr: 1.00

Data File : H:\GCDATA\V\102408\V027971.D\ECD2B.CH
Acq On : 10-25-08 03:50:03
Sample : AR1660-3
Misc : 8082 STD
IntFile : autoint2.e

Vial: 33
Operator: RP
Inst : GC-V
Multiplr: 1.00

Method : H:\GCDATA\METHODS\V_ICAL\102408V.M (Chemstation Integrator)
Title : 8082_PCB_Method / 608_PCB
Last Update : Mon Oct 27 09:48:24 2008
Response via : Multiple Level Calibration

Min. RRF : 0.000 Min. Rel. Area : 50% Max. R.T. Dev 0.50min
Max. RRF Dev : 15% Max. Rel. Area : 150%

		Compound	AvgRF	CCRF	%Dev	Area%	Dev(min)
1	S	Tetrachloro-m-xylene	4.242	4.594 E6	-8.3	0#	0.00
2	S	Decachlorobiphenyl	4.547	4.408 E6	3.1	0#	0.00
3	L1	AR1016	168.740	171.481 E3	-1.6	0#	0.00
4	L1	AR1016 (2)	155.792	159.072 E3	-2.1	0#	0.00
5	L1	AR1016 (3)	99.055	98.867 E3	0.2	0#	0.00
6	L1	AR1016 (4)	115.748	115.953 E3	-0.2	0#	0.00
7	L1	AR1016 (5)	81.455	90.704 E3	-11.4	0#	0.00
31	L7	AR1260	349.511	352.927 E3	-1.0	0#	0.00
32	L7	AR1260 (2)	319.350	327.672 E3	-2.6	0#	0.00
33	L7	AR1260 (3)	183.142	187.883 E3	-2.6	0#	0.00
34	L7	AR1260 (4)	233.900	238.761 E3	-2.1	0#	0.00
35	L7	AR1260 (5)	104.800	106.363 E3	-1.5	0#	0.00
		Signal #2					
1	S	Tetrachloro-m-xylene	4.410	4.603 E6	-4.4	0#	0.00
2	S	Decachlorobiphenyl	3.151	2.829 E6	10.2	0#	0.00
3	L1	AR1016	170.127	171.655 E3	-0.9	0#	0.00
4	L1	AR1016 (2)	73.528	73.077 E3	0.6	0#	0.00
5	L1	AR1016 (3)	147.852	147.671 E3	0.1	0#	0.00
6	L1	AR1016 (4)	112.372	111.311 E3	0.9	0#	0.00
7	L1	AR1016 (5)	99.554	97.921 E3	1.6	0#	0.00
31	L7	AR1260	192.190	188.265 E3	2.0	0#	-0.01
32	L7	AR1260 (2)	229.240	223.270 E3	2.6	0#	0.00
33	L7	AR1260 (3)	228.200	216.760 E3	5.0	0#	0.00
34	L7	AR1260 (4)	145.262	138.932 E3	4.4	0#	0.00
35	L7	AR1260 (5)	78.239	74.308 E3	5.0	0#	0.00

Response Factor Report Instrumen

Method : I:\GCDATA\METHODS\U_ICAL\080408AU.M (Chemstation Integrator)
Title : 8082_PCB_Method / 608_PCB
Last Update : Tue Aug 05 12:52:18 2008

Calibration Files
P005 =U0316141.D P025 =U0316140.D P050 =U0316139.D
P075 =U0316138.D P100 =U0316137.D P001 =U0316142.D

		Compound	P005	P025	P050	P075	P100	P001	Avg		%RSD
1)	S	Tetrachloro-m-xylen	0.901	1.085	1.090	1.231	1.129	0.977	1.069	E7	10.85
2)	S	Decachlorobiphenyl	1.465	1.456	1.309	1.533	1.314	1.448	1.421	E7	6.33
3)	L1	AR1016	4.687	4.814	4.084	4.897	3.813	4.611	4.484	E5	9.71
4)	L1	AR1016 (2)	6.331	7.040	5.572	6.988	5.600	6.014	6.257	E5	10.39
5)	L1	AR1016 (3)	3.759	3.910	3.798	4.080	3.548	3.650	3.791	E5	4.98
6)	L1	AR1016 (4)	2.167	2.573	2.442	2.556	2.272	2.321	2.389	E5	6.81
7)	L1	AR1016 (5)	3.018	2.960	2.810	3.145	2.729	3.203	2.978	E5	6.20
8)	L2	AR1221	1.287	1.268	1.174	1.114	1.106	1.479	1.238	E5	11.33
9)	L2	AR1221 (2)	5.494	6.425	5.413	4.816	4.775	5.147	5.345	E4	11.34
10)	L2	AR1221 (3)	3.289	3.140	3.052	2.942	2.975	3.604	3.167	E5	7.83
11)	L3	AR1232	8.065	7.087	8.024	7.761	7.085	7.864	7.648	E4	5.87
12)	L3	AR1232 (2)	1.173	0.938	0.935	0.752	0.770	1.150	0.953	E5	18.89
13)	L3	AR1232 (3)	1.025	0.969	0.948	1.014	0.926	0.974	0.976	E5	3.86
14)	L3	AR1232 (4)	1.558	1.338	1.148	1.321	1.222	1.678	1.378	E5	14.66
15)	L3	AR1232 (5)	6.326	6.807	7.000	6.779	6.606	5.658	6.529	E4	7.40
16)	L4	AR1242	1.369	1.306	1.444	1.477	1.391	1.362	1.391	E5	4.41
17)	L4	AR1242 (2)	4.777	4.486	4.696	4.198	4.180	4.633	4.495	E5	5.68
18)	L4	AR1242 (3)	1.500	1.390	1.429	1.419	1.345	1.422	1.417	E5	3.60
19)	L4	AR1242 (4)	1.515	1.450	1.453	1.396	1.479	1.520	1.469	E5	3.16
20)	L4	AR1242 (5)	9.260	8.795	9.219	8.702	8.702	9.700	9.063	E4	4.42
21)	L5	AR1248	3.144	2.910	2.666	2.757	2.547	3.372	2.899	E5	10.71
22)	L5	AR1248 (2)	2.408	2.264	2.305	2.257	2.127	2.540	2.317	E5	6.12
23)	L5	AR1248 (3)	2.492	2.342	2.425	2.379	2.318	2.614	2.428	E5	4.53
24)	L5	AR1248 (4)	2.332	2.207	2.274	2.220	2.199	2.687	2.320	E5	8.05
25)	L5	AR1248 (5)	1.722	1.793	1.677	1.733	1.769	2.019	1.785	E5	6.79
26)	L6	AR1254	5.269	4.656	4.376	4.287	4.206	6.034	4.805	E5	14.90
27)	L6	AR1254 (2)	8.256	7.810	7.004	7.027	7.002	8.146	7.541	E5	7.94
28)	L6	AR1254 (3)	7.411	7.414	6.820	6.971	7.046	8.336	7.333	E5	7.46
29)	L6	AR1254 (4)	8.094	8.201	7.580	7.782	7.643	9.130	8.071	E5	7.11
30)	L6	AR1254 (5)	3.380	3.422	3.190	3.307	3.431	3.931	3.444	E5	7.40
31)	L7	AR1260	7.619	7.224	6.598	7.342	6.333	8.278	7.232	E5	9.71
32)	L7	AR1260 (2)	1.362	1.345	1.265	1.448	1.253	1.358	1.338	E6	5.35
33)	L7	AR1260 (3)	1.057	1.032	1.027	1.128	0.935	1.083	1.043	E6	6.22
34)	L7	AR1260 (4)	1.623	1.624	1.556	1.857	1.588	1.710	1.660	E6	6.60
35)	L7	AR1260 (5)	7.137	7.667	7.071	8.780	7.567	7.184	7.568	E5	8.48
36)	L8	AR1268			6.413				6.413	E5	0.00
37)	L8	AR1268 (2)			7.422				7.422	E5	0.00
38)	L8	AR1268 (3)			4.857				4.857	E5	0.00
39)	L8	AR1268 (4)			5.451				5.451	E5	0.00
40)	L8	AR1268 (5)			7.029				7.029	E5	0.00
41)	L9	AR1262			1.125				1.125	E6	0.00
42)	L9	AR1262(2)			6.360				6.360	E5	0.00
43)	L9	AR1262(3)			1.162				1.162	E6	0.00
44)	L9	AR1262(4)			1.209				1.209	E6	0.00
45)	L9	AR1262(5)			8.809				8.809	E5	0.00

Signal #2 Calibration Files
P005 =U0316141.D P025 =U0316140.D P050 =U0316139.D
P075 =U0316138.D P100 =U0316137.D P001 =U0316142.D

		Compound	P005	P025	P050	P075	P100	P001	Avg		%RSD
1)	S	Tetrachloro-m-xylen	1.905	2.143	2.436	2.930	2.653	1.889	2.326	E7	18.09
2)	S	Decachlorobiphenyl	2.764	2.943	2.756	3.334	2.911	2.637	2.891	E7	8.44
3)	L1	AR1016	1.208	1.168	1.100	1.187	1.047	1.250	1.160	E6	6.39
4)	L1	AR1016 (2)	0.953	0.950	0.937	1.006	0.890	1.024	0.960	E6	5.05
5)	L1	AR1016 (3)	5.157	5.535	5.632	6.237	5.571	5.379	5.585	E5	6.48
6)	L1	AR1016 (4)	7.070	7.101	6.967	7.693	6.905	7.168	7.151	E5	3.95
7)	L1	AR1016 (5)	6.331	6.570	6.802	7.511	6.893	6.665	6.795	E5	5.91

(#) = Out of Range
080408AU.M Tue Aug 05 12:52:30 2008 1

Response Factor Report Instrumen

Method : I:\GCDATA\METHODS\U_ICAL\080408AU.M (Chemstation Integrator)
Title : 8082_PCB_Method / 608_PCB
Last Update : Tue Aug 05 12:52:18 2008

Calibration Files
P005 =U0316141.D P025 =U0316140.D P050 =U0316139.D
P075 =U0316138.D P100 =U0316137.D P001 =U0316142.D

		Compound	P005	P025	P050	P075	P100	P001	Avg		%RSD
8)	L2	AR1221	3.065	3.052	2.831	2.838	2.752	3.366	2.984	E5	7.57
9)	L2	AR1221 (2)	2.184	2.115	1.958	2.015	1.877	2.487	2.106	E5	10.28
10)	L2	AR1221 (3)	0.871	0.821	0.761	0.761	0.715	1.004	0.822	E6	12.67
11)	L3	AR1232	1.166	1.131	1.122	1.075	1.138	1.115	1.125	E5	2.67
12)	L3	AR1232 (2)	2.459	2.077	2.022	1.991	1.890	2.451	2.149	E5	11.42
13)	L3	AR1232 (3)	1.998	1.853	1.877	1.937	1.988	2.098	1.958	E5	4.57
14)	L3	AR1232 (4)	1.537	1.542	1.650	1.643	1.694	1.541	1.601	E5	4.33
15)	L3	AR1232 (5)	3.494	3.166	3.361	3.430	3.493	3.320	3.377	E5	3.70
16)	L4	AR1242	3.293	3.322	3.246	3.335	3.097	3.414	3.285	E5	3.26
17)	L4	AR1242 (2)	1.849	1.791	1.836	1.877	1.924	1.939	1.869	E6	2.98
18)	L4	AR1242 (3)	4.437	4.091	3.933	3.868	3.905	4.739	4.162	E5	8.45
19)	L4	AR1242 (4)	6.327	6.004	5.996	5.834	5.934	6.690	6.131	E5	5.22
20)	L4	AR1242 (5)	5.999	6.030	6.743	6.273	6.613	5.936	6.266	E5	5.45
21)	L5	AR1248	8.443	7.401	7.915	7.274	7.062	9.280	7.896	E5	10.66
22)	L5	AR1248 (2)	9.293	8.922	9.673	9.183	9.003	9.723	9.300	E5	3.61
23)	L5	AR1248 (3)	6.475	6.337	6.966	6.656	6.671	7.939	6.841	E5	8.45
24)	L5	AR1248 (4)	5.254	4.746	5.200	4.994	5.038	6.431	5.277	E5	11.24
25)	L5	AR1248 (5)	3.301	3.810	4.097	4.079	4.192	3.429	3.818	E5	9.83
26)	L6	AR1254	1.098	1.141	1.064	1.062	1.049	1.164	1.096	E6	4.30
27)	L6	AR1254 (2)	1.258	1.327	1.178	1.184	1.173	1.374	1.249	E6	6.90
28)	L6	AR1254 (3)	1.831	1.988	1.873	1.934	1.950	1.957	1.922	E6	3.05
29)	L6	AR1254 (4)	1.670	1.793	1.693	1.760	1.770	1.782	1.745	E6	2.90
30)	L6	AR1254 (5)	1.746	1.881	1.837	1.944	1.973	1.698	1.846	E6	5.88
31)	L7	AR1260	1.910	1.810	1.684	1.942	1.671	2.020	1.840	E6	7.75
32)	L7	AR1260 (2)	2.306	2.379	2.280	2.683	2.147	2.381	2.363	E6	7.56
33)	L7	AR1260 (3)	1.473	1.547	1.457	1.781	1.534	1.530	1.554	E6	7.54
34)	L7	AR1260 (4)	3.420	3.697	3.682	2.863	2.147	3.323	3.189	E6	18.62
35)	L7	AR1260 (5)	2.024	2.343	2.284	2.751	2.147	1.972	2.254	E6	12.54
36)	L8	AR1268			1.607				1.607	E6	0.00
37)	L8	AR1268 (2)			6.219				6.219	E5	0.00
38)	L8	AR1268 (3)			4.222				4.222	E6	0.00
39)	L8	AR1268 (4)			1.057				1.057	E6	0.00
40)	L8	AR1268 (5)			1.501				1.501	E6	0.00
41)	L9	AR1262#2			2.249				2.249	E6	0.00
42)	L9	AR1262(2)#2			3.547				3.547	E6	0.00
43)	L9	AR1262(3)#2			2.694				2.694	E6	0.00
44)	L9	AR1262(4)#2			4.094				4.094	E6	0.00
45)	L9	AR1262(5)#2			1.836				1.836	E6	0.00

(#) = Out of Range

Evaluate Continuing Calibration Report

Data File : I:\GCDATA\U\102708\U0316946.D\ECD1A.CH Vial: 1
Acq On : 10-27-08 13:41:40 Operator: AA
Sample : AR1660-3 Inst : Instrumen
Misc : 8082 STD Multiplr: 1.00
IntFile : autoint1.e

Data File : I:\GCDATA\U\102708\U0316946.D\ECD2B.CH Vial: 1
Acq On : 10-27-08 13:41:41 Operator: AA
Sample : AR1660-3 Inst : Instrumen
Misc : 8082 STD Multiplr: 1.00
IntFile : autoint2.e

Method : H:\GCDATA\METHODS\U_ICAL\080408AU.M (Chemstation Integrator)
Title : 8082_PCB_Method / 608_PCB
Last Update : Tue Aug 05 11:57:42 2008
Response via : Multiple Level Calibration

Min. RRF : 0.000 Min. Rel. Area : 50% Max. R.T. Dev 0.50min
Max. RRF Dev : 15% Max. Rel. Area : 150%

		Compound	AvgRF	CCRF		%Dev	Area%	Dev(min)
1	S	Tetrachloro-m-xylene	10.687	10.908	E6	-2.1	0#	0.08
2	S	Decachlorobiphenyl	14.207	15.335	E6	-7.9	0#	0.00
3	L1	AR1016	448.402	463.880	E3	-3.5	0#	0.04
4	L1	AR1016 (2)	625.726	698.996	E3	-11.7	0#	0.02
5	L1	AR1016 (3)	379.079	391.655	E3	-3.3	0#	0.02
6	L1	AR1016 (4)	238.873	234.503	E3	1.8	0#	0.01
7	L1	AR1016 (5)	297.773	308.037	E3	-3.4	0#	0.00
31	L7	AR1260	723.247	717.317	E3	0.8	0#	0.00
32	L7	AR1260 (2)	1.338	1.386	E6	-3.6	0#	0.00
33	L7	AR1260 (3)	1.043	1.071	E6	-2.7	0#	0.00
34	L7	AR1260 (4)	1.660	1.757	E6	-5.8	0#	0.00
35	L7	AR1260 (5)	756.756	808.156	E3	-6.8	0#	0.00
		Signal #2						
1	S	Tetrachloro-m-xylene	23.259	23.323	E6	-0.3	0#	0.05
2	S	Decachlorobiphenyl	28.909	28.719	E6	0.7	0#	0.00
3	L1	AR1016	1.160	1.123	E6	3.2	0#	0.01
4	L1	AR1016 (2)	960.037	848.561	E3	11.6	0#	0.00
5	L1	AR1016 (3)	558.518	528.420	E3	5.4	0#	0.00
6	L1	AR1016 (4)	715.065	673.258	E3	5.8	0#	0.00
7	L1	AR1016 (5)	679.519	681.234	E3	-0.3	0#	0.00
31	L7	AR1260	1.840	1.653	E6	10.2	0#	-0.01
32	L7	AR1260 (2)	2.363	2.223	E6	5.9	0#	-0.01
33	L7	AR1260 (3)	1.554	1.461	E6	6.0	0#	0.00
34	L7	AR1260 (4)	3.189	3.708	E6	-16.3#	0#	0.00
35	L7	AR1260 (5)	2.254	2.316	E6	-2.8	0#	0.00

Evaluate Continuing Calibration Report

Signal #1 : I:\GCDATA\U\102708\U0316947.D\ECD1A.CH Vial: 2
Signal #2 : I:\GCDATA\U\102708\U0316947.D\ECD2B.CH
Acq On : 10-27-08 14:13:39 Operator: AA
Sample : AR2154-3 Inst : Instrumen
Misc : 8082 STD Multiplr: 1.00
IntFile Signal #1: autoint1.e IntFile Signal #2: autoint2.e

Method : H:\GCDATA\METHODS\U_ICAL\080408AU.M (Chemstation Integrator)
Title : 8082_PCB_Method / 608_PCB
Last Update : Tue Aug 05 11:57:42 2008
Response via : Multiple Level Calibration

Min. RRF : 0.000 Min. Rel. Area : 50% Max. R.T. Dev 0.50min
Max. RRF Dev : 15% Max. Rel. Area : 150%

		Compound	AvgRF	CCRF		%Dev	Area%	Dev(min)
1	S	Tetrachloro-m-xylene	10.687	10.455	E6	2.2	0#	-0.01
2	S	Decachlorobiphenyl	14.207	14.118	E6	0.6	0#	0.00
8	L2	AR1221	123.802	114.117	E3	7.8	0#	0.03
9	L2	AR1221 (2)	53.449	55.714	E3	-4.2	0#	0.03
10	L2	AR1221 (3)	316.695	327.349	E3	-3.4	0#	0.02
26	L6	AR1254	480.453	460.859	E3	4.1	0#	-0.01
27	L6	AR1254 (2)	754.097	733.497	E3	2.7	0#	-0.01
28	L6	AR1254 (3)	733.294	707.816	E3	3.5	0#	-0.01
29	L6	AR1254 (4)	807.148	764.010	E3	5.3	0#	-0.02
30	L6	AR1254 (5)	344.366	334.475	E3	2.9	0#	-0.02
		Signal #2						
1	S	Tetrachloro-m-xylene	23.259	21.731	E6	6.6	0#	0.06
2	S	Decachlorobiphenyl	28.909	26.767	E6	7.4	0#	0.00
8	L2	AR1221	298.384	289.098	E3	3.1	0#	0.03
9	L2	AR1221 (2)	210.593	193.800	E3	8.0	0#	0.01
10	L2	AR1221 (3)	822.230	749.291	E3	8.9	0#	0.01
26	L6	AR1254	1.096	1.112	E6	-1.5	0#	-0.01
27	L6	AR1254 (2)	1.249	1.227	E6	1.8	0#	-0.01
28	L6	AR1254 (3)	1.922	1.942	E6	-1.0	0#	-0.01
29	L6	AR1254 (4)	1.745	1.757	E6	-0.7	0#	-0.01
30	L6	AR1254 (5)	1.846	1.906	E6	-3.3	0#	-0.01

Evaluate Continuing Calibration Report

Signal #1 : I:\GCDATA\U\102708\U0316958.D\ECD1A.CH Vial: 13
Signal #2 : I:\GCDATA\U\102708\U0316958.D\ECD2B.CH
Acq On : 10-27-08 20:20:46 Operator: AA
Sample : AR1660-3 Inst : Instrumen
Misc : 8082 STD Multiplr: 1.00
IntFile Signal #1: autoint1.e IntFile Signal #2: autoint2.e

Method : H:\GCDATA\METHODS\U_ICAL\080408AU.M (Chemstation Integrator)
Title : 8082_PCB_Method / 608_PCB
Last Update : Tue Aug 05 11:57:42 2008
Response via : Multiple Level Calibration

Min. RRF : 0.000 Min. Rel. Area : 50% Max. R.T. Dev 0.50min
Max. RRF Dev : 15% Max. Rel. Area : 150%

		Compound	AvgRF	CCRF		%Dev	Area%	Dev(min)
1	S	Tetrachloro-m-xylene	10.687	12.050	E6	-12.8	0#	0.00
2	S	Decachlorobiphenyl	14.207	13.575	E6	4.4	0#	0.00
3	L1	AR1016	448.402	463.500	E3	-3.4	0#	0.00
4	L1	AR1016 (2)	625.726	633.317	E3	-1.2	0#	-0.01
5	L1	AR1016 (3)	379.079	389.554	E3	-2.8	0#	0.00
6	L1	AR1016 (4)	238.873	226.972	E3	5.0	0#	0.00
7	L1	AR1016 (5)	297.773	303.686	E3	-2.0	0#	0.00
31	L7	AR1260	723.247	717.734	E3	0.8	0#	0.00
32	L7	AR1260 (2)	1.338	1.343	E6	-0.4	0#	-0.01
33	L7	AR1260 (3)	1.043	1.033	E6	1.0	0#	0.00
34	L7	AR1260 (4)	1.660	1.667	E6	-0.4	0#	0.00
35	L7	AR1260 (5)	756.756	767.658	E3	-1.4	0#	0.00
		Signal #2						
1	S	Tetrachloro-m-xylene	23.259	24.866	E6	-6.9	0#	0.00
2	S	Decachlorobiphenyl	28.909	28.011	E6	3.1	0#	0.00
3	L1	AR1016	1.160	1.122	E6	3.3	0#	0.00
4	L1	AR1016 (2)	960.037	908.224	E3	5.4	0#	0.00
5	L1	AR1016 (3)	558.518	539.292	E3	3.4	0#	0.00
6	L1	AR1016 (4)	715.065	704.886	E3	1.4	0#	0.00
7	L1	AR1016 (5)	679.519	690.305	E3	-1.6	0#	0.00
31	L7	AR1260	1.840	1.789	E6	2.8	0#	0.00
32	L7	AR1260 (2)	2.363	2.361	E6	0.1	0#	0.00
33	L7	AR1260 (3)	1.554	1.455	E6	6.4	0#	0.00
34	L7	AR1260 (4)	3.189	3.776	E6	-18.4#	0#	0.00
35	L7	AR1260 (5)	2.254	2.393	E6	-6.2	0#	0.00

Evaluate Continuing Calibration Report

Signal #1 : I:\GCDATA\U\102708\U0316959.D\ECD1A.CH Vial: 14
Signal #2 : I:\GCDATA\U\102708\U0316959.D\ECD2B.CH
Acq On : 10-27-08 20:52:47 Operator: AA
Sample : AR2154-3 Inst : Instrumen
Misc : 8082 STD Multiplr: 1.00
IntFile Signal #1: autoint1.e IntFile Signal #2: autoint2.e

Method : H:\GCDATA\METHODS\U_ICAL\080408AU.M (Chemstation Integrator)
Title : 8082_PCB_Method / 608_PCB
Last Update : Tue Aug 05 11:57:42 2008
Response via : Multiple Level Calibration

Min. RRF : 0.000 Min. Rel. Area : 50% Max. R.T. Dev 0.50min
Max. RRF Dev : 15% Max. Rel. Area : 150%

		Compound	AvgRF	CCRF		%Dev	Area%	Dev(min)
1	S	Tetrachloro-m-xylene	10.687	10.935	E6	-2.3	0#	-0.01
2	S	Decachlorobiphenyl	14.207	11.671	E6	17.9#	0#	0.00
8	L2	AR1221	123.802	126.429	E3	-2.1	0#	-0.02
9	L2	AR1221 (2)	53.449	56.887	E3	-6.4	0#	-0.03
10	L2	AR1221 (3)	316.695	304.234	E3	3.9	0#	-0.03
26	L6	AR1254	480.453	442.109	E3	8.0	0#	-0.02
27	L6	AR1254 (2)	754.097	723.187	E3	4.1	0#	-0.02
28	L6	AR1254 (3)	733.294	683.792	E3	6.8	0#	-0.02
29	L6	AR1254 (4)	807.148	737.913	E3	8.6	0#	-0.02
30	L6	AR1254 (5)	344.366	324.706	E3	5.7	0#	-0.02
		Signal #2						
1	S	Tetrachloro-m-xylene	23.259	22.999	E6	1.1	0#	0.00
2	S	Decachlorobiphenyl	28.909	23.717	E6	18.0#	0#	0.00
8	L2	AR1221	298.384	291.854	E3	2.2	0#	-0.02
9	L2	AR1221 (2)	210.593	194.002	E3	7.9	0#	-0.02
10	L2	AR1221 (3)	822.230	758.526	E3	7.7	0#	-0.03
26	L6	AR1254	1.096	1.051	E6	4.1	0#	-0.01
27	L6	AR1254 (2)	1.249	1.195	E6	4.3	0#	-0.01
28	L6	AR1254 (3)	1.922	1.734	E6	9.8	0#	-0.01
29	L6	AR1254 (4)	1.745	1.745	E6	0.0	0#	-0.02
30	L6	AR1254 (5)	1.846	1.812	E6	1.8	0#	-0.02

Evaluate Continuing Calibration Report

Signal #1 : I:\GCDATA\U\102708\U0316970.D\ECD1A.CH Vial: 25
Signal #2 : I:\GCDATA\U\102708\U0316970.D\ECD2B.CH
Acq On : 10-28-08 02:45:15 Operator: AA
Sample : AR1660-3 Inst : Instrumen
Misc : 8082 STD Multiplr: 1.00
IntFile Signal #1: autoint1.e IntFile Signal #2: autoint2.e

Method : H:\GCDATA\METHODS\U_ICAL\080408AU.M (Chemstation Integrator)
Title : 8082_PCB_Method / 608_PCB
Last Update : Tue Aug 05 11:57:42 2008
Response via : Multiple Level Calibration

Min. RRF : 0.000 Min. Rel. Area : 50% Max. R.T. Dev 0.50min
Max. RRF Dev : 15% Max. Rel. Area : 150%

		Compound	AvgRF	CCRF		%Dev	Area%	Dev(min)
1	S	Tetrachloro-m-xylene	10.687	11.448	E6	-7.1	0#	0.00
2	S	Decachlorobiphenyl	14.207	15.078	E6	-6.1	0#	0.00
3	L1	AR1016	448.402	450.165	E3	-0.4	0#	0.02
4	L1	AR1016 (2)	625.726	617.928	E3	1.2	0#	0.00
5	L1	AR1016 (3)	379.079	397.990	E3	-5.0	0#	0.00
6	L1	AR1016 (4)	238.873	239.924	E3	-0.4	0#	0.00
7	L1	AR1016 (5)	297.773	303.712	E3	-2.0	0#	0.00
31	L7	AR1260	723.247	704.905	E3	2.5	0#	0.00
32	L7	AR1260 (2)	1.338	1.342	E6	-0.3	0#	-0.01
33	L7	AR1260 (3)	1.043	1.043	E6	0.0	0#	0.00
34	L7	AR1260 (4)	1.660	1.719	E6	-3.6	0#	0.00
35	L7	AR1260 (5)	756.756	812.185	E3	-7.3	0#	0.00
		Signal #2						
1	S	Tetrachloro-m-xylene	23.259	24.859	E6	-6.9	0#	0.00
2	S	Decachlorobiphenyl	28.909	32.246	E6	-11.5	0#	0.00
3	L1	AR1016	1.160	1.131	E6	2.5	0#	0.02
4	L1	AR1016 (2)	960.037	910.813	E3	5.1	0#	0.00
5	L1	AR1016 (3)	558.518	551.515	E3	1.3	0#	0.00
6	L1	AR1016 (4)	715.065	693.674	E3	3.0	0#	0.00
7	L1	AR1016 (5)	679.519	680.902	E3	-0.2	0#	0.00
31	L7	AR1260	1.840	1.748	E6	5.0	0#	0.00
32	L7	AR1260 (2)	2.363	2.372	E6	-0.4	0#	0.00
33	L7	AR1260 (3)	1.554	1.524	E6	1.9	0#	0.00
34	L7	AR1260 (4)	3.189	3.866	E6	-21.2#	0#	0.00
35	L7	AR1260 (5)	2.254	3.253	E6	-44.3#	0#	0.00

Evaluate Continuing Calibration Report

Signal #1 : I:\GCDATA\U\102708\U0316971.D\ECD1A.CH Vial: 26
Signal #2 : I:\GCDATA\U\102708\U0316971.D\ECD2B.CH
Acq On : 10-28-08 07:49:54 Operator: AA
Sample : AR2154-3 Inst : Instrumen
Misc : 8082 STD Multiplr: 1.00
IntFile Signal #1: autoint1.e IntFile Signal #2: autoint2.e

Method : H:\GCDATA\METHODS\U_ICAL\080408AU.M (Chemstation Integrator)
Title : 8082_PCB_Method / 608_PCB
Last Update : Tue Aug 05 11:57:42 2008
Response via : Multiple Level Calibration

Min. RRF : 0.000 Min. Rel. Area : 50% Max. R.T. Dev 0.50min
Max. RRF Dev : 15% Max. Rel. Area : 150%

		Compound	AvgRF	CCRF		%Dev	Area%	Dev(min)
1	S	Tetrachloro-m-xylene	10.687	11.174	E6	-4.6	0#	0.00
2	S	Decachlorobiphenyl	14.207	11.865	E6	16.5#	0#	0.00
8	L2	AR1221	123.802	135.076	E3	-9.1	0#	0.00
9	L2	AR1221 (2)	53.449	62.345	E3	-16.6#	0#	-0.01
10	L2	AR1221 (3)	316.695	322.965	E3	-2.0	0#	-0.01
26	L6	AR1254	480.453	483.977	E3	-0.7	0#	0.00
27	L6	AR1254 (2)	754.097	746.402	E3	1.0	0#	0.00
28	L6	AR1254 (3)	733.294	739.187	E3	-0.8	0#	-0.01
29	L6	AR1254 (4)	807.148	797.940	E3	1.1	0#	-0.01
30	L6	AR1254 (5)	344.366	356.313	E3	-3.5	0#	-0.01
		Signal #2						
1	S	Tetrachloro-m-xylene	23.259	24.376	E6	-4.8	0#	-0.02
2	S	Decachlorobiphenyl	28.909	23.627	E6	18.3#	0#	0.00
8	L2	AR1221	298.384	323.695	E3	-8.5	0#	-0.03
9	L2	AR1221 (2)	210.593	206.446	E3	2.0	0#	-0.04
10	L2	AR1221 (3)	822.230	797.127	E3	3.1	0#	-0.04
26	L6	AR1254	1.096	1.112	E6	-1.5	0#	-0.02
27	L6	AR1254 (2)	1.249	1.250	E6	-0.1	0#	-0.02
28	L6	AR1254 (3)	1.922	1.811	E6	5.8	0#	-0.02
29	L6	AR1254 (4)	1.745	1.808	E6	-3.6	0#	-0.02
30	L6	AR1254 (5)	1.846	1.991	E6	-7.9	0#	-0.02

Evaluate Continuing Calibration Report

Signal #1 : I:\GCDATA\U\102708\U0316979.D\ECD1A.CH Vial: 33
Signal #2 : I:\GCDATA\U\102708\U0316979.D\ECD2B.CH
Acq On : 10-28-08 12:44:29 Operator: AA
Sample : AR2154-3 Inst : Instrumen
Misc : 8082 STD Multiplr: 1.00
IntFile Signal #1: autoint1.e IntFile Signal #2: autoint2.e

Method : H:\GCDATA\METHODS\U_ICAL\080408AU.M (Chemstation Integrator)
Title : 8082_PCB_Method / 608_PCB
Last Update : Tue Aug 05 11:57:42 2008
Response via : Multiple Level Calibration

Min. RRF : 0.000 Min. Rel. Area : 50% Max. R.T. Dev 0.50min
Max. RRF Dev : 15% Max. Rel. Area : 150%

		Compound	AvgRF	CCRF		%Dev	Area%	Dev(min)
1	S	Tetrachloro-m-xylene	10.687	12.249	E6	-14.6	0#	0.00
2	S	Decachlorobiphenyl	14.207	12.689	E6	10.7	0#	0.00
8	L2	AR1221	123.802	154.524	E3	-24.8#	0#	-0.02
9	L2	AR1221 (2)	53.449	78.200	E3	-46.3#	0#	-0.02
10	L2	AR1221 (3)	316.695	351.600	E3	-11.0	0#	-0.02
26	L6	AR1254	480.453	484.878	E3	-0.9	0#	-0.02
27	L6	AR1254 (2)	754.097	787.820	E3	-4.5	0#	-0.02
28	L6	AR1254 (3)	733.294	819.560	E3	-11.8	0#	-0.02
29	L6	AR1254 (4)	807.148	882.772	E3	-9.4	0#	-0.02
30	L6	AR1254 (5)	344.366	393.915	E3	-14.4	0#	-0.02
		Signal #2						
1	S	Tetrachloro-m-xylene	23.259	29.469	E6	-26.7#	0#	0.00
2	S	Decachlorobiphenyl	28.909	26.652	E6	7.8	0#	0.00
8	L2	AR1221	298.384	339.850	E3	-13.9	0#	-0.01
9	L2	AR1221 (2)	210.593	226.899	E3	-7.7	0#	-0.02
10	L2	AR1221 (3)	822.230	871.388	E3	-6.0	0#	-0.03
26	L6	AR1254	1.096	1.290	E6	-17.7#	0#	-0.01
27	L6	AR1254 (2)	1.249	1.436	E6	-15.0	0#	-0.01
28	L6	AR1254 (3)	1.922	1.997	E6	-3.9	0#	-0.01
29	L6	AR1254 (4)	1.745	2.117	E6	-21.3#	0#	-0.01
30	L6	AR1254 (5)	1.846	1.824	E6	1.2	0#	-0.01

Evaluate Continuing Calibration Report

Signal #1 : I:\GCDATA\U\102708\U0316980.D\ECD1A.CH Vial: 1
Signal #2 : I:\GCDATA\U\102708\U0316980.D\ECD2B.CH
Acq On : 10-28-08 13:35:58 Operator: AA
Sample : AR1660-3 Inst : Instrumen
Misc : 8082 STD Multiplr: 1.00
IntFile Signal #1: autoint1.e IntFile Signal #2: autoint2.e

Method : H:\GCDATA\METHODS\U_ICAL\080408AU.M (Chemstation Integrator)
Title : 8082_PCB_Method / 608_PCB
Last Update : Tue Aug 05 11:57:42 2008
Response via : Multiple Level Calibration

Min. RRF : 0.000 Min. Rel. Area : 50% Max. R.T. Dev 0.50min
Max. RRF Dev : 15% Max. Rel. Area : 150%

		Compound	AvgRF	CCRF		%Dev	Area%	Dev(min)
1	S	Tetrachloro-m-xylene	10.687	10.497	E6	1.8	0#	0.00
2	S	Decachlorobiphenyl	14.207	11.782	E6	17.1#	0#	0.00
3	L1	AR1016	448.402	403.387	E3	10.0	0#	0.00
4	L1	AR1016 (2)	625.726	561.745	E3	10.2	0#	0.00
5	L1	AR1016 (3)	379.079	345.436	E3	8.9	0#	0.00
6	L1	AR1016 (4)	238.873	213.996	E3	10.4	0#	0.00
7	L1	AR1016 (5)	297.773	277.760	E3	6.7	0#	0.00
31	L7	AR1260	723.247	656.362	E3	9.2	0#	0.00
32	L7	AR1260 (2)	1.338	1.201	E6	10.2	0#	0.00
33	L7	AR1260 (3)	1.043	0.929	E6	10.9	0#	0.00
34	L7	AR1260 (4)	1.660	1.448	E6	12.8	0#	0.00
35	L7	AR1260 (5)	756.756	659.237	E3	12.9	0#	0.00
		Signal #2						
1	S	Tetrachloro-m-xylene	23.259	22.799	E6	2.0	0#	-0.01
2	S	Decachlorobiphenyl	28.909	24.485	E6	15.3#	0#	0.00
3	L1	AR1016	1.160	1.048	E6	9.7	0#	-0.01
4	L1	AR1016 (2)	960.037	832.623	E3	13.3	0#	-0.01
5	L1	AR1016 (3)	558.518	511.934	E3	8.3	0#	0.00
6	L1	AR1016 (4)	715.065	637.984	E3	10.8	0#	-0.01
7	L1	AR1016 (5)	679.519	604.901	E3	11.0	0#	0.00
31	L7	AR1260	1.840	1.618	E6	12.1	0#	0.00
32	L7	AR1260 (2)	2.363	2.132	E6	9.8	0#	0.00
33	L7	AR1260 (3)	1.554	1.299	E6	16.4#	0#	0.00
34	L7	AR1260 (4)	3.189	3.315	E6	-4.0	0#	0.00
35	L7	AR1260 (5)	2.254	2.060	E6	8.6	0#	0.00

Tetra Tech NUS

INTERNAL CORRESPONDENCE

TO: M. MARTIN

DATE: APRIL 13TH, 2009

FROM: MEGAN CARSON

COPIES: DV FILE

SUBJECT: ORGANIC DATA VALIDATION- PCB
LOCKHEED MIDDLE RIVER
SDG 810140

SAMPLES: 2/Soil

SB-561-6 SB-561-8

Overview

The sample set for Lockheed Middle River, SDG 810140 consists of two (2) soil samples. The samples were analyzed for polychlorinated biphenyls (PCB).

The samples were collected by GPL Laboratories, LLLP on October 21st , 2008 and analyzed by GPL Laboratories, LLLP. All analyses were conducted in accordance with SW-846 Method 8082 analytical and reporting protocols.

The data contained in this SDG were validated with regard to the following parameters: data completeness, holding times, initial/continuing calibrations, laboratory method blank results, surrogate spike recoveries, blank spike results, matrix spike / matrix spike duplicate results, chromatographic resolution, compound identification, compound quantitation, and detection limits. Areas of concern are listed below.

Major

- None.

Minor

- None.

Notes

Executive Summary

Laboratory Performance: None.

Other Factors Affecting Data Quality: None.

The data for these analyses were reviewed with reference to Region III modifications to U.S. EPA National Functional Guidelines for Organic Data Validation (Sept. 1994). The text of this report has been formulated to address only those problem areas affecting data quality.

Megan Carson

Tetra Tech NUS
Megan Carson
Chemist/Data Validator

Edward Leddington /for

Tetra Tech NUS
Joseph A. Samchuck
Quality Assurance Officer

Attachments:
Appendix A – Qualified Analytical Results
Appendix B – Results as Reported by the Laboratory
Appendix C – Support Documentation

Appendix A

Qualified Analytical Results

PROJ_NO: 02135	NSAMPLE	SB-561-6			SB-561-8		
SDG: 810140	LAB_ID	810140-009			810140-010		
FRACTION: PEST/PCB	SAMP_DATE	10/21/2008			10/21/2008		
MEDIA: SOIL	QC_TYPE	NM			NM		
	UNITS	UG/KG			UG/KG		
	PCT_SOLIDS	91.4			87.6		
	DUP_OF						
PARAMETER		RESULT	VQL	QLCD	RESULT	VQL	QLCD
AROCLOR-1016		18	U		19	U	
AROCLOR-1221		18	U		19	U	
AROCLOR-1232		18	U		19	U	
AROCLOR-1242		18	U		19	U	
AROCLOR-1248		18	U		19	U	
AROCLOR-1254		18	U		19	U	
AROCLOR-1260		18	U		180		

Appendix B

Results as Reported by the Laboratory

GPL Laboratories

GPL
FORM I
ANALYSIS DATA SHEET

SAMPLE NO
SB-561-6

Lab Name :	GPL Laboratories	Client. :	Tetra Tech NUS
Lab Code :	GPL	SAS NO. :	
Case No. :		SDG NO :	810140
Matrix : (Soil / Water)	SOIL	Lab Sample ID :	810140-009-009-1/1
Sample Volume :	30	Lab File ID :	U0317048.D
% Moisture:	8.57	Date Received	10/21/2008
Extraction:	SW3550	Date Extracted:	10/27/2008
Extract Volume:	10 mL	Date Analyzed	10/30/2008
Injection Volume :	1 µL	Dilution Factor :	1
GPC Clean up (Y/N):	pH:		

Concentration Units (ug/L or ug/kg dry weight) : ug/kg

CAS NO	COMPOUND		Q
12674-11-2	PCB-1016	18	U
11104-28-2	PCB-1221	18	U
11141-16-5	PCB-1232	18	U
53469-21-9	PCB-1242	18	U
12672-29-6	PCB-1248	18	U
11097-69-1	PCB-1254	18	U
11096-82-5	PCB-1260	18	U

GPL Laboratories

GPL
FORM 1
ANALYSIS DATA SHEET

SAMPLE NO
SB-561-8

Lab Name :	GPL Laboratories	Client. :	Tetra Tech NUS
Lab Code :	GPL	SAS NO. :	
Case No. :		SDG NO :	810140
Matrix : (Soil / Water)	SOIL	Lab Sample ID :	810140-010-010-1/1
Sample Volume :	30	Lab File ID :	U0317049.D
% Moisture:	12.45	Date Received	10/21/2008
Extraction:	SW3550	Date Extracted:	10/27/2008
Extract Volume:	10 mL	Date Analyzed	10/30/2008
Injection Volume :	1 µ L	Dilution Factor :	1
GPC Clean up (Y/N):	pH:		

Concentration Units (ug/L or ug/kg dry weight) : ug/kg

CAS NO	COMPOUND		Q
12674-11-2	PCB-1016	19	U
11104-28-2	PCB-1221	19	U
11141-16-5	PCB-1232	19	U
53469-21-9	PCB-1242	19	U
12672-29-6	PCB-1248	19	U
11097-69-1	PCB-1254	19	U
11096-82-5	PCB-1260	180	

Appendix C

Support Documentation

GPL LABORATORIES, LLLP

7210A Corporate Court
Frederick, MD 21703
(301) 694-5310
Fax (301) 620-0731

Contract #/Billing Reference: 112C01855

1 of 2 Pgs.

Project: Block E Supplemental Soil Characterization

Client: TT NUS

Send Results To: Tony Apamvoge

Address: 20251 Century Blvd. Suite 200

Germantown, MD 20874

Phone: (301) 528-3021

Sample ID#	Date Sampled	Time Sampled	Sample Matrix	Sampler's Initials	Turnaround Time: 5 Days	# of Containers: 12	Container Type: Brass Jar	Preservative Used: N/A	Type of Analysis: PCB	Lab Cooler No.	CLIENT COMMENTS
SB-561-SS0-0.5	10/21	0917	Soil	JP					X		
SB-561-SS0.5-1	10/21	0921	Soil	JP					X		
SB-561-[illegible]2	10/21	0926	Soil	JP					X		
SB-561-[illegible]4	10/21	0928	Soil	JP					X		
SB-561-6	10/21	0930	Soil	JP					X		
SB-561-8	10/21	0935	Soil	JP					X		Analyze 1 of SB-561-4 if > 1 ppm
SB-562-SS0-0.5	10/21	1040	Soil	JP					X		Analyze 1 of SB-561-4 if > 1 ppm
SB-562-SS0.5-1	10/21	1041	Soil	JP					X		
SB-562-2	10/21	1044	Soil	JP					X		
SB-562-4	10/21	1045	Soil	JP					X		
SB-562-6	10/21	1047	Soil	JP					X		Analyze 1 of SB-562-4 if > 1 ppm
SB-562-8	10/21	1051	Soil	JP					X		Analyze 1 of SB-562-4 if > 1 ppm

Relinquished By:	Date/Time	Received By:	Relinquished By:	Received for Laboratory By:	Date/Time
[signature]	10/21 1400	[signature]			
Relinquished By:	Date/Time	Received By:	Date/Time	Shipper:	Airbill No.:
Relinquished By:	Date/Time	Received By:	Lab Comments:		Temp:

G.P. W.O. _____

HOLDTIME

SDG 810140

SORT	UNITS	NSAMPLE	LAB_ID	QC_TYPE	SAMP_DATE	EXTR_DATE	ANAL_DATE	SMP_EXTR	EXTR_ANL	SMP_ANL
PCS	%	SB-561-550.5-1	810140-006	NM	10/21/2008	12/30/1899	10/25/2008	-4E+04	39745	4
PCS	%	SB-556-2	810140-001	NM	10/21/2008	12/30/1899	10/25/2008	-4E+04	39745	4
PCS	%	SB-556-4	810140-002	NM	10/21/2008	12/30/1899	10/25/2008	-4E+04	39745	4
PCS	%	SB-556-6	810140-003	NM	10/21/2008	12/30/1899	10/25/2008	-4E+04	39745	4
PCS	%	SB-556-8	810140-004	NM	10/21/2008	12/30/1899	10/25/2008	-4E+04	39745	4
PCS	%	SB-561-4	810140-008	NM	10/21/2008	12/30/1899	10/25/2008	-4E+04	39745	4
PCS	%	SB-562-8	810140-016	NM	10/21/2008	12/30/1899	10/25/2008	-4E+04	39745	4
PCS	%	SB-561-550-0.5	810140-005	NM	10/21/2008	12/30/1899	10/25/2008	-4E+04	39745	4
PCS	%	SB-561-6	810140-009	NM	10/21/2008	12/30/1899	10/25/2008	-4E+04	39745	4
PCS	%	SB-561-8	810140-010	NM	10/21/2008	12/30/1899	10/25/2008	-4E+04	39745	4
PCS	%	SB-562-2	810140-013	NM	10/21/2008	12/30/1899	10/25/2008	-4E+04	39745	4
PCS	%	SB-562-4	810140-014	NM	10/21/2008	12/30/1899	10/25/2008	-4E+04	39745	4
PCS	%	SB-562-550.5-1	810140-012	NM	10/21/2008	12/30/1899	10/25/2008	-4E+04	39745	4
PCS	%	SB-562-550-0.5	810140-011	NM	10/21/2008	12/30/1899	10/25/2008	-4E+04	39745	4
PCS	%	SB-562-6	810140-015	NM	10/21/2008	12/30/1899	10/25/2008	-4E+04	39745	4

SORT	UNITS	NSAMPLE	LAB_ID	QC_TYPE	SAMP_DATE	EXTR_DATE	ANAL_DATE	SMP_EXTR	EXTR_ANL	SMP_ANL
PCS	%	SB-561-2	810140-007	NM	10/21/2008	12/30/1899	10/25/2008	-4E+04	39745	4
PCB	%	SB-561-6	810140-009	NM	10/21/2008	12/30/1899	10/30/2008	-4E+04	39750	9
PCB	%	SB-561-8	810140-010	NM	10/21/2008	12/30/1899	10/30/2008	-4E+04	39750	9
PCB	UG/KG	SB-561-8	810140-010	NM	10/21/2008	12/30/1899	10/30/2008	-4E+04	39750	9
PCB	UG/KG	SB-561-6	810140-009	NM	10/21/2008	12/30/1899	10/30/2008	-4E+04	39750	9

Megan Carson Lockheed Martin - Block-E
SDG 810140 Sample:: Matrix Spike
%S 84.94% FV = 10mL EV = 30.01g

$$\frac{440500000}{1160000} = 379.74$$

$$\frac{392900000}{0960000} = 409.27$$

$$\frac{221400000}{558500} = 396.41$$

$$\frac{273100000}{715100} = 381.90$$

$$\frac{332200000}{679500} = 488.88$$

$$\frac{488.88}{2056.20} = 411.24$$

$$\frac{411.24 \times 10}{30.01g \times .8494\%S} = 161.33$$ → actual 160 on form 1

PESTICIDE/PCB EXTRACTION LOG

SOIL / WATER / WIPES / OIL

Sep. Funnel 3510C / Continuous 3520C / Soxhlet 3540C / ~~Sonication 3550~~B / Waste Dilution 3580A
OLCO3.2 / OLMO4.2 / OLMO3.2 / OLM04.3

Approval / Date: ST. 10/28/08 GPC: Y/N

Analysis Method: 8082 (S)

Ext. Chemist: VT Date: 10/27/08 Conc. Chemist: VT Date: 10/27/08

Cleanup:

Florisil (3620B)(F) Date: — Acid(3665A)(A) Date 10/28/08 Sulfur (3660B)(S) Date: —

Lot #: — Lot #: 071680 Lot #: —

Spike Witness Initials: VT

GPL W. O. #	Frac.	Init pH	Sample Vol. gram / mL	Surr. Vol. mL	Spike Vol. mL	Adjust. pH	F / A / S Cleanup	F.V. mL
810185	BLK 106312	—	30.00	1.0	—	—	A	10.0
	BKS		30.00		1.0			
	5 MS		30.01					
	5 MSD		30.00					
	001		30.00					
	002		30.00					
	005		29.99					
	006		30.01					
	007		30.00					
	008		30.00					
	009		30.01					
	010		29.99					
	011		30.00					
	012		30.00					
	013		30.00					
	014		30.01					
	015		30.00					
	018		30.00					
	019		30.00					
	020		30.01					
810140	009		30.00					
	10		30.00					
	VT 10/28/08							

Solvent: DCM / Acetone Solvent: Hexane Surrogate Soln#: 43895 Matrix Spike Soln #: 43770

Lot #: G27400, E4LE5 Lot #: G31829 Surr. Soln Conc(s): 0.2 PPM MS Soln Conc(s): 5.5 PPM

Sodium Sulfate # : C37580

Comments & Observations:

GPL Laboratories, LLC *Document Control No: GP_G_107*

GC ANALYSIS LOG

Instrument ID: HP5890 # L Reviewed by: RP Date: 8/6/08

Data Acquisition Method:	Pest32 / PCB32 / Herb32 /
Injector Temp (oC):	~~180~~ /200) / 240 /
Detector Temp(oC):	300
Oven Initial Temp(oC):	60 /150 /
Initial Time (min):	0.0 / 0.50 /1.0 /
Ramp Rate (oC/min) : 10-200-4 / 11-280-14 / 18-300-7	
Final Temp(oC):	200 / 275 /300 /
Injection Volume(uL):	1.0 / 2.0 / 2.5 /

Detector A

Column:	RTX-CLP	30meter
ID:	0.32 mm	

Detector B

Column:	RTX-CLP2	30 meter
ID:	0.32 mm	

ICAL Method: 080408A.UM Analyst: RP

Injection Log

Directory: i:\gcdata\u\080408a

Seq.	L	Vial	FileName	Multiplier	SampleName	Misc Info	Injected
	L	1	u0316110.d	1.	AR2154-5	8082 STD	4 Aug 08 15:51
		1	u0316111.d	1.	AR2154-5	8082 STD	4 Aug 08 16:23
	L	2	u0316112.d	1.	AR2154-4	8082 STD	4 Aug 08 16:55
		3	u0316113.d	1.	AR2154-3	8082 STD	4 Aug 08 17:27
	L	4	u0316114.d	1.	AR2154-2	8082 STD	4 Aug 08 17:59
		5	u0316115.d	1.	AR2154-1	8082 STD	4 Aug 08 18:31
	L	6	u0316116.d	1.	AR2154-0.5	8082 STD	4 Aug 08 19:03
		7	u0316117.d	1.	AR1242-5	8082 STD	4 Aug 08 19:35
	L	8	u0316118.d	1.	AR1242-4	8082 STD	4 Aug 08 20:07
		9	u0316119.d	1.	AR1242-3	8082 STD	4 Aug 08 20:39
	L	10	u0316120.d	1.	AR1242-2	8082 STD	4 Aug 08 21:11
		11	u0316121.d	1.	AR1242-1	8082 STD	4 Aug 08 21:43
	L	12	u0316122.d	1.	AR1242-0.5	8082 STD	4 Aug 08 22:16
		13	u0316123.d	1.	AR1248-5	8082 STD	4 Aug 08 22:48
	L	14	u0316124.d	1.	AR1248-4	8082 STD	4 Aug 08 23:20
		15	u0316125.d	1.	AR1248-3	8082 STD	4 Aug 08 23:52
	L	16	u0316126.d	1.	AR1248-2	8082 STD	5 Aug 08 00:24
		17	u0316127.d	1.	AR1248-1	8082 STD	5 Aug 08 00:56
	L	18	u0316128.d	1.	AR1248-0.5	8082 STD	5 Aug 08 01:28
		19	u0316129.d	1.	AR1232-5	8082 STD	5 Aug 08 02:00
	L	20	u0316130.d	1.	AR1232-4	8082 STD	5 Aug 08 02:32
		21	u0316131.d	1.	AR1232-3	8082 STD	5 Aug 08 03:04
	L	22	u0316132.d	1.	AR1232-2	8082 STD	5 Aug 08 03:36
		23	u0316133.d	1.	AR1232-1	8082 STD	5 Aug 08 04:08
	L	24	u0316134.d	1.	AR1232-0.5	8082 STD	5 Aug 08 04:40
		25	u0316135.d	1.	AR1262-3	8082 STD	5 Aug 08 05:12
	L	26	u0316136.d	1.	AR1268-3	8082 STD	5 Aug 08 05:44
		27	u0316137.d	1.	AR1660-5	8082 STD	5 Aug 08 06:16
	L	28	u0316138.d	1.	AR1660-4	8082 STD	5 Aug 08 06:48
		29	u0316139.d	1.	AR1660-3	8082 STD	5 Aug 08 07:21
	L	30	u0316140.d	1.	AR1660-2	8082 STD	5 Aug 08 07:53
		31	u0316141.d	1.	AR1660-1	8082 STD	5 Aug 08 08:25
	L	32	u0316142.d	1.	AR1660-0.5	8082 STD	5 Aug 08 08:57
		33	u0316143.d	1.	AR1660-ICV	8082 STD	5 Aug 08 09:29
	L	34	u0316144.d	1.	AR2154-3	8082 STD	5 Aug 08 10:01
		35	u0316145.d	1.	AR1242-3	8082 STD	5 Aug 08 10:33
	L	36	u0316146.d	1.	AR1248-3	8082 STD	5 Aug 08 11:06
		37	u0316147.d	1.	AR1232-3	8082 STD	5 Aug 08 11:38
	L	38	u0316148.d	1.	BLK104873	BLK,L	5 Aug 08 12:10
		39	u0316149.d	1.	807148-012-012-1/1	38092,L	5 Aug 08 12:42
	L	40	u0316150.d	1.	807148-012-012-1/1DUP	38092,L	5 Aug 08 13:14
		41	u0316151.d	1.	807148-012-012-1/1TRIP	38092,L	5 Aug 08 13:46
	L	42	u0316152.d	1.	807148-013-013-1/1	38095,L	5 Aug 08 14:18
		43	u0316153.d	1.	807148-013-013-1/1DUP	38095,L	5 Aug 08 14:50
	L	44	u0316154.d	1.	807148-013-013-1/TRIP	38095,L	5 Aug 08 15:22
		45	u0316155.d	1.	BLK104794	BLK,S	5 Aug 08 15:54
	L	46	u0316156.d	1.	BKS104794	BKS,S	5 Aug 08 16:26
		47	u0316157.d	1.	BKSD104794	BKS,S	5 Aug 08 16:58
	L	48	u0316158.d	1.	807152-007-007-1/1	38142,S	5 Aug 08 17:30
		49	u0316159.d	1.	AR1660-3	8082 STD	5 Aug 08 18:02
		50	u0316160.d	1.	AR1254-3	8082 STD	5 Aug 08 18:34
		51	u0316161.d	1.	AR1242-3	8082 STD	5 Aug 08 19:06
		52	u0316162.d	1.	AR1232-3	8082 STD	5 Aug 08 19:38
		53	u0316163.d	1.	AR1248-3	8082 STD	5 Aug 08 20:10
		54	u0316164.d	1.	807152-007-07-1/1 50X	38142 DL,S	5 Aug 08 20:42
		55	u0316165.d	1.	807152-007-07-1/1 100X	38142 DL,S	5 Aug 08 21:14
		56	u0316166.d	1.	BLK104880	BLK,W	5 Aug 08 21:46

Comments:

GC ANALYSIS LOG

Intrument ID: HP5890 # U Reviewed by: RP Date: 10/28/08

Data Acquisition Method:	Pest32 / PCB32 / Herb32
Injector Temp (oC):	180 / 200 / 240 /
Detector Temp(oC):	300
Oven Initial Temp(oC):	60 / 150 /
Initial Time (min):	0.0 / 0.50 / 1.0 / / 10 min
Ramp Rate (oC/min) :	10-250-4/11-280°-4/18-300°-7
Final Temp(oC):	200 / 275 / 300 /
Injection Volume(uL):	1.0 / 2.0 / 2.5 /

Detector A

Column:	RTX-CLP	30meter
ID:	0.32 mm	

Detector B

Column:	RTX-CLP2	30 meter
ID:	0.32 mm	

ICAL Method: 080408AU.M Analyst: AK

Seq.		Line	Vial	FileName	Multiplier	SampleName	Misc Info	Injected
		1	1	u0316885.d	1.	AR1660-3 43774	8082 STD	24 Oct 08 09:21
102408	U	2	2	u0316886.d	1.	810137-012-012-1/1 5X	SB-553-SS[CS],S	24 Oct 08 09:59
		3	3	u0316887.d	1.	810137-015-015-1/1	SB-DUP-3,S	24 Oct 08 10:31
		4	4	u0316888.d	1.	810137-016-016-1/1 5X	SB-554-SS[CS] DL,S	24 Oct 08 11:03
	U	5	5	u0316889.d	1.	810137-016-016-1/1MS 5X	SB-554-SS[CS]MS DL,S	24 Oct 08 11:35
		6	6	u0316890.d	1.	810137-016-016-1/1MSD 5X	SB-554-SS[CS]MSD DL,S	24 Oct 08 12:07
		7	7	u0316891.d	1.	BLK106245	BLK,S	24 Oct 08 12:39
	U	8	8	u0316892.d	1.	BKS106245	BKS,S	24 Oct 08 13:11
		9	9	u0316893.d	1.	810140-001-001-1/1	SB-556-2,S	24 Oct 08 13:43
	U	10	10	u0316894.d	1.	810140-002-002-1/1	SB-556-4,S	24 Oct 08 14:15
		11	11	u0316895.d	1.	810140-005-005-1/1	SB-561-550-0.5,S	24 Oct 08 14:47
	U	12	12	u0316896.d	1.	AR1660-3 43774	8082 STD	24 Oct 08 15:19
		13	13	u0316897.d	1.	810140-006-006-1/1	SB-561-550-5.1,S	24 Oct 08 15:51
	U	14	14	u0316898.d	1.	810140-007-007-1/1	SB-561-2,S	24 Oct 08 16:23
		15	15	u0316899.d	1.	810140-008-008-1/1	SB-561-4,S	24 Oct 08 16:55
	U	16	16	u0316900.d	1.	810140-011-011-1/1	SB-562-550-0.5,S	24 Oct 08 17:27
		17	17	u0316901.d	1.	810140-012-012-1/1	SB-562-550-5.1,S	24 Oct 08 18:00
		18	18	u0316902.d	1.	810140-013-013-1/1	SB-562-2,S	24 Oct 08 18:32
	U	19	19	u0316903.d	1.	810140-014-014-1/1	SB-562-4,S	24 Oct 08 19:04
		20	20	u0316904.d	1.	810140-001-001-1/1MS	SB-556-2MS,S	24 Oct 08 19:36
	U	21	21	u0316905.d	1.	810140-001-001-1/1MSD	SB-556-2MSD,S	24 Oct 08 20:08
		22	22	u0316906.d	1.	AR1660-3	8082 STD	24 Oct 08 20:40
	U	23	22	u0316907.d	1.	AR1660-3 } 43774	8082 STD	24 Oct 08 21:12
		24	23	u0316908.d	1.	810141-001-001-1/1	SB-563-550-0.5,S	24 Oct 08 21:44
		25	24	u0316909.d	1.	810141-002-002-1/1	SB-563-550-0.5-1,S	24 Oct 08 22:17
	U	26	25	u0316910.d	1.	810141-003-003-1/1	SB-563-2,S	24 Oct 08 22:49
		27	26	u0316911.d	1.	810141-004-004-1/1	SB-563-4,S	24 Oct 08 23:21
	U	28	27	u0316912.d	1.	810141-007-007-1/1	SB-568-550-0.5,S	24 Oct 08 23:53
		29	28	u0316913.d	1.	810141-008-008-1/1	SB-568-550-0.5-1,S	25 Oct 08 00:25
	U	30	29	u0316914.d	1.	810141-009-009-1/1	SB-568-2,S	25 Oct 08 00:57
		31	30	u0316915.d	1.	810141-010-010-1/1	SB-568-4,S	25 Oct 08 01:29
	U	32	31	u0316916.d	1.	AR1660-3 } 43774	8082 STD	25 Oct 08 02:01
		33	31	u0316917.d	1.	AR1660-3	8082 STD	25 Oct 08 02:33
		34	32	u0316918.d	1.	BLK106280	BLK,S	25 Oct 08 03:05
	U	35	33	u0316919.d	1.	BKS106280	BKS,S	25 Oct 08 03:37
		36	34	u0316920.d	1.	810158-001-001-1/1	SB-556-2,S	25 Oct 08 04:09
	U	37	35	u0316921.d	1.	810158-002-002-1/1	SB-556-4,S	25 Oct 08 04:41
		38	36	u0316922.d	1.	810158-003-003-1/1	SB-556-6,S	25 Oct 08 05:13
	U	39	37	u0316923.d	1.	810158-004-004-1/1	SB-556-8,S	25 Oct 08 05:45
		40	38	u0316924.d	1.	810158-005-005-1/1	SB-564-550-0.5,S	25 Oct 08 06:17
	U	41	39	u0316925.d	1.	810158-006-006-1/1	SB-564-550-5.1,S	25 Oct 08 06:49
		42	40	u0316926.d	1.	810158-007-007-1/1	SB-564-2,S	25 Oct 08 07:21
		43	41	u0316927.d	1.	810158-008-008-1/1	SB-564-4,S	25 Oct 08 07:53
	U	44	42	u0316928.d	1.	AR1660-3 } 43774	8082 STD	25 Oct 08 08:25
		45	42	u0316929.d	1.	AR1660-3	8082 STD	25 Oct 08 08:57
	U	46	43	u0316930.d	1.	810158-008-008-1/1MS	SB-564-4MS,S	25 Oct 08 09:29
		47	44	u0316931.d	1.	810158-008-008-1/1MSD	SB-564-4MSD,S	25 Oct 08 10:02
	U	48	45	u0316932.d	1.	810158-011-011-1/1	SB-559-550-0.5,S	25 Oct 08 10:33
		49	46	u0316933.d	1.	810158-012-012-1/1	SB-559-550-5.1,S	25 Oct 08 11:06
	U	50	47	u0316934.d	1.	810158-013-013-1/1	SB-559-2,S	25 Oct 08 11:38
		51	48	u0316935.d	1.	810158-014-014-1/1	SB-559-4,S	25 Oct 08 12:10
		52	49	u0316936.d	1.	810158-015-015-1/1	SB-559-6,S	25 Oct 08 12:42
	U	53	50	u0316937.d	1.	810158-016-016-1/1	SB-559-8,S	25 Oct 08 13:14
		54	51	u0316938.d	1.	810158-017-017-1/1	SB-560-550-0.5,S	25 Oct 08 13:46
		55	52	u0316939.d	1.	810158-018-018-1/1	SB-560-550-5.1,S	25 Oct 08 14:18
		56	53	u0316940.d	1.	AR1660-3 43774	8082 STD	25 Oct 08 14:50
		57	53	u0316941.d	1.	AR1660-3	8082 STD	25 Oct 08 15:22

Comments:

GC ANALYSIS LOG

Intrument ID: HP5890 # U Reviewed by: RP Date: 10/28/08

Data Acquisition Method:	Pest32 / RCB32 / Herb32
Injector Temp (oC):	180 / 200 / 240 /
Detector Temp(oC):	300
Oven Initial Temp(oC):	60 / 150 /
Initial Time (min):	0.0 / 0.50 / 1.0 /
Ramp Rate (oC/min) :	10-200-4 / 280 -4 / 300-x
Final Temp(oC):	200 / 275 / 300 /
Injection Volume(uL):	1.0 / 2.0 / 2.5 / µl

Detector A

Column:	RTX-CLP	30meter
ID:	0.32 mm	

Detector B

Column:	RTX-CLP2	30 meter
ID:	0.32 mm	

ICAL Method: 080408AV.M Analyst: AA

Seq.	File ID	GPL ID	Dil	Matrix	Date	Comments
102708	U					

Injection Log

Directory: i:\gcdata\u\102708

Line	Vial	FileName	Multiplier	SampleName	Misc Info	Injected
1	1	u0316946.d	1.	AR1660-3 43774	8082 STD	27 Oct 08 13:41
2	2	u0316947.d	1.	AR2154-3 43781	8082 STD	27 Oct 08 14:13
3	3	u0316948.d	1.	810140-005-005-1/1 10X	SB-561-550-0.5 DL	27 Oct 08 15:00
4	4	u0316949.d	1.	810140-006-006-1/1 20X	SB-561-550-5.1,S DL	27 Oct 08 15:32
5	5	u0316950.d	1.	810140-007-007-1/1 20X	SB-561-2,S DL	27 Oct 08 16:04
6	6	u0316951.d	1.	810140-008-008-1/1 50X	SB-561-4,S DL	27 Oct 08 16:36
7	7	u0316952.d	1.	810141-007-007-1/1 100X	SB-568-550-0.5 DL	27 Oct 08 17:08
8	8	u0316953.d	1.	810141-008-008-1/1 50X	SB-568-550-0.5-1 DL	27 Oct 08 17:40
9	9	u0316954.d	1.	810158-002-002-1/1 5X	SB-556-4,S DL	27 Oct 08 18:12
10	10	u0316955.d	1.	810139-009-009-1/1	SB-558-2	27 Oct 08 18:44
11	11	u0316956.d	1.	810139-013-013-1/1 100X	SB-555-550-0.5 DL	27 Oct 08 19:16
12	12	u0316957.d	1.	810139-014-014-1/1 50X	SB-555-550.-15 DL	27 Oct 08 19:48
13	13	u0316958.d	1.	AR1660-3 43774	8082 STD	27 Oct 08 20:20
14	14	u0316959.d	1.	AR2154-3 43781	8082 STD	27 Oct 08 20:52
15	15	u0316960.d	1.	810139-015-015-1/1 50X	SB-555-2 DL	27 Oct 08 21:24
16	16	u0316961.d	1.	810139-016-016-1/1 50X	SB-555-4 DL	27 Oct 08 21:56
17	17	u0316962.d	1.	810157-001-001-1/1 10X	SB-569-550-0.5 DL	27 Oct 08 22:29
18	18	u0316963.d	1.	810157-002-002-1/1 40X	SB-569-550.5-1 DL	27 Oct 08 23:00
19	19	u0316964.d	1.	810157-004-004-1/1 20X	SB-569-4 DL	27 Oct 08 23:33
20	20	u0316965.d	1.	810157-007-007-1/1 20X	SB-569-550-0.5 DL	28 Oct 08 00:05
21	21	u0316966.d	1.	810157-008-008-1/1 10X	SB-570-550.5-1	28 Oct 08 00:37
22	22	u0316967.d	1.	810157-009-009-1/1 2X	SB-570-2 DL	28 Oct 08 01:09
23	23	u0316968.d	1.	810157-015-015-1/1 5X	SB-565-2,S DL	28 Oct 08 01:41
24	24	u0316969.d	1.	810157-019-019-1/1 5X	SB-566-550-0.5,S DL	28 Oct 08 02:13
25	25	u0316970.d	1.	AR1660-3 43774	8082 STD	28 Oct 08 02:45
26	26	u0316971.d	1.	AR2154-3 43781	8082 STD	28 Oct 08 07:49
27	25	u0316972.d	1.	AR1660-3	8082 STD	28 Oct 08 08:21
28	27	u0316973.d	1.	810139-007-007-1/1 10X	SB-558-550-0.5 DL	28 Oct 08 08:54
29	28	u0316974.d	1.	810141-007-007-1/1 500X	SB-568-550-0.5 DL	28 Oct 08 09:26
30	29	u0316975.d	1.	810157-001-001-1/1 500X	SB-569-550-0.5 DL	28 Oct 08 10:36
31	30	u0316976.d	1.	810157-010-010-1/1 2X	SB-570-4,DL	28 Oct 08 11:08
32	31	u0316977.d	1.	810157-001-001-1/1 1000X	SB-569-550-0.5 DL	28 Oct 08 11:40
33	32	u0316978.d	1.	AR1660-3 43774	8082 STD	28 Oct 08 12:12
34	33	u0316979.d	1.	AR2154-3 43781	8082 STD	28 Oct 08 12:44
35	1	u0316980.d	1.	AR1660-3 43774	8082 STD	28 Oct 08 13:35

Comments:

GC ANALYSIS LOG

Intrument ID: HP5890 # U

Reviewed by: RP Date: 10/31/08

Data Acquisition Method:	Pest32 / PCB32 / Herb32
Injector Temp (oC):	180 / 200 / 240 /
Detector Temp(oC):	300
Oven Initial Temp(oC):	60 / 150 /
Initial Time (min):	0.0 / 0.50 / 1.0 / 4 min
Ramp Rate (oC/min) :	10-290-4 / 280-4 / 300-4
Final Temp(oC):	200 / 275 / 300 /
Injection Volume(uL):	1.0 / 2.0 / 2.5 / µl

Detector A

Column:	RTX-CLP 30meter
ID:	0.32 mm

Detector B

Column:	RTX-CLP2 30 meter
ID:	0.32 mm

ICAL Method: 8040 8AV.M

Analyst: AS

Seq.	File ID	GPL ID	Dil	Matrix	Date	Comments
102808	U					
	U					
	U					
	U					
	U					
	U					
	U					
	U					
	U					
	U					
	U					
	U					
	U					
	U					
	U					
	U					
	U					
	U					
	U					
	U					
	U					

Injection Log

Directory: h:\gcdata\u\102808

Line	Vial	FileName	Multiplier	SampleName	Misc Info	Injected
1	1	u0316980.d	1.	AR1660-3	8082 STD	28 Oct 08 13:35
2	1	u0316981.d	1.	AR1660-3	8082 STD	28 Oct 08 14:16
3	2	u0316982.d	1.	AR2154-3	8082 STD	28 Oct 08 14:48
4	3	u0316983.d	1.	BLK106312	BLK,S	28 Oct 08 15:20
5	4	u0316984.d	1.	BKS106312	BKS,S	28 Oct 08 15:52
6	5	u0316985.d	1.	810185-001-001-1/1	SB-550-550-5-1,S	28 Oct 08 16:24
7	6	u0316986.d	1.	810185-002-002-1/1	SB-550-2,S	28 Oct 08 16:56
8	7	u0316987.d	1.	810185-005-005-1/1	SB-542-550-0.5,S	28 Oct 08 17:28
9	8	u0316988.d	1.	810185-005-005-1/1MS	SB-542-550-0.5MS,S	28 Oct 08 18:00
10	9	u0316989.d	1.	810185-005-005-1/1MSD	SB-542-550-0.5MSD,S	28 Oct 08 18:32
11	10	u0316990.d	1.	810185-006-006-1/1	SB-542-550-5-1,S	28 Oct 08 19:05
12	11	u0316991.d	1.	810185-007-007-1/1	SB-542-2,S	28 Oct 08 19:37
13	12	u0316992.d	1.	810185-008-008-1/1	SB-542-3,S	28 Oct 08 20:09
14	13	u0316993.d	1.	AR1660-3	8082 STD	28 Oct 08 20:41
15	14	u0316994.d	1.	AR2154-3	8082 STD	28 Oct 08 21:13
16	15	u0316995.d	1.	810185-009-009-1/1	SB-542-4,S	28 Oct 08 21:45
17	16	u0316996.d	1.	810185-010-010-1/1	SB-567-550-0.5,S	28 Oct 08 22:17
18	17	u0316997.d	1.	810185-011-011-1/1	SB-567-550-5-1,S	28 Oct 08 22:49
19	18	u0316998.d	1.	810185-012-012-1/1	SB-567-2,S	28 Oct 08 23:21
20	19	u0316999.d	1.	810185-013-013-1/1	SB-552-550-0.5,S	28 Oct 08 23:53
21	20	u0317000.d	1.	810185-014-014-1/1	SB-552-550-5.1,S	29 Oct 08 00:25
22	21	u0317001.d	1.	810185-015-015-1/1	SB-552-2,S	29 Oct 08 00:57
23	22	u0317002.d	1.	810185-018-018-1/1	SB-552-SS[CS],S	29 Oct 08 01:29
24	23	u0317003.d	1.	810185-019-019-1/1	SB-551-SS[CS],S	29 Oct 08 02:01
25	24	u0317004.d	1.	810185-020-020-1/1	SB-551-550-0.5,S	29 Oct 08 02:33
26	26	u0317005.d	1.	AR1660-3	8082 STD	29 Oct 08 08:13
27	27	u0317006.d	1.	AR2154-3	8082 STD	29 Oct 08 08:45
28	28	u0317007.d	1.	810140-009-009-1/1	SB-561-6,S	29 Oct 08 09:17

Re-Run

Comments:

GC ANALYSIS LOG

Intrument ID: HP5890 # U

Reviewed by: RP Date: 10/31/08

Data Acquisition Method:	Pest32 / PCB32 / Herb32
Injector Temp (oC):	180 / 200 / 240 /
Detector Temp(oC):	300
Oven Initial Temp(oC):	60 / 150 /
Initial Time (min):	0.0 / 0.50 / 1.0 / 4 min
Ramp Rate (oC/min):	10 - 280 - 4 / 280 - 4 / - 300 4
Final Temp(oC):	200 / 275 / 300 /
Injection Volume(uL):	1.0 / 2.0 / 2.5 /

Detector A

Column:	RTX-CLP 30meter
ID:	0.32 mm

Detector B

Column:	RTX-CLP2 30 meter
ID:	0.32 mm

ICAL Method: 080403AU.M

Analyst: AS

Seq.	File ID	GPL ID	Dil	Matrix	Date	Comments
1030.08	U					
	U					
	U					

GPL Laboratories, LLLP
Percent Solids Determination Log

Method Title:	CLP_SOLIDS	**Analyst:**	Tag Hassab
Method Reference:	Percent Solids by CLP	**Reviewed By/Date:**	
Analytical Balance ID:	Saratorius CP153	**Analytical Batch:**	118152
Date/Time In (Oven):	10/24/2008 14:32	**Oven Temperature:**	105C
Date/Time Out (Oven):	10/25/2008 14:32	**Oven Temperature:**	105C
Dessicator Temp:	22C	**% Humidity (<20%):**	12%

Drying Oven Temp Maintained at 103-105C

SDG	Lab Sample ID	Client Sample ID	Weight of Dish	Weight of Wet Sample + Dish	Weight of Dry Sample + Dish	Percent Moisture	Percent Solids	RPD (<20)
810140	810140-001-001-1/1	SB-556-2	1.3190g	10.3770g	8.8250g	17.1%	82.9%	
810140	810140-001-001-1/1D	SB-556-2	1.3000g	10.8110g	9.6590g	12.1%	87.9%	5.9
810140	810140-002-002-1/1	SB-556-4	1.3090g	10.6280g	9.0890g	16.5%	83.5%	
810140	810140-003-003-1/1	SB-556-6	1.3060g	10.2800g	8.9130g	15.2%	84.8%	
810140	810140-004-004-1/1	SB-556-8	1.3060g	10.9010g	9.5480g	14.1%	85.9%	
810140	810140-005-005-1/1	SB-561-550-0.5	1.3010g	10.5840g	9.8590g	7.8%	92.2%	
810140	810140-006-006-1/1	SB-561-550.5-1	1.3140g	11.1180g	10.3440g	7.9%	92.1%	
810140	810140-007-007-1/1	SB-561-2	1.3230g	10.2800g	9.4210g	9.6%	90.4%	
810140	810140-008-008-1/1	SB-561-4	1.3130g	10.3220g	9.3560g	10.7%	89.3%	
810140	810140-009-009-1/1	SB-561-6	1.3090g	10.5610g	9.7680g	8.6%	91.4%	
810140	810140-010-010-1/1	SB-561-8	1.3200g	10.3210g	9.2000g	12.5%	87.6%	
810140	810140-011-011-1/1	SB-562-550-0.5	1.3110g	10.2190g	9.0990g	12.6%	87.4%	
810140	810140-012-012-1/1	SB-562-550.5-1	1.3180g	11.0140g	10.0890g	9.5%	90.5%	
810140	810140-013-013-1/1	SB-562-2	1.3390g	10.8510g	9.4290g	15.0%	85.1%	
810140	810140-014-014-1/1	SB-562-4	1.3150g	10.7110g	9.6550g	11.2%	88.8%	
810140	810140-015-015-1/1	SB-562-6	1.3020g	10.6160g	9.3430g	13.7%	86.3%	
810140	810140-016-016-1/1	SB-562-8	1.3140g	11.1920g	9.9080g	13.0%	87.0%	

	Sample Id	Clas	Method	Q	Anal Date	Tech	SEQ No.	Multip	M	Prep	R	Client	A	B	C	Calculate	Meth	Col	Col	C	Perce	Last QC Sample
1																						
2																						
3																						
4	810140-001-0	SMP	CLP_SOLIDS		10-25-08 14:3	1300-36	118152	00000	S		Y	SB-556	1.31900	10.37700	8.82500	82.8660	1.0000			1	17.13	
5	810140-001-0	MD	CLP_SOLIDS		10-25-08 14:3	1300-36	118152	00000	S		Y	SB-556	1.30000	10.81100	9.65900	87.8877	1.0000			1	12.11	
6	810140-002-0	SMP	CLP_SOLIDS		10-25-08 14:3	1300-36	118152	00000	S		Y	SB-556	1.30900	10.62800	9.08900	83.4854	1.0000			1	16.51	
7	810140-003-0	SMP	CLP_SOLIDS		10-25-08 14:3	1300-36	118152	00000	S		Y	SB-556	1.30600	10.28000	8.91300	84.7671	1.0000			1	15.23	
8	810140-004-0	SMP	CLP_SOLIDS		10-25-08 14:3	1300-36	118152	00000	S		Y	SB-556	1.30600	10.90100	9.54800	85.8989	1.0000			1	14.10	
9	810140-005-0	SMP	CLP_SOLIDS		10-25-08 14:3	1300-36	118152	00000	S		Y	SB-561	1.30100	10.58400	9.85900	92.1900	1.0000			1	7.81	
10	810140-006-0	SMP	CLP_SOLIDS		10-25-08 14:3	1300-36	118152	00000	S		Y	SB-561	1.31400	11.11800	10.34400	92.1053	1.0000			1	7.89	
11	810140-007-0	SMP	CLP_SOLIDS		10-25-08 14:3	1300-36	118152	00000	S		Y	SB-561	1.32300	10.28000	9.42100	90.4097	1.0000			1	9.59	
12	810140-008-0	SMP	CLP_SOLIDS		10-25-08 14:3	1300-36	118152	00000	S		Y	SB-561	1.31300	10.32200	9.35600	89.2774	1.0000			1	10.72	
13	810140-009-0	SMP	CLP_SOLIDS		10-25-08 14:3	1300-36	118152	00000	S		Y	SB-561	1.30900	10.56100	9.76800	91.4289	1.0000			1	8.57	
14	810140-010-0	SMP	CLP_SOLIDS		10-25-08 14:3	1300-36	118152	00000	S		Y	SB-561	1.32000	10.32100	9.20000	87.5458	1.0000			1	12.45	
15	810140-011-0	SMP	CLP_SOLIDS		10-25-08 14:3	1300-36	118152	00000	S		Y	SB-562	1.31100	10.21900	9.09900	87.4270	1.0000			1	12.57	
16	810140-012-0	SMP	CLP_SOLIDS		10-25-08 14:3	1300-36	118152	00000	S		Y	SB-562	1.31800	11.01400	10.08900	90.4600	1.0000			1	9.54	
17	810140-013-0	SMP	CLP_SOLIDS		10-25-08 14:3	1300-36	118152	00000	S		Y	SB-562	1.33900	10.85100	9.42900	85.0505	1.0000			1	14.95	
18	810140-014-0	SMP	CLP_SOLIDS		10-25-08 14:3	1300-36	118152	00000	S		Y	SB-562	1.31500	10.71100	9.65500	88.7612	1.0000			1	11.24	
19	810140-015-0	SMP	CLP_SOLIDS		10-25-08 14:3	1300-36	118152	00000	S		Y	SB-562	1.30200	10.61600	9.34300	86.3324	1.0000			1	13.67	
20	810140-016-0	SMP	CLP_SOLIDS		10-25-08 14:3	1300-36	118152	00000	S		Y	SB-562	1.31400	11.19200	9.90800	87.0014	1.0000			1	13.00	

	Description {90}	An	Sample Id {92}	ST Sam	Method {94}	Results {95}	RL Raw {96}	R	Raw Results	Multiplier {99}	Reporting	Raw Unt	nFinal Result	Sort Order	spk Amount	% Recover	Raw Final {110}
1																	
2																	
3																	
4	Percent Solids	AN	810140-001	SMP	CLP_SOLI	82.87	1.0000		82.8700	00000000	PER	PER	82.8700	0	0.0000	0.00	82.8700
5	Percent Solids	AN	810140-001	MD /	CLP_SOLI	87.89	1.0000		87.8900	00000000	PER	PER	87.8900	0	0.0000	0.00	87.8900
6	Percent Solids	AN	810140-002	SMP	CLP_SOLI	83.49	1.0000		83.4900	00000000	PER	PER	83.4900	0	0.0000	0.00	83.4900
7	Percent Solids	AN	810140-003	SMP	CLP_SOLI	84.77	1.0000		84.7700	00000000	PER	PER	84.7700	0	0.0000	0.00	84.7700
8	Percent Solids	AN	810140-004	SMP	CLP_SOLI	85.9	1.0000		85.9000	00000000	PER	PER	85.9000	0	0.0000	0.00	85.9000
9	Percent Solids	AN	810140-005	SMP	CLP_SOLI	92.19	1.0000		92.1900	00000000	PER	PER	92.1900	0	0.0000	0.00	92.1900
10	Percent Solids	AN	810140-006	SMP	CLP_SOLI	92.11	1.0000		92.1100	00000000	PER	PER	92.1100	0	0.0000	0.00	92.1100
11	Percent Solids	AN	810140-007	SMP	CLP_SOLI	90.41	1.0000		90.4100	00000000	PER	PER	90.4100	0	0.0000	0.00	90.4100
12	Percent Solids	AN	810140-008	SMP	CLP_SOLI	89.28	1.0000		89.2800	00000000	PER	PER	89.2800	0	0.0000	0.00	89.2800
13	Percent Solids	AN	810140-009	SMP	CLP_SOLI	91.43	1.0000		91.4300	00000000	PER	PER	91.4300	0	0.0000	0.00	91.4300
14	Percent Solids	AN	810140-010	SMP	CLP_SOLI	87.55	1.0000		87.5500	00000000	PER	PER	87.5500	0	0.0000	0.00	87.5500
15	Percent Solids	AN	810140-011	SMP	CLP_SOLI	87.43	1.0000		87.4300	00000000	PER	PER	87.4300	0	0.0000	0.00	87.4300
16	Percent Solids	AN	810140-012	SMP	CLP_SOLI	90.46	1.0000		90.4600	00000000	PER	PER	90.4600	0	0.0000	0.00	90.4600
17	Percent Solids	AN	810140-013	SMP	CLP_SOLI	85.05	1.0000		85.0500	00000000	PER	PER	85.0500	0	0.0000	0.00	85.0500
18	Percent Solids	AN	810140-014	SMP	CLP_SOLI	88.76	1.0000		88.7600	00000000	PER	PER	88.7600	0	0.0000	0.00	88.7600
19	Percent Solids	AN	810140-015	SMP	CLP_SOLI	86.33	1.0000		86.3300	00000000	PER	PER	86.3300	0	0.0000	0.00	86.3300
20	Percent Solids	AN	810140-016	SMP	CLP_SOLI	87	1.0000		87.0000	00000000	PER	PER	87.0000	0	0.0000	0.00	87.0000

	Description {90}	An	Sample Id {92}	Flag {111}	Val	Rpd {113}	Rpd Limit	N	mdl {125}	S	Retention Time	LCL {131	UCL {132	Moisture	Final Reporting	Final MDL {139}	Valid.Comments {145}	Anal Multiplier	Prep Multiplier
1																			
2																			
3																			
4	Percent Solids		AN810140-001			0	1		1.0000					17.13	1.000	1.00000		1.000	
5	Percent Solids		AN810140-001			6	1		1.0000					12.11	1.000	1.00000		1.000	
6	Percent Solids		AN810140-002			0	1		1.0000					16.51	1.000	1.00000		1.000	
7	Percent Solids		AN810140-003			0	1		1.0000					15.23	1.000	1.00000		1.000	
8	Percent Solids		AN810140-004			0	1		1.0000					14.1	1.000	1.00000		1.000	
9	Percent Solids		AN810140-005			0	1		1.0000					7.81	1.000	1.00000		1.000	
10	Percent Solids		AN810140-006			0	1		1.0000					7.89	1.000	1.00000		1.000	
11	Percent Solids		AN810140-007			0	1		1.0000					9.59	1.000	1.00000		1.000	
12	Percent Solids		AN810140-008			0	1		1.0000					10.72	1.000	1.00000		1.000	
13	Percent Solids		AN810140-009			0	1		1.0000					8.57	1.000	1.00000		1.000	
14	Percent Solids		AN810140-010			0	1		1.0000					12.45	1.000	1.00000		1.000	
15	Percent Solids		AN810140-011			0	1		1.0000					12.57	1.000	1.00000		1.000	
16	Percent Solids		AN810140-012			0	1		1.0000					9.54	1.000	1.00000		1.000	
17	Percent Solids		AN810140-013			0	1		1.0000					14.95	1.000	1.00000		1.000	
18	Percent Solids		AN810140-014			0	1		1.0000					11.24	1.000	1.00000		1.000	
19	Percent Solids		AN810140-015			0	1		1.0000					13.67	1.000	1.00000		1.000	
20	Percent Solids		AN810140-016			0	1		1.0000					13	1.000	1.00000		1.000	

GPL Laboratories

GPL
FORM 4
PESTICIDE METHOD BLANK SUMMARY

SAMPLE NO
BLK106312

Lab Name :	GPL Laboratories	Client. :	Tetra Tech NUS
Lab Code :	GPL	SAS NO. :	106312
Lab File ID :	U0316983.D	SDG NO :	810140
Date Extracted :	10/27/2008	Lab Sample ID :	BLK106312
Date Analyzed(1)	10/28/2008	Time Analyzed (1):	15:20
Date Analyzed (2)	10/28/2008	Time Analyzed(2)	15:20
GC Column(1)	RTx-CLP ID : _____ (mm)	GC Column(2) :	RTx-CLP2 ID : _____ (mm)
Matrix :(Soil/Water).	SOIL	Extraction:	SepF / Cont / Sonc
Sulfur Cleanup:(Y/N).			

THIS METHOD BLANK APPLIES TO THE FOLLOWING SAMPLES,MS AND MSD :

Client Sample ID	Lab Sample ID	Date Analyzed 1	Date Analyzed 2
BKS106312	BKS106312	10/28/2008	10/28/2008
SB-561-6	810140-009-009-1/1	10/30/2008	10/30/2008
SB-561-8	810140-010-010-1/1	10/30/2008	10/30/2008

GPL Laboratories

GPL
FORM 1
ANALYSIS DATA SHEET

SAMPLE NO
BLK106312

Lab Name :	GPL Laboratories	Client. :	Tetra Tech NUS
Lab Code :	GPL	SAS NO. :	
Case No. :		SDG NO :	810140
Matrix : (Soil / Water)	SOIL	Lab Sample ID :	BLK106312
Sample Volume :	30	Lab File ID :	U0316983.D
% Moisture:		Date Received	
Extraction:	SW3550	Date Extracted:	10/27/2008
Extract Volume:	10 mL	Date Analyzed	10/28/2008
Injection Volume :	1 µL	Dilution Factor :	1
GPC Clean up (Y/N):	pH:		

Concentration Units (ug/L or ug/kg dry weight) : ug/kg

CAS NO	COMPOUND		Q
12674-11-2	PCB-1016	17	U
11104-28-2	PCB-1221	17	U
11141-16-5	PCB-1232	17	U
53469-21-9	PCB-1242	17	U
12672-29-6	PCB-1248	17	U
11097-69-1	PCB-1254	17	U
11096-82-5	PCB-1260	17	U

GPL Laboratories

LCS SUMMARY

SAMPLE NO
BKS106312

Lab Name : GPL Laboratories
Lab Code : GPL
Matrix : SOIL
Method : SW8082

Contract. : Middle River Complex, Maryland
SDG NO : 810140
Lab Sample ID : BKS106312
Analysis Date : 10/28/2008

COMPOUND	SPIKE ADDED (ug/kg)	BLANK CONCENTRATION (ug/kg)	LCS CONCENTRATION (ug/kg)	LCS % REC	QC LIMTS
PCB-1016	170	0	140	85	40-140
PCB-1260	170	0	160	94	60-130

* Values Outside of QC Limits.

Spike recovery : 0 out of 2 outside limits

SW8082

GPL Laboratories

GPL
FORM 1
ANALYSIS DATA SHEET

SAMPLE NO
BKS106312

Lab Name :	GPL Laboratories	Client. :	Tetra Tech NUS
Lab Code :	GPL	SAS NO. :	
Case No. :		SDG NO :	810140
Matrix : (Soil / Water)	SOIL	Lab Sample ID :	BKS106312
Sample Volume :	30	Lab File ID :	U0316984.D
% Moisture:		Date Received	
Extraction:	SW3550	Date Extracted:	10/27/2008
Extract Volume:	10 mL	Date Analyzed	10/28/2008
Injection Volume :	1 µL	Dilution Factor :	1
GPC Clean up (Y/N):	pH:		

Concentration Units (ug/L or ug/kg dry weight) : ug/kg

CAS NO	COMPOUND		Q
12674-11-2	PCB-1016	140	
11104-28-2	PCB-1221	17	U
11141-16-5	PCB-1232	17	U
53469-21-9	PCB-1242	17	U
12672-29-6	PCB-1248	17	U
11097-69-1	PCB-1254	17	U
11096-82-5	PCB-1260	160	

GPL Laboratories

MS/MSD RECOVERY

SAMPLE NO
SB-542-550-0.5MSD

Lab Name : GPL Laboratories SDG NO : 810185 Method : SW8082

Lab Code : GPL Lab Sample ID : 810185-005-005-1/1MSD Matrix : SOIL Analysis Date : 10/28/2008

Compound	Spike Added (ug/kg) MS	Spike Added (ug/kg) MSD	CONCENTRATION (ug/kg) Sample	CONCENTRATION (ug/kg) MS	CONCENTRATION (ug/kg) MSD	%RECOVERY MS	%RECOVERY MSD	% RPD	RPD Limit	QC Limits
PCB-1016	200	200	0.0	160	170	81	84	[illegible]	20	40-140
PCB-1260	200	200	0.0	180	230	92	115	22 *	15	60-130

Sample not in SDG

Column to be used to flag recovery and RPD Values with an asterisk.

* Values Outside of QC Limits.

RPD 1 Out of 2 Outside Limit
Spike Recovery : 0 Out of 4 outside limit

GPL Laboratories

GPL
FORM I
ANALYSIS DATA SHEET

SAMPLE NO
SB-542-550-0.5MS

Lab Name :	GPL Laboratories	Client. :	Tetra Tech NUS
Lab Code :	GPL	SAS NO. :	
Case No. :		SDG NO :	810185
Matrix : (Soil / Water)	SOIL	Lab Sample ID :	810185-005-005-1/1MS
Sample Volume :	30.01	Lab File ID :	U0316988.D
% Moisture:	15.06	Date Received	10/23/2008
Extraction:	SW3550	Date Extracted:	10/27/2008
Extract Volume:	10 mL	Date Analyzed	10/28/2008
Injection Volume :	1 µL	Dilution Factor :	1
GPC Clean up (Y/N):	pH:		

Concentration Units (ug/L or ug/kg dry weight) : ug/kg

CAS NO	COMPOUND		Q
12674-11-2	PCB-1016	160	
11104-28-2	PCB-1221	20	U
11141-16-5	PCB-1232	20	U
53469-21-9	PCB-1242	20	U
12672-29-6	PCB-1248	20	U
11097-69-1	PCB-1254	20	U
11096-82-5	PCB-1260	180	

GPL Laboratories

GPL
FORM I
ANALYSIS DATA SHEET

SAMPLE NO
SB-542-550-0.5MSD

Lab Name :	GPL Laboratories	Client. :	Tetra Tech NUS
Lab Code :	GPL	SAS NO. :	
Case No. :		SDG NO :	810185
Matrix : (Soil / Water)	SOIL	Lab Sample ID :	810185-005-005-1/1MSD
Sample Volume :	30	Lab File ID :	U0316989.D
% Moisture:	15.06	Date Received	10/23/2008
Extraction:	SW3550	Date Extracted:	10/27/2008
Extract Volume:	10 mL	Date Analyzed	10/28/2008
Injection Volume :	1 µL	Dilution Factor :	1
GPC Clean up (Y/N):	pH:		

Concentration Units (ug/L or ug/kg dry weight) : ug/kg

CAS NO	COMPOUND		Q
12674-11-2	PCB-1016	170	
11104-28-2	PCB-1221	20	U
11141-16-5	PCB-1232	20	U
53469-21-9	PCB-1242	20	U
12672-29-6	PCB-1248	20	U
11097-69-1	PCB-1254	20	U
11096-82-5	PCB-1260	230	

Surrogate Recovery Summary

Matrix : SOIL Analytical Method : SW8082 SDG No : 810140

Surrogate	CL10BZ2	XYL2456CLM
Lower QC Limits	30	49
Upper QC Limits	144	133
Sample ID		
BKS106245	59	85
	64	90
BLK106245	75	101
	78	109
SB-556-2	76	89
	81	96
SB-556-2MS	74	88
	71	86
SB-556-2MSD	86	102
	83	100
SB-556-4	88	101
	91	104
SB-561-2 DL	74	72
	92	95
SB-561-4 DL	98	113
	80	80
SB-561-550-0.5 DL	78	78
	67	63
SB-561-550.5-1 DL	65	71
	86	89
SB-562-2	78	90
	74	86
SB-562-4	76	90
	73	86
SB-562-550-0.5	74	82
	71	79
SB-562-550.5-1	77	82
	72	86

* Value outside of QC Limts

CL10BZ2 = Decachlorobiphenyl XYL2456CLM = Tetrachloro-m-xylene

Surrogate Recovery Summary

Matrix : SOIL Analytical Method : SW8082 SDG No : 810140

Surrogate	CL10BZ2	XYL2456CLM
Lower QC Limits	30	49
Upper QC Limits	144	133
Sample ID		
BKS106312	86	97
	87	90
BLK106312	81	95
	80	97
SB-561-6	82	89
	83	91
SB-561-8	75	87
	72	86

* Value outside of QC Limts

CL10BZ2 = Decachlorobiphenyl XYL2456CLM = Tetrachloro-m-xylene

Response Factor Report Instrumen

Method : I:\GCDATA\METHODS\U_ICAL\080408AU.M (Chemstation Integrator)
Title : 8082_PCB_Method / 608_PCB
Last Update : Tue Aug 05 12:52:18 2008

Calibration Files
P005 =U0316141.D P025 =U0316140.D P050 =U0316139.D
P075 =U0316138.D P100 =U0316137.D P001 =U0316142.D

		Compound	P005	P025	P050	P075	P100	P001	Avg		%RSD
1)	S	Tetrachloro-m-xylen	0.901	1.085	1.090	1.231	1.129	0.977	1.069	E7	10.85
2)	S	Decachlorobiphenyl	1.465	1.456	1.309	1.533	1.314	1.448	1.421	E7	6.33
3)	L1	AR1016	4.687	4.814	4.084	4.897	3.813	4.611	4.484	E5	9.71
4)	L1	AR1016 (2)	6.331	7.040	5.572	6.988	5.600	6.014	6.257	E5	10.39
5)	L1	AR1016 (3)	3.759	3.910	3.798	4.080	3.548	3.650	3.791	E5	4.98
6)	L1	AR1016 (4)	2.167	2.573	2.442	2.556	2.272	2.321	2.389	E5	6.81
7)	L1	AR1016 (5)	3.018	2.960	2.810	3.145	2.729	3.203	2.978	E5	6.20
8)	L2	AR1221	1.287	1.268	1.174	1.114	1.106	1.479	1.238	E5	11.33
9)	L2	AR1221 (2)	5.494	6.425	5.413	4.816	4.775	5.147	5.345	E4	11.34
10)	L2	AR1221 (3)	3.289	3.140	3.052	2.942	2.975	3.604	3.167	E5	7.83
11)	L3	AR1232	8.065	7.087	8.024	7.761	7.085	7.864	7.648	E4	5.87
12)	L3	AR1232 (2)	1.173	0.938	0.935	0.752	0.770	1.150	0.953	E5	18.89•
13)	L3	AR1232 (3)	1.025	0.969	0.948	1.014	0.926	0.974	0.976	E5	3.86
14)	L3	AR1232 (4)	1.558	1.338	1.148	1.321	1.222	1.678	1.378	E5	14.66
15)	L3	AR1232 (5)	6.326	6.807	7.000	6.779	6.606	5.658	6.529	E4	7.40
16)	L4	AR1242	1.369	1.306	1.444	1.477	1.391	1.362	1.391	E5	4.41
17)	L4	AR1242 (2)	4.777	4.486	4.696	4.198	4.180	4.633	4.495	E5	5.68
18)	L4	AR1242 (3)	1.500	1.390	1.429	1.419	1.345	1.422	1.417	E5	3.60
19)	L4	AR1242 (4)	1.515	1.450	1.453	1.396	1.479	1.520	1.469	E5	3.16
20)	L4	AR1242 (5)	9.260	8.795	9.219	8.702	8.702	9.700	9.063	E4	4.42
21)	L5	AR1248	3.144	2.910	2.666	2.757	2.547	3.372	2.899	E5	10.71
22)	L5	AR1248 (2)	2.408	2.264	2.305	2.257	2.127	2.540	2.317	E5	6.12
23)	L5	AR1248 (3)	2.492	2.342	2.425	2.379	2.318	2.614	2.428	E5	4.53
24)	L5	AR1248 (4)	2.332	2.207	2.274	2.220	2.199	2.687	2.320	E5	8.05
25)	L5	AR1248 (5)	1.722	1.793	1.677	1.733	1.769	2.019	1.785	E5	6.79
26)	L6	AR1254	5.269	4.656	4.376	4.287	4.206	6.034	4.805	E5	14.90
27)	L6	AR1254 (2)	8.256	7.810	7.004	7.027	7.002	8.146	7.541	E5	7.94
28)	L6	AR1254 (3)	7.411	7.414	6.820	6.971	7.046	8.336	7.333	E5	7.46
29)	L6	AR1254 (4)	8.094	8.201	7.580	7.782	7.643	9.130	8.071	E5	7.11
30)	L6	AR1254 (5)	3.380	3.422	3.190	3.307	3.431	3.931	3.444	E5	7.40
31)	L7	AR1260	7.619	7.224	6.598	7.342	6.333	8.278	7.232	E5	9.71
32)	L7	AR1260 (2)	1.362	1.345	1.265	1.448	1.253	1.358	1.338	E6	5.35
33)	L7	AR1260 (3)	1.057	1.032	1.027	1.128	0.935	1.083	1.043	E6	6.22
34)	L7	AR1260 (4)	1.623	1.624	1.556	1.857	1.588	1.710	1.660	E6	6.60
35)	L7	AR1260 (5)	7.137	7.667	7.071	8.780	7.567	7.184	7.568	E5	8.48
36)	L8	AR1268			6.413				6.413	E5	0.00
37)	L8	AR1268 (2)			7.422				7.422	E5	0.00
38)	L8	AR1268 (3)			4.857				4.857	E5	0.00
39)	L8	AR1268 (4)			5.451				5.451	E5	0.00
40)	L8	AR1268 (5)			7.029				7.029	E5	0.00
41)	L9	AR1262			1.125				1.125	E6	0.00
42)	L9	AR1262(2)			6.360				6.360	E5	0.00
43)	L9	AR1262(3)			1.162				1.162	E6	0.00
44)	L9	AR1262(4)			1.209				1.209	E6	0.00
45)	L9	AR1262(5)			8.809				8.809	E5	0.00

Signal #2 Calibration Files
P005 =U0316141.D P025 =U0316140.D P050 =U0316139.D
P075 =U0316138.D P100 =U0316137.D P001 =U0316142.D

		Compound	P005	P025	P050	P075	P100	P001	Avg		%RSD
1)	S	Tetrachloro-m-xylen	1.905	2.143	2.436	2.930	2.653	1.889	2.326	E7	18.09•
2)	S	Decachlorobiphenyl	2.764	2.943	2.756	3.334	2.911	2.637	2.891	E7	8.44
3)	L1	AR1016	1.208	1.168	1.100	1.187	1.047	1.250	1.160	E6	6.39
4)	L1	AR1016 (2)	0.953	0.950	0.937	1.006	0.890	1.024	0.960	E6	5.05
5)	L1	AR1016 (3)	5.157	5.535	5.632	6.237	5.571	5.379	5.585	E5	6.48
6)	L1	AR1016 (4)	7.070	7.101	6.967	7.693	6.905	7.168	7.151	E5	3.95
7)	L1	AR1016 (5)	6.331	6.570	6.802	7.511	6.893	6.665	6.795	E5	5.91

(#) = Out of Range
080408AU.M Tue Aug 05 12:52:30 2008 1

Response Factor Report Instrumen

Method : I:\GCDATA\METHODS\U_ICAL\080408AU.M (Chemstation Integrator)
Title : 8082_PCB_Method / 608_PCB
Last Update : Tue Aug 05 12:52:18 2008

Calibration Files
P005 =U0316141.D P025 =U0316140.D P050 =U0316139.D
P075 =U0316138.D P100 =U0316137.D P001 =U0316142.D

	Compound	P005	P025	P050	P075	P100	P001	Avg		%RSD
8)	L2 AR1221	3.065	3.052	2.831	2.838	2.752	3.366	2.984	E5	7.57
9)	L2 AR1221 (2)	2.184	2.115	1.958	2.015	1.877	2.487	2.106	E5	10.28
10)	L2 AR1221 (3)	0.871	0.821	0.761	0.761	0.715	1.004	0.822	E6	12.67
11)	L3 AR1232	1.166	1.131	1.122	1.075	1.138	1.115	1.125	E5	2.67
12)	L3 AR1232 (2)	2.459	2.077	2.022	1.991	1.890	2.451	2.149	E5	11.42
13)	L3 AR1232 (3)	1.998	1.853	1.877	1.937	1.988	2.098	1.958	E5	4.57
14)	L3 AR1232 (4)	1.537	1.542	1.650	1.643	1.694	1.541	1.601	E5	4.33
15)	L3 AR1232 (5)	3.494	3.166	3.361	3.430	3.493	3.320	3.377	E5	3.70
16)	L4 AR1242	3.293	3.322	3.246	3.335	3.097	3.414	3.285	E5	3.26
17)	L4 AR1242 (2)	1.849	1.791	1.836	1.877	1.924	1.939	1.869	E6	2.98
18)	L4 AR1242 (3)	4.437	4.091	3.933	3.868	3.905	4.739	4.162	E5	8.45
19)	L4 AR1242 (4)	6.327	6.004	5.996	5.834	5.934	6.690	6.131	E5	5.22
20)	L4 AR1242 (5)	5.999	6.030	6.743	6.273	6.613	5.936	6.266	E5	5.45
21)	L5 AR1248	8.443	7.401	7.915	7.274	7.062	9.280	7.896	E5	10.66
22)	L5 AR1248 (2)	9.293	8.922	9.673	9.183	9.003	9.723	9.300	E5	3.61
23)	L5 AR1248 (3)	6.475	6.337	6.966	6.656	6.671	7.939	6.841	E5	8.45
24)	L5 AR1248 (4)	5.254	4.746	5.200	4.994	5.038	6.431	5.277	E5	11.24
25)	L5 AR1248 (5)	3.301	3.810	4.097	4.079	4.192	3.429	3.818	E5	9.83
26)	L6 AR1254	1.098	1.141	1.064	1.062	1.049	1.164	1.096	E6	4.30
27)	L6 AR1254 (2)	1.258	1.327	1.178	1.184	1.173	1.374	1.249	E6	6.90
28)	L6 AR1254 (3)	1.831	1.988	1.873	1.934	1.950	1.957	1.922	E6	3.05
29)	L6 AR1254 (4)	1.670	1.793	1.693	1.760	1.770	1.782	1.745	E6	2.90
30)	L6 AR1254 (5)	1.746	1.881	1.837	1.944	1.973	1.698	1.846	E6	5.88
31)	L7 AR1260	1.910	1.810	1.684	1.942	1.671	2.020	1.840	E6	7.75
32)	L7 AR1260 (2)	2.306	2.379	2.280	2.683	2.147	2.381	2.363	E6	7.56
33)	L7 AR1260 (3)	1.473	1.547	1.457	1.781	1.534	1.530	1.554	E6	7.54
34)	L7 AR1260 (4)	3.420	3.697	3.682	2.863	2.147	3.323	3.189	E6	18.62
35)	L7 AR1260 (5)	2.024	2.343	2.284	2.751	2.147	1.972	2.254	E6	12.54
36)	L8 AR1268			1.607				1.607	E6	0.00
37)	L8 AR1268 (2)			6.219				6.219	E5	0.00
38)	L8 AR1268 (3)			4.222				4.222	E6	0.00
39)	L8 AR1268 (4)			1.057				1.057	E6	0.00
40)	L8 AR1268 (5)			1.501				1.501	E6	0.00
41)	L9 AR1262#2			2.249				2.249	E6	0.00
42)	L9 AR1262(2)#2			3.547				3.547	E6	0.00
43)	L9 AR1262(3)#2			2.694				2.694	E6	0.00
44)	L9 AR1262(4)#2			4.094				4.094	E6	0.00
45)	L9 AR1262(5)#2			1.836				1.836	E6	0.00

(#) = Out of Range

Evaluate Continuing Calibration Report

Signal #1 : I:\GCDATA\U\102408\U0316906.D\ECD1A.CH Vial: 22
Signal #2 : I:\GCDATA\U\102408\U0316906.D\ECD2B.CH
Acq On : 10-24-08 20:40:08 Operator: AA
Sample : AR1660-3 Inst : Instrumen
Misc : 8082 STD Multiplr: 1.00
IntFile Signal #1: autoint1.e IntFile Signal #2: autoint2.e

Method : H:\GCDATA\METHODS\U_ICAL\080408AU.M (Chemstation Integrator)
Title : 8082_PCB_Method / 608_PCB
Last Update : Tue Aug 05 11:57:42 2008
Response via : Multiple Level Calibration

Min. RRF : 0.000 Min. Rel. Area : 50% Max. R.T. Dev 0.50min
Max. RRF Dev : 15% Max. Rel. Area : 150%

		Compound	AvgRF	CCRF		%Dev	Area%	Dev(min)
1	S	Tetrachloro-m-xylene	10.687	10.393	E6	2.8	0#	0.00
2	S	Decachlorobiphenyl	14.207	12.767	E6	10.1	0#	0.00
3	L1	AR1016	448.402	423.114	E3	5.6	0#	0.00
4	L1	AR1016 (2)	625.726	602.902	E3	3.6	0#	0.00
5	L1	AR1016 (3)	379.079	376.738	E3	0.6	0#	0.00
6	L1	AR1016 (4)	238.873	222.979	E3	6.7	0#	0.00
7	L1	AR1016 (5)	297.773	285.219	E3	4.2	0#	0.00
31	L7	AR1260	723.247	659.076	E3	8.9	0#	-0.01
32	L7	AR1260 (2)	1.338	1.259	E6	5.9	0#	-0.01
33	L7	AR1260 (3)	1.043	1.018	E6	2.4	0#	0.00
34	L7	AR1260 (4)	1.660	1.546	E6	6.9	0#	0.00
35	L7	AR1260 (5)	756.756	759.192	E3	-0.3	0#	0.00
		Signal #2						
1	S	Tetrachloro-m-xylene	23.259	23.750	E6	-2.1	0#	0.00
2	S	Decachlorobiphenyl	28.909	25.868	E6	10.5	0#	0.00
3	L1	AR1016	1.160	1.078	E6	7.1	0#	0.00
4	L1	AR1016 (2)	960.037	892.579	E3	7.0	0#	0.00
5	L1	AR1016 (3)	558.518	551.744	E3	1.2	0#	0.00
6	L1	AR1016 (4)	715.065	664.703	E3	7.0	0#	0.00
7	L1	AR1016 (5)	679.519	660.017	E3	2.9	0#	0.00
31	L7	AR1260	1.840	1.644	E6	10.7	0#	0.00
32	L7	AR1260 (2)	2.363	2.231	E6	5.6	0#	0.00
33	L7	AR1260 (3)	1.554	1.378	E6	11.3	0#	0.00
34	L7	AR1260 (4)	3.189	3.549	E6	-11.3	0#	0.00
35	L7	AR1260 (5)	2.254	2.179	E6	3.3	0#	0.00

Evaluate Continuing Calibration Report

Data File : I:\GCDATA\U\102708\U0316946.D\ECD1A.CH Vial: 1
Acq On : 10-27-08 13:41:40 Operator: AA
Sample : AR1660-3 Inst : Instrumen
Misc : 8082 STD Multiplr: 1.00
IntFile : autoint1.e

Data File : I:\GCDATA\U\102708\U0316946.D\ECD2B.CH Vial: 1
Acq On : 10-27-08 13:41:41 Operator: AA
Sample : AR1660-3 Inst : Instrumen
Misc : 8082 STD Multiplr: 1.00
IntFile : autoint2.e

Method : H:\GCDATA\METHODS\U_ICAL\080408AU.M (Chemstation Integrator)
Title : 8082_PCB_Method / 608_PCB
Last Update : Tue Aug 05 11:57:42 2008
Response via : Multiple Level Calibration

Min. RRF : 0.000 Min. Rel. Area : 50% Max. R.T. Dev 0.50min
Max. RRF Dev : 15% Max. Rel. Area : 150%

		Compound	AvgRF	CCRF		%Dev	Area%	Dev(min)
1	S	Tetrachloro-m-xylene	10.687	10.908	E6	-2.1	0#	0.08
2	S	Decachlorobiphenyl	14.207	15.335	E6	-7.9	0#	0.00
3	L1	AR1016	448.402	463.880	E3	-3.5	0#	0.04
4	L1	AR1016 (2)	625.726	698.996	E3	-11.7	0#	0.02
5	L1	AR1016 (3)	379.079	391.655	E3	-3.3	0#	0.02
6	L1	AR1016 (4)	238.873	234.503	E3	1.8	0#	0.01
7	L1	AR1016 (5)	297.773	308.037	E3	-3.4	0#	0.00
31	L7	AR1260	723.247	717.317	E3	0.8	0#	0.00
32	L7	AR1260 (2)	1.338	1.386	E6	-3.6	0#	0.00
33	L7	AR1260 (3)	1.043	1.071	E6	-2.7	0#	0.00
34	L7	AR1260 (4)	1.660	1.757	E6	-5.8	0#	0.00
35	L7	AR1260 (5)	756.756	808.156	E3	-6.8	0#	0.00
		Signal #2						
1	S	Tetrachloro-m-xylene	23.259	23.323	E6	-0.3	0#	0.05
2	S	Decachlorobiphenyl	28.909	28.719	E6	0.7	0#	0.00
3	L1	AR1016	1.160	1.123	E6	3.2	0#	0.01
4	L1	AR1016 (2)	960.037	848.561	E3	11.6	0#	0.00
5	L1	AR1016 (3)	558.518	528.420	E3	5.4	0#	0.00
6	L1	AR1016 (4)	715.065	673.258	E3	5.8	0#	0.00
7	L1	AR1016 (5)	679.519	681.234	E3	-0.3	0#	0.00
31	L7	AR1260	1.840	1.653	E6	10.2	0#	-0.01
32	L7	AR1260 (2)	2.363	2.223	E6	5.9	0#	-0.01
33	L7	AR1260 (3)	1.554	1.461	E6	6.0	0#	0.00
34	L7	AR1260 (4)	3.189	3.708	E6	-16.3#	0#	0.00
35	L7	AR1260 (5)	2.254	2.316	E6	-2.8	0#	0.00

Evaluate Continuing Calibration Report

Signal #1 : I:\GCDATA\U\102708\U0316947.D\ECD1A.CH Vial: 2
Signal #2 : I:\GCDATA\U\102708\U0316947.D\ECD2B.CH
Acq On : 10-27-08 14:13:39 Operator: AA
Sample : AR2154-3 Inst : Instrumen
Misc : 8082 STD Multiplr: 1.00
IntFile Signal #1: autoint1.e IntFile Signal #2: autoint2.e

Method : H:\GCDATA\METHODS\U_ICAL\080408AU.M (Chemstation Integrator)
Title : 8082_PCB_Method / 608_PCB
Last Update : Tue Aug 05 11:57:42 2008
Response via : Multiple Level Calibration

Min. RRF : 0.000 Min. Rel. Area : 50% Max. R.T. Dev : 0.50min
Max. RRF Dev : 15% Max. Rel. Area : 150%

		Compound	AvgRF	CCRF		%Dev	Area%	Dev(min)
1	S	Tetrachloro-m-xylene	10.687	10.455	E6	2.2	0#	-0.01
2	S	Decachlorobiphenyl	14.207	14.118	E6	0.6	0#	0.00
8	L2	AR1221	123.802	114.117	E3	7.8	0#	0.03
9	L2	AR1221 (2)	53.449	55.714	E3	-4.2	0#	0.03
10	L2	AR1221 (3)	316.695	327.349	E3	-3.4	0#	0.02
26	L6	AR1254	480.453	460.859	E3	4.1	0#	-0.01
27	L6	AR1254 (2)	754.097	733.497	E3	2.7	0#	-0.01
28	L6	AR1254 (3)	733.294	707.816	E3	3.5	0#	-0.01
29	L6	AR1254 (4)	807.148	764.010	E3	5.3	0#	-0.02
30	L6	AR1254 (5)	344.366	334.475	E3	2.9	0#	-0.02
		Signal #2						
1	S	Tetrachloro-m-xylene	23.259	21.731	E6	6.6	0#	0.06
2	S	Decachlorobiphenyl	28.909	26.767	E6	7.4	0#	0.00
8	L2	AR1221	298.384	289.098	E3	3.1	0#	0.03
9	L2	AR1221 (2)	210.593	193.800	E3	8.0	0#	0.01
10	L2	AR1221 (3)	822.230	749.291	E3	8.9	0#	0.01
26	L6	AR1254	1.096	1.112	E6	-1.5	0#	-0.01
27	L6	AR1254 (2)	1.249	1.227	E6	1.8	0#	-0.01
28	L6	AR1254 (3)	1.922	1.942	E6	-1.0	0#	-0.01
29	L6	AR1254 (4)	1.745	1.757	E6	-0.7	0#	-0.01
30	L6	AR1254 (5)	1.846	1.906	E6	-3.3	0#	-0.01

Evaluate Continuing Calibration Report

Signal #1 : I:\GCDATA\U\102708\U0316958.D\ECD1A.CH Vial: 13
Signal #2 : I:\GCDATA\U\102708\U0316958.D\ECD2B.CH
Acq On : 10-27-08 20:20:46 Operator: AA
Sample : AR1660-3 Inst : Instrumen
Misc : 8082 STD Multiplr: 1.00
IntFile Signal #1: autoint1.e IntFile Signal #2: autoint2.e

Method : H:\GCDATA\METHODS\U_ICAL\080408AU.M (Chemstation Integrator)
Title : 8082_PCB_Method / 608_PCB
Last Update : Tue Aug 05 11:57:42 2008
Response via : Multiple Level Calibration

Min. RRF : 0.000 Min. Rel. Area : 50% Max. R.T. Dev 0.50min
Max. RRF Dev : 15% Max. Rel. Area : 150%

		Compound	AvgRF	CCRF		%Dev	Area%	Dev(min)
1	S	Tetrachloro-m-xylene	10.687	12.050	E6	-12.8	0#	0.00
2	S	Decachlorobiphenyl	14.207	13.575	E6	4.4	0#	0.00
3	L1	AR1016	448.402	463.500	E3	-3.4	0#	0.00
4	L1	AR1016 (2)	625.726	633.317	E3	-1.2	0#	-0.01
5	L1	AR1016 (3)	379.079	389.554	E3	-2.8	0#	0.00
6	L1	AR1016 (4)	238.873	226.972	E3	5.0	0#	0.00
7	L1	AR1016 (5)	297.773	303.686	E3	-2.0	0#	0.00
31	L7	AR1260	723.247	717.734	E3	0.8	0#	0.00
32	L7	AR1260 (2)	1.338	1.343	E6	-0.4	0#	-0.01
33	L7	AR1260 (3)	1.043	1.033	E6	1.0	0#	0.00
34	L7	AR1260 (4)	1.660	1.667	E6	-0.4	0#	0.00
35	L7	AR1260 (5)	756.756	767.658	E3	-1.4	0#	0.00
		Signal #2						
1	S	Tetrachloro-m-xylene	23.259	24.866	E6	-6.9	0#	0.00
2	S	Decachlorobiphenyl	28.909	28.011	E6	3.1	0#	0.00
3	L1	AR1016	1.160	1.122	E6	3.3	0#	0.00
4	L1	AR1016 (2)	960.037	908.224	E3	5.4	0#	0.00
5	L1	AR1016 (3)	558.518	539.292	E3	3.4	0#	0.00
6	L1	AR1016 (4)	715.065	704.886	E3	1.4	0#	0.00
7	L1	AR1016 (5)	679.519	690.305	E3	-1.6	0#	0.00
31	L7	AR1260	1.840	1.789	E6	2.8	0#	0.00
32	L7	AR1260 (2)	2.363	2.361	E6	0.1	0#	0.00
33	L7	AR1260 (3)	1.554	1.455	E6	6.4	0#	0.00
34	L7	AR1260 (4)	3.189	3.776	E6	-18.4#	0#	0.00
35	L7	AR1260 (5)	2.254	2.393	E6	-6.2	0#	0.00

Evaluate Continuing Calibration Report

Signal #1 : I:\GCDATA\U\102708\U0316959.D\ECD1A.CH Vial: 14
Signal #2 : I:\GCDATA\U\102708\U0316959.D\ECD2B.CH
Acq On : 10-27-08 20:52:47 Operator: AA
Sample : AR2154-3 Inst : Instrumen
Misc : 8082 STD Multiplr: 1.00
IntFile Signal #1: autoint1.e IntFile Signal #2: autoint2.e

Method : H:\GCDATA\METHODS\U_ICAL\080408AU.M (Chemstation Integrator)
Title : 8082_PCB_Method / 608_PCB
Last Update : Tue Aug 05 11:57:42 2008
Response via : Multiple Level Calibration

Min. RRF : 0.000 Min. Rel. Area : 50% Max. R.T. Dev 0.50min
Max. RRF Dev : 15% Max. Rel. Area : 150%

		Compound	AvgRF	CCRF	%Dev	Area%	Dev(min)
1	S	Tetrachloro-m-xylene	10.687	10.935 E6	-2.3	0#	-0.01
2	S	Decachlorobiphenyl	14.207	11.671 E6	17.9#	0#	0.00
8	L2	AR1221	123.802	126.429 E3	-2.1	0#	-0.02
9	L2	AR1221 (2)	53.449	56.887 E3	-6.4	0#	-0.03
10	L2	AR1221 (3)	316.695	304.234 E3	3.9	0#	-0.03
26	L6	AR1254	480.453	442.109 E3	8.0	0#	-0.02
27	L6	AR1254 (2)	754.097	723.187 E3	4.1	0#	-0.02
28	L6	AR1254 (3)	733.294	683.792 E3	6.8	0#	-0.02
29	L6	AR1254 (4)	807.148	737.913 E3	8.6	0#	-0.02
30	L6	AR1254 (5)	344.366	324.706 E3	5.7	0#	-0.02
		Signal #2					
1	S	Tetrachloro-m-xylene	23.259	22.999 E6	1.1	0#	0.00
2	S	Decachlorobiphenyl	28.909	23.717 E6	18.0#	0#	0.00
8	L2	AR1221	298.384	291.854 E3	2.2	0#	-0.02
9	L2	AR1221 (2)	210.593	194.002 E3	7.9	0#	-0.02
10	L2	AR1221 (3)	822.230	758.526 E3	7.7	0#	-0.03
26	L6	AR1254	1.096	1.051 E6	4.1	0#	-0.01
27	L6	AR1254 (2)	1.249	1.195 E6	4.3	0#	-0.01
28	L6	AR1254 (3)	1.922	1.734 E6	9.8	0#	-0.01
29	L6	AR1254 (4)	1.745	1.745 E6	0.0	0#	-0.02
30	L6	AR1254 (5)	1.846	1.812 E6	1.8	0#	-0.02

Evaluate Continuing Calibration Report

Signal #1 : I:\GCDATA\U\102808\U0316980.D\ECD1A.CH Vial: 1
Signal #2 : I:\GCDATA\U\102808\U0316980.D\ECD2B.CH
Acq On : 10-28-08 13:35:58 Operator: AA
Sample : AR1660-3 Inst : Instrumen
Misc : 8082 STD Multiplr: 1.00
IntFile Signal #1: autoint1.e IntFile Signal #2: autoint2.e

Method : H:\GCDATA\METHODS\U_ICAL\080408AU.M (Chemstation Integrator)
Title : 8082_PCB_Method / 608_PCB
Last Update : Wed Oct 29 12:14:54 2008
Response via : Multiple Level Calibration

Min. RRF : 0.000 Min. Rel. Area : 50% Max. R.T. Dev 0.50min
Max. RRF Dev : 15% Max. Rel. Area : 150%

		Compound	AvgRF	CCRF	%Dev	Area%	Dev(min)
1	S	Tetrachloro-m-xylene	10.687	10.497 E6	1.8	0#	0.00
2	S	Decachlorobiphenyl	14.207	11.782 E6	17.1#	0#	0.00
3	L1	AR1016	448.402	403.387 E3	10.0	0#	0.00
4	L1	AR1016 (2)	625.726	561.745 E3	10.2	0#	0.00
5	L1	AR1016 (3)	379.079	345.436 E3	8.9	0#	0.00
6	L1	AR1016 (4)	238.873	213.996 E3	10.4	0#	0.00
7	L1	AR1016 (5)	297.773	277.760 E3	6.7	0#	0.00
31	L7	AR1260	723.247	656.362 E3	9.2	0#	0.00
32	L7	AR1260 (2)	1.338	1.201 E6	10.2	0#	0.00
33	L7	AR1260 (3)	1.043	0.929 E6	10.9	0#	0.00
34	L7	AR1260 (4)	1.660	1.448 E6	12.8	0#	0.00
35	L7	AR1260 (5)	756.756	659.237 E3	12.9	0#	0.00
		Signal #2					
1	S	Tetrachloro-m-xylene	23.259	22.799 E6	2.0	0#	-0.01
2	S	Decachlorobiphenyl	28.909	24.485 E6	15.3#	0#	0.00
3	L1	AR1016	1.160	1.048 E6	9.7	0#	-0.01
4	L1	AR1016 (2)	960.037	832.623 E3	13.3	0#	-0.01
5	L1	AR1016 (3)	558.518	511.934 E3	8.3	0#	0.00
6	L1	AR1016 (4)	715.065	637.984 E3	10.8	0#	-0.01
7	L1	AR1016 (5)	679.519	604.901 E3	11.0	0#	0.00
31	L7	AR1260	1.840	1.618 E6	12.1	0#	0.00
32	L7	AR1260 (2)	2.363	2.132 E6	9.8	0#	0.00
33	L7	AR1260 (3)	1.554	1.299 E6	16.4#	0#	0.00
34	L7	AR1260 (4)	3.189	3.315 E6	-4.0	0#	0.00
35	L7	AR1260 (5)	2.254	2.060 E6	8.6	0#	0.00

Evaluate Continuing Calibration Report

Signal #1 : I:\GCDATA\U\102808\U0316993.D\ECD1A.CH Vial: 13
Signal #2 : I:\GCDATA\U\102808\U0316993.D\ECD2B.CH
Acq On : 10-28-08 20:41:03 Operator: AA
Sample : AR1660-3 Inst : Instrumen
Misc : 8082 STD Multiplr: 1.00
IntFile Signal #1: autoint1.e IntFile Signal #2: autoint2.e

Method : H:\GCDATA\METHODS\U_ICAL\080408AU.M (Chemstation Integrator)
Title : 8082_PCB_Method / 608_PCB
Last Update : Wed Oct 29 12:14:54 2008
Response via : Multiple Level Calibration

Min. RRF : 0.000 Min. Rel. Area : 50% Max. R.T. Dev 0.50min
Max. RRF Dev : 15% Max. Rel. Area : 150%

		Compound	AvgRF	CCRF		%Dev	Area%	Dev(min)
1	S	Tetrachloro-m-xylene	10.687	9.945	E6	6.9	0#	0.07
2	S	Decachlorobiphenyl	14.207	14.056	E6	1.1	0#	0.00
3	L1	AR1016	448.402	410.347	E3	8.5	0#	0.03
4	L1	AR1016 (2)	625.726	570.481	E3	8.8	0#	0.01
5	L1	AR1016 (3)	379.079	350.238	E3	7.6	0#	0.01
6	L1	AR1016 (4)	238.873	231.985	E3	2.9	0#	0.00
7	L1	AR1016 (5)	297.773	276.924	E3	7.0	0#	0.00
31	L7	AR1260	723.247	658.636	E3	8.9	0#	0.00
32	L7	AR1260 (2)	1.338	1.244	E6	7.0	0#	0.00
33	L7	AR1260 (3)	1.043	0.948	E6	9.1	0#	0.00
34	L7	AR1260 (4)	1.660	1.618	E6	2.5	0#	0.00
35	L7	AR1260 (5)	756.756	755.701	E3	0.1	0#	0.00
		Signal #2						
1	S	Tetrachloro-m-xylene	23.259	22.141	E6	4.8	0#	0.07
2	S	Decachlorobiphenyl	28.909	29.649	E6	-2.6	0#	0.00
3	L1	AR1016	1.160	1.048	E6	9.7	0#	0.03
4	L1	AR1016 (2)	960.037	848.187	E3	11.7	0#	0.00
5	L1	AR1016 (3)	558.518	512.523	E3	8.2	0#	0.00
6	L1	AR1016 (4)	715.065	640.257	E3	10.5	0#	0.00
7	L1	AR1016 (5)	679.519	608.857	E3	10.4	0#	0.00
31	L7	AR1260	1.840	1.636	E6	11.1	0#	0.00
32	L7	AR1260 (2)	2.363	2.153	E6	8.9	0#	0.00
33	L7	AR1260 (3)	1.554	1.401	E6	9.8	0#	0.00
34	L7	AR1260 (4)	3.189	3.439	E6	-7.8	0#	0.00
35	L7	AR1260 (5)	2.254	2.209	E6	2.0	0#	0.00

Evaluate Continuing Calibration Report

Signal #1 : H:\GCDATA\U\103008\U0317043.D\ECD1A.CH Vial: 37
Signal #2 : H:\GCDATA\U\103008\U0317043.D\ECD2B.CH
Acq On : 10-30-08 05:46:47 Operator: AA
Sample : AR1660-3 Inst : Instrumen
Misc : 8082 STD Multiplr: 1.00
IntFile Signal #1: autoint1.e IntFile Signal #2: autoint2.e

Method : H:\GCDATA\METHODS\U_ICAL\080408AU.M (Chemstation Integrator)
Title : 8082_PCB_Method / 608_PCB
Last Update : Wed Oct 29 12:14:54 2008
Response via : Multiple Level Calibration

Min. RRF : 0.000 Min. Rel. Area : 50% Max. R.T. Dev 0.50min
Max. RRF Dev : 15% Max. Rel. Area : 150%

		Compound	AvgRF	CCRF		%Dev	Area%	Dev(min)
1	S	Tetrachloro-m-xylene	10.687	10.321	E6	3.4	0#	0.07
2	S	Decachlorobiphenyl	14.207	13.757	E6	3.2	0#	-0.01
3	L1	AR1016	448.402	421.195	E3	6.1	0#	0.03
4	L1	AR1016 (2)	625.726	518.349	E3	17.2#	0#	0.01
5	L1	AR1016 (3)	379.079	369.739	E3	2.5	0#	0.01
6	L1	AR1016 (4)	238.873	226.095	E3	5.3	0#	0.00
7	L1	AR1016 (5)	297.773	281.295	E3	5.5	0#	0.00
31	L7	AR1260	723.247	647.453	E3	10.5	0#	0.00
32	L7	AR1260 (2)	1.338	1.241	E6	7.2	0#	0.00
33	L7	AR1260 (3)	1.043	0.964	E6	7.6	0#	0.00
34	L7	AR1260 (4)	1.660	1.539	E6	7.3	0#	0.00
35	L7	AR1260 (5)	756.756	719.452	E3	4.9	0#	0.00
		Signal #2						
1	S	Tetrachloro-m-xylene	23.259	21.777	E6	6.4	0#	0.07
2	S	Decachlorobiphenyl	28.909	27.896	E6	3.5	0#	0.00
3	L1	AR1016	1.160	1.024	E6	11.7	0#	0.03
4	L1	AR1016 (2)	960.037	812.484	E3	15.4#	0#	0.00
5	L1	AR1016 (3)	558.518	502.728	E3	10.0	0#	0.00
6	L1	AR1016 (4)	715.065	625.966	E3	12.5	0#	0.00
7	L1	AR1016 (5)	679.519	592.394	E3	12.8	0#	0.00
31	L7	AR1260	1.840	1.532	E6	16.7#	0#	0.00
32	L7	AR1260 (2)	2.363	2.084	E6	11.8	0#	0.00
33	L7	AR1260 (3)	1.554	1.351	E6	13.1	0#	0.00
34	L7	AR1260 (4)	3.189	3.429	E6	-7.5	0#	0.00
35	L7	AR1260 (5)	2.254	2.096	E6	7.0	0#	0.00

Evaluate Continuing Calibration Report

Signal #1 : I:\GCDATA\U\103008\U0317056.D\ECD1A.CH Vial: 9
Signal #2 : I:\GCDATA\U\103008\U0317056.D\ECD2B.CH
Acq On : 10-30-08 16:20:14 Operator: AA
Sample : AR1660-3 Inst : Instrumen
Misc : 8082 STD Multiplr: 1.00
IntFile Signal #1: autoint1.e IntFile Signal #2: autoint2.e

Method : H:\GCDATA\METHODS\U_ICAL\080408AU.M (Chemstation Integrator)
Title : 8082_PCB_Method / 608_PCB
Last Update : Wed Oct 29 12:14:54 2008
Response via : Multiple Level Calibration

Min. RRF : 0.000 Min. Rel. Area : 50% Max. R.T. Dev 0.50min
Max. RRF Dev : 15% Max. Rel. Area : 150%

		Compound	AvgRF	CCRF		%Dev	Area%	Dev(min)
1	S	Tetrachloro-m-xylene	10.687	10.225	E6	4.3	0#	0.00
2	S	Decachlorobiphenyl	14.207	12.347	E6	13.1	0#	-0.01
3	L1	AR1016	448.402	405.175	E3	9.6	0#	0.02
4	L1	AR1016 (2)	625.726	515.437	E3	17.6#	0#	0.00
5	L1	AR1016 (3)	379.079	347.995	E3	8.2	0#	0.00
6	L1	AR1016 (4)	238.873	208.676	E3	12.6	0#	0.00
7	L1	AR1016 (5)	297.773	256.719	E3	13.8	0#	0.00
31	L7	AR1260	723.247	588.779	E3	18.6#	0#	0.00
32	L7	AR1260 (2)	1.338	1.130	E6	15.5#	0#	0.00
33	L7	AR1260 (3)	1.043	0.877	E6	15.9#	0#	0.00
34	L7	AR1260 (4)	1.660	1.401	E6	15.6#	0#	0.00
35	L7	AR1260 (5)	756.756	691.031	E3	8.7	0#	0.00
		Signal #2						
1	S	Tetrachloro-m-xylene	23.259	21.050	E6	9.5	0#	0.00
2	S	Decachlorobiphenyl	28.909	25.945	E6	10.3	0#	0.00
3	L1	AR1016	1.160	0.990	E6	14.7	0#	0.00
4	L1	AR1016 (2)	960.037	758.172	E3	21.0#	0#	0.00
5	L1	AR1016 (3)	558.518	480.623	E3	13.9	0#	0.00
6	L1	AR1016 (4)	715.065	588.097	E3	17.8#	0#	0.00
7	L1	AR1016 (5)	679.519	568.177	E3	16.4#	0#	0.00
31	L7	AR1260	1.840	1.461	E6	20.6#	0#	-0.01
32	L7	AR1260 (2)	2.363	1.971	E6	16.6#	0#	-0.01
33	L7	AR1260 (3)	1.554	1.208	E6	22.3#	0#	0.00
34	L7	AR1260 (4)	3.189	3.111	E6	2.4	0#	0.00
35	L7	AR1260 (5)	2.254	1.949	E6	13.5	0#	0.00

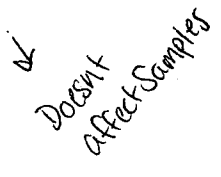

(#) = Out of Range SPCC's out = 0 CCC's out = 0
U0317056.D 080408AU.M Fri Oct 31 10:50:10 2008 1

Tetra Tech NUS **INTERNAL CORRESPONDENCE**

TO:	**M. MARTIN**	**DATE:**	**MAY 1st, 2009**
FROM:	**MEGAN CARSON**	**COPIES:**	**DV FILE**
SUBJECT:	**ORGANIC DATA VALIDATION- PCB LOCKHEED MIDDLE RIVER SDG 810141**		
SAMPLES:	8/Soil/		

SB-563-2	SB-563-4	SB-563-SS0-0.5	SB-563-SS0-0.5-1
SB-568-2	SB-568-4	SB-568-SS0-0.5	SB-568-SS0-0.5-1

Overview

The sample set for Lockheed Middle River, SDG 810141 consists of eight (8) soil samples. The samples were analyzed for polychlorinated biphenyls (PCB). One field duplicate pair was included in this SDG: SB-568-4/SB-DUP-3(SDG 810137).

The samples were collected by GPL Laboratories, LLLP on October 21st , 2008 and analyzed by GPL Laboratories, LLLP. All analyses were conducted in accordance with SW-846 Method 8082 analytical and reporting protocols.

The data contained in this SDG were validated with regard to the following parameters: data completeness, holding times, initial/continuing calibrations, laboratory method blank results, surrogate spike recoveries, blank spike results, matrix spike / matrix spike duplicate results, chromatographic resolution, compound identification, compound quantitation, and detection limits. Areas of concern are listed below.

Major

- None.

Minor

- The continuing calibration performed on instrument HP5890#L on 10/28/08 at 08:21 had a percent difference greater than 15% on column 1 for Aroclor 1260. Sample SB-568-SS0-0.5 was the only sample affected. Positive results were qualified as estimated (J).

Notes

- Sample SB-568-4 had a high percent recovery for surrogate decachlorobiphenyl on one column. No validation action was warranted because poor recoveries were caused by sample dilutions.
- Sample SB-568-SS0-0.5 had zero percent recovery for all surrogates on both columns. No validation action was warranted because only one surrogate was out of compliance.

- Sample SB-568-SS0-0.5-1 had zero percent recovery for all surrogates on both columns. No validation action was warranted because poor recoveries were caused by sample dilutions.

- Field Duplicate imprecision (relative percent difference-RPD was >50%) was noted for Aroclor 1260 in the sample pair SB-568-4/SB-DUP-3.Positive results for Aroclor 1260 were qualified as estimated (J).

- The following samples were analyzed at dilutions to bring Aroclor-1260 within linear calibration range:

Sample	Dilution Factor
SB-568-SS0-0.5	500X
SB-568-SS0-0.5-1	50X

Executive Summary

Laboratory Performance: One continuing calibration non-compliance was noted.

Other Factors Affecting Data Quality: None.

The data for these analyses were reviewed with reference to Region III modifications to U.S. EPA National Functional Guidelines for Organic Data Validation (Sept. 1994). The text of this report has been formulated to address only those problem areas affecting data quality.

Megan Carson

Tetra Tech NUS
Megan Carson
Chemist/Data Validator

Edward Sedlmayer for

Tetra Tech NUS
Joseph A. Samchuck
Quality Assurance Officer

Attachments:
Appendix A – Qualified Analytical Results
Appendix B – Results as Reported by the Laboratory
Appendix C – Support Documentation

Appendix A

Qualified Analytical Results

PROJ_NO: 02135	NSAMPLE	SB-563-2			SB-563-4			SB-563-SS0.5-1			SB-563-SS0-0.5		
SDG: 810141	LAB_ID	810141-003			810141-004			810141-002			810141-001		
FRACTION: PEST/PCB	SAMP_DATE	10/21/2008			10/21/2008			10/21/2008			10/21/2008		
MEDIA: SOIL	QC_TYPE	NM			NM			NM			NM		
	UNITS	UG/KG			UG/KG			UG/KG			UG/KG		
	PCT_SOLIDS	86.4			84.4			90.8			88.5		
	DUP_OF												
PARAMETER		RESULT	VQL	QLCD	RESULT	VQL	QLCD	RESULT	VQL	QLCD	RESULT	VQL	QLCD
AROCLOR-1016		19	U		20	U		18	U		19	U	
AROCLOR-1221		19	U		20	U		18	U		19	U	
AROCLOR-1232		19	U		20	U		18	U		19	U	
AROCLOR-1242		19	U		20	U		18	U		19	U	
AROCLOR-1248		19	U		20	U		18	U		19	U	
AROCLOR-1254		19	U		20	U		18	U		19	U	
AROCLOR-1260		19	U		20	U		18	U		40		

PROJ_NO: 02135	NSAMPLE	SB-568-2			SB-568-4			SB-568-SS0.5-1			SB-568-SS0-0.5		
SDG: 810141	LAB_ID	810141-009			810141-010			810141-008			810141-007		
FRACTION: PEST/PCB	SAMP_DATE	10/21/2008			10/21/2008			10/21/2008			10/21/2008		
MEDIA: SOIL	QC_TYPE	NM			NM			NM			NM		
	UNITS	UG/KG			UG/KG			UG/KG			UG/KG		
	PCT_SOLIDS	90.8			87.6			92.0			93.1		
	DUP_OF												
PARAMETER		RESULT	VQL	QLCD	RESULT	VQL	QLCD	RESULT	VQL	QLCD	RESULT	VQL	QLCD
AROCLOR-1016		18	U		19	U		910	U		9000	U	
AROCLOR-1221		18	U		19	U		910	U		9000	U	
AROCLOR-1232		18	U		19	U		910	U		9000	U	
AROCLOR-1242		18	U		19	U		910	U		9000	U	
AROCLOR-1248		18	U		19	U		910	U		9000	U	
AROCLOR-1254		18	U		19	U		910	U		9000	U	
AROCLOR-1260		18	U		89	J	G	11000			81000	J	C

Appendix B

Results as Reported by the Laboratory

GPL Laboratories

GPL
FORM I
ANALYSIS DATA SHEET

SAMPLE NO
SB-563-550-0.5

Lab Name :	GPL Laboratories	Client. :	Tetra Tech NUS
Lab Code :	GPL	SAS NO. :	
Case No. :		SDG NO :	810141
Matrix : (Soil / Water)	SOIL	Lab Sample ID :	810141-001-001-1/1
Sample Volume :	29.99	Lab File ID :	U0316908.D
% Moisture:	11.47	Date Received	10/22/2008
Extraction:	SW3550	Date Extracted:	10/23/2008
Extract Volume:	10 mL	Date Analyzed	10/24/2008
Injection Volume :	1 µL	Dilution Factor :	1
GPC Clean up (Y/N):		pH:	

Concentration Units (ug/L or ug/kg dry weight) : ug/kg

CAS NO	COMPOUND		Q
12674-11-2	PCB-1016	19	U
11104-28-2	PCB-1221	19	U
11141-16-5	PCB-1232	19	U
53469-21-9	PCB-1242	19	U
12672-29-6	PCB-1248	19	U
11097-69-1	PCB-1254	19	U
11096-82-5	PCB-1260	40	

GPL Laboratories

GPL
FORM 1
ANALYSIS DATA SHEET

SAMPLE NO
SB-563-550-0.5-1

Lab Name :	GPL Laboratories	Client. :	Tetra Tech NUS
Lab Code :	GPL	SAS NO. :	
Case No. :		SDG NO :	810141
Matrix : (Soil / Water)	SOIL	Lab Sample ID :	810141-002-002-1/1
Sample Volume :	30	Lab File ID :	U0316909.D
% Moisture:	9.18	Date Received	10/22/2008
Extraction:	SW3550	Date Extracted:	10/23/2008
Extract Volume:	10 mL	Date Analyzed	10/24/2008
Injection Volume :	1 µL	Dilution Factor :	1
GPC Clean up (Y/N):	pH:		

Concentration Units (ug/L or ug/kg dry weight) : ug/kg

CAS NO	COMPOUND		Q
12674-11-2	PCB-1016	18	U
11104-28-2	PCB-1221	18	U
11141-16-5	PCB-1232	18	U
53469-21-9	PCB-1242	18	U
12672-29-6	PCB-1248	18	U
11097-69-1	PCB-1254	18	U
11096-82-5	PCB-1260	18	U

GPL Laboratories

GPL
FORM I
ANALYSIS DATA SHEET

SAMPLE NO
SB-563-2

Lab Name :	GPL Laboratories	Client. :	Tetra Tech NUS
Lab Code :	GPL	SAS NO. :	
Case No. :		SDG NO :	810141
Matrix : (Soil / Water)	SOIL	Lab Sample ID :	810141-003-003-1/1
Sample Volume :	30.01	Lab File ID :	U0316910.D
% Moisture:	13.58	Date Received	10/22/2008
Extraction:	SW3550	Date Extracted:	10/23/2008
Extract Volume:	10 mL	Date Analyzed	10/24/2008
Injection Volume :	1 µL	Dilution Factor :	1
GPC Clean up (Y/N):	pH:		

Concentration Units (ug/L or ug/kg dry weight) : ug/kg

CAS NO	COMPOUND		Q
12674-11-2	PCB-1016	19	U
11104-28-2	PCB-1221	19	U
11141-16-5	PCB-1232	19	U
53469-21-9	PCB-1242	19	U
12672-29-6	PCB-1248	19	U
11097-69-1	PCB-1254	19	U
11096-82-5	PCB-1260	19	U

GPL Laboratories

GPL
FORM I
ANALYSIS DATA SHEET

SAMPLE NO
SB-563-4

Lab Name :	GPL Laboratories	Client. :	Tetra Tech NUS
Lab Code :	GPL	SAS NO. :	
Case No. :		SDG NO :	810141
Matrix : (Soil / Water)	SOIL	Lab Sample ID :	810141-004-004-1/1
Sample Volume :	30	Lab File ID :	U0316911.D
% Moisture:	15.57	Date Received	10/22/2008
Extraction:	SW3550	Date Extracted:	10/23/2008
Extract Volume:	10 mL	Date Analyzed	10/24/2008
Injection Volume :	1 µL	Dilution Factor :	1
GPC Clean up (Y/N):	pH:		

Concentration Units (ug/L or ug/kg dry weight) : ug/kg

CAS NO	COMPOUND		Q
12674-11-2	PCB-1016	20	U
11104-28-2	PCB-1221	20	U
11141-16-5	PCB-1232	20	U
53469-21-9	PCB-1242	20	U
12672-29-6	PCB-1248	20	U
11097-69-1	PCB-1254	20	U
11096-82-5	PCB-1260	20	U

GPL Laboratories

GPL
FORM 1
ANALYSIS DATA SHEET

SAMPLE NO
SB-568-550-0.5 DL

Lab Name :	GPL Laboratories	Client. :	Tetra Tech NUS
Lab Code :	GPL	SAS NO. :	
Case No. :		SDG NO :	810141
Matrix : (Soil / Water)	SOIL	Lab Sample ID :	810141-007-007-1/1
Sample Volume :	29.99	Lab File ID :	U0316974.D
% Moisture:	6.89	Date Received	10/22/2008
Extraction:	SW3550	Date Extracted:	10/23/2008
Extract Volume:	10 mL	Date Analyzed	10/28/2008
Injection Volume :	1 µL	Dilution Factor :	500
GPC Clean up (Y/N):	pH:		

Concentration Units (ug/L or ug/kg dry weight) : ug/kg

CAS NO	COMPOUND		Q
12674-11-2	PCB-1016	9000	U
11104-28-2	PCB-1221	9000	U
11141-16-5	PCB-1232	9000	U
53469-21-9	PCB-1242	9000	U
12672-29-6	PCB-1248	9000	U
11097-69-1	PCB-1254	9000	U
11096-82-5	PCB-1260	81000	

GPL Laboratories

GPL
FORM 1
ANALYSIS DATA SHEET

SAMPLE NO
SB-568-550-0.5-1 DL

Lab Name :	GPL Laboratories	Client. :	Tetra Tech NUS
Lab Code :	GPL	SAS NO. :	
Case No. :		SDG NO :	810141
Matrix : (Soil / Water)	SOIL	Lab Sample ID :	810141-008-008-1/1
Sample Volume :	30	Lab File ID :	U0316953.D
% Moisture:	7.99	Date Received	10/22/2008
Extraction:	SW3550	Date Extracted:	10/23/2008
Extract Volume:	10 mL	Date Analyzed	10/27/2008
Injection Volume :	1 µL	Dilution Factor :	50
GPC Clean up (Y/N):	pH:		

Concentration Units (ug/L or ug/kg dry weight) : ug/kg

CAS NO	COMPOUND		Q
12674-11-2	PCB-1016	910	U
11104-28-2	PCB-1221	910	U
11141-16-5	PCB-1232	910	U
53469-21-9	PCB-1242	910	U
12672-29-6	PCB-1248	910	U
11097-69-1	PCB-1254	910	U
11096-82-5	PCB-1260	11000	

GPL Laboratories

GPL
FORM 1
ANALYSIS DATA SHEET

SAMPLE NO
SB-568-2

Lab Name :	GPL Laboratories	Client. :	Tetra Tech NUS
Lab Code :	GPL	SAS NO. :	
Case No. :		SDG NO :	810141
Matrix : (Soil / Water)	SOIL	Lab Sample ID :	810141-009-009-1/1
Sample Volume :	30	Lab File ID :	U0316914.D
% Moisture:	9.19	Date Received	10/22/2008
Extraction:	SW3550	Date Extracted:	10/23/2008
Extract Volume:	10 mL	Date Analyzed	10/25/2008
Injection Volume :	1 µL	Dilution Factor :	1
GPC Clean up (Y/N):	pH:		

Concentration Units (ug/L or ug/kg dry weight) : ug/kg

CAS NO	COMPOUND		Q
12674-11-2	PCB-1016	18	U
11104-28-2	PCB-1221	18	U
11141-16-5	PCB-1232	18	U
53469-21-9	PCB-1242	18	U
12672-29-6	PCB-1248	18	U
11097-69-1	PCB-1254	18	U
11096-82-5	PCB-1260	18	U

GPL Laboratories

GPL
FORM I
ANALYSIS DATA SHEET

SAMPLE NO
SB-568-4

Lab Name :	GPL Laboratories	Client. :	Tetra Tech NUS
Lab Code :	GPL	SAS NO. :	
Case No. :		SDG NO :	810141
Matrix : (Soil / Water)	SOIL	Lab Sample ID :	810141-010-010-1/1
Sample Volume :	30	Lab File ID :	U0316915.D
% Moisture:	12.44	Date Received	10/22/2008
Extraction:	SW3550	Date Extracted:	10/23/2008
Extract Volume:	10 mL	Date Analyzed	10/25/2008
Injection Volume :	1 µL	Dilution Factor :	1
GPC Clean up (Y/N):	pH:		

Concentration Units (ug/L or ug/kg dry weight) : ug/kg

CAS NO	COMPOUND		Q
12674-11-2	PCB-1016	19	U
11104-28-2	PCB-1221	19	U
11141-16-5	PCB-1232	19	U
53469-21-9	PCB-1242	19	U
12672-29-6	PCB-1248	19	U
11097-69-1	PCB-1254	19	U
11096-82-5	PCB-1260	89	

Appendix C

Support Documentation

GPL LABORATORIES, LLLP

7210A Corporate Court
Frederick, MD 21703
(301) 694-5310
Fax (301) 620-0731

Contract #/Billing Reference: 1121C0855

2 of 2 Pgs.

Project: Block E Supplemental Soil Characterization
Client: TT NUS
Send Results To: Tony Apanavage
Address: 20251 Century Blvd. Suite 200
Germantown, MD 20874
Phone: (301) 528-3021

Sample ID#	Date Sampled	Time Sampled	Sample Matrix	Sampler's Initials	Turnaround Time: 5 Days; # of Containers: 12; Container Type: 8oz jar; Preservative Used: N/A; Type of Analysis: PCB	Lab Cooler No.	CLIENT COMMENTS
SB-563-SS0-05	10/21	1153	Soil	JP	X		
SB-563-SS05-1	10/21	1154	Soil	JP	X		
SB-563-2	10/21	1155	Soil	JP	X		
SB-563-4	10/21	1156	Soil	JP	X		
SB-563-6	10/21	1157	Soil	JP	X		Analyze if SB-563-5 is >1 ppm
SB-563-8	10/21	1158	Soil	JP	X		Analyze if SB-563-4 is >1 ppm
SB-568-SS0-05	10/21	1427	Soil	JP	X		
SB-568-SS05-1	10/21	1428	Soil	JP	X		
SB-568-2	10/21	1429	Soil	JP	X		
SB-568-4	10/21	1430	Soil	JP	X		
SB-568-6	10/21	1431	Soil	JP	X		Analyze if SB-568-4 is >1 ppm
SB-568-8	10/21	1432	Soil	JP	X		Analyze if SB-568-4 is >1 ppm

Relinquished By:	Date/Time	Received By:	Relinquished By:	Received for Laboratory By:	Date/Time

Relinquished By:	Date/Time	Received By:	Date/Time	Shipper:	Airbill No.:

Relinquished By:	Date/Time	Received By:	Lab Comments:	Temp:

G.P. W.O. _____

HOLDTIME

SDG 810141

SORT	UNITS	NSAMPLE	LAB_ID	QC_TYPE	SAMP_DATE	EXTR_DATE	ANAL_DATE	SMP_EXTR	EXTR_ANL	SMP_ANL
PCS	%	SB-563-550-0.5	810141-001	NM	10/21/2008	12/30/1899	10/25/2008	-4E+04	39746	4
PCS	%	SB-568-8	810141-012	NM	10/21/2008	12/30/1899	10/25/2008	-4E+04	39746	4
PCS	%	SB-563-4	810141-004	NM	10/21/2008	12/30/1899	10/25/2008	-4E+04	39746	4
PCS	%	SB-563-550-0.5-	810141-002	NM	10/21/2008	12/30/1899	10/25/2008	-4E+04	39746	4
PCS	%	SB-563-6	810141-005	NM	10/21/2008	12/30/1899	10/25/2008	-4E+04	39746	4
PCS	%	SB-563-8	810141-006	NM	10/21/2008	12/30/1899	10/25/2008	-4E+04	39746	4
PCS	%	SB-568-2	810141-009	NM	10/21/2008	12/30/1899	10/25/2008	-4E+04	39746	4
PCS	%	SB-568-4	810141-010	NM	10/21/2008	12/30/1899	10/25/2008	-4E+04	39746	4
PCS	%	SB-568-550-0.5	810141-007	NM	10/21/2008	12/30/1899	10/25/2008	-4E+04	39746	4
PCS	%	SB-568-550-0.5-	810141-008	NM	10/21/2008	12/30/1899	10/25/2008	-4E+04	39746	4
PCS	%	SB-568-6	810141-011	NM	10/21/2008	12/30/1899	10/25/2008	-4E+04	39746	4
PCS	%	SB-563-2	810141-003	NM	10/21/2008	12/30/1899	10/25/2008	-4E+04	39746	4
PCB	%	SB-568-550-0.5-	810141-008	NM	10/21/2008	12/30/1899	10/27/2008	-4E+04	39748	6
PCB	%	SB-563-4	810141-004	NM	10/21/2008	12/30/1899	10/24/2008	-4E+04	39745	3
PCB	%	SB-563-550-0.5	810141-001	NM	10/21/2008	12/30/1899	10/24/2008	-4E+04	39745	3

SORT	UNITS	NSAMPLE	LAB_ID	QC_TYPE	SAMP_DATE	EXTR_DATE	ANAL_DATE	SMP_EXTR	EXTR_ANL	SMP_ANL
PCB	%	SB-563-2	810141-003	NM	10/21/2008	12/30/1899	10/24/2008	-4E+04	39745	3
PCB	%	SB-563-550-0.5-	810141-002	NM	10/21/2008	12/30/1899	10/24/2008	-4E+04	39745	3
PCB	%	SB-568-2	810141-009	NM	10/21/2008	12/30/1899	10/25/2008	-4E+04	39746	4
PCB	%	SB-568-4	810141-010	NM	10/21/2008	12/30/1899	10/25/2008	-4E+04	39746	4
PCB	%	SB-568-550-0.5	810141-007	NM	10/21/2008	12/30/1899	10/28/2008	-4E+04	39749	7
PCB	UG/KG	SB-568-550-0.5	810141-007	NM	10/21/2008	12/30/1899	10/28/2008	-4E+04	39749	7
PCB	UG/KG	SB-563-2	810141-003	NM	10/21/2008	12/30/1899	10/24/2008	-4E+04	39745	3
PCB	UG/KG	SB-563-4	810141-004	NM	10/21/2008	12/30/1899	10/24/2008	-4E+04	39745	3
PCB	UG/KG	SB-563-550-0.5	810141-001	NM	10/21/2008	12/30/1899	10/24/2008	-4E+04	39745	3
PCB	UG/KG	SB-563-550-0.5-	810141-002	NM	10/21/2008	12/30/1899	10/24/2008	-4E+04	39745	3
PCB	UG/KG	SB-568-4	810141-010	NM	10/21/2008	12/30/1899	10/25/2008	-4E+04	39746	4
PCB	UG/KG	SB-568-550-0.5-	810141-008	NM	10/21/2008	12/30/1899	10/27/2008	-4E+04	39748	6
PCB	UG/KG	SB-568-2	810141-009	NM	10/21/2008	12/30/1899	10/25/2008	-4E+04	39746	4

LOCKHEED MIDDLE RIVER
SOIL DATA
810141 AND 810137

FRACTION	CHEMICAL	SB-568-4	UNITS	SB-DUP-3	RPD	D
PEST/PCB	AROCLOR-1260	89	UG/KG	43 J	69.70	46.00

Current RPD Quality Control Limit: 50 %.
Shaded cells indicate RPDs that exceed the applicable quality control limit.

LOCKHEED MIDDLE RIVER
SOIL DATA
810141 AND 810137

FRACTION	CHEMICAL	SB-568-4	UNITS	SB-DUP-3	RPD	D
MISC	PERCENT SOLIDS	88	%	87	1.14	1.00

Current RPD Quality Control Limit: 50 %.
Shaded cells indicate RPDs that exceed the applicable quality control limit.

Megan Carson Block-E LockheedMartin

SDG=81014I Sample: SB-563-SS0-0.5

%S = 88.53% FV = 10mL EV = 29.99

$$\frac{89384\ 222}{723200} = 123.59$$

$$\frac{152300000}{1338000} = 113.83$$

$$\frac{118900000}{1043000} = 113.99$$

$$\frac{158600000}{1660000} = 95.54$$

$$\frac{65592578}{756800} = 86.67$$

533.62 / 6 = 106.72

$$\frac{106.72 \times 10mL}{29.99g \times .8853\ \%S} = 40.20\ ug/kg$$

Quantitation Report

Signal #1 : I:\GCDATA\U\102408\U0316908.D\ECD1A.CH Vial: 23
Signal #2 : I:\GCDATA\U\102408\U0316908.D\ECD2B.CH
Acq On : 10-24-08 21:44:12 Operator: AA
Sample : 810141-001-001-1/1 Inst : Instrumen
Misc : SB-563-550-0.5,S Multiplr: 1.00
IntFile Signal #1: autoint1.e IntFile Signal #2: autoint2.e
Quant Time: Oct 27 14:15 2008 Quant Results File: 080408AU.RES

Quant Method : H:\GCDATA\METHODS\U_ICAL\080408AU.M (Chemstation Integrator)
Title : 8082_PCB_Method / 608_PCB
Last Update : Tue Aug 05 11:57:42 2008
Response via : Multiple Level Calibration
DataAcq Meth : PEST32UT.M

Volume Inj. : 1.0uL
Signal #1 Phase : RTx-CLP Signal #2 Phase: RTx-CLP2
Signal #1 Info : 0.32 Signal #2 Info : 0.32

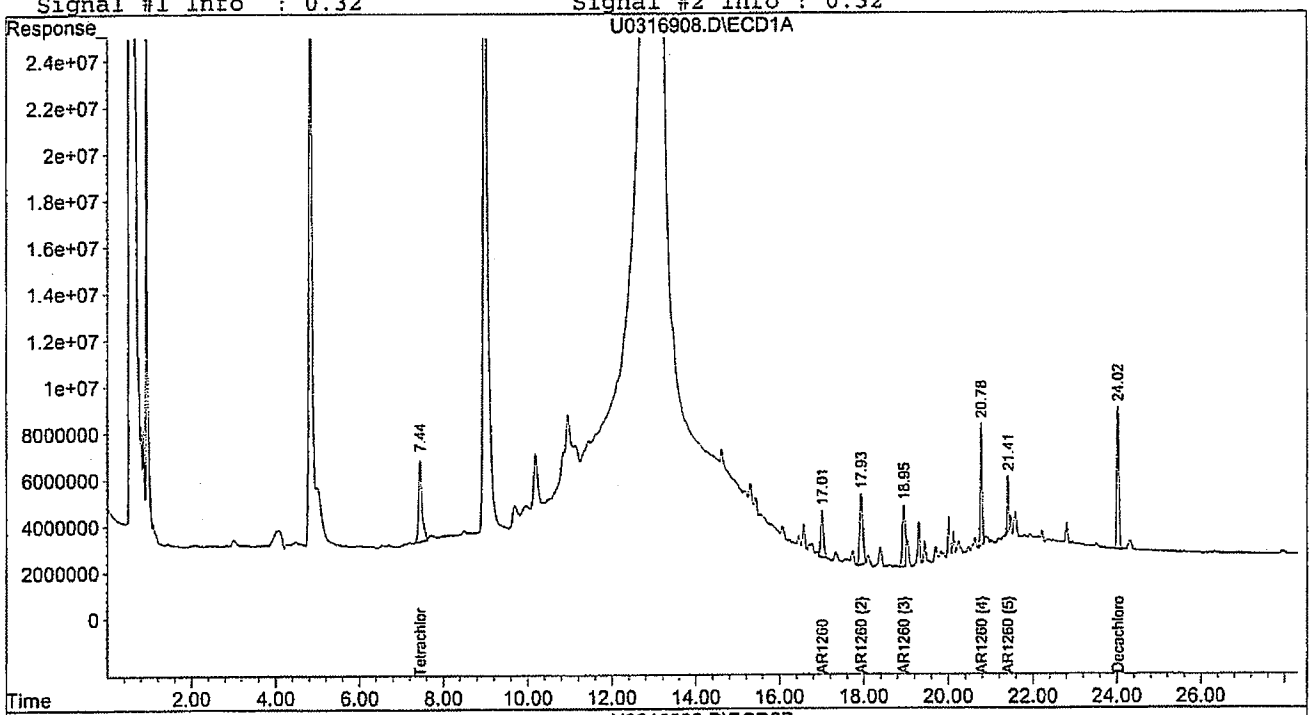

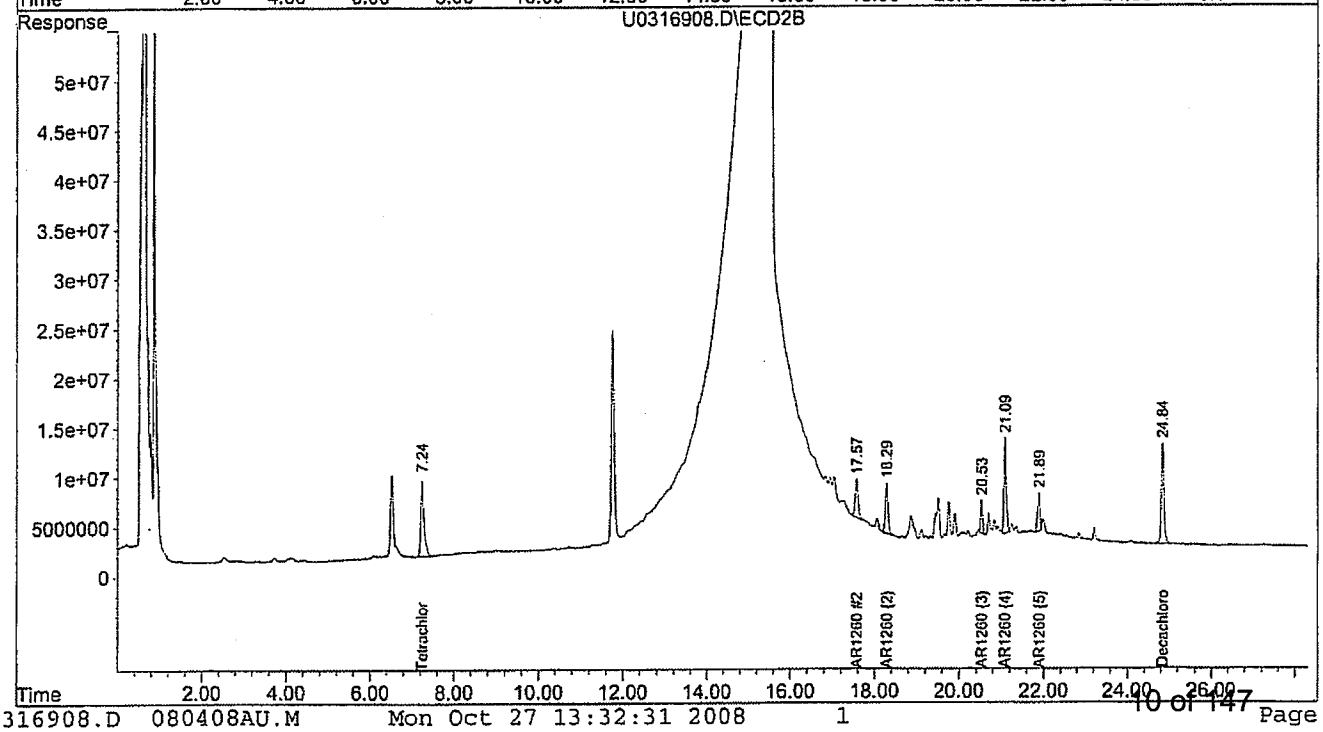

Quantitation Report

Signal #1 : I:\GCDATA\U\080408A\U0316143.D\ECD1A.CH Vial: 33
Signal #2 : I:\GCDATA\U\080408A\U0316143.D\ECD2B.CH
Acq On : 8-5-08 09:29:52 Operator: RP
Sample : AR1660-ICV Inst : Instrumen
Misc : 8082 STD Multiplr: 1.00
IntFile Signal #1: autoint1.e IntFile Signal #2: autoint2.e
Quant Time: Aug 5 12:51 2008 Quant Results File: 080408AU.RES

Quant Method : I:\GCDATA\METHODS\U_ICAL\080408AU.M (Chemstation Integrator)
Title : 8082_PCB_Method / 608_PCB
Last Update : Tue Aug 05 11:57:42 2008
Response via : Multiple Level Calibration
DataAcq Meth : PEST32UT.M

Volume Inj. : 1.0uL
Signal #1 Phase : RTx-CLP Signal #2 Phase: RTx-CLP2
Signal #1 Info : 0.32 Signal #2 Info : 0.32

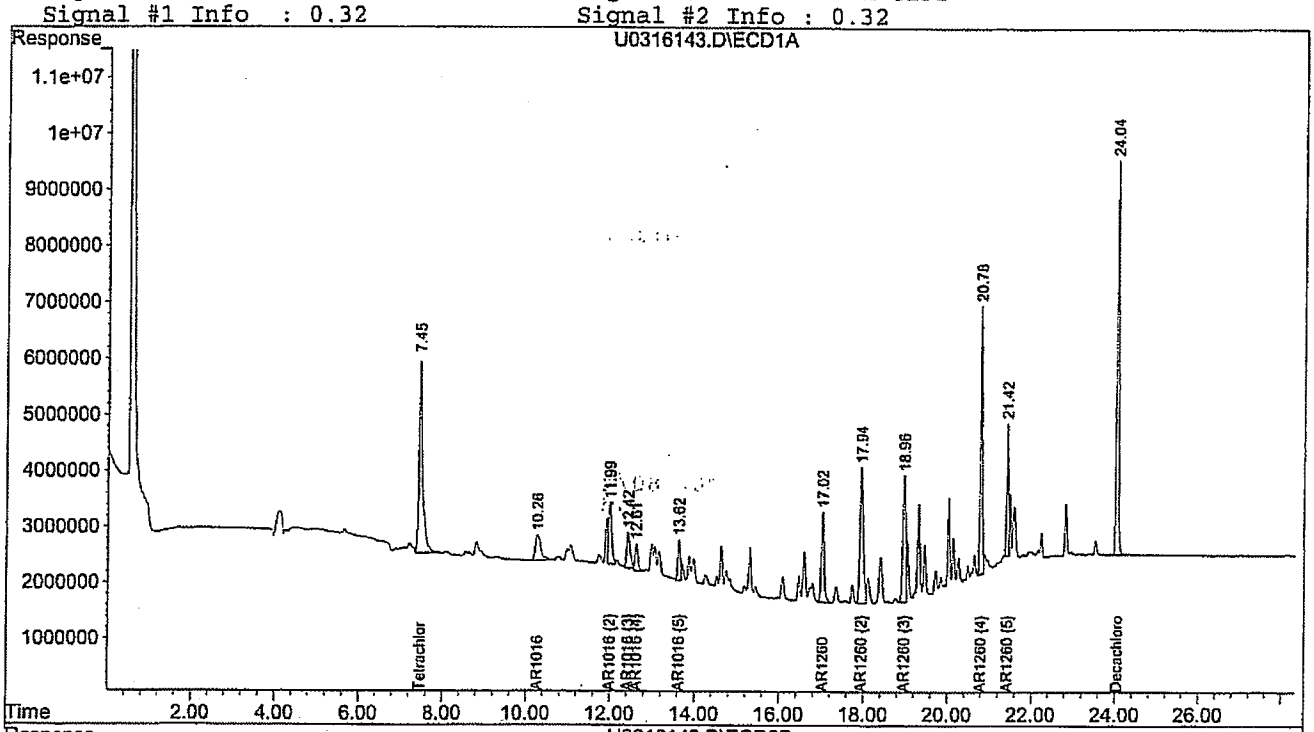

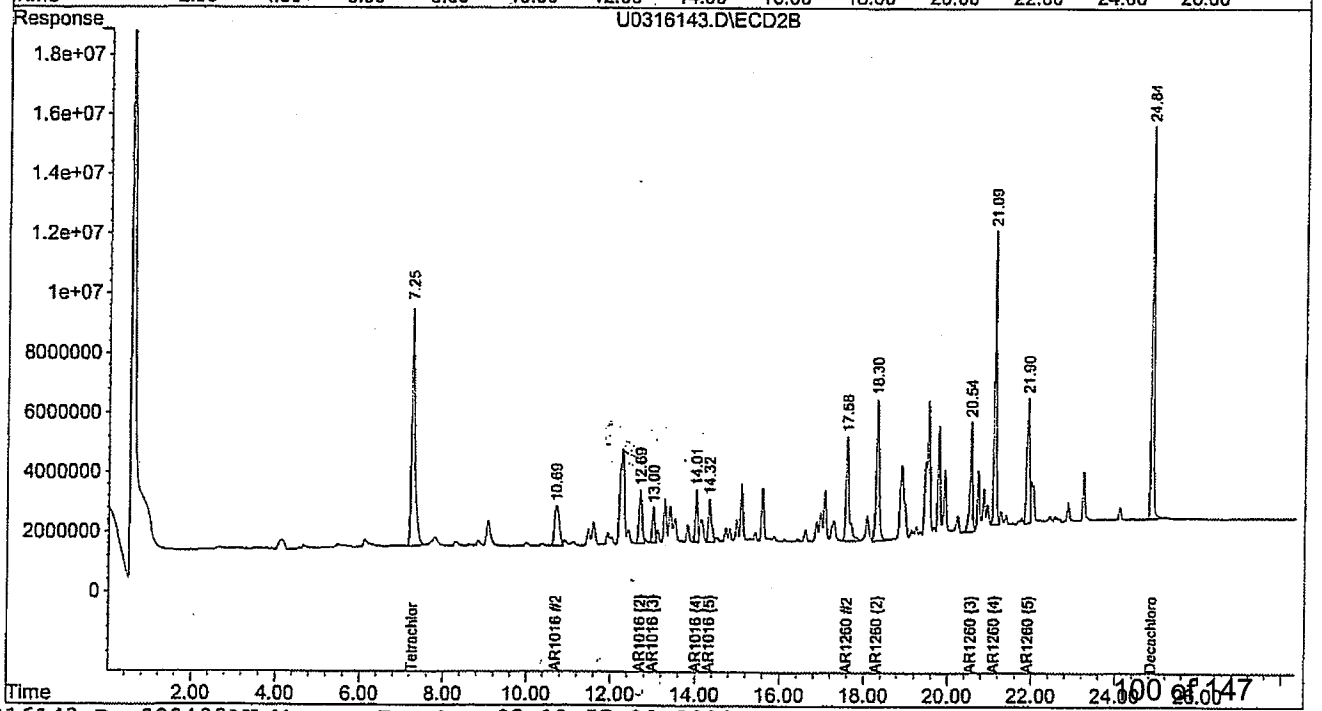

The Case Narrative, Chain of Custody, Sample Receipt Checklist, and the cover page of the Sample Analysis Report, are integral parts of GPL Laboratories' report package. If you did not receive all of these documents, please contact GPL immediately.

Sample Receipt

Twelve soil samples were received on 10/22/2008. The samples were delivered by GPL courier. Sample receipt conditions and temperatures are documented on the Sample Receipt checklist.

Chain of Custody stated that of the twenty samples that were received the following two were to be placed on hold:
SB-563-6 (GPL Lab ID 810141-005)
SB-563-8 (GPL Lab ID 810141-006)
These samples were to be released for analysis pending the results of sample SB-563-4. If the results of the analysis for this sample showed greater than 1 Part Per Million (PPM), the additional samples were to be analyzed. As seen in the results, the results for this sample were below 1 PPM, therefore the two samples were not tested.
Chain of Custody stated that of the twenty samples that were received the following two were to be placed on hold:
SB-568-6 (GPL Lab ID 810141-011)
SB-568-8 (GPL Lab ID 810141-012)
These samples were to be released for analysis pending the results of sample SB-568-4. If the results of the analysis for this sample showed greater than 1 Part Per Million (PPM), the additional samples were to be analyzed. As seen in the results, the results for this sample were below 1 PPM, therefore the two samples were not tested.

Sample Analysis

Samples were prepared and analyzed by GPL using the analytical methodologies indicated on the Sample Analysis Summary Report. In some chromatographic analyses, manual integration is used instead of automated integration because it produces more accurate results. All manual integrations are denoted on the sample quantitation report. Analysis results and limits for soil are reported on a dry weight basis unless otherwise specified on the report.

PCBs

Eight soil samples were extracted and analyzed for PCB compounds using EPA SW846 method 8082.
All extraction and analysis holding times were met.
All surrogate spike recoveries were within QC limits
Surrogate recoveries for samples SB-568-550-0.5 and SB-568-550-0.5-1could not be calculated due to high dilution factor.
Surrogate recovery for DCB in sample SB-568-4 on column RTx-CLP-2 was above QC limits due to matrix interference.
A matrix spike and matrix spike duplicate were shared with work order 810140. All recoveries were within QC limits.
A laboratory control sample was extracted and analyzed along with the batch. All spike recoveries were within QC limits.
Samples SB-568-550-0.5 and SB-568-550-0.5-1 were diluted at different level to met the QC limits.

Reviewed By,
Project Manager

Approved By,
Laboratory Director

Sample Summary Report

Tetra Tech NUS

Work Order: 810141

Client Sample ID	Lab Sample ID	Analytical Method	Matrix	Date Sampled	Date Recieved
SB-563-2	810141-003-003-1/1	SW8082	SOIL	10/21/2008	10/22/2008
	810141-003-003-1/1	CLP_SOLIDS			
SB-563-4	810141-004-004-1/1	SW8082	SOIL	10/21/2008	10/22/2008
	810141-004-004-1/1	CLP_SOLIDS			
SB-563-550-0.5	810141-001-001-1/1	SW8082	SOIL	10/21/2008	10/22/2008
	810141-001-001-1/1	CLP_SOLIDS			
SB-563-550-0.5-1	810141-002-002-1/1	SW8082	SOIL	10/21/2008	10/22/2008
	810141-002-002-1/1	CLP_SOLIDS			
SB-563-6	810141-005-005-1/1	CLP_SOLIDS	SOIL	10/21/2008	10/22/2008
SB-563-8	810141-006-006-1/1	CLP_SOLIDS	SOIL	10/21/2008	10/22/2008
SB-568-2	810141-009-009-1/1	SW8082	SOIL	10/21/2008	10/22/2008
	810141-009-009-1/1	CLP_SOLIDS			
SB-568-4	810141-010-010-1/1	SW8082	SOIL	10/21/2008	10/22/2008
	810141-010-010-1/1	CLP_SOLIDS			
SB-568-550-0.5	810141-007-007-1/1	CLP_SOLIDS	SOIL	10/21/2008	10/22/2008
SB-568-550-0.5 DL	810141-007-007-1/1 DL	SW8082	SOIL	10/21/2008	10/22/2008
SB-568-550-0.5-1	810141-008-008-1/1	CLP_SOLIDS	SOIL	10/21/2008	10/22/2008
SB-568-550-0.5-1 DL	810141-008-008-1/1 DL	SW8082	SOIL	10/21/2008	10/22/2008
SB-568-6	810141-011-011-1/1	CLP_SOLIDS	SOIL	10/21/2008	10/22/2008
SB-568-8	810141-012-012-1/1	CLP_SOLIDS	SOIL	10/21/2008	10/22/2008

PESTICIDE/PCB EXTRACTION LOG (SOIL) / WATER / WIPES / OIL

Sep. Funnel 3510C / Continuous 3520C / Soxhlet 3540C / ~~Sonication 3550B~~ / Waste Dilution 3580A
OLCO3.2 / OLMO4.2 / OLMO3.2 / OLM04.3

Approval / Date: NV / 10-23-08 GPC: Y (N)

Analysis Method: 8082 (S)

Ext. Chemist: VT Date: 10/23/08 Conc. Chemist: VT Date: 10/23/08

Cleanup:

Florisil (3620B)(F) Date: — Acid(3665A)(A) Date 10/23/08 Sulfur (3660B)(S) Date: —

Lot #: — Lot #: 071680 Lot #: —

Spike Witness Initials: NV

GPL W. O. #	Frac.	Init pH	Sample Vol. gram / mL	Surr. Vol. mL	Spike Vol. mL	Adjust. pH	F / A / S Cleanup	F.V. mL
810140	BLK	—	30.00	1.0	—	—	A	10.0
	BKS		30.01		1.0			
	001 MS		30.00		↓			
	001 MSD		30.00		↓			
	001		30.01		—			
	002		29.99					
	005		30.01					
	006		30.00					
	007		30.00					
	008		30.01					
	011		30.00					
	012		30.00					
	013		30.01					
↓	014		30.00					
810141	001		29.99					
	002		30.00					
	003		30.01					
	004		30.00					
	007		29.99					
	008		30.00					
	009		30 00					
↓	010	↓	30.00	↓	↓			↓
810140	001 MS							
VT 10/23/08	001 MSD			VT 10/23/08				

Solvent: DCM / Acetone Solvent: Hexane Surrogate Soln#: 43895 Matrix Spike Soln #: 43770

Lot #: 329401, E48, E5 Lot #: G 31E29 Surr. Soln Conc(s): 0.2 PPM MS Soln Conc(s): 5.5 PPM

Sodium Sulfate # : C37580

Comments & Observations:

GPL Laboratories, LLC *Document Control No: GP_G_107*

GC ANALYSIS LOG

Instrument ID: HP5890 # L Reviewed by: RP Date: 8/6/08

Data Acquisition Method:	Pest32 / PCB32 / Herb32 /
Injector Temp (oC):	~~180~~ / 200 / 240 /
Detector Temp(oC):	300
Oven Initial Temp(oC):	60 / 150 /
Initial Time (min):	0.0 / 0.50 / 1.0
Ramp Rate (oC/min) :	10-200-4 / 11-280-1 / 15-300-2
Final Temp(oC):	200 / 275 / 300 /
Injection Volume(uL):	1.0 / 2.0 / 2.5 /

Detector A

Column:	RTX-CLP	30meter
ID:	0.32 mm	

Detector B

Column:	RTX-CLP2	30 meter
ID:	0.32 mm	

ICAL Method: 080408A.M Analyst: RP

Injection Log

Directory: i:\gcdata\u\080408a

Seq.	L	Vial	FileName	Multiplier	SampleName	Misc Info	Injected
	L	1	u0316110.d	1.	AR2154-5	8082 STD	4 Aug 08 15:51
		1	u0316111.d	1.	AR2154-5	8082 STD	4 Aug 08 16:23
	L	2	u0316112.d	1.	AR2154-4	8082 STD	4 Aug 08 16:55
		3	u0316113.d	1.	AR2154-3	8082 STD	4 Aug 08 17:27
	L	4	u0316114.d	1.	AR2154-2	8082 STD	4 Aug 08 17:59
		5	u0316115.d	1.	AR2154-1	8082 STD	4 Aug 08 18:31
	L	6	u0316116.d	1.	AR2154-0.5	8082 STD	4 Aug 08 19:03
		7	u0316117.d	1.	AR1242-5	8082 STD	4 Aug 08 19:35
	L	8	u0316118.d	1.	AR1242-4	8082 STD	4 Aug 08 20:07
		9	u0316119.d	1.	AR1242-3	8082 STD	4 Aug 08 20:39
	L	10	u0316120.d	1.	AR1242-2	8082 STD	4 Aug 08 21:11
		11	u0316121.d	1.	AR1242-1	8082 STD	4 Aug 08 21:43
	L	12	u0316122.d	1.	AR1242-0.5	8082 STD	4 Aug 08 22:16
		13	u0316123.d	1.	AR1248-5	8082 STD	4 Aug 08 22:48
	L	14	u0316124.d	1.	AR1248-4	8082 STD	4 Aug 08 23:20
		15	u0316125.d	1.	AR1248-3	8082 STD	4 Aug 08 23:52
	L	16	u0316126.d	1.	AR1248-2	8082 STD	5 Aug 08 00:24
		17	u0316127.d	1.	AR1248-1	8082 STD	5 Aug 08 00:56
	L	18	u0316128.d	1.	AR1248-0.5	8082 STD	5 Aug 08 01:28
		19	u0316129.d	1.	AR1232-5	8082 STD	5 Aug 08 02:00
	L	20	u0316130.d	1.	AR1232-4	8082 STD	5 Aug 08 02:32
		21	u0316131.d	1.	AR1232-3	8082 STD	5 Aug 08 03:04
	L	22	u0316132.d	1.	AR1232-2	8082 STD	5 Aug 08 03:36
		23	u0316133.d	1.	AR1232-1	8082 STD	5 Aug 08 04:08
	L	24	u0316134.d	1.	AR1232-0.5	8082 STD	5 Aug 08 04:40
		25	u0316135.d	1.	AR1262-3	8082 STD	5 Aug 08 05:12
	L	26	u0316136.d	1.	AR1268-3	8082 STD	5 Aug 08 05:44
		27	u0316137.d	1.	AR1660-5	8082 STD	5 Aug 08 06:16
	L	28	u0316138.d	1.	AR1660-4	8082 STD	5 Aug 08 06:48
		29	u0316139.d	1.	AR1660-3	8082 STD	5 Aug 08 07:21
	L	30	u0316140.d	1.	AR1660-2	8082 STD	5 Aug 08 07:53
		31	u0316141.d	1.	AR1660-1	8082 STD	5 Aug 08 08:25
	L	32	u0316142.d	1.	AR1660-0.5	8082 STD	5 Aug 08 08:57
		33	u0316143.d	1.	AR1660-ICV	8082 STD	5 Aug 08 09:29
	L	34	u0316144.d	1.	AR2154-3	8082 STD	5 Aug 08 10:01
		35	u0316145.d	1.	AR1242-3	8082 STD	5 Aug 08 10:33
	L	36	u0316146.d	1.	AR1248-3	8082 STD	5 Aug 08 11:06
		37	u0316147.d	1.	AR1232-3	8082 STD	5 Aug 08 11:38
	L	38	u0316148.d	1.	BLK104873	BLK,L	5 Aug 08 12:10
		39	u0316149.d	1.	807148-012-012-1/1	38092,L	5 Aug 08 12:42
	L	40	u0316150.d	1.	807148-012-012-1/1DUP	38092,L	5 Aug 08 13:14
		41	u0316151.d	1.	807148-012-012-1/1TRIP	38092,L	5 Aug 08 13:46
	L	42	u0316152.d	1.	807148-013-013-1/1	38095,L	5 Aug 08 14:18
		43	u0316153.d	1.	807148-013-013-1/1DUP	38095,L	5 Aug 08 14:50
	L	44	u0316154.d	1.	807148-013-013-1/TRIP	38095,L	5 Aug 08 15:22
		45	u0316155.d	1.	BLK104794	BLK,S	5 Aug 08 15:54
	L	46	u0316156.d	1.	BKS104794	BKS,S	5 Aug 08 16:26
		47	u0316157.d	1.	BKSD104794	BKS,S	5 Aug 08 16:58
	L	48	u0316158.d	1.	807152-007-007-1/1	38142,S	5 Aug 08 17:30
		49	u0316159.d	1.	AR1660-3	8082 STD	5 Aug 08 18:02
Comments:		50	u0316160.d	1.	AR1254-3	8082 STD	5 Aug 08 18:34
		51	u0316161.d	1.	AR1242-3	8082 STD	5 Aug 08 19:06
		52	u0316162.d	1.	AR1232-3	8082 STD	5 Aug 08 19:38
		53	u0316163.d	1.	AR1248-3	8082 STD	5 Aug 08 20:10
		54	u0316164.d	1.	807152-007-07-1/1 50X	38142 DL,S	5 Aug 08 20:42
		55	u0316165.d	1.	807152-007-07-1/1 100X	38142 DL,S	5 Aug 08 21:14
		56	u0316166.d	1.	BLK104880	BLK,W	5 Aug 08 21:47

GC ANALYSIS LOG

Intrument ID: HP5890 # U

Reviewed by: RP Date: 10/28/08

Data Acquisition Method:	Pest32 / PCB32 / Herb32
Injector Temp (oC):	180 / 200 / 240 /
Detector Temp(oC):	300
Oven Initial Temp(oC):	60 / 150 /
Initial Time (min):	0.0 / 0.50 / 1.0 / 10 min
Ramp Rate (oC/min):	10 - 250 - 4 / 11 - 280° - 4 / 18 - 300° - 7
Final Temp(oC):	200 / 275 / 300 /
Injection Volume(uL):	1.0 / 2.0 / 2.5 /

Detector A

Column:	RTX-CLP	30meter
ID:	0.32 mm	

Detector B

Column:	RTX-CLP2	30 meter
ID:	0.32 mm	

ICAL Method: 080408

Analyst: CK

Seq.		Line	Vial	FileName	Multiplier	SampleName	Misc Info	Injected
		1	1	u0316885.d	1.	AR1660-3 43774	8082 STD	24 Oct 08 09:21
102408	U	2	2	u0316886.d	1.	810137-012-012-1/1 5X	SB-553-SS[CS],S	24 Oct 08 09:59
		3	3	u0316887.d	1.	810137-015-015-1/1	SB-DUP-3,S	24 Oct 08 10:31
		4	4	u0316888.d	1.	810137-016-016-1/1 5X	SB-554-SS[CS] DL,S	24 Oct 08 11:03
	U	5	5	u0316889.d	1.	810137-016-016-1/1MS 5X	SB-554-SS[CS]MS DL,S	24 Oct 08 11:35
		6	6	u0316890.d	1.	810137-016-016-1/1MSD 5X	SB-554-SS[CS]MSD DL,S	24 Oct 08 12:07
	U	7	7	u0316891.d	1.	BLK106245	BLK,S	24 Oct 08 12:39
		8	8	u0316892.d	1.	BKS106245	BKS,S	24 Oct 08 13:11
	U	9	9	u0316893.d	1.	810140-001-001-1/1	SB-556-2,S	24 Oct 08 13:43
		10	10	u0316894.d	1.	810140-002-002-1/1	SB-556-4,S	24 Oct 08 14:15
	U	11	11	u0316895.d	1.	810140-005-005-1/1	SB-561-550-0.5,S	24 Oct 08 14:47
		12	12	u0316896.d	1.	AR1660-3 43774	8082 STD	24 Oct 08 15:19
		13	13	u0316897.d	1.	810140-006-006-1/1	SB-561-550-5.1,S	24 Oct 08 15:51
	U	14	14	u0316898.d	1.	810140-007-007-1/1	SB-561-2,S	24 Oct 08 16:23
		15	15	u0316899.d	1.	810140-008-008-1/1	SB-561-4,S	24 Oct 08 16:55
	U	16	16	u0316900.d	1.	810140-011-011-1/1	SB-562-550-0.5,S	24 Oct 08 17:27
		17	17	u0316901.d	1.	810140-012-012-1/1	SB-562-550-5.1,S	24 Oct 08 18:00
	U	18	18	u0316902.d	1.	810140-013-013-1/1	SB-562-2,S	24 Oct 08 18:32
		19	19	u0316903.d	1.	810140-014-014-1/1	SB-562-4,S	24 Oct 08 19:04
		20	20	u0316904.d	1.	810140-001-001-1/1MS	SB-556-2MS,S	24 Oct 08 19:36
	U	21	21	u0316905.d	1.	810140-001-001-1/1MSD	SB-556-2MSD,S	24 Oct 08 20:08
		22	22	u0316906.d	1.	AR1660-3	8082 STD	24 Oct 08 20:40
	U	23	22	u0316907.d	1.	AR1660-3 43774	8082 STD	24 Oct 08 21:12
		24	23	u0316908.d	1.	810141-001-001-1/1	SB-563-550-0.5,S	24 Oct 08 21:44
	U	25	24	u0316909.d	1.	810141-002-002-1/1	SB-563-550-0.5-1,S	24 Oct 08 22:17
		26	25	u0316910.d	1.	810141-003-003-1/1	SB-563-2,S	24 Oct 08 22:49
	U	27	26	u0316911.d	1.	810141-004-004-1/1	SB-563-4,S	24 Oct 08 23:21
		28	27	u0316912.d	1.	810141-007-007-1/1	SB-568-550-0.5,S	24 Oct 08 23:53
		29	28	u0316913.d	1.	810141-008-008-1/1	SB-568-550-0.5-1,S	25 Oct 08 00:25
	U	30	29	u0316914.d	1.	810141-009-009-1/1	SB-568-2,S	25 Oct 08 00:57
		31	30	u0316915.d	1.	810141-010-010-1/1	SB-568-4,S	25 Oct 08 01:29
	U	32	31	u0316916.d	1.	AR1660-3	8082 STD	25 Oct 08 02:01
		33	31	u0316917.d	1.	AR1660-3 43774	8082 STD	25 Oct 08 02:33
	U	34	32	u0316918.d	1.	BLK106280	BLK,S	25 Oct 08 03:05
		35	33	u0316919.d	1.	BKS106280	BKS,S	25 Oct 08 03:37
		36	34	u0316920.d	1.	810158-001-001-1/1	SB-556-2,S	25 Oct 08 04:09
	U	37	35	u0316921.d	1.	810158-002-002-1/1	SB-556-4,S	25 Oct 08 04:41
		38	36	u0316922.d	1.	810158-003-003-1/1	SB-556-6,S	25 Oct 08 05:13
	U	39	37	u0316923.d	1.	810158-004-004-1/1	SB-556-8,S	25 Oct 08 05:45
		40	38	u0316924.d	1.	810158-005-005-1/1	SB-564-550-0.5,S	25 Oct 08 06:17
	U	41	39	u0316925.d	1.	810158-006-006-1/1	SB-564-550-5.1,S	25 Oct 08 06:49
		42	40	u0316926.d	1.	810158-007-007-1/1	SB-564-2,S	25 Oct 08 07:21
	U	43	41	u0316927.d	1.	810158-008-008-1/1	SB-564-4,S	25 Oct 08 07:53
		44	42	u0316928.d	1.	AR1660-3	8082 STD	25 Oct 08 08:25
	U	45	42	u0316929.d	1.	AR1660-3 43774	8082 STD	25 Oct 08 08:57
		46	43	u0316930.d	1.	810158-008-008-1/1MS	SB-564-4MS,S	25 Oct 08 09:29
		47	44	u0316931.d	1.	810158-008-008-1/1MSD	SB-564-4MSD,S	25 Oct 08 10:02
	U	48	45	u0316932.d	1.	810158-011-011-1/1	SB-559-550-0.5,S	25 Oct 08 10:33
		49	46	u0316933.d	1.	810158-012-012-1/1	SB-559-550-5.1,S	25 Oct 08 11:06
	U	50	47	u0316934.d	1.	810158-013-013-1/1	SB-559-2,S	25 Oct 08 11:38
		51	48	u0316935.d	1.	810158-014-014-1/1	SB-559-4,S	25 Oct 08 12:10
	U	52	49	u0316936.d	1.	810158-015-015-1/1	SB-559-6,S	25 Oct 08 12:42
		53	50	u0316937.d	1.	810158-016-016-1/1	SB-559-8,S	25 Oct 08 13:14
		54	51	u0316938.d	1.	810158-017-017-1/1	SB-560-550-0.5,S	25 Oct 08 13:46
		55	52	u0316939.d	1.	810158-018-018-1/1	SB-560-550-5.1,S	25 Oct 08 14:18
		56	53	u0316940.d	1.	AR1660-3	8082 STD	25 Oct 08 14:50
		57	53	u0316941.d	1.	AR1660-3 43774	8082 STD	25 Oct 08 15:22

Comments:

GC ANALYSIS LOG

Intrument ID: HP5890 # U

Reviewed by: RP Date: 10/29/08

Data Acquisition Method:	Pest32 / RCB32 / Herb32
Injector Temp (oC):	180 / 200 / 240 /
Detector Temp(oC):	300
Oven Initial Temp(oC):	60 / 150 /
Initial Time (min):	0.0 / 0.50 / 1.0 /
Ramp Rate (oC/min) :	10-200-4 / 280 -4 / 300-x
Final Temp(oC):	200 / 275 / 300 /
Injection Volume(uL):	1.0 / 2.0 / 2.5 / µl

Detector A

Column:	RTX-CLP 30meter
ID:	0.32 mm

Detector B

Column:	RTX-CLP2 30 meter
ID:	0.32 mm

ICAL Method: 080408

Analyst: AA

Seq.	File ID	GPL ID	Dil	Matrix	Date	Comments
102708	U					
	U					
	U					

GPL Laboratories

GPL
FORM 4
PESTICIDE METHOD BLANK SUMMARY

SAMPLE NO
BLK106245

Lab Name :	GPL Laboratories	Client. :	Tetra Tech NUS
Lab Code :	GPL	SAS NO. :	106245
Lab File ID :	U0316891.D	SDG NO :	810141
Date Extracted :	10/23/2008	Lab Sample ID :	BLK106245
Date Analyzed(1)	10/24/2008	Time Analyzed (1):	00:39
Date Analyzed (2)	10/24/2008	Time Analyzed(2)	00:39
GC Column(1)	RTx-CLP ID : _____ (mm)	GC Column(2) :	RTx-CLP2 ID : _____ (mm)
Matrix :(Soil/Water).	SOIL	Extraction:	SepF / Cont / Sonc
Sulfur Cleanup:(Y/N).			

THIS METHOD BLANK APPLIES TO THE FOLLOWING SAMPLES,MS AND MSD :

Client Sample ID	Lab Sample ID	Date Analyzed 1	Date Analyzed 2
BKS106245	BKS106245	10/24/2008	10/24/2008
SB-563-550-0.5	810141-001-001-1/1	10/24/2008	10/24/2008
SB-563-550-0.5-1	810141-002-002-1/1	10/24/2008	10/24/2008
SB-563-2	810141-003-003-1/1	10/24/2008	10/24/2008
SB-563-4	810141-004-004-1/1	10/24/2008	10/24/2008
SB-568-2	810141-009-009-1/1	10/25/2008	10/25/2008
SB-568-4	810141-010-010-1/1	10/25/2008	10/25/2008
SB-568-550-0.5-1 DL	810141-008-008-1/1	10/27/2008	10/27/2008
SB-568-550-0.5 DL	810141-007-007-1/1	10/28/2008	10/28/2008

GPL Laboratories

GPL
FORM 1
ANALYSIS DATA SHEET

SAMPLE NO
BLK106245

Lab Name :	GPL Laboratories	Client. :	Tetra Tech NUS
Lab Code :	GPL	SAS NO. :	
Case No. :		SDG NO :	810141
Matrix : (Soil / Water)	SOIL	Lab Sample ID :	BLK106245
Sample Volume :	30	Lab File ID :	U0316891.D
% Moisture:		Date Received	
Extraction:	SW3550	Date Extracted:	10/23/2008
Extract Volume:	10 mL	Date Analyzed	10/24/2008
Injection Volume :	1 µL	Dilution Factor :	1
GPC Clean up (Y/N):	pH:		

Concentration Units (ug/L or ug/kg dry weight) : ug/kg

CAS NO	COMPOUND		Q
12674-11-2	PCB-1016	17	U
11104-28-2	PCB-1221	17	U
11141-16-5	PCB-1232	17	U
53469-21-9	PCB-1242	17	U
12672-29-6	PCB-1248	17	U
11097-69-1	PCB-1254	17	U
11096-82-5	PCB-1260	17	U

GPL Laboratories

LCS SUMMARY

SAMPLE NO
BKS106245

Lab Name : GPL Laboratories
Contract. : Middle River Complex, Maryland
Lab Code : GPL
SDG NO : 810141
Matrix : SOIL
Lab Sample ID : BKS106245
Method : SW8082
Analysis Date : 10/24/2008

COMPOUND	SPIKE ADDED (ug/kg)	BLANK CONCENTRATION (ug/kg)	LCS CONCENTRATION (ug/kg)	LCS % REC	QC LIMTS
PCB-1016	170	0	130	76	40-140
PCB-1260	170	0	130	79	60-130

* Values Outside of QC Limits.

Spike recovery : 0 out of 2 outside limits

GPL Laboratories

GPL
FORM I
ANALYSIS DATA SHEET

SAMPLE NO
BKS106245

Lab Name :	GPL Laboratories	Client. :	Tetra Tech NUS
Lab Code :	GPL	SAS NO. :	
Case No. :		SDG NO :	810141
Matrix : (Soil / Water)	SOIL	Lab Sample ID :	BKS106245
Sample Volume :	30	Lab File ID :	U0316892.D
% Moisture:		Date Received	
Extraction:	SW3550	Date Extracted:	10/23/2008
Extract Volume:	10 mL	Date Analyzed	10/24/2008
Injection Volume :	1 µL	Dilution Factor :	1
GPC Clean up (Y/N):	pH:		

Concentration Units (ug/L or ug/kg dry weight) : ug/kg

CAS NO	COMPOUND		Q
12674-11-2	PCB-1016	130	
11104-28-2	PCB-1221	17	U
11141-16-5	PCB-1232	17	U
53469-21-9	PCB-1242	17	U
12672-29-6	PCB-1248	17	U
11097-69-1	PCB-1254	17	U
11096-82-5	PCB-1260	130	

GPL Laboratories

MS/MSD RECOVERY

SAMPLE NO
SB-556-2MSD

Lab Name : GPL Laboratories SDG NO : 810140 Method : SW8082

Lab Code : GPL Lab Sample ID : 810140-001-001-1/1MSD Matrix : SOIL Analysis Date : 10/24/2008

Compound	Spike Added (ug/kg)		CONCENTRATION (ug/kg)			%RECOVERY		% RPD	RPD Limit	QC Limits
	MS	MSD	Sample	MS	MSD	MS	MSD			
PCB-1016	200	200	0.0	160	180	79	91	14	20	40-140
PCB-1260	200	200	0.0	190	200	94	101	7	15	60-130

Column to be used to flag recovery and RPD Values with an asterisk.

* Values Outside of QC Limits.

RPD 0 Out of 2 Outside Limit
Spike Recovery : 0 Out of 4 outside limit

GPL Laboratories

GPL
FORM 1
ANALYSIS DATA SHEET

SAMPLE NO
SB-556-2MS

Lab Name :	GPL Laboratories	Client. :	Tetra Tech NUS
Lab Code :	GPL	SAS NO. :	
Case No. :		SDG NO :	810140
Matrix : (Soil / Water)	SOIL	Lab Sample ID :	810140-001-001-1/1MS
Sample Volume :	30	Lab File ID :	U0316904.D
% Moisture:	17.13	Date Received	10/21/2008
Extraction:	SW3550	Date Extracted:	10/23/2008
Extract Volume:	10 mL	Date Analyzed	10/24/2008
Injection Volume :	1 µL	Dilution Factor :	1
GPC Clean up (Y/N):	pH:		

Concentration Units (ug/L or ug/kg dry weight) : ug/kg

CAS NO	COMPOUND		Q
12674-11-2	PCB-1016	160	
11104-28-2	PCB-1221	20	U
11141-16-5	PCB-1232	20	U
53469-21-9	PCB-1242	20	U
12672-29-6	PCB-1248	20	U
11097-69-1	PCB-1254	20	U
11096-82-5	PCB-1260	190	

GPL Laboratories

GPL
FORM 1
ANALYSIS DATA SHEET

SAMPLE NO
SB-556-2MSD

Lab Name :	GPL Laboratories	Client. :	Tetra Tech NUS
Lab Code :	GPL	SAS NO. :	
Case No. :		SDG NO :	810140
Matrix : (Soil / Water)	SOIL	Lab Sample ID :	810140-001-001-1/1MSD
Sample Volume :	30	Lab File ID :	U0316905.D
% Moisture:	17.13	Date Received	10/21/2008
Extraction:	SW3550	Date Extracted:	10/23/2008
Extract Volume:	10 mL	Date Analyzed	10/24/2008
Injection Volume :	1 µ L	Dilution Factor :	1
GPC Clean up (Y/N):	pH:		

Concentration Units (ug/L or ug/kg dry weight) : ug/kg

CAS NO	COMPOUND		Q
12674-11-2	PCB-1016	180	
11104-28-2	PCB-1221	20	U
11141-16-5	PCB-1232	20	U
53469-21-9	PCB-1242	20	U
12672-29-6	PCB-1248	20	U
11097-69-1	PCB-1254	20	U
11096-82-5	PCB-1260	200	

Surrogate Recovery Summary

Matrix : SOIL Analytical Method : SW8082 SDG No : 810141

Surrogate	CL10BZ2	XYL2456CLM
Lower QC Limits	30	49
Upper QC Limits	144	133
Sample ID		
BKS106245	59	85
	64	90
BLK106245	75	101
	78	109
SB-563-2	75	86
	73	81
SB-563-4	70	83
	69	77
SB-563-550-0.5	75	92
	77	89
SB-563-550-0.5-1	78	94
	81	100
SB-568-2	87	84
	80	79
SB-568-4	92	98
	196 *	97
SB-568-550-0.5 DL	0 *	0 *
	0 *	0 *
SB-568-550-0.5-1 DL	0 *	0 *
	0 *	0 *

* Value outside of QC Limts

CL10BZ2 = Decachlorobiphenyl XYL2456CLM = Tetrachloro-m-xylene

Response Factor Report Instrumen

Method : I:\GCDATA\METHODS\U_ICAL\080408AU.M (Chemstation Integrator)
Title : 8082_PCB_Method / 608_PCB
Last Update : Tue Aug 05 12:52:18 2008

Calibration Files
P005 =U0316141.D P025 =U0316140.D P050 =U0316139.D
P075 =U0316138.D P100 =U0316137.D P001 =U0316142.D

		Compound	P005	P025	P050	P075	P100	P001	Avg		%RSD
1)	S	Tetrachloro-m-xylen	0.901	1.085	1.090	1.231	1.129	0.977	1.069	E7	10.85
2)	S	Decachlorobiphenyl	1.465	1.456	1.309	1.533	1.314	1.448	1.421	E7	6.33
3)	L1	AR1016	4.687	4.814	4.084	4.897	3.813	4.611	4.484	E5	9.71
4)	L1	AR1016 (2)	6.331	7.040	5.572	6.988	5.600	6.014	6.257	E5	10.39
5)	L1	AR1016 (3)	3.759	3.910	3.798	4.080	3.548	3.650	3.791	E5	4.98
6)	L1	AR1016 (4)	2.167	2.573	2.442	2.556	2.272	2.321	2.389	E5	6.81
7)	L1	AR1016 (5)	3.018	2.960	2.810	3.145	2.729	3.203	2.978	E5	6.20
8)	L2	AR1221	1.287	1.268	1.174	1.114	1.106	1.479	1.238	E5	11.33
9)	L2	AR1221 (2)	5.494	6.425	5.413	4.816	4.775	5.147	5.345	E4	11.34
10)	L2	AR1221 (3)	3.289	3.140	3.052	2.942	2.975	3.604	3.167	E5	7.83
11)	L3	AR1232	8.065	7.087	8.024	7.761	7.085	7.864	7.648	E4	5.87
12)	L3	AR1232 (2)	1.173	0.938	0.935	0.752	0.770	1.150	0.953	E5	18.89
13)	L3	AR1232 (3)	1.025	0.969	0.948	1.014	0.926	0.974	0.976	E5	3.86
14)	L3	AR1232 (4)	1.558	1.338	1.148	1.321	1.222	1.678	1.378	E5	14.66
15)	L3	AR1232 (5)	6.326	6.807	7.000	6.779	6.606	5.658	6.529	E4	7.40
16)	L4	AR1242	1.369	1.306	1.444	1.477	1.391	1.362	1.391	E5	4.41
17)	L4	AR1242 (2)	4.777	4.486	4.696	4.198	4.180	4.633	4.495	E5	5.68
18)	L4	AR1242 (3)	1.500	1.390	1.429	1.419	1.345	1.422	1.417	E5	3.60
19)	L4	AR1242 (4)	1.515	1.450	1.453	1.396	1.479	1.520	1.469	E5	3.16
20)	L4	AR1242 (5)	9.260	8.795	9.219	8.702	8.702	9.700	9.063	E4	4.42
21)	L5	AR1248	3.144	2.910	2.666	2.757	2.547	3.372	2.899	E5	10.71
22)	L5	AR1248 (2)	2.408	2.264	2.305	2.257	2.127	2.540	2.317	E5	6.12
23)	L5	AR1248 (3)	2.492	2.342	2.425	2.379	2.318	2.614	2.428	E5	4.53
24)	L5	AR1248 (4)	2.332	2.207	2.274	2.220	2.199	2.687	2.320	E5	8.05
25)	L5	AR1248 (5)	1.722	1.793	1.677	1.733	1.769	2.019	1.785	E5	6.79
26)	L6	AR1254	5.269	4.656	4.376	4.287	4.206	6.034	4.805	E5	14.90
27)	L6	AR1254 (2)	8.256	7.810	7.004	7.027	7.002	8.146	7.541	E5	7.94
28)	L6	AR1254 (3)	7.411	7.414	6.820	6.971	7.046	8.336	7.333	E5	7.46
29)	L6	AR1254 (4)	8.094	8.201	7.580	7.782	7.643	9.130	8.071	E5	7.11
30)	L6	AR1254 (5)	3.380	3.422	3.190	3.307	3.431	3.931	3.444	E5	7.40
31)	L7	AR1260	7.619	7.224	6.598	7.342	6.333	8.278	7.232	E5	9.71
32)	L7	AR1260 (2)	1.362	1.345	1.265	1.448	1.253	1.358	1.338	E6	5.35
33)	L7	AR1260 (3)	1.057	1.032	1.027	1.128	0.935	1.083	1.043	E6	6.22
34)	L7	AR1260 (4)	1.623	1.624	1.556	1.857	1.588	1.710	1.660	E6	6.60
35)	L7	AR1260 (5)	7.137	7.667	7.071	8.780	7.567	7.184	7.568	E5	8.48
36)	L8	AR1268			6.413				6.413	E5	0.00
37)	L8	AR1268 (2)			7.422				7.422	E5	0.00
38)	L8	AR1268 (3)			4.857				4.857	E5	0.00
39)	L8	AR1268 (4)			5.451				5.451	E5	0.00
40)	L8	AR1268 (5)			7.029				7.029	E5	0.00
41)	L9	AR1262			1.125				1.125	E6	0.00
42)	L9	AR1262(2)			6.360				6.360	E5	0.00
43)	L9	AR1262(3)			1.162				1.162	E6	0.00
44)	L9	AR1262(4)			1.209				1.209	E6	0.00
45)	L9	AR1262(5)			8.809				8.809	E5	0.00

Signal #2 Calibration Files
P005 =U0316141.D P025 =U0316140.D P050 =U0316139.D
P075 =U0316138.D P100 =U0316137.D P001 =U0316142.D

		Compound	P005	P025	P050	P075	P100	P001	Avg		%RSD
1)	S	Tetrachloro-m-xylen	1.905	2.143	2.436	2.930	2.653	1.889	2.326	E7	18.09
2)	S	Decachlorobiphenyl	2.764	2.943	2.756	3.334	2.911	2.637	2.891	E7	8.44
3)	L1	AR1016	1.208	1.168	1.100	1.187	1.047	1.250	1.160	E6	6.39
4)	L1	AR1016 (2)	0.953	0.950	0.937	1.006	0.890	1.024	0.960	E6	5.05
5)	L1	AR1016 (3)	5.157	5.535	5.632	6.237	5.571	5.379	5.585	E5	6.48
6)	L1	AR1016 (4)	7.070	7.101	6.967	7.693	6.905	7.168	7.151	E5	3.95
7)	L1	AR1016 (5)	6.331	6.570	6.802	7.511	6.893	6.665	6.795	E5	5.91

(#) = Out of Range

Method : I:\GCDATA\METHODS\U_ICAL\080408AU.M (Chemstation Integrator)
Title : 8082_PCB_Method / 608_PCB
Last Update : Tue Aug 05 12:52:18 2008

Calibration Files
P005 =U0316141.D P025 =U0316140.D P050 =U0316139.D
P075 =U0316138.D P100 =U0316137.D P001 =U0316142.D

		Compound	P005	P025	P050	P075	P100	P001	Avg		%RSD
8)	L2	AR1221	3.065	3.052	2.831	2.838	2.752	3.366	2.984	E5	7.57
9)	L2	AR1221 (2)	2.184	2.115	1.958	2.015	1.877	2.487	2.106	E5	10.28
10)	L2	AR1221 (3)	0.871	0.821	0.761	0.761	0.715	1.004	0.822	E6	12.67
11)	L3	AR1232	1.166	1.131	1.122	1.075	1.138	1.115	1.125	E5	2.67
12)	L3	AR1232 (2)	2.459	2.077	2.022	1.991	1.890	2.451	2.149	E5	11.42
13)	L3	AR1232 (3)	1.998	1.853	1.877	1.937	1.988	2.098	1.958	E5	4.57
14)	L3	AR1232 (4)	1.537	1.542	1.650	1.643	1.694	1.541	1.601	E5	4.33
15)	L3	AR1232 (5)	3.494	3.166	3.361	3.430	3.493	3.320	3.377	E5	3.70
16)	L4	AR1242	3.293	3.322	3.246	3.335	3.097	3.414	3.285	E5	3.26
17)	L4	AR1242 (2)	1.849	1.791	1.836	1.877	1.924	1.939	1.869	E6	2.98
18)	L4	AR1242 (3)	4.437	4.091	3.933	3.868	3.905	4.739	4.162	E5	8.45
19)	L4	AR1242 (4)	6.327	6.004	5.996	5.834	5.934	6.690	6.131	E5	5.22
20)	L4	AR1242 (5)	5.999	6.030	6.743	6.273	6.613	5.936	6.266	E5	5.45
21)	L5	AR1248	8.443	7.401	7.915	7.274	7.062	9.280	7.896	E5	10.66
22)	L5	AR1248 (2)	9.293	8.922	9.673	9.183	9.003	9.723	9.300	E5	3.61
23)	L5	AR1248 (3)	6.475	6.337	6.966	6.656	6.671	7.939	6.841	E5	8.45
24)	L5	AR1248 (4)	5.254	4.746	5.200	4.994	5.038	6.431	5.277	E5	11.24
25)	L5	AR1248 (5)	3.301	3.810	4.097	4.079	4.192	3.429	3.818	E5	9.83
26)	L6	AR1254	1.098	1.141	1.064	1.062	1.049	1.164	1.096	E6	4.30
27)	L6	AR1254 (2)	1.258	1.327	1.178	1.184	1.173	1.374	1.249	E6	6.90
28)	L6	AR1254 (3)	1.831	1.988	1.873	1.934	1.950	1.957	1.922	E6	3.05
29)	L6	AR1254 (4)	1.670	1.793	1.693	1.760	1.770	1.782	1.745	E6	2.90
30)	L6	AR1254 (5)	1.746	1.881	1.837	1.944	1.973	1.698	1.846	E6	5.88
31)	L7	AR1260	1.910	1.810	1.684	1.942	1.671	2.020	1.840	E6	7.75
32)	L7	AR1260 (2)	2.306	2.379	2.280	2.683	2.147	2.381	2.363	E6	7.56
33)	L7	AR1260 (3)	1.473	1.547	1.457	1.781	1.534	1.530	1.554	E6	7.54
34)	L7	AR1260 (4)	3.420	3.697	3.682	2.863	2.147	3.323	3.189	E6	18.62
35)	L7	AR1260 (5)	2.024	2.343	2.284	2.751	2.147	1.972	2.254	E6	12.54
36)	L8	AR1268			1.607				1.607	E6	0.00
37)	L8	AR1268 (2)			6.219				6.219	E5	0.00
38)	L8	AR1268 (3)			4.222				4.222	E6	0.00
39)	L8	AR1268 (4)			1.057				1.057	E6	0.00
40)	L8	AR1268 (5)			1.501				1.501	E6	0.00
41)	L9	AR1262#2			2.249				2.249	E6	0.00
42)	L9	AR1262(2)#2			3.547				3.547	E6	0.00
43)	L9	AR1262(3)#2			2.694				2.694	E6	0.00
44)	L9	AR1262(4)#2			4.094				4.094	E6	0.00
45)	L9	AR1262(5)#2			1.836				1.836	E6	0.00

(#) = Out of Range

Evaluate Continuing Calibration Report

Signal #1 : I:\GCDATA\U\102408\U0316885.D\ECD1A.CH Vial: 1
Signal #2 : I:\GCDATA\U\102408\U0316885.D\ECD2B.CH
Acq On : 10-24-08 09:21:31 Operator: AA
Sample : AR1660-3 Inst : Instrumen
Misc : 8082 STD Multiplr: 1.00
IntFile Signal #1: autoint1.e IntFile Signal #2: autoint2.e

Method : H:\GCDATA\METHODS\U_ICAL\080408AU.M (Chemstation Integrator)
Title : 8082_PCB_Method / 608_PCB
Last Update : Tue Aug 05 11:57:42 2008
Response via : Multiple Level Calibration

Min. RRF : 0.000 Min. Rel. Area : 50% Max. R.T. Dev 0.50min
Max. RRF Dev : 15% Max. Rel. Area : 150%

		Compound	AvgRF	CCRF		%Dev	Area%	Dev(min)
1	S	Tetrachloro-m-xylene	10.687	11.199	E6	-4.8	0#	-0.02
2	S	Decachlorobiphenyl	14.207	13.662	E6	3.8	0#	-0.01
3	L1	AR1016	448.402	404.578	E3	9.8	0#	-0.02
4	L1	AR1016 (2)	625.726	540.090	E3	13.7	0#	-0.02
5	L1	AR1016 (3)	379.079	367.402	E3	3.1	0#	-0.02
6	L1	AR1016 (4)	238.873	232.557	E3	2.6	0#	-0.02
7	L1	AR1016 (5)	297.773	288.977	E3	3.0	0#	-0.02
31	L7	AR1260	723.247	665.169	E3	8.0	0#	-0.02
32	L7	AR1260 (2)	1.338	1.272	E6	4.9	0#	-0.02
33	L7	AR1260 (3)	1.043	0.982	E6	5.8	0#	-0.02
34	L7	AR1260 (4)	1.660	1.582	E6	4.7	0#	-0.01
35	L7	AR1260 (5)	756.756	745.457	E3	1.5	0#	-0.01
		Signal #2						
1	S	Tetrachloro-m-xylene	23.259	22.603	E6	2.8	0#	0.00
2	S	Decachlorobiphenyl	28.909	25.709	E6	11.1	0#	-0.01
3	L1	AR1016	1.160	1.038	E6	10.5	0#	-0.01
4	L1	AR1016 (2)	960.037	825.576	E3	14.0	0#	-0.01
5	L1	AR1016 (3)	558.518	519.893	E3	6.9	0#	-0.01
6	L1	AR1016 (4)	715.065	644.446	E3	9.9	0#	-0.01
7	L1	AR1016 (5)	679.519	630.267	E3	7.2	0#	-0.01
31	L7	AR1260	1.840	1.566	E6	14.9	0#	-0.02
32	L7	AR1260 (2)	2.363	2.157	E6	8.7	0#	-0.02
33	L7	AR1260 (3)	1.554	1.374	E6	11.6	0#	-0.01
34	L7	AR1260 (4)	3.189	3.541	E6	-11.0	0#	-0.01
35	L7	AR1260 (5)	2.254	2.094	E6	7.1	0#	-0.01

Evaluate Continuing Calibration Report

Signal #1 : I:\GCDATA\U\102408\U0316896.D\ECD1A.CH Vial: 12
Signal #2 : I:\GCDATA\U\102408\U0316896.D\ECD2B.CH
Acq On : 10-24-08 15:19:46 Operator: AA
Sample : AR1660-3 Inst : Instrumen
Misc : 8082 STD Multiplr: 1.00
IntFile Signal #1: autoint1.e IntFile Signal #2: autoint2.e

Method : H:\GCDATA\METHODS\U_ICAL\080408AU.M (Chemstation Integrator)
Title : 8082_PCB_Method / 608_PCB
Last Update : Tue Aug 05 11:57:42 2008
Response via : Multiple Level Calibration

Min. RRF : 0.000 Min. Rel. Area : 50% Max. R.T. Dev 0.50min
Max. RRF Dev : 15% Max. Rel. Area : 150%

		Compound	AvgRF	CCRF		%Dev	Area%	Dev(min)
1	S	Tetrachloro-m-xylene	10.687	10.170	E6	4.8	0#	0.00
2	S	Decachlorobiphenyl	14.207	14.613	E6	-2.9	0#	0.00
3	L1	AR1016	448.402	480.929	E3	-7.3	0#	0.02
4	L1	AR1016 (2)	625.726	626.295	E3	-0.1	0#	0.00
5	L1	AR1016 (3)	379.079	397.684	E3	-4.9	0#	0.00
6	L1	AR1016 (4)	238.873	248.775	E3	-4.1	0#	0.00
7	L1	AR1016 (5)	297.773	307.416	E3	-3.2	0#	0.00
31	L7	AR1260	723.247	681.350	E3	5.8	0#	-0.01
32	L7	AR1260 (2)	1.338	1.308	E6	2.2	0#	-0.02
33	L7	AR1260 (3)	1.043	0.990	E6	5.1	0#	-0.01
34	L7	AR1260 (4)	1.660	1.677	E6	-1.0	0#	0.00
35	L7	AR1260 (5)	756.756	787.850	E3	-4.1	0#	-0.01
		Signal #2						
1	S	Tetrachloro-m-xylene	23.259	23.348	E6	-0.4	0#	0.00
2	S	Decachlorobiphenyl	28.909	29.174	E6	-0.9	0#	0.00
3	L1	AR1016	1.160	1.092	E6	5.9	0#	0.02
4	L1	AR1016 (2)	960.037	917.814	E3	4.4	0#	0.00
5	L1	AR1016 (3)	558.518	578.367	E3	-3.6	0#	0.00
6	L1	AR1016 (4)	715.065	704.599	E3	1.5	0#	0.00
7	L1	AR1016 (5)	679.519	691.333	E3	-1.7	0#	0.00
31	L7	AR1260	1.840	1.662	E6	9.7	0#	0.00
32	L7	AR1260 (2)	2.363	2.284	E6	3.3	0#	0.00
33	L7	AR1260 (3)	1.554	1.497	E6	3.7	0#	0.00
34	L7	AR1260 (4)	3.189	3.725	E6	-16.8#	0#	0.00
35	L7	AR1260 (5)	2.254	2.350	E6	-4.3	0#	0.00

Evaluate Continuing Calibration Report

Signal #1 : I:\GCDATA\U\102408\U0316906.D\ECD1A.CH Vial: 22
Signal #2 : I:\GCDATA\U\102408\U0316906.D\ECD2B.CH
Acq On : 10-24-08 20:40:08 Operator: AA
Sample : AR1660-3 Inst : Instrumen
Misc : 8082 STD Multiplr: 1.00
IntFile Signal #1: autoint1.e IntFile Signal #2: autoint2.e

Method : H:\GCDATA\METHODS\U_ICAL\080408AU.M (Chemstation Integrator)
Title : 8082_PCB_Method / 608_PCB
Last Update : Tue Aug 05 11:57:42 2008
Response via : Multiple Level Calibration

Min. RRF : 0.000 Min. Rel. Area : 50% Max. R.T. Dev 0.50min
Max. RRF Dev : 15% Max. Rel. Area : 150%

		Compound	AvgRF	CCRF		%Dev	Area%	Dev(min)
1	S	Tetrachloro-m-xylene	10.687	10.393	E6	2.8	0#	0.00
2	S	Decachlorobiphenyl	14.207	12.767	E6	10.1	0#	0.00
3	L1	AR1016	448.402	423.114	E3	5.6	0#	0.00
4	L1	AR1016 (2)	625.726	602.902	E3	3.6	0#	0.00
5	L1	AR1016 (3)	379.079	376.738	E3	0.6	0#	0.00
6	L1	AR1016 (4)	238.873	222.979	E3	6.7	0#	0.00
7	L1	AR1016 (5)	297.773	285.219	E3	4.2	0#	0.00
31	L7	AR1260	723.247	659.076	E3	8.9	0#	-0.01
32	L7	AR1260 (2)	1.338	1.259	E6	5.9	0#	-0.01
33	L7	AR1260 (3)	1.043	1.018	E6	2.4	0#	0.00
34	L7	AR1260 (4)	1.660	1.546	E6	6.9	0#	0.00
35	L7	AR1260 (5)	756.756	759.192	E3	-0.3	0#	0.00
		Signal #2						
1	S	Tetrachloro-m-xylene	23.259	23.750	E6	-2.1	0#	0.00
2	S	Decachlorobiphenyl	28.909	25.868	E6	10.5	0#	0.00
3	L1	AR1016	1.160	1.078	E6	7.1	0#	0.00
4	L1	AR1016 (2)	960.037	892.579	E3	7.0	0#	0.00
5	L1	AR1016 (3)	558.518	551.744	E3	1.2	0#	0.00
6	L1	AR1016 (4)	715.065	664.703	E3	7.0	0#	0.00
7	L1	AR1016 (5)	679.519	660.017	E3	2.9	0#	0.00
31	L7	AR1260	1.840	1.644	E6	10.7	0#	0.00
32	L7	AR1260 (2)	2.363	2.231	E6	5.6	0#	0.00
33	L7	AR1260 (3)	1.554	1.378	E6	11.3	0#	0.00
34	L7	AR1260 (4)	3.189	3.549	E6	-11.3	0#	0.00
35	L7	AR1260 (5)	2.254	2.179	E6	3.3	0#	0.00

Evaluate Continuing Calibration Report

Signal #1 : I:\GCDATA\U\102408\U0316916.D\ECD1A.CH Vial: 31
Signal #2 : I:\GCDATA\U\102408\U0316916.D\ECD2B.CH
Acq On : 10-25-08 02:01:26 Operator: AA
Sample : AR1660-3 Inst : Instrumen
Misc : 8082 STD Multiplr: 1.00
IntFile Signal #1: autoint1.e IntFile Signal #2: autoint2.e

Method : H:\GCDATA\METHODS\U_ICAL\080408AU.M (Chemstation Integrator)
Title : 8082_PCB_Method / 608_PCB
Last Update : Tue Aug 05 11:57:42 2008
Response via : Multiple Level Calibration

Min. RRF : 0.000 Min. Rel. Area : 50% Max. R.T. Dev 0.50min
Max. RRF Dev : 15% Max. Rel. Area : 150%

		Compound	AvgRF	CCRF		%Dev	Area%	Dev(min)
1	S	Tetrachloro-m-xylene	10.687	10.418	E6	2.5	0#	0.06
2	S	Decachlorobiphenyl	14.207	14.853	E6	-4.5	0#	-0.01
3	L1	AR1016	448.402	426.240	E3	4.9	0#	0.03
4	L1	AR1016 (2)	625.726	626.906	E3	-0.2	0#	0.00
5	L1	AR1016 (3)	379.079	370.872	E3	2.2	0#	0.00
6	L1	AR1016 (4)	238.873	225.367	E3	5.7	0#	0.00
7	L1	AR1016 (5)	297.773	284.895	E3	4.3	0#	0.00
31	L7	AR1260	723.247	679.790	E3	6.0	0#	-0.01
32	L7	AR1260 (2)	1.338	1.302	E6	2.7	0#	-0.01
33	L7	AR1260 (3)	1.043	1.349	E6	-29.3#	0#	-0.01
34	L7	AR1260 (4)	1.660	1.657	E6	0.2	0#	-0.01
35	L7	AR1260 (5)	756.756	768.098	E3	-1.5	0#	-0.01
		Signal #2						
1	S	Tetrachloro-m-xylene	23.259	23.484	E6	-1.0	0#	0.06
2	S	Decachlorobiphenyl	28.909	30.709	E6	-6.2	0#	-0.01
3	L1	AR1016	1.160	1.084	E6	6.6	0#	0.02
4	L1	AR1016 (2)	960.037	918.735	E3	4.3	0#	0.00
5	L1	AR1016 (3)	558.518	522.542	E3	6.4	0#	0.00
6	L1	AR1016 (4)	715.065	662.429	E3	7.4	0#	0.00
7	L1	AR1016 (5)	679.519	658.543	E3	3.1	0#	0.00
31	L7	AR1260	1.840	1.654	E6	10.1	0#	-0.01
32	L7	AR1260 (2)	2.363	2.255	E6	4.6	0#	-0.01
33	L7	AR1260 (3)	1.554	1.418	E6	8.8	0#	-0.01
34	L7	AR1260 (4)	3.189	3.658	E6	-14.7	0#	0.00
35	L7	AR1260 (5)	2.254	2.308	E6	-2.4	0#	-0.01

Evaluate Continuing Calibration Report

Data File : I:\GCDATA\U\102708\U0316946.D\ECD1A.CH Vial: 1
Acq On : 10-27-08 13:41:40 Operator: AA
Sample : AR1660-3 Inst : Instrumen
Misc : 8082 STD Multiplr: 1.00
IntFile : autoint1.e

Data File : I:\GCDATA\U\102708\U0316946.D\ECD2B.CH Vial: 1
Acq On : 10-27-08 13:41:41 Operator: AA
Sample : AR1660-3 Inst : Instrumen
Misc : 8082 STD Multiplr: 1.00
IntFile : autoint2.e

Method : H:\GCDATA\METHODS\U_ICAL\080408AU.M (Chemstation Integrator)
Title : 8082_PCB_Method / 608_PCB
Last Update : Tue Aug 05 11:57:42 2008
Response via : Multiple Level Calibration

Min. RRF : 0.000 Min. Rel. Area : 50% Max. R.T. Dev 0.50min
Max. RRF Dev : 15% Max. Rel. Area : 150%

		Compound	AvgRF	CCRF		%Dev	Area%	Dev(min)
1	S	Tetrachloro-m-xylene	10.687	10.908	E6	-2.1	0#	0.08
2	S	Decachlorobiphenyl	14.207	15.335	E6	-7.9	0#	0.00
3	L1	AR1016	448.402	463.880	E3	-3.5	0#	0.04
4	L1	AR1016 (2)	625.726	698.996	E3	-11.7	0#	0.02
5	L1	AR1016 (3)	379.079	391.655	E3	-3.3	0#	0.02
6	L1	AR1016 (4)	238.873	234.503	E3	1.8	0#	0.01
7	L1	AR1016 (5)	297.773	308.037	E3	-3.4	0#	0.00
31	L7	AR1260	723.247	717.317	E3	0.8	0#	0.00
32	L7	AR1260 (2)	1.338	1.386	E6	-3.6	0#	0.00
33	L7	AR1260 (3)	1.043	1.071	E6	-2.7	0#	0.00
34	L7	AR1260 (4)	1.660	1.757	E6	-5.8	0#	0.00
35	L7	AR1260 (5)	756.756	808.156	E3	-6.8	0#	0.00
		Signal #2						
1	S	Tetrachloro-m-xylene	23.259	23.323	E6	-0.3	0#	0.05
2	S	Decachlorobiphenyl	28.909	28.719	E6	0.7	0#	0.00
3	L1	AR1016	1.160	1.123	E6	3.2	0#	0.01
4	L1	AR1016 (2)	960.037	848.561	E3	11.6	0#	0.00
5	L1	AR1016 (3)	558.518	528.420	E3	5.4	0#	0.00
6	L1	AR1016 (4)	715.065	673.258	E3	5.8	0#	0.00
7	L1	AR1016 (5)	679.519	681.234	E3	-0.3	0#	0.00
31	L7	AR1260	1.840	1.653	E6	10.2	0#	-0.01
32	L7	AR1260 (2)	2.363	2.223	E6	5.9	0#	-0.01
33	L7	AR1260 (3)	1.554	1.461	E6	6.0	0#	0.00
34	L7	AR1260 (4)	3.189	3.708	E6	-16.3#	0#	0.00
35	L7	AR1260 (5)	2.254	2.316	E6	-2.8	0#	0.00

(#) = Out of Range SPCC's out = 0 CCC's out = 0
U0316946.D 080408AU.M Tue Oct 28 13:58:02 2008 1

Evaluate Continuing Calibration Report

Signal #1 : I:\GCDATA\U\102708\U0316947.D\ECD1A.CH Vial: 2
Signal #2 : I:\GCDATA\U\102708\U0316947.D\ECD2B.CH
Acq On : 10-27-08 14:13:39 Operator: AA
Sample : AR2154-3 Inst : Instrumen
Misc : 8082 STD Multiplr: 1.00
IntFile Signal #1: autoint1.e IntFile Signal #2: autoint2.e

Method : H:\GCDATA\METHODS\U_ICAL\080408AU.M (Chemstation Integrator)
Title : 8082_PCB_Method / 608_PCB
Last Update : Tue Aug 05 11:57:42 2008
Response via : Multiple Level Calibration

Min. RRF : 0.000 Min. Rel. Area : 50% Max. R.T. Dev 0.50min
Max. RRF Dev : 15% Max. Rel. Area : 150%

		Compound	AvgRF	CCRF		%Dev	Area%	Dev(min)
1	S	Tetrachloro-m-xylene	10.687	10.455	E6	2.2	0#	-0.01
2	S	Decachlorobiphenyl	14.207	14.118	E6	0.6	0#	0.00
8	L2	AR1221	123.802	114.117	E3	7.8	0#	0.03
9	L2	AR1221 (2)	53.449	55.714	E3	-4.2	0#	0.03
10	L2	AR1221 (3)	316.695	327.349	E3	-3.4	0#	0.02
26	L6	AR1254	480.453	460.859	E3	4.1	0#	-0.01
27	L6	AR1254 (2)	754.097	733.497	E3	2.7	0#	-0.01
28	L6	AR1254 (3)	733.294	707.816	E3	3.5	0#	-0.01
29	L6	AR1254 (4)	807.148	764.010	E3	5.3	0#	-0.02
30	L6	AR1254 (5)	344.366	334.475	E3	2.9	0#	-0.02
		Signal #2						
1	S	Tetrachloro-m-xylene	23.259	21.731	E6	6.6	0#	0.06
2	S	Decachlorobiphenyl	28.909	26.767	E6	7.4	0#	0.00
8	L2	AR1221	298.384	289.098	E3	3.1	0#	0.03
9	L2	AR1221 (2)	210.593	193.800	E3	8.0	0#	0.01
10	L2	AR1221 (3)	822.230	749.291	E3	8.9	0#	0.01
26	L6	AR1254	1.096	1.112	E6	-1.5	0#	-0.01
27	L6	AR1254 (2)	1.249	1.227	E6	1.8	0#	-0.01
28	L6	AR1254 (3)	1.922	1.942	E6	-1.0	0#	-0.01
29	L6	AR1254 (4)	1.745	1.757	E6	-0.7	0#	-0.01
30	L6	AR1254 (5)	1.846	1.906	E6	-3.3	0#	-0.01

Evaluate Continuing Calibration Report

Signal #1 : I:\GCDATA\U\102708\U0316958.D\ECD1A.CH Vial: 13
Signal #2 : I:\GCDATA\U\102708\U0316958.D\ECD2B.CH
Acq On : 10-27-08 20:20:46 Operator: AA
Sample : AR1660-3 Inst : Instrumen
Misc : 8082 STD Multiplr: 1.00
IntFile Signal #1: autoint1.e IntFile Signal #2: autoint2.e

Method : H:\GCDATA\METHODS\U_ICAL\080408AU.M (Chemstation Integrator)
Title : 8082_PCB_Method / 608_PCB
Last Update : Tue Aug 05 11:57:42 2008
Response via : Multiple Level Calibration

Min. RRF : 0.000 Min. Rel. Area : 50% Max. R.T. Dev 0.50min
Max. RRF Dev : 15% Max. Rel. Area : 150%

		Compound	AvgRF	CCRF		%Dev	Area%	Dev(min)
1	S	Tetrachloro-m-xylene	10.687	12.050	E6	-12.8	0#	0.00
2	S	Decachlorobiphenyl	14.207	13.575	E6	4.4	0#	0.00
3	L1	AR1016	448.402	463.500	E3	-3.4	0#	0.00
4	L1	AR1016 (2)	625.726	633.317	E3	-1.2	0#	-0.01
5	L1	AR1016 (3)	379.079	389.554	E3	-2.8	0#	0.00
6	L1	AR1016 (4)	238.873	226.972	E3	5.0	0#	0.00
7	L1	AR1016 (5)	297.773	303.686	E3	-2.0	0#	0.00
31	L7	AR1260	723.247	717.734	E3	0.8	0#	0.00
32	L7	AR1260 (2)	1.338	1.343	E6	-0.4	0#	-0.01
33	L7	AR1260 (3)	1.043	1.033	E6	1.0	0#	0.00
34	L7	AR1260 (4)	1.660	1.667	E6	-0.4	0#	0.00
35	L7	AR1260 (5)	756.756	767.658	E3	-1.4	0#	0.00
		Signal #2						
1	S	Tetrachloro-m-xylene	23.259	24.866	E6	-6.9	0#	0.00
2	S	Decachlorobiphenyl	28.909	28.011	E6	3.1	0#	0.00
3	L1	AR1016	1.160	1.122	E6	3.3	0#	0.00
4	L1	AR1016 (2)	960.037	908.224	E3	5.4	0#	0.00
5	L1	AR1016 (3)	558.518	539.292	E3	3.4	0#	0.00
6	L1	AR1016 (4)	715.065	704.886	E3	1.4	0#	0.00
7	L1	AR1016 (5)	679.519	690.305	E3	-1.6	0#	0.00
31	L7	AR1260	1.840	1.789	E6	2.8	0#	0.00
32	L7	AR1260 (2)	2.363	2.361	E6	0.1	0#	0.00
33	L7	AR1260 (3)	1.554	1.455	E6	6.4	0#	0.00
34	L7	AR1260 (4)	3.189	3.776	E6	-18.4#	0#	0.00
35	L7	AR1260 (5)	2.254	2.393	E6	-6.2	0#	0.00

Evaluate Continuing Calibration Report

Signal #1 : I:\GCDATA\U\102708\U0316959.D\ECD1A.CH Vial: 14
Signal #2 : I:\GCDATA\U\102708\U0316959.D\ECD2B.CH
Acq On : 10-27-08 20:52:47 Operator: AA
Sample : AR2154-3 Inst : Instrumen
Misc : 8082 STD Multiplr: 1.00
IntFile Signal #1: autoint1.e IntFile Signal #2: autoint2.e

Method : H:\GCDATA\METHODS\U_ICAL\080408AU.M (Chemstation Integrator)
Title : 8082_PCB_Method / 608_PCB
Last Update : Tue Aug 05 11:57:42 2008
Response via : Multiple Level Calibration

Min. RRF : 0.000 Min. Rel. Area : 50% Max. R.T. Dev 0.50min
Max. RRF Dev : 15% Max. Rel. Area : 150%

		Compound	AvgRF	CCRF		%Dev	Area%	Dev(min)
1	S	Tetrachloro-m-xylene	10.687	10.935	E6	-2.3	0#	-0.01
2	S	Decachlorobiphenyl	14.207	11.671	E6	17.9#	0#	0.00
8	L2	AR1221	123.802	126.429	E3	-2.1	0#	-0.02
9	L2	AR1221 (2)	53.449	56.887	E3	-6.4	0#	-0.03
10	L2	AR1221 (3)	316.695	304.234	E3	3.9	0#	-0.03
26	L6	AR1254	480.453	442.109	E3	8.0	0#	-0.02
27	L6	AR1254 (2)	754.097	723.187	E3	4.1	0#	-0.02
28	L6	AR1254 (3)	733.294	683.792	E3	6.8	0#	-0.02
29	L6	AR1254 (4)	807.148	737.913	E3	8.6	0#	-0.02
30	L6	AR1254 (5)	344.366	324.706	E3	5.7	0#	-0.02
		Signal #2						
1	S	Tetrachloro-m-xylene	23.259	22.999	E6	1.1	0#	0.00
2	S	Decachlorobiphenyl	28.909	23.717	E6	18.0#	0#	0.00
8	L2	AR1221	298.384	291.854	E3	2.2	0#	-0.02
9	L2	AR1221 (2)	210.593	194.002	E3	7.9	0#	-0.02
10	L2	AR1221 (3)	822.230	758.526	E3	7.7	0#	-0.03
26	L6	AR1254	1.096	1.051	E6	4.1	0#	-0.01
27	L6	AR1254 (2)	1.249	1.195	E6	4.3	0#	-0.01
28	L6	AR1254 (3)	1.922	1.734	E6	9.8	0#	-0.01
29	L6	AR1254 (4)	1.745	1.745	E6	0.0	0#	-0.02
30	L6	AR1254 (5)	1.846	1.812	E6	1.8	0#	-0.02

Evaluate Continuing Calibration Report

Signal #1 : I:\GCDATA\U\102708\U0316971.D\ECD1A.CH Vial: 26
Signal #2 : I:\GCDATA\U\102708\U0316971.D\ECD2B.CH
Acq On : 10-28-08 07:49:54 Operator: AA
Sample : AR2154-3 Inst : Instrumen
Misc : 8082 STD Multiplr: 1.00
IntFile Signal #1: autoint1.e IntFile Signal #2: autoint2.e

Method : H:\GCDATA\METHODS\U_ICAL\080408AU.M (Chemstation Integrator)
Title : 8082_PCB_Method / 608_PCB
Last Update : Tue Aug 05 11:57:42 2008
Response via : Multiple Level Calibration

Min. RRF : 0.000 Min. Rel. Area : 50% Max. R.T. Dev 0.50min
Max. RRF Dev : 15% Max. Rel. Area : 150%

		Compound	AvgRF	CCRF	%Dev	Area%	Dev(min)
1	S	Tetrachloro-m-xylene	10.687	11.174 E6	-4.6	0#	0.00
2	S	Decachlorobiphenyl	14.207	11.865 E6	16.5#	0#	0.00
8	L2	AR1221	123.802	135.076 E3	-9.1	0#	0.00
9	L2	AR1221 (2)	53.449	62.345 E3	-16.6#	0#	-0.01
10	L2	AR1221 (3)	316.695	322.965 E3	-2.0	0#	-0.01
26	L6	AR1254	480.453	483.977 E3	-0.7	0#	0.00
27	L6	AR1254 (2)	754.097	746.402 E3	1.0	0#	0.00
28	L6	AR1254 (3)	733.294	739.187 E3	-0.8	0#	-0.01
29	L6	AR1254 (4)	807.148	797.940 E3	1.1	0#	-0.01
30	L6	AR1254 (5)	344.366	356.313 E3	-3.5	0#	-0.01
		Signal #2					
1	S	Tetrachloro-m-xylene	23.259	24.376 E6	-4.8	0#	-0.02
2	S	Decachlorobiphenyl	28.909	23.627 E6	18.3#	0#	0.00
8	L2	AR1221	298.384	323.695 E3	-8.5	0#	-0.03
9	L2	AR1221 (2)	210.593	206.446 E3	2.0	0#	-0.04
10	L2	AR1221 (3)	822.230	797.127 E3	3.1	0#	-0.04
26	L6	AR1254	1.096	1.112 E6	-1.5	0#	-0.02
27	L6	AR1254 (2)	1.249	1.250 E6	-0.1	0#	-0.02
28	L6	AR1254 (3)	1.922	1.811 E6	5.8	0#	-0.02
29	L6	AR1254 (4)	1.745	1.808 E6	-3.6	0#	-0.02
30	L6	AR1254 (5)	1.846	1.991 E6	-7.9	0#	-0.02

Evaluate Continuing Calibration Report

Data File : I:\GCDATA\U\102708\U0316972.D\ECD1A.CH Vial: 25
Acq On : 10-28-08 08:21:55 Operator: AA
Sample : AR1660-3 Inst : Instrumen
Misc : 8082 STD Multiplr: 1.00
IntFile : autoint1.e

Data File : I:\GCDATA\U\102708\U0316972.D\ECD2B.CH Vial: 25
Acq On : 10-28-08 08:21:54 Operator: AA
Sample : AR1660-3 Inst : Instrumen
Misc : 8082 STD Multiplr: 1.00
IntFile : autoint2.e

Method : H:\GCDATA\METHODS\U_ICAL\080408AU.M (Chemstation Integrator)
Title : 8082_PCB_Method / 608_PCB
Last Update : Tue Aug 05 11:57:42 2008
Response via : Multiple Level Calibration

Min. RRF : 0.000 Min. Rel. Area : 50% Max. R.T. Dev 0.50min
Max. RRF Dev : 15% Max. Rel. Area : 150%

		Compound	AvgRF	CCRF		%Dev	Area%	Dev(min)
1	S	Tetrachloro-m-xylene	10.687	10.700	E6	-0.1	0#	-0.01
2	S	Decachlorobiphenyl	14.207	11.085	E6	22.0#	0#	0.00
3	L1	AR1016	448.402	401.053	E3	10.6	0#	-0.02
4	L1	AR1016 (2)	625.726	564.813	E3	9.7	0#	-0.01
5	L1	AR1016 (3)	379.079	372.650	E3	1.7	0#	-0.01
6	L1	AR1016 (4)	238.873	227.209	E3	4.9	0#	-0.02
7	L1	AR1016 (5)	297.773	274.492	E3	7.8	0#	-0.01
31	L7	AR1260	723.247	625.885	E3	13.5	0#	-0.01
32	L7	AR1260 (2)	1.338	1.169	E6	12.6	0#	-0.02
33	L7	AR1260 (3)	1.043	0.876	E6	16.0#	0#	-0.01
34	L7	AR1260 (4)	1.660	1.380	E6	16.9#	0#	0.00
35	L7	AR1260 (5)	756.756	625.319	E3	17.4#	0#	0.00

Avg. 15.28

Signal #2

1	S	Tetrachloro-m-xylene	23.259	22.855	E6	1.7	0#	-0.01
2	S	Decachlorobiphenyl	28.909	23.191	E6	19.8#	0#	0.00
3	L1	AR1016	1.160	1.031	E6	11.1	0#	-0.02
4	L1	AR1016 (2)	960.037	840.356	E3	12.5	0#	-0.02
5	L1	AR1016 (3)	558.518	501.100	E3	10.3	0#	-0.01
6	L1	AR1016 (4)	715.065	651.947	E3	8.8	0#	-0.01
7	L1	AR1016 (5)	679.519	601.732	E3	11.4	0#	-0.01
31	L7	AR1260	1.840	1.562	E6	15.1#	0#	-0.01
32	L7	AR1260 (2)	2.363	2.106	E6	10.9	0#	-0.02
33	L7	AR1260 (3)	1.554	1.276	E6	17.9#	0#	0.00
34	L7	AR1260 (4)	3.189	3.157	E6	1.0	0#	-0.01
35	L7	AR1260 (5)	2.254	1.948	E6	13.6	0#	0.00

Tetra Tech NUS **INTERNAL CORRESPONDENCE**

TO: **M. MARTIN** **DATE:** **MAY 1st, 2009**

FROM: **MEGAN CARSON** **COPIES:** **DV FILE**

SUBJECT: **ORGANIC DATA VALIDATION- PCB**
LOCKHEED MIDDLE RIVER
SDG 810157

SAMPLES: 16/Soil

SB-565-2	SB-565-4	SB-565-SS0.5-1	SB-565-SS0-0.5
SB-566-SS0.5-1	SB-566-SS0-0.5	SB-569-2	SB-569-4
SB-569-SS0.5-1	SB-569-SS0-0.5	SB-569-6	SB-569-9
SB-570-2	SB-570-4	SB-570-SS0-0.5	SB-570-SS0-0.5

Overview

The sample set for Lockheed Middle River, SDG 810157 consists of sixteen (16) soil samples. The samples were analyzed for polychlorinated biphenyls (PCB).

The samples were collected by GPL Laboratories, LLLP on October 22nd, 2008 and analyzed by GPL Laboratories, LLLP. All analyses were conducted in accordance with SW-846 Method 8082 analytical and reporting protocols.

The data contained in this SDG were validated with regard to the following parameters: data completeness, holding times, initial/continuing calibrations, laboratory method blank results, surrogate spike recoveries, blank spike results, matrix spike / matrix spike duplicate results, chromatographic resolution, compound identification, compound quantitation, and detection limits. Areas of concern are listed below.

Major

- None.

Minor

- None.

Notes

- Positive results below the reporting limit but above the method detection limit were qualified as estimated (J).
- Samples SB-566-SS0-0.5DL had a high percent recovery for surrogate decachlorobiphenyl. No validation action was warranted as surrogate non-compliance was due to sample dilution.
- Samples SB-569-SS0-0.5DL had a zero percent recovery for all surrogates. Since the sample was analyzed at a 1000x dilution and was the direct cause of the poor recoveries no validation action was warranted.

- Samples SB-570-SS0-0.5 DL had a high percent recovery for surrogate tetrachloro-m-xylene on both columns. No validation action was warranted as surrogate non-compliance was due to sample dilution.

- Samples SB-570-SS0-0.5-1 DL had a high percent recovery for surrogate tetrachloro-m-xylene on both columns. No validation action was warranted as surrogate non-compliance was due to sample dilution

- The following samples were analyzed at dilutions to bring Aroclor-1260 within linear calibration range:

Sample	Dilution Factor
SB-565-2DL	5X
SB-566-SS0-0.5-DL	5X
SB-569-4DL	20X
SB-569-SS0-0.5-DL	1000X
SB-569-SS0-0.5-1-DL	40X
SB-570-4DL	2X
SB-570-SS0-0.5	20X
SB-570-SS0-0.5-1DL	10X

Executive Summary

Laboratory Performance: None.

Other Factors Affecting Data Quality: None.

The data for these analyses were reviewed with reference to Region III modifications to U.S. EPA National Functional Guidelines for Organic Data Validation (Sept. 1994). The text of this report has been formulated to address only those problem areas affecting data quality.

Megan Carson

Tetra Tech NUS
Megan Carson
Chemist/Data Validator

Edward Sedlmayer /for

Tetra Tech NUS
Joseph A. Samchuck
Quality Assurance Officer

Attachments:
Appendix A – Qualified Analytical Results

Appendix A

Qualified Analytical Results

PROJ_NO: 02135	NSAMPLE	SB-565-2			SB-565-4			SB-565-SS0.5-1			SB-565-SS0-0.5		
SDG: 810157	LAB_ID	810157-015			810157-016			810157-014			810157-013		
FRACTION: PEST/PCB	SAMP_DATE	10/22/2008			10/22/2008			10/22/2008			10/22/2008		
MEDIA: SOIL	QC_TYPE	NM			NM			NM			NM		
	UNITS	UG/KG			UG/KG			UG/KG			UG/KG		
	PCT_SOLIDS	86.3			89.6			85.1			86.1		
	DUP_OF												
PARAMETER		RESULT	VQL	QLCD	RESULT	VQL	QLCD	RESULT	VQL	QLCD	RESULT	VQL	QLCD
AROCLOR-1016		97	U		19	U		20	U		19	U	
AROCLOR-1221		97	U		19	U		20	U		19	U	
AROCLOR-1232		97	U		19	U		20	U		19	U	
AROCLOR-1242		97	U		19	U		20	U		19	U	
AROCLOR-1248		97	U		19	U		20	U		19	U	
AROCLOR-1254		97	U		19	U		20	U		19	U	
AROCLOR-1260		1000			19	U		340			210		

PROJ_NO: 02135	NSAMPLE	SB-566-SS0.5-1			SB-566-SS0-0.5			SB-569-2			SB-569-4		
SDG: 810157	LAB_ID	810157-020			810157-019			810157-003			810157-004		
FRACTION: PEST/PCB	SAMP_DATE	10/22/2008			10/22/2008			10/22/2008			10/22/2008		
MEDIA: SOIL	QC_TYPE	NM			NM			NM			NM		
	UNITS	UG/KG			UG/KG			UG/KG			UG/KG		
	PCT_SOLIDS	90.8			90.7			84.8			88.0		
	DUP_OF												
PARAMETER		RESULT	VQL	QLCD	RESULT	VQL	QLCD	RESULT	VQL	QLCD	RESULT	VQL	QLCD
AROCLOR-1016		18	U		92	U		20	U		380	U	
AROCLOR-1221		18	U		92	U		20	U		380	U	
AROCLOR-1232		18	U		92	U		20	U		380	U	
AROCLOR-1242		18	U		92	U		20	U		380	U	
AROCLOR-1248		18	U		92	U		20	U		380	U	
AROCLOR-1254		18	U		92	U		20	U		380	U	
AROCLOR-1260		11	J	P	1200			20	U		4000		

PROJ_NO: 02135	NSAMPLE	SB-569-6			SB-569-8			SB-569-SS0.5-1			SB-569-SS0-0.5		
SDG: 810157	LAB_ID	810157-005			810157-006			810157-002			810157-001		
FRACTION: PEST/PCB	SAMP_DATE	10/22/2008			10/22/2008			10/22/2008			10/22/2008		
MEDIA: SOIL	QC_TYPE	NM			NM			NM			NM		
	UNITS	UG/KG			UG/KG			UG/KG			UG/KG		
	PCT_SOLIDS	83.2			86.7			97.0			87.6		
	DUP_OF												
PARAMETER		RESULT	VQL	QLCD	RESULT	VQL	QLCD	RESULT	VQL	QLCD	RESULT	VQL	QLCD
AROCLOR-1016		20	U		19	U		690	U		19000	U	
AROCLOR-1221		20	U		19	U		690	U		19000	U	
AROCLOR-1232		20	U		19	U		690	U		19000	U	
AROCLOR-1242		20	U		19	U		690	U		19000	U	
AROCLOR-1248		20	U		19	U		690	U		19000	U	
AROCLOR-1254		20	U		19	U		690	U		19000	U	
AROCLOR-1260		33			300			7900			300000		

PROJ_NO: 02135	NSAMPLE	SB-570-2			SB-570-4			SB-570-SS0.5-1			SB-570-SS0-0.5		
SDG: 810157	LAB_ID	810157-009			810157-010			810157-008			810157-007		
FRACTION: PEST/PCB	SAMP_DATE	10/22/2008			10/22/2008			10/22/2008			10/22/2008		
MEDIA: SOIL	QC_TYPE	NM			NM			NM			NM		
	UNITS	UG/KG			UG/KG			UG/KG			UG/KG		
	PCT_SOLIDS	91.8			92.6			91.2			90.2		
	DUP_OF												
PARAMETER		RESULT	VQL	QLCD	RESULT	VQL	QLCD	RESULT	VQL	QLCD	RESULT	VQL	QLCD
AROCLOR-1016		18	U		36	U		180	U		370	U	
AROCLOR-1221		18	U		36	U		180	U		370	U	
AROCLOR-1232		18	U		36	U		180	U		370	U	
AROCLOR-1242		18	U		36	U		180	U		370	U	
AROCLOR-1248		18	U		36	U		180	U		370	U	
AROCLOR-1254		18	U		36	U		180	U		370	U	
AROCLOR-1260		18	U		390			3200			6800		

Appendix B

Results as Reported by the Laboratory

GPL Laboratories

GPL
FORM I
ANALYSIS DATA SHEET

SAMPLE NO
SB-565-2 DL

Lab Name :	GPL Laboratories	Client. :	Tetra Tech NUS
Lab Code :	GPL	SAS NO. :	
Case No. :		SDG NO :	810157
Matrix : (Soil / Water)	SOIL	Lab Sample ID :	810157-015-015-1/1
Sample Volume :	30	Lab File ID :	U0316968.D
% Moisture:	13.67	Date Received	10/23/2008
Extraction:	SW3550	Date Extracted:	10/24/2008
Extract Volume:	10 mL	Date Analyzed	10/28/2008
Injection Volume :	1 µL	Dilution Factor :	5
GPC Clean up (Y/N):	pH:		

Concentration Units (ug/L or ug/kg dry weight) : ug/kg

CAS NO	COMPOUND		Q
12674-11-2	PCB-1016	97	U
11104-28-2	PCB-1221	97	U
11141-16-5	PCB-1232	97	U
53469-21-9	PCB-1242	97	U
12672-29-6	PCB-1248	97	U
11097-69-1	PCB-1254	97	U
11096-82-5	PCB-1260	1000	

GPL Laboratories

GPL
FORM I
ANALYSIS DATA SHEET

SAMPLE NO
SB-565-4

Lab Name :	GPL Laboratories	Client. :	Tetra Tech NUS
Lab Code :	GPL	SAS NO. :	
Case No. :		SDG NO :	810157
Matrix : (Soil / Water)	SOIL	Lab Sample ID :	810157-016-016-1/1
Sample Volume :	29.99	Lab File ID :	V027990.D
% Moisture:	10.45	Date Received	10/23/2008
Extraction:	SW3550	Date Extracted:	10/24/2008
Extract Volume:	10 mL	Date Analyzed	10/25/2008
Injection Volume :	1 µL	Dilution Factor :	1
GPC Clean up (Y/N):	pH:		

Concentration Units (ug/L or ug/kg dry weight) : ug/kg

CAS NO	COMPOUND		Q
12674-11-2	PCB-1016	19	U
11104-28-2	PCB-1221	19	U
11141-16-5	PCB-1232	19	U
53469-21-9	PCB-1242	19	U
12672-29-6	PCB-1248	19	U
11097-69-1	PCB-1254	19	U
11096-82-5	PCB-1260	19	U

GPL Laboratories

GPL
FORM I
ANALYSIS DATA SHEET

SAMPLE NO
SB-565-550.5-1

Lab Name :	GPL Laboratories	Client. :	Tetra Tech NUS
Lab Code :	GPL	SAS NO. :	
Case No. :		SDG NO :	810157
Matrix : (Soil / Water)	SOIL	Lab Sample ID :	810157-014-014-1/1
Sample Volume :	30	Lab File ID :	V027988.D
% Moisture:	14.95	Date Received	10/23/2008
Extraction:	SW3550	Date Extracted:	10/24/2008
Extract Volume:	10 mL	Date Analyzed	10/25/2008
Injection Volume :	1 µL	Dilution Factor :	1
GPC Clean up (Y/N):	pH:		

Concentration Units (ug/L or ug/kg dry weight) : ug/kg

CAS NO	COMPOUND		Q
12674-11-2	PCB-1016	20	U
11104-28-2	PCB-1221	20	U
11141-16-5	PCB-1232	20	U
53469-21-9	PCB-1242	20	U
12672-29-6	PCB-1248	20	U
11097-69-1	PCB-1254	20	U
11096-82-5	PCB-1260	340	

GPL Laboratories

GPL
FORM 1
ANALYSIS DATA SHEET

SAMPLE NO
SB-565-550-0.5

Lab Name :	GPL Laboratories	Client. :	Tetra Tech NUS
Lab Code :	GPL	SAS NO. :	
Case No. :		SDG NO :	810157
Matrix : (Soil / Water)	SOIL	Lab Sample ID :	810157-013-013-1/1
Sample Volume :	30	Lab File ID :	V027987.D
% Moisture:	13.91	Date Received	10/23/2008
Extraction:	SW3550	Date Extracted:	10/24/2008
Extract Volume:	10 mL	Date Analyzed	10/25/2008
Injection Volume :	1 µL	Dilution Factor :	1
GPC Clean up (Y/N):		pH:	

Concentration Units (ug/L or ug/kg dry weight) : ug/kg

CAS NO	COMPOUND		Q
12674-11-2	PCB-1016	19	U
11104-28-2	PCB-1221	19	U
11141-16-5	PCB-1232	19	U
53469-21-9	PCB-1242	19	U
12672-29-6	PCB-1248	19	U
11097-69-1	PCB-1254	19	U
11096-82-5	PCB-1260	210	

GPL Laboratories

GPL
FORM I
ANALYSIS DATA SHEET

SAMPLE NO
SB-566-550.5-1

Lab Name :	GPL Laboratories	Client. :	Tetra Tech NUS
Lab Code :	GPL	SAS NO. :	
Case No. :		SDG NO :	810157
Matrix : (Soil / Water)	SOIL	Lab Sample ID :	810157-020-020-1/1
Sample Volume :	30	Lab File ID :	V027996.D
% Moisture:	9.2	Date Received	10/23/2008
Extraction:	SW3550	Date Extracted:	10/24/2008
Extract Volume:	10 mL	Date Analyzed	10/25/2008
Injection Volume :	1 µL	Dilution Factor :	1
GPC Clean up (Y/N):	pH:		

Concentration Units (ug/L or ug/kg dry weight) : ug/kg

CAS NO	COMPOUND		Q
12674-11-2	PCB-1016	18	U
11104-28-2	PCB-1221	18	U
11141-16-5	PCB-1232	18	U
53469-21-9	PCB-1242	18	U
12672-29-6	PCB-1248	18	U
11097-69-1	PCB-1254	18	U
11096-82-5	PCB-1260	11	J

GPL Laboratories

GPL
FORM I
ANALYSIS DATA SHEET

SAMPLE NO
SB-566-550-0.5 DL

Lab Name :	GPL Laboratories	Client. :	Tetra Tech NUS
Lab Code :	GPL	SAS NO. :	
Case No. :		SDG NO :	810157
Matrix : (Soil / Water)	SOIL	Lab Sample ID :	810157-019-019-1/1
Sample Volume :	30	Lab File ID :	U0316969.D
% Moisture:	9.31	Date Received	10/23/2008
Extraction:	SW3550	Date Extracted:	10/24/2008
Extract Volume:	10 mL	Date Analyzed	10/28/2008
Injection Volume :	1 µL	Dilution Factor :	5
GPC Clean up (Y/N):	pH:		

Concentration Units (ug/L or ug/kg dry weight) : ug/kg

CAS NO	COMPOUND		Q
12674-11-2	PCB-1016	92	U
11104-28-2	PCB-1221	92	U
11141-16-5	PCB-1232	92	U
53469-21-9	PCB-1242	92	U
12672-29-6	PCB-1248	92	U
11097-69-1	PCB-1254	92	U
11096-82-5	PCB-1260	1200	

GPL Laboratories

GPL
FORM 1
ANALYSIS DATA SHEET

SAMPLE NO
SB-569-2

Lab Name :	GPL Laboratories	Client. :	Tetra Tech NUS
Lab Code :	GPL	SAS NO. :	
Case No. :		SDG NO :	810157
Matrix : (Soil / Water)	SOIL	Lab Sample ID :	810157-003-003-1/1
Sample Volume :	30	Lab File ID :	V027977.D
% Moisture:	15.2	Date Received	10/23/2008
Extraction:	SW3550	Date Extracted:	10/24/2008
Extract Volume:	10 mL	Date Analyzed	10/25/2008
Injection Volume :	1 µL	Dilution Factor :	1
GPC Clean up (Y/N):	pH:		

Concentration Units (ug/L or ug/kg dry weight) : ug/kg

CAS NO	COMPOUND		Q
12674-11-2	PCB-1016	20	U
11104-28-2	PCB-1221	20	U
11141-16-5	PCB-1232	20	U
53469-21-9	PCB-1242	20	U
12672-29-6	PCB-1248	20	U
11097-69-1	PCB-1254	20	U
11096-82-5	PCB-1260	20	U

GPL Laboratories

GPL
FORM 1
ANALYSIS DATA SHEET

SAMPLE NO
SB-569-4 DL

Lab Name :	GPL Laboratories	Client. :	Tetra Tech NUS
Lab Code :	GPL	SAS NO. :	
Case No. :		SDG NO :	810157
Matrix : (Soil / Water)	SOIL	Lab Sample ID :	810157-004-004-1/1
Sample Volume :	30	Lab File ID :	U0316964.D
% Moisture:	12.05	Date Received	10/23/2008
Extraction:	SW3550	Date Extracted:	10/24/2008
Extract Volume:	10 mL	Date Analyzed	10/27/2008
Injection Volume :	1 µL	Dilution Factor :	20
GPC Clean up (Y/N):	pH:		

Concentration Units (ug/L or ug/kg dry weight) : ug/kg

CAS NO	COMPOUND		Q
12674-11-2	PCB-1016	380	U
11104-28-2	PCB-1221	380	U
11141-16-5	PCB-1232	380	U
53469-21-9	PCB-1242	380	U
12672-29-6	PCB-1248	380	U
11097-69-1	PCB-1254	380	U
11096-82-5	PCB-1260	4000	

GPL Laboratories

GPL
FORM I
ANALYSIS DATA SHEET

SAMPLE NO
SB-569-550.5-1 DL

Lab Name :	GPL Laboratories	Client. :	Tetra Tech NUS
Lab Code :	GPL	SAS NO. :	
Case No. :		SDG NO :	810157
Matrix : (Soil / Water)	SOIL	Lab Sample ID :	810157-002-002-1/1
Sample Volume :	30.02	Lab File ID :	U0316963.D
% Moisture:	3.01	Date Received	10/23/2008
Extraction:	SW3550	Date Extracted:	10/24/2008
Extract Volume:	10 mL	Date Analyzed	10/27/2008
Injection Volume :	1 µL	Dilution Factor :	40
GPC Clean up (Y/N):	pH:		

Concentration Units (ug/L or ug/kg dry weight) : ug/kg

CAS NO	COMPOUND		Q
12674-11-2	PCB-1016	690	U
11104-28-2	PCB-1221	690	U
11141-16-5	PCB-1232	690	U
53469-21-9	PCB-1242	690	U
12672-29-6	PCB-1248	690	U
11097-69-1	PCB-1254	690	U
11096-82-5	PCB-1260	7900	

GPL Laboratories

GPL
FORM I
ANALYSIS DATA SHEET

SAMPLE NO
SB-569-550-0.5 DL

Lab Name :	GPL Laboratories	Client. :	Tetra Tech NUS
Lab Code :	GPL	SAS NO. :	
Case No. :		SDG NO :	810157
Matrix : (Soil / Water)	SOIL	Lab Sample ID :	810157-001-001-1/1
Sample Volume :	30	Lab File ID :	U0316977.D
% Moisture:	12.43	Date Received	10/23/2008
Extraction:	SW3550	Date Extracted:	10/24/2008
Extract Volume:	10 mL	Date Analyzed	10/28/2008
Injection Volume :	1 µL	Dilution Factor :	1000
GPC Clean up (Y/N):	pH:		

Concentration Units (ug/L or ug/kg dry weight) : ug/kg

CAS NO	COMPOUND		Q
12674-11-2	PCB-1016	19000	U
11104-28-2	PCB-1221	19000	U
11141-16-5	PCB-1232	19000	U
53469-21-9	PCB-1242	19000	U
12672-29-6	PCB-1248	19000	U
11097-69-1	PCB-1254	19000	U
11096-82-5	PCB-1260	300000	

GPL Laboratories

GPL
FORM I
ANALYSIS DATA SHEET

SAMPLE NO
SB-569-6

Lab Name :	GPL Laboratories	Client. :	Tetra Tech NUS
Lab Code :	GPL	SAS NO. :	
Case No. :		SDG NO :	810157
Matrix : (Soil / Water)	SOIL	Lab Sample ID :	810157-005-005-1/1
Sample Volume :	30	Lab File ID :	U0317045.D
% Moisture:	16.82	Date Received	10/23/2008
Extraction:	SW3550	Date Extracted:	10/29/2008
Extract Volume:	10 mL	Date Analyzed	10/30/2008
Injection Volume :	1 µL	Dilution Factor :	1
GPC Clean up (Y/N):	pH:		

Concentration Units (ug/L or ug/kg dry weight) : ug/kg

CAS NO	COMPOUND		Q
12674-11-2	PCB-1016	20	U
11104-28-2	PCB-1221	20	U
11141-16-5	PCB-1232	20	U
53469-21-9	PCB-1242	20	U
12672-29-6	PCB-1248	20	U
11097-69-1	PCB-1254	20	U
11096-82-5	PCB-1260	33	

GPL Laboratories

GPL
FORM I
ANALYSIS DATA SHEET

SAMPLE NO
SB-569-8

Lab Name :	GPL Laboratories	Client. :	Tetra Tech NUS
Lab Code :	GPL	SAS NO. :	
Case No. :		SDG NO :	810157
Matrix : (Soil / Water)	SOIL	Lab Sample ID :	810157-006-006-1/1
Sample Volume :	30	Lab File ID :	U0317046.D
% Moisture:	13.32	Date Received	10/23/2008
Extraction:	SW3550	Date Extracted:	10/29/2008
Extract Volume:	10 mL	Date Analyzed	10/30/2008
Injection Volume :	1 µL	Dilution Factor :	1
GPC Clean up (Y/N):	pH:		

Concentration Units (ug/L or ug/kg dry weight) : ug/kg

CAS NO	COMPOUND		Q
12674-11-2	PCB-1016	19	U
11104-28-2	PCB-1221	19	U
11141-16-5	PCB-1232	19	U
53469-21-9	PCB-1242	19	U
12672-29-6	PCB-1248	19	U
11097-69-1	PCB-1254	19	U
11096-82-5	PCB-1260	300	

GPL Laboratories

GPL
FORM I
ANALYSIS DATA SHEET

SAMPLE NO
SB-570-2

Lab Name :	GPL Laboratories	Client. :	Tetra Tech NUS
Lab Code :	GPL	SAS NO. :	
Case No. :		SDG NO :	810157
Matrix : (Soil / Water)	SOIL	Lab Sample ID :	810157-009-009-1/1
Sample Volume :	30.01	Lab File ID :	V027985.D
% Moisture:	8.21	Date Received	10/23/2008
Extraction:	SW3550	Date Extracted:	10/24/2008
Extract Volume:	10 mL	Date Analyzed	10/25/2008
Injection Volume :	1 µL	Dilution Factor :	1
GPC Clean up (Y/N):	pH:		

Concentration Units (ug/L or ug/kg dry weight) : ug/kg

CAS NO	COMPOUND		Q
12674-11-2	PCB-1016	18	U
11104-28-2	PCB-1221	18	U
11141-16-5	PCB-1232	18	U
53469-21-9	PCB-1242	18	U
12672-29-6	PCB-1248	18	U
11097-69-1	PCB-1254	18	U
11096-82-5	PCB-1260	18	U

GPL Laboratories

GPL
FORM I
ANALYSIS DATA SHEET

SAMPLE NO
SB-570-4 DL

Lab Name :	GPL Laboratories	Client. :	Tetra Tech NUS
Lab Code :	GPL	SAS NO. :	
Case No. :		SDG NO :	810157
Matrix : (Soil / Water)	SOIL	Lab Sample ID :	810157-010-010-1/1
Sample Volume :	30.02	Lab File ID :	U0316976.D
% Moisture:	7.41	Date Received	10/23/2008
Extraction:	SW3550	Date Extracted:	10/24/2008
Extract Volume:	10 mL	Date Analyzed	10/28/2008
Injection Volume :	1 µL	Dilution Factor :	2
GPC Clean up (Y/N):	pH:		

Concentration Units (ug/L or ug/kg dry weight) : ug/kg

CAS NO	COMPOUND		Q
12674-11-2	PCB-1016	36	U
11104-28-2	PCB-1221	36	U
11141-16-5	PCB-1232	36	U
53469-21-9	PCB-1242	36	U
12672-29-6	PCB-1248	36	U
11097-69-1	PCB-1254	36	U
11096-82-5	PCB-1260	390	

GPL Laboratories

GPL
FORM 1
ANALYSIS DATA SHEET

SAMPLE NO
SB-570-550-0.5 DL

Lab Name :	GPL Laboratories	Client. :	Tetra Tech NUS
Lab Code :	GPL	SAS NO. :	
Case No. :		SDG NO :	810157
Matrix : (Soil / Water)	SOIL	Lab Sample ID :	810157-007-007-1/1
Sample Volume :	30	Lab File ID :	U0316965.D
% Moisture:	9.77	Date Received	10/23/2008
Extraction:	SW3550	Date Extracted:	10/24/2008
Extract Volume:	10 mL	Date Analyzed	10/28/2008
Injection Volume :	1 µL	Dilution Factor :	20
GPC Clean up (Y/N):	pH:		

Concentration Units (ug/L or ug/kg dry weight) : ug/kg

CAS NO	COMPOUND		Q
12674-11-2	PCB-1016	370	U
11104-28-2	PCB-1221	370	U
11141-16-5	PCB-1232	370	U
53469-21-9	PCB-1242	370	U
12672-29-6	PCB-1248	370	U
11097-69-1	PCB-1254	370	U
11096-82-5	PCB-1260	6800	

GPL Laboratories

GPL
FORM I
ANALYSIS DATA SHEET

SAMPLE NO
SB-570-550-0.5-1 DL

Lab Name :	GPL Laboratories	Client. :	Tetra Tech NUS
Lab Code :	GPL	SAS NO. :	
Case No. :		SDG NO :	810157
Matrix : (Soil / Water)	SOIL	Lab Sample ID :	810157-008-008-1/1
Sample Volume :	30.03	Lab File ID :	U0316966.D
% Moisture:	8.84	Date Received	10/23/2008
Extraction:	SW3550	Date Extracted:	10/24/2008
Extract Volume:	10 mL	Date Analyzed	10/28/2008
Injection Volume :	1 µL	Dilution Factor :	10
GPC Clean up (Y/N):	pH:		

Concentration Units (ug/L or ug/kg dry weight) : ug/kg

CAS NO	COMPOUND		Q
12674-11-2	PCB-1016	180	U
11104-28-2	PCB-1221	180	U
11141-16-5	PCB-1232	180	U
53469-21-9	PCB-1242	180	U
12672-29-6	PCB-1248	180	U
11097-69-1	PCB-1254	180	U
11096-82-5	PCB-1260	3200	

Appendix C

Support Documentation

SDG 810157

SORT	UNITS	NSAMPLE	LAB_ID	QC_TYPE	SAMP_DATE	EXTR_DATE	ANAL_DATE	SMP_EXTR	EXTR_ANL	SMP_ANL
PCS	%	SB-565-4	810157-016	NM	10/22/2008	12/30/1899	10/28/2008	-4E+04	39749	6
PCS	%	SB-570-8	810157-012	NM	10/22/2008	12/30/1899	10/28/2008	-4E+04	39749	6
PCS	%	SB-565-2	810157-015	NM	10/22/2008	12/30/1899	10/28/2008	-4E+04	39749	6
PCS	%	SB-565-550.5-1	810157-014	NM	10/22/2008	12/30/1899	10/28/2008	-4E+04	39749	6
PCS	%	SB-565-550-0.5	810157-013	NM	10/22/2008	12/30/1899	10/28/2008	-4E+04	39749	6
PCS	%	SB-566-550.5-1	810157-020	NM	10/22/2008	12/30/1899	10/28/2008	-4E+04	39749	6
PCS	%	SB-566-550-0.5	810157-019	NM	10/22/2008	12/30/1899	10/28/2008	-4E+04	39749	6
PCS	%	SB-569-2	810157-003	NM	10/22/2008	12/30/1899	10/28/2008	-4E+04	39749	6
PCS	%	SB-569-4	810157-004	NM	10/22/2008	12/30/1899	10/28/2008	-4E+04	39749	6
PCS	%	SB-570-550-0.5-	810157-008	NM	10/22/2008	12/30/1899	10/28/2008	-4E+04	39749	6
PCS	%	SB-569-550-0.5	810157-001	NM	10/22/2008	12/30/1899	10/28/2008	-4E+04	39749	6
PCS	%	SB-569-6	810157-005	NM	10/22/2008	12/30/1899	10/28/2008	-4E+04	39749	6
PCS	%	SB-569-8	810157-006	NM	10/22/2008	12/30/1899	10/28/2008	-4E+04	39749	6
PCS	%	SB-570-2	810157-009	NM	10/22/2008	12/30/1899	10/28/2008	-4E+04	39749	6
PCS	%	SB-570-4	810157-010	NM	10/22/2008	12/30/1899	10/28/2008	-4E+04	39749	6

SORT	UNITS	NSAMPLE	LAB_ID	QC_TYPE	SAMP_DATE	EXTR_DATE	ANAL_DATE	SMP_EXTR	EXTR_ANL	SMP_ANL
PCS	%	SB-570-550-0.5	810157-007	NM	10/22/2008	12/30/1899	10/28/2008	-	39749	6
PCS	%	SB-570-6	810157-011	NM	10/22/2008	12/30/1899	10/28/2008	-	39749	6
PCS	%	SB-569-550.5-1	810157-002	NM	10/22/2008	12/30/1899	10/28/2008	-	39749	6
PCB	%	SB-569-550-0.5	810157-001	NM	10/22/2008	12/30/1899	10/28/2008	-	39749	6
PCB	%	SB-569-6	810157-005	NM	10/22/2008	12/30/1899	10/30/2008	-	39751	8
PCB	%	SB-569-8	810157-006	NM	10/22/2008	12/30/1899	10/30/2008	-	39751	8
PCB	%	SB-570-2	810157-009	NM	10/22/2008	12/30/1899	10/25/2008	-	39746	3
PCB	%	SB-569-550.5-1	810157-002	NM	10/22/2008	12/30/1899	10/27/2008	-	39748	5
PCB	%	SB-570-550-0.5	810157-007	NM	10/22/2008	12/30/1899	10/28/2008	-	39749	6
PCB	%	SB-566-550.5-1	810157-020	NM	10/22/2008	12/30/1899	10/25/2008	-	39746	3
PCB	%	SB-570-4	810157-010	NM	10/22/2008	12/30/1899	10/28/2008	-	39749	6
PCB	%	SB-565-2	810157-015	NM	10/22/2008	12/30/1899	10/28/2008	-	39749	6
PCB	%	SB-569-4	810157-004	NM	10/22/2008	12/30/1899	10/27/2008	-	39748	5
PCB	%	SB-565-4	810157-016	NM	10/22/2008	12/30/1899	10/25/2008	-	39746	3
PCB	%	SB-566-550-0.5	810157-019	NM	10/22/2008	12/30/1899	10/28/2008	-	39749	6
PCB	%	SB-565-550-0.5	810157-013	NM	10/22/2008	12/30/1899	10/25/2008	-	39746	3
PCB	%	SB-565-550.5-1	810157-014	NM	10/22/2008	12/30/1899	10/25/2008	-	39746	3
PCB	%	SB-570-550-0.5-	810157-008	NM	10/22/2008	12/30/1899	10/28/2008	-	39749	6

SORT	UNITS	NSAMPLE	LAB_ID	QC_TYPE	SAMP_DATE	EXTR_DATE	ANAL_DATE	SMP_EXTR	EXTR_ANL	SMP_ANL
PCB	%	SB-569-2	810157-003	NM	10/22/2008	12/30/1899	10/25/2008	-4E+04	39746	3
PCB	UG/KG	SB-569-550-0.5	810157-001	NM	10/22/2008	12/30/1899	10/28/2008	-4E+04	39749	6
PCB	UG/KG	SB-565-2	810157-015	NM	10/22/2008	12/30/1899	10/28/2008	-4E+04	39749	6
PCB	UG/KG	SB-565-4	810157-016	NM	10/22/2008	12/30/1899	10/25/2008	-4E+04	39746	3
PCB	UG/KG	SB-565-550.5-1	810157-014	NM	10/22/2008	12/30/1899	10/25/2008	-4E+04	39746	3
PCB	UG/KG	SB-565-550-0.5	810157-013	NM	10/22/2008	12/30/1899	10/25/2008	-4E+04	39746	3
PCB	UG/KG	SB-566-550.5-1	810157-020	NM	10/22/2008	12/30/1899	10/25/2008	-4E+04	39746	3
PCB	UG/KG	SB-566-550-0.5	810157-019	NM	10/22/2008	12/30/1899	10/28/2008	-4E+04	39749	6
PCB	UG/KG	SB-569-2	810157-003	NM	10/22/2008	12/30/1899	10/25/2008	-4E+04	39746	3
PCB	UG/KG	SB-569-550.5-1	810157-002	NM	10/22/2008	12/30/1899	10/27/2008	-4E+04	39748	5
PCB	UG/KG	SB-569-6	810157-005	NM	10/22/2008	12/30/1899	10/30/2008	-4E+04	39751	8
PCB	UG/KG	SB-569-8	810157-006	NM	10/22/2008	12/30/1899	10/30/2008	-4E+04	39751	8
PCB	UG/KG	SB-570-2	810157-009	NM	10/22/2008	12/30/1899	10/25/2008	-4E+04	39746	3
PCB	UG/KG	SB-570-4	810157-010	NM	10/22/2008	12/30/1899	10/28/2008	-4E+04	39749	6
PCB	UG/KG	SB-570-550-0.5	810157-007	NM	10/22/2008	12/30/1899	10/28/2008	-4E+04	39749	6
PCB	UG/KG	SB-570-550-0.5-	810157-008	NM	10/22/2008	12/30/1899	10/28/2008	-4E+04	39749	6
PCB	UG/KG	SB-569-4	810157-004	NM	10/22/2008	12/30/1899	10/27/2008	-4E+04	39748	5

Megan Carson Lockheed-Blocke

SDG-810157 Sample: SB-569-550-0.5

%S = 87.57% FV = 10mL EV = 30.0g DF = 1000

$$\frac{545600000}{723200} = 754.42$$

$$\frac{1089300000}{1338000} = 814.12$$

$$\frac{856200000}{1043000} = 820.90$$

$$\frac{1191400000}{1660000} = 717.71$$

$$\frac{565600000}{756800} = \frac{747.36}{3854.51/5} = 770.90$$

$$\frac{770.90 \times 10mL}{30.0g \times .8757\%S} \times 1000 = 293441.99 \text{ ug/kg}$$

Quantitation Report

Data File : I:\GCDATA\U\102708\U0316977.D\ECD1A.CH
Acq On : 10-28-08 11:40:22
Sample : 810157-001-001-1/1 1000X
Misc : SB-569-550-0.5 DL
IntFile : autoint1.e

Vial: 31
Operator: AA
Inst : Instrumen
Multiplr: 1.00

Data File : I:\GCDATA\U\102708\U0316977.D\ECD2B.CH
Acq On : 10-28-08 11:40:23
Sample : 810157-001-001-1/1 1000X
Misc : SB-569-550-0.5 DL
IntFile : autoint2.e

Vial: 31
Operator: AA
Inst : Instrumen
Multiplr: 1.00

Quant Time: Oct 28 14:17 2008 Quant Results File: 080408AU.RES

Quant Method : H:\GCDATA\METHODS\U_ICAL\080408AU.M (Chemstation Integrator)
Title : 8082_PCB_Method / 608_PCB
Last Update : Tue Aug 05 11:57:42 2008
Response via : Multiple Level Calibration
DataAcq Meth : PEST32UT.M

Volume Inj. : 1.0uL
Signal #1 Phase : RTx-CLP
Signal #1 Info : 0.32

Signal #2 Phase: RTx-CLP2
Signal #2 Info : 0.32

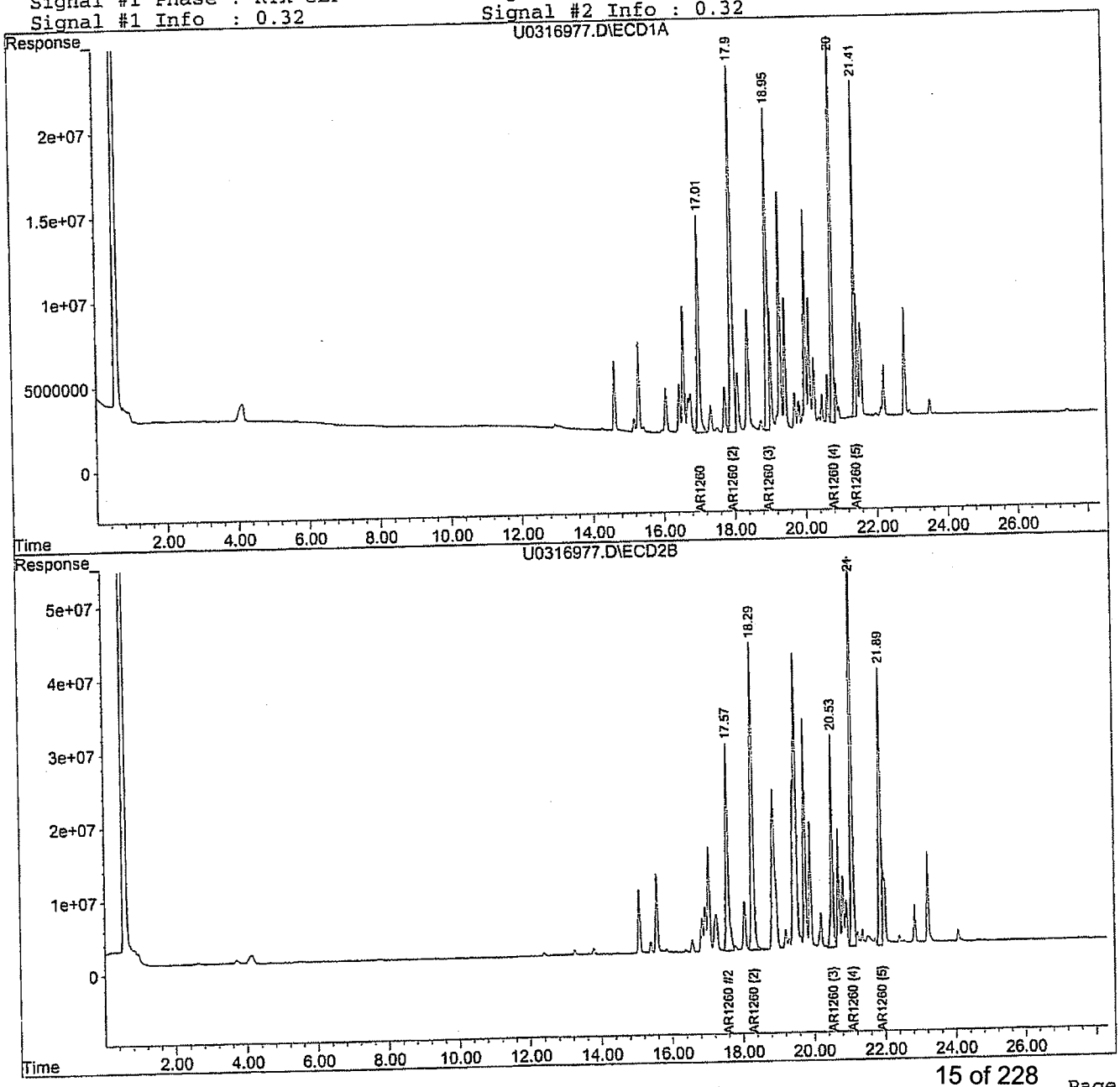

Quantitation Report

Signal #1 : I:\GCDATA\U\102708\U0316970.D\ECD1A.CH Vial: 25
Signal #2 : I:\GCDATA\U\102708\U0316970.D\ECD2B.CH
Acq On : 10-28-08 02:45:15 Operator: AA
Sample : AR1660-3 Inst : Instrumen
Misc : 8082 STD Multiplr: 1.00
IntFile Signal #1: autoint1.e IntFile Signal #2: autoint2.e
Quant Time: Oct 28 9:44 2008 Quant Results File: 080408AU.RES

Quant Method : H:\GCDATA\METHODS\U_ICAL\080408AU.M (Chemstation Integrator)
Title : 8082_PCB_Method / 608_PCB
Last Update : Tue Aug 05 11:57:42 2008
Response via : Multiple Level Calibration
DataAcq Meth : PEST32UT.M

Volume Inj. : 1.0uL
Signal #1 Phase : RTx-CLP Signal #2 Phase: RTx-CLP2
Signal #1 Info : 0.32 Signal #2 Info : 0.32

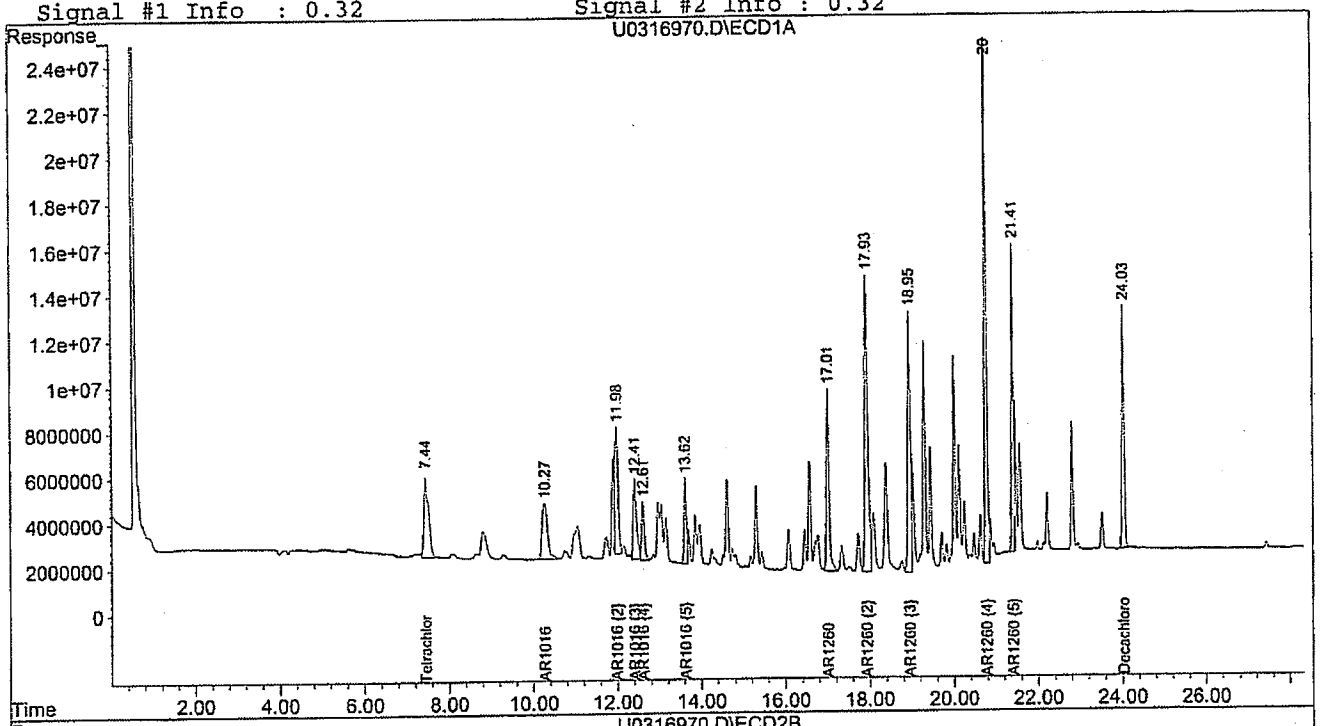

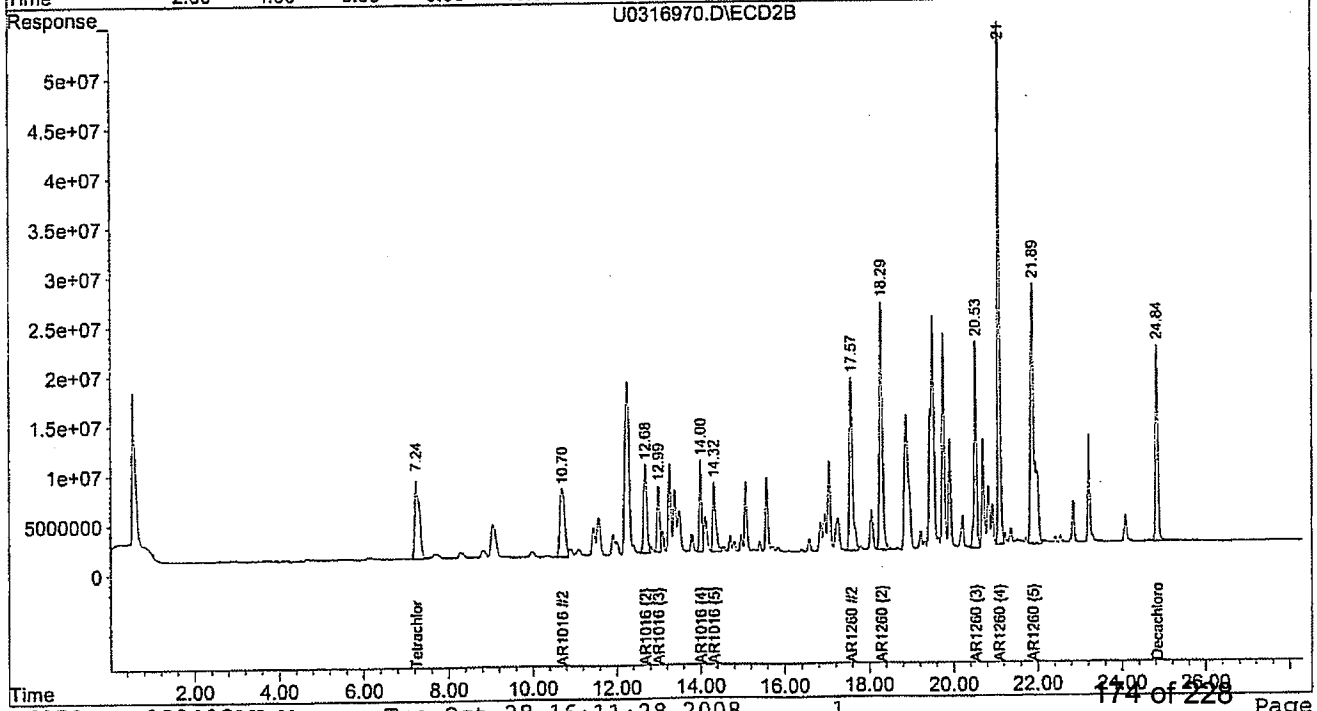

The Case Narrative, Chain of Custody, Sample Receipt Checklist, and the cover page of the Sample Analysis Report, are integral parts of GPL Laboratories' report package. If you did not receive all of these documents, please contact GPL immediately.

Sample Receipt

Twenty soil samples were received on 10/23/2008. The samples were delivered by GPL courier. Sample receipt conditions and temperatures are documented on the Sample Receipt checklist.

Of the twenty soil samples that were delivered 6 were placed on hold based on information in the Chain-of-Custody.

Sample Analysis

Samples were prepared and analyzed by GPL using the analytical methodologies indicated on the Sample Analysis Summary Report. In some chromatographic analyses, manual integration is used instead of automated integration because it produces more accurate results. All manual integrations are denoted on the sample quantitation report. Analysis results and limits for soil are reported on a dry weight basis unless otherwise specified on the report.

PCBs

eighteen soil samples were extracted and analyzed for PCB compounds using EPA SW846 method 8082.
All extraction and analysis holding times were met.

Based on the Chain-of-Custody the following samples were placed on hold pending initial results:

SB-569-6 (GPL Lab ID: 810157-005)
SB-569-8 (GPL Lab ID: 810157-006)
SB-570-6 (GPL Lab ID: 810157-011)
SB-570-8 (GPL Lab ID: 810157-012)
SB-565-6 (GPL Lab ID: 810157-017)
SB-565-8 (GPL Lab ID: 810157-018)

Based on enclosed results, samples SB-569-6 (GPL Lab ID: 810157-005), and SB-569-8 (GPL Lab ID: 810157-006) were analyzed. Due to laboratory error, samples SB-565-6 (GPL Lab ID: 810157-017), and
SB-565-8 (GPL Lab ID: 810157-018) were analyzed, though previous sampling did not meet the requirements. Tetra Tech NUS will not be billed for these samples.

Surrogate recoveries for sample SB-569-550-0.5 could not be calculated due to high dilution factor(1000x).
Surrogate recovery for TCMX in samples SB-570-550-0.5-1 and SB-570-550-0.5 on both columns were above QC limits due to high dilution factor. Surrogate recovery for DCB in samples SB-566-550-0.5-on column RTx-CLP-2 was slightly above QC limits due to matrix interference. All other surrogates recoveries were well within the QC limits.
A matrix spike and matrix spike duplicate were performed on sample SB-569-2. All recoveries were within QC limits.
A matrix spike and matrix spike duplicate were shared with work order 810187. All recoveries were within QC limits.

A laboratory control sample was extracted and analyzed along with the each batch.All spike recoveries were within QC limits.
Samples SB-569-550-0.5, SB-569-550-5-1, SB-570-550-0.5-1, SB-570-550-0.5 , SB-570-4, SB-569-4, SB-566-550-0.5and SB-565-2 were diluted at different level to met the QC limits.

Reviewed By,

Project Manager

Approved By,

Laboratory Director

GPL Laboratories, LLLP

Sample Summary Report

Tetra Tech NUS

Work Order: 810157

Client Sample ID	Lab Sample ID	Analytical Method	Matrix	Date Sampled	Date Recieved
SB-565-2	810157-015-015-1/1	CLP_SOLIDS	SOIL	10/22/2008	10/23/2008
SB-565-2 DL	810157-015-015-1/1 DL	SW8082	SOIL	10/22/2008	10/23/2008
SB-565-4	810157-016-016-1/1	SW8082	SOIL	10/22/2008	10/23/2008
	810157-016-016-1/1	CLP_SOLIDS			
SB-565-550-0.5	810157-013-013-1/1	SW8082	SOIL	10/22/2008	10/23/2008
	810157-013-013-1/1	CLP_SOLIDS			
SB-565-550.5-1	810157-014-014-1/1	SW8082	SOIL	10/22/2008	10/23/2008
	810157-014-014-1/1	CLP_SOLIDS			
SB-565-6	810157-017-017-1/1	SW8082	SOIL	10/22/2008	10/23/2008
	810157-017-017-1/1	CLP_SOLIDS			
SB-565-8	810157-018-018-1/1	SW8082	SOIL	10/22/2008	10/23/2008
	810157-018-018-1/1	CLP_SOLIDS			
SB-566-550-0.5	810157-019-019-1/1	CLP_SOLIDS	SOIL	10/22/2008	10/23/2008
SB-566-550-0.5 DL	810157-019-019-1/1 DL	SW8082	SOIL	10/22/2008	10/23/2008
SB-566-550.5-1	810157-020-020-1/1	SW8082	SOIL	10/22/2008	10/23/2008
	810157-020-020-1/1	CLP_SOLIDS			
SB-569-2	810157-003-003-1/1	SW8082	SOIL	10/22/2008	10/23/2008
	810157-003-003-1/1	CLP_SOLIDS			
SB-569-4	810157-004-004-1/1	CLP_SOLIDS	SOIL	10/22/2008	10/23/2008
SB-569-4 DL	810157-004-004-1/1 DL	SW8082	SOIL	10/22/2008	10/23/2008
SB-569-550-0.5	810157-001-001-1/1	CLP_SOLIDS	SOIL	10/22/2008	10/23/2008
SB-569-550-0.5 DL	810157-001-001-1/1 DL	SW8082	SOIL	10/22/2008	10/23/2008
SB-569-550.5-1	810157-002-002-1/1	CLP_SOLIDS	SOIL	10/22/2008	10/23/2008
SB-569-550.5-1 DL	810157-002-002-1/1 DL	SW8082	SOIL	10/22/2008	10/23/2008
SB-569-6	810157-005-005-1/1	SW8082	SOIL	10/22/2008	10/23/2008
	810157-005-005-1/1	CLP_SOLIDS			

Sample Summary Report

Tetra Tech NUS

Work Order: 810157

Client Sample ID	Lab Sample ID	Analytical Method	Matrix	Date Sampled	Date Recieved
SB-569-8	810157-006-006-1/1 810157-006-006-1/1	SW8082 CLP_SOLIDS	SOIL	10/22/2008	10/23/2008
SB-570-2	810157-009-009-1/1 810157-009-009-1/1	SW8082 CLP_SOLIDS	SOIL	10/22/2008	10/23/2008
SB-570-4	810157-010-010-1/1	CLP_SOLIDS	SOIL	10/22/2008	10/23/2008
SB-570-4 DL	810157-010-010-1/1 DL	SW8082	SOIL	10/22/2008	10/23/2008
SB-570-550-0.5	810157-007-007-1/1	CLP_SOLIDS	SOIL	10/22/2008	10/23/2008
SB-570-550-0.5 DL	810157-007-007-1/1 DL	SW8082	SOIL	10/22/2008	10/23/2008
SB-570-550-0.5-1	810157-008-008-1/1	CLP_SOLIDS	SOIL	10/22/2008	10/23/2008
SB-570-550-0.5-1 DL	810157-008-008-1/1 DL	SW8082	SOIL	10/22/2008	10/23/2008
SB-570-6	810157-011-011-1/1	CLP_SOLIDS	SOIL	10/22/2008	10/23/2008
SB-570-8	810157-012-012-1/1	CLP_SOLIDS	SOIL	10/22/2008	10/23/2008

GPL Laboratories

GPL
FORM 4
PESTICIDE METHOD BLANK SUMMARY

SAMPLE NO
BLK106278

Lab Name :	GPL Laboratories	Client. :	Tetra Tech NUS
Lab Code :	GPL	SAS NO. :	106278
Lab File ID :	V027973.D	SDG NO :	810157
Date Extracted :	10/24/2008	Lab Sample ID :	BLK106278
Date Analyzed(1)	10/25/2008	Time Analyzed (1):	04:50
Date Analyzed (2)	10/25/2008	Time Analyzed(2)	04:50
GC Column(1)	RTx-CLP ID : _____ (mm)	GC Column(2) :	RTx-CLP2 ID : _____ (mm)
Matrix :(Soil/Water).	SOIL	Extraction:	SepF / Cont / Sonc
Sulfur Cleanup:(Y/N).	_____		

THIS METHOD BLANK APPLIES TO THE FOLLOWING SAMPLES,MS AND MSD :

Client Sample ID	Lab Sample ID	Date Analyzed 1	Date Analyzed 2
SB-569-550.5-1 DL	810157-002-002-1/1	10/27/2008	10/27/2008
SB-569-4 DL	810157-004-004-1/1	10/27/2008	10/27/2008
SB-570-550-0.5 DL	810157-007-007-1/1	10/28/2008	10/28/2008
SB-570-550-0.5-1 DL	810157-008-008-1/1	10/28/2008	10/28/2008
SB-565-2 DL	810157-015-015-1/1	10/28/2008	10/28/2008
SB-566-550-0.5 DL	810157-019-019-1/1	10/28/2008	10/28/2008
SB-570-4 DL	810157-010-010-1/1	10/28/2008	10/28/2008
SB-569-550-0.5 DL	810157-001-001-1/1	10/28/2008	10/28/2008
BKS106278	BKS106278	10/25/2008	10/25/2008
SB-569-2	810157-003-003-1/1	10/25/2008	10/25/2008
SB-569-2MS	810157-003-003-1/1MS	10/25/2008	10/25/2008
SB-569-2MSD	810157-003-003-1/1MSD	10/25/2008	10/25/2008
SB-570-2	810157-009-009-1/1	10/25/2008	10/25/2008
SB-565-550-0.5	810157-013-013-1/1	10/25/2008	10/25/2008
SB-565-550.5-1	810157-014-014-1/1	10/25/2008	10/25/2008
SB-565-4	810157-016-016-1/1	10/25/2008	10/25/2008
SB-565-6	810157-017-017-1/1	10/25/2008	10/25/2008
SB-565-8	810157-018-018-1/1	10/25/2008	10/25/2008
SB-566-550.5-1	810157-020-020-1/1	10/25/2008	10/25/2008

GPL Laboratories

GPL
FORM 1
ANALYSIS DATA SHEET

SAMPLE NO
BLK106278

Lab Name :	GPL Laboratories	Client. :	Tetra Tech NUS
Lab Code :	GPL	SAS NO. :	
Case No. :		SDG NO :	810157
Matrix : (Soil / Water)	SOIL	Lab Sample ID :	BLK106278
Sample Volume :	30	Lab File ID :	V027973.D
% Moisture:		Date Received	
Extraction:	SW3550	Date Extracted:	10/24/2008
Extract Volume:	10 mL	Date Analyzed	10/25/2008
Injection Volume :	1 µL	Dilution Factor :	1
GPC Clean up (Y/N):	pH:		

Concentration Units (ug/L or ug/kg dry weight) : ug/kg

CAS NO	COMPOUND		Q
12674-11-2	PCB-1016	17	U
11104-28-2	PCB-1221	17	U
11141-16-5	PCB-1232	17	U
53469-21-9	PCB-1242	17	U
12672-29-6	PCB-1248	17	U
11097-69-1	PCB-1254	17	U
11096-82-5	PCB-1260	17	U

GPL Laboratories

LCS SUMMARY

SAMPLE NO
BKS106278

Lab Name : GPL Laboratories
Lab Code : GPL
Matrix : SOIL
Method : SW8082

Contract. : Middle River Complex, Maryland
SDG NO : 810157
Lab Sample ID : BKS106278
Analysis Date : 10/25/2008

COMPOUND	SPIKE ADDED (ug/kg)	BLANK CONCENTRATION (ug/kg)	LCS CONCENTRATION (ug/kg)	LCS % REC	QC LIMTS
PCB-1016	170	0	150	90	40-140
PCB-1260	170	0	150	86	60-130

* Values Outside of QC Limits.

Spike recovery : 0 out of 2 outside limits

GPL Laboratories

GPL
FORM 1
ANALYSIS DATA SHEET

SAMPLE NO
BKS106278

Lab Name :	GPL Laboratories	Client. :	Tetra Tech NUS
Lab Code :	GPL	SAS NO. :	
Case No. :		SDG NO :	810157
Matrix : (Soil / Water)	SOIL	Lab Sample ID :	BKS106278
Sample Volume :	30	Lab File ID :	V027974.D
% Moisture:		Date Received	
Extraction:	SW3550	Date Extracted:	10/24/2008
Extract Volume:	10 mL	Date Analyzed	10/25/2008
Injection Volume :	1 µL	Dilution Factor :	1
GPC Clean up (Y/N):	pH:		

Concentration Units (ug/L or ug/kg dry weight) : ug/kg

CAS NO	COMPOUND		Q
12674-11-2	PCB-1016	150	
11104-28-2	PCB-1221	17	U
11141-16-5	PCB-1232	17	U
53469-21-9	PCB-1242	17	U
12672-29-6	PCB-1248	17	U
11097-69-1	PCB-1254	17	U
11096-82-5	PCB-1260	150	

GPL Laboratories

GPL
FORM 1
ANALYSIS DATA SHEET

SAMPLE NO
SB-569-2MS

Lab Name :	GPL Laboratories	Client. :	Tetra Tech NUS
Lab Code :	GPL	SAS NO. :	
Case No. :		SDG NO :	810157
Matrix : (Soil / Water)	SOIL	Lab Sample ID :	810157-003-003-1/1MS
Sample Volume :	30	Lab File ID :	V027978.D
% Moisture:	15.2	Date Received	10/23/2008
Extraction:	SW3550	Date Extracted:	10/24/2008
Extract Volume:	10 mL	Date Analyzed	10/25/2008
Injection Volume :	1 µL	Dilution Factor :	1
GPC Clean up (Y/N):	pH:		

Concentration Units (ug/L or ug/kg dry weight) : ug/kg

CAS NO	COMPOUND		Q
12674-11-2	PCB-1016	180	
11104-28-2	PCB-1221	20	U
11141-16-5	PCB-1232	20	U
53469-21-9	PCB-1242	20	U
12672-29-6	PCB-1248	20	U
11097-69-1	PCB-1254	20	U
11096-82-5	PCB-1260	190	

GPL Laboratories

GPL
FORM I
ANALYSIS DATA SHEET

SAMPLE NO
SB-569-2MSD

Lab Name :	GPL Laboratories	Client. :	Tetra Tech NUS
Lab Code :	GPL	SAS NO. :	
Case No. :		SDG NO :	810157
Matrix : (Soil / Water)	SOIL	Lab Sample ID :	810157-003-003-1/1MSD
Sample Volume :	30.01	Lab File ID :	V027979.D
% Moisture:	15.2	Date Received	10/23/2008
Extraction:	SW3550	Date Extracted:	10/24/2008
Extract Volume:	10 mL	Date Analyzed	10/25/2008
Injection Volume :	1 µL	Dilution Factor :	1
GPC Clean up (Y/N):	pH:		

Concentration Units (ug/L or ug/kg dry weight) : ug/kg

CAS NO	COMPOUND		Q
12674-11-2	PCB-1016	200	
11104-28-2	PCB-1221	20	U
11141-16-5	PCB-1232	20	U
53469-21-9	PCB-1242	20	U
12672-29-6	PCB-1248	20	U
11097-69-1	PCB-1254	20	U
11096-82-5	PCB-1260	200	

GPL LABORATORIES, LLC

7210A Corporate Court
Frederick, MD 21703
(301) 694-5310
Fax (301) 620-0731

Contract #/Billing Reference: 112ic01855

1 of 2 Pgs.

Project: Block E Supplemental Soil Characterization
Client: TT NUS
Send Results To: Tony Hpannavage
Address: 20251 Century Blvd Suite 300
Germantown, MD 20874
Phone: (301) 528-3021

Sample ID#	Date Sampled	Time Sampled	Sample Matrix	Sampler's Initials	Turnaround Time: 5 Day	# of Containers: 12	Container Type: 8oz jar	Preservative Used: N/A	Type of Analysis: PCB	Lab Cooler No.	CLIENT COMMENTS
SB-569-550-0.5	10/22	0851	Soil	JP	X						
SB-569-550.5-1	10/22	0852	Soil	JP	X						
SB-569-2	10/22	0853	Soil	JP	X						
SB-569-4	10/22	0854	Soil	JP	X						
SB-569-6	10/22	0855	Soil	JP	X						Analyze 1 of SB-569-4 if >1 ppm
SB-569-8	10/22	0856	Soil	JP	X						Analyze 1 of SB-569-4 if >1 ppm
SB-560-550.05	10/22	0909	Soil	DLM	X						
SB-560-550.5-1	10/22	0910	Soil	DLM	X						
SB-560-2	10/22	0911	Soil	DLM	X						
SB-560-4	10/22	0912	Soil	DLM	X						
SB-560-6	10/22	0913	Soil	DLM	X						Analyze 1 of SB-560-4 if >1 ppm
SB-560-8	10/22	0914	Soil	DLM	X						Analyze 1 of SB-560-4 if >1 ppm

Relinquished By:	Date/Time	Received By:	Relinquished By:	Received for Laboratory By:	Date/Time
	10/22 1600				
Relinquished By:	Date/Time	Received By:	Date/Time	Shipper:	Airbill No.:
Relinquished By:	Date/Time	Received By:	Lab Comments:		Temp:

G.P. W.O. _____

GPL LABORATORIES, LLC

7210A Corporate Court
Frederick, MD 21703
(301) 694-5310
Fax (301) 620-0731

Contract #/Billing Reference: 1121c01855

Project: Block E Supplemental Soil Characterization
Client: TT NUS
Send Results To: Tony Apanavage
Address: 20251 Century Blvd. Suite 200
Germantown, MD 20874
Phone: (301) 528-3021

Turnaround Time: 5 Days
# of Containers: 12
Container Type: 8oz Jar
Preservative Used: N/A
Type of Analysis: PCB

Lab Cooler No.

Sample ID#	Date Sampled	Time Sampled	Sample Matrix	Sampler's Initials	PCB										CLIENT COMMENTS
SB-565-SS0-0.5	10/22	1008	Soil	JP	X										
SB-565-SS0.5-1	10/22	1009	Soil	JP	X										
SB-565-2	10/22	1010	Soil	JP	X										
SB-565-4	10/22	1011	Soil	JP	X										
SB-565-6	10/22	1012	Soil	JP	X										Analyze if SB-565-4 is >1 ppm
SB-565-8	10/22	1013	Soil	JP	X										Analyze if SB-565-4 is >1 ppm
SB-566-SS0-0.5	10/22	1029	Soil	JP	X										
SB-566-SS0.5-1	10/22	1030	Soil	JP	X										
SB-566-2	10/22	1031	Soil	JP	X										
SB-566-4	10/22	1032	Soil	JP	X										
SB-566-6	10/22	1033	Soil	JP	X										Analyze if SB-566-4 is >1 ppm
SB-566-8	10/22	1034	Soil	JP	X										Analyze if SB-566-4 is >1 ppm

Relinquished By:	Date/Time	Received By:	Relinquished By:	Received for Laboratory By:	Date/Time
[signature]	10/22	[signature]			

Relinquished By:	Date/Time	Received By:	Date/Time	Shipper:	Airbill No.:

Relinquished By:	Date/Time	Received By:	Lab Comments:	Temp:

G.P. W.O. _____

GPL Laboratories

MS/MSD RECOVERY

SAMPLE NO
SB-569-2MSD

Lab Name : GPL Laboratories SDG NO : 810157 Method : SW8082

Lab Code : GPL Lab Sample ID : 810157-003-003-1/1MSD Matrix : SOIL Analysis Date : 10/25/2008

Compound	Spike Added (ug/kg)		CONCENTRATION (ug/kg)			%RECOVERY		% RPD	RPD Limit	QC Limits
	MS	MSD	Sample	MS	MSD	MS	MSD			
PCB-1016	200	200	0.0	180	200	93	98	5	20	40-140
PCB-1260	200	200	0.0	190	200	96	103	7	15	60-130

Column to be used to flag recovery and RPD Values with an asterisk.

* Values Outside of QC Limits.

RPD 0 Out of 2 Outside Limit
Spike Recovery : 0 Out of 4 outside limit

GPL Laboratories

GPL
FORM 4
PESTICIDE METHOD BLANK SUMMARY

SAMPLE NO
BLK106344

Lab Name : GPL Laboratories
Client. : Tetra Tech NUS
Lab Code : GPL
SAS NO. : 106344
Lab File ID : U0317061.D
SDG NO : 810157
Date Extracted : 10/29/2008
Lab Sample ID : BLK106344
Date Analyzed(1) 10/30/2008
Time Analyzed (1): 19:00
Date Analyzed (2) 10/30/2008
Time Analyzed(2) 19:00
GC Column(1) RTx-CLP ID : _____ (mm)
GC Column(2) : RTx-CLP2 ID : _____ (mm)
Matrix :(Soil/Water). SOIL
Extraction: SepF / Cont / Sonc
Sulfur Cleanup:(Y/N). _____

THIS METHOD BLANK APPLIES TO THE FOLLOWING SAMPLES,MS AND MSD :

Client Sample ID	Lab Sample ID	Date Analyzed 1	Date Analyzed 2
SB-569-6	810157-005-005-1/1	10/30/2008	10/30/2008
SB-569-8	810157-006-006-1/1	10/30/2008	10/30/2008
BKS106344	BKS106344	10/30/2008	10/30/2008

GPL Laboratories

GPL
FORM I
ANALYSIS DATA SHEET

SAMPLE NO
BLK106344

Lab Name :	GPL Laboratories	Client. :	Tetra Tech NUS
Lab Code :	GPL	SAS NO. :	
Case No. :		SDG NO :	810157
Matrix : (Soil / Water)	SOIL	Lab Sample ID :	BLK106344
Sample Volume :	30	Lab File ID :	U0317061.D
% Moisture:		Date Received	
Extraction:	SW3550	Date Extracted:	10/29/2008
Extract Volume:	10 mL	Date Analyzed	10/30/2008
Injection Volume :	1 µL	Dilution Factor :	1
GPC Clean up (Y/N):	pH:		

Concentration Units (ug/L or ug/kg dry weight) : ug/kg

CAS NO	COMPOUND		Q
12674-11-2	PCB-1016	17	U
11104-28-2	PCB-1221	17	U
11141-16-5	PCB-1232	17	U
53469-21-9	PCB-1242	17	U
12672-29-6	PCB-1248	17	U
11097-69-1	PCB-1254	17	U
11096-82-5	PCB-1260	17	U

GPL Laboratories

LCS SUMMARY

SAMPLE NO
BKS106344

Lab Name : GPL Laboratories
Lab Code : GPL
Matrix : SOIL
Method : SW8082

Contract. : Middle River Complex, Maryland
SDG NO : 810157
Lab Sample ID : BKS106344
Analysis Date : 10/30/2008

COMPOUND	SPIKE ADDED (ug/kg)	BLANK CONCENTRATION (ug/kg)	LCS CONCENTRATION (ug/kg)	LCS % REC	QC LIMTS
PCB-1016	170	0	150	87	40-140
PCB-1260	170	0	140	84	60-130

* Values Outside of QC Limits.

Spike recovery : 0 out of 2 outside limits

GPL Laboratories

GPL
FORM 1
ANALYSIS DATA SHEET

SAMPLE NO
BKS106344

Lab Name :	GPL Laboratories	Client. :	Tetra Tech NUS
Lab Code :	GPL	SAS NO. :	
Case No. :		SDG NO :	810157
Matrix : (Soil / Water)	SOIL	Lab Sample ID :	BKS106344
Sample Volume :	30	Lab File ID :	U0317062.D
% Moisture:		Date Received	
Extraction:	SW3550	Date Extracted:	10/29/2008
Extract Volume:	10 mL	Date Analyzed	10/30/2008
Injection Volume :	1 µL	Dilution Factor :	1
GPC Clean up (Y/N):	pH:		

Concentration Units (ug/L or ug/kg dry weight) : ug/kg

CAS NO	COMPOUND		Q
12674-11-2	PCB-1016	150	
11104-28-2	PCB-1221	17	U
11141-16-5	PCB-1232	17	U
53469-21-9	PCB-1242	17	U
12672-29-6	PCB-1248	17	U
11097-69-1	PCB-1254	17	U
11096-82-5	PCB-1260	140	

GPL Laboratories

MS/MSD RECOVERY

SAMPLE NO
SB-548-4MSD

Lab Name : GPL Laboratories SDG NO : 810187 Method : SW8082

Lab Code : GPL Lab Sample ID : 810187-019-019-1/1MSD Matrix : SOIL Analysis Date : 10/30/2008

Compound	Spike Added (ug/kg)		CONCENTRATION (ug/kg)			%RECOVERY		% RPD	RPD Limit	QC Limits
	MS	MSD	Sample	MS	MSD	MS	MSD			
PCB-1016	190	190	0.0	170	150	90	81	11	20	40-140
PCB-1260	190	190	0.0	180	160	92	84	9	15	60-130

Column to be used to flag recovery and RPD Values with an asterisk.

* Values Outside of QC Limits.

RPD 0 Out of 2 Outside Limit
Spike Recovery : 0 Out of 4 outside limit

GPL Laboratories

GPL
FORM I
ANALYSIS DATA SHEET

SAMPLE NO
SB-548-4MS

Lab Name :	GPL Laboratories	Client. :	Tetra Tech NUS
Lab Code :	GPL	SAS NO. :	
Case No. :		SDG NO :	810187
Matrix : (Soil / Water)	SOIL	Lab Sample ID :	810187-019-019-1/1MS
Sample Volume :	29.99	Lab File ID :	U0317064.D
% Moisture:	12.49	Date Received	10/23/2008
Extraction:	SW3550	Date Extracted:	10/29/2008
Extract Volume:	10 mL	Date Analyzed	10/30/2008
Injection Volume :	1 µL	Dilution Factor :	1
GPC Clean up (Y/N):		pH:	

Concentration Units (ug/L or ug/kg dry weight) : ug/kg

CAS NO	COMPOUND		Q
12674-11-2	PCB-1016	170	
11104-28-2	PCB-1221	19	U
11141-16-5	PCB-1232	19	U
53469-21-9	PCB-1242	19	U
12672-29-6	PCB-1248	19	U
11097-69-1	PCB-1254	19	U
11096-82-5	PCB-1260	180	

GPL Laboratories

GPL
FORM I
ANALYSIS DATA SHEET

SAMPLE NO
SB-548-4MSD

Lab Name :	GPL Laboratories	Client. :	Tetra Tech NUS
Lab Code :	GPL	SAS NO. :	
Case No. :		SDG NO :	810187
Matrix : (Soil / Water)	SOIL	Lab Sample ID :	810187-019-019-1/1MSD
Sample Volume :	30.01	Lab File ID :	U0317065.D
% Moisture:	12.49	Date Received	10/23/2008
Extraction:	SW3550	Date Extracted:	10/29/2008
Extract Volume:	10 mL	Date Analyzed	10/30/2008
Injection Volume :	1 µL	Dilution Factor :	1
GPC Clean up (Y/N):	pH:		

Concentration Units (ug/L or ug/kg dry weight) : ug/kg

CAS NO	COMPOUND		Q
12674-11-2	PCB-1016	150	
11104-28-2	PCB-1221	19	U
11141-16-5	PCB-1232	19	U
53469-21-9	PCB-1242	19	U
12672-29-6	PCB-1248	19	U
11097-69-1	PCB-1254	19	U
11096-82-5	PCB-1260	160	

Surrogate Recovery Summary

Matrix : SOIL Analytical Method : SW8082 SDG No : 810157

Surrogate	CL10BZ2	XYL2456CLM
Lower QC Limits	30	49
Upper QC Limits	144	133
Sample ID		
BKS106278	68	94
	74	97
BLK106278	72	94
	79	93
SB-565-2 DL	92	77
	79	84
SB-565-4	76	94
	81	95
SB-565-550-0.5	86	82
	75	82
SB-565-550.5-1	124	93
	85	96
SB-565-6	74	91
	79	93
SB-565-8	70	89
	74	90
SB-566-550-0.5 DL	145 *	109
	91	92
SB-566-550.5-1	73	92
	77	89
SB-569-2	81	90
	74	91
SB-569-2MS	79	96
	73	93
SB-569-2MSD	79	99
	86	101
SB-569-4 DL	106	96
	94	127
SB-569-550-0.5 DL	0 *	0 *
	0 *	0 *

* Value outside of QC Limts

CL10BZ2 = Decachlorobiphenyl XYL2456CLM = Tetrachloro-m-xylene

Surrogate Recovery Summary

Matrix : SOIL Analytical Method : SW8082 SDG No : 810157

Surrogate	CL10BZ2	XYL2456CLM
Lower QC Limits	30	49
Upper QC Limits	144	133
Sample ID		
SB-569-550.5-1 DL	100	122
	110	70
SB-570-2	78	85
	90	83
SB-570-4 DL	64	88
	87	82
SB-570-550-0.5 DL	92	287 *
	96	138 *
SB-570-550-0.5-1 DL	72	833 *
	76	312 *

* Value outside of QC Limts

CL10BZ2 = Decachlorobiphenyl XYL2456CLM = Tetrachloro-m-xylene

Surrogate Recovery Summary

Matrix : SOIL Analytical Method : SW8082 SDG No : 810157

Surrogate	CL10BZ2	XYL2456CLM
Lower QC Limits	30	49
Upper QC Limits	144	133
Sample ID		
BKS106344	73	107
	73	109
BLK106344	77	117
	76	109
SB-569-6	78	87
	76	83
SB-569-8	92	100
	93	102

* Value outside of QC Limts

CL10BZ2 = Decachlorobiphenyl XYL2456CLM = Tetrachloro-m-xylene

Response Factor Report GC-V

Method : H:\GCDATA\METHODS\V_ICAL\102408V.M (Chemstation Integrator)
Title : 8082_PCB_Method / 608_PCB
Last Update : Tue Oct 28 14:15:19 2008

Calibration Files
P005 =V027945.D P025 =V027944.D P050 =V027943.D
P075 =V027942.D P100 =V027941.D P001 =V027946.D

		Compound	P005	P025	P050	P075	P100	P001	Avg		%RSD
1)	S	Tetrachloro-m-xylen	4.305	4.378	4.255	4.129	4.026	4.359	4.242	E6	3.26
2)	S	Decachlorobiphenyl	5.437	4.453	4.228	4.103	3.867	5.194	4.547	E6	13.84
3)	L1	AR1016	1.869	1.759	1.613	1.480	1.437	1.965	1.687	E5	12.60
4)	L1	AR1016 (2)	1.656	1.570	1.551	1.393	1.398	1.780	1.558	E5	9.62
5)	L1	AR1016 (3)	1.101	0.962	0.979	0.887	0.874	1.140	0.991	E5	11.04
6)	L1	AR1016 (4)	1.281	1.107	1.138	1.023	1.019	1.377	1.157	E5	12.44
7)	L1	AR1016 (5)	0.945	0.764	0.751	0.675	0.685	1.068	0.815	E5	19.32
8)	L2	AR1221			4.794				4.794	E4	0.00
9)	L2	AR1221 (2)			3.168				3.168	E4	0.00
10)	L2	AR1221 (3)			1.176				1.176	E5	0.00
11)	L3	AR1232			2.297				2.297	E4	0.00
12)	L3	AR1232 (2)			5.967				5.967	E4	0.00
13)	L3	AR1232 (3)			2.860				2.860	E4	0.00
14)	L3	AR1232 (4)			4.407				4.407	E4	0.00
15)	L3	AR1232 (5)			3.276				3.276	E4	0.00
16)	L4	AR1242			5.142				5.142	E4	0.00
17)	L4	AR1242 (2)			1.617				1.617	E5	0.00
18)	L4	AR1242 (3)			6.727				6.727	E4	0.00
19)	L4	AR1242 (4)			5.487				5.487	E4	0.00
20)	L4	AR1242 (5)			6.519				6.519	E4	0.00
21)	L5	AR1248			1.109				1.109	E5	0.00
22)	L5	AR1248 (2)			1.470				1.470	E5	0.00
23)	L5	AR1248 (3)			1.507				1.507	E5	0.00
24)	L5	AR1248 (4)			6.772				6.772	E4	0.00
25)	L5	AR1248 (5)			6.027				6.027	E4	0.00
26)	L6	AR1254			1.707				1.707	E5	0.00
27)	L6	AR1254 (2)			1.440				1.440	E5	0.00
28)	L6	AR1254 (3)			2.527				2.527	E5	0.00
29)	L6	AR1254 (4)			2.096				2.096	E5	0.00
30)	L6	AR1254 (5)			2.661				2.661	E5	0.00
31)	L7	AR1260	3.952	3.444	3.293	3.125	3.022	4.134	3.495	E5	12.93
32)	L7	AR1260 (2)	3.539	3.123	3.048	2.936	2.825	3.690	3.193	E5	10.79
33)	L7	AR1260 (3)	2.069	1.807	1.801	1.584	1.580	2.148	1.831	E5	12.97
34)	L7	AR1260 (4)	2.615	2.301	2.222	2.179	2.114	2.602	2.339	E5	9.30
35)	L7	AR1260 (5)	1.193	1.033	1.018	1.000	0.913	1.132	1.048	E5	9.53
36)	L8	AR1268							0.000	0	-1.00
37)	L8	AR1268 (2)							0.000	0	-1.00
38)	L8	AR1268 (3)							0.000	0	-1.00
39)	L8	AR1268 (4)							0.000	0	-1.00
40)	L8	AR1268 (5)							0.000	0	-1.00
41)	L9	AR1262							0.000	0	-1.00
42)	L9	AR1262(2)							0.000	0	-1.00
43)	L9	AR1262(3)							0.000	0	-1.00
44)	L9	AR1262(4)							0.000	0	-1.00
45)	L9	AR1262(5)							0.000	0	-1.00

Signal #2 Calibration Files
P005 =V027945.D P025 =V027944.D P050 =V027943.D
P075 =V027942.D P100 =V027941.D P001 =V027946.D

		Compound	P005	P025	P050	P075	P100	P001	Avg		%RSD
1)	S	Tetrachloro-m-xylen	4.763	4.609	4.355	3.968	3.914	4.848	4.410	E6	9.08
2)	S	Decachlorobiphenyl	3.800	3.109	2.871	2.772	2.523	3.829	3.151	E6	17.38
3)	L1	AR1016	1.954	1.730	1.593	1.504	1.395	2.032	1.701	E5	14.84
4)	L1	AR1016 (2)	8.055	7.924	6.658	6.831	6.373	8.275	7.353	E4	11.19
5)	L1	AR1016 (3)	1.655	1.514	1.386	1.255	1.260	1.800	1.479	E5	14.89
6)	L1	AR1016 (4)	1.276	1.131	1.035	0.993	0.933	1.374	1.124	E5	15.29
7)	L1	AR1016 (5)	1.165	1.031	0.922	0.868	0.803	1.184	0.996	E5	15.85

(#) = Out of Range

Response Factor Report GC-V

Method : H:\GCDATA\METHODS\V_ICAL\102408V.M (Chemstation Integrator)
Title : 8082_PCB_Method / 608_PCB
Last Update : Tue Oct 28 14:15:19 2008

Calibration Files
P005 =V027945.D P025 =V027944.D P050 =V027943.D
P075 =V027942.D P100 =V027941.D P001 =V027946.D

	Compound	P005	P025	P050	P075	P100	P001	Avg		%RSD
8)	L2 AR1221			5.226				5.226	E4	0.00
9)	L2 AR1221 (2)			3.527				3.527	E4	0.00
10)	L2 AR1221 (3)			1.174				1.174	E5	0.00
11)	L3 AR1232			2.250				2.250	E4	0.00
12)	L3 AR1232 (2)			5.739				5.739	E4	0.00
13)	L3 AR1232 (3)			3.191				3.191	E4	0.00
14)	L3 AR1232 (4)			1.592				1.592	E4	0.00
15)	L3 AR1232 (5)			4.820				4.820	E4	0.00
16)	L4 AR1242			5.414				5.414	E4	0.00
17)	L4 AR1242 (2)			1.469				1.469	E5	0.00
18)	L4 AR1242 (3)			5.707				5.707	E4	0.00
19)	L4 AR1242 (4)			5.281				5.281	E4	0.00
20)	L4 AR1242 (5)			1.061				1.061	E5	0.00
21)	L5 AR1248			1.028				1.028	E5	0.00
22)	L5 AR1248 (2)			1.672				1.672	E5	0.00
23)	L5 AR1248 (3)			8.419				8.419	E4	0.00
24)	L5 AR1248 (4)			5.806				5.806	E4	0.00
25)	L5 AR1248 (5)			6.034				6.034	E4	0.00
26)	L6 AR1254			1.370				1.370	E5	0.00
27)	L6 AR1254 (2)			1.493				1.493	E5	0.00
28)	L6 AR1254 (3)			2.150				2.150	E5	0.00
29)	L6 AR1254 (4)			1.008				1.008	E5	0.00
30)	L6 AR1254 (5)			5.654				5.654	E4	0.00
31)	L7 AR1260	2.180	1.957	1.802	1.620	1.563	2.409	1.922	E5	17.09
32)	L7 AR1260 (2)	2.650	2.294	2.103	1.999	1.867	2.841	2.292	E5	16.68
33)	L7 AR1260 (3)	2.641	2.242	2.183	2.068	1.912	2.646	2.282	E5	13.21
34)	L7 AR1260 (4)	1.689	1.436	1.389	1.270	1.207	1.724	1.453	E5	14.69
35)	L7 AR1260 (5)	9.056	7.638	7.639	7.209	6.423	8.979	7.824	E4	13.11
36)	L8 AR1268							0.000	0	-1.00
37)	L8 AR1268 (2)							0.000	0	-1.00
38)	L8 AR1268 (3)							0.000	0	-1.00
39)	L8 AR1268 (4)							0.000	0	-1.00
40)	L8 AR1268 (5)							0.000	0	-1.00
41)	L9 AR1262#2							0.000	0	-1.00
42)	L9 AR1262(2)#2							0.000	0	-1.00
43)	L9 AR1262(3)#2							0.000	0	-1.00
44)	L9 AR1262(4)#2							0.000	0	-1.00
45)	L9 AR1262(5)#2							0.000	0	-1.00

(#) = Out of Range

Evaluate Continuing Calibration Report

Data File : I:\GCDATA\V\102408\V027971.D\ECD1A.CH
Acq On : 10-25-08 03:50:04
Sample : AR1660-3
Misc : 8082 STD
IntFile : autoint1.e

Vial: 33
Operator: RP
Inst : GC-V
Multiplr: 1.00

Data File : I:\GCDATA\V\102408\V027971.D\ECD2B.CH
Acq On : 10-25-08 03:50:03
Sample : AR1660-3
Misc : 8082 STD
IntFile : autoint2.e

Vial: 33
Operator: RP
Inst : GC-V
Multiplr: 1.00

Method : H:\GCDATA\METHODS\V_ICAL\102408V.M (Chemstation Integrator)
Title : 8082_PCB_Method / 608_PCB
Last Update : Mon Oct 27 09:48:24 2008
Response via : Multiple Level Calibration

Min. RRF : 0.000 Min. Rel. Area : 50% Max. R.T. Dev 0.50min
Max. RRF Dev : 15% Max. Rel. Area : 150%

		Compound	AvgRF	CCRF		%Dev	Area%	Dev(min)
1	S	Tetrachloro-m-xylene	4.242	4.594	E6	-8.3	0#	0.00
2	S	Decachlorobiphenyl	4.547	4.408	E6	3.1	0#	0.00
3	L1	AR1016	168.740	171.481	E3	-1.6	0#	0.00
4	L1	AR1016 (2)	155.792	159.072	E3	-2.1	0#	0.00
5	L1	AR1016 (3)	99.055	98.867	E3	0.2	0#	0.00
6	L1	AR1016 (4)	115.748	115.953	E3	-0.2	0#	0.00
7	L1	AR1016 (5)	81.455	90.704	E3	-11.4	0#	0.00
31	L7	AR1260	349.511	352.927	E3	-1.0	0#	0.00
32	L7	AR1260 (2)	319.350	327.672	E3	-2.6	0#	0.00
33	L7	AR1260 (3)	183.142	187.883	E3	-2.6	0#	0.00
34	L7	AR1260 (4)	233.900	238.761	E3	-2.1	0#	0.00
35	L7	AR1260 (5)	104.800	106.363	E3	-1.5	0#	0.00
		Signal #2						
1	S	Tetrachloro-m-xylene	4.410	4.603	E6	-4.4	0#	0.00
2	S	Decachlorobiphenyl	3.151	2.829	E6	10.2	0#	0.00
3	L1	AR1016	170.127	171.655	E3	-0.9	0#	0.00
4	L1	AR1016 (2)	73.528	73.077	E3	0.6	0#	0.00
5	L1	AR1016 (3)	147.852	147.671	E3	0.1	0#	0.00
6	L1	AR1016 (4)	112.372	111.311	E3	0.9	0#	0.00
7	L1	AR1016 (5)	99.554	97.921	E3	1.6	0#	0.00
31	L7	AR1260	192.190	188.265	E3	2.0	0#	-0.01
32	L7	AR1260 (2)	229.240	223.270	E3	2.6	0#	0.00
33	L7	AR1260 (3)	228.200	216.760	E3	5.0	0#	0.00
34	L7	AR1260 (4)	145.262	138.932	E3	4.4	0#	0.00
35	L7	AR1260 (5)	78.239	74.308	E3	5.0	0#	0.00

Evaluate Continuing Calibration Report

Signal #1 : I:\GCDATA\V\102408\V027983.D\ECD1A.CH Vial: 44
Signal #2 : I:\GCDATA\V\102408\V027983.D\ECD2B.CH
Acq On : 10-25-08 09:49:35 Operator: RP
Sample : AR1660-3 Inst : GC-V
Misc : 8082 STD Multiplr: 1.00
IntFile Signal #1: autoint1.e IntFile Signal #2: autoint2.e

Method : H:\GCDATA\METHODS\V_ICAL\102408V.M (Chemstation Integrator)
Title : 8082_PCB_Method / 608_PCB
Last Update : Mon Oct 27 09:48:24 2008
Response via : Multiple Level Calibration

Min. RRF : 0.000 Min. Rel. Area : 50% Max. R.T. Dev 0.50min
Max. RRF Dev : 15% Max. Rel. Area : 150%

		Compound	AvgRF	CCRF		%Dev	Area%	Dev(min)
1	S	Tetrachloro-m-xylene	4.242	4.809	E6	-13.4	0#	0.00
2	S	Decachlorobiphenyl	4.547	4.356	E6	4.2	0#	0.00
3	L1	AR1016	168.740	178.988	E3	-6.1	0#	0.00
4	L1	AR1016 (2)	155.792	171.871	E3	-10.3	0#	0.00
5	L1	AR1016 (3)	99.055	109.123	E3	-10.2	0#	0.00
6	L1	AR1016 (4)	115.748	125.573	E3	-8.5	0#	0.00
7	L1	AR1016 (5)	81.455	94.554	E3	-16.1#	0#	0.00
31	L7	AR1260	349.511	359.834	E3	-3.0	0#	0.00
32	L7	AR1260 (2)	319.350	332.648	E3	-4.2	0#	0.00
33	L7	AR1260 (3)	183.142	180.984	E3	1.2	0#	0.00
34	L7	AR1260 (4)	233.900	239.405	E3	-2.4	0#	0.00
35	L7	AR1260 (5)	104.800	109.670	E3	-4.6	0#	0.00
		Signal #2						
1	S	Tetrachloro-m-xylene	4.410	4.675	E6	-6.0	0#	0.00
2	S	Decachlorobiphenyl	3.151	2.733	E6	13.3	0#	-0.01
3	L1	AR1016	170.127	176.566	E3	-3.8	0#	-0.01
4	L1	AR1016 (2)	73.528	75.657	E3	-2.9	0#	-0.01
5	L1	AR1016 (3)	147.852	160.955	E3	-8.9	0#	-0.01
6	L1	AR1016 (4)	112.372	111.858	E3	0.5	0#	-0.02
7	L1	AR1016 (5)	99.554	97.238	E3	2.3	0#	-0.02
31	L7	AR1260	192.190	187.184	E3	2.6	0#	-0.02
32	L7	AR1260 (2)	229.240	224.116	E3	2.2	0#	-0.02
33	L7	AR1260 (3)	228.200	229.294	E3	-0.5	0#	-0.01
34	L7	AR1260 (4)	145.262	135.311	E3	6.9	0#	0.00
35	L7	AR1260 (5)	78.239	69.897	E3	10.7	0#	-0.01

Evaluate Continuing Calibration Report

Signal #1 : I:\GCDATA\V\102408\V027994.D\ECD1A.CH Vial: 55
Signal #2 : I:\GCDATA\V\102408\V027994.D\ECD2B.CH
Acq On : 10-25-08 15:19:17 Operator: RP
Sample : AR1660-3 Inst : GC-V
Misc : 8082 STD Multiplr: 1.00
IntFile Signal #1: autoint1.e IntFile Signal #2: autoint2.e

Method : H:\GCDATA\METHODS\V_ICAL\102408V.M (Chemstation Integrator)
Title : 8082_PCB_Method / 608_PCB
Last Update : Mon Oct 27 09:48:24 2008
Response via : Multiple Level Calibration

Min. RRF : 0.000 Min. Rel. Area : 50% Max. R.T. Dev 0.50min
Max. RRF Dev : 15% Max. Rel. Area : 150%

		Compound	AvgRF	CCRF	%Dev	Area%	Dev(min)
1	S	Tetrachloro-m-xylene	4.242	4.864 E6	-14.7	0#	0.00
2	S	Decachlorobiphenyl	4.547	5.096 E6	-12.1	0#	0.00
3	L1	AR1016	168.740	177.958 E3	-5.5	0#	0.00
4	L1	AR1016 (2)	155.792	165.514 E3	-6.2	0#	0.00
5	L1	AR1016 (3)	99.055	104.053 E3	-5.0	0#	0.00
6	L1	AR1016 (4)	115.748	126.384 E3	-9.2	0#	0.00
7	L1	AR1016 (5)	81.455	88.298 E3	-8.4	0#	0.00
31	L7	AR1260	349.511	373.128 E3	-6.8	0#	0.00
32	L7	AR1260 (2)	319.350	350.071 E3	-9.6	0#	0.00
33	L7	AR1260 (3)	183.142	184.361 E3	-0.7	0#	0.00
34	L7	AR1260 (4)	233.900	263.085 E3	-12.5	0#	0.00
35	L7	AR1260 (5)	104.800	119.017 E3	-13.6	0#	0.00
		Signal #2					
1	S	Tetrachloro-m-xylene	4.410	4.781 E6	-8.4	0#	0.00
2	S	Decachlorobiphenyl	3.151	3.221 E6	-2.2	0#	0.00
3	L1	AR1016	170.127	175.551 E3	-3.2	0#	-0.01
4	L1	AR1016 (2)	73.528	73.830 E3	-0.4	0#	-0.01
5	L1	AR1016 (3)	147.852	151.492 E3	-2.5	0#	-0.02
6	L1	AR1016 (4)	112.372	112.601 E3	-0.2	0#	-0.02
7	L1	AR1016 (5)	99.554	98.183 E3	1.4	0#	-0.02
31	L7	AR1260	192.190	194.596 E3	-1.3	0#	-0.01
32	L7	AR1260 (2)	229.240	230.673 E3	-0.6	0#	-0.01
33	L7	AR1260 (3)	228.200	225.381 E3	1.2	0#	-0.01
34	L7	AR1260 (4)	145.262	144.635 E3	0.4	0#	0.00
35	L7	AR1260 (5)	78.239	82.721 E3	-5.7	0#	-0.01

Evaluate Continuing Calibration Report

Signal #1 : I:\GCDATA\V\102408\V027997.D\ECD1A.CH Vial: 57
Signal #2 : I:\GCDATA\V\102408\V027997.D\ECD2B.CH
Acq On : 10-25-08 16:49:18 Operator: RP
Sample : AR1660-3 Inst : GC-V
Misc : 8082 STD Multiplr: 1.00
IntFile Signal #1: autoint1.e IntFile Signal #2: autoint2.e

Method : H:\GCDATA\METHODS\V_ICAL\102408V.M (Chemstation Integrator)
Title : 8082_PCB_Method / 608_PCB
Last Update : Mon Oct 27 09:48:24 2008
Response via : Multiple Level Calibration

Min. RRF : 0.000 Min. Rel. Area : 50% Max. R.T. Dev 0.50min
Max. RRF Dev : 15% Max. Rel. Area : 150%

		Compound	AvgRF	CCRF		%Dev	Area%	Dev(min)
1	S	Tetrachloro-m-xylene	4.242	4.847	E6	-14.3	0#	0.00
2	S	Decachlorobiphenyl	4.547	5.277	E6	-16.1#	0#	0.00
3	L1	AR1016	168.740	192.620	E3	-14.2	0#	0.00
4	L1	AR1016 (2)	155.792	176.259	E3	-13.1	0#	0.00
5	L1	AR1016 (3)	99.055	112.880	E3	-14.0	0#	0.00
6	L1	AR1016 (4)	115.748	128.931	E3	-11.4	0#	0.00
7	L1	AR1016 (5)	81.455	97.212	E3	-19.3#	0#	0.00
31	L7	AR1260	349.511	383.284	E3	-9.7	0#	0.00
32	L7	AR1260 (2)	319.350	361.984	E3	-13.4	0#	0.00
33	L7	AR1260 (3)	183.142	192.695	E3	-5.2	0#	0.00
34	L7	AR1260 (4)	233.900	269.060	E3	-15.0#	0#	0.00
35	L7	AR1260 (5)	104.800	128.199	E3	-22.3#	0#	0.00
		Signal #2						
1	S	Tetrachloro-m-xylene	4.410	4.828	E6	-9.5	0#	-0.01
2	S	Decachlorobiphenyl	3.151	3.392	E6	-7.6	0#	-0.01
3	L1	AR1016	170.127	176.570	E3	-3.8	0#	-0.01
4	L1	AR1016 (2)	73.528	76.653	E3	-4.3	0#	-0.01
5	L1	AR1016 (3)	147.852	154.875	E3	-4.8	0#	-0.02
6	L1	AR1016 (4)	112.372	116.019	E3	-3.2	0#	-0.02
7	L1	AR1016 (5)	99.554	100.666	E3	-1.1	0#	-0.02
31	L7	AR1260	192.190	201.555	E3	-4.9	0#	-0.02
32	L7	AR1260 (2)	229.240	239.378	E3	-4.4	0#	-0.02
33	L7	AR1260 (3)	228.200	238.768	E3	-4.6	0#	-0.01
34	L7	AR1260 (4)	145.262	154.702	E3	-6.5	0#	0.00
35	L7	AR1260 (5)	78.239	84.975	E3	-8.6	0#	-0.01

Response Factor Report Instrumen

Method : I:\GCDATA\METHODS\U_ICAL\080408AU.M (Chemstation Integrator)
Title : 8082_PCB_Method / 608_PCB
Last Update : Tue Aug 05 12:52:18 2008

Calibration Files
P005 =U0316141.D P025 =U0316140.D P050 =U0316139.D
P075 =U0316138.D P100 =U0316137.D P001 =U0316142.D

		Compound	P005	P025	P050	P075	P100	P001	Avg		%RSD
1)	S	Tetrachloro-m-xylen	0.901	1.085	1.090	1.231	1.129	0.977	1.069	E7	10.85
2)	S	Decachlorobiphenyl	1.465	1.456	1.309	1.533	1.314	1.448	1.421	E7	6.33
3)	L1	AR1016	4.687	4.814	4.084	4.897	3.813	4.611	4.484	E5	9.71
4)	L1	AR1016 (2)	6.331	7.040	5.572	6.988	5.600	6.014	6.257	E5	10.39
5)	L1	AR1016 (3)	3.759	3.910	3.798	4.080	3.548	3.650	3.791	E5	4.98
6)	L1	AR1016 (4)	2.167	2.573	2.442	2.556	2.272	2.321	2.389	E5	6.81
7)	L1	AR1016 (5)	3.018	2.960	2.810	3.145	2.729	3.203	2.978	E5	6.20
8)	L2	AR1221	1.287	1.268	1.174	1.114	1.106	1.479	1.238	E5	11.33
9)	L2	AR1221 (2)	5.494	6.425	5.413	4.816	4.775	5.147	5.345	E4	11.34
10)	L2	AR1221 (3)	3.289	3.140	3.052	2.942	2.975	3.604	3.167	E5	7.83
11)	L3	AR1232	8.065	7.087	8.024	7.761	7.085	7.864	7.648	E4	5.87
12)	L3	AR1232 (2)	1.173	0.938	0.935	0.752	0.770	1.150	0.953	E5	18.89
13)	L3	AR1232 (3)	1.025	0.969	0.948	1.014	0.926	0.974	0.976	E5	3.86
14)	L3	AR1232 (4)	1.558	1.338	1.148	1.321	1.222	1.678	1.378	E5	14.66
15)	L3	AR1232 (5)	6.326	6.807	7.000	6.779	6.606	5.658	6.529	E4	7.40
16)	L4	AR1242	1.369	1.306	1.444	1.477	1.391	1.362	1.391	E5	4.41
17)	L4	AR1242 (2)	4.777	4.486	4.696	4.198	4.180	4.633	4.495	E5	5.68
18)	L4	AR1242 (3)	1.500	1.390	1.429	1.419	1.345	1.422	1.417	E5	3.60
19)	L4	AR1242 (4)	1.515	1.450	1.453	1.396	1.479	1.520	1.469	E5	3.16
20)	L4	AR1242 (5)	9.260	8.795	9.219	8.702	8.702	9.700	9.063	E4	4.42
21)	L5	AR1248	3.144	2.910	2.666	2.757	2.547	3.372	2.899	E5	10.71
22)	L5	AR1248 (2)	2.408	2.264	2.305	2.257	2.127	2.540	2.317	E5	6.12
23)	L5	AR1248 (3)	2.492	2.342	2.425	2.379	2.318	2.614	2.428	E5	4.53
24)	L5	AR1248 (4)	2.332	2.207	2.274	2.220	2.199	2.687	2.320	E5	8.05
25)	L5	AR1248 (5)	1.722	1.793	1.677	1.733	1.769	2.019	1.785	E5	6.79
26)	L6	AR1254	5.269	4.656	4.376	4.287	4.206	6.034	4.805	E5	14.90
27)	L6	AR1254 (2)	8.256	7.810	7.004	7.027	7.002	8.146	7.541	E5	7.94
28)	L6	AR1254 (3)	7.411	7.414	6.820	6.971	7.046	8.336	7.333	E5	7.46
29)	L6	AR1254 (4)	8.094	8.201	7.580	7.782	7.643	9.130	8.071	E5	7.11
30)	L6	AR1254 (5)	3.380	3.422	3.190	3.307	3.431	3.931	3.444	E5	7.40
31)	L7	AR1260	7.619	7.224	6.598	7.342	6.333	8.278	7.232	E5	9.71
32)	L7	AR1260 (2)	1.362	1.345	1.265	1.448	1.253	1.358	1.338	E6	5.35
33)	L7	AR1260 (3)	1.057	1.032	1.027	1.128	0.935	1.083	1.043	E6	6.22
34)	L7	AR1260 (4)	1.623	1.624	1.556	1.857	1.588	1.710	1.660	E6	6.60
35)	L7	AR1260 (5)	7.137	7.667	7.071	8.780	7.567	7.184	7.568	E5	8.48
36)	L8	AR1268			6.413				6.413	E5	0.00
37)	L8	AR1268 (2)			7.422				7.422	E5	0.00
38)	L8	AR1268 (3)			4.857				4.857	E5	0.00
39)	L8	AR1268 (4)			5.451				5.451	E5	0.00
40)	L8	AR1268 (5)			7.029				7.029	E5	0.00
41)	L9	AR1262			1.125				1.125	E6	0.00
42)	L9	AR1262(2)			6.360				6.360	E5	0.00
43)	L9	AR1262(3)			1.162				1.162	E6	0.00
44)	L9	AR1262(4)			1.209				1.209	E6	0.00
45)	L9	AR1262(5)			8.809				8.809	E5	0.00

Signal #2 Calibration Files
P005 =U0316141.D P025 =U0316140.D P050 =U0316139.D
P075 =U0316138.D P100 =U0316137.D P001 =U0316142.D

		Compound	P005	P025	P050	P075	P100	P001	Avg		%RSD
1)	S	Tetrachloro-m-xylen	1.905	2.143	2.436	2.930	2.653	1.889	2.326	E7	18.09
2)	S	Decachlorobiphenyl	2.764	2.943	2.756	3.334	2.911	2.637	2.891	E7	8.44
3)	L1	AR1016	1.208	1.168	1.100	1.187	1.047	1.250	1.160	E6	6.39
4)	L1	AR1016 (2)	0.953	0.950	0.937	1.006	0.890	1.024	0.960	E6	5.05
5)	L1	AR1016 (3)	5.157	5.535	5.632	6.237	5.571	5.379	5.585	E5	6.48
6)	L1	AR1016 (4)	7.070	7.101	6.967	7.693	6.905	7.168	7.151	E5	3.95
7)	L1	AR1016 (5)	6.331	6.570	6.802	7.511	6.893	6.665	6.795	E5	5.91

(#) = Out of Range
080408AU.M Tue Aug 05 12:52:30 2008 1 Page 1

Method : I:\GCDATA\METHODS\U_ICAL\080408AU.M (Chemstation Integrator)
Title : 8082_PCB_Method / 608_PCB
Last Update : Tue Aug 05 12:52:18 2008

Calibration Files
P005 =U0316141.D P025 =U0316140.D P050 =U0316139.D
P075 =U0316138.D P100 =U0316137.D P001 =U0316142.D

	Compound	P005	P025	P050	P075	P100	P001	Avg		%RSD
8) L2	AR1221	3.065	3.052	2.831	2.838	2.752	3.366	2.984	E5	7.57
9) L2	AR1221 (2)	2.184	2.115	1.958	2.015	1.877	2.487	2.106	E5	10.28
10) L2	AR1221 (3)	0.871	0.821	0.761	0.761	0.715	1.004	0.822	E6	12.67
11) L3	AR1232	1.166	1.131	1.122	1.075	1.138	1.115	1.125	E5	2.67
12) L3	AR1232 (2)	2.459	2.077	2.022	1.991	1.890	2.451	2.149	E5	11.42
13) L3	AR1232 (3)	1.998	1.853	1.877	1.937	1.988	2.098	1.958	E5	4.57
14) L3	AR1232 (4)	1.537	1.542	1.650	1.643	1.694	1.541	1.601	E5	4.33
15) L3	AR1232 (5)	3.494	3.166	3.361	3.430	3.493	3.320	3.377	E5	3.70
16) L4	AR1242	3.293	3.322	3.246	3.335	3.097	3.414	3.285	E5	3.26
17) L4	AR1242 (2)	1.849	1.791	1.836	1.877	1.924	1.939	1.869	E6	2.98
18) L4	AR1242 (3)	4.437	4.091	3.933	3.868	3.905	4.739	4.162	E5	8.45
19) L4	AR1242 (4)	6.327	6.004	5.996	5.834	5.934	6.690	6.131	E5	5.22
20) L4	AR1242 (5)	5.999	6.030	6.743	6.273	6.613	5.936	6.266	E5	5.45
21) L5	AR1248	8.443	7.401	7.915	7.274	7.062	9.280	7.896	E5	10.66
22) L5	AR1248 (2)	9.293	8.922	9.673	9.183	9.003	9.723	9.300	E5	3.61
23) L5	AR1248 (3)	6.475	6.337	6.966	6.656	6.671	7.939	6.841	E5	8.45
24) L5	AR1248 (4)	5.254	4.746	5.200	4.994	5.038	6.431	5.277	E5	11.24
25) L5	AR1248 (5)	3.301	3.810	4.097	4.079	4.192	3.429	3.818	E5	9.83
26) L6	AR1254	1.098	1.141	1.064	1.062	1.049	1.164	1.096	E6	4.30
27) L6	AR1254 (2)	1.258	1.327	1.178	1.184	1.173	1.374	1.249	E6	6.90
28) L6	AR1254 (3)	1.831	1.988	1.873	1.934	1.950	1.957	1.922	E6	3.05
29) L6	AR1254 (4)	1.670	1.793	1.693	1.760	1.770	1.782	1.745	E6	2.90
30) L6	AR1254 (5)	1.746	1.881	1.837	1.944	1.973	1.698	1.846	E6	5.88
31) L7	AR1260	1.910	1.810	1.684	1.942	1.671	2.020	1.840	E6	7.75
32) L7	AR1260 (2)	2.306	2.379	2.280	2.683	2.147	2.381	2.363	E6	7.56
33) L7	AR1260 (3)	1.473	1.547	1.457	1.781	1.534	1.530	1.554	E6	7.54
34) L7	AR1260 (4)	3.420	3.697	3.682	2.863	2.147	3.323	3.189	E6	18.62
35) L7	AR1260 (5)	2.024	2.343	2.284	2.751	2.147	1.972	2.254	E6	12.54
36) L8	AR1268			1.607				1.607	E6	0.00
37) L8	AR1268 (2)			6.219				6.219	E5	0.00
38) L8	AR1268 (3)			4.222				4.222	E6	0.00
39) L8	AR1268 (4)			1.057				1.057	E6	0.00
40) L8	AR1268 (5)			1.501				1.501	E6	0.00
41) L9	AR1262#2			2.249				2.249	E6	0.00
42) L9	AR1262(2)#2			3.547				3.547	E6	0.00
43) L9	AR1262(3)#2			2.694				2.694	E6	0.00
44) L9	AR1262(4)#2			4.094				4.094	E6	0.00
45) L9	AR1262(5)#2			1.836				1.836	E6	0.00

(#) = Out of Range

Evaluate Continuing Calibration Report

Signal #1 : I:\GCDATA\U\102708\U0316958.D\ECD1A.CH Vial: 13
Signal #2 : I:\GCDATA\U\102708\U0316958.D\ECD2B.CH
Acq On : 10-27-08 20:20:46 Operator: AA
Sample : AR1660-3 Inst : Instrumen
Misc : 8082 STD Multiplr: 1.00
IntFile Signal #1: autoint1.e IntFile Signal #2: autoint2.e

Method : H:\GCDATA\METHODS\U_ICAL\080408AU.M (Chemstation Integrator)
Title : 8082_PCB_Method / 608_PCB
Last Update : Tue Aug 05 11:57:42 2008
Response via : Multiple Level Calibration

Min. RRF : 0.000 Min. Rel. Area : 50% Max. R.T. Dev 0.50min
Max. RRF Dev : 15% Max. Rel. Area : 150%

		Compound	AvgRF	CCRF		%Dev	Area%	Dev(min)
1	S	Tetrachloro-m-xylene	10.687	12.050	E6	-12.8	0#	0.00
2	S	Decachlorobiphenyl	14.207	13.575	E6	4.4	0#	0.00
3	L1	AR1016	448.402	463.500	E3	-3.4	0#	0.00
4	L1	AR1016 (2)	625.726	633.317	E3	-1.2	0#	-0.01
5	L1	AR1016 (3)	379.079	389.554	E3	-2.8	0#	0.00
6	L1	AR1016 (4)	238.873	226.972	E3	5.0	0#	0.00
7	L1	AR1016 (5)	297.773	303.686	E3	-2.0	0#	0.00
31	L7	AR1260	723.247	717.734	E3	0.8	0#	0.00
32	L7	AR1260 (2)	1.338	1.343	E6	-0.4	0#	-0.01
33	L7	AR1260 (3)	1.043	1.033	E6	1.0	0#	0.00
34	L7	AR1260 (4)	1.660	1.667	E6	-0.4	0#	0.00
35	L7	AR1260 (5)	756.756	767.658	E3	-1.4	0#	0.00
		Signal #2						
1	S	Tetrachloro-m-xylene	23.259	24.866	E6	-6.9	0#	0.00
2	S	Decachlorobiphenyl	28.909	28.011	E6	3.1	0#	0.00
3	L1	AR1016	1.160	1.122	E6	3.3	0#	0.00
4	L1	AR1016 (2)	960.037	908.224	E3	5.4	0#	0.00
5	L1	AR1016 (3)	558.518	539.292	E3	3.4	0#	0.00
6	L1	AR1016 (4)	715.065	704.886	E3	1.4	0#	0.00
7	L1	AR1016 (5)	679.519	690.305	E3	-1.6	0#	0.00
31	L7	AR1260	1.840	1.789	E6	2.8	0#	0.00
32	L7	AR1260 (2)	2.363	2.361	E6	0.1	0#	0.00
33	L7	AR1260 (3)	1.554	1.455	E6	6.4	0#	0.00
34	L7	AR1260 (4)	3.189	3.776	E6	-18.4#	0#	0.00
35	L7	AR1260 (5)	2.254	2.393	E6	-6.2	0#	0.00

Evaluate Continuing Calibration Report

Signal #1 : I:\GCDATA\U\102708\U0316959.D\ECD1A.CH Vial: 14
Signal #2 : I:\GCDATA\U\102708\U0316959.D\ECD2B.CH
Acq On : 10-27-08 20:52:47 Operator: AA
Sample : AR2154-3 Inst : Instrumen
Misc : 8082 STD Multiplr: 1.00
IntFile Signal #1: autoint1.e IntFile Signal #2: autoint2.e

Method : H:\GCDATA\METHODS\U_ICAL\080408AU.M (Chemstation Integrator)
Title : 8082_PCB_Method / 608_PCB
Last Update : Tue Aug 05 11:57:42 2008
Response via : Multiple Level Calibration

Min. RRF : 0.000 Min. Rel. Area : 50% Max. R.T. Dev 0.50min
Max. RRF Dev : 15% Max. Rel. Area : 150%

		Compound	AvgRF	CCRF		%Dev	Area%	Dev(min)
1	S	Tetrachloro-m-xylene	10.687	10.935	E6	-2.3	0#	-0.01
2	S	Decachlorobiphenyl	14.207	11.671	E6	17.9#	0#	0.00
8	L2	AR1221	123.802	126.429	E3	-2.1	0#	-0.02
9	L2	AR1221 (2)	53.449	56.887	E3	-6.4	0#	-0.03
10	L2	AR1221 (3)	316.695	304.234	E3	3.9	0#	-0.03
26	L6	AR1254	480.453	442.109	E3	8.0	0#	-0.02
27	L6	AR1254 (2)	754.097	723.187	E3	4.1	0#	-0.02
28	L6	AR1254 (3)	733.294	683.792	E3	6.8	0#	-0.02
29	L6	AR1254 (4)	807.148	737.913	E3	8.6	0#	-0.02
30	L6	AR1254 (5)	344.366	324.706	E3	5.7	0#	-0.02
		Signal #2						
1	S	Tetrachloro-m-xylene	23.259	22.999	E6	1.1	0#	0.00
2	S	Decachlorobiphenyl	28.909	23.717	E6	18.0#	0#	0.00
8	L2	AR1221	298.384	291.854	E3	2.2	0#	-0.02
9	L2	AR1221 (2)	210.593	194.002	E3	7.9	0#	-0.02
10	L2	AR1221 (3)	822.230	758.526	E3	7.7	0#	-0.03
26	L6	AR1254	1.096	1.051	E6	4.1	0#	-0.01
27	L6	AR1254 (2)	1.249	1.195	E6	4.3	0#	-0.01
28	L6	AR1254 (3)	1.922	1.734	E6	9.8	0#	-0.01
29	L6	AR1254 (4)	1.745	1.745	E6	0.0	0#	-0.02
30	L6	AR1254 (5)	1.846	1.812	E6	1.8	0#	-0.02

Evaluate Continuing Calibration Report

Signal #1 : I:\GCDATA\U\102708\U0316970.D\ECD1A.CH Vial: 25
Signal #2 : I:\GCDATA\U\102708\U0316970.D\ECD2B.CH
Acq On : 10-28-08 02:45:15 Operator: AA
Sample : AR1660-3 Inst : Instrumen
Misc : 8082 STD Multiplr: 1.00
IntFile Signal #1: autoint1.e IntFile Signal #2: autoint2.e

Method : H:\GCDATA\METHODS\U_ICAL\080408AU.M (Chemstation Integrator)
Title : 8082_PCB_Method / 608_PCB
Last Update : Tue Aug 05 11:57:42 2008
Response via : Multiple Level Calibration

Min. RRF : 0.000 Min. Rel. Area : 50% Max. R.T. Dev 0.50min
Max. RRF Dev : 15% Max. Rel. Area : 150%

		Compound	AvgRF	CCRF		%Dev	Area%	Dev(min)
1	S	Tetrachloro-m-xylene	10.687	11.448	E6	-7.1	0#	0.00
2	S	Decachlorobiphenyl	14.207	15.078	E6	-6.1	0#	0.00
3	L1	AR1016	448.402	450.165	E3	-0.4	0#	0.02
4	L1	AR1016 (2)	625.726	617.928	E3	1.2	0#	0.00
5	L1	AR1016 (3)	379.079	397.990	E3	-5.0	0#	0.00
6	L1	AR1016 (4)	238.873	239.924	E3	-0.4	0#	0.00
7	L1	AR1016 (5)	297.773	303.712	E3	-2.0	0#	0.00
31	L7	AR1260	723.247	704.905	E3	2.5	0#	0.00
32	L7	AR1260 (2)	1.338	1.342	E6	-0.3	0#	-0.01
33	L7	AR1260 (3)	1.043	1.043	E6	0.0	0#	0.00
34	L7	AR1260 (4)	1.660	1.719	E6	-3.6	0#	0.00
35	L7	AR1260 (5)	756.756	812.185	E3	-7.3	0#	0.00
		Signal #2						
1	S	Tetrachloro-m-xylene	23.259	24.859	E6	-6.9	0#	0.00
2	S	Decachlorobiphenyl	28.909	32.246	E6	-11.5	0#	0.00
3	L1	AR1016	1.160	1.131	E6	2.5	0#	0.02
4	L1	AR1016 (2)	960.037	910.813	E3	5.1	0#	0.00
5	L1	AR1016 (3)	558.518	551.515	E3	1.3	0#	0.00
6	L1	AR1016 (4)	715.065	693.674	E3	3.0	0#	0.00
7	L1	AR1016 (5)	679.519	680.902	E3	-0.2	0#	0.00
31	L7	AR1260	1.840	1.748	E6	5.0	0#	0.00
32	L7	AR1260 (2)	2.363	2.372	E6	-0.4	0#	0.00
33	L7	AR1260 (3)	1.554	1.524	E6	1.9	0#	0.00
34	L7	AR1260 (4)	3.189	3.866	E6	-21.2#	0#	0.00
35	L7	AR1260 (5)	2.254	3.253	E6	-44.3#	0#	0.00

Evaluate Continuing Calibration Report

Signal #1 : I:\GCDATA\U\102708\U0316971.D\ECD1A.CH Vial: 26
Signal #2 : I:\GCDATA\U\102708\U0316971.D\ECD2B.CH
Acq On : 10-28-08 07:49:54 Operator: AA
Sample : AR2154-3 Inst : Instrumen
Misc : 8082 STD Multiplr: 1.00
IntFile Signal #1: autoint1.e IntFile Signal #2: autoint2.e

Method : H:\GCDATA\METHODS\U_ICAL\080408AU.M (Chemstation Integrator)
Title : 8082_PCB_Method / 608_PCB
Last Update : Tue Aug 05 11:57:42 2008
Response via : Multiple Level Calibration

Min. RRF : 0.000 Min. Rel. Area : 50% Max. R.T. Dev 0.50min
Max. RRF Dev : 15% Max. Rel. Area : 150%

		Compound	AvgRF	CCRF		%Dev	Area%	Dev(min)
1	S	Tetrachloro-m-xylene	10.687	11.174	E6	-4.6	0#	0.00
2	S	Decachlorobiphenyl	14.207	11.865	E6	16.5#	0#	0.00
8	L2	AR1221	123.802	135.076	E3	-9.1	0#	0.00
9	L2	AR1221 (2)	53.449	62.345	E3	-16.6#	0#	-0.01
10	L2	AR1221 (3)	316.695	322.965	E3	-2.0	0#	-0.01
26	L6	AR1254	480.453	483.977	E3	-0.7	0#	0.00
27	L6	AR1254 (2)	754.097	746.402	E3	1.0	0#	0.00
28	L6	AR1254 (3)	733.294	739.187	E3	-0.8	0#	-0.01
29	L6	AR1254 (4)	807.148	797.940	E3	1.1	0#	-0.01
30	L6	AR1254 (5)	344.366	356.313	E3	-3.5	0#	-0.01
		Signal #2						
1	S	Tetrachloro-m-xylene	23.259	24.376	E6	-4.8	0#	-0.02
2	S	Decachlorobiphenyl	28.909	23.627	E6	18.3#	0#	0.00
8	L2	AR1221	298.384	323.695	E3	-8.5	0#	-0.03
9	L2	AR1221 (2)	210.593	206.446	E3	2.0	0#	-0.04
10	L2	AR1221 (3)	822.230	797.127	E3	3.1	0#	-0.04
26	L6	AR1254	1.096	1.112	E6	-1.5	0#	-0.02
27	L6	AR1254 (2)	1.249	1.250	E6	-0.1	0#	-0.02
28	L6	AR1254 (3)	1.922	1.811	E6	5.8	0#	-0.02
29	L6	AR1254 (4)	1.745	1.808	E6	-3.6	0#	-0.02
30	L6	AR1254 (5)	1.846	1.991	E6	-7.9	0#	-0.02

Evaluate Continuing Calibration Report

Signal #1 : I:\GCDATA\U\102708\U0316980.D\ECD1A.CH Vial: 1
Signal #2 : I:\GCDATA\U\102708\U0316980.D\ECD2B.CH
Acq On : 10-28-08 13:35:58 Operator: AA
Sample : AR1660-3 Inst : Instrumen
Misc : 8082 STD Multiplr: 1.00
IntFile Signal #1: autoint1.e IntFile Signal #2: autoint2.e

Method : H:\GCDATA\METHODS\U_ICAL\080408AU.M (Chemstation Integrator)
Title : 8082_PCB_Method / 608_PCB
Last Update : Tue Aug 05 11:57:42 2008
Response via : Multiple Level Calibration

Min. RRF : 0.000 Min. Rel. Area : 50% Max. R.T. Dev 0.50min
Max. RRF Dev : 15% Max. Rel. Area : 150%

		Compound	AvgRF	CCRF		%Dev	Area%	Dev(min)
1	S	Tetrachloro-m-xylene	10.687	10.497	E6	1.8	0#	0.00
2	S	Decachlorobiphenyl	14.207	11.782	E6	17.1#	0#	0.00
3	L1	AR1016	448.402	403.387	E3	10.0	0#	0.00
4	L1	AR1016 (2)	625.726	561.745	E3	10.2	0#	0.00
5	L1	AR1016 (3)	379.079	345.436	E3	8.9	0#	0.00
6	L1	AR1016 (4)	238.873	213.996	E3	10.4	0#	0.00
7	L1	AR1016 (5)	297.773	277.760	E3	6.7	0#	0.00
31	L7	AR1260	723.247	656.362	E3	9.2	0#	0.00
32	L7	AR1260 (2)	1.338	1.201	E6	10.2	0#	0.00
33	L7	AR1260 (3)	1.043	0.929	E6	10.9	0#	0.00
34	L7	AR1260 (4)	1.660	1.448	E6	12.8	0#	0.00
35	L7	AR1260 (5)	756.756	659.237	E3	12.9	0#	0.00
		Signal #2						
1	S	Tetrachloro-m-xylene	23.259	22.799	E6	2.0	0#	-0.01
2	S	Decachlorobiphenyl	28.909	24.485	E6	15.3#	0#	0.00
3	L1	AR1016	1.160	1.048	E6	9.7	0#	-0.01
4	L1	AR1016 (2)	960.037	832.623	E3	13.3	0#	-0.01
5	L1	AR1016 (3)	558.518	511.934	E3	8.3	0#	0.00
6	L1	AR1016 (4)	715.065	637.984	E3	10.8	0#	-0.01
7	L1	AR1016 (5)	679.519	604.901	E3	11.0	0#	0.00
31	L7	AR1260	1.840	1.618	E6	12.1	0#	0.00
32	L7	AR1260 (2)	2.363	2.132	E6	9.8	0#	0.00
33	L7	AR1260 (3)	1.554	1.299	E6	16.4#	0#	0.00
34	L7	AR1260 (4)	3.189	3.315	E6	-4.0	0#	0.00
35	L7	AR1260 (5)	2.254	2.060	E6	8.6	0#	0.00

Evaluate Continuing Calibration Report

Signal #1 : I:\GCDATA\U\102708\U0316979.D\ECD1A.CH Vial: 33
Signal #2 : I:\GCDATA\U\102708\U0316979.D\ECD2B.CH
Acq On : 10-28-08 12:44:29 Operator: AA
Sample : AR2154-3 Inst : Instrumen
Misc : 8082 STD Multiplr: 1.00
IntFile Signal #1: autoint1.e IntFile Signal #2: autoint2.e

Method : H:\GCDATA\METHODS\U_ICAL\080408AU.M (Chemstation Integrator)
Title : 8082_PCB_Method / 608_PCB
Last Update : Tue Aug 05 11:57:42 2008
Response via : Multiple Level Calibration

Min. RRF : 0.000 Min. Rel. Area : 50% Max. R.T. Dev 0.50min
Max. RRF Dev : 15% Max. Rel. Area : 150%

		Compound	AvgRF	CCRF		%Dev	Area%	Dev(min)
1	S	Tetrachloro-m-xylene	10.687	12.249	E6	-14.6	0#	0.00
2	S	Decachlorobiphenyl	14.207	12.689	E6	[illegible]	0#	0.00
8	L2	AR1221	123.802	154.524	E3	-24.8#	0#	-0.02
9	L2	AR1221 (2)	53.449	78.200	E3	-46.3#	0#	-0.02
10	L2	AR1221 (3)	316.695	351.600	E3	[illegible]	0#	-0.02
26	L6	AR1254	480.453	484.878	E3	-0.9	0#	-0.02
27	L6	AR1254 (2)	754.097	787.820	E3	-4.5	0#	-0.02
28	L6	AR1254 (3)	733.294	819.560	E3	-11.8	0#	-0.02
29	L6	AR1254 (4)	807.148	882.772	E3	-9.4	0#	-0.02
30	L6	AR1254 (5)	344.366	393.915	E3	-14.4	0#	-0.02
		Signal #2						
1	S	Tetrachloro-m-xylene	23.259	29.469	E6	-26.7#	0#	0.00
2	S	Decachlorobiphenyl	28.909	26.652	E6	7.8	0#	0.00
8	L2	AR1221	298.384	339.850	E3	-13.9	0#	-0.01
9	L2	AR1221 (2)	210.593	226.899	E3	-7.7	0#	-0.02
10	L2	AR1221 (3)	822.230	871.388	E3	-6.0	0#	-0.03
26	L6	AR1254	1.096	1.290	E6	-17.7#	0#	-0.01
27	L6	AR1254 (2)	1.249	1.436	E6	-15.0	0#	-0.01
28	L6	AR1254 (3)	1.922	1.997	E6	-3.9	0#	-0.01
29	L6	AR1254 (4)	1.745	2.117	E6	-21.3#	0#	-0.01
30	L6	AR1254 (5)	1.846	1.824	E6	1.2	0#	-0.01

Results from Sig. 2

(#) = Out of Range SPCC's out = 0 CCC's out = 0
U0316979.D 080408AU.M Tue Oct 28 16:25:22 2008 1

Evaluate Continuing Calibration Report

Signal #1 : I:\GCDATA\U\103008\U0317043.D\ECD1A.CH Vial: 37
Signal #2 : I:\GCDATA\U\103008\U0317043.D\ECD2B.CH
Acq On : 10-30-08 05:46:47 Operator: AA
Sample : AR1660-3 Inst : Instrumen
Misc : 8082 STD Multiplr: 1.00
IntFile Signal #1: autoint1.e IntFile Signal #2: autoint2.e

Method : H:\GCDATA\METHODS\U_ICAL\080408AU.M (Chemstation Integrator)
Title : 8082_PCB_Method / 608_PCB
Last Update : Wed Oct 29 12:14:54 2008
Response via : Multiple Level Calibration

Min. RRF : 0.000 Min. Rel. Area : 50% Max. R.T. Dev 0.50min
Max. RRF Dev : 15% Max. Rel. Area : 150%

		Compound	AvgRF	CCRF		%Dev	Area%	Dev(min)
1	S	Tetrachloro-m-xylene	10.687	10.321	E6	3.4	0#	0.07
2	S	Decachlorobiphenyl	14.207	13.757	E6	3.2	0#	-0.01
3	L1	AR1016	448.402	421.195	E3	6.1	0#	0.03
4	L1	AR1016 (2)	625.726	518.349	E3	17.2#	0#	0.01
5	L1	AR1016 (3)	379.079	369.739	E3	2.5	0#	0.01
6	L1	AR1016 (4)	238.873	226.095	E3	5.3	0#	0.00
7	L1	AR1016 (5)	297.773	281.295	E3	5.5	0#	0.00
31	L7	AR1260	723.247	647.453	E3	10.5	0#	0.00
32	L7	AR1260 (2)	1.338	1.241	E6	7.2	0#	0.00
33	L7	AR1260 (3)	1.043	0.964	E6	7.6	0#	0.00
34	L7	AR1260 (4)	1.660	1.539	E6	7.3	0#	0.00
35	L7	AR1260 (5)	756.756	719.452	E3	4.9	0#	0.00
		Signal #2						
1	S	Tetrachloro-m-xylene	23.259	21.777	E6	6.4	0#	0.07
2	S	Decachlorobiphenyl	28.909	27.896	E6	3.5	0#	0.00
3	L1	AR1016	1.160	1.024	E6	11.7	0#	0.03
4	L1	AR1016 (2)	960.037	812.484	E3	15.4#	0#	0.00
5	L1	AR1016 (3)	558.518	502.728	E3	10.0	0#	0.00
6	L1	AR1016 (4)	715.065	625.966	E3	12.5	0#	0.00
7	L1	AR1016 (5)	679.519	592.394	E3	12.8	0#	0.00
31	L7	AR1260	1.840	1.532	E6	16.7#	0#	0.00
32	L7	AR1260 (2)	2.363	2.084	E6	11.8	0#	0.00
33	L7	AR1260 (3)	1.554	1.351	E6	13.1	0#	0.00
34	L7	AR1260 (4)	3.189	3.429	E6	-7.5	0#	0.00
35	L7	AR1260 (5)	2.254	2.096	E6	7.0	0#	0.00

Evaluate Continuing Calibration Report

Signal #1 : I:\GCDATA\U\103008\U0317056.D\ECD1A.CH Vial: 9
Signal #2 : I:\GCDATA\U\103008\U0317056.D\ECD2B.CH
Acq On : 10-30-08 16:20:14 Operator: AA
Sample : AR1660-3 Inst : Instrumen
Misc : 8082 STD Multiplr: 1.00
IntFile Signal #1: autoint1.e IntFile Signal #2: autoint2.e

Method : H:\GCDATA\METHODS\U_ICAL\080408AU.M (Chemstation Integrator)
Title : 8082_PCB_Method / 608_PCB
Last Update : Wed Oct 29 12:14:54 2008
Response via : Multiple Level Calibration

Min. RRF : 0.000 Min. Rel. Area : 50% Max. R.T. Dev 0.50min
Max. RRF Dev : 15% Max. Rel. Area : 150%

		Compound	AvgRF	CCRF		%Dev	Area%	Dev(min)
1	S	Tetrachloro-m-xylene	10.687	10.225	E6	4.3	0#	0.00
2	S	Decachlorobiphenyl	14.207	12.347	E6	13.1	0#	-0.01
3	L1	AR1016	448.402	405.175	E3	9.6	0#	0.02
4	L1	AR1016 (2)	625.726	515.437	E3	17.6#	0#	0.00
5	L1	AR1016 (3)	379.079	347.995	E3	8.2	0#	0.00
6	L1	AR1016 (4)	238.873	208.676	E3	12.6	0#	0.00
7	L1	AR1016 (5)	297.773	256.719	E3	13.8	0#	0.00
31	L7	AR1260	723.247	588.779	E3	18.6#	0#	0.00
32	L7	AR1260 (2)	1.338	1.130	E6	15.5#	0#	0.00
33	L7	AR1260 (3)	1.043	0.864	E6	17.2#	0#	0.00
34	L7	AR1260 (4)	1.660	1.401	E6	15.6#	0#	0.00
35	L7	AR1260 (5)	756.756	666.624	E3	11.9	0#	0.00
		Signal #2						
1	S	Tetrachloro-m-xylene	23.259	21.050	E6	9.5	0#	0.00
2	S	Decachlorobiphenyl	28.909	25.945	E6	10.3	0#	0.00
3	L1	AR1016	1.160	0.990	E6	14.7	0#	0.00
4	L1	AR1016 (2)	960.037	758.172	E3	21.0#	0#	0.00
5	L1	AR1016 (3)	558.518	480.623	E3	13.9	0#	0.00
6	L1	AR1016 (4)	715.065	588.097	E3	17.8#	0#	0.00
7	L1	AR1016 (5)	679.519	568.177	E3	16.4#	0#	0.00
31	L7	AR1260	1.840	1.518	E6	17.5#	0#	0.00
32	L7	AR1260 (2)	2.363	1.971	E6	16.6#	0#	-0.01
33	L7	AR1260 (3)	1.554	1.201	E6	22.7#	0#	0.00
34	L7	AR1260 (4)	3.189	3.111	E6	2.4	0#	0.00
35	L7	AR1260 (5)	2.254	2.024	E6	10.2	0#	0.00

NB Samples affected

(#) = Out of Range SPCC's out = 0 CCC's out = 0
U0317056.D 080408AU.M Fri Oct 31 10:39:00 2008 1

Evaluate Continuing Calibration Report

Signal #1 : I:\GCDATA\U\103008\U0317067.D\ECD1A.CH Vial: 20
Signal #2 : I:\GCDATA\U\103008\U0317067.D\ECD2B.CH
Acq On : 10-30-08 22:12:36 Operator: AA
Sample : AR1660-3 Inst : Instrumen
Misc : 8082 STD Multiplr: 1.00
IntFile Signal #1: autoint1.e IntFile Signal #2: autoint2.e

Method : H:\GCDATA\METHODS\U_ICAL\080408AU.M (Chemstation Integrator)
Title : 8082_PCB_Method / 608_PCB
Last Update : Wed Oct 29 12:14:54 2008
Response via : Multiple Level Calibration

Min. RRF : 0.000 Min. Rel. Area : 50% Max. R.T. Dev 0.50min
Max. RRF Dev : 15% Max. Rel. Area : 150%

		Compound	AvgRF	CCRF		%Dev	Area%	Dev(min)
1	S	Tetrachloro-m-xylene	10.687	10.170	E6	4.8	0#	0.00
2	S	Decachlorobiphenyl	14.207	12.722	E6	10.5	0#	-0.01
3	L1	AR1016	448.402	398.251	E3	11.2	0#	0.00
4	L1	AR1016 (2)	625.726	622.329	E3	0.5	0#	0.00
5	L1	AR1016 (3)	379.079	355.452	E3	6.2	0#	0.00
6	L1	AR1016 (4)	238.873	221.817	E3	7.1	0#	0.00
7	L1	AR1016 (5)	297.773	262.676	E3	11.8	0#	-0.01
31	L7	AR1260	723.247	617.767	E3	14.6	0#	-0.01
32	L7	AR1260 (2)	1.338	1.167	E6	12.8	0#	-0.02
33	L7	AR1260 (3)	1.043	0.908	E6	12.9	0#	-0.01
34	L7	AR1260 (4)	1.660	1.437	E6	13.4	0#	-0.01
35	L7	AR1260 (5)	756.756	655.422	E3	13.4	0#	-0.01
		Signal #2						
1	S	Tetrachloro-m-xylene	23.259	21.663	E6	6.9	0#	0.00
2	S	Decachlorobiphenyl	28.909	26.926	E6	6.9	0#	0.00
3	L1	AR1016	1.160	0.994	E6	14.3	0#	0.00
4	L1	AR1016 (2)	960.037	807.426	E3	15.9#	0#	0.00
5	L1	AR1016 (3)	558.518	481.795	E3	13.7	0#	0.00
6	L1	AR1016 (4)	715.065	612.558	E3	14.3	0#	0.00
7	L1	AR1016 (5)	679.519	575.411	E3	15.3#	0#	0.00
31	L7	AR1260	1.840	1.495	E6	18.8#	0#	-0.01
32	L7	AR1260 (2)	2.363	2.039	E6	13.7	0#	0.00
33	L7	AR1260 (3)	1.554	1.294	E6	16.7#	0#	0.00
34	L7	AR1260 (4)	3.189	3.281	E6	-2.9	0#	0.00
35	L7	AR1260 (5)	2.254	2.050	E6	9.1	0#	0.00

PESTICIDE/PCB EXTRACTION LOG

SOIL / WATER / WIPES / OIL

Sep. Funnel 3510C / Continuous 3520C / Soxhlet 3540C / Sonication 3550B / Waste Dilution 3580A

OLCO3.2 / OLMO4.2 / OLMO3.2 / OLM04.3

Approval / Date: VT 10/24/08 GPC: Y (N)

Analysis Method: 8082

Ext. Chemist: N.P. Date: 10.24.08 Conc. Chemist: N.P. Date: 10.24.08

Cleanup:

Florisil (3620B)(F) Date: — Acid(3665A)(A) Date 10-24-08 Sulfur (3660B)(S) Date: —

Lot #: — Lot #: 071680 Lot #: —

Spike Witness Initials: VT

GPL W. O. #	Frac.	Init pH	Sample Vol. gram / mL	Surr. Vol. mL	Spike Vol. mL	Adjust. pH	F / A / S Cleanup	F.V. mL
810157	BLK 106296	—	30.00	1.0	—	—	A	10.0
	BKS		30.00		1.0			
	003 MS		30.00					
	003 MSD		30.01					
	001		30.00		—			
	002		30.02					
	003		30.00					
	004		30.00					
	007		30.00					
	008		30.03					
	009		30.01					
	010		30.02					
	013		30.00					
	014		30.00					
	015		30.00					
	016		29.99					
	017		30.01					
	018		30.00					
	019		30.00					
	020		30.00					
			N.P. 10-24-08					

Solvent: DCM / Acetone Solvent: Hexane Surrogate Soln#: 43895 Matrix Spike Soln #: 43770

Lot #: E29401 / E4525 Lot #: G31E29 Surr. Soln Conc(s): 0.2 ppm MS Soln Conc(s): 5.5 ppm

Sodium Sulfate # : C37580

Comments & Observations:

PESTICIDE/PCB EXTRACTION LOG

SOIL / WATER / WIPES / OIL

Sep. Funnel 3510C / Continuous 3520C / Soxhlet 3540C / Sonication 3550B / Waste Dilution 3580A
OLCO3.2 / OLMO4.2 / OLMO3.2 / OLM04.3

Approval / Date: ST 10/29/08

GPC: Y / (N)

Analysis Method: 8081A (GC)

Ext. Chemist: VT Date: 10/29/08 Conc. Chemist: VT Date: 10/29/08

Cleanup:

Florisil (3620B)(F) Date: — Acid(3665A)(A) Date 10/29/08 Sulfur (3660B)(S) Date: —

Lot #: — Lot #: 071080 Lot #: —

Spike Witness Initials: ST

GPL W. O. #	Frac.	Init pH	Sample Vol. gram / mL	Surr. Vol. mL	Spike Vol. mL	Adjust. pH	F / A / S Cleanup	F.V. mL
810187	BLK	—	30.00	1.0	—	—	A	10.0
	BKS		30.00		1.0			
	19 MS		29.99					
	19 MSD		30.01		↓			
	002		30.00		—			
	003		30.00					
	004		30.00					
	007		29.99					
	008		30.00					
	009		30.01					
	010		29.99					
	011		30.00					
	012		30.00					
	015		30.00					
	016		30.01					
	017		29.99					
	018		30.00					
	019		30.00					
↓	20	↓	30.00	↓	↓	↓	↓	↓
810187	05		30.00					
↓	06	↓	30.00					
			10/29/08					
		VT						

Solvent: DCM / Acetone Solvent: Hexane Surrogate Soln#: 43895 Matrix Spike Soln #: 43770

Lot #: G2940, E498, E51 Lot #: G31E89 Surr. Soln Conc(s): 0.2 ppm MS Soln Conc(s): 5.5 ppm

Sodium Sulfate # : C37580

Comments & Observations:

GPL Laboratories, LLC *Document Control No: GP_G_107*

GC ANALYSIS LOG

Instrument ID: HP5890 # L Reviewed by: RP Date: 8/6/08

Data Acquisition Method:	Pest32// PCB32 / Herb32 /
Injector Temp (oC):	~~180~~ /200) / 240 /
Detector Temp(oC):	300
Oven Initial Temp(oC):	60 /150 /
Initial Time (min):	0.0 / 0.50 /1.0 /
Ramp Rate (oC/min) :	10-200-4 / 11-280-14 / 18-300-7
Final Temp(oC):	200 /275 /300 /
Injection Volume(uL):	1.0 / 2.0 / 2.5 /

Detector A

Column:	RTX-CLP	30meter
ID:	0.32 mm	

Detector B

Column:	RTX-CLP2	30 meter
ID:	0.32 mm	

ICAL Method: 080408A.M Analyst: RP

Injection Log

Directory: i:\gcdata\u\080408a

Seq.	L	Vial	FileName	Multiplier	SampleName	Misc Info	Injected
	L	1	u0316110.d	1.	AR2154-5	8082 STD	4 Aug 08 15:51
		1	u0316111.d	1.	AR2154-5	8082 STD	4 Aug 08 16:23
	L	2	u0316112.d	1.	AR2154-4	8082 STD	4 Aug 08 16:55
		3	u0316113.d	1.	AR2154-3	8082 STD	4 Aug 08 17:27
	L	4	u0316114.d	1.	AR2154-2	8082 STD	4 Aug 08 17:59
		5	u0316115.d	1.	AR2154-1	8082 STD	4 Aug 08 18:31
	L	6	u0316116.d	1.	AR2154-0.5	8082 STD	4 Aug 08 19:03
		7	u0316117.d	1.	AR1242-5	8082 STD	4 Aug 08 19:35
	L	8	u0316118.d	1.	AR1242-4	8082 STD	4 Aug 08 20:07
		9	u0316119.d	1.	AR1242-3	8082 STD	4 Aug 08 20:39
	L	10	u0316120.d	1.	AR1242-2	8082 STD	4 Aug 08 21:11
		11	u0316121.d	1.	AR1242-1	8082 STD	4 Aug 08 21:43
	L	12	u0316122.d	1.	AR1242-0.5	8082 STD	4 Aug 08 22:16
		13	u0316123.d	1.	AR1248-5	8082 STD	4 Aug 08 22:48
	L	14	u0316124.d	1.	AR1248-4	8082 STD	4 Aug 08 23:20
		15	u0316125.d	1.	AR1248-3	8082 STD	4 Aug 08 23:52
	L	16	u0316126.d	1.	AR1248-2	8082 STD	5 Aug 08 00:24
		17	u0316127.d	1.	AR1248-1	8082 STD	5 Aug 08 00:56
	L	18	u0316128.d	1.	AR1248-0.5	8082 STD	5 Aug 08 01:28
		19	u0316129.d	1.	AR1232-5	8082 STD	5 Aug 08 02:00
	L	20	u0316130.d	1.	AR1232-4	8082 STD	5 Aug 08 02:32
		21	u0316131.d	1.	AR1232-3	8082 STD	5 Aug 08 03:04
	L	22	u0316132.d	1.	AR1232-2	8082 STD	5 Aug 08 03:36
		23	u0316133.d	1.	AR1232-1	8082 STD	5 Aug 08 04:08
	L	24	u0316134.d	1.	AR1232-0.5	8082 STD	5 Aug 08 04:40
		25	u0316135.d	1.	AR1262-3	8082 STD	5 Aug 08 05:12
	L	26	u0316136.d	1.	AR1268-3	8082 STD	5 Aug 08 05:44
		27	u0316137.d	1.	AR1660-5	8082 STD	5 Aug 08 06:16
	L	28	u0316138.d	1.	AR1660-4	8082 STD	5 Aug 08 06:48
		29	u0316139.d	1.	AR1660-3	8082 STD	5 Aug 08 07:21
	L	30	u0316140.d	1.	AR1660-2	8082 STD	5 Aug 08 07:53
		31	u0316141.d	1.	AR1660-1	8082 STD	5 Aug 08 08:25
	L	32	u0316142.d	1.	AR1660-0.5	8082 STD	5 Aug 08 08:57
		33	u0316143.d	1.	AR1660-ICV	8082 STD	5 Aug 08 09:29
	L	34	u0316144.d	1.	AR2154-3	8082 STD	5 Aug 08 10:01
		35	u0316145.d	1.	AR1242-3	8082 STD	5 Aug 08 10:33
	L	36	u0316146.d	1.	AR1248-3	8082 STD	5 Aug 08 11:06
		37	u0316147.d	1.	AR1232-3	8082 STD	5 Aug 08 11:38
	L	38	u0316148.d	1.	BLK104873	BLK,L	5 Aug 08 12:10
		39	u0316149.d	1.	807148-012-012-1/1	38092,L	5 Aug 08 12:42
	L	40	u0316150.d	1.	807148-012-012-1/1DUP	38092,L	5 Aug 08 13:14
		41	u0316151.d	1.	807148-012-012-1/1TRIP	38092,L	5 Aug 08 13:46
	L	42	u0316152.d	1.	807148-013-013-1/1	38095,L	5 Aug 08 14:18
		43	u0316153.d	1.	807148-013-013-1/1DUP	38095,L	5 Aug 08 14:50
	L	44	u0316154.d	1.	807148-013-013-1/TRIP	38095,L	5 Aug 08 15:22
		45	u0316155.d	1.	BLK104794	BLK,S	5 Aug 08 15:54
	L	46	u0316156.d	1.	BKS104794	BKS,S	5 Aug 08 16:26
		47	u0316157.d	1.	BKSD104794	BKS,S	5 Aug 08 16:58
	L	48	u0316158.d	1.	807152-007-007-1/1	38142,S	5 Aug 08 17:30
		49	u0316159.d	1.	AR1660-3	8082 STD	5 Aug 08 18:02
Comments:		50	u0316160.d	1.	AR1254-3	8082 STD	5 Aug 08 18:34
		51	u0316161.d	1.	AR1242-3	8082 STD	5 Aug 08 19:06
		52	u0316162.d	1.	AR1232-3	8082 STD	5 Aug 08 19:38
		53	u0316163.d	1.	AR1248-3	8082 STD	5 Aug 08 20:10
		54	u0316164.d	1.	807152-007-07-1/1 50X	38142 DL,S	5 Aug 08 20:42
		55	u0316165.d	1.	807152-007-07-1/1 100X	38142 DL,S	5 Aug 08 21:14
		56	u0316166.d	1.	BLK104880	BLK,W	5 Aug 08 21:46

GC ANALYSIS LOG

Intrument ID: HP5890 # U Reviewed by: RP Date: 10/28/08

Data Acquisition Method:	Pest32 / RCB32 / Herb32
Injector Temp (oC):	180 / 200 / 240 /
Detector Temp(oC):	300
Oven Initial Temp(oC):	60 / 150 /
Initial Time (min):	0.0 / 0.50 / 1.0 /
Ramp Rate (oC/min) :	10-200-4 / 280 -4 / 300-x
Final Temp(oC):	200 / 275 / 300 /
Injection Volume(uL):	1.0 / 2.0 / 2.5 / µL

Detector A

Column:	RTX-CLP 30meter
ID:	0.32 mm

Detector B

Column:	RTX-CLP2 30 meter
ID:	0.32 mm

ICAL Method: 080408 Analyst: AA

Seq.	File ID	GPL ID	Dil	Matrix	Date	Comments
102708	U					
	U					
	U					

GPL Laboratories, LLC

Document Control No: GP_G_106

GC ANALYSIS LOG

Instrument ID: HP5890 # V

Reviewed by: RP Date: 10/28/08

Data Acquisition Method:	Pest32 / PCB32 / Herb32
Injector Temp (oC):	180 / 200 / 240
Detector Temp(oC):	300
Oven Initial Temp(oC):	60 / 150
Initial Time (min):	0.0 / 0.50 / 1.0 4 min
Ramp Rate (oC/min) :	10 @ 200/4 / 280 -6 / 300 -7
Final Temp(oC):	200 / 275 / 300
Injection Volume(uL):	1.0 / 2.0 / 2.5 µL

Detector A

Column:	RTX-CLP 30 meter
ID:	0.32 mm

Detector B

Column:	RTX-CLP2 30 meter
ID:	0.32 mm

ICAL Method: 102402

Analyst: AA

Seq.	File ID		GPL ID			Dil	Matrix	Date	Comments
102402	V	Line	Vial	FileName	Multiplier	SampleName		Misc Info	Injected
		1	1	v027936.d	1.	AR1242-3		8082 STD	24 Oct 08 09:27
	V	2	1	v027937.d	1.	AR1242-3		8082 STD	24 Oct 08 09:57
		3	2	v027938.d	1.	AR2154-3		8082 STD	24 Oct 08 10:27
	V	4	3	v027939.d	1.	AR1248-3 43781		8082 STD	24 Oct 08 10:57
		5	4	v027940.d	1.	AR1232-3		8082 STD	24 Oct 08 11:26
	V	6	5	v027941.d	1.	AR1660 LE-5		8082 STD	24 Oct 08 11:57
		7	6	v027942.d	1.	AR1660 LE-4		8082 STD	24 Oct 08 12:26
	V	8	7	v027943.d	1.	AR1660 LE-3 43774		8082 STD	24 Oct 08 12:56
		9	8	v027944.d	1.	AR1660 LE-2		8082 STD	24 Oct 08 13:26
	V	10	9	v027945.d	1.	AR1660 LE-1		8082 STD	24 Oct 08 13:56
		11	10	v027946.d	1.	AR1660 LE-0.5		8082 STD	24 Oct 08 14:26
	V	12	11	v027947.d	1.	AR1660 ICV		8082 STD	24 Oct 08 14:56
		13	12	v027948.d	1.	PCB MS CHK 44308			24 Oct 08 16:20
	V	14	13	v027949.d	1.	BLK106265		BLK106265	24 Oct 08 16:50
		15	14	v027950.d	1.	BKS106265		BKS106265	24 Oct 08 17:20
	V	16	15	v027951.d	1.	810139-001-001-1/1		SB-557-550-0.5	24 Oct 08 17:50
		17	16	v027952.d	1.	810139-002-002-1/1		SB-557-550.-15	24 Oct 08 18:20
	V	18	17	v027953.d	1.	810139-003-003-1/1		SB-557-2	24 Oct 08 18:50
		19	18	v027954.d	1.	810139-003-003-1/1MS		SB-557-2MS	24 Oct 08 19:20
	V	20	19	v027955.d	1.	810139-003-003-1/1MSD		SB-557-2MSD	24 Oct 08 19:50
		21	20	v027956.d	1.	810139-004-004-1/1		SB-557-4	24 Oct 08 20:20
	V	22	21	v027957.d	1.	810139-007-007-1/1		SB-558-550-0.5	24 Oct 08 20:50
		23	22	v027958.d	1.	AR1660-3 43774		8082 STD	24 Oct 08 21:20
	V	24	22	v027959.d	1.	AR1660-3 43774		8082 STD	24 Oct 08 21:50
		25	23	v027960.d	1.	810139-008-008-1/1		SB-558-550.5-1	24 Oct 08 22:20
	V	26	24	v027961.d	1.	810139-009-009-1/1		SB-558-2	24 Oct 08 22:50
		27	25	v027962.d	1.	810139-010-010-1/1		SB-558-4	24 Oct 08 23:20
	V	28	26	v027963.d	1.	810139-013-013-1/1		SB-555-550-0.5	24 Oct 08 23:50
		29	27	v027964.d	1.	810139-014-014-1/1		SB-555-550.5-1	25 Oct 08 00:20
	V	30	28	v027965.d	1.	810139-015-015-1/1		SB-555-2	25 Oct 08 00:50
		31	29	v027966.d	1.	810139-016-016-1/1		SB-555-4	25 Oct 08 01:20
	V	32	30	v027967.d	1.	810139-017-017-1/1		SB-555-6	25 Oct 08 01:50
		33	31	v027968.d	1.	810139-018-018-1/1		SB-555-8	25 Oct 08 02:20
	V	34	32	v027969.d	1.	810139-019-019-1/1		SB-556-550-0.5	25 Oct 08 02:50
		35	33	v027970.d	1.	AR1660-3 43774		8082 STD	25 Oct 08 03:19
	V	36	33	v027971.d	1.	AR1660-3		8082 STD	25 Oct 08 03:50
		37	34	v027972.d	1.	810139-020-020-1/1		SB-556-550.5-1	25 Oct 08 04:20
	V	38	35	v027973.d	1.	BLK106278		BLK106278	25 Oct 08 04:50
		39	36	v027974.d	1.	BKS106278		BKS106278	25 Oct 08 05:19
	V	40	37	v027975.d	1.	810157-001-001-1/1		SB-569-550-0.5	25 Oct 08 05:49
		41	38	v027976.d	1.	810157-002-002-1/1		SB-569-550.5-1	25 Oct 08 06:19
	V	42	39	v027977.d	1.	810157-003-003-1/1		SB-569-2	25 Oct 08 06:49
		43	40	v027978.d	1.	810157-003-003-1/1MS		SB-569-2MS,S	25 Oct 08 07:19
	V	44	41	v027979.d	1.	810157-003-003-1/1MSD		SB-569-2MSD	25 Oct 08 07:49
		45	42	v027980.d	1.	810157-004-004-1/1		SB-569-4,S	25 Oct 08 08:19
	V	46	43	v027981.d	1.	810157-007-007-1/1		SB-570-550-0.5,S	25 Oct 08 08:49
		47	44	v027982.d	1.	AR1660-3 43774		8082 STD	25 Oct 08 09:19
		48	44	v027983.d	1.	AR1660-3		8082 STD	25 Oct 08 09:49
		49	45	v027984.d	1.	810157-008-008-1/1		SB-570-550-0.5-1,S	25 Oct 08 10:19
		50	46	v027985.d	1.	810157-009-009-1/1		SB-570-2	25 Oct 08 10:49
		51	47	v027986.d	1.	810157-010-010-1/1		SB-570-4	25 Oct 08 11:19
		52	48	v027987.d	1.	810157-013-013-1/1		SB-565-550-0.5,S	25 Oct 08 11:49
		53	49	v027988.d	1.	810157-014-014-1/1		SB-565-550-5.1,S	25 Oct 08 12:19
		54	50	v027989.d	1.	810157-015-015-1/1		SB-565-2,S	25 Oct 08 12:49
		55	51	v027990.d	1.	810157-016-016-1/1		SB-565-4	25 Oct 08 13:19
		56	52	v027991.d	1.	810157-017-017-1/1		SB-565-6	25 Oct 08 13:49
		57	53	v027992.d	1.	810157-018-018-1/1		SB-565-8	25 Oct 08 14:19

Comments:

GPL Laboratories, LLC *Document Control No: GP_G_106*

GC ANALYSIS LOG

Instrument ID: HP5890 # V Reviewed by:_____ Date:_____

Data Acquisition Method:	Pest32 / PCB32 / Herb32
Injector Temp (oC):	180 / 200 / 240
Detector Temp(oC):	300
Oven Initial Temp(oC):	60 / 150
Initial Time (min):	0.0 / 0.50 / 1.0 4 min
Ramp Rate (oC/min) :	10 - 200/4/200-4/300 - 7 min
Final Temp(oC):	200 / 275 / 300
Injection Volume(uL):	1.0 / 2.0 / 2.5

Detector A

Column:	RTX-CLP 30 meter
ID:	0.32 mm

Detector B

Column:	RTX-CLP2 30 meter
ID:	0.32 mm

ICAL Method: 102408 Analyst: AA

Seq.	File ID	GPL ID	Dil	Matrix	Date	Comments
102408	V					
	V					
	V					
	V					
	V					
	V					
	V					
	V					
	V					
	V					
	V					
	V					
	V					
	V					
	V					
	V					
	V					
	V					
	V					
	V					
	V					
	V					
	V					
	V					

Injection Log

Directory: h:\gcdata\v\102408

Line	Vial	FileName	Multiplier	SampleName	Misc Info	Injected
58	54	v027993.d	1.	810157-019-019-1/1	SB-566-550-0.5	25 Oct 08 14:49
59	55	v027994.d	1.	AR1660-3 43774	8082 STD	25 Oct 08 15:19
60	55	v027995.d	1.	AR1660-3	8082 STD	25 Oct 08 15:49
61	56	v027996.d	1.	810157-020-020-1/1	SB-566-550.5-1	25 Oct 08 16:19
62	57	v027997.d	1.	AR1660-3 43774	8082 STD	25 Oct 08 16:49
63	57	v027998.d	1.	AR1660-3	8082 STD	25 Oct 08 17:19

Comments: _____

GC ANALYSIS LOG

Intrument ID: HP5890 # U Reviewed by: RP Date: 10/31/08

Data Acquisition Method:	Pest32 / PCB32 / Herb32
Injector Temp (oC):	180 / 200 / 240 /
Detector Temp(oC):	300
Oven Initial Temp(oC):	60 / 150 /
Initial Time (min):	0.0 / 0.50 / 1.0 / 4 min
Ramp Rate (oC/min) :	10 - 200-4 / 280-4 / -300-4
Final Temp(oC):	200 / 275 / 300 /
Injection Volume(uL):	1.0 / 2.0 / 2.5 /

Detector A

Column:	RTX-CLP	30meter
ID:	0.32 mm	

Detector B

Column:	RTX-CLP2	30 meter
ID:	0.32 mm	

ICAL Method: 080408AU.m Analyst: AK

Seq.	File ID	GPL ID	Dil	Matrix	Date	Comments
1030.08	U					
	U					
	U					
	U					
	U					
	U					
	U					
	U					
	U					
	U					
	U					
	U					
	U					
	U					
	U					
	U					
	U					
	U					
	U					
	U					
	U					
	U					
	U					
	U					
	U					
	U					
	U					
	U					
	U					

Injection Log

Directory: h:\gcdata\u\103008

Line	Vial	FileName	Multiplier	SampleName	Misc Info	Injected
1	37	u0317043.d	1.	AR1660-3	8082 STD	30 Oct 08 05:46
2	38	u0317044.d	1.	AR2154-3	8082 STD	30 Oct 08 06:18
3	39	u0317045.d	1.	810157-005-005-1/1	SB-569-6,S	30 Oct 08 06:50
4	40	u0317046.d	1.	810157-006-006-1/1	SB-569-8,S	30 Oct 08 07:22
5	1	u0317047.d	1.	810185-019-019-1/1	SB-551-SS[CS],S	30 Oct 08 08:26
6	2	u0317048.d	1.	810140-009-009-1/1	SB-561-6,S	30 Oct 08 08:58
7	3	u0317049.d	1.	810140-010-010-1/1	SB-561-8,S	30 Oct 08 09:30
8	4	u0317050.d	1.	810185-009-009-1/1	SB-542-4,S	30 Oct 08 10:02
9	5	u0317051.d	1.	810185-010-010-1/1	SB-567-550-0.5,S	30 Oct 08 10:34
10	6	u0317052.d	1.	810185-011-011-1/1	SB-567-550-5-1,S	30 Oct 08 11:06
11	7	u0317053.d	1.	810185-012-012-1/1	SB-567-2,S	30 Oct 08 11:38
12	8	u0317054.d	1.	810185-013-013-1/1	SB-552-550-0.5,S	30 Oct 08 12:11
13	9	u0317055.d	1.	AR1660-3	8082 STD	30 Oct 08 15:43
14	9	u0317056.d	1.	AR1660-3	8082 STD	30 Oct 08 16:20
15	10	u0317057.d	1.	810185-014-014-1/1	SB-552-550-5.1,S	30 Oct 08 16:52
16	11	u0317058.d	1.	810185-015-015-1/1	SB-552-2,S	30 Oct 08 17:24
17	12	u0317059.d	1.	810185-018-018-1/1	SB-552-SS[CS],S	30 Oct 08 17:56
18	13	u0317060.d	1.	810185-020-020-1/1	SB-551-550-0.5,S	30 Oct 08 18:28
19	14	u0317061.d	1.	BLK106344	BLK,S	30 Oct 08 19:00
20	15	u0317062.d	1.	BKS106344	BKS,S	30 Oct 08 19:32
21	16	u0317063.d	1.	810187-019-019-1/1	SB-548-4,S	30 Oct 08 20:04
22	17	u0317064.d	1.	810187-019-019-1/1MS	SB-548-4MS,S	30 Oct 08 20:36
23	18	u0317065.d	1.	810187-019-019-1/1MSD	SB-548-4MSD,S	30 Oct 08 21:08
24	19	u0317066.d	1.	810187-002-002-1/1	SB-543-550-0.5,S	30 Oct 08 21:40
25	20	u0317067.d	1.	AR1660-3	8082 STD	30 Oct 08 22:12
26	20	u0317068.d	1.	AR1660-3	8082 STD	30 Oct 08 22:44
27	21	u0317069.d	1.	810187-003-003-1/1	SB-543-550-5-1,S	30 Oct 08 23:16
28	22	u0317070.d	1.	810187-004-004-1/1	SB-543-550-5-1,S	30 Oct 08 23:48
29	23	u0317071.d	1.	810187-007-007-1/1	SB-DUP-5,S	31 Oct 08 00:20
30	24	u0317072.d	1.	810187-008-008-1/1	SB-DUP-6,S	31 Oct 08 00:52
31	25	u0317073.d	1.	810187-009-009-1/1	SB-571-550-0.5,S	31 Oct 08 01:24
32	26	u0317074.d	1.	810187-010-010-1/1	SB-571-550-5-1,S	31 Oct 08 01:56
33	27	u0317075.d	1.	810187-011-011-1/1	SB-571-2,S	31 Oct 08 02:28
34	28	u0317076.d	1.	810187-012-012-1/1	SB-571-4,S	31 Oct 08 03:00
35	29	u0317077.d	1.	810187-015-015-1/1	SB-548-550-0.5,S	31 Oct 08 03:32
36	30	u0317078.d	1.	810187-016-016-1/1	SB-548-550-5.1,S	31 Oct 08 04:04
37	31	u0317079.d	1.	AR1660-3	8082 STD	31 Oct 08 04:36
38	31	u0317080.d	1.	AR1660-3	8082 STD	31 Oct 08 05:08
39	32	u0317081.d	1.	810187-017-017-1/1	SB-548-2,S	31 Oct 08 05:40
40	33	u0317082.d	1.	810187-018-018-1/1	SB-548-3,S	31 Oct 08 06:12
41	31	u0317083.d	1.	AR1660-3	8082 STD	31 Oct 08 06:45

Comments:

GPL Laboratories, LLLP

Percent Solids Determination Log

Method Title:	CLP_SOLIDS	**Analyst:**	Paul Hewling
Method Reference:	Percent Solids by CLP	**Reviewed By/Date:**	
Analytical Balance ID:	Saratorius CP153	**Analytical Batch:**	118184
Date/Time In (Oven):	10/27/2008 10:42	**Oven Temperature:**	104C
Date/Time Out (Oven):	10/28/2008 10:42	**Oven Temperature:**	104C
Dessicator Temp:	22C	**% Humidity (<20%):**	12%

Drying Oven Temp Maintained at 103-105C

SDG	Lab Sample ID	Client Sample ID	Weight of Dish	Weight of Wet Sample + Dish	Weight of Dry Sample + Dish	Percent Moisture	Percent Solids	RPD (<20)
810157	810157-001-001-1/1	SB-569-550-0.5	1.3160g	11.0680g	9.8560g	12.4%	87.6%	
810157	810157-001-001-1/1D	SB-569-550-0.5	1.3120g	11.1350g	10.0130g	11.4%	88.6%	1.1
810157	810157-002-002-1/1	SB-569-550.5-1	1.3340g	10.9650g	10.6750g	3.0%	97.0%	
810157	810157-003-003-1/1	SB-569-2	1.3090g	11.2700g	9.7560g	15.2%	84.8%	
810157	810157-004-004-1/1	SB-569-4	1.3380g	11.0700g	9.8970g	12.1%	88.0%	
810157	810157-005-005-1/1	SB-569-6	1.3250g	10.9250g	9.3100g	16.8%	83.2%	
810157	810157-006-006-1/1	SB-569-8	1.3390g	11.3640g	10.0290g	13.3%	86.7%	
810157	810157-007-007-1/1	SB-570-550-0.5	1.3170g	10.5790g	9.6740g	9.8%	90.2%	
810157	810157-008-008-1/1	SB-570-550-0.5-1	1.3170g	11.9190g	10.9820g	8.8%	91.2%	
810157	810157-009-009-1/1	SB-570-2	1.3150g	11.8720g	11.0050g	8.2%	91.8%	
810157	810157-010-010-1/1	SB-570-4	1.3290g	10.9370g	10.2250g	7.4%	92.6%	
810157	810157-011-011-1/1	SB-570-6	1.3170g	11.5620g	10.1420g	13.9%	86.1%	
810157	810157-012-012-1/1	SB-570-8	1.3250g	10.8350g	9.6840g	12.1%	87.9%	
810157	810157-013-013-1/1	SB-565-550-0.5	1.3230g	11.2220g	9.8450g	13.9%	86.1%	
810157	810157-014-014-1/1	SB-565-550.5-1	1.3230g	11.0020g	9.5550g	15.0%	85.1%	
810157	810157-015-015-1/1	SB-565-2	1.3270g	11.4140g	10.0350g	13.7%	86.3%	
810157	810157-016-016-1/1	SB-565-4	1.3060g	10.9540g	9.9460g	10.5%	89.6%	
810157	810157-017-017-1/1	SB-565-6	1.3430g	11.1120g	9.8900g	12.5%	87.5%	
810157	810157-018-018-1/1	SB-565-8	1.3170g	11.5360g	9.8820g	16.2%	83.8%	
810157	810157-019-019-1/1	SB-566-550-0.5	1.3300g	10.2270g	9.3990g	9.3%	90.7%	
810157	810157-020-020-1/1	SB-566-550.5-1	1.3420g	10.8260g	9.9530g	9.2%	90.8%	

	Sample Id	Clas	Method	Q	Anal Date	Tech	SEQ No.	Multip	M	Prep	R	Client	A	B	C	Calculate	Meth	Col	Col	C	Perce	Last QC Sample
1																						
2																						
3																						
4	810157-001-0	SMP	CLP_SOLIDS		10-28-08 10:4	1300-35	118184	00000	S		Y	SB-569	1.31600	11.06800	9.85600	87.5718	1.0000			1	12.43	
5	810157-001-0	MD	CLP_SOLIDS		10-28-08 10:4	1300-35	118184	00000	S		Y	SB-569	1.31200	11.13500	10.01300	88.5778	1.0000			1	11.42	
6	810157-002-0	SMP	CLP_SOLIDS		10-28-08 10:4	1300-35	118184	00000	S		Y	SB-569	1.33400	10.96500	10.67500	96.9889	1.0000			1	3.01	
7	810157-003-0	SMP	CLP_SOLIDS		10-28-08 10:4	1300-35	118184	00000	S		Y	SB-569	1.30900	11.27000	9.75600	84.8007	1.0000			1	15.20	
8	810157-004-0	SMP	CLP_SOLIDS		10-28-08 10:4	1300-35	118184	00000	S		Y	SB-569	1.33800	11.07000	9.89700	87.9470	1.0000			1	12.05	
9	810157-005-0	SMP	CLP_SOLIDS		10-28-08 10:4	1300-35	118184	00000	S		Y	SB-569	1.32500	10.92500	9.31000	83.1771	1.0000			1	16.82	
10	810157-006-0	SMP	CLP_SOLIDS		10-28-08 10:4	1300-35	118184	00000	S		Y	SB-569	1.33900	11.36400	10.02900	86.6833	1.0000			1	13.32	
11	810157-007-0	SMP	CLP_SOLIDS		10-28-08 10:4	1300-35	118184	00000	S		Y	SB-570	1.31700	10.57900	9.67400	90.2289	1.0000			1	9.77	
12	810157-008-0	SMP	CLP_SOLIDS		10-28-08 10:4	1300-35	118184	00000	S		Y	SB-570	1.31700	11.91900	10.98200	91.1620	1.0000			1	8.84	
13	810157-009-0	SMP	CLP_SOLIDS		10-28-08 10:4	1300-35	118184	00000	S		Y	SB-570	1.31500	11.87200	11.00500	91.7874	1.0000			1	8.21	
14	810157-010-0	SMP	CLP_SOLIDS		10-28-08 10:4	1300-35	118184	00000	S		Y	SB-570	1.32900	10.93700	10.22500	92.5895	1.0000			1	7.41	
15	810157-011-0	SMP	CLP_SOLIDS		10-28-08 10:4	1300-35	118184	00000	S		Y	SB-570	1.31700	11.56200	10.14200	86.1396	1.0000			1	13.86	
16	810157-012-0	SMP	CLP_SOLIDS		10-28-08 10:4	1300-35	118184	00000	S		Y	SB-570	1.32500	10.83500	9.68400	87.8970	1.0000			1	12.10	
17	810157-013-0	SMP	CLP_SOLIDS		10-28-08 10:4	1300-35	118184	00000	S		Y	SB-565	1.32300	11.22200	9.84500	86.0895	1.0000			1	13.91	
18	810157-014-0	SMP	CLP_SOLIDS		10-28-08 10:4	1300-35	118184	00000	S		Y	SB-565	1.32300	11.00200	9.55500	85.0501	1.0000			1	14.95	
19	810157-015-0	SMP	CLP_SOLIDS		10-28-08 10:4	1300-35	118184	00000	S		Y	SB-565	1.32700	11.41400	10.03500	86.3289	1.0000			1	13.67	
20	810157-016-0	SMP	CLP_SOLIDS		10-28-08 10:4	1300-35	118184	00000	S		Y	SB-565	1.30600	10.95400	9.94600	89.5522	1.0000			1	10.45	
21	810157-017-0	SMP	CLP_SOLIDS		10-28-08 10:4	1300-35	118184	00000	S		Y	SB-565	1.34300	11.11200	9.89000	87.4910	1.0000			1	12.51	
22	810157-018-0	SMP	CLP_SOLIDS		10-28-08 10:4	1300-35	118184	00000	S		Y	SB-565	1.31700	11.53600	9.88200	83.8145	1.0000			1	16.19	
23	810157-019-0	SMP	CLP_SOLIDS		10-28-08 10:4	1300-35	118184	00000	S		Y	SB-566	1.33000	10.22700	9.39900	90.6935	1.0000			1	9.31	
24	810157-020-0	SMP	CLP_SOLIDS		10-28-08 10:4	1300-35	118184	00000	S		Y	SB-566	1.34200	10.82600	9.95300	90.7950	1.0000			1	9.20	

	Description {90}	An	Sample Id {92}	ST Sam	Method {94}	Results {95}	RL {96}	Raw R	Raw Results	Multiplier {99}	Reporting	Raw Unt	nFinal Result	Sort Order	spk Amount	% Recover	Raw Final {110}
1																	
2																	
3																	
4	Percent Solids		AN810157-001	SMP	CLP_SOLI	87.57	1.0000		87.5700	00000000	PER	PER	87.5700	0	0.0000	0.00	87.5700
5	Percent Solids		AN810157-001	MD /	CLP_SOLI	88.58	1.0000		88.5800	00000000	PER	PER	88.5800	0	0.0000	0.00	88.5800
6	Percent Solids		AN810157-002	SMP	CLP_SOLI	96.99	1.0000		96.9900	00000000	PER	PER	96.9900	0	0.0000	0.00	96.9900
7	Percent Solids		AN810157-003	SMP	CLP_SOLI	84.8	1.0000		84.8000	00000000	PER	PER	84.8000	0	0.0000	0.00	84.8000
8	Percent Solids		AN810157-004	SMP	CLP_SOLI	87.95	1.0000		87.9500	00000000	PER	PER	87.9500	0	0.0000	0.00	87.9500
9	Percent Solids		AN810157-005	SMP	CLP_SOLI	83.18	1.0000		83.1800	00000000	PER	PER	83.1800	0	0.0000	0.00	83.1800
10	Percent Solids		AN810157-006	SMP	CLP_SOLI	86.68	1.0000		86.6800	00000000	PER	PER	86.6800	0	0.0000	0.00	86.6800
11	Percent Solids		AN810157-007	SMP	CLP_SOLI	90.23	1.0000		90.2300	00000000	PER	PER	90.2300	0	0.0000	0.00	90.2300
12	Percent Solids		AN810157-008	SMP	CLP_SOLI	91.16	1.0000		91.1600	00000000	PER	PER	91.1600	0	0.0000	0.00	91.1600
13	Percent Solids		AN810157-009	SMP	CLP_SOLI	91.79	1.0000		91.7900	00000000	PER	PER	91.7900	0	0.0000	0.00	91.7900
14	Percent Solids		AN810157-010	SMP	CLP_SOLI	92.59	1.0000		92.5900	00000000	PER	PER	92.5900	0	0.0000	0.00	92.5900
15	Percent Solids		AN810157-011	SMP	CLP_SOLI	86.14	1.0000		86.1400	00000000	PER	PER	86.1400	0	0.0000	0.00	86.1400
16	Percent Solids		AN810157-012	SMP	CLP_SOLI	87.9	1.0000		87.9000	00000000	PER	PER	87.9000	0	0.0000	0.00	87.9000
17	Percent Solids		AN810157-013	SMP	CLP_SOLI	86.09	1.0000		86.0900	00000000	PER	PER	86.0900	0	0.0000	0.00	86.0900
18	Percent Solids		AN810157-014	SMP	CLP_SOLI	85.05	1.0000		85.0500	00000000	PER	PER	85.0500	0	0.0000	0.00	85.0500
19	Percent Solids		AN810157-015	SMP	CLP_SOLI	86.33	1.0000		86.3300	00000000	PER	PER	86.3300	0	0.0000	0.00	86.3300
20	Percent Solids		AN810157-016	SMP	CLP_SOLI	89.55	1.0000		89.5500	00000000	PER	PER	89.5500	0	0.0000	0.00	89.5500
21	Percent Solids		AN810157-017	SMP	CLP_SOLI	87.49	1.0000		87.4900	00000000	PER	PER	87.4900	0	0.0000	0.00	87.4900
22	Percent Solids		AN810157-018	SMP	CLP_SOLI	83.81	1.0000		83.8100	00000000	PER	PER	83.8100	0	0.0000	0.00	83.8100
23	Percent Solids		AN810157-019	SMP	CLP_SOLI	90.69	1.0000		90.6900	00000000	PER	PER	90.6900	0	0.0000	0.00	90.6900
24	Percent Solids		AN810157-020	SMP	CLP_SOLI	90.8	1.0000		90.8000	00000000	PER	PER	90.8000	0	0.0000	0.00	90.8000

	Description {90}	An	Sample Id {92}	Flag {111}	Val	Rpd {113}	Rpd Limit	N	mdl {125}	S	Retention Time	LCL {131	UCL {132	Moisture	Final Reporting	Final MDL {139}	Valid.Comments {145}	Anal Multiplier	Prep Multiplier
1																			
2																			
3																			
4	Percent Solids	AN810157-001				0		1	1.0000					12.43	1.000	1.00000		1.000	
5	Percent Solids	AN810157-001				1		1	1.0000					11.42	1.000	1.00000		1.000	
6	Percent Solids	AN810157-002				0		1	1.0000					3.01	1.000	1.00000		1.000	
7	Percent Solids	AN810157-003				0		1	1.0000					15.2	1.000	1.00000		1.000	
8	Percent Solids	AN810157-004				0		1	1.0000					12.05	1.000	1.00000		1.000	
9	Percent Solids	AN810157-005				0		1	1.0000					16.82	1.000	1.00000		1.000	
10	Percent Solids	AN810157-006				0		1	1.0000					13.32	1.000	1.00000		1.000	
11	Percent Solids	AN810157-007				0		1	1.0000					9.77	1.000	1.00000		1.000	
12	Percent Solids	AN810157-008				0		1	1.0000					8.84	1.000	1.00000		1.000	
13	Percent Solids	AN810157-009				0		1	1.0000					8.21	1.000	1.00000		1.000	
14	Percent Solids	AN810157-010				0		1	1.0000					7.41	1.000	1.00000		1.000	
15	Percent Solids	AN810157-011				0		1	1.0000					13.86	1.000	1.00000		1.000	
16	Percent Solids	AN810157-012				0		1	1.0000					12.1	1.000	1.00000		1.000	
17	Percent Solids	AN810157-013				0		1	1.0000					13.91	1.000	1.00000		1.000	
18	Percent Solids	AN810157-014				0		1	1.0000					14.95	1.000	1.00000		1.000	
19	Percent Solids	AN810157-015				0		1	1.0000					13.67	1.000	1.00000		1.000	
20	Percent Solids	AN810157-016				0		1	1.0000					10.45	1.000	1.00000		1.000	
21	Percent Solids	AN810157-017				0		1	1.0000					12.51	1.000	1.00000		1.000	
22	Percent Solids	AN810157-018				0		1	1.0000					16.19	1.000	1.00000		1.000	
23	Percent Solids	AN810157-019				0		1	1.0000					9.31	1.000	1.00000		1.000	
24	Percent Solids	AN810157-020				0		1	1.0000					9.2	1.000	1.00000		1.000	

Tetra Tech NUS **INTERNAL CORRESPONDENCE**

TO:	**M. MARTIN**	**DATE:**	**MAY 1st, 2008**
FROM:	**MEGAN CARSON**	**COPIES:**	**DV FILE**
SUBJECT:	**ORGANIC DATA VALIDATION- PCB LOCKHEED MIDDLE RIVER SDG 810158**		
SAMPLES:	18/Soil/		

SB-559-2	SB-559-4	SB-559-SS0.5-1	SB-559-SS0-0.5
SB-559-6	SB-559-8	SB-560-2	SB-560-4
SB-560-SS0.5-1	SB-560-SS0-0.5	SB-564-2	SB-564-4
SB-564-SS0.5-1	SB-564-SS0-0.5	SB-566-2	SB-566-4
SB-566-6	SB-566-8		

Overview

The sample set for Lockheed Middle River, SDG 810158 consists of eighteen (18) soil samples. The samples were analyzed for polychlorinated biphenyls (PCB).

The samples were collected by GPL Laboratories, LLLP on October 22nd, 2008 and analyzed by GPL Laboratories, LLLP. All analyses were conducted in accordance with SW-846 Method 8082 analytical and reporting protocols.

The data contained in this SDG were validated with regard to the following parameters: data completeness, holding times, initial/continuing calibrations, laboratory method blank results, surrogate spike recoveries, blank spike results, matrix spike / matrix spike duplicate results, chromatographic resolution, compound identification, compound quantitation, and detection limits. Areas of concern are listed below.

Major

- None.

Minor

- Samples SB-560-SS0-0.5 and SB-564-SS0-0.5 had percent differences between columns greater than the quality control limit of 25% for Aroclor-1260. Positive result for samples SB-560-SS0-0.5 and SB-564-SS0-0.5 were qualified as estimated (J).

Notes

- All positive results below the reporting limit but above the method detection limit were qualified as estimated (J).
- Samples SB-559-SS0.5-1 had a high percent recovery for surrogate tetrachloro-m-xylene on one column. No validation action was warranted because only one surrogate was out of

compliance.

- The matrix spike and matrix spike duplicate for sample SB-564-4 had high RPD for both Aroclor 1016 and Aroclor 1260. All results for the un-spiked sample were non-detect therefore no validation action was warranted.

- The following samples were analyzed at dilutions to bring Aroclor-1260 within linear calibration range:

Sample	Dilution Factor
SB-566-4DL	5X

Executive Summary

Laboratory Performance: None.

Other Factors Affecting Data Quality: %D between columns was greater than 25% for one Aroclor in one sample.

The data for these analyses were reviewed with reference to Region III modifications to U.S. EPA National Functional Guidelines for Organic Data Validation (Sept. 1994). The text of this report has been formulated to address only those problem areas affecting data quality.

Megan Carson

Tetra Tech NUS
Megan Carson
Chemist/Data Validator

Edward Samchuck

Tetra Tech NUS
Joseph A. Samchuck
Quality Assurance Officer

Attachments:
Appendix A – Qualified Analytical Results
Appendix B – Results as Reported by the Laboratory
Appendix C – Support Documentation

Appendix A

Qualified Analytical Results

PROJ_NO: 02135	NSAMPLE	SB-559-2			SB-559-4			SB-559-6			SB-559-8		
SDG: 810158	LAB_ID	810158-013			810158-014			810158-015			810158-016		
FRACTION: PEST/PCB	SAMP_DATE	10/22/2008			10/22/2008			10/22/2008			10/22/2008		
MEDIA: SOIL	QC_TYPE	NM			NM			NM			NM		
	UNITS	UG/KG			UG/KG			UG/KG			UG/KG		
	PCT_SOLIDS	92.9			93.5			88.1			87.0		
	DUP_OF												
PARAMETER		RESULT	VQL	QLCD	RESULT	VQL	QLCD	RESULT	VQL	QLCD	RESULT	VQL	QLCD
AROCLOR-1016		18	U		18	U		19	U		19	U	
AROCLOR-1221		18	U		18	U		19	U		19	U	
AROCLOR-1232		18	U		18	U		19	U		19	U	
AROCLOR-1242		18	U		18	U		19	U		19	U	
AROCLOR-1248		18	U		18	U		19	U		19	U	
AROCLOR-1254		18	U		18	U		19	U		19	U	
AROCLOR-1260		18	U		18	U		19	U		19	U	

PROJ_NO: 02135	NSAMPLE	SB-559-SS0.5-1			SB-559-SS0-0.5			SB-560-2			SB-560-4		
SDG: 810158	LAB_ID	810158-012			810158-011			810158-019			810158-020		
FRACTION: PEST/PCB	SAMP_DATE	10/22/2008			10/22/2008			10/22/2008			10/22/2008		
MEDIA: SOIL	QC_TYPE	NM			NM			NM			NM		
	UNITS	UG/KG			UG/KG			UG/KG			UG/KG		
	PCT_SOLIDS	92.7			92.7			93.3			88.6		
	DUP_OF												
PARAMETER		RESULT	VQL	QLCD	RESULT	VQL	QLCD	RESULT	VQL	QLCD	RESULT	VQL	QLCD
AROCLOR-1016		18	U		18	U		18	U		19	U	
AROCLOR-1221		18	U		18	U		18	U		19	U	
AROCLOR-1232		18	U		18	U		18	U		19	U	
AROCLOR-1242		18	U		18	U		18	U		19	U	
AROCLOR-1248		18	U		18	U		18	U		19	U	
AROCLOR-1254		18	U		18	U		18	U		19	U	
AROCLOR-1260		18	U		5.2	J	P	18	U		19	U	

PROJ_NO: 02135	NSAMPLE	SB-560-SS0.5-1			SB-560-SS0-0.5			SB-564-2			SB-564-4		
SDG: 810158	LAB_ID	810158-018			810158-017			810158-007			810158-008		
FRACTION: PEST/PCB	SAMP_DATE	10/22/2008			10/22/2008			10/22/2008			10/22/2008		
MEDIA: SOIL	QC_TYPE	NM			NM			NM			NM		
	UNITS	UG/KG			UG/KG			UG/KG			UG/KG		
	PCT_SOLIDS	91.4			91.7			95.8			86.2		
	DUP_OF												
PARAMETER		RESULT	VQL	QLCD	RESULT	VQL	QLCD	RESULT	VQL	QLCD	RESULT	VQL	QLCD
AROCLOR-1016		18	U		18	U		17	U		19	U	
AROCLOR-1221		18	U		18	U		17	U		19	U	
AROCLOR-1232		18	U		18	U		17	U		19	U	
AROCLOR-1242		18	U		18	U		17	U		19	U	
AROCLOR-1248		18	U		18	U		17	U		19	U	
AROCLOR-1254		18	U		18	U		17	U		19	U	
AROCLOR-1260		18	U		13	J	U	17	U		19	U	

PROJ_NO: 02135	NSAMPLE	SB-564-SS0.5-1			SB-564-SS0-0.5			SB-566-2			SB-566-4		
SDG: 810158	LAB_ID	810158-006			810158-005			810158-001			810158-002		
FRACTION: PEST/PCB	SAMP_DATE	10/22/2008			10/22/2008			10/22/2008			10/22/2008		
MEDIA: SOIL	QC_TYPE	NM			NM			NM			NM		
	UNITS	UG/KG			UG/KG			UG/KG			UG/KG		
	PCT_SOLIDS	95.1			92.5			89.7			88.1		
	DUP_OF												
PARAMETER		RESULT	VQL	QLCD	RESULT	VQL	QLCD	RESULT	VQL	QLCD	RESULT	VQL	QLCD
AROCLOR-1016		18	U		18	U		19	U		95	U	
AROCLOR-1221		18	U		18	U		19	U		95	U	
AROCLOR-1232		18	U		18	U		19	U		95	U	
AROCLOR-1242		18	U		18	U		19	U		95	U	
AROCLOR-1248		18	U		18	U		19	U		95	U	
AROCLOR-1254		18	U		18	U		19	U		95	U	
AROCLOR-1260		18	U		11	J	U	19	U		700		

PROJ_NO: 02135	NSAMPLE	SB-566-6			SB-566-8		
SDG: 810158	LAB_ID	810158-003			810158-004		
FRACTION: PEST/PCB	SAMP_DATE	10/22/2008			10/22/2008		
MEDIA: SOIL	QC_TYPE	NM			NM		
	UNITS	UG/KG			UG/KG		
	PCT_SOLIDS	82.1			82.6		
	DUP_OF						
PARAMETER		RESULT	VQL	QLCD	RESULT	VQL	QLCD
AROCLOR-1016		20	U		20	U	
AROCLOR-1221		20	U		20	U	
AROCLOR-1232		20	U		20	U	
AROCLOR-1242		20	U		20	U	
AROCLOR-1248		20	U		20	U	
AROCLOR-1254		20	U		20	U	
AROCLOR-1260		20	U		20	U	

Appendix B

Results as Reported by the Laboratory

GPL Laboratories

GPL
FORM 1
ANALYSIS DATA SHEET

SAMPLE NO
SB-559-2

Lab Name :	GPL Laboratories	Client. :	Tetra Tech NUS
Lab Code :	GPL	SAS NO. :	
Case No. :		SDG NO :	810158
Matrix : (Soil / Water)	SOIL	Lab Sample ID :	810158-013-013-1/1
Sample Volume :	30	Lab File ID :	U0316934.D
% Moisture:	7.1	Date Received	10/23/2008
Extraction:	SW3550	Date Extracted:	10/24/2008
Extract Volume:	10 mL	Date Analyzed	10/25/2008
Injection Volume :	1 µL	Dilution Factor :	1
GPC Clean up (Y/N):	pH:		

Concentration Units (ug/L or ug/kg dry weight) : ug/kg

CAS NO	COMPOUND		Q
12674-11-2	PCB-1016	18	U
11104-28-2	PCB-1221	18	U
11141-16-5	PCB-1232	18	U
53469-21-9	PCB-1242	18	U
12672-29-6	PCB-1248	18	U
11097-69-1	PCB-1254	18	U
11096-82-5	PCB-1260	18	U

GPL Laboratories

GPL
FORM 1
ANALYSIS DATA SHEET

SAMPLE NO
SB-559-4

Lab Name :	GPL Laboratories	Client. :	Tetra Tech NUS
Lab Code :	GPL	SAS NO. :	
Case No. :		SDG NO :	810158
Matrix : (Soil / Water)	SOIL	Lab Sample ID :	810158-014-014-1/1
Sample Volume :	30.01	Lab File ID :	U0316935.D
% Moisture:	6.49	Date Received	10/23/2008
Extraction:	SW3550	Date Extracted:	10/24/2008
Extract Volume:	10 mL	Date Analyzed	10/25/2008
Injection Volume :	1 µL	Dilution Factor :	1
GPC Clean up (Y/N):	pH:		

Concentration Units (ug/L or ug/kg dry weight) : ug/kg

CAS NO	COMPOUND		Q
12674-11-2	PCB-1016	18	U
11104-28-2	PCB-1221	18	U
11141-16-5	PCB-1232	18	U
53469-21-9	PCB-1242	18	U
12672-29-6	PCB-1248	18	U
11097-69-1	PCB-1254	18	U
11096-82-5	PCB-1260	18	U

GPL Laboratories

GPL
FORM I
ANALYSIS DATA SHEET

SAMPLE NO
SB-559-550.5-1

Lab Name :	GPL Laboratories	Client. :	Tetra Tech NUS
Lab Code :	GPL	SAS NO. :	
Case No. :		SDG NO :	810158
Matrix : (Soil / Water)	SOIL	Lab Sample ID :	810158-012-012-1/1
Sample Volume :	30	Lab File ID :	U0316933.D
% Moisture:	7.33	Date Received	10/23/2008
Extraction:	SW3550	Date Extracted:	10/24/2008
Extract Volume:	10 mL	Date Analyzed	10/25/2008
Injection Volume :	1 µL	Dilution Factor :	1
GPC Clean up (Y/N):	pH:		

Concentration Units (ug/L or ug/kg dry weight) : ug/kg

CAS NO	COMPOUND		Q
12674-11-2	PCB-1016	18	U
11104-28-2	PCB-1221	18	U
11141-16-5	PCB-1232	18	U
53469-21-9	PCB-1242	18	U
12672-29-6	PCB-1248	18	U
11097-69-1	PCB-1254	18	U
11096-82-5	PCB-1260	18	U

GPL Laboratories

GPL
FORM 1
ANALYSIS DATA SHEET

SAMPLE NO
SB-559-550-0.5

Lab Name :	GPL Laboratories	Client. :	Tetra Tech NUS
Lab Code :	GPL	SAS NO. :	
Case No. :		SDG NO :	810158
Matrix : (Soil / Water)	SOIL	Lab Sample ID :	810158-011-011-1/1
Sample Volume :	30	Lab File ID :	U0316932.D
% Moisture:	7.33	Date Received	10/23/2008
Extraction:	SW3550	Date Extracted:	10/24/2008
Extract Volume:	10 mL	Date Analyzed	10/25/2008
Injection Volume :	1 µL	Dilution Factor :	1
GPC Clean up (Y/N):	pH:		

Concentration Units (ug/L or ug/kg dry weight) : ug/kg

CAS NO	COMPOUND		Q
12674-11-2	PCB-1016	18	U
11104-28-2	PCB-1221	18	U
11141-16-5	PCB-1232	18	U
53469-21-9	PCB-1242	18	U
12672-29-6	PCB-1248	18	U
11097-69-1	PCB-1254	18	U
11096-82-5	PCB-1260	5.2	J

GPL Laboratories

GPL
FORM 1
ANALYSIS DATA SHEET

SAMPLE NO
SB-559-6

Lab Name :	GPL Laboratories	Client. :	Tetra Tech NUS
Lab Code :	GPL	SAS NO. :	
Case No. :		SDG NO :	810158
Matrix : (Soil / Water)	SOIL	Lab Sample ID :	810158-015-015-1/1
Sample Volume :	30	Lab File ID :	U0316936.D
% Moisture:	11.89	Date Received	10/23/2008
Extraction:	SW3550	Date Extracted:	10/24/2008
Extract Volume:	10 mL	Date Analyzed	10/25/2008
Injection Volume :	1 µL	Dilution Factor :	1
GPC Clean up (Y/N):	pH:		

Concentration Units (ug/L or ug/kg dry weight) : ug/kg

CAS NO	COMPOUND		Q
12674-11-2	PCB-1016	19	U
11104-28-2	PCB-1221	19	U
11141-16-5	PCB-1232	19	U
53469-21-9	PCB-1242	19	U
12672-29-6	PCB-1248	19	U
11097-69-1	PCB-1254	19	U
11096-82-5	PCB-1260	19	U

GPL Laboratories

GPL
FORM I
ANALYSIS DATA SHEET

SAMPLE NO
SB-559-8

Lab Name :	GPL Laboratories	Client. :	Tetra Tech NUS
Lab Code :	GPL	SAS NO. :	
Case No. :		SDG NO :	810158
Matrix : (Soil / Water)	SOIL	Lab Sample ID :	810158-016-016-1/1
Sample Volume :	30	Lab File ID :	U0316937.D
% Moisture:	13.03	Date Received	10/23/2008
Extraction:	SW3550	Date Extracted:	10/24/2008
Extract Volume:	10 mL	Date Analyzed	10/25/2008
Injection Volume :	1 µL	Dilution Factor :	1
GPC Clean up (Y/N):	pH:		

Concentration Units (ug/L or ug/kg dry weight) : ug/kg

CAS NO	COMPOUND		Q
12674-11-2	PCB-1016	19	U
11104-28-2	PCB-1221	19	U
11141-16-5	PCB-1232	19	U
53469-21-9	PCB-1242	19	U
12672-29-6	PCB-1248	19	U
11097-69-1	PCB-1254	19	U
11096-82-5	PCB-1260	19	U

GPL Laboratories

GPL
FORM I
ANALYSIS DATA SHEET

SAMPLE NO
SB-560-2

Lab Name :	GPL Laboratories	Client. :	Tetra Tech NUS
Lab Code :	GPL	SAS NO. :	
Case No. :		SDG NO :	810158
Matrix : (Soil / Water)	SOIL	Lab Sample ID :	810158-019-019-1/1
Sample Volume :	30	Lab File ID :	U0316942.D
% Moisture:	6.67	Date Received	10/23/2008
Extraction:	SW3550	Date Extracted:	10/24/2008
Extract Volume:	10 mL	Date Analyzed	10/25/2008
Injection Volume :	1 µL	Dilution Factor :	1
GPC Clean up (Y/N):	pH:		

Concentration Units (ug/L or ug/kg dry weight) : ug/kg

CAS NO	COMPOUND		Q
12674-11-2	PCB-1016	18	U
11104-28-2	PCB-1221	18	U
11141-16-5	PCB-1232	18	U
53469-21-9	PCB-1242	18	U
12672-29-6	PCB-1248	18	U
11097-69-1	PCB-1254	18	U
11096-82-5	PCB-1260	18	U

GPL Laboratories

GPL
FORM I
ANALYSIS DATA SHEET

SAMPLE NO
SB-560-4

Lab Name :	GPL Laboratories	Client. :	Tetra Tech NUS
Lab Code :	GPL	SAS NO. :	
Case No. :		SDG NO :	810158
Matrix : (Soil / Water)	SOIL	Lab Sample ID :	810158-020-020-1/1
Sample Volume :	30	Lab File ID :	U0316943.D
% Moisture:	11.37	Date Received	10/23/2008
Extraction:	SW3550	Date Extracted:	10/24/2008
Extract Volume:	10 mL	Date Analyzed	10/25/2008
Injection Volume :	1 µL	Dilution Factor :	1
GPC Clean up (Y/N):	pH:		

Concentration Units (ug/L or ug/kg dry weight) : ug/kg

CAS NO	COMPOUND		Q
12674-11-2	PCB-1016	19	U
11104-28-2	PCB-1221	19	U
11141-16-5	PCB-1232	19	U
53469-21-9	PCB-1242	19	U
12672-29-6	PCB-1248	19	U
11097-69-1	PCB-1254	19	U
11096-82-5	PCB-1260	19	U

GPL Laboratories

GPL
FORM I
ANALYSIS DATA SHEET

SAMPLE NO
SB-560-550.5-1

Lab Name :	GPL Laboratories	Client. :	Tetra Tech NUS
Lab Code :	GPL	SAS NO. :	
Case No. :		SDG NO :	810158
Matrix : (Soil / Water)	SOIL	Lab Sample ID :	810158-018-018-1/1
Sample Volume :	29.99	Lab File ID :	U0316939.D
% Moisture:	8.63	Date Received	10/23/2008
Extraction:	SW3550	Date Extracted:	10/24/2008
Extract Volume:	10 mL	Date Analyzed	10/25/2008
Injection Volume :	1 µL	Dilution Factor :	1
GPC Clean up (Y/N):	pH:		

Concentration Units (ug/L or ug/kg dry weight) : ug/kg

CAS NO	COMPOUND		Q
12674-11-2	PCB-1016	18	U
11104-28-2	PCB-1221	18	U
11141-16-5	PCB-1232	18	U
53469-21-9	PCB-1242	18	U
12672-29-6	PCB-1248	18	U
11097-69-1	PCB-1254	18	U
11096-82-5	PCB-1260	18	U

GPL Laboratories

GPL
FORM I
ANALYSIS DATA SHEET

SAMPLE NO
SB-560-550-0.5

Lab Name :	GPL Laboratories	Client. :	Tetra Tech NUS
Lab Code :	GPL	SAS NO. :	
Case No. :		SDG NO :	810158
Matrix : (Soil / Water)	SOIL	Lab Sample ID :	810158-017-017-1/1
Sample Volume :	30.01	Lab File ID :	U0316938.D
% Moisture:	8.26	Date Received	10/23/2008
Extraction:	SW3550	Date Extracted:	10/24/2008
Extract Volume:	10 mL	Date Analyzed	10/25/2008
Injection Volume :	1 µL	Dilution Factor :	1
GPC Clean up (Y/N):		pH:	

Concentration Units (ug/L or ug/kg dry weight) : ug/kg

CAS NO	COMPOUND		Q
12674-11-2	PCB-1016	18	U
11104-28-2	PCB-1221	18	U
11141-16-5	PCB-1232	18	U
53469-21-9	PCB-1242	18	U
12672-29-6	PCB-1248	18	U
11097-69-1	PCB-1254	18	U
11096-82-5	PCB-1260	13	JP

GPL Laboratories

GPL
FORM 1
ANALYSIS DATA SHEET

SAMPLE NO
SB-564-2

Lab Name :	GPL Laboratories	Client. :	Tetra Tech NUS
Lab Code :	GPL	SAS NO. :	
Case No. :		SDG NO :	810158
Matrix : (Soil / Water)	SOIL	Lab Sample ID :	810158-007-007-1/1
Sample Volume :	30.01	Lab File ID :	U0316926.D
% Moisture:	4.24	Date Received	10/23/2008
Extraction:	SW3550	Date Extracted:	10/24/2008
Extract Volume:	10 mL	Date Analyzed	10/25/2008
Injection Volume :	1 µL	Dilution Factor :	1
GPC Clean up (Y/N):	pH:		

Concentration Units (ug/L or ug/kg dry weight) : ug/kg

CAS NO	COMPOUND		Q
12674-11-2	PCB-1016	17	U
11104-28-2	PCB-1221	17	U
11141-16-5	PCB-1232	17	U
53469-21-9	PCB-1242	17	U
12672-29-6	PCB-1248	17	U
11097-69-1	PCB-1254	17	U
11096-82-5	PCB-1260	17	U

GPL Laboratories

GPL
FORM I
ANALYSIS DATA SHEET

SAMPLE NO
SB-564-4

Lab Name :	GPL Laboratories	Client. :	Tetra Tech NUS
Lab Code :	GPL	SAS NO. :	
Case No. :		SDG NO :	810158
Matrix : (Soil / Water)	SOIL	Lab Sample ID :	810158-008-008-1/1
Sample Volume :	29.99	Lab File ID :	U0316927.D
% Moisture:	13.84	Date Received	10/23/2008
Extraction:	SW3550	Date Extracted:	10/24/2008
Extract Volume:	10 mL	Date Analyzed	10/25/2008
Injection Volume :	1 µL	Dilution Factor :	1
GPC Clean up (Y/N):	pH:		

Concentration Units (ug/L or ug/kg dry weight) : ug/kg

CAS NO	COMPOUND		Q
12674-11-2	PCB-1016	19	U
11104-28-2	PCB-1221	19	U
11141-16-5	PCB-1232	19	U
53469-21-9	PCB-1242	19	U
12672-29-6	PCB-1248	19	U
11097-69-1	PCB-1254	19	U
11096-82-5	PCB-1260	19	U

GPL Laboratories

GPL
FORM 1
ANALYSIS DATA SHEET

SAMPLE NO
SB-564-550.5-1

Lab Name :	GPL Laboratories	Client. :	Tetra Tech NUS
Lab Code :	GPL	SAS NO. :	
Case No. :		SDG NO :	810158
Matrix : (Soil / Water)	SOIL	Lab Sample ID :	810158-006-006-1/1
Sample Volume :	30	Lab File ID :	U0316925.D
% Moisture:	4.86	Date Received	10/23/2008
Extraction:	SW3550	Date Extracted:	10/24/2008
Extract Volume:	10 mL	Date Analyzed	10/25/2008
Injection Volume :	1 µL	Dilution Factor :	1
GPC Clean up (Y/N):		pH:	

Concentration Units (ug/L or ug/kg dry weight) : ug/kg

CAS NO	COMPOUND		Q
12674-11-2	PCB-1016	18	U
11104-28-2	PCB-1221	18	U
11141-16-5	PCB-1232	18	U
53469-21-9	PCB-1242	18	U
12672-29-6	PCB-1248	18	U
11097-69-1	PCB-1254	18	U
11096-82-5	PCB-1260	18	U

GPL Laboratories

GPL
FORM 1
ANALYSIS DATA SHEET

SAMPLE NO
SB-564-550-0.5

Lab Name :	GPL Laboratories	Client. :	Tetra Tech NUS
Lab Code :	GPL	SAS NO. :	
Case No. :		SDG NO :	810158
Matrix : (Soil / Water)	SOIL	Lab Sample ID :	810158-005-005-1/1
Sample Volume :	30	Lab File ID :	U0316924.D
% Moisture:	7.47	Date Received	10/23/2008
Extraction:	SW3550	Date Extracted:	10/24/2008
Extract Volume:	10 mL	Date Analyzed	10/25/2008
Injection Volume :	1 µL	Dilution Factor :	1
GPC Clean up (Y/N):	pH:		

Concentration Units (ug/L or ug/kg dry weight) : ug/kg

CAS NO	COMPOUND		Q
12674-11-2	PCB-1016	18	U
11104-28-2	PCB-1221	18	U
11141-16-5	PCB-1232	18	U
53469-21-9	PCB-1242	18	U
12672-29-6	PCB-1248	18	U
11097-69-1	PCB-1254	18	U
11096-82-5	PCB-1260	11	JP

GPL Laboratories

GPL
FORM I
ANALYSIS DATA SHEET

SAMPLE NO
SB-566-2

Lab Name :	GPL Laboratories	Client. :	Tetra Tech NUS
Lab Code :	GPL	SAS NO. :	
Case No. :		SDG NO :	810158
Matrix : (Soil / Water)	SOIL	Lab Sample ID :	810158-001-001-1/1
Sample Volume :	30	Lab File ID :	U0316920.D
% Moisture:	10.29	Date Received	10/23/2008
Extraction:	SW3550	Date Extracted:	10/24/2008
Extract Volume:	10 mL	Date Analyzed	10/25/2008
Injection Volume :	1 µL	Dilution Factor :	1
GPC Clean up (Y/N):	pH:		

Concentration Units (ug/L or ug/kg dry weight) : ug/kg

CAS NO	COMPOUND		Q
12674-11-2	PCB-1016	19	U
11104-28-2	PCB-1221	19	U
11141-16-5	PCB-1232	19	U
53469-21-9	PCB-1242	19	U
12672-29-6	PCB-1248	19	U
11097-69-1	PCB-1254	19	U
11096-82-5	PCB-1260	19	U

GPL Laboratories

GPL
FORM 1
ANALYSIS DATA SHEET

SAMPLE NO
SB-566-4 DL

Lab Name :	GPL Laboratories	Client. :	Tetra Tech NUS
Lab Code :	GPL	SAS NO. :	
Case No. :		SDG NO :	810158
Matrix : (Soil / Water)	SOIL	Lab Sample ID :	810158-002-002-1/1
Sample Volume :	30.01	Lab File ID :	U0316954.D
% Moisture:	11.86	Date Received	10/23/2008
Extraction:	SW3550	Date Extracted:	10/24/2008
Extract Volume:	10 mL	Date Analyzed	10/27/2008
Injection Volume :	1 µ L	Dilution Factor :	5
GPC Clean up (Y/N):	pH:		

Concentration Units (ug/L or ug/kg dry weight) : ug/kg

CAS NO	COMPOUND		Q
12674-11-2	PCB-1016	95	U
11104-28-2	PCB-1221	95	U
11141-16-5	PCB-1232	95	U
53469-21-9	PCB-1242	95	U
12672-29-6	PCB-1248	95	U
11097-69-1	PCB-1254	95	U
11096-82-5	PCB-1260	700	

GPL Laboratories

GPL
FORM I
ANALYSIS DATA SHEET

SAMPLE NO
SB-566-6

Lab Name :	GPL Laboratories	Client. :	Tetra Tech NUS
Lab Code :	GPL	SAS NO. :	
Case No. :		SDG NO :	810158
Matrix : (Soil / Water)	SOIL	Lab Sample ID :	810158-003-003-1/1
Sample Volume :	29.99	Lab File ID :	U0316922.D
% Moisture:	17.91	Date Received	10/23/2008
Extraction:	SW3550	Date Extracted:	10/24/2008
Extract Volume:	10 mL	Date Analyzed	10/25/2008
Injection Volume :	1 µL	Dilution Factor :	1
GPC Clean up (Y/N):	pH:		

Concentration Units (ug/L or ug/kg dry weight) : ug/kg

CAS NO	COMPOUND		Q
12674-11-2	PCB-1016	20	U
11104-28-2	PCB-1221	20	U
11141-16-5	PCB-1232	20	U
53469-21-9	PCB-1242	20	U
12672-29-6	PCB-1248	20	U
11097-69-1	PCB-1254	20	U
11096-82-5	PCB-1260	20	U

GPL Laboratories

GPL
FORM 1
ANALYSIS DATA SHEET

SAMPLE NO
SB-566-8

Lab Name :	GPL Laboratories	Client. :	Tetra Tech NUS
Lab Code :	GPL	SAS NO. :	
Case No. :		SDG NO :	810158
Matrix : (Soil / Water)	SOIL	Lab Sample ID :	810158-004-004-1/1
Sample Volume :	30	Lab File ID :	U0316923.D
% Moisture:	17.37	Date Received	10/23/2008
Extraction:	SW3550	Date Extracted:	10/24/2008
Extract Volume:	10 mL	Date Analyzed	10/25/2008
Injection Volume :	1 µL	Dilution Factor :	1
GPC Clean up (Y/N):	pH:		

Concentration Units (ug/L or ug/kg dry weight) : ug/kg

CAS NO	COMPOUND		Q
12674-11-2	PCB-1016	20	U
11104-28-2	PCB-1221	20	U
11141-16-5	PCB-1232	20	U
53469-21-9	PCB-1242	20	U
12672-29-6	PCB-1248	20	U
11097-69-1	PCB-1254	20	U
11096-82-5	PCB-1260	20	U

Appendix C

Support Documentation

GPL LABORATORIES, LLC

7210A Corporate Court
Frederick, MD 21703
(301) 694-5310
Fax (301) 620-0731

Contract #/Billing Reference: 112ic01855

1 of 2 Pgs.

Project: Block E Supplemental Soil Characterization
Client: TT NUS
Send Results To: Tony Hpoonvong
Address: 20251 Century Blvd Suite 200
Germantown, MD 20874
Phone: (301) 528-3021

Turnaround Time: 5 Day
# of Containers: 12
Container Type: 8oz jar
Preservative Used: N/A
Type of Analysis: PCB

Sample ID#	Date Sampled	Time Sampled	Sample Matrix	Sampler's Initials	PCB	Lab Cooler No.	CLIENT COMMENTS
SB-569-SS0-0.5	10/22	0851	Soil	JP	X		
SB-569-SS05-1	10/22	0852	Soil	JP	X		
SB-569-2	10/22	0853	Soil	JP	X		
SB-569-4	10/22	0854	Soil	JP	X		
SB-569-6	10/22	0855	Soil	JP	X		
SB-569-8	10/22	0856	Soil	JP	X		Analyze if SB-569-4 is > 1 ppm
SB-560-SS0-0.5	10/22	0909	Soil	DLM	X		Analyze if SB-569-6 is > 1 ppm
SB-560-SS05-1	10/22	0910	Soil	DLM	X		
SB-560-2	10/22	0911	Soil	DLM	X		
SB-560-4	10/22	0912	Soil	DLM	X		
SB-560-6	10/22	0913	Soil	DLM	X		Analyze if SB-560-4 is > 1 ppm
SB-560-8	10/22	0914	Soil	DLM	X		Analyze if SB-560-6 is > 1 ppm

Relinquished By:	Date/Time	Received By:	Relinquished By:	Received for Laboratory By:	Date/Time
	10/22 1600				
Relinquished By:	Date/Time	Received By:	Date/Time	Shipper:	Airbill No.:
Relinquished By:	Date/Time	Received By:	Lab Comments:		Temp:

G.P. W.O.

GPL LABORATORIES, LLC

7210A Corporate Court
Frederick, MD 21703
(301) 694-5310
Fax (301) 620-0731

Contract #/Billing Reference: 1121c01855

Project: Block E Supplemental Soil Characterization
Client: TT NUS
Send Results To: Tony Apanavage
Address: 20251 Century Blvd. Suite 200
Germantown, MD 20874
Phone: (301) 528-3021

Turnaround Time: 5 Days
# of Containers: 12
Container Type: 8oz Jar
Preservative Used: N/A
Type of Analysis: PCB

Lab Cooler No.

Sample ID#	Date Sampled	Time Sampled	Sample Matrix	Sampler's Initials	PCB										CLIENT COMMENTS
SB-565-SS0-0.5	10/22	1008	Soil	JP	X										
SB-565-SS0.5-1	10/22	1009	Soil	JP	X										
SB-565-2	10/22	1010	Soil	JP	X										
SB-565-4	10/22	1011	Soil	JP	X										
SB-565-6	10/22	1012	Soil	JP	X										Analyze if SB-565-4 is >1 ppm
SB-565-8	10/22	1013	Soil	JP	X										Analyze if SB-565-4 is >1 ppm
SB-566-SS0-0.5	10/22	1029	Soil	JP	X										
SB-566-SS0.5-1	10/22	1030	Soil	JP	X										
SB-566-2	10/22	1031	Soil	JP	X										
SB-566-4	10/22	1032	Soil	JP	X										
SB-566-6	10/22	1033	Soil	JP	X										Analyze if SB-566-4 is >1 ppm
SB-566-8	10/22	1034	Soil	JP	X										Analyze if SB-566-4 is >1 ppm

Relinquished By:	Date/Time	Received By:	Relinquished By:	Received for Laboratory By:	Date/Time
[signature]	10/22	[signature]			

Relinquished By:	Date/Time	Received By:	Date/Time	Shipper:	Airbill No.:

Relinquished By:	Date/Time	Received By:	Lab Comments:	Temp:

G.P. W.O. _____

GPL LABORATORIES, LLLP

7210A Corporate Court
Frederick, MD 21703
(301) 694-5310
Fax (301) 620-0731

Contract #/Billing Reference: 112ic01855

Project: Block E Supplemental Soil Characterization
Client: TT NUS
Send Results To: Tony Apanavage
Address: 20251 Century Blvd, Suite 200
Germantown, MD 20874
Phone: (301) 528-3021

Turnaround Time: 5-Day
# of Containers: 12
Container Type: 8oz jar
Preservative Used: N/A
Type of Analysis: PCB

Lab Cooler No.

Sample ID#	Date Sampled	Time Sampled	Sample Matrix	Sampler's Initials	PCB										CLIENT COMMENTS
SB-564-SS0-0.5	10/22	1420	Soil	JP	X										
SB-564-SS0.5-1	10/22	1421	Soil	JP	X										
SB-564-2	10/22	1422	Soil	JP	X										
SB-564-4	10/22	1423	Soil	JP	X										
SB-564-6	10/22	1424	Soil	JP	X										Analyze if SB-564-4 is >1 ppm
SB-564-8	10/22	1425	Soil	JP	X										Analyze if SB-564-4 is >1 ppm
SB-559-SS0-0.5	10/22	1400	Soil	JP	X										
SB-559-SS0.5-1	10/22	1401	Soil	JP	X										
SB-559-2	10/22	1402	Soil	JP	X										
SB-559-4	10/22	1403	Soil	JP	X										
SB-559-6	10/22	1404	Soil	JP	X										Analyze if SB-559-4 is >1 ppm
SB-559-8	10/22	1405	Soil	JP	X										Analyze if SB-559-4 is >1 ppm

Relinquished By:	Date/Time	Received By:	Relinquished By:	Received for Laboratory By:	Date/Time
Dawn L Mahiney	10/22 1650	Tony [signature]			

Relinquished By:	Date/Time	Received By:	Date/Time	Shipper:	Airbill No.:

Relinquished By:	Date/Time	Received By:	Lab Comments:	Temp:

G.P. W.O. _____

GPL LABORATORIES, LLLP

7210A Corporate Court
Frederick, MD 21703
(301) 694-5310
Fax (301) 620-0731

Contract #/Billing Reference: 112iC01855

2 of 2 Pgs.

Project: Block E Supplemental Soil Characterization
Client: TT NUS
Send Results To: Tony Apanavage
Address: 20251 Century Blvd. Suite 200
Germantown, MD 20874
Phone: (301) 528-3021

Turnaround Time: 5 Day
# of Containers: 6
Container Type: 8oz Jar
Preservative Used: N/A
Type of Analysis: PCB

Lab Cooler No.

Sample ID#	Date Sampled	Time Sampled	Sample Matrix	Sampler's Initials	PCB										CLIENT COMMENTS
SB-560-SS0-0.5	10/22	1444	Soil	JP	X										
SB-560-SS0.5-1	10/22	1445	Soil	JP	X										
SB-560-2	10/22	1446	Soil	JP	X										
SB-560-4	10/22	1447	Soil	JP	X										
SB-560-6	10/22	1448	Soil	JP	X										Analyze if SB-560-4 is >1 ppm
SB-560-8	10/22	1449	Soil	JP	X										Analyze if SB-560-4 is >1 ppm

Relinquished By:	Date/Time	Received By:	Relinquished By:	Received for Laboratory By:	Date/Time
[signature]	10/22 1650	[signature]			

Relinquished By:	Date/Time	Received By:	Date/Time	Shipper:	Airbill No.:

Relinquished By:	Date/Time	Received By:	Lab Comments:	Temp:

G.P. W.O. _____

Megan Curson Lockheed Martin - Block-E

SDG-810158 Sample - SB-566-4

%S = 88.14% FV = 10mL EV = 30.01g DF = 5

$$\frac{204200000}{723200} = 282.35$$

$$\frac{436200000}{1338000} = 326.00$$

$$\frac{370500000}{1043000} = 355.22$$

$$\frac{593600000}{1660000} = 357.59$$

$$\frac{402300000}{756800} = 531.58$$

$$1852.74 / 5 = 370.55$$

$$\frac{370.55 \times 10mL}{30.01g \times 1881\%S} \times 5 = 700.44 \text{ ug/kg}$$

Quantitation Report

Signal #1 : I:\GCDATA\U\102708\U0316954.D\ECD1A.CH Vial: 9
Signal #2 : I:\GCDATA\U\102708\U0316954.D\ECD2B.CH
Acq On : 10-27-08 18:12:35 Operator: AA
Sample : 810158-002-002-1/1 5X Inst : Instrumen
Misc : SB-556-4,S DL Multiplr: 1.00
IntFile Signal #1: autoint1.e IntFile Signal #2: autoint2.e
Quant Time: Oct 29 10:38 2008 Quant Results File: 080408AU.RES

Quant Method : H:\GCDATA\METHODS\U_ICAL\080408AU.M (Chemstation Integrator)
Title : 8082_PCB_Method / 608_PCB
Last Update : Tue Aug 05 11:57:42 2008
Response via : Multiple Level Calibration
DataAcq Meth : PEST32UT.M

Volume Inj. : 1.0uL
Signal #1 Phase : RTx-CLP Signal #2 Phase: RTx-CLP2
Signal #1 Info : 0.32 Signal #2 Info : 0.32

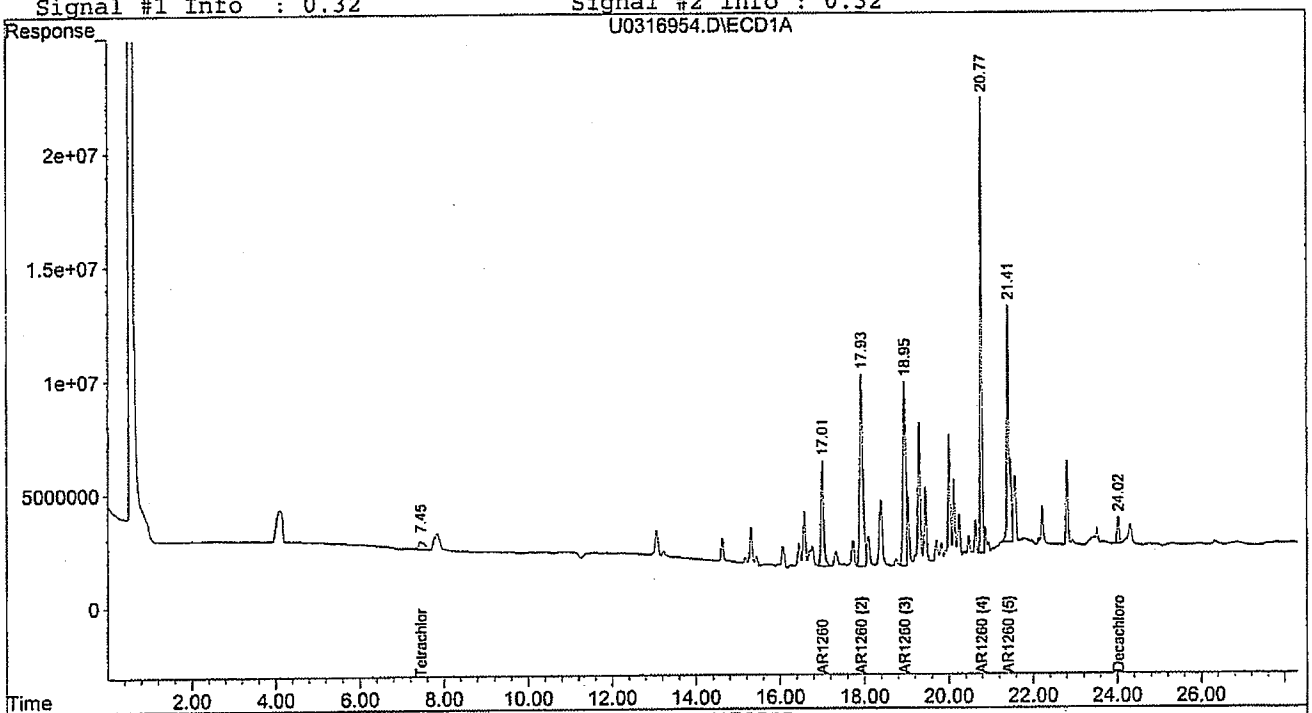

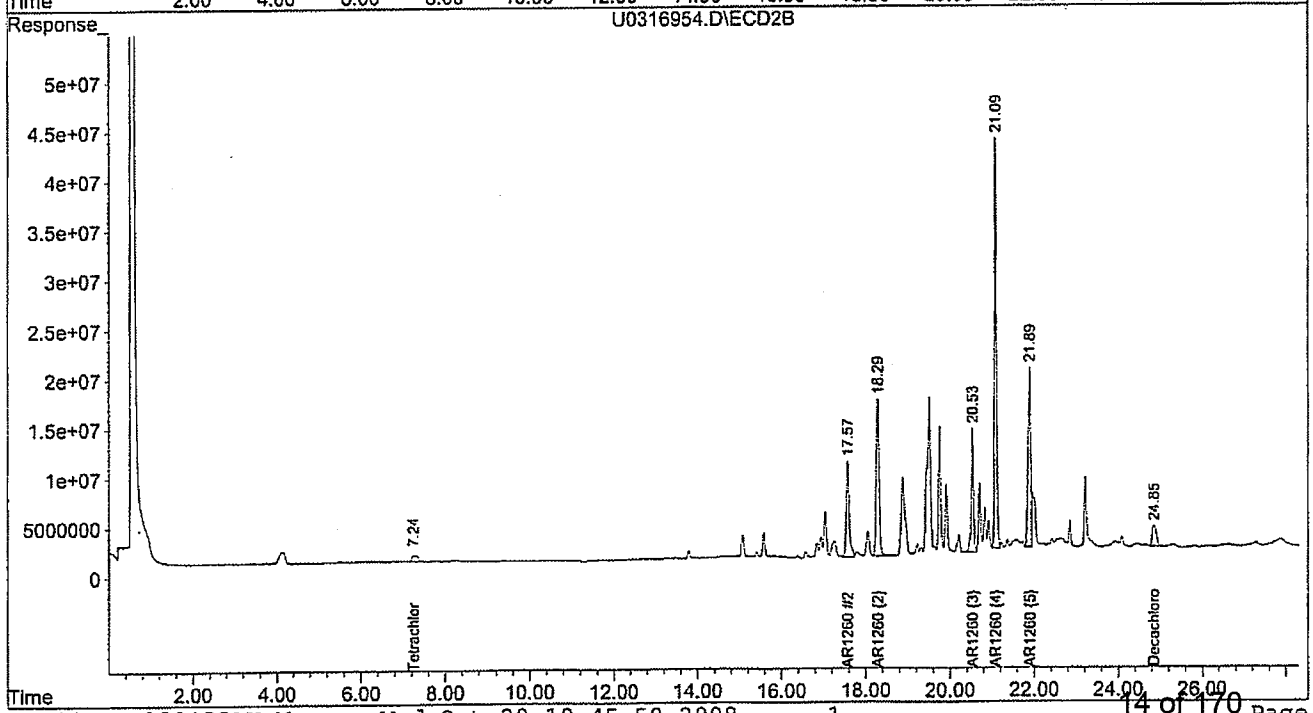

Quantitation Report

Signal #1 : I:\GCDATA\U\102408\U0316928.D\ECD1A.CH Vial: 42
Signal #2 : I:\GCDATA\U\102408\U0316928.D\ECD2B.CH
Acq On : 10-25-08 08:25:52 Operator: AA
Sample : AR1660-3 Inst : Instrumen
Misc : 8082 STD Multiplr: 1.00
IntFile Signal #1: autoint1.e IntFile Signal #2: autoint2.e
Quant Time: Oct 27 15:25 2008 Quant Results File: 080408AU.RES

Quant Method : H:\GCDATA\METHODS\U_ICAL\080408AU.M (Chemstation Integrator)
Title : 8082_PCB_Method / 608_PCB
Last Update : Tue Aug 05 11:57:42 2008
Response via : Multiple Level Calibration
DataAcq Meth : PEST32UT.M

Volume Inj. : 1.0uL
Signal #1 Phase : RTx-CLP Signal #2 Phase: RTx-CLP2
Signal #1 Info : 0.32 Signal #2 Info : 0.32

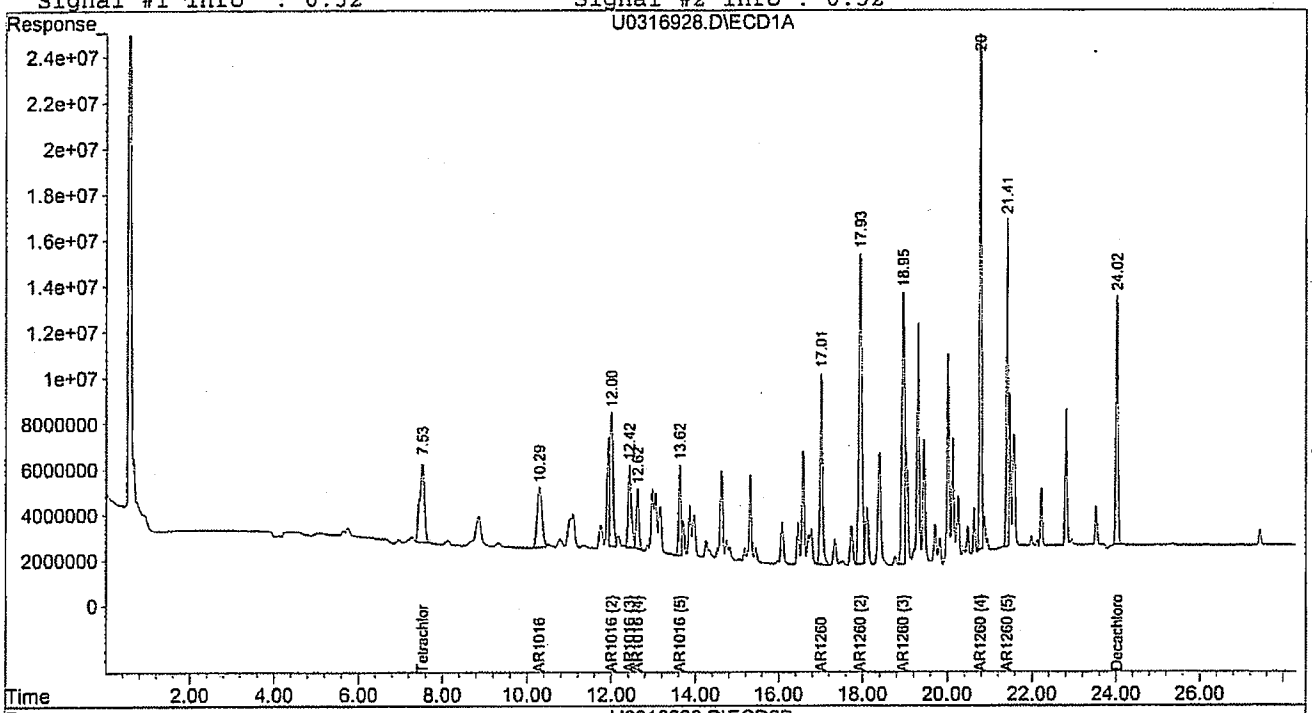

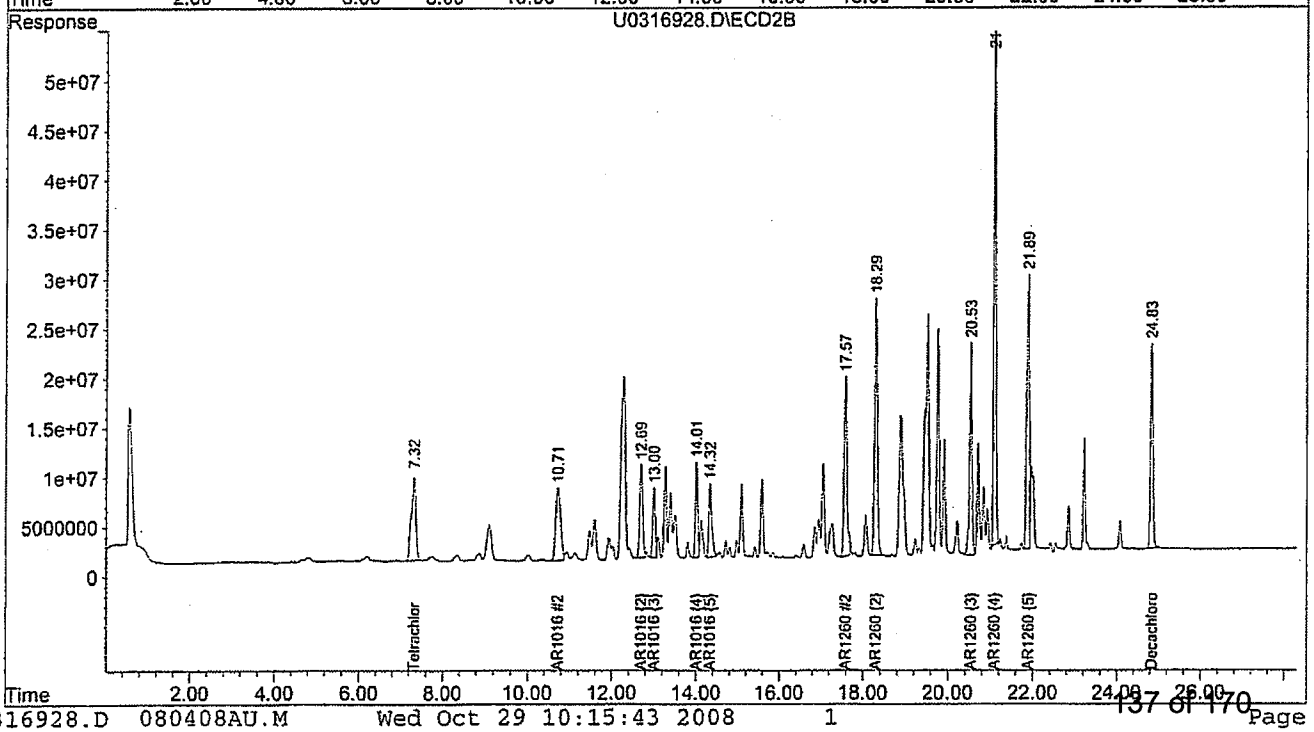

SDG 810158

SORT	UNITS	NSAMPLE	LAB_ID	QC_TYPE	SAMP_DATE	EXTR_DATE	ANAL_DATE	SMP_EXTR	EXTR_ANL	SMP_ANL
PCS	%	SB-559-8	810158-016	NM	10/22/2008	12/30/1899	10/27/2008	-4E+04	39748	5
PCS	%	SB-559-4	810158-014	NM	10/22/2008	12/30/1899	10/27/2008	-4E+04	39748	5
PCS	%	SB-559-550.5-1	810158-012	NM	10/22/2008	12/30/1899	10/27/2008	-4E+04	39748	5
PCS	%	SB-566-8	810158-004	NM	10/22/2008	12/30/1899	10/27/2008	-4E+04	39748	5
PCS	%	SB-559-6	810158-015	NM	10/22/2008	12/30/1899	10/27/2008	-4E+04	39748	5
PCS	%	SB-559-2	810158-013	NM	10/22/2008	12/30/1899	10/27/2008	-4E+04	39748	5
PCS	%	SB-560-2	810158-019	NM	10/22/2008	12/30/1899	10/27/2008	-4E+04	39748	5
PCS	%	SB-560-4	810158-020	NM	10/22/2008	12/30/1899	10/27/2008	-4E+04	39748	5
PCS	%	SB-560-550.5-1	810158-018	NM	10/22/2008	12/30/1899	10/27/2008	-4E+04	39748	5
PCS	%	SB-564-2	810158-007	NM	10/22/2008	12/30/1899	10/27/2008	-4E+04	39748	5
PCS	%	SB-564-4	810158-008	NM	10/22/2008	12/30/1899	10/27/2008	-4E+04	39748	5
PCS	%	SB-564-550.5-1	810158-006	NM	10/22/2008	12/30/1899	10/27/2008	-4E+04	39748	5
PCS	%	SB-564-550-0.5	810158-005	NM	10/22/2008	12/30/1899	10/27/2008	-4E+04	39748	5
PCS	%	SB-566-2	810158-001	NM	10/22/2008	12/30/1899	10/27/2008	-4E+04	39748	5
PCS	%	SB-566-4	810158-002	NM	10/22/2008	12/30/1899	10/27/2008	-4E+04	39748	5

SORT	UNITS	NSAMPLE	LAB_ID	QC_TYPE	SAMP_DATE	EXTR_DATE	ANAL_DATE	SMP_EXTR	EXTR_ANL	SMP_ANL
PCS	%	SB-566-6	810158-003	NM	10/22/2008	12/30/1899	10/27/2008	-	39748	5
PCS	%	SB-560-550-0.5	810158-017	NM	10/22/2008	12/30/1899	10/27/2008	-	39748	5
PCS	%	SB-559-550-0.5	810158-011	NM	10/22/2008	12/30/1899	10/27/2008	-	39748	5
PCB	%	SB-566-6	810158-003	NM	10/22/2008	12/30/1899	10/25/2008	-	39746	3
PCB	%	SB-560-550-0.5	810158-017	NM	10/22/2008	12/30/1899	10/25/2008	-	39746	3
PCB	%	SB-559-2	810158-013	NM	10/22/2008	12/30/1899	10/25/2008	-	39746	3
PCB	%	SB-564-2	810158-007	NM	10/22/2008	12/30/1899	10/25/2008	-	39746	3
PCB	%	SB-564-4	810158-008	NM	10/22/2008	12/30/1899	10/25/2008	-	39746	3
PCB	%	SB-564-550.5-1	810158-006	NM	10/22/2008	12/30/1899	10/25/2008	-	39746	3
PCB	%	SB-564-550-0.5	810158-005	NM	10/22/2008	12/30/1899	10/25/2008	-	39746	3
PCB	%	SB-566-4	810158-002	NM	10/22/2008	12/30/1899	10/27/2008	-	39748	5
PCB	%	SB-566-2	810158-001	NM	10/22/2008	12/30/1899	10/25/2008	-	39746	3
PCB	%	SB-560-550.5-1	810158-018	NM	10/22/2008	12/30/1899	10/25/2008	-	39746	3
PCB	%	SB-560-4	810158-020	NM	10/22/2008	12/30/1899	10/25/2008	-	39746	3
PCB	%	SB-560-2	810158-019	NM	10/22/2008	12/30/1899	10/25/2008	-	39746	3
PCB	%	SB-559-8	810158-016	NM	10/22/2008	12/30/1899	10/25/2008	-	39746	3
PCB	%	SB-559-6	810158-015	NM	10/22/2008	12/30/1899	10/25/2008	-	39746	3
PCB	%	SB-559-550-0.5	810158-011	NM	10/22/2008	12/30/1899	10/25/2008	-	39746	3

SORT	UNITS	NSAMPLE	LAB_ID	QC_TYPE	SAMP_DATE	EXTR_DATE	ANAL_DATE	SMP_EXTR	EXTR_ANL	SMP_ANL
PCB	%	SB-566-8	810158-004	NM	10/22/2008	12/30/1899	10/25/2008	-4E+04	39746	3
PCB	%	SB-559-4	810158-014	NM	10/22/2008	12/30/1899	10/25/2008	-4E+04	39746	3
PCB	%	SB-559-550.5-1	810158-012	NM	10/22/2008	12/30/1899	10/25/2008	-4E+04	39746	3
PCB	UG/KG	SB-560-550-0.5	810158-017	NM	10/22/2008	12/30/1899	10/25/2008	-4E+04	39746	3
PCB	UG/KG	SB-560-550.5-1	810158-018	NM	10/22/2008	12/30/1899	10/25/2008	-4E+04	39746	3
PCB	UG/KG	SB-566-8	810158-004	NM	10/22/2008	12/30/1899	10/25/2008	-4E+04	39746	3
PCB	UG/KG	SB-566-6	810158-003	NM	10/22/2008	12/30/1899	10/25/2008	-4E+04	39746	3
PCB	UG/KG	SB-566-4	810158-002	NM	10/22/2008	12/30/1899	10/27/2008	-4E+04	39748	5
PCB	UG/KG	SB-566-2	810158-001	NM	10/22/2008	12/30/1899	10/25/2008	-4E+04	39746	3
PCB	UG/KG	SB-564-550-0.5	810158-005	NM	10/22/2008	12/30/1899	10/25/2008	-4E+04	39746	3
PCB	UG/KG	SB-564-550.5-1	810158-006	NM	10/22/2008	12/30/1899	10/25/2008	-4E+04	39746	3
PCB	UG/KG	SB-560-4	810158-020	NM	10/22/2008	12/30/1899	10/25/2008	-4E+04	39746	3
PCB	UG/KG	SB-564-2	810158-007	NM	10/22/2008	12/30/1899	10/25/2008	-4E+04	39746	3
PCB	UG/KG	SB-559-2	810158-013	NM	10/22/2008	12/30/1899	10/25/2008	-4E+04	39746	3
PCB	UG/KG	SB-560-2	810158-019	NM	10/22/2008	12/30/1899	10/25/2008	-4E+04	39746	3
PCB	UG/KG	SB-559-8	810158-016	NM	10/22/2008	12/30/1899	10/25/2008	-4E+04	39746	3
PCB	UG/KG	SB-559-6	810158-015	NM	10/22/2008	12/30/1899	10/25/2008	-4E+04	39746	3
PCB	UG/KG	SB-559-550-0.5	810158-011	NM	10/22/2008	12/30/1899	10/25/2008	-4E+04	39746	3

SORT	UNITS	NSAMPLE	LAB_ID	QC_TYPE	SAMP_DATE	EXTR_DATE	ANAL_DATE	SMP_EXTR	EXTR_ANL	SMP_ANL
PCB	UG/KG	SB-559-550.5-1	810158-012	NM	10/22/2008	12/30/1899	10/25/2008	-4E+04	39746	3
PCB	UG/KG	SB-559-4	810158-014	NM	10/22/2008	12/30/1899	10/25/2008	-4E+04	39746	3
PCB	UG/KG	SB-564-4	810158-008	NM	10/22/2008	12/30/1899	10/25/2008	-4E+04	39746	3

GPL Laboratories

GPL
FORM 4
PESTICIDE METHOD BLANK SUMMARY

SAMPLE NO
BLK106280

Lab Name :	GPL Laboratories	Client. :	Tetra Tech NUS
Lab Code :	GPL	SAS NO. :	106280
Lab File ID :	U0316918.D	SDG NO :	810158
Date Extracted :	10/24/2008	Lab Sample ID :	BLK106280
Date Analyzed(1)	10/25/2008	Time Analyzed (1):	03:05
Date Analyzed (2)	10/25/2008	Time Analyzed(2)	03:05
GC Column(1)	RTx-CLP ID : _____ (mm)	GC Column(2) :	RTx-CLP2 ID : _____ (mm)
Matrix :(Soil/Water).	SOIL	Extraction:	SepF / Cont / Sonc
Sulfur Cleanup:(Y/N).			

THIS METHOD BLANK APPLIES TO THE FOLLOWING SAMPLES,MS AND MSD :

Client Sample ID	Lab Sample ID	Date Analyzed 1	Date Analyzed 2
BKS106280	BKS106280	10/25/2008	10/25/2008
SB-566-2	810158-001-001-1/1	10/25/2008	10/25/2008
SB-566-6	810158-003-003-1/1	10/25/2008	10/25/2008
SB-566-8	810158-004-004-1/1	10/25/2008	10/25/2008
SB-564-550-0.5	810158-005-005-1/1	10/25/2008	10/25/2008
SB-564-550.5-1	810158-006-006-1/1	10/25/2008	10/25/2008
SB-564-2	810158-007-007-1/1	10/25/2008	10/25/2008
SB-564-4	810158-008-008-1/1	10/25/2008	10/25/2008
SB-564-4MS	810158-008-008-1/1MS	10/25/2008	10/25/2008
SB-564-4MSD	810158-008-008-1/1MSD	10/25/2008	10/25/2008
SB-559-550-0.5	810158-011-011-1/1	10/25/2008	10/25/2008
SB-559-550.5-1	810158-012-012-1/1	10/25/2008	10/25/2008
SB-559-2	810158-013-013-1/1	10/25/2008	10/25/2008
SB-559-4	810158-014-014-1/1	10/25/2008	10/25/2008
SB-559-6	810158-015-015-1/1	10/25/2008	10/25/2008
SB-559-8	810158-016-016-1/1	10/25/2008	10/25/2008
SB-560-550-0.5	810158-017-017-1/1	10/25/2008	10/25/2008
SB-560-550.5-1	810158-018-018-1/1	10/25/2008	10/25/2008
SB-560-2	810158-019-019-1/1	10/25/2008	10/25/2008
SB-560-4	810158-020-020-1/1	10/25/2008	10/25/2008
SB-566-4 DL	810158-002-002-1/1	10/27/2008	10/27/2008

GPL Laboratories

GPL
FORM 1
ANALYSIS DATA SHEET

SAMPLE NO
BLK106280

Lab Name :	GPL Laboratories	Client. :	Tetra Tech NUS
Lab Code :	GPL	SAS NO. :	
Case No. :		SDG NO :	810158
Matrix : (Soil / Water)	SOIL	Lab Sample ID :	BLK106280
Sample Volume :	30	Lab File ID :	U0316918.D
% Moisture:		Date Received	
Extraction:	SW3550	Date Extracted:	10/24/2008
Extract Volume:	10 mL	Date Analyzed	10/25/2008
Injection Volume :	1 µL	Dilution Factor :	1
GPC Clean up (Y/N):	pH:		

Concentration Units (ug/L or ug/kg dry weight) : ug/kg

CAS NO	COMPOUND		Q
12674-11-2	PCB-1016	17	U
11104-28-2	PCB-1221	17	U
11141-16-5	PCB-1232	17	U
53469-21-9	PCB-1242	17	U
12672-29-6	PCB-1248	17	U
11097-69-1	PCB-1254	17	U
11096-82-5	PCB-1260	17	U

GPL Laboratories

LCS SUMMARY

SAMPLE NO
BKS106280

Lab Name : GPL Laboratories
Lab Code : GPL
Matrix : SOIL
Method : SW8082

Contract. : Middle River Complex, Maryland
SDG NO : 810158
Lab Sample ID : BKS106280
Analysis Date : 10/25/2008

COMPOUND	SPIKE ADDED (ug/kg)	BLANK CONCENTRATION (ug/kg)	LCS CONCENTRATION (ug/kg)	LCS % REC	QC LIMTS
PCB-1016	170	0	160	93	40-140
PCB-1260	170	0	170	102	60-130

* Values Outside of QC Limits.

Spike recovery : 0 out of 2 outside limits

GPL Laboratories

GPL
FORM I
ANALYSIS DATA SHEET

SAMPLE NO
BKS106280

Lab Name :	GPL Laboratories	Client. :	Tetra Tech NUS
Lab Code :	GPL	SAS NO. :	
Case No. :		SDG NO :	810158
Matrix : (Soil / Water)	SOIL	Lab Sample ID :	BKS106280
Sample Volume :	30	Lab File ID :	U0316919.D
% Moisture:		Date Received	
Extraction:	SW3550	Date Extracted:	10/24/2008
Extract Volume:	10 mL	Date Analyzed	10/25/2008
Injection Volume :	1 µL	Dilution Factor :	1
GPC Clean up (Y/N):	pH:		

Concentration Units (ug/L or ug/kg dry weight) : ug/kg

CAS NO	COMPOUND		Q
12674-11-2	PCB-1016	160	
11104-28-2	PCB-1221	17	U
11141-16-5	PCB-1232	17	U
53469-21-9	PCB-1242	17	U
12672-29-6	PCB-1248	17	U
11097-69-1	PCB-1254	17	U
11096-82-5	PCB-1260	170	

GPL Laboratories

MS/MSD RECOVERY

SAMPLE NO
SB-564-4MSD

Lab Name : GPL Laboratories SDG NO : 810158 Method : SW8082

Lab Code : GPL Lab Sample ID : 810158-008-008-1/1MSD Matrix : SOIL Analysis Date : 10/25/2008

Compound	Spike Added (ug/kg) MS	Spike Added (ug/kg) MSD	CONCENTRATION (ug/kg) Sample	CONCENTRATION (ug/kg) MS	CONCENTRATION (ug/kg) MSD	%RECOVERY MS	%RECOVERY MSD	% RPD	RPD Limit	QC Limits
PCB-1016	190	190	0.0	160	200	82	103	23 *	20	40-140
PCB-1260	190	190	0.0	180	220	97	117	19 *	15	60-130

Column to be used to flag recovery and RPD Values with an asterisk.

* Values Outside of QC Limits.

RPD 2 Out of 2 Outside Limit
Spike Recovery : 0 Out of 4 outside limit

GPL Laboratories

GPL
FORM I
ANALYSIS DATA SHEET

SAMPLE NO
SB-564-4MS

Lab Name :	GPL Laboratories	Client. :	Tetra Tech NUS
Lab Code :	GPL	SAS NO. :	
Case No. :		SDG NO :	810158
Matrix : (Soil / Water)	SOIL	Lab Sample ID :	810158-008-008-1/1MS
Sample Volume :	29.99	Lab File ID :	U0316930.D
% Moisture:	13.84	Date Received	10/23/2008
Extraction:	SW3550	Date Extracted:	10/24/2008
Extract Volume:	10 mL	Date Analyzed	10/25/2008
Injection Volume :	1 µ L	Dilution Factor :	1
GPC Clean up (Y/N):	pH:		

Concentration Units (ug/L or ug/kg dry weight) : ug/kg

CAS NO	COMPOUND		Q
12674-11-2	PCB-1016	160	
11104-28-2	PCB-1221	19	U
11141-16-5	PCB-1232	19	U
53469-21-9	PCB-1242	19	U
12672-29-6	PCB-1248	19	U
11097-69-1	PCB-1254	19	U
11096-82-5	PCB-1260	180	

GPL Laboratories

GPL
FORM I
ANALYSIS DATA SHEET

SAMPLE NO
SB-564-4MSD

Lab Name :	GPL Laboratories	Client. :	Tetra Tech NUS
Lab Code :	GPL	SAS NO. :	
Case No. :		SDG NO :	810158
Matrix : (Soil / Water)	SOIL	Lab Sample ID :	810158-008-008-1/1MSD
Sample Volume :	30	Lab File ID :	U0316931.D
% Moisture:	13.84	Date Received	10/23/2008
Extraction:	SW3550	Date Extracted:	10/24/2008
Extract Volume:	10 mL	Date Analyzed	10/25/2008
Injection Volume :	1 µL	Dilution Factor :	1
GPC Clean up (Y/N):		pH:	

Concentration Units (ug/L or ug/kg dry weight) : ug/kg

CAS NO	COMPOUND		Q
12674-11-2	PCB-1016	200	
11104-28-2	PCB-1221	19	U
11141-16-5	PCB-1232	19	U
53469-21-9	PCB-1242	19	U
12672-29-6	PCB-1248	19	U
11097-69-1	PCB-1254	19	U
11096-82-5	PCB-1260	220	

Surrogate Recovery Summary

Matrix : SOIL Analytical Method : SW8082 SDG No : 810158

Surrogate	CL10BZ2	XYL2456CLM
Lower QC Limits	30	49
Upper QC Limits	144	133
Sample ID		
BKS106280	91	100
	93	105
BLK106280	81	88
	83	94
SB-559-2	89	96
	86	93
SB-559-4	84	92
	86	93
SB-559-550-0.5	84	93
	87	93
SB-559-550.5-1	93	48 *
	92	51
SB-559-6	93	101
	95	105
SB-559-8	91	99
	87	94
SB-560-2	75	80
	74	79
SB-560-4	75	80
	73	80
SB-560-550-0.5	109	115
	99	111
SB-560-550.5-1	92	103
	88	98
SB-564-2	98	109
	96	99
SB-564-4	95	103
	97	111
SB-564-4MS	78	86
	78	87

* Value outside of QC Limts

CL10BZ2 = Decachlorobiphenyl XYL2456CLM = Tetrachloro-m-xylene

Surrogate Recovery Summary

Matrix : SOIL Analytical Method : SW8082 SDG No : 810158

Surrogate	CL10BZ2	XYL2456CLM
Lower QC Limits	30	49
Upper QC Limits	144	133
Sample ID		
SB-564-4MSD	97	107
	95	103
SB-564-550-0.5	79	88
	79	86
SB-564-550.5-1	77	85
	78	85
SB-566-2	77	102
	79	100
SB-566-4 DL	130	67
	74	84
SB-566-6	68	91
	65	87
SB-566-8	66	88
	69	90

* Value outside of QC Limts

CL10BZ2 = Decachlorobiphenyl XYL2456CLM = Tetrachloro-m-xylene

Response Factor Report Instrumen

Method : I:\GCDATA\METHODS\U_ICAL\080408AU.M (Chemstation Integrator)
Title : 8082_PCB_Method / 608_PCB
Last Update : Tue Aug 05 12:52:18 2008

Calibration Files
P005 =U0316141.D P025 =U0316140.D P050 =U0316139.D
P075 =U0316138.D P100 =U0316137.D P001 =U0316142.D

		Compound	P005	P025	P050	P075	P100	P001	Avg		%RSD
1)	S	Tetrachloro-m-xylen	0.901	1.085	1.090	1.231	1.129	0.977	1.069	E7	10.85
2)	S	Decachlorobiphenyl	1.465	1.456	1.309	1.533	1.314	1.448	1.421	E7	6.33
3)	L1	AR1016	4.687	4.814	4.084	4.897	3.813	4.611	4.484	E5	9.71
4)	L1	AR1016 (2)	6.331	7.040	5.572	6.988	5.600	6.014	6.257	E5	10.39
5)	L1	AR1016 (3)	3.759	3.910	3.798	4.080	3.548	3.650	3.791	E5	4.98
6)	L1	AR1016 (4)	2.167	2.573	2.442	2.556	2.272	2.321	2.389	E5	6.81
7)	L1	AR1016 (5)	3.018	2.960	2.810	3.145	2.729	3.203	2.978	E5	6.20
8)	L2	AR1221	1.287	1.268	1.174	1.114	1.106	1.479	1.238	E5	11.33
9)	L2	AR1221 (2)	5.494	6.425	5.413	4.816	4.775	5.147	5.345	E4	11.34
10)	L2	AR1221 (3)	3.289	3.140	3.052	2.942	2.975	3.604	3.167	E5	7.83
11)	L3	AR1232	8.065	7.087	8.024	7.761	7.085	7.864	7.648	E4	5.87
12)	L3	AR1232 (2)	1.173	0.938	0.935	0.752	0.770	1.150	0.953	E5	18.89
13)	L3	AR1232 (3)	1.025	0.969	0.948	1.014	0.926	0.974	0.976	E5	3.86
14)	L3	AR1232 (4)	1.558	1.338	1.148	1.321	1.222	1.678	1.378	E5	14.66
15)	L3	AR1232 (5)	6.326	6.807	7.000	6.779	6.606	5.658	6.529	E4	7.40
16)	L4	AR1242	1.369	1.306	1.444	1.477	1.391	1.362	1.391	E5	4.41
17)	L4	AR1242 (2)	4.777	4.486	4.696	4.198	4.180	4.633	4.495	E5	5.68
18)	L4	AR1242 (3)	1.500	1.390	1.429	1.419	1.345	1.422	1.417	E5	3.60
19)	L4	AR1242 (4)	1.515	1.450	1.453	1.396	1.479	1.520	1.469	E5	3.16
20)	L4	AR1242 (5)	9.260	8.795	9.219	8.702	8.702	9.700	9.063	E4	4.42
21)	L5	AR1248	3.144	2.910	2.666	2.757	2.547	3.372	2.899	E5	10.71
22)	L5	AR1248 (2)	2.408	2.264	2.305	2.257	2.127	2.540	2.317	E5	6.12
23)	L5	AR1248 (3)	2.492	2.342	2.425	2.379	2.318	2.614	2.428	E5	4.53
24)	L5	AR1248 (4)	2.332	2.207	2.274	2.220	2.199	2.687	2.320	E5	8.05
25)	L5	AR1248 (5)	1.722	1.793	1.677	1.733	1.769	2.019	1.785	E5	6.79
26)	L6	AR1254	5.269	4.656	4.376	4.287	4.206	6.034	4.805	E5	14.90
27)	L6	AR1254 (2)	8.256	7.810	7.004	7.027	7.002	8.146	7.541	E5	7.94
28)	L6	AR1254 (3)	7.411	7.414	6.820	6.971	7.046	8.336	7.333	E5	7.46
29)	L6	AR1254 (4)	8.094	8.201	7.580	7.782	7.643	9.130	8.071	E5	7.11
30)	L6	AR1254 (5)	3.380	3.422	3.190	3.307	3.431	3.931	3.444	E5	7.40
31)	L7	AR1260	7.619	7.224	6.598	7.342	6.333	8.278	7.232	E5	9.71
32)	L7	AR1260 (2)	1.362	1.345	1.265	1.448	1.253	1.358	1.338	E6	5.35
33)	L7	AR1260 (3)	1.057	1.032	1.027	1.128	0.935	1.083	1.043	E6	6.22
34)	L7	AR1260 (4)	1.623	1.624	1.556	1.857	1.588	1.710	1.660	E6	6.60
35)	L7	AR1260 (5)	7.137	7.667	7.071	8.780	7.567	7.184	7.568	E5	8.48
36)	L8	AR1268			6.413				6.413	E5	0.00
37)	L8	AR1268 (2)			7.422				7.422	E5	0.00
38)	L8	AR1268 (3)			4.857				4.857	E5	0.00
39)	L8	AR1268 (4)			5.451				5.451	E5	0.00
40)	L8	AR1268 (5)			7.029				7.029	E5	0.00
41)	L9	AR1262			1.125				1.125	E6	0.00
42)	L9	AR1262(2)			6.360				6.360	E5	0.00
43)	L9	AR1262(3)			1.162				1.162	E6	0.00
44)	L9	AR1262(4)			1.209				1.209	E6	0.00
45)	L9	AR1262(5)			8.809				8.809	E5	0.00

Signal #2 Calibration Files
P005 =U0316141.D P025 =U0316140.D P050 =U0316139.D
P075 =U0316138.D P100 =U0316137.D P001 =U0316142.D

		Compound	P005	P025	P050	P075	P100	P001	Avg		%RSD
1)	S	Tetrachloro-m-xylen	1.905	2.143	2.436	2.930	2.653	1.889	2.326	E7	18.09
2)	S	Decachlorobiphenyl	2.764	2.943	2.756	3.334	2.911	2.637	2.891	E7	8.44
3)	L1	AR1016	1.208	1.168	1.100	1.187	1.047	1.250	1.160	E6	6.39
4)	L1	AR1016 (2)	0.953	0.950	0.937	1.006	0.890	1.024	0.960	E6	5.05
5)	L1	AR1016 (3)	5.157	5.535	5.632	6.237	5.571	5.379	5.585	E5	6.48
6)	L1	AR1016 (4)	7.070	7.101	6.967	7.693	6.905	7.168	7.151	E5	3.95
7)	L1	AR1016 (5)	6.331	6.570	6.802	7.511	6.893	6.665	6.795	E5	5.91

(#) = Out of Range
080408AU.M Tue Aug 05 12:52:30 2008 1

Method : I:\GCDATA\METHODS\U_ICAL\080408AU.M (Chemstation Integrator)
Title : 8082_PCB_Method / 608_PCB
Last Update : Tue Aug 05 12:52:18 2008

Calibration Files
P005 =U0316141.D P025 =U0316140.D P050 =U0316139.D
P075 =U0316138.D P100 =U0316137.D P001 =U0316142.D

	Compound	P005	P025	P050	P075	P100	P001	Avg		%RSD
8)	L2 AR1221	3.065	3.052	2.831	2.838	2.752	3.366	2.984	E5	7.57
9)	L2 AR1221 (2)	2.184	2.115	1.958	2.015	1.877	2.487	2.106	E5	10.28
10)	L2 AR1221 (3)	0.871	0.821	0.761	0.761	0.715	1.004	0.822	E6	12.67
11)	L3 AR1232	1.166	1.131	1.122	1.075	1.138	1.115	1.125	E5	2.67
12)	L3 AR1232 (2)	2.459	2.077	2.022	1.991	1.890	2.451	2.149	E5	11.42
13)	L3 AR1232 (3)	1.998	1.853	1.877	1.937	1.988	2.098	1.958	E5	4.57
14)	L3 AR1232 (4)	1.537	1.542	1.650	1.643	1.694	1.541	1.601	E5	4.33
15)	L3 AR1232 (5)	3.494	3.166	3.361	3.430	3.493	3.320	3.377	E5	3.70
16)	L4 AR1242	3.293	3.322	3.246	3.335	3.097	3.414	3.285	E5	3.26
17)	L4 AR1242 (2)	1.849	1.791	1.836	1.877	1.924	1.939	1.869	E6	2.98
18)	L4 AR1242 (3)	4.437	4.091	3.933	3.868	3.905	4.739	4.162	E5	8.45
19)	L4 AR1242 (4)	6.327	6.004	5.996	5.834	5.934	6.690	6.131	E5	5.22
20)	L4 AR1242 (5)	5.999	6.030	6.743	6.273	6.613	5.936	6.266	E5	5.45
21)	L5 AR1248	8.443	7.401	7.915	7.274	7.062	9.280	7.896	E5	10.66
22)	L5 AR1248 (2)	9.293	8.922	9.673	9.183	9.003	9.723	9.300	E5	3.61
23)	L5 AR1248 (3)	6.475	6.337	6.966	6.656	6.671	7.939	6.841	E5	8.45
24)	L5 AR1248 (4)	5.254	4.746	5.200	4.994	5.038	6.431	5.277	E5	11.24
25)	L5 AR1248 (5)	3.301	3.810	4.097	4.079	4.192	3.429	3.818	E5	9.83
26)	L6 AR1254	1.098	1.141	1.064	1.062	1.049	1.164	1.096	E6	4.30
27)	L6 AR1254 (2)	1.258	1.327	1.178	1.184	1.173	1.374	1.249	E6	6.90
28)	L6 AR1254 (3)	1.831	1.988	1.873	1.934	1.950	1.957	1.922	E6	3.05
29)	L6 AR1254 (4)	1.670	1.793	1.693	1.760	1.770	1.782	1.745	E6	2.90
30)	L6 AR1254 (5)	1.746	1.881	1.837	1.944	1.973	1.698	1.846	E6	5.88
31)	L7 AR1260	1.910	1.810	1.684	1.942	1.671	2.020	1.840	E6	7.75
32)	L7 AR1260 (2)	2.306	2.379	2.280	2.683	2.147	2.381	2.363	E6	7.56
33)	L7 AR1260 (3)	1.473	1.547	1.457	1.781	1.534	1.530	1.554	E6	7.54
34)	L7 AR1260 (4)	3.420	3.697	3.682	2.863	2.147	3.323	3.189	E6	18.62
35)	L7 AR1260 (5)	2.024	2.343	2.284	2.751	2.147	1.972	2.254	E6	12.54
36)	L8 AR1268			1.607				1.607	E6	0.00
37)	L8 AR1268 (2)			6.219				6.219	E5	0.00
38)	L8 AR1268 (3)			4.222				4.222	E6	0.00
39)	L8 AR1268 (4)			1.057				1.057	E6	0.00
40)	L8 AR1268 (5)			1.501				1.501	E6	0.00
41)	L9 AR1262#2			2.249				2.249	E6	0.00
42)	L9 AR1262(2)#2			3.547				3.547	E6	0.00
43)	L9 AR1262(3)#2			2.694				2.694	E6	0.00
44)	L9 AR1262(4)#2			4.094				4.094	E6	0.00
45)	L9 AR1262(5)#2			1.836				1.836	E6	0.00

(#) = Out of Range

Evaluate Continuing Calibration Report

Signal #1 : I:\GCDATA\U\102408\U0316928.D\ECD1A.CH Vial: 42
Signal #2 : I:\GCDATA\U\102408\U0316928.D\ECD2B.CH
Acq On : 10-25-08 08:25:52 Operator: AA
Sample : AR1660-3 Inst : Instrumen
Misc : 8082 STD Multiplr: 1.00
IntFile Signal #1: autoint1.e IntFile Signal #2: autoint2.e

Method : H:\GCDATA\METHODS\U_ICAL\080408AU.M (Chemstation Integrator)
Title : 8082_PCB_Method / 608_PCB
Last Update : Tue Aug 05 11:57:42 2008
Response via : Multiple Level Calibration

Min. RRF : 0.000 Min. Rel. Area : 50% Max. R.T. Dev 0.50min
Max. RRF Dev : 15% Max. Rel. Area : 150%

		Compound	AvgRF	CCRF		%Dev	Area%	Dev(min)
1	S	Tetrachloro-m-xylene	10.687	10.897	E6	-2.0	0#	0.07
2	S	Decachlorobiphenyl	14.207	15.471	E6	-8.9	0#	-0.01
3	L1	AR1016	448.402	432.360	E3	3.6	0#	0.03
4	L1	AR1016 (2)	625.726	619.842	E3	0.9	0#	0.01
5	L1	AR1016 (3)	379.079	386.555	E3	-2.0	0#	0.01
6	L1	AR1016 (4)	238.873	230.874	E3	3.3	0#	0.00
7	L1	AR1016 (5)	297.773	300.619	E3	-1.0	0#	0.00
31	L7	AR1260	723.247	715.516	E3	1.1	0#	-0.01
32	L7	AR1260 (2)	1.338	1.365	E6	-2.0	0#	-0.01
33	L7	AR1260 (3)	1.043	1.028	E6	1.4	0#	0.00
34	L7	AR1260 (4)	1.660	1.709	E6	-3.0	0#	0.00
35	L7	AR1260 (5)	756.756	852.338	E3	-12.6	0#	0.00
		Signal #2						
1	S	Tetrachloro-m-xylene	23.259	25.652	E6	-10.3	0#	0.07
2	S	Decachlorobiphenyl	28.909	32.971	E6	-14.1	0#	0.00
3	L1	AR1016	1.160	1.172	E6	-1.0	0#	0.03
4	L1	AR1016 (2)	960.037	940.958	E3	2.0	0#	0.00
5	L1	AR1016 (3)	558.518	581.354	E3	-4.1	0#	0.00
6	L1	AR1016 (4)	715.065	720.893	E3	-0.8	0#	0.00
7	L1	AR1016 (5)	679.519	692.936	E3	-2.0	0#	0.00
31	L7	AR1260	1.840	1.723	E6	6.4	0#	0.00
32	L7	AR1260 (2)	2.363	2.412	E6	-2.1	0#	-0.01
33	L7	AR1260 (3)	1.554	1.593	E6	-2.5	0#	0.00
34	L7	AR1260 (4)	3.189	3.884	E6	-21.8#	0#	0.00
35	L7	AR1260 (5)	2.254	2.396	E6	-6.3	0#	0.00

Evaluate Continuing Calibration Report

Signal #1 : I:\GCDATA\U\102408\U0316940.D\ECD1A.CH Vial: 53
Signal #2 : I:\GCDATA\U\102408\U0316940.D\ECD2B.CH
Acq On : 10-25-08 14:50:19 Operator: AA
Sample : AR1660-3 Inst : Instrumen
Misc : 8082 STD Multiplr: 1.00
IntFile Signal #1: autoint1.e IntFile Signal #2: autoint2.e

Method : H:\GCDATA\METHODS\U_ICAL\080408AU.M (Chemstation Integrator)
Title : 8082_PCB_Method / 608_PCB
Last Update : Tue Aug 05 11:57:42 2008
Response via : Multiple Level Calibration

Min. RRF : 0.000 Min. Rel. Area : 50% Max. R.T. Dev 0.50min
Max. RRF Dev : 15% Max. Rel. Area : 150%

		Compound	AvgRF	CCRF		%Dev	Area%	Dev(min)
1	S	Tetrachloro-m-xylene	10.687	10.939	E6	-2.4	0#	0.07
2	S	Decachlorobiphenyl	14.207	15.057	E6	-6.0	0#	0.00
3	L1	AR1016	448.402	425.863	E3	5.0	0#	0.03
4	L1	AR1016 (2)	625.726	577.133	E3	7.8	0#	0.01
5	L1	AR1016 (3)	379.079	380.568	E3	-0.4	0#	0.01
6	L1	AR1016 (4)	238.873	229.866	E3	3.8	0#	0.00
7	L1	AR1016 (5)	297.773	300.710	E3	-1.0	0#	0.00
31	L7	AR1260	723.247	700.331	E3	3.2	0#	0.00
32	L7	AR1260 (2)	1.338	1.336	E6	0.1	0#	0.00
33	L7	AR1260 (3)	1.043	1.022	E6	2.0	0#	0.00
34	L7	AR1260 (4)	1.660	1.679	E6	-1.1	0#	0.00
35	L7	AR1260 (5)	756.756	792.142	E3	-4.7	0#	0.00
		Signal #2						
1	S	Tetrachloro-m-xylene	23.259	25.103	E6	-7.9	0#	0.07
2	S	Decachlorobiphenyl	28.909	33.631	E6	-16.3#	0#	0.00
3	L1	AR1016	1.160	1.173	E6	-1.1	0#	0.03
4	L1	AR1016 (2)	960.037	924.671	E3	3.7	0#	0.00
5	L1	AR1016 (3)	558.518	571.929	E3	-2.4	0#	0.00
6	L1	AR1016 (4)	715.065	718.160	E3	-0.4	0#	0.00
7	L1	AR1016 (5)	679.519	685.582	E3	-0.9	0#	0.00
31	L7	AR1260	1.840	1.831	E6	0.5	0#	0.00
32	L7	AR1260 (2)	2.363	2.406	E6	-1.8	0#	0.00
33	L7	AR1260 (3)	1.554	1.584	E6	-1.9	0#	0.00
34	L7	AR1260 (4)	3.189	3.952	E6	-23.9#	0#	0.00
35	L7	AR1260 (5)	2.254	2.567	E6	-13.9	0#	0.00

Evaluate Continuing Calibration Report

Signal #1 : I:\GCDATA\U\102408\U0316944.D\ECD1A.CH Vial: 56
Signal #2 : I:\GCDATA\U\102408\U0316944.D\ECD2B.CH
Acq On : 10-25-08 16:58:26 Operator: AA
Sample : AR1660-3 Inst : Instrumen
Misc : 8082 STD Multiplr: 1.00
IntFile Signal #1: autoint1.e IntFile Signal #2: autoint2.e

Method : H:\GCDATA\METHODS\U_ICAL\080408AU.M (Chemstation Integrator)
Title : 8082_PCB_Method / 608_PCB
Last Update : Tue Aug 05 11:57:42 2008
Response via : Multiple Level Calibration

Min. RRF : 0.000 Min. Rel. Area : 50% Max. R.T. Dev 0.50min
Max. RRF Dev : 15% Max. Rel. Area : 150%

		Compound	AvgRF	CCRF		%Dev	Area%	Dev(min)
1	S	Tetrachloro-m-xylene	10.687	10.436	E6	2.3	0#	0.00
2	S	Decachlorobiphenyl	14.207	14.856	E6	-4.6	0#	0.00
3	L1	AR1016	448.402	447.421	E3	0.2	0#	0.03
4	L1	AR1016 (2)	625.726	649.358	E3	-3.8	0#	0.00
5	L1	AR1016 (3)	379.079	384.567	E3	-1.4	0#	0.00
6	L1	AR1016 (4)	238.873	237.101	E3	0.7	0#	0.00
7	L1	AR1016 (5)	297.773	299.192	E3	-0.5	0#	0.00
31	L7	AR1260	723.247	699.047	E3	3.3	0#	0.00
32	L7	AR1260 (2)	1.338	1.329	E6	0.7	0#	0.00
33	L7	AR1260 (3)	1.043	1.048	E6	-0.5	0#	0.00
34	L7	AR1260 (4)	1.660	1.688	E6	-1.7	0#	0.00
35	L7	AR1260 (5)	756.756	822.333	E3	-8.7	0#	0.00
		Signal #2						
1	S	Tetrachloro-m-xylene	23.259	24.619	E6	-5.8	0#	0.00
2	S	Decachlorobiphenyl	28.909	32.447	E6	-12.2	0#	0.00
3	L1	AR1016	1.160	1.143	E6	1.5	0#	0.03
4	L1	AR1016 (2)	960.037	911.776	E3	5.0	0#	0.00
5	L1	AR1016 (3)	558.518	555.477	E3	0.5	0#	0.00
6	L1	AR1016 (4)	715.065	699.301	E3	2.2	0#	0.00
7	L1	AR1016 (5)	679.519	689.805	E3	-1.5	0#	0.00
31	L7	AR1260	1.840	1.745	E6	5.2	0#	0.00
32	L7	AR1260 (2)	2.363	2.382	E6	-0.8	0#	0.00
33	L7	AR1260 (3)	1.554	1.521	E6	2.1	0#	0.00
34	L7	AR1260 (4)	3.189	3.943	E6	-23.6#	0#	0.00
35	L7	AR1260 (5)	2.254	2.458	E6	-9.1	0#	0.00

Evaluate Continuing Calibration Report

Data File : I:\GCDATA\U\102708\U0316946.D\ECD1A.CH Vial: 1
Acq On : 10-27-08 13:41:40 Operator: AA
Sample : AR1660-3 Inst : Instrumen
Misc : 8082 STD Multiplr: 1.00
IntFile : autoint1.e

Data File : I:\GCDATA\U\102708\U0316946.D\ECD2B.CH Vial: 1
Acq On : 10-27-08 13:41:41 Operator: AA
Sample : AR1660-3 Inst : Instrumen
Misc : 8082 STD Multiplr: 1.00
IntFile : autoint2.e

Method : H:\GCDATA\METHODS\U_ICAL\080408AU.M (Chemstation Integrator)
Title : 8082_PCB_Method / 608_PCB
Last Update : Tue Aug 05 11:57:42 2008
Response via : Multiple Level Calibration

Min. RRF : 0.000 Min. Rel. Area : 50% Max. R.T. Dev 0.50min
Max. RRF Dev : 15% Max. Rel. Area : 150%

		Compound	AvgRF	CCRF		%Dev	Area%	Dev(min)
1	S	Tetrachloro-m-xylene	10.687	10.908	E6	-2.1	0#	0.08
2	S	Decachlorobiphenyl	14.207	15.335	E6	-7.9	0#	0.00
3	L1	AR1016	448.402	463.880	E3	-3.5	0#	0.04
4	L1	AR1016 (2)	625.726	698.996	E3	-11.7	0#	0.02
5	L1	AR1016 (3)	379.079	391.655	E3	-3.3	0#	0.02
6	L1	AR1016 (4)	238.873	234.503	E3	1.8	0#	0.01
7	L1	AR1016 (5)	297.773	308.037	E3	-3.4	0#	0.00
31	L7	AR1260	723.247	717.317	E3	0.8	0#	0.00
32	L7	AR1260 (2)	1.338	1.386	E6	-3.6	0#	0.00
33	L7	AR1260 (3)	1.043	1.071	E6	-2.7	0#	0.00
34	L7	AR1260 (4)	1.660	1.757	E6	-5.8	0#	0.00
35	L7	AR1260 (5)	756.756	808.156	E3	-6.8	0#	0.00
		Signal #2						
1	S	Tetrachloro-m-xylene	23.259	23.323	E6	-0.3	0#	0.05
2	S	Decachlorobiphenyl	28.909	28.719	E6	0.7	0#	0.00
3	L1	AR1016	1.160	1.123	E6	3.2	0#	0.01
4	L1	AR1016 (2)	960.037	848.561	E3	11.6	0#	0.00
5	L1	AR1016 (3)	558.518	528.420	E3	5.4	0#	0.00
6	L1	AR1016 (4)	715.065	673.258	E3	5.8	0#	0.00
7	L1	AR1016 (5)	679.519	681.234	E3	-0.3	0#	0.00
31	L7	AR1260	1.840	1.653	E6	10.2	0#	-0.01
32	L7	AR1260 (2)	2.363	2.223	E6	5.9	0#	-0.01
33	L7	AR1260 (3)	1.554	1.461	E6	6.0	0#	0.00
34	L7	AR1260 (4)	3.189	3.708	E6	-16.3#	0#	0.00
35	L7	AR1260 (5)	2.254	2.316	E6	-2.8	0#	0.00

Evaluate Continuing Calibration Report

Signal #1 : I:\GCDATA\U\102708\U0316958.D\ECD1A.CH Vial: 13
Signal #2 : I:\GCDATA\U\102708\U0316958.D\ECD2B.CH
Acq On : 10-27-08 20:20:46 Operator: AA
Sample : AR1660-3 Inst : Instrumen
Misc : 8082 STD Multiplr: 1.00
IntFile Signal #1: autoint1.e IntFile Signal #2: autoint2.e

Method : H:\GCDATA\METHODS\U_ICAL\080408AU.M (Chemstation Integrator)
Title : 8082_PCB_Method / 608_PCB
Last Update : Tue Aug 05 11:57:42 2008
Response via : Multiple Level Calibration

Min. RRF : 0.000 Min. Rel. Area : 50% Max. R.T. Dev 0.50min
Max. RRF Dev : 15% Max. Rel. Area : 150%

		Compound	AvgRF	CCRF		%Dev	Area%	Dev(min)
1	S	Tetrachloro-m-xylene	10.687	12.050	E6	-12.8	0#	0.00
2	S	Decachlorobiphenyl	14.207	13.575	E6	4.4	0#	0.00
3	L1	AR1016	448.402	463.500	E3	-3.4	0#	0.00
4	L1	AR1016 (2)	625.726	633.317	E3	-1.2	0#	-0.01
5	L1	AR1016 (3)	379.079	389.554	E3	-2.8	0#	0.00
6	L1	AR1016 (4)	238.873	226.972	E3	5.0	0#	0.00
7	L1	AR1016 (5)	297.773	303.686	E3	-2.0	0#	0.00
31	L7	AR1260	723.247	717.734	E3	0.8	0#	0.00
32	L7	AR1260 (2)	1.338	1.343	E6	-0.4	0#	-0.01
33	L7	AR1260 (3)	1.043	1.033	E6	1.0	0#	0.00
34	L7	AR1260 (4)	1.660	1.667	E6	-0.4	0#	0.00
35	L7	AR1260 (5)	756.756	767.658	E3	-1.4	0#	0.00
		Signal #2						
1	S	Tetrachloro-m-xylene	23.259	24.866	E6	-6.9	0#	0.00
2	S	Decachlorobiphenyl	28.909	28.011	E6	3.1	0#	0.00
3	L1	AR1016	1.160	1.122	E6	3.3	0#	0.00
4	L1	AR1016 (2)	960.037	908.224	E3	5.4	0#	0.00
5	L1	AR1016 (3)	558.518	539.292	E3	3.4	0#	0.00
6	L1	AR1016 (4)	715.065	704.886	E3	1.4	0#	0.00
7	L1	AR1016 (5)	679.519	690.305	E3	-1.6	0#	0.00
31	L7	AR1260	1.840	1.789	E6	2.8	0#	0.00
32	L7	AR1260 (2)	2.363	2.361	E6	0.1	0#	0.00
33	L7	AR1260 (3)	1.554	1.455	E6	6.4	0#	0.00
34	L7	AR1260 (4)	3.189	3.776	E6	-18.4#	0#	0.00
35	L7	AR1260 (5)	2.254	2.393	E6	-6.2	0#	0.00

PESTICIDE/PCB EXTRACTION LOG

SOIL / WATER / WIPES / OIL

Sep. Funnel 3510C / Continuous 3520C / Soxhlet 3540C / ~~Sonication 3550B~~ / Waste Dilution 3580A

OLCO3.2 / OLMO4.2 / OLMO3.2 / OLM04.3

Approval / Date: MX 10/24/08 GPC: Y (N)

Analysis Method: 8082(S)

Ext. Chemist: VT Date: 10/24/08 Conc. Chemist: VT Date: 10/24/08

Cleanup:

Florisil (3620B)(F) Date: — Acid(3665A)(A) Date 10/24/08 Sulfur (3660B)(S) Date: —

Lot #: — Lot #: 071680 Lot #: —

Spike Witness Initials: MX

GPL W. O. #	Frac.	Init pH	Sample Vol. gram / mL	Surr. Vol. mL	Spike Vol. mL	Adjust. pH	F / A / S Cleanup	F.V. mL
810158	BLK-106[28]	—	30.00	1.0	—	—	A	10.0
	BKS		30.01		1.0			
	08 MS		29.99					
	08MSD		30.00					
	001		30.00		—			
	002		30.01					
	003		29.99					
	004		30.00					
	005		30.00					
	006		30.00					
	007		30.01					
	008		29.99					
	011		30.00					
	012		30.00					
	013		30.00					
	014		30.01					
	015		30.00					
	016		30.00					
	017		30.01					
	018		29.99					
	019		30.00					
	020		30.0					
			VT 10/25/08					

Solvent: (DCM) / Acetone Solvent: Hexane Surrogate Soln#: 43895 Matrix Spike Soln #: 43770

Lot #: 29401, E48E51 Lot #: G 31 E29 Surr. Soln Conc(s): 0.2 ppm MS Soln Conc(s): 5.5 ppm

Sodium Sulfate # : C 37580

Comments & Observations:

GPL Laboratories, LLC *Document Control No: GP_G_107*

GC ANALYSIS LOG

Instrument ID: HP5890 # L Reviewed by: RP Date: 8/6/08

Data Acquisition Method:	Pest32/ PCB32 / Herb32 /
Injector Temp (oC):	~~180~~ /200) / 240 /
Detector Temp(oC):	300
Oven Initial Temp(oC):	60 /150 /
Initial Time (min):	0.0 / 0.50 /1.0
Ramp Rate (oC/min) :	10-200-4 / 11-280-15 / 18-300-7
Final Temp(oC):	200 /275 /300/
Injection Volume(uL):	1.0 / 2.0 / 2.5 /

Detector A

Column:	RTX-CLP 30meter
ID:	0.32 mm

Detector B

Column:	RTX-CLP2 30 meter
ID:	0.32 mm

ICAL Method: 080408A.U1 Analyst: RP

Injection Log

Directory: i:\gcdata\u\080408a

Seq.	L	Vial	FileName	Multiplier	SampleName	Misc Info	Injected
	L	1	u0316110.d	1.	AR2154-5	8082 STD	4 Aug 08 15:51
		1	u0316111.d	1.	AR2154-5	8082 STD	4 Aug 08 16:23
	L	2	u0316112.d	1.	AR2154-4	8082 STD	4 Aug 08 16:55
		3	u0316113.d	1.	AR2154-3	8082 STD	4 Aug 08 17:27
	L	4	u0316114.d	1.	AR2154-2	8082 STD	4 Aug 08 17:59
		5	u0316115.d	1.	AR2154-1	8082 STD	4 Aug 08 18:31
	L	6	u0316116.d	1.	AR2154-0.5	8082 STD	4 Aug 08 19:03
		7	u0316117.d	1.	AR1242-5	8082 STD	4 Aug 08 19:35
	L	8	u0316118.d	1.	AR1242-4	8082 STD	4 Aug 08 20:07
		9	u0316119.d	1.	AR1242-3	8082 STD	4 Aug 08 20:39
	L	10	u0316120.d	1.	AR1242-2	8082 STD	4 Aug 08 21:11
		11	u0316121.d	1.	AR1242-1	8082 STD	4 Aug 08 21:43
	L	12	u0316122.d	1.	AR1242-0.5	8082 STD	4 Aug 08 22:16
		13	u0316123.d	1.	AR1248-5	8082 STD	4 Aug 08 22:48
	L	14	u0316124.d	1.	AR1248-4	8082 STD	4 Aug 08 23:20
		15	u0316125.d	1.	AR1248-3	8082 STD	4 Aug 08 23:52
	L	16	u0316126.d	1.	AR1248-2	8082 STD	5 Aug 08 00:24
		17	u0316127.d	1.	AR1248-1	8082 STD	5 Aug 08 00:56
	L	18	u0316128.d	1.	AR1248-0.5	8082 STD	5 Aug 08 01:28
		19	u0316129.d	1.	AR1232-5	8082 STD	5 Aug 08 02:00
	L	20	u0316130.d	1.	AR1232-4	8082 STD	5 Aug 08 02:32
		21	u0316131.d	1.	AR1232-3	8082 STD	5 Aug 08 03:04
	L	22	u0316132.d	1.	AR1232-2	8082 STD	5 Aug 08 03:36
		23	u0316133.d	1.	AR1232-1	8082 STD	5 Aug 08 04:08
	L	24	u0316134.d	1.	AR1232-0.5	8082 STD	5 Aug 08 04:40
		25	u0316135.d	1.	AR1262-3	8082 STD	5 Aug 08 05:12
	L	26	u0316136.d	1.	AR1268-3	8082 STD	5 Aug 08 05:44
		27	u0316137.d	1.	AR1660-5	8082 STD	5 Aug 08 06:16
	L	28	u0316138.d	1.	AR1660-4	8082 STD	5 Aug 08 06:48
		29	u0316139.d	1.	AR1660-3	8082 STD	5 Aug 08 07:21
	L	30	u0316140.d	1.	AR1660-2	8082 STD	5 Aug 08 07:53
		31	u0316141.d	1.	AR1660-1	8082 STD	5 Aug 08 08:25
	L	32	u0316142.d	1.	AR1660-0.5	8082 STD	5 Aug 08 08:57
		33	u0316143.d	1.	AR1660-ICV	8082 STD	5 Aug 08 09:29
	L	34	u0316144.d	1.	AR2154-3	8082 STD	5 Aug 08 10:01
		35	u0316145.d	1.	AR1242-3	8082 STD	5 Aug 08 10:33
	L	36	u0316146.d	1.	AR1248-3	8082 STD	5 Aug 08 11:06
		37	u0316147.d	1.	AR1232-3	8082 STD	5 Aug 08 11:38
	L	38	u0316148.d	1.	BLK104873	BLK,L	5 Aug 08 12:10
		39	u0316149.d	1.	807148-012-012-1/1	38092,L	5 Aug 08 12:42
	L	40	u0316150.d	1.	807148-012-012-1/1DUP	38092,L	5 Aug 08 13:14
		41	u0316151.d	1.	807148-012-012-1/1TRIP	38092,L	5 Aug 08 13:46
	L	42	u0316152.d	1.	807148-013-013-1/1	38095,L	5 Aug 08 14:18
		43	u0316153.d	1.	807148-013-013-1/1DUP	38095,L	5 Aug 08 14:50
	L	44	u0316154.d	1.	807148-013-013-1/TRIP	38095,L	5 Aug 08 15:22
		45	u0316155.d	1.	BLK104794	BLK,S	5 Aug 08 15:54
	L	46	u0316156.d	1.	BKS104794	BKS,S	5 Aug 08 16:26
		47	u0316157.d	1.	BKSD104794	BKS,S	5 Aug 08 16:58
	L	48	u0316158.d	1.	807152-007-007-1/1	38142,S	5 Aug 08 17:30
		49	u0316159.d	1.	AR1660-3	8082 STD	5 Aug 08 18:02
Comments:		50	u0316160.d	1.	AR1254-3	8082 STD	5 Aug 08 18:34
		51	u0316161.d	1.	AR1242-3	8082 STD	5 Aug 08 19:06
		52	u0316162.d	1.	AR1232-3	8082 STD	5 Aug 08 19:38
		53	u0316163.d	1.	AR1248-3	8082 STD	5 Aug 08 20:10
		54	u0316164.d	1.	807152-007-07-1/1 50X	38142 DL,S	5 Aug 08 20:42
		55	u0316165.d	1.	807152-007-07-1/1 100X	38142 DL,S	5 Aug 08 21:14
		56	u0316166.d	1.	BLK104880	BLK,W	5 Aug 08 21:46

GC ANALYSIS LOG

Intrument ID: HP5890 # U

Reviewed by: RP Date: 10/28/08

Data Acquisition Method:	Pest32 / PCB32 / Herb32
Injector Temp (oC):	180 / 200 / 240 /
Detector Temp(oC):	300
Oven Initial Temp(oC):	60 / 150 /
Initial Time (min):	0.0 / 0.50 / 1.0 / 10 min
Ramp Rate (oC/min):	10-250-4/11-330°-4/18-300°-7
Final Temp(oC):	200 / 275 / 300 /
Injection Volume(uL):	1.0 / 2.0 / 2.5 /

Detector A

Column:	RTX-CLP 30meter
ID:	0.32 mm

Detector B

Column:	RTX-CLP2 30 meter
ID:	0.32 mm

ICAL Method: 080408

Analyst: LK

Seq.		Line	Vial	FileName	Multiplier	SampleName	Misc Info	Injected
		1	1	u0316885.d	1.	AR1660-3 43774	8082 STD	24 Oct 08 09:21
102408	U	2	2	u0316886.d	1.	810137-012-012-1/1 5X	SB-553-SS[CS],S	24 Oct 08 09:59
		3	3	u0316887.d	1.	810137-015-015-1/1	SB-DUP-3,S	24 Oct 08 10:31
		4	4	u0316888.d	1.	810137-016-016-1/1 5X	SB-554-SS[CS] DL,S	24 Oct 08 11:03
	U	5	5	u0316889.d	1.	810137-016-016-1/1MS 5X	SB-554-SS[CS]MS DL,S	24 Oct 08 11:35
		6	6	u0316890.d	1.	810137-016-016-1/1MSD 5X	SB-554-SS[CS]MSD DL,S	24 Oct 08 12:07
	U	7	7	u0316891.d	1.	BLK106245	BLK,S	24 Oct 08 12:39
		8	8	u0316892.d	1.	BKS106245	BKS,S	24 Oct 08 13:11
		9	9	u0316893.d	1.	810140-001-001-1/1	SB-556-2,S	24 Oct 08 13:43
	U	10	10	u0316894.d	1.	810140-002-002-1/1	SB-556-4,S	24 Oct 08 14:15
		11	11	u0316895.d	1.	810140-005-005-1/1	SB-561-550-0.5,S	24 Oct 08 14:47
	U	12	12	u0316896.d	1.	AR1660-3 43774	8082 STD	24 Oct 08 15:19
		13	13	u0316897.d	1.	810140-006-006-1/1	SB-561-550-5.1,S	24 Oct 08 15:51
	U	14	14	u0316898.d	1.	810140-007-007-1/1	SB-561-2,S	24 Oct 08 16:23
		15	15	u0316899.d	1.	810140-008-008-1/1	SB-561-4,S	24 Oct 08 16:55
	U	16	16	u0316900.d	1.	810140-011-011-1/1	SB-562-550-0.5,S	24 Oct 08 17:27
		17	17	u0316901.d	1.	810140-012-012-1/1	SB-562-550-5.1,S	24 Oct 08 18:00
		18	18	u0316902.d	1.	810140-013-013-1/1	SB-562-2,S	24 Oct 08 18:32
	U	19	19	u0316903.d	1.	810140-014-014-1/1	SB-562-4,S	24 Oct 08 19:04
		20	20	u0316904.d	1.	810140-001-001-1/1MS	SB-556-2MS,S	24 Oct 08 19:36
	U	21	21	u0316905.d	1.	810140-001-001-1/1MSD	SB-556-2MSD,S	24 Oct 08 20:08
		22	22	u0316906.d	1.	AR1660-3	8082 STD	24 Oct 08 20:40
	U	23	22	u0316907.d	1.	AR1660-3 43774	8082 STD	24 Oct 08 21:12
		24	23	u0316908.d	1.	810141-001-001-1/1	SB-563-550-0.5,S	24 Oct 08 21:44
	U	25	24	u0316909.d	1.	810141-002-002-1/1	SB-563-550-0.5-1,S	24 Oct 08 22:17
		26	25	u0316910.d	1.	810141-003-003-1/1	SB-563-2,S	24 Oct 08 22:49
	U	27	26	u0316911.d	1.	810141-004-004-1/1	SB-563-4,S	24 Oct 08 23:21
		28	27	u0316912.d	1.	810141-007-007-1/1	SB-568-550-0.5,S	24 Oct 08 23:53
		29	28	u0316913.d	1.	810141-008-008-1/1	SB-568-550-0.5-1,S	25 Oct 08 00:25
	U	30	29	u0316914.d	1.	810141-009-009-1/1	SB-568-2,S	25 Oct 08 00:57
		31	30	u0316915.d	1.	810141-010-010-1/1	SB-568-4,S	25 Oct 08 01:29
	U	32	31	u0316916.d	1.	AR1660-3	8082 STD	25 Oct 08 02:01
		33	31	u0316917.d	1.	AR1660-3 43774	8082 STD	25 Oct 08 02:33
	U	34	32	u0316918.d	1.	BLK106280	BLK,S	25 Oct 08 03:05
		35	33	u0316919.d	1.	BKS106280	BKS,S	25 Oct 08 03:37
		36	34	u0316920.d	1.	810158-001-001-1/1	SB-556-2,S	25 Oct 08 04:09
	U	37	35	u0316921.d	1.	810158-002-002-1/1	SB-556-4,S	25 Oct 08 04:41
		38	36	u0316922.d	1.	810158-003-003-1/1	SB-556-6,S	25 Oct 08 05:13
	U	39	37	u0316923.d	1.	810158-004-004-1/1	SB-556-8,S	25 Oct 08 05:45
		40	38	u0316924.d	1.	810158-005-005-1/1	SB-564-550-0.5,S	25 Oct 08 06:17
	U	41	39	u0316925.d	1.	810158-006-006-1/1	SB-564-550-5.1,S	25 Oct 08 06:49
		42	40	u0316926.d	1.	810158-007-007-1/1	SB-564-2,S	25 Oct 08 07:21
	U	43	41	u0316927.d	1.	810158-008-008-1/1	SB-564-4,S	25 Oct 08 07:53
		44	42	u0316928.d	1.	AR1660-3	8082 STD	25 Oct 08 08:25
		45	42	u0316929.d	1.	AR1660-3 43774	8082 STD	25 Oct 08 08:57
	U	46	43	u0316930.d	1.	810158-008-008-1/1MS	SB-564-4MS,S	25 Oct 08 09:29
		47	44	u0316931.d	1.	810158-008-008-1/1MSD	SB-564-4MSD,S	25 Oct 08 10:02
	U	48	45	u0316932.d	1.	810158-011-011-1/1	SB-559-550-0.5,S	25 Oct 08 10:33
		49	46	u0316933.d	1.	810158-012-012-1/1	SB-559-550-5.1,S	25 Oct 08 11:06
	U	50	47	u0316934.d	1.	810158-013-013-1/1	SB-559-2,S	25 Oct 08 11:38
		51	48	u0316935.d	1.	810158-014-014-1/1	SB-559-4,S	25 Oct 08 12:10
	U	52	49	u0316936.d	1.	810158-015-015-1/1	SB-559-6,S	25 Oct 08 12:42
		53	50	u0316937.d	1.	810158-016-016-1/1	SB-559-8,S	25 Oct 08 13:14
		54	51	u0316938.d	1.	810158-017-017-1/1	SB-560-550-0.5,S	25 Oct 08 13:46
		55	52	u0316939.d	1.	810158-018-018-1/1	SB-560-550-5.1,S	25 Oct 08 14:18
		56	53	u0316940.d	1.	AR1660-3 43774	8082 STD	25 Oct 08 14:50
		57	53	u0316941.d	1.	AR1660-3	8082 STD	25 Oct 08 15:22

Comments:

GC ANALYSIS LOG

Intrument ID: HP5890 # U Reviewed by: RP Date: 10/28/08

Data Acquisition Method:	Pest32 / PCB32 / Herb32
Injector Temp (oC):	180 / 200 / 240 /
Detector Temp(oC):	300
Oven Initial Temp(oC):	60 / 150 /
Initial Time (min):	0.0 / 0.50 / 1.0 /
Ramp Rate (oC/min) :	10-200-4 / 280 -4 / 300-x
Final Temp(oC):	200 / 275 / 300 /
Injection Volume(uL):	1.0 / 2.0 / 2.5 / µl

Detector A

Column:	RTX-CLP	30meter
ID:	0.32 mm	

Detector B

Column:	RTX-CLP2	30 meter
ID:	0.32 mm	

ICAL Method: 080408 Analyst: AA

Seq.	File ID	GPL ID	Dil	Matrix	Date	Comments
102708	U					

Injection Log

Directory: i:\gcdata\u\102708

Line	Vial	FileName	Multiplier	SampleName	Misc Info	Injected
1	1	u0316946.d	1.	AR1660-3 43774	8082 STD	27 Oct 08 13:41
2	2	u0316947.d	1.	AR2154-3 43781	8082 STD	27 Oct 08 14:13
3	3	u0316948.d	1.	810140-005-005-1/1 10X	SB-561-550-0.5 DL	27 Oct 08 15:00
4	4	u0316949.d	1.	810140-006-006-1/1 20X	SB-561-550-5.1,S DL	27 Oct 08 15:32
5	5	u0316950.d	1.	810140-007-007-1/1 20X	SB-561-2,S DL	27 Oct 08 16:04
6	6	u0316951.d	1.	810140-008-008-1/1 50X	SB-561-4,S DL	27 Oct 08 16:36
7	7	u0316952.d	1.	810141-007-007-1/1 100X	SB-568-550-0.5 DL	27 Oct 08 17:08
8	8	u0316953.d	1.	810141-008-008-1/1 50X	SB-568-550-0.5-1 DL	27 Oct 08 17:40
9	9	u0316954.d	1.	810158-002-002-1/1 5X	SB-556-4,S DL	27 Oct 08 18:12
10	10	u0316955.d	1.	810139-009-009-1/1	SB-558-2	27 Oct 08 18:44
11	11	u0316956.d	1.	810139-013-013-1/1 100X	SB-555-550-0.5 DL	27 Oct 08 19:16
12	12	u0316957.d	1.	810139-014-014-1/1 50X	SB-555-550.-15 DL	27 Oct 08 19:48
13	13	u0316958.d	1.	AR1660-3 43774	8082 STD	27 Oct 08 20:20
14	14	u0316959.d	1.	AR2154-3 43781	8082 STD	27 Oct 08 20:52
15	15	u0316960.d	1.	810139-015-015-1/1 50X	SB-555-2 DL	27 Oct 08 21:24
16	16	u0316961.d	1.	810139-016-016-1/1 50X	SB-555-4 DL	27 Oct 08 21:56
17	17	u0316962.d	1.	810157-001-001-1/1 10X	SB-569-550-0.5 DL	27 Oct 08 22:29
18	18	u0316963.d	1.	810157-002-002-1/1 40X	SB-569-550.5-1 DL	27 Oct 08 23:00
19	19	u0316964.d	1.	810157-004-004-1/1 20X	SB-569-4 DL	27 Oct 08 23:33
20	20	u0316965.d	1.	810157-007-007-1/1 20X	SB-569-550-0.5 DL	28 Oct 08 00:05
21	21	u0316966.d	1.	810157-008-008-1/1 10X	SB-570-550.5-1	28 Oct 08 00:37
22	22	u0316967.d	1.	810157-009-009-1/1 2X	SB-570-2 DL	28 Oct 08 01:09
23	23	u0316968.d	1.	810157-015-015-1/1 5X	SB-565-2,S DL	28 Oct 08 01:41
24	24	u0316969.d	1.	810157-019-019-1/1 5X	SB-566-550-0.5,S DL	28 Oct 08 02:13
25	25	u0316970.d	1.	AR1660-3 43774	8082 STD	28 Oct 08 02:45
26	26	u0316971.d	1.	AR2154-3 43781	8082 STD	28 Oct 08 07:49
27	25	u0316972.d	1.	AR1660-3	8082 STD	28 Oct 08 08:21
28	27	u0316973.d	1.	810139-007-007-1/1 10X	SB-558-550-0.5 DL	28 Oct 08 08:54
29	28	u0316974.d	1.	810141-007-007-1/1 500X	SB-568-550-0.5 DL	28 Oct 08 09:26
30	29	u0316975.d	1.	810157-001-001-1/1 500X	SB-569-550-0.5 DL	28 Oct 08 10:36
31	30	u0316976.d	1.	810157-010-010-1/1 2X	SB-570-4,DL	28 Oct 08 11:08
32	31	u0316977.d	1.	810157-001-001-1/1 1000X	SB-569-550-0.5 DL	28 Oct 08 11:40
33	32	u0316978.d	1.	AR1660-3 43774	8082 STD	28 Oct 08 12:12
34	33	u0316979.d	1.	AR2154-3 43781	8082 STD	28 Oct 08 12:44
35	1	u0316980.d	1.	AR1660-3 43774	8082 STD	28 Oct 08 13:35

Comments:

GPL Laboratories, LLLP

Percent Solids Determination Log

Method Title:	CLP_SOLIDS	**Analyst:**	Paul Hewling
Method Reference:	Percent Solids by CLP	**Reviewed By/Date:**	
Analytical Balance ID:	Saratorius CP153	**Analytical Batch:**	118204
Date/Time In (Oven):	10/27/2008 11:28	**Oven Temperature:**	104C
Date/Time Out (Oven):	10/28/2008 10:20	**Oven Temperature:**	104C
Dessicator Temp:	22C	**% Humidity (<20%):**	12%

Drying Oven Temp Maintained at 103-105C

SDG	Lab Sample ID	Client Sample ID	Weight of Dish	Weight of Wet Sample + Dish	Weight of Dry Sample + Dish	Percent Moisture	Percent Solids	RPD (<20)
810158	810158-001-001-1/1	SB-566-2	1.3350g	10.6770g	9.7160g	10.3%	89.7%	
810158	810158-001-001-1/1DD	SB-566-2	1.3140g	10.7210g	9.7110g	10.7%	89.3%	
810158	810158-002-002-1/1	SB-566-4	1.3280g	11.1110g	9.9510g	11.9%	88.1%	
810158	810158-003-003-1/1	SB-566-6	1.3250g	11.6260g	9.7810g	17.9%	82.1%	
810158	810158-004-004-1/1	SB-566-8	1.3170g	11.5690g	9.7880g	17.4%	82.6%	
810158	810158-005-005-1/1	SB-564-550-0.5	1.3120g	10.6610g	9.9630g	7.5%	92.5%	
810158	810158-006-006-1/1	SB-564-550.5-1	1.3190g	11.4640g	10.9710g	4.9%	95.1%	
810158	810158-007-007-1/1	SB-564-2	1.3110g	11.5290g	11.0960g	4.2%	95.8%	
810158	810158-008-008-1/1	SB-564-4	1.3400g	12.8530g	11.2600g	13.8%	86.2%	
810158	810158-011-011-1/1	SB-559-550-0.5	1.3190g	11.4630g	10.7190g	7.3%	92.7%	
810158	810158-012-012-1/1	SB-559-550.5-1	1.3130g	11.4540g	10.7110g	7.3%	92.7%	
810158	810158-013-013-1/1	SB-559-2	1.3440g	11.3410g	10.6310g	7.1%	92.9%	
810158	810158-014-014-1/1	SB-559-4	1.3270g	10.9270g	10.3040g	6.5%	93.5%	
810158	810158-015-015-1/1	SB-559-6	1.3060g	12.3770g	11.0610g	11.9%	88.1%	
810158	810158-016-016-1/1	SB-559-8	1.3350g	10.5850g	9.3800g	13.0%	87.0%	
810158	810158-017-017-1/1	SB-560-550-0.5	1.3110g	10.4260g	9.6730g	8.3%	91.7%	
810158	810158-018-018-1/1	SB-560-550.5-1	1.3380g	10.8070g	9.9900g	8.6%	91.4%	
810158	810158-019-019-1/1	SB-560-2	1.3220g	10.4810g	9.8700g	6.7%	93.3%	
810158	810158-020-020-1/1	SB-560-4	1.3120g	11.1580g	10.0390g	11.4%	88.6%	

	Sample Id	Clas	Method	Q	Anal Date	Tech	SEQ No.	Multip	M	Prep	R	Client	A	B	C	Calculate	Meth	Col	Col	C	Perce	Last QC Sample
1																						
2																						
3																						
4	810158-001-0	SMP	CLP_SOLIDS		10-27-08 11:2	1300-35	118204	00000	S		Y	SB-566	1.33500	10.67700	9.71600	89.7131	1.0000		1		10.29	
5	810158-001-0	MD	CLP_SOLIDS		10-27-08 11:2	1300-35	118204	00000	S		Y	SB-566	1.31400	10.72100	9.71100	89.2633	1.0000		1		10.74	
6	810158-002-0	SMP	CLP_SOLIDS		10-27-08 11:2	1300-35	118204	00000	S		Y	SB-566	1.32800	11.11100	9.95100	88.1427	1.0000		1		11.86	
7	810158-003-0	SMP	CLP_SOLIDS		10-27-08 11:2	1300-35	118204	00000	S		Y	SB-566	1.32500	11.62600	9.78100	82.0891	1.0000		1		17.91	
8	810158-004-0	SMP	CLP_SOLIDS		10-27-08 11:2	1300-35	118204	00000	S		Y	SB-566	1.31700	11.56900	9.78800	82.6278	1.0000		1		17.37	
9	810158-005-0	SMP	CLP_SOLIDS		10-27-08 11:2	1300-35	118204	00000	S		Y	SB-564	1.31200	10.66100	9.96300	92.5340	1.0000		1		7.47	
10	810158-006-0	SMP	CLP_SOLIDS		10-27-08 11:2	1300-35	118204	00000	S		Y	SB-564	1.31900	11.46400	10.97100	95.1405	1.0000		1		4.86	
11	810158-007-0	SMP	CLP_SOLIDS		10-27-08 11:2	1300-35	118204	00000	S		Y	SB-564	1.31100	11.52900	11.09600	95.7624	1.0000		1		4.24	
12	810158-008-0	SMP	CLP_SOLIDS		10-27-08 11:2	1300-35	118204	00000	S		Y	SB-564	1.34000	12.85300	11.26000	86.1635	1.0000		1		13.84	
13	810158-011-0	SMP	CLP_SOLIDS		10-27-08 11:2	1300-35	118204	00000	S		Y	SB-559	1.31900	11.46300	10.71900	92.6656	1.0000		1		7.33	
14	810158-012-0	SMP	CLP_SOLIDS		10-27-08 11:2	1300-35	118204	00000	S		Y	SB-559	1.31300	11.45400	10.71100	92.6733	1.0000		1		7.33	
15	810158-013-0	SMP	CLP_SOLIDS		10-27-08 11:2	1300-35	118204	00000	S		Y	SB-559	1.34400	11.34100	10.63100	92.8979	1.0000		1		7.10	
16	810158-014-0	SMP	CLP_SOLIDS		10-27-08 11:2	1300-35	118204	00000	S		Y	SB-559	1.32700	10.92700	10.30400	93.5104	1.0000		1		6.49	
17	810158-015-0	SMP	CLP_SOLIDS		10-27-08 11:2	1300-35	118204	00000	S		Y	SB-559	1.30600	12.37700	11.06100	88.1131	1.0000		1		11.89	
18	810158-016-0	SMP	CLP_SOLIDS		10-27-08 11:2	1300-35	118204	00000	S		Y	SB-559	1.33500	10.58500	9.38000	86.9730	1.0000		1		13.03	
19	810158-017-0	SMP	CLP_SOLIDS		10-27-08 11:2	1300-35	118204	00000	S		Y	SB-560	1.31100	10.42600	9.67300	91.7389	1.0000		1		8.26	
20	810158-018-0	SMP	CLP_SOLIDS		10-27-08 11:2	1300-35	118204	00000	S		Y	SB-560	1.33800	10.80700	9.99000	91.3718	1.0000		1		8.63	
21	810158-019-0	SMP	CLP_SOLIDS		10-27-08 11:2	1300-35	118204	00000	S		Y	SB-560	1.32200	10.48100	9.87000	93.3290	1.0000		1		6.67	
22	810158-020-0	SMP	CLP_SOLIDS		10-27-08 11:2	1300-35	118204	00000	S		Y	SB-560	1.31200	11.15800	10.03900	88.6350	1.0000		1		11.37	

	Description {90}	An	Sample Id {92}	ST Sam	Method {94}	Results {95}	RL {96}	Raw R	Raw Results	Multiplier {99}	Reporting	Raw Unt	nFinal Result	Sort Order	spk Amount	% Recover	Raw Final {110}
1																	
2																	
3																	
4	Percent Solids	AN	810158-001	SMP	CLP_SOLI	89.71	1.0000		89.7100	00000000	PER	PER	89.7100	0	0.0000	0.00	89.7100
5	Percent Solids	AN	810158-001	MD /	CLP_SOLI	89.26	1.0000		89.2600	00000000	PER	PER	89.2600	0	0.0000	0.00	89.2600
6	Percent Solids	AN	810158-002	SMP	CLP_SOLI	88.14	1.0000		88.1400	00000000	PER	PER	88.1400	0	0.0000	0.00	88.1400
7	Percent Solids	AN	810158-003	SMP	CLP_SOLI	82.09	1.0000		82.0900	00000000	PER	PER	82.0900	0	0.0000	0.00	82.0900
8	Percent Solids	AN	810158-004	SMP	CLP_SOLI	82.63	1.0000		82.6300	00000000	PER	PER	82.6300	0	0.0000	0.00	82.6300
9	Percent Solids	AN	810158-005	SMP	CLP_SOLI	92.53	1.0000		92.5300	00000000	PER	PER	92.5300	0	0.0000	0.00	92.5300
10	Percent Solids	AN	810158-006	SMP	CLP_SOLI	95.14	1.0000		95.1400	00000000	PER	PER	95.1400	0	0.0000	0.00	95.1400
11	Percent Solids	AN	810158-007	SMP	CLP_SOLI	95.76	1.0000		95.7600	00000000	PER	PER	95.7600	0	0.0000	0.00	95.7600
12	Percent Solids	AN	810158-008	SMP	CLP_SOLI	86.16	1.0000		86.1600	00000000	PER	PER	86.1600	0	0.0000	0.00	86.1600
13	Percent Solids	AN	810158-011	SMP	CLP_SOLI	92.67	1.0000		92.6700	00000000	PER	PER	92.6700	0	0.0000	0.00	92.6700
14	Percent Solids	AN	810158-012	SMP	CLP_SOLI	92.67	1.0000		92.6700	00000000	PER	PER	92.6700	0	0.0000	0.00	92.6700
15	Percent Solids	AN	810158-013	SMP	CLP_SOLI	92.9	1.0000		92.9000	00000000	PER	PER	92.9000	0	0.0000	0.00	92.9000
16	Percent Solids	AN	810158-014	SMP	CLP_SOLI	93.51	1.0000		93.5100	00000000	PER	PER	93.5100	0	0.0000	0.00	93.5100
17	Percent Solids	AN	810158-015	SMP	CLP_SOLI	88.11	1.0000		88.1100	00000000	PER	PER	88.1100	0	0.0000	0.00	88.1100
18	Percent Solids	AN	810158-016	SMP	CLP_SOLI	86.97	1.0000		86.9700	00000000	PER	PER	86.9700	0	0.0000	0.00	86.9700
19	Percent Solids	AN	810158-017	SMP	CLP_SOLI	91.74	1.0000		91.7400	00000000	PER	PER	91.7400	0	0.0000	0.00	91.7400
20	Percent Solids	AN	810158-018	SMP	CLP_SOLI	91.37	1.0000		91.3700	00000000	PER	PER	91.3700	0	0.0000	0.00	91.3700
21	Percent Solids	AN	810158-019	SMP	CLP_SOLI	93.33	1.0000		93.3300	00000000	PER	PER	93.3300	0	0.0000	0.00	93.3300
22	Percent Solids	AN	810158-020	SMP	CLP_SOLI	88.63	1.0000		88.6300	00000000	PER	PER	88.6300	0	0.0000	0.00	88.6300

	Description {90}	An	Sample Id {92}	Flag {111}	Val	Rpd {113}	Rpd Limit	N	mdl {125}	S	Retention Time	LCL {131	UCL {132	Moisture	Final Reporting	Final MDL {139}	Valid.Comments {145}	Anal Multiplier	Prep Multiplier
1																			
2																			
3																			
4	Percent Solids	AN	810158-001			0	1		1.0000					10.29	1.000	1.00000		1.000	
5	Percent Solids	AN	810158-001			0	1		1.0000					10.74	1.000	1.00000		1.000	
6	Percent Solids	AN	810158-002			0	1		1.0000					11.86	1.000	1.00000		1.000	
7	Percent Solids	AN	810158-003			0	1		1.0000					17.91	1.000	1.00000		1.000	
8	Percent Solids	AN	810158-004			0	1		1.0000					17.37	1.000	1.00000		1.000	
9	Percent Solids	AN	810158-005			0	1		1.0000					7.47	1.000	1.00000		1.000	
10	Percent Solids	AN	810158-006			0	1		1.0000					4.86	1.000	1.00000		1.000	
11	Percent Solids	AN	810158-007			0	1		1.0000					4.24	1.000	1.00000		1.000	
12	Percent Solids	AN	810158-008			0	1		1.0000					13.84	1.000	1.00000		1.000	
13	Percent Solids	AN	810158-011			0	1		1.0000					7.33	1.000	1.00000		1.000	
14	Percent Solids	AN	810158-012			0	1		1.0000					7.33	1.000	1.00000		1.000	
15	Percent Solids	AN	810158-013			0	1		1.0000					7.1	1.000	1.00000		1.000	
16	Percent Solids	AN	810158-014			0	1		1.0000					6.49	1.000	1.00000		1.000	
17	Percent Solids	AN	810158-015			0	1		1.0000					11.89	1.000	1.00000		1.000	
18	Percent Solids	AN	810158-016			0	1		1.0000					13.03	1.000	1.00000		1.000	
19	Percent Solids	AN	810158-017			0	1		1.0000					8.26	1.000	1.00000		1.000	
20	Percent Solids	AN	810158-018			0	1		1.0000					8.63	1.000	1.00000		1.000	
21	Percent Solids	AN	810158-019			0	1		1.0000					6.67	1.000	1.00000		1.000	
22	Percent Solids	AN	810158-020			0	1		1.0000					11.37	1.000	1.00000		1.000	

Tetra Tech NUS **INTERNAL CORRESPONDENCE**

TO:	**M. MARTIN**	**DATE:**	**APRIL 27th , 2009**
FROM:	**MEGAN CARSON**	**COPIES:**	**DV FILE**
SUBJECT:	**ORGANIC DATA VALIDATION- PCB LOCKHEED MIDDLE RIVER SDG 810178**		
SAMPLES:	9/Soil		

SB-545-4	SB-545-SS0-0.5	SB-545-SS-0.5-1	SB-549-2
SB-549-SS0-0.5	SB-549-SS0.5-1	SB-567-4	SB-DUP-10
SB-DUP-9			

Overview

The sample set for Lockheed Middle River, SDG 810178 consists of nine (9) soil samples. The samples were analyzed for polychlorinated biphenyls (PCB).

The samples were collected by GPL Laboratories, LLLP on October 23rd, 2008 and analyzed by GPL Laboratories, LLLP. All analyses were conducted in accordance with SW-846 Method 8082 analytical and reporting protocols. This SDG had two field duplicate pairs: DUP9/SB-548-SS0-0.5(SDG 810187) and DUP10/SB-548-SS0.5-1.0 (SDG 810187).

The data contained in this SDG were validated with regard to the following parameters: data completeness, holding times, initial/continuing calibrations, laboratory method blank results, surrogate spike recoveries, blank spike results, matrix spike / matrix spike duplicate results, chromatographic resolution, compound identification, compound quantitation, field duplicates and detection limits. Areas of concern are listed below.

Major

- None.

Minor

- None.

Notes

The continuing calibration performed on HP5890#V on 12/28/08 at 06:42 had a percent difference greater than the quality control limit of 25% for surrogate decachlorobiphenyl. No validation action was warranted.

The continuing calibration performed on HP5890#V on 12/28/08 at 12:48 had a percent difference greater than the quality control limit of 25% for surrogate decachlorobiphenyl. No validation action was warranted.

Field duplicate evaluations were within quality control limits.

Two field sample IDs were incorrectly transcribed on Form 1 and in the EDD by the lab. The reviewer amended the Form Is and the database.

Executive Summary

Laboratory Performance: None.

Other Factors Affecting Data Quality: None.

The data for these analyses were reviewed with reference to Region III modifications to U.S. EPA National Functional Guidelines for Organic Data Validation (Sept. 1994). The text of this report has been formulated to address only those problem areas affecting data quality.

Tetra Tech NUS
Megan Carson
Chemist/Data Validator

Tetra Tech NUS
Joseph A. Samchuck
Quality Assurance Officer

Attachments:
Appendix A – Qualified Analytical Results
Appendix B – Results as Reported by the Laboratory
Appendix C – Support Documentation

Appendix A

Qualified Analytical Results

PROJ_NO: 02135	NSAMPLE	SB-545-4			SB-545-SS0.5-1			SB-545-SS0-0.5			SB-549-2		
SDG: 810178	LAB_ID	810178-005			810178-002			810178-001			810178-008		
FRACTION: PEST/PCB	SAMP_DATE	10/23/2008			10/23/2008			10/23/2008			10/23/2008		
MEDIA: SOIL	QC_TYPE	NM			NM			NM			NM		
	UNITS	UG/KG			UG/KG			UG/KG			UG/KG		
	PCT_SOLIDS	84.0			81.1			84.1			84.6		
	DUP_OF												
PARAMETER		RESULT	VQL	QLCD	RESULT	VQL	QLCD	RESULT	VQL	QLCD	RESULT	VQL	QLCD
AROCLOR-1016		20	U		21	U		20	U		20	U	
AROCLOR-1221		20	U		21	U		20	U		20	U	
AROCLOR-1232		20	U		21	U		20	U		20	U	
AROCLOR-1242		20	U		21	U		20	U		20	U	
AROCLOR-1248		20	U		21	U		20	U		20	U	
AROCLOR-1254		20	U		21	U		20	U		20	U	
AROCLOR-1260		20	U		21	U		20	U		20	U	

PROJ_NO: 02135	NSAMPLE	SB-549-SS0.5-1			SB-549-SS0-0.5			SB-567-4			SB-DUP-10		
SDG: 810178	LAB_ID	810178-007			810178-006			810178-013			810178-012		
FRACTION: PEST/PCB	SAMP_DATE	10/23/2008			10/23/2008			10/23/2008			10/23/2008		
MEDIA: SOIL	QC_TYPE	NM			NM			NM			NM		
	UNITS	UG/KG			UG/KG			UG/KG			UG/KG		
	PCT_SOLIDS	85.0			86.8			89.2			89.5		
	DUP_OF										SB-548-SS0.5-1		
PARAMETER		RESULT	VQL	QLCD	RESULT	VQL	QLCD	RESULT	VQL	QLCD	RESULT	VQL	QLCD
AROCLOR-1016		20	U		19	U		19	U		19	U	
AROCLOR-1221		20	U		19	U		19	U		19	U	
AROCLOR-1232		20	U		19	U		19	U		19	U	
AROCLOR-1242		20	U		19	U		19	U		19	U	
AROCLOR-1248		20	U		19	U		19	U		19	U	
AROCLOR-1254		20	U		19	U		19	U		19	U	
AROCLOR-1260		20	U		19	U		19	U		19	U	

PROJ_NO: 02135	NSAMPLE	SB-DUP-9		
SDG: 810178	LAB_ID	810178-011		
FRACTION: PEST/PCB	SAMP_DATE	10/23/2008		
MEDIA: SOIL	QC_TYPE	NM		
	UNITS	UG/KG		
	PCT_SOLIDS	86.1		
	DUP_OF	SB-548-SS0-0.5		
PARAMETER		RESULT	VQL	QLCD
AROCLOR-1016		19	U	
AROCLOR-1221		19	U	
AROCLOR-1232		19	U	
AROCLOR-1242		19	U	
AROCLOR-1248		19	U	
AROCLOR-1254		19	U	
AROCLOR-1260		19	U	

Appendix B

Results as Reported by the Laboratory

GPL Laboratories

GPL
FORM 1
ANALYSIS DATA SHEET

SAMPLE NO
SB-545-4

Lab Name :	GPL Laboratories	Client. :	Tetra Tech NUS
Lab Code :	GPL	SAS NO. :	
Case No. :		SDG NO :	810178
Matrix : (Soil / Water)	SOIL	Lab Sample ID :	810178-005-005-1/1
Sample Volume :	30	Lab File ID :	V028006.D
% Moisture:	15.96	Date Received	10/23/2008
Extraction:	SW3550	Date Extracted:	10/27/2008
Extract Volume:	10 mL	Date Analyzed	10/27/2008
Injection Volume :	1 µ L	Dilution Factor :	1
GPC Clean up (Y/N):	pH:		

Concentration Units (ug/L or ug/kg dry weight) : ug/kg

CAS NO	COMPOUND		Q
12674-11-2	PCB-1016	20	U
11104-28-2	PCB-1221	20	U
11141-16-5	PCB-1232	20	U
53469-21-9	PCB-1242	20	U
12672-29-6	PCB-1248	20	U
11097-69-1	PCB-1254	20	U
11096-82-5	PCB-1260	20	U

GPL Laboratories

GPL
FORM I
ANALYSIS DATA SHEET

SAMPLE NO
SB-545-SS0-0.5

Lab Name :	GPL Laboratories	Client. :	Tetra Tech NUS
Lab Code :	GPL	SAS NO. :	
Case No. :		SDG NO :	810178
Matrix : (Soil / Water)	SOIL	Lab Sample ID :	810178-001-001-1/1
Sample Volume :	29.99	Lab File ID :	V028002.D
% Moisture:	15.92	Date Received	10/23/2008
Extraction:	SW3550	Date Extracted:	10/27/2008
Extract Volume:	10 mL	Date Analyzed	10/27/2008
Injection Volume :	1 µL	Dilution Factor :	1
GPC Clean up (Y/N):	pH:		

Concentration Units (ug/L or ug/kg dry weight) : ug/kg

CAS NO	COMPOUND		Q
12674-11-2	PCB-1016	20	U
11104-28-2	PCB-1221	20	U
11141-16-5	PCB-1232	20	U
53469-21-9	PCB-1242	20	U
12672-29-6	PCB-1248	20	U
11097-69-1	PCB-1254	20	U
11096-82-5	PCB-1260	20	U

GPL Laboratories

GPL
FORM 1
ANALYSIS DATA SHEET

SAMPLE NO
SB-545-SS0-0.5-1

4/27/09 JAM

Lab Name :	GPL Laboratories	Client. :	Tetra Tech NUS
Lab Code :	GPL	SAS NO. :	
Case No. :		SDG NO :	810178
Matrix : (Soil / Water)	SOIL	Lab Sample ID :	810178-002-002-1/1
Sample Volume :	30	Lab File ID :	V028005.D
% Moisture:	18.87	Date Received	10/23/2008
Extraction:	SW3550	Date Extracted:	10/27/2008
Extract Volume:	10 mL	Date Analyzed	10/27/2008
Injection Volume :	1 µL	Dilution Factor :	1
GPC Clean up (Y/N):	pH:		

Concentration Units (ug/L or ug/kg dry weight) : ug/kg

CAS NO	COMPOUND		Q
12674-11-2	PCB-1016	21	U
11104-28-2	PCB-1221	21	U
11141-16-5	PCB-1232	21	U
53469-21-9	PCB-1242	21	U
12672-29-6	PCB-1248	21	U
11097-69-1	PCB-1254	21	U
11096-82-5	PCB-1260	21	U

GPL Laboratories

GPL
FORM 1
ANALYSIS DATA SHEET

SAMPLE NO
SB-549-2

Lab Name :	GPL Laboratories	Client. :	Tetra Tech NUS
Lab Code :	GPL	SAS NO. :	
Case No. :		SDG NO :	810178
Matrix : (Soil / Water)	SOIL	Lab Sample ID :	810178-008-008-1/1
Sample Volume :	30.03	Lab File ID :	V028009.D
% Moisture:	15.38	Date Received	10/23/2008
Extraction:	SW3550	Date Extracted:	10/27/2008
Extract Volume:	10 mL	Date Analyzed	10/27/2008
Injection Volume :	1 µL	Dilution Factor :	1
GPC Clean up (Y/N):	pH:		

Concentration Units (ug/L or ug/kg dry weight) : ug/kg

CAS NO	COMPOUND		Q
12674-11-2	PCB-1016	20	U
11104-28-2	PCB-1221	20	U
11141-16-5	PCB-1232	20	U
53469-21-9	PCB-1242	20	U
12672-29-6	PCB-1248	20	U
11097-69-1	PCB-1254	20	U
11096-82-5	PCB-1260	20	U

GPL Laboratories

GPL
FORM I
ANALYSIS DATA SHEET

SAMPLE NO
SB-549-SS0-0.5

Lab Name :	GPL Laboratories	Client. :	Tetra Tech NUS
Lab Code :	GPL	SAS NO. :	
Case No. :		SDG NO :	810178
Matrix : (Soil / Water)	SOIL	Lab Sample ID :	810178-006-006-1/1
Sample Volume :	30	Lab File ID :	V028007.D
% Moisture:	13.17	Date Received	10/23/2008
Extraction:	SW3550	Date Extracted:	10/27/2008
Extract Volume:	10 mL	Date Analyzed	10/27/2008
Injection Volume :	1 µL	Dilution Factor :	1
GPC Clean up (Y/N):	pH:		

Concentration Units (ug/L or ug/kg dry weight) : ug/kg

CAS NO	COMPOUND		Q
12674-11-2	PCB-1016	19	U
11104-28-2	PCB-1221	19	U
11141-16-5	PCB-1232	19	U
53469-21-9	PCB-1242	19	U
12672-29-6	PCB-1248	19	U
11097-69-1	PCB-1254	19	U
11096-82-5	PCB-1260	19	U

GPL Laboratories

GPL
FORM 1
ANALYSIS DATA SHEET

SAMPLE NO
SB-549-SS~~005-1~~ 0.5-1

4-27-09 JA

Lab Name :	GPL Laboratories	Client. :	Tetra Tech NUS
Lab Code :	GPL	SAS NO. :	
Case No. :		SDG NO :	810178
Matrix : (Soil / Water)	SOIL	Lab Sample ID :	810178-007-007-1/1
Sample Volume :	30.02	Lab File ID :	V028008.D
% Moisture:	15.01	Date Received	10/23/2008
Extraction:	SW3550	Date Extracted:	10/27/2008
Extract Volume:	10 mL	Date Analyzed	10/27/2008
Injection Volume :	1 µL	Dilution Factor :	1
GPC Clean up (Y/N):	pH:		

Concentration Units (ug/L or ug/kg dry weight) : ug/kg

CAS NO	COMPOUND		Q
12674-11-2	PCB-1016	20	U
11104-28-2	PCB-1221	20	U
11141-16-5	PCB-1232	20	U
53469-21-9	PCB-1242	20	U
12672-29-6	PCB-1248	20	U
11097-69-1	PCB-1254	20	U
11096-82-5	PCB-1260	20	U

GPL Laboratories

GPL
FORM 1
ANALYSIS DATA SHEET

SAMPLE NO
SB-567-4

Lab Name :	GPL Laboratories	Client. :	Tetra Tech NUS
Lab Code :	GPL	SAS NO. :	
Case No. :		SDG NO :	810178
Matrix : (Soil / Water)	SOIL	Lab Sample ID :	810178-013-013-1/1
Sample Volume :	30	Lab File ID :	V028014.D
% Moisture:	10.79	Date Received	10/23/2008
Extraction:	SW3550	Date Extracted:	10/27/2008
Extract Volume:	10 mL	Date Analyzed	10/27/2008
Injection Volume :	1 µL	Dilution Factor :	1
GPC Clean up (Y/N):	pH:		

Concentration Units (ug/L or ug/kg dry weight) : ug/kg

CAS NO	COMPOUND		Q
12674-11-2	PCB-1016	19	U
11104-28-2	PCB-1221	19	U
11141-16-5	PCB-1232	19	U
53469-21-9	PCB-1242	19	U
12672-29-6	PCB-1248	19	U
11097-69-1	PCB-1254	19	U
11096-82-5	PCB-1260	19	U

GPL Laboratories

GPL
FORM I
ANALYSIS DATA SHEET

SAMPLE NO
SB-DUP-10

Lab Name :	GPL Laboratories	Client. :	Tetra Tech NUS
Lab Code :	GPL	SAS NO. :	
Case No. :		SDG NO :	810178
Matrix : (Soil / Water)	SOIL	Lab Sample ID :	810178-012-012-1/1
Sample Volume :	30	Lab File ID :	V028013.D
% Moisture:	10.52	Date Received	10/23/2008
Extraction:	SW3550	Date Extracted:	10/27/2008
Extract Volume:	10 mL	Date Analyzed	10/27/2008
Injection Volume :	1 µL	Dilution Factor :	1
GPC Clean up (Y/N):	pH:		

Concentration Units (ug/L or ug/kg dry weight) : ug/kg

CAS NO	COMPOUND		Q
12674-11-2	PCB-1016	19	U
11104-28-2	PCB-1221	19	U
11141-16-5	PCB-1232	19	U
53469-21-9	PCB-1242	19	U
12672-29-6	PCB-1248	19	U
11097-69-1	PCB-1254	19	U
11096-82-5	PCB-1260	19	U

GPL Laboratories

GPL
FORM 1
ANALYSIS DATA SHEET

SAMPLE NO
SB-DUP-9

Lab Name :	GPL Laboratories	Client. :	Tetra Tech NUS
Lab Code :	GPL	SAS NO. :	
Case No. :		SDG NO :	810178
Matrix : (Soil / Water)	SOIL	Lab Sample ID :	810178-011-011-1/1
Sample Volume :	30.01	Lab File ID :	V028012.D
% Moisture:	13.94	Date Received	10/23/2008
Extraction:	SW3550	Date Extracted:	10/27/2008
Extract Volume:	10 mL	Date Analyzed	10/27/2008
Injection Volume :	1 µL	Dilution Factor :	1
GPC Clean up (Y/N):	pH:		

Concentration Units (ug/L or ug/kg dry weight) : ug/kg

CAS NO	COMPOUND		Q
12674-11-2	PCB-1016	19	U
11104-28-2	PCB-1221	19	U
11141-16-5	PCB-1232	19	U
53469-21-9	PCB-1242	19	U
12672-29-6	PCB-1248	19	U
11097-69-1	PCB-1254	19	U
11096-82-5	PCB-1260	19	U

Appendix C

Support Documentation

LOCKHEED MIDDLE RIVER
SOIL DATA
810178 AND 810187

FRACTION	CHEMICAL	SB-DUP-10	UNITS	SB-548-550.5.1	RPD	D
MISC	PERCENT SOLIDS	89	%	87	2.27	2.00

Current RPD Quality Control Limit: 50 %.
Shaded cells indicate RPDs that exceed the applicable quality control limit.

LOCKHEED MIDDLE RIVER
SOIL DATA
810178 AND 810187

FRACTION	CHEMICAL	SB-DUP-9	UNITS	SB-548-550.0.5	RPD	D
MISC	PERCENT SOLIDS	86	%	88	2.30	2.00

Current RPD Quality Control Limit: 50 %.
Shaded cells indicate RPDs that exceed the applicable quality control limit.

GPL LABORATORIES, LLC

7210A Corporate Court
Frederick, MD 21703
(301) 694-5310
Fax (301) 620-0731

Contract #/Billing Reference: 1121C01855

of Pgs.

Project: Block E Supplemental Soil Characterization
Client: TT NUS
Send Results To: Tony Paparazzo
Address: 20251 Century Blvd. Suite 200
Germantown, MD 20874
Phone: (301) 528-3021

Turnaround Time: 5-Day
# of Containers: 12
Container Type: 8oz jar
Preservative Used: N/A
Type of Analysis: PCB

Sample ID#	Date Sampled	Time Sampled	Sample Matrix	Sampler's Initials	PCB	Lab Cooler No.	CLIENT COMMENTS
SB-545-SS0-05	10/23	1117	Soil	JP	X		
SB-545-SS0.5-1	10/23	1118	Soil	JP	X		
SB-545-2	10/23	1119	Soil	JP	X		
SB-545-3	10/23	1120	Soil	JP	X		Analyze if SB-545-3 is >1ppm
SB-545-4	10/23	1121	Soil	JP	X		Analyze if SB-545-3 is >1ppm
SB-549-SS0.5	10/23	1010	Soil	JP	X		
SB-549-SS0.5-1	10/23	1011	Soil	JP	X		
SB-549-2	10/23	1012	Soil	JP	X		
SB-549-3	10/23	1013	Soil	JP	X		Analyze if SB-549-2 is >1ppm
SB-549-4	10/23	1014	Soil	JP	X		Analyze if SB-549-3 is >1ppm
SB-DUP-9	10/23	~~1015~~	Soil	JP	X		
SB-DUP-10	10/23	—	Soil	JP	X		

Relinquished By:	Date/Time	Received By:	Relinquished By:	Received for Laboratory By:	Date/Time
[signature]	10/23 1600	[signature]			
Relinquished By: [signature]	Date/Time	Received By: [signature]	Date/Time	Shipper:	Airbill No.:
Relinquished By:	Date/Time	Received By:	Lab Comments:		Temp:

G.P. W.O. _____

GPL LABORATORIES, LLLP

7210A Corporate Court
Frederick, MD 21703
(301) 694-5310
Fax (301) 620-0731

Contract #/Billing Reference: 1121c 01855

of Pgs.

Project: Block E Supplemental Soil Characterization
Client: TT NUS
Send Results To: Tony Apanavage
Address: 20251 Century Blvd. Suite 200
Germantown, MD 20874
Phone: (301) 528-3021

Turnaround Time: 5-Day
# of Containers: 3
Container Type: 8 oz Jar
Preservative Used: N/A
Type of Analysis: PCB

Lab Cooler No.

Sample ID#	Date Sampled	Time Sampled	Sample Matrix	Sampler's Initials	PCB										CLIENT COMMENTS
SB-567-4	10/23	1439	Soil	JP	X										
SB567-6	10/23	1439	Soil	JP	X										Analyze if SB-567-4 is > 1ppm
SB-567-8	10/23	1439	Soil	JP	X										" "

Relinquished By:	Date/Time	Received By:	Relinquished By:	Received for Laboratory By:	Date/Time
[signature]	1603 1604	[signature]			

Relinquished By:	Date/Time	Received By:	Date/Time	Shipper:	Airbill No.:

Relinquished By:	Date/Time	Received By:	Lab Comments:	Temp:

G.P. W.O. _____

SDG 810178

SORT	UNITS	NSAMPLE	LAB_ID	QC_TYPE	SAMP_DATE	EXTR_DATE	ANAL_DATE	SMP_EXTR	EXTR_ANL	SMP_ANL
PCS	%	SB-545-4	810178-005	NM	10/23/2008	12/30/1899	10/28/2008	-4E+04	39748	5
PCS	%	SB-DUP-10	810178-012	NM	10/23/2008	12/30/1899	10/28/2008	-4E+04	39748	5
PCS	%	SB-567-4	810178-013	NM	10/23/2008	12/30/1899	10/28/2008	-4E+04	39748	5
PCS	%	SB-549-SS005-1	810178-007	NM	10/23/2008	12/30/1899	10/28/2008	-4E+04	39748	5
PCS	%	SB-549-SS0-0.5	810178-006	NM	10/23/2008	12/30/1899	10/28/2008	-4E+04	39748	5
PCS	%	SB-549-2	810178-008	NM	10/23/2008	12/30/1899	10/28/2008	-4E+04	39748	5
PCS	%	SB-545-SS0-0.5-1	810178-002	NM	10/23/2008	12/30/1899	10/28/2008	-4E+04	39748	5
PCS	%	SB-545-SS0-0.5	810178-001	NM	10/23/2008	12/30/1899	10/28/2008	-4E+04	39748	5
PCS	%	SB-DUP-9	810178-011	NM	10/23/2008	12/30/1899	10/28/2008	-4E+04	39748	5
PCB	%	SB-DUP-10	810178-012	NM	10/23/2008	12/30/1899	10/27/2008	-4E+04	39747	4
PCB	%	SB-567-4	810178-013	NM	10/23/2008	12/30/1899	10/27/2008	-4E+04	39747	4
PCB	%	SB-549-SS005-1	810178-007	NM	10/23/2008	12/30/1899	10/27/2008	-4E+04	39747	4
PCB	%	SB-545-4	810178-005	NM	10/23/2008	12/30/1899	10/27/2008	-4E+04	39747	4
PCB	%	SB-549-SS0-0.5	810178-006	NM	10/23/2008	12/30/1899	10/27/2008	-4E+04	39747	4
PCB	%	SB-549-2	810178-008	NM	10/23/2008	12/30/1899	10/27/2008	-4E+04	39747	4

SORT	UNITS	NSAMPLE	LAB_ID	QC_TYPE	SAMP_DATE	EXTR_DATE	ANAL_DATE	SMP_EXTR	EXTR_ANL	SMP_ANL
PCB	%	SB-DUP-9	810178-011	NM	10/23/2008	12/30/1899	10/27/2008	-4E+04	39747	4
PCB	%	SB-545-SS0-0.5	810178-001	NM	10/23/2008	12/30/1899	10/27/2008	-4E+04	39747	4
PCB	%	SB-545-SS0-0.5-1	810178-002	NM	10/23/2008	12/30/1899	10/27/2008	-4E+04	39747	4
PCB	UG/KG	SB-549-SS005-1	810178-007	NM	10/23/2008	12/30/1899	10/27/2008	-4E+04	39747	4
PCB	UG/KG	SB-545-4	810178-005	NM	10/23/2008	12/30/1899	10/27/2008	-4E+04	39747	4
PCB	UG/KG	SB-545-SS0-0.5	810178-001	NM	10/23/2008	12/30/1899	10/27/2008	-4E+04	39747	4
PCB	UG/KG	SB-545-SS0-0.5-1	810178-002	NM	10/23/2008	12/30/1899	10/27/2008	-4E+04	39747	4
PCB	UG/KG	SB-549-SS0-0.5	810178-006	NM	10/23/2008	12/30/1899	10/27/2008	-4E+04	39747	4
PCB	UG/KG	SB-567-4	810178-013	NM	10/23/2008	12/30/1899	10/27/2008	-4E+04	39747	4
PCB	UG/KG	SB-DUP-10	810178-012	NM	10/23/2008	12/30/1899	10/27/2008	-4E+04	39747	4
PCB	UG/KG	SB-DUP-9	810178-011	NM	10/23/2008	12/30/1899	10/27/2008	-4E+04	39747	4
PCB	UG/KG	SB-549-2	810178-008	NM	10/23/2008	12/30/1899	10/27/2008	-4E+04	39747	4

Case Narrative

Tetra Tech NUS

Middle River Complex, Maryland

Work Order: 810178

Reviewed By

The Case Narrative, Chain of Custody, Sample Receipt Checklist, and the cover page of the Sample Analysis Report, are integral parts of GPL Laboratories' report package. If you did not receive all of these documents, please contact GPL immediately.

Sample Receipt

Fifteen soil samples were received on 10/23/2008. The samples were delivered by GPL courier. Sample receipt conditions and temperatures are documented on the Sample Receipt checklist.

Based of the information in the Chain of Custody, six samples were placed on hold pending the results of initial testing.

Sample Analysis

Samples were prepared and analyzed by GPL using the analytical methodologies indicated on the Sample Analysis Summary Report. In some chromatographic analyses, manual integration is used instead of automated integration because it produces more accurate results. All manual integrations are denoted on the sample quantitation report. Analysis results and limits for soil are reported on a dry weight basis unless otherwise specified on the report.

PCBs

Based of the information in the Chain of Custody, the following six samples were placed on hold pending the results of initial testing.

SB-545-3 (GPL Lab ID: 810178-004)
SB-545-4 (GPL Lab ID: 810178-005)
SB-549-3 (GPL Lab ID: 810178-009)
SB-549-4 (GPL Lab ID: 810178-010)
SB-567-6 (GPL Lab ID: 810178-014)
SB-567-8 (GPL Lab ID: 810178-015)

Based on the results of the initial analysis, none of the held samples require testing.

Eleven soil samples were extracted and analyzed for PCB compounds using EPA SW846 method 8082.
All extraction and analysis holding times were met.
All surrogate spike recoveries were within QC limits.
A matrix spike and matrix spike duplicate were performed on sample SB-545-SS0-0.5. All spike recoveries were within QC limits.
A laboratory control sample was extracted and analyzed along with the batch. All spike recoveries were within QC limits.
All %RPDs were within QC limits.

Due to laboratory error, samples SB-567-6 (GPL Lab ID: 810178-014), and SB-567-8 (GPL Lab ID: 810178-015) were analysed Tetra Tech NUS will not be billed for these samples.

Reviewed By,
Project Manager

Approved By,
Laboratory Director

GPL Laboratories, LLLP

Sample Summary Report

Tetra Tech NUS

Work Order: 810178

Client Sample ID	Lab Sample ID	Analytical Method	Matrix	Date Sampled	Date Recieved
SB-545-4	810178-005-005-1/1 810178-005-005-1/1	SW8082 CLP_SOLIDS	SOIL	10/23/2008	10/23/2008
SB-545-SS0-0.5	810178-001-001-1/1 810178-001-001-1/1	SW8082 CLP_SOLIDS	SOIL	10/23/2008	10/23/2008
SB-545-SS0-0.5-1	810178-002-002-1/1 810178-002-002-1/1	SW8082 CLP_SOLIDS	SOIL	10/23/2008	10/23/2008
SB-549-2	810178-008-008-1/1 810178-008-008-1/1	SW8082 CLP_SOLIDS	SOIL	10/23/2008	10/23/2008
SB-549-SS0-0.5	810178-006-006-1/1 810178-006-006-1/1	SW8082 CLP_SOLIDS	SOIL	10/23/2008	10/23/2008
~~SB-549-SS005-1~~ SB-549-SS0.5-1	810178-007-007-1/1 810178-007-007-1/1	SW8082 CLP_SOLIDS	SOIL	10/23/2008	10/23/2008
SB-567-4	810178-013-013-1/1 810178-013-013-1/1	SW8082 CLP_SOLIDS	SOIL	10/23/2008	10/23/2008
SB-567-6	810178-014-014-1/1 810178-014-014-1/1	SW8082 CLP_SOLIDS	SOIL	10/23/2008	10/23/2008
SB-567-8	810178-015-015-1/1 810178-015-015-1/1	SW8082 CLP_SOLIDS	SOIL	10/23/2008	10/23/2008
SB-DUP-10	810178-012-012-1/1 810178-012-012-1/1	SW8082 CLP_SOLIDS	SOIL	10/23/2008	10/23/2008
SB-DUP-9	810178-011-011-1/1 810178-011-011-1/1	SW8082 CLP_SOLIDS	SOIL	10/23/2008	10/23/2008

PESTICIDE/PCB EXTRACTION LOG

(SOIL) / WATER / WIPES / OIL

Sep. Funnel 3510C / Continuous 3520C / Soxhlet 3540C / ~~Sonication 3550B~~ / Waste Dilution 3580A

OLCO3.2 / OLMO4.2 / OLMO3.2 / OLM04.3

Approval / Date: VT 10/27/08

GPC: Y (N)

Analysis Method: 8082

Ext. Chemist: N.B. Date: 10-27-08 Conc. Chemist: N.B. Date: 10-27-08

Cleanup:

Florisil (3620B)(F) Date: — Acid(3665A)(A) Date 10-27-08 Sulfur (3660B)(S) Date: —

Lot #: — Lot #: 071680 Lot #: —

Spike Witness Initials: VT

GPL W. O. #	Frac.	Init pH	Sample Vol. (gram) mL	Surr. Vol. mL	Spike Vol. mL	Adjust. pH	F / A / S Cleanup	F.V. mL
810178	BLK 106303	—	30.00	1.0	—	—	A	10.0
	BKS		30.00		1.0			
	001 MS		30.00					
	001 MSD		30.02		↓			
	001		29.99		—			
	002		30.00					
	005		30.00					
	006		30.00					
	007		30.02					
	008		30.03					
	011		30.01					
	012		30.00					
	013		30.00					
	014		30.00					
↓	015	↓	30.00	↓	↓	↓	↓	↓

VP 10-27-08

Solvent: (DCM) Acetone Solvent: Hexane Surrogate Soln#: 43895 Matrix Spike Soln #: 43770

Lot #: GC27460 Lot #: GC31E29 Surr. Soln Conc(s): 0.2 ppm MS Soln Conc(s): 5.5 ppm

Sodium Sulfate # : C37580

Comments & Observations:

GPL Laboratories, LLC *Document Control No: GP_G_106*

GC ANALYSIS LOG

Instrument ID: HP5890 # V Reviewed by: RP Date: 10/28/08

Data Acquisition Method:	Pest32 / PCB32 / Herb32
Injector Temp (oC):	180 / 200 / 240
Detector Temp(oC):	300
Oven Initial Temp(oC):	60 / 150
Initial Time (min):	0.0 / 0.50 / 1.0 4 min
Ramp Rate (oC/min) :	10 @ 200/4 / 280 - 4 / 300 - 2
Final Temp(oC):	200 / 275 / 300
Injection Volume(uL):	1.0 / 2.0 / 2.5 µL

Detector A

Column:	RTX-CLP 30 meter
ID:	0.32 mm

Detector B

Column:	RTX-CLP2 30 meter
ID:	0.32 mm

ICAL Method: 102402 Analyst: AA

Seq.	File ID		GPL ID			Dil	Matrix	Date	Comments
102483	V	Line	Vial	FileName	Multiplier	SampleName		Misc Info	Injected
	V	1	1	v027936.d	1.	AR1242-3		8082 STD	24 Oct 08 09:27
		2	1	v027937.d	1.	AR1242-3		8082 STD	24 Oct 08 09:57
	V	3	2	v027938.d	1.	AR2154-3		8082 STD	24 Oct 08 10:27
		4	3	v027939.d	1.	AR1248-3 43781		8082 STD	24 Oct 08 10:57
	V	5	4	v027940.d	1.	AR1232-3		8082 STD	24 Oct 08 11:26
		6	5	v027941.d	1.	AR1660 LE-5		8082 STD	24 Oct 08 11:57
	V	7	6	v027942.d	1.	AR1660 LE-4		8082 STD	24 Oct 08 12:26
		8	7	v027943.d	1.	AR1660 LE-3 43774		8082 STD	24 Oct 08 12:56
	V	9	8	v027944.d	1.	AR1660 LE-2		8082 STD	24 Oct 08 13:26
		10	9	v027945.d	1.	AR1660 LE-1		8082 STD	24 Oct 08 13:56
	V	11	10	v027946.d	1.	AR1660 LE-0.5		8082 STD	24 Oct 08 14:26
		12	11	v027947.d	1.	AR1660 ICV		8082 STD	24 Oct 08 14:56
	V	13	12	v027948.d	1.	PCB MS CHK 44308			24 Oct 08 16:20
		14	13	v027949.d	1.	BLK106265		BLK106265	24 Oct 08 16:50
	V	15	14	v027950.d	1.	BKS106265		BKS106265	24 Oct 08 17:20
		16	15	v027951.d	1.	810139-001-001-1/1		SB-557-550-0.5	24 Oct 08 17:50
	V	17	16	v027952.d	1.	810139-002-002-1/1		SB-557-550.-15	24 Oct 08 18:20
		18	17	v027953.d	1.	810139-003-003-1/1		SB-557-2	24 Oct 08 18:50
	V	19	18	v027954.d	1.	810139-003-003-1/1MS		SB-557-2MS	24 Oct 08 19:20
		20	19	v027955.d	1.	810139-003-003-1/1MSD		SB-557-2MSD	24 Oct 08 19:50
	V	21	20	v027956.d	1.	810139-004-004-1/1		SB-557-4	24 Oct 08 20:20
		22	21	v027957.d	1.	810139-007-007-1/1		SB-558-550-0.5	24 Oct 08 20:50
	V	23	22	v027958.d	1.	AR1660-3 43774		8082 STD	24 Oct 08 21:20
		24	22	v027959.d	1.	AR1660-3 43774		8082 STD	24 Oct 08 21:50
	V	25	23	v027960.d	1.	810139-008-008-1/1		SB-558-550.5-1	24 Oct 08 22:20
		26	24	v027961.d	1.	810139-009-009-1/1		SB-558-2	24 Oct 08 22:50
	V	27	25	v027962.d	1.	810139-010-010-1/1		SB-558-4	24 Oct 08 23:20
		28	26	v027963.d	1.	810139-013-013-1/1		SB-555-550-0.5	24 Oct 08 23:50
	V	29	27	v027964.d	1.	810139-014-014-1/1		SB-555-550.5-1	25 Oct 08 00:20
		30	28	v027965.d	1.	810139-015-015-1/1		SB-555-2	25 Oct 08 00:50
	V	31	29	v027966.d	1.	810139-016-016-1/1		SB-555-4	25 Oct 08 01:20
		32	30	v027967.d	1.	810139-017-017-1/1		SB-555-6	25 Oct 08 01:50
	V	33	31	v027968.d	1.	810139-018-018-1/1		SB-555-8	25 Oct 08 02:20
		34	32	v027969.d	1.	810139-019-019-1/1		SB-556-550-0.5	25 Oct 08 02:50
	V	35	33	v027970.d	1.	AR1660-3 43774		8082 STD	25 Oct 08 03:19
		36	33	v027971.d	1.	AR1660-3		8082 STD	25 Oct 08 03:50
	V	37	34	v027972.d	1.	810139-020-020-1/1		SB-556-550.5-1	25 Oct 08 04:20
		38	35	v027973.d	1.	BLK106278		BLK106278	25 Oct 08 04:50
	V	39	36	v027974.d	1.	BKS106278		BKS106278	25 Oct 08 05:19
		40	37	v027975.d	1.	810157-001-001-1/1		SB-569-550-0.5	25 Oct 08 05:49
	V	41	38	v027976.d	1.	810157-002-002-1/1		SB-569-550.5-1	25 Oct 08 06:19
		42	39	v027977.d	1.	810157-003-003-1/1		SB-569-2	25 Oct 08 06:49
	V	43	40	v027978.d	1.	810157-003-003-1/1MS		SB-569-2MS,S	25 Oct 08 07:19
		44	41	v027979.d	1.	810157-003-003-1/1MSD		SB-569-2MSD	25 Oct 08 07:49
	V	45	42	v027980.d	1.	810157-004-004-1/1		SB-569-4,S	25 Oct 08 08:19
		46	43	v027981.d	1.	810157-007-007-1/1		SB-570-550-0.5,S	25 Oct 08 08:49
	V	47	44	v027982.d	1.	AR1660-3 43774		8082 STD	25 Oct 08 09:19
		48	44	v027983.d	1.	AR1660-3		8082 STD	25 Oct 08 09:49
Comments:		49	45	v027984.d	1.	810157-008-008-1/1		SB-570-550-0.5-1,S	25 Oct 08 10:19
		50	46	v027985.d	1.	810157-009-009-1/1		SB-570-2	25 Oct 08 10:49
		51	47	v027986.d	1.	810157-010-010-1/1		SB-570-4	25 Oct 08 11:19
		52	48	v027987.d	1.	810157-013-013-1/1		SB-565-550-0.5,S	25 Oct 08 11:49
		53	49	v027988.d	1.	810157-014-014-1/1		SB-565-550-5.1,S	25 Oct 08 12:19
		54	50	v027989.d	1.	810157-015-015-1/1		SB-565-2,S	25 Oct 08 12:49
		55	51	v027990.d	1.	810157-016-016-1/1		SB-565-4	25 Oct 08 13:19
		56	52	v027991.d	1.	810157-017-017-1/1		SB-565-6	25 Oct 08 13:49
		57	53	v027992.d	1.	810157-018-018-1/1		SB-565-8	25 Oct 08 14:19

GPL Laboratories, LLC

Document Control No: GP_G_106

GC ANALYSIS LOG

Instrument ID: HP5890 # V

Reviewed by: RP Date: 10/30/06

Data Acquisition Method:	Pest32 / PCB32 / Herb32
Injector Temp (oC):	180 / 200 / 240
Detector Temp(oC):	300
Oven Initial Temp(oC):	60 / 150
Initial Time (min):	0.0 / 0.50 / 1.0
Ramp Rate (oC/min) :	10-200°C/4/280 - 4/300 - 7 min
Final Temp(oC):	200 / 275 / 300
Injection Volume(uL):	1.0 / 2.0 / 2.5 uL

Detector A

Column:	RTX-CLP 30 meter
ID:	0.32 mm

Detector B

Column:	RTX-CLP2 30 meter
ID:	0.32 mm

ICAL Method: _____

Analyst: AL

Seq.	File ID	GPL ID	Dil	Matrix	Date	Comments
270108	v					
10 2708	v					
0.4	v					

Injection Log

Directory: h:\gcdata\v\102708

Line	Vial	FileName	Multiplier	SampleName	Misc Info	Injected
1	1	v027999.d	1.	AR1660-3 43774	8082 STD	27 Oct 08 14:25
2	2	v028000.d	1.	BLK106303	BLK,S	27 Oct 08 15:07
3	3	v028001.d	1.	BKS106303	BKS,S	27 Oct 08 15:37
4	4	v028002.d	1.	810178-001-001-1/1	SB-545-SS0-0.5,S	27 Oct 08 16:07
5	5	v028003.d	1.	810178-001-001-1/1MS	SB-545-SS0-0.5MS,S	27 Oct 08 16:37
6	6	v028004.d	1.	810178-001-001-1/1MSD	SB-545-SS0-0.5MSD,S	27 Oct 08 17:07
7	7	v028005.d	1.	810178-002-002-1/1	SB-545-SS0-5.1,S	27 Oct 08 17:37
8	8	v028006.d	1.	810178-005-005-1/1	SB-545-4,S	27 Oct 08 18:07
9	9	v028007.d	1.	810178-006-006-1/1	SB-549-SS0-0.5,S	27 Oct 08 18:36
10	10	v028008.d	1.	810178-007-007-1/1	SB-549-SS005-1,S	27 Oct 08 19:06
11	11	v028009.d	1.	810178-008-008-1/1	SB-549-2	27 Oct 08 19:36
12	12	v028010.d	1.	AR1660-3	8082 STD	27 Oct 08 20:06
13	12	v028011.d	1.	AR1660-3 43774	8082 STD	27 Oct 08 20:36
14	13	v028012.d	1.	810178-011-011-1/1	SB-DUP-9,S	27 Oct 08 21:06
15	14	v028013.d	1.	810178-012-012-1/1	SB-DUP-10,S	27 Oct 08 21:36
16	15	v028014.d	1.	810178-013-013-1/1	SB-567-4,S	27 Oct 08 22:06
17	16	v028015.d	1.	810178-014-014-1/1	SB-567-6,S	27 Oct 08 22:36
18	17	v028016.d	1.	810178-015-015-1/1	SB-567-8,S	27 Oct 08 23:06
19	18	v028017.d	1.	AR1660-3	8082 STD	27 Oct 08 23:36
20	18	v028018.d	1.	AR1660-3 43774	8082 STD	28 Oct 08 00:06

10 2808	v					
20 1002	v					
0.4	v					

Injection Log

Directory: h:\gcdata\v\102808

Line	Vial	FileName	Multiplier	SampleName	Misc Info	Injected
1	1	v028019.d	1.	AR1660-3	8082 STD	28 Oct 08 10:12
2	2	v028020.d	1.	810178-014-014-1/1	SB-567-6,S	28 Oct 08 10:42
3	1	v028021.d	1.	AR1660-3	8082 STD	28 Oct 08 11:12

Comments: _____

	Sample Id	Clas	Method	Q	Anal Date	Tech	SEQ No.	Multip	M	Prep	R	Client	A	B	C	Calculate	Meth	Col	Col	C	Perce	Last QC Sample
1																						
2																						
3																						
4	810178-001-0	SMP	CLP_SOLIDS		10-28-08 13:1	1300-35	118189	00000	S		Y	SB-545	1.34400	10.40000	8.95800	84.0769	1.0000			1	15.92	
5	810178-001-0	MD	CLP_SOLIDS		10-28-08 13:1	1300-35	118189	00000	S		Y	SB-545	1.31100	10.55000	8.99600	83.1800	1.0000			1	16.82	
6	810178-002-0	SMP	CLP_SOLIDS		10-28-08 13:1	1300-35	118189	00000	S		Y	SB-545	1.31900	10.45900	8.73400	81.1269	1.0000			1	18.87	
7	810178-005-0	SMP	CLP_SOLIDS		10-28-08 13:1	1300-35	118189	00000	S		Y	SB-545	1.32900	10.65600	9.16700	84.0356	1.0000			1	15.96	
8	810178-006-0	SMP	CLP_SOLIDS		10-28-08 13:1	1300-35	118189	00000	S		Y	SB-549	1.31700	10.97600	9.70400	86.8309	1.0000			1	13.17	
9	810178-007-0	SMP	CLP_SOLIDS		10-28-08 13:1	1300-35	118189	00000	S		Y	SB-549	1.33500	11.00800	9.55600	84.9891	1.0000			1	15.01	
10	810178-008-0	SMP	CLP_SOLIDS		10-28-08 13:1	1300-35	118189	00000	S		Y	SB-549	1.30900	11.40800	9.85500	84.6222	1.0000			1	15.38	
11	810178-011-0	SMP	CLP_SOLIDS		10-28-08 13:1	1300-35	118189	00000	S		Y	SB-DU	1.33000	11.17800	9.80500	86.0581	1.0000			1	13.94	
12	810178-012-0	SMP	CLP_SOLIDS		10-28-08 13:1	1300-35	118189	00000	S		Y	SB-DU	1.32500	10.81600	9.81800	89.4848	1.0000			1	10.52	
13	810178-013-0	SMP	CLP_SOLIDS		10-28-08 13:1	1300-35	118189	00000	S		Y	SB-567	1.32100	10.93200	9.89500	89.2103	1.0000			1	10.79	
14	810178-014-0	SMP	CLP_SOLIDS		10-28-08 13:1	1300-35	118189	00000	S		Y	SB-567	1.31400	11.00400	9.86200	88.2147	1.0000			1	11.79	
15	810178-015-0	SMP	CLP_SOLIDS		10-28-08 13:1	1300-35	118189	00000	S		Y	SB-567	1.32300	11.11800	9.65400	85.0536	1.0000			1	14.95	

	Description {90}	An	Sample Id {92}	ST Sam	Method {94}	Results {95}	RL Raw {96}	R	Raw Results	Multiplier {99}	Reporting	Raw Unt	nFinal Result	Sort Order	spk Amount	% Recover	Raw Final {110}
1																	
2																	
3																	
4	Percent Solids	AN	810178-001	SMP	CLP_SOLI	84.08	1.0000	☑	84.0800	00000000	PER	PER	84.0800	0	0.0000	0.00	84.0800
5	Percent Solids	AN	810178-001	MD /	CLP_SOLI	83.18	1.0000	☑	83.1800	00000000	PER	PER	83.1800	0	0.0000	0.00	83.1800
6	Percent Solids	AN	810178-002	SMP	CLP_SOLI	81.13	1.0000	☑	81.1300	00000000	PER	PER	81.1300	0	0.0000	0.00	81.1300
7	Percent Solids	AN	810178-005	SMP	CLP_SOLI	84.04	1.0000	☑	84.0400	00000000	PER	PER	84.0400	0	0.0000	0.00	84.0400
8	Percent Solids	AN	810178-006	SMP	CLP_SOLI	86.83	1.0000	☑	86.8300	00000000	PER	PER	86.8300	0	0.0000	0.00	86.8300
9	Percent Solids	AN	810178-007	SMP	CLP_SOLI	84.99	1.0000	☑	84.9900	00000000	PER	PER	84.9900	0	0.0000	0.00	84.9900
10	Percent Solids	AN	810178-008	SMP	CLP_SOLI	84.62	1.0000	☑	84.6200	00000000	PER	PER	84.6200	0	0.0000	0.00	84.6200
11	Percent Solids	AN	810178-011	SMP	CLP_SOLI	86.06	1.0000	☑	86.0600	00000000	PER	PER	86.0600	0	0.0000	0.00	86.0600
12	Percent Solids	AN	810178-012	SMP	CLP_SOLI	89.48	1.0000	☑	89.4800	00000000	PER	PER	89.4800	0	0.0000	0.00	89.4800
13	Percent Solids	AN	810178-013	SMP	CLP_SOLI	89.21	1.0000	☑	89.2100	00000000	PER	PER	89.2100	0	0.0000	0.00	89.2100
14	Percent Solids	AN	810178-014	SMP	CLP_SOLI	88.21	1.0000	☑	88.2100	00000000	PER	PER	88.2100	0	0.0000	0.00	88.2100
15	Percent Solids	AN	810178-015	SMP	CLP_SOLI	85.05	1.0000	☑	85.0500	00000000	PER	PER	85.0500	0	0.0000	0.00	85.0500

	Description {90}	An	Sample Id {92}	Flag {111}	Val	Rpd {113}	Rpd Limit	N	mdl {125}	S	Retention Time	LCL {131	UCL {132	Moisture	Final Reporting	Final MDL {139}	Valid.Comments {145}	Anal Multiplier	Prep Multiplier
1																			
2																			
3																			
4	Percent Solids	AN	810178-001			0	1		1.0000					15.92	1.000	1.00000		1.000	
5	Percent Solids	AN	810178-001			1	1		1.0000					16.82	1.000	1.00000		1.000	
6	Percent Solids	AN	810178-002			0	1		1.0000					18.87	1.000	1.00000		1.000	
7	Percent Solids	AN	810178-005			0	1		1.0000					15.96	1.000	1.00000		1.000	
8	Percent Solids	AN	810178-006			0	1		1.0000					13.17	1.000	1.00000		1.000	
9	Percent Solids	AN	810178-007			0	1		1.0000					15.01	1.000	1.00000		1.000	
10	Percent Solids	AN	810178-008			0	1		1.0000					15.38	1.000	1.00000		1.000	
11	Percent Solids	AN	810178-011			0	1		1.0000					13.94	1.000	1.00000		1.000	
12	Percent Solids	AN	810178-012			0	1		1.0000					10.52	1.000	1.00000		1.000	
13	Percent Solids	AN	810178-013			0	1		1.0000					10.79	1.000	1.00000		1.000	
14	Percent Solids	AN	810178-014			0	1		1.0000					11.79	1.000	1.00000		1.000	
15	Percent Solids	AN	810178-015			0	1		1.0000					14.95	1.000	1.00000		1.000	

GPL Laboratories, LLLP

Percent Solids Determination Log

Method Title:	CLP_SOLIDS	**Analyst:**	Paul Hewling
Method Reference:	Percent Solids by CLP	**Reviewed By/Date:**	
Analytical Balance ID:	Saratorius CP153	**Analytical Batch:**	118189
Date/Time In (Oven):	10/27/2008 13:13	**Oven Temperature:**	104C
Date/Time Out (Oven):	10/28/2008 13:13	**Oven Temperature:**	104C
Dessicator Temp:	22C	**% Humidity (<20%):**	12%

Drying Oven Temp Maintained at 103-105C

SDG	Lab Sample ID	Client Sample ID	Weight of Dish	Weight of Wet Sample + Dish	Weight of Dry Sample + Dish	Percent Moisture	Percent Solids	RPD (<20)
810178	810178-001-001-1/1	SB-545-SS0-0.5	1.3440g	10.4000g	8.9580g	15.9%	84.1%	
810178	810178-001-001-1/1D	SB-545-SS0-0.5	1.3110g	10.5500g	8.9960g	16.8%	83.2%	1.1
810178	810178-002-002-1/1	SB-545-SS0-0.5-1	1.3190g	10.4590g	8.7340g	18.9%	81.1%	
810178	810178-005-005-1/1	SB-545-4	1.3290g	10.6560g	9.1670g	16.0%	84.0%	
810178	810178-006-006-1/1	SB-549-SS0-0.5	1.3170g	10.9760g	9.7040g	13.2%	86.8%	
810178	810178-007-007-1/1	SB-549-SS005-1	1.3350g	11.0080g	9.5560g	15.0%	85.0%	
810178	810178-008-008-1/1	SB-549-2	1.3090g	11.4080g	9.8550g	15.4%	84.6%	
810178	810178-011-011-1/1	SB-DUP-9	1.3300g	11.1780g	9.8050g	13.9%	86.1%	
810178	810178-012-012-1/1	SB-DUP-10	1.3250g	10.8160g	9.8180g	10.5%	89.5%	
810178	810178-013-013-1/1	SB-567-4	1.3210g	10.9320g	9.8950g	10.8%	89.2%	
810178	810178-014-014-1/1	SB-567-6	1.3140g	11.0040g	9.8620g	11.8%	88.2%	
810178	810178-015-015-1/1	SB-567-8	1.3230g	11.1180g	9.6540g	15.0%	85.1%	

GPL Laboratories

GPL
FORM 4
PESTICIDE METHOD BLANK SUMMARY

SAMPLE NO
BLK106303

Lab Name :	GPL Laboratories	Client. :	Tetra Tech NUS
Lab Code :	GPL	SAS NO. :	106303
Lab File ID :	V028000.D	SDG NO :	810178
Date Extracted :	10/27/2008	Lab Sample ID :	BLK106303
Date Analyzed(1)	10/27/2008	Time Analyzed (1):	15:07
Date Analyzed (2)	10/27/2008	Time Analyzed(2)	15:07
GC Column(1)	RTx-CLP ID : _____ (mm)	GC Column(2) :	RTx-CLP2 ID : _____ (mm)
Matrix :(Soil/Water).	SOIL	Extraction:	SepF / Cont / Sonc
Sulfur Cleanup:(Y/N).			

THIS METHOD BLANK APPLIES TO THE FOLLOWING SAMPLES,MS AND MSD :

Client Sample ID	Lab Sample ID	Date Analyzed 1	Date Analyzed 2
BKS106303	BKS106303	10/27/2008	10/27/2008
SB-545-SS0-0.5	810178-001-001-1/1	10/27/2008	10/27/2008
SB-545-SS0-0.5MS	810178-001-001-1/1MS	10/27/2008	10/27/2008
SB-545-SS0-0.5MSD	810178-001-001-1/1MSD	10/27/2008	10/27/2008
SB-545-SS0-0.5-1	810178-002-002-1/1	10/27/2008	10/27/2008
SB-545-4	810178-005-005-1/1	10/27/2008	10/27/2008
SB-549-SS0-0.5	810178-006-006-1/1	10/27/2008	10/27/2008
SB-549-SS005-1	810178-007-007-1/1	10/27/2008	10/27/2008
SB-549-2	810178-008-008-1/1	10/27/2008	10/27/2008
SB-DUP-9	810178-011-011-1/1	10/27/2008	10/27/2008
SB-DUP-10	810178-012-012-1/1	10/27/2008	10/27/2008
SB-567-4	810178-013-013-1/1	10/27/2008	10/27/2008
SB-567-8	810178-015-015-1/1	10/27/2008	10/27/2008
SB-567-6	810178-014-014-1/1	10/28/2008	10/28/2008

GPL Laboratories

GPL
FORM I
ANALYSIS DATA SHEET

SAMPLE NO
BLK106303

Lab Name :	GPL Laboratories	Client. :	Tetra Tech NUS
Lab Code :	GPL	SAS NO. :	
Case No. :		SDG NO :	810178
Matrix : (Soil / Water)	SOIL	Lab Sample ID :	BLK106303
Sample Volume :	30	Lab File ID :	V028000.D
% Moisture:		Date Received	
Extraction:	SW3550	Date Extracted:	10/27/2008
Extract Volume:	10 mL	Date Analyzed	10/27/2008
Injection Volume :	1 µ L	Dilution Factor :	1
GPC Clean up (Y/N):	pH:		

Concentration Units (ug/L or ug/kg dry weight) : ug/kg

CAS NO	COMPOUND		Q
12674-11-2	PCB-1016	17	U
11104-28-2	PCB-1221	17	U
11141-16-5	PCB-1232	17	U
53469-21-9	PCB-1242	17	U
12672-29-6	PCB-1248	17	U
11097-69-1	PCB-1254	17	U
11096-82-5	PCB-1260	17	U

GPL Laboratories

LCS SUMMARY

SAMPLE NO
BKS106303

Lab Name : GPL Laboratories
Lab Code : GPL
Matrix : SOIL
Method : SW8082

Contract. : Middle River Complex, Maryland
SDG NO : 810178
Lab Sample ID : BKS106303
Analysis Date : 10/27/2008

COMPOUND	SPIKE ADDED (ug/kg)	BLANK CONCENTRATION (ug/kg)	LCS CONCENTRATION (ug/kg)	LCS % REC	QC LIMTS
PCB-1016	170	0	150	90	40-140
PCB-1260	170	0	150	88	60-130

* Values Outside of QC Limits.

Spike recovery : 0 out of 2 outside limits

GPL Laboratories

GPL
FORM I
ANALYSIS DATA SHEET

SAMPLE NO
BKS106303

Lab Name :	GPL Laboratories	Client. :	Tetra Tech NUS
Lab Code :	GPL	SAS NO. :	
Case No. :		SDG NO :	810178
Matrix : (Soil / Water)	SOIL	Lab Sample ID :	BKS106303
Sample Volume :	30	Lab File ID :	V028001.D
% Moisture:		Date Received	
Extraction:	SW3550	Date Extracted:	10/27/2008
Extract Volume:	10 mL	Date Analyzed	10/27/2008
Injection Volume :	1 µL	Dilution Factor :	1
GPC Clean up (Y/N):	pH:		

Concentration Units (ug/L or ug/kg dry weight) : ug/kg

CAS NO	COMPOUND		Q
12674-11-2	PCB-1016	150	
11104-28-2	PCB-1221	17	U
11141-16-5	PCB-1232	17	U
53469-21-9	PCB-1242	17	U
12672-29-6	PCB-1248	17	U
11097-69-1	PCB-1254	17	U
11096-82-5	PCB-1260	150	

GPL Laboratories

MS/MSD RECOVERY

SAMPLE NO
SB-545-SS0-0.5MSD

Lab Name : GPL Laboratories SDG NO : 810178 Method : SW8082

Lab Code : GPL Lab Sample ID : 810178-001-001-1/1MSD Matrix : SOIL Analysis Date : 10/27/2008

Compound	Spike Added (ug/kg)		CONCENTRATION (ug/kg)			%RECOVERY		% RPD	RPD Limit	QC Limits
	MS	MSD	Sample	MS	MSD	MS	MSD			
PCB-1016	200	200	0.0	180	180	92	89	3	20	40-140
PCB-1260	200	200	0.0	180	180	92	89	3	15	60-130

Column to be used to flag recovery and RPD Values with an asterisk.

* Values Outside of QC Limits.

RPD 0 Out of 2 Outside Limit
Spike Recovery : 0 Out of 4 outside limit

GPL Laboratories

GPL
FORM 1
ANALYSIS DATA SHEET

SAMPLE NO
SB-545-SS0-0.5MS

Lab Name :	GPL Laboratories	Client. :	Tetra Tech NUS
Lab Code :	GPL	SAS NO. :	
Case No. :		SDG NO :	810178
Matrix : (Soil / Water)	SOIL	Lab Sample ID :	810178-001-001-1/1MS
Sample Volume :	30	Lab File ID :	V028003.D
% Moisture:	15.92	Date Received	10/23/2008
Extraction:	SW3550	Date Extracted:	10/27/2008
Extract Volume:	10 mL	Date Analyzed	10/27/2008
Injection Volume :	1 µL	Dilution Factor :	1
GPC Clean up (Y/N):	pH:		

Concentration Units (ug/L or ug/kg dry weight) : ug/kg

CAS NO	COMPOUND		Q
12674-11-2	PCB-1016	180	
11104-28-2	PCB-1221	20	U
11141-16-5	PCB-1232	20	U
53469-21-9	PCB-1242	20	U
12672-29-6	PCB-1248	20	U
11097-69-1	PCB-1254	20	U
11096-82-5	PCB-1260	180	

GPL Laboratories

GPL
FORM 1
ANALYSIS DATA SHEET

SAMPLE NO
SB-545-SS0-0.5MSD

Lab Name :	GPL Laboratories	Client. :	Tetra Tech NUS
Lab Code :	GPL	SAS NO. :	
Case No. :		SDG NO :	810178
Matrix : (Soil / Water)	SOIL	Lab Sample ID :	810178-001-001-1/1MSD
Sample Volume :	30.02	Lab File ID :	V028004.D
% Moisture:	15.92	Date Received	10/23/2008
Extraction:	SW3550	Date Extracted:	10/27/2008
Extract Volume:	10 mL	Date Analyzed	10/27/2008
Injection Volume :	1 µL	Dilution Factor :	1
GPC Clean up (Y/N):	pH:		

Concentration Units (ug/L or ug/kg dry weight) : ug/kg

CAS NO	COMPOUND		Q
12674-11-2	PCB-1016	180	
11104-28-2	PCB-1221	20	U
11141-16-5	PCB-1232	20	U
53469-21-9	PCB-1242	20	U
12672-29-6	PCB-1248	20	U
11097-69-1	PCB-1254	20	U
11096-82-5	PCB-1260	180	

Surrogate Recovery Summary

Matrix : SOIL Analytical Method : SW8082 SDG No : 810178

Surrogate	CL10BZ2	XYL2456CLM
Lower QC Limits	30	49
Upper QC Limits	144	133
Sample ID		
BKS106303	76	96
	75	95
BLK106303	78	101
	76	98
SB-545-4	73	88
	72	90
SB-545-SS0-0.5	81	95
	79	96
SB-545-SS0-0.5-1	71	92
	72	89
SB-545-SS0-0.5MS	77	95
	75	96
SB-545-SS0-0.5MSD	74	94
	76	94
SB-549-2	70	95
	71	91
SB-549-SS0-0.5	84	106
	82	108
SB-549-SS005-1	71	82
	70	85
SB-567-4	79	97
	79	93
SB-567-6	78	94
	78	95
SB-567-8	68	91
	67	92
SB-DUP-10	65	85
	66	82
SB-DUP-9	82	92
	72	89

* value outside of QC Limts

CL10BZ2 = Decachlorobiphenyl XYL2456CLM = Tetrachloro-m-xylene

Response Factor Report GC-V

Method : H:\GCDATA\METHODS\V_ICAL\102408V.M (Chemstation Integrator)
Title : 8082_PCB_Method / 608_PCB
Last Update : Tue Oct 28 14:15:19 2008

Calibration Files
P005 =V027945.D P025 =V027944.D P050 =V027943.D
P075 =V027942.D P100 =V027941.D P001 =V027946.D

		Compound	P005	P025	P050	P075	P100	P001	Avg		%RSD
1)	S	Tetrachloro-m-xylen	4.305	4.378	4.255	4.129	4.026	4.359	4.242	E6	3.26
2)	S	Decachlorobiphenyl	5.437	4.453	4.228	4.103	3.867	5.194	4.547	E6	13.84
3)	L1	AR1016	1.869	1.759	1.613	1.480	1.437	1.965	1.687	E5	12.60
4)	L1	AR1016 (2)	1.656	1.570	1.551	1.393	1.398	1.780	1.558	E5	9.62
5)	L1	AR1016 (3)	1.101	0.962	0.979	0.887	0.874	1.140	0.991	E5	11.04
6)	L1	AR1016 (4)	1.281	1.107	1.138	1.023	1.019	1.377	1.157	E5	12.44
7)	L1	AR1016 (5)	0.945	0.764	0.751	0.675	0.685	1.068	0.815	E5	19.32
8)	L2	AR1221			4.794				4.794	E4	0.00
9)	L2	AR1221 (2)			3.168				3.168	E4	0.00
10)	L2	AR1221 (3)			1.176				1.176	E5	0.00
11)	L3	AR1232			2.297				2.297	E4	0.00
12)	L3	AR1232 (2)			5.967				5.967	E4	0.00
13)	L3	AR1232 (3)			2.860				2.860	E4	0.00
14)	L3	AR1232 (4)			4.407				4.407	E4	0.00
15)	L3	AR1232 (5)			3.276				3.276	E4	0.00
16)	L4	AR1242			5.142				5.142	E4	0.00
17)	L4	AR1242 (2)			1.617				1.617	E5	0.00
18)	L4	AR1242 (3)			6.727				6.727	E4	0.00
19)	L4	AR1242 (4)			5.487				5.487	E4	0.00
20)	L4	AR1242 (5)			6.519				6.519	E4	0.00
21)	L5	AR1248			1.109				1.109	E5	0.00
22)	L5	AR1248 (2)			1.470				1.470	E5	0.00
23)	L5	AR1248 (3)			1.507				1.507	E5	0.00
24)	L5	AR1248 (4)			6.772				6.772	E4	0.00
25)	L5	AR1248 (5)			6.027				6.027	E4	0.00
26)	L6	AR1254			1.707				1.707	E5	0.00
27)	L6	AR1254 (2)			1.440				1.440	E5	0.00
28)	L6	AR1254 (3)			2.527				2.527	E5	0.00
29)	L6	AR1254 (4)			2.096				2.096	E5	0.00
30)	L6	AR1254 (5)			2.661				2.661	E5	0.00
31)	L7	AR1260	3.952	3.444	3.293	3.125	3.022	4.134	3.495	E5	12.93
32)	L7	AR1260 (2)	3.539	3.123	3.048	2.936	2.825	3.690	3.193	E5	10.79
33)	L7	AR1260 (3)	2.069	1.807	1.801	1.584	1.580	2.148	1.831	E5	12.97
34)	L7	AR1260 (4)	2.615	2.301	2.222	2.179	2.114	2.602	2.339	E5	9.30
35)	L7	AR1260 (5)	1.193	1.033	1.018	1.000	0.913	1.132	1.048	E5	9.53
36)	L8	AR1268							0.000	0	-1.00
37)	L8	AR1268 (2)							0.000	0	-1.00
38)	L8	AR1268 (3)							0.000	0	-1.00
39)	L8	AR1268 (4)							0.000	0	-1.00
40)	L8	AR1268 (5)							0.000	0	-1.00
41)	L9	AR1262							0.000	0	-1.00
42)	L9	AR1262(2)							0.000	0	-1.00
43)	L9	AR1262(3)							0.000	0	-1.00
44)	L9	AR1262(4)							0.000	0	-1.00
45)	L9	AR1262(5)							0.000	0	-1.00

Signal #2 Calibration Files
P005 =V027945.D P025 =V027944.D P050 =V027943.D
P075 =V027942.D P100 =V027941.D P001 =V027946.D

		Compound	P005	P025	P050	P075	P100	P001	Avg		%RSD
1)	S	Tetrachloro-m-xylen	4.763	4.609	4.355	3.968	3.914	4.848	4.410	E6	9.08
2)	S	Decachlorobiphenyl	3.800	3.109	2.871	2.772	2.523	3.829	3.151	E6	17.38
3)	L1	AR1016	1.954	1.730	1.593	1.504	1.395	2.032	1.701	E5	14.84
4)	L1	AR1016 (2)	8.055	7.924	6.658	6.831	6.373	8.275	7.353	E4	11.19
5)	L1	AR1016 (3)	1.655	1.514	1.386	1.255	1.260	1.800	1.479	E5	14.89
6)	L1	AR1016 (4)	1.276	1.131	1.035	0.993	0.933	1.374	1.124	E5	15.29
7)	L1	AR1016 (5)	1.165	1.031	0.922	0.868	0.803	1.184	0.996	E5	15.85

(#) = Out of Range

Response Factor Report GC-V

Method : H:\GCDATA\METHODS\V_ICAL\102408V.M (Chemstation Integrator)
Title : 8082_PCB_Method / 608_PCB
Last Update : Tue Oct 28 14:15:19 2008

Calibration Files
P005 =V027945.D P025 =V027944.D P050 =V027943.D
P075 =V027942.D P100 =V027941.D P001 =V027946.D

	Compound	P005	P025	P050	P075	P100	P001	Avg		%RSD
8)	L2 AR1221			5.226				5.226	E4	0.00
9)	L2 AR1221 (2)			3.527				3.527	E4	0.00
10)	L2 AR1221 (3)			1.174				1.174	E5	0.00
11)	L3 AR1232			2.250				2.250	E4	0.00
12)	L3 AR1232 (2)			5.739				5.739	E4	0.00
13)	L3 AR1232 (3)			3.191				3.191	E4	0.00
14)	L3 AR1232 (4)			1.592				1.592	E4	0.00
15)	L3 AR1232 (5)			4.820				4.820	E4	0.00
16)	L4 AR1242			5.414				5.414	E4	0.00
17)	L4 AR1242 (2)			1.469				1.469	E5	0.00
18)	L4 AR1242 (3)			5.707				5.707	E4	0.00
19)	L4 AR1242 (4)			5.281				5.281	E4	0.00
20)	L4 AR1242 (5)			1.061				1.061	E5	0.00
21)	L5 AR1248			1.028				1.028	E5	0.00
22)	L5 AR1248 (2)			1.672				1.672	E5	0.00
23)	L5 AR1248 (3)			8.419				8.419	E4	0.00
24)	L5 AR1248 (4)			5.806				5.806	E4	0.00
25)	L5 AR1248 (5)			6.034				6.034	E4	0.00
26)	L6 AR1254			1.370				1.370	E5	0.00
27)	L6 AR1254 (2)			1.493				1.493	E5	0.00
28)	L6 AR1254 (3)			2.150				2.150	E5	0.00
29)	L6 AR1254 (4)			1.008				1.008	E5	0.00
30)	L6 AR1254 (5)			5.654				5.654	E4	0.00
31)	L7 AR1260	2.180	1.957	1.802	1.620	1.563	2.409	1.922	E5	17.09
32)	L7 AR1260 (2)	2.650	2.294	2.103	1.999	1.867	2.841	2.292	E5	16.68
33)	L7 AR1260 (3)	2.641	2.242	2.183	2.068	1.912	2.646	2.282	E5	13.21
34)	L7 AR1260 (4)	1.689	1.436	1.389	1.270	1.207	1.724	1.453	E5	14.69
35)	L7 AR1260 (5)	9.056	7.638	7.639	7.209	6.423	8.979	7.824	E4	13.11
36)	L8 AR1268							0.000	0	-1.00
37)	L8 AR1268 (2)							0.000	0	-1.00
38)	L8 AR1268 (3)							0.000	0	-1.00
39)	L8 AR1268 (4)							0.000	0	-1.00
40)	L8 AR1268 (5)							0.000	0	-1.00
41)	L9 AR1262#2							0.000	0	-1.00
42)	L9 AR1262(2)#2							0.000	0	-1.00
43)	L9 AR1262(3)#2							0.000	0	-1.00
44)	L9 AR1262(4)#2							0.000	0	-1.00
45)	L9 AR1262(5)#2							0.000	0	-1.00

(#) = Out of Range

Evaluate Continuing Calibration Report

Signal #1 : H:\GCDATA\V\102708\V027999.D\ECD1A.CH Vial: 1
Signal #2 : H:\GCDATA\V\102708\V027999.D\ECD2B.CH
Acq On : 10-27-08 14:25:19 Operator: RP
Sample : AR1660-3 Inst : GC-V
Misc : 8082 STD Multiplr: 1.00
IntFile Signal #1: autoint1.e IntFile Signal #2: autoint2.e

Method : H:\GCDATA\METHODS\V_ICAL\102408V.M (Chemstation Integrator)
Title : 8082_PCB_Method / 608_PCB
Last Update : Mon Oct 27 09:48:24 2008
Response via : Multiple Level Calibration

Min. RRF : 0.000 Min. Rel. Area : 50% Max. R.T. Dev 0.50min
Max. RRF Dev : 15% Max. Rel. Area : 150%

		Compound	AvgRF	CCRF	%Dev	Area%	Dev(min)
1	S	Tetrachloro-m-xylene	4.242	4.435 E6	-4.5	0#	0.03
2	S	Decachlorobiphenyl	4.547	4.743 E6	-4.3	0#	0.02
3	L1	AR1016	168.740	173.969 E3	-3.1	0#	0.03
4	L1	AR1016 {2}	155.792	157.693 E3	-1.2	0#	0.03
5	L1	AR1016 {3}	99.055	101.721 E3	-2.7	0#	0.03
6	L1	AR1016 {4}	115.748	116.416 E3	-0.6	0#	0.03
7	L1	AR1016 {5}	81.455	80.696 E3	0.9	0#	0.03
31	L7	AR1260	349.511	353.342 E3	-1.1	0#	0.03
32	L7	AR1260 {2}	319.350	336.506 E3	-5.4	0#	0.03
33	L7	AR1260 {3}	183.142	188.326 E3	-2.8	0#	0.03
34	L7	AR1260 {4}	233.900	238.721 E3	-2.1	0#	0.02
35	L7	AR1260 {5}	104.800	108.124 E3	-3.2	0#	0.02
		Signal #2					
1	S	Tetrachloro-m-xylene	4.410	4.853 E6	-10.0	0#	0.00
2	S	Decachlorobiphenyl	3.151	3.085 E6	2.1	0#	0.00
3	L1	AR1016	170.127	176.650 E3	-3.8	0#	0.00
4	L1	AR1016 {2}	73.528	74.247 E3	-1.0	0#	0.00
5	L1	AR1016 {3}	147.852	152.037 E3	-2.8	0#	0.00
6	L1	AR1016 {4}	112.372	113.366 E3	-0.9	0#	0.00
7	L1	AR1016 {5}	99.554	99.148 E3	0.4	0#	0.00
31	L7	AR1260	192.190	192.758 E3	-0.3	0#	0.00
32	L7	AR1260 {2}	229.240	228.332 E3	0.4	0#	0.00
33	L7	AR1260 {3}	228.200	219.164 E3	4.0	0#	0.00
34	L7	AR1260 {4}	145.262	142.699 E3	1.8	0#	0.00
35	L7	AR1260 {5}	78.239	76.946 E3	1.7	0#	0.00

Evaluate Continuing Calibration Report

Data File : H:\GCDATA\V\102708\V028018.D\ECD1A.CH
Acq On : 10-28-08 00:06:42
Sample : AR1660-3
Misc : 8082 STD
IntFile : autoint1.e

Vial: 18
Operator: RP
Inst : GC-V
Multiplr: 1.00

Data File : H:\GCDATA\V\102708\V028018.D\ECD2B.CH
Acq On : 10-28-08 00:06:43
Sample : AR1660-3
Misc : 8082 STD
IntFile : autoint2.e

Vial: 18
Operator: RP
Inst : GC-V
Multiplr: 1.00

Method : H:\GCDATA\METHODS\V_ICAL\102408V.M (Chemstation Integrator)
Title : 8082_PCB_Method / 608_PCB
Last Update : Mon Oct 27 09:48:24 2008
Response via : Multiple Level Calibration

Min. RRF : 0.000 Min. Rel. Area : 50% Max. R.T. Dev 0.50min
Max. RRF Dev : 15% Max. Rel. Area : 150%

		Compound	AvgRF	CCRF		%Dev	Area%	Dev(min)
1	S	Tetrachloro-m-xylene	4.242	4.211	E6	0.7	0#	0.00
2	S	Decachlorobiphenyl	4.547	3.974	E6	12.6	0#	0.00
3	L1	AR1016	168.740	161.957	E3	4.0	0#	0.00
4	L1	AR1016 (2)	155.792	150.316	E3	3.5	0#	0.00
5	L1	AR1016 (3)	99.055	92.679	E3	6.4	0#	0.00
6	L1	AR1016 (4)	115.748	112.433	E3	2.9	0#	0.00
7	L1	AR1016 (5)	81.455	73.335	E3	10.0	0#	0.00
31	L7	AR1260	349.511	315.232	E3	9.8	0#	0.00
32	L7	AR1260 (2)	319.350	299.357	E3	6.3	0#	0.00
33	L7	AR1260 (3)	183.142	169.308	E3	7.6	0#	0.00
34	L7	AR1260 (4)	233.900	209.684	E3	10.4	0#	0.00
35	L7	AR1260 (5)	104.800	94.582	E3	9.8	0#	0.00
		Signal #2						
1	S	Tetrachloro-m-xylene	4.410	4.332	E6	1.8	0#	-0.01
2	S	Decachlorobiphenyl	3.151	2.637	E6	16.3#	0#	-0.01
3	L1	AR1016	170.127	165.034	E3	3.0	0#	-0.01
4	L1	AR1016 (2)	73.528	68.594	E3	6.7	0#	-0.01
5	L1	AR1016 (3)	147.852	141.134	E3	4.5	0#	-0.02
6	L1	AR1016 (4)	112.372	105.213	E3	6.4	0#	-0.02
7	L1	AR1016 (5)	99.554	92.020	E3	7.6	0#	-0.02
31	L7	AR1260	192.190	173.374	E3	9.8	0#	-0.02
32	L7	AR1260 (2)	229.240	204.674	E3	10.7	0#	-0.02
33	L7	AR1260 (3)	228.200	205.078	E3	10.1	0#	-0.01
34	L7	AR1260 (4)	145.262	130.993	E3	9.8	0#	-0.01
35	L7	AR1260 (5)	78.239	68.085	E3	13.0	0#	-0.01

Evaluate Continuing Calibration Report

Signal #1 : H:\GCDATA\V\102708\V028010.D\ECD1A.CH Vial: 12
Signal #2 : H:\GCDATA\V\102708\V028010.D\ECD2B.CH
Acq On : 10-27-08 20:06:55 Operator: RP
Sample : AR1660-3 Inst : GC-V
Misc : 8082 STD Multiplr: 1.00
IntFile Signal #1: autoint1.e IntFile Signal #2: autoint2.e

Method : H:\GCDATA\METHODS\V_ICAL\102408V.M (Chemstation Integrator)
Title : 8082_PCB_Method / 608_PCB
Last Update : Mon Oct 27 09:48:24 2008
Response via : Multiple Level Calibration

Min. RRF : 0.000 Min. Rel. Area : 50% Max. R.T. Dev 0.50min
Max. RRF Dev : 15% Max. Rel. Area : 150%

		Compound	AvgRF	CCRF		%Dev	Area%	Dev(min)
1	S	Tetrachloro-m-xylene	4.242	4.260	E6	-0.4	0#	0.00
2	S	Decachlorobiphenyl	4.547	4.067	E6	10.6	0#	0.00
3	L1	AR1016	168.740	162.338	E3	3.8	0#	0.00
4	L1	AR1016 (2)	155.792	152.008	E3	2.4	0#	0.00
5	L1	AR1016 (3)	99.055	93.260	E3	5.9	0#	0.00
6	L1	AR1016 (4)	115.748	114.336	E3	1.2	0#	0.00
7	L1	AR1016 (5)	81.455	93.351	E3	-14.6	0#	0.00
31	L7	AR1260	349.511	328.929	E3	5.9	0#	0.00
32	L7	AR1260 (2)	319.350	302.725	E3	5.2	0#	0.00
33	L7	AR1260 (3)	183.142	177.670	E3	3.0	0#	0.00
34	L7	AR1260 (4)	233.900	221.238	E3	5.4	0#	0.00
35	L7	AR1260 (5)	104.800	97.846	E3	6.6	0#	0.00
		Signal #2						
1	S	Tetrachloro-m-xylene	4.410	4.380	E6	0.7	0#	0.00
2	S	Decachlorobiphenyl	3.151	2.692	E6	14.6	0#	-0.01
3	L1	AR1016	170.127	170.353	E3	-0.1	0#	-0.01
4	L1	AR1016 (2)	73.528	70.179	E3	4.6	0#	-0.01
5	L1	AR1016 (3)	147.852	141.129	E3	4.5	0#	-0.02
6	L1	AR1016 (4)	112.372	107.320	E3	4.5	0#	-0.02
7	L1	AR1016 (5)	99.554	96.510	E3	3.1	0#	-0.02
31	L7	AR1260	192.190	181.615	E3	5.5	0#	-0.02
32	L7	AR1260 (2)	229.240	211.202	E3	7.9	0#	-0.01
33	L7	AR1260 (3)	228.200	207.618	E3	9.0	0#	-0.01
34	L7	AR1260 (4)	145.262	134.599	E3	7.3	0#	0.00
35	L7	AR1260 (5)	78.239	71.243	E3	8.9	0#	0.00

Evaluate Continuing Calibration Report

Signal #1 : I:\GCDATA\V\102808\V028019.D\ECD1A.CH Vial: 1
Signal #2 : I:\GCDATA\V\102808\V028019.D\ECD2B.CH
Acq On : 10-28-08 10:12:48 Operator: RP
Sample : AR1660-3 Inst : GC-V
Misc : 8082 STD Multiplr: 1.00
IntFile Signal #1: autoint1.e IntFile Signal #2: autoint2.e

Method : H:\GCDATA\METHODS\V_ICAL\102408V.M (Chemstation Integrator)
Title : 8082_PCB_Method / 608_PCB
Last Update : Mon Oct 27 09:48:24 2008
Response via : Multiple Level Calibration

Min. RRF : 0.000 Min. Rel. Area : 50% Max. R.T. Dev 0.50min
Max. RRF Dev : 15% Max. Rel. Area : 150%

		Compound	AvgRF	CCRF		%Dev	Area%	Dev(min)
1	S	Tetrachloro-m-xylene	4.242	4.302	E6	-1.4	0#	0.04
2	S	Decachlorobiphenyl	4.547	3.940	E6	13.3	0#	0.02
3	L1	AR1016	168.740	162.560	E3	3.7	0#	0.04
4	L1	AR1016 (2)	155.792	151.867	E3	2.5	0#	0.03
5	L1	AR1016 (3)	99.055	93.561	E3	5.5	0#	0.03
6	L1	AR1016 (4)	115.748	113.776	E3	1.7	0#	0.03
7	L1	AR1016 (5)	81.455	72.253	E3	11.3	0#	0.03
31	L7	AR1260	349.511	317.696	E3	9.1	0#	0.03
32	L7	AR1260 (2)	319.350	297.486	E3	6.8	0#	0.03
33	L7	AR1260 (3)	183.142	169.901	E3	7.2	0#	0.02
34	L7	AR1260 (4)	233.900	215.394	E3	7.9	0#	0.02
35	L7	AR1260 (5)	104.800	95.099	E3	9.3	0#	0.02
		Signal #2						
1	S	Tetrachloro-m-xylene	4.410	4.623	E6	-4.8	0#	-0.01
2	S	Decachlorobiphenyl	3.151	2.622	E6	16.8#	0#	0.00
3	L1	AR1016	170.127	169.794	E3	0.2	0#	-0.01
4	L1	AR1016 (2)	73.528	71.926	E3	2.2	0#	-0.01
5	L1	AR1016 (3)	147.852	143.795	E3	2.7	0#	-0.02
6	L1	AR1016 (4)	112.372	107.085	E3	4.7	0#	-0.02
7	L1	AR1016 (5)	99.554	96.761	E3	2.8	0#	-0.02
31	L7	AR1260	192.190	176.660	E3	8.1	0#	-0.02
32	L7	AR1260 (2)	229.240	208.056	E3	9.2	0#	-0.01
33	L7	AR1260 (3)	228.200	202.161	E3	11.4	0#	0.00
34	L7	AR1260 (4)	145.262	130.767	E3	10.0	0#	0.00
35	L7	AR1260 (5)	78.239	68.722	E3	12.2	0#	0.00

(#) = Out of Range SPCC's out = 0 CCC's out = 0

Evaluate Continuing Calibration Report

Signal #1 : I:\GCDATA\V\102808\V028021.D\ECD1A.CH Vial: 1
Signal #2 : I:\GCDATA\V\102808\V028021.D\ECD2B.CH
Acq On : 10-28-08 11:12:45 Operator: RP
Sample : AR1660-3 Inst : GC-V
Misc : 8082 STD Multiplr: 1.00
IntFile Signal #1: autoint1.e IntFile Signal #2: autoint2.e

Method : H:\GCDATA\METHODS\V_ICAL\102408V.M (Chemstation Integrator)
Title : 8082_PCB_Method / 608_PCB
Last Update : Mon Oct 27 09:48:24 2008
Response via : Multiple Level Calibration

Min. RRF : 0.000 Min. Rel. Area : 50% Max. R.T. Dev 0.50min
Max. RRF Dev : 15% Max. Rel. Area : 150%

		Compound	AvgRF	CCRF		%Dev	Area%	Dev(min)
1	S	Tetrachloro-m-xylene	4.242	4.232	E6	0.2	0#	0.00
2	S	Decachlorobiphenyl	4.547	4.260	E6	6.3	0#	0.00
3	L1	AR1016	168.740	159.730	E3	5.3	0#	0.00
4	L1	AR1016 (2)	155.792	146.414	E3	6.0	0#	0.00
5	L1	AR1016 (3)	99.055	91.826	E3	7.3	0#	0.00
6	L1	AR1016 (4)	115.748	111.877	E3	3.3	0#	0.00
7	L1	AR1016 (5)	81.455	73.338	E3	10.0	0#	0.00
31	L7	AR1260	349.511	319.110	E3	8.7	0#	0.00
32	L7	AR1260 (2)	319.350	296.662	E3	7.1	0#	0.00
33	L7	AR1260 (3)	183.142	175.099	E3	4.4	0#	0.00
34	L7	AR1260 (4)	233.900	218.495	E3	6.6	0#	0.00
35	L7	AR1260 (5)	104.800	101.167	E3	3.5	0#	0.00
		Signal #2						
1	S	Tetrachloro-m-xylene	4.410	4.390	E6	0.5	0#	-0.01
2	S	Decachlorobiphenyl	3.151	2.849	E6	9.6	0#	-0.01
3	L1	AR1016	170.127	164.184	E3	3.5	0#	-0.01
4	L1	AR1016 (2)	73.528	67.954	E3	7.6	0#	-0.01
5	L1	AR1016 (3)	147.852	140.517	E3	5.0	0#	-0.02
6	L1	AR1016 (4)	112.372	103.894	E3	7.5	0#	-0.02
7	L1	AR1016 (5)	99.554	93.289	E3	6.3	0#	-0.02
31	L7	AR1260	192.190	176.087	E3	8.4	0#	-0.02
32	L7	AR1260 (2)	229.240	212.584	E3	7.3	0#	-0.01
33	L7	AR1260 (3)	228.200	202.287	E3	11.4	0#	-0.01
34	L7	AR1260 (4)	145.262	131.245	E3	9.6	0#	0.00
35	L7	AR1260 (5)	78.239	71.568	E3	8.5	0#	-0.01

Tetra Tech NUS **INTERNAL CORRESPONDENCE**

TO: **M. MARTIN** **DATE:** **APRIL 28th , 2009**

FROM: **MEGAN CARSON** **COPIES:** **DV FILE**

SUBJECT: **ORGANIC DATA VALIDATION- PCB**
LOCKHEED MIDDLE RIVER
SDG 810185

SAMPLES: 16/Soil

SB-542-2	SB-542-3	SB-542-4	SB-542-SS0.5-1
SB-542-SS0-0.5	SB-550-2	SB-550-SS.5-1	SB-551-SS[CS]
SB-551-SS0-0.5	SB-552-2	SB-552-SS[CS]	SB-552-SS0.5-1
SB-552-SS0-0.5	SB-567-2	SB-567-SS0.5-1	SB-567-SS0-0.5

Overview

The sample set for Lockheed Middle River, SDG 810185 consists of sixteen (16) soil samples. The samples were analyzed for polychlorinated biphenyls (PCB).

The samples were collected by GPL Laboratories, LLLP on October 23rd, 2008 and analyzed by GPL Laboratories, LLLP. All analyses were conducted in accordance with SW-846 Method 8082 analytical and reporting protocols.

The data contained in this SDG were validated with regard to the following parameters: data completeness, holding times, initial/continuing calibrations, laboratory method blank results, surrogate spike recoveries, blank spike results, matrix spike / matrix spike duplicate results, chromatographic resolution, compound identification, compound quantitation, and detection limits. Areas of concern are listed below.

Major

- None.

Minor

- None.

Notes

Positive results reported at concentrations below the reporting limit but greater than the method detection limit were qualified as estimated, J.

The matrix spike and matrix spike duplicate for sample SB-546-SS0.5-1 had a relative percent difference greater than the quality control limit of 15%for Aroclor 1260. No validation action was warranted as sample results were non-detects.

The continuing calibration performed in instrument HP5890#V on 10/30/08 at 16:20 had a percent difference greater than 15% but less than 50% on column on for Aroclor 1016 and 1260. The following

samples were affected SB-552-SS0.5-1, SB-552-2, SB-552-SS[CS], and SB-551-SS0-0.5. No validation action was warranted as all sample results were non-detect.

Sample SB-552-2, SB-552-SS[CS], and SB-567-2 had incorrect sample identification numbers listed on form 1s. It was noted when samples SB-552-2, SB-552-SS[CS] and SB-567-2 were missing results for PCB analysis. The client identification numbers were incorrectly labeled on form 1s. The correct client identifications were listed on the raw data in the miscellaneous line and verified by matching PCB lab identification numbers with percent solid lab identification numbers. Determinations were verified by the lab and report was corrected.

Samples SB-542-2 and SB-542-SS0.5-1 had incorrect lab identification numbers listed on form 1s. The lab identification numbers had been swapped with one another. The correct client identification numbers were listed in the raw data and matched with the identification number listed on the percent solids. Determinations were verified by the lab and report was corrected.

Samples SB-552-2, SB-552-SS[CS], and SB-567-2 used incorrect percent solid results to calculate values. Positive results and reporting limits were adjusted by the correct percent solid.

Executive Summary

Laboratory Performance: None.

Other Factors Affecting Data Quality: None.

The data for these analyses were reviewed with reference to Region III modifications to U.S. EPA National Functional Guidelines for Organic Data Validation (Sept. 1994). The text of this report has been formulated to address only those problem areas affecting data quality.

Megan Carson

Tetra Tech NUS
Megan Carson
Chemist/Data Validator

Tetra Tech NUS
Joseph A. Samchuck
Quality Assurance Officer

Attachments:
Appendix A – Qualified Analytical Results
Appendix B – Results as Reported by the Laboratory
Appendix C – Support Documentation

Appendix A

Qualified Analytical Results

PROJ_NO: 02135	NSAMPLE	SB-542-2			SB-542-3			SB-542-4			SB-542-SS0.5-1		
SDG: 810185	LAB_ID	810185-007			810185-008			810185-009			810185-006		
FRACTION: PEST/PCB	SAMP_DATE	10/23/2008			10/23/2008			10/23/2008			10/23/2008		
MEDIA: SOIL	QC_TYPE	NM			NM			NM			NM		
	UNITS	UG/KG			UG/KG			UG/KG			UG/KG		
	PCT_SOLIDS	88.5			84.1			82.3			85.7		
	DUP_OF												
PARAMETER		RESULT	VQL	QLCD	RESULT	VQL	QLCD	RESULT	VQL	QLCD	RESULT	VQL	QLCD
AROCLOR-1016		19	U		20	U		20	U		19	U	
AROCLOR-1221		19	U		20	U		20	U		19	U	
AROCLOR-1232		19	U		20	U		20	U		19	U	
AROCLOR-1242		19	U		20	U		20	U		19	U	
AROCLOR-1248		19	U		20	U		20	U		19	U	
AROCLOR-1254		19	U		20	U		20	U		19	U	
AROCLOR-1260		19	U		20	U		20	U		19	U	

PROJ_NO: 02135	NSAMPLE	SB-542-SS0-0.5			SB-550-2			SB-550-SS0.5-1			SB-551-SS[CS]		
SDG: 810185	LAB_ID	810185-005			810185-002			810185-001			810185-019		
FRACTION: PEST/PCB	SAMP_DATE	10/23/2008			10/23/2008			10/23/2008			10/23/2008		
MEDIA: SOIL	QC_TYPE	NM			NM			NM			NM		
	UNITS	UG/KG			UG/KG			UG/KG			UG/KG		
	PCT_SOLIDS	84.9			84.8			84.5			99.7		
	DUP_OF												
PARAMETER		RESULT	VQL	QLCD	RESULT	VQL	QLCD	RESULT	VQL	QLCD	RESULT	VQL	QLCD
AROCLOR-1016		20	U		20	U		20	U		17	U	
AROCLOR-1221		20	U		20	U		20	U		17	U	
AROCLOR-1232		20	U		20	U		20	U		17	U	
AROCLOR-1242		20	U		20	U		20	U		17	U	
AROCLOR-1248		20	U		20	U		20	U		17	U	
AROCLOR-1254		20	U		20	U		20	U		17	U	
AROCLOR-1260		20	U		20	U		20	U		17	U	

PROJ_NO: 02135	NSAMPLE	SB-551-SS0-0.5			SB-552-2			SB-552-SS[CS]			SB-552-SS0.5-1		
SDG: 810185	LAB_ID	810185-020			810185-015			810185-018			810185-014		
FRACTION: PEST/PCB	SAMP_DATE	10/23/2008			10/23/2008			10/23/2008			10/23/2008		
MEDIA: SOIL	QC_TYPE	NM			NM			NM			NM		
	UNITS	UG/KG			UG/KG			UG/KG			UG/KG		
	PCT_SOLIDS	91.4			84.9			5.3			87.3		
	DUP_OF												
PARAMETER		RESULT	VQL	QLCD	RESULT	VQL	QLCD	RESULT	VQL	QLCD	RESULT	VQL	QLCD
AROCLOR-1016		18	U		20	U		336.1			19	U	
AROCLOR-1221		18	U		20	U		18	U		19	U	
AROCLOR-1232		18	U		20	U		18	U		19	U	
AROCLOR-1242		18	U		20	U		18	U		19	U	
AROCLOR-1248		18	U		20	U		18	U		19	U	
AROCLOR-1254		18	U		20	U		18	U		19	U	
AROCLOR-1260		5.6	J	P	20	U		48.1			27		

PROJ_NO: 02135	NSAMPLE	SB-552-SS0-0.5			SB-567-2			SB-567-SS0.5-1			SB-567-SS0-0.5		
SDG: 810185	LAB_ID	810185-013			810185-012			810185-011			810185-010		
FRACTION: PEST/PCB	SAMP_DATE	10/23/2008			10/23/2008			10/23/2008			10/23/2008		
MEDIA: SOIL	QC_TYPE	NM			NM			NM			NM		
	UNITS	UG/KG			UG/KG			UG/KG			UG/KG		
	PCT_SOLIDS	85.8			89.7			87.1			90.9		
	DUP_OF												
PARAMETER		RESULT	VQL	QLCD	RESULT	VQL	QLCD	RESULT	VQL	QLCD	RESULT	VQL	QLCD
AROCLOR-1016		19	U		19	U		19	U		18	U	
AROCLOR-1221		19	U		19	U		19	U		18	U	
AROCLOR-1232		19	U		19	U		19	U		18	U	
AROCLOR-1242		19	U		19	U		19	U		18	U	
AROCLOR-1248		19	U		19	U		19	U		18	U	
AROCLOR-1254		19	U		19	U		19	U		18	U	
AROCLOR-1260		19	U		4.3	J	P	5.4	J	P	25		

Appendix B

Results as Reported by the Laboratory

GPL Laboratories

GPL
FORM I
ANALYSIS DATA SHEET

Megan Cawson 4/14/09

SAMPLE NO → SB-542-2
~~SB-542-550.5-1~~

Lab Name :	GPL Laboratories	Client. :	Tetra Tech NUS
Lab Code :	GPL	SAS NO. :	
Case No. :		SDG NO :	810185
Matrix : (Soil / Water)	SOIL	Lab Sample ID :	810185-007-007-1/1
Sample Volume :	30.01	Lab File ID :	U0316991.D
% Moisture:	~~14.31~~ 11.5	Date Received	10/23/2008
Extraction:	SW3550	Date Extracted:	10/27/2008
Extract Volume:	10 mL	Date Analyzed	10/28/2008
Injection Volume :	1 µL	Dilution Factor :	1
GPC Clean up (Y/N):	pH:		

Concentration Units (ug/L or ug/kg dry weight) : ug/kg

CAS NO	COMPOUND		Q
12674-11-2	PCB-1016	19	U
11104-28-2	PCB-1221	19	U
11141-16-5	PCB-1232	19	U
53469-21-9	PCB-1242	19	U
12672-29-6	PCB-1248	19	U
11097-69-1	PCB-1254	19	U
11096-82-5	PCB-1260	19	U

GPL Laboratories

GPL
FORM 1
ANALYSIS DATA SHEET

SAMPLE NO
SB-542-3

Lab Name :	GPL Laboratories	Client. :	Tetra Tech NUS
Lab Code :	GPL	SAS NO. :	
Case No. :		SDG NO :	810185
Matrix : (Soil / Water)	SOIL	Lab Sample ID :	810185-008-008-1/1
Sample Volume :	30	Lab File ID :	U0316992.D
% Moisture:	15.95	Date Received	10/23/2008
Extraction:	SW3550	Date Extracted:	10/27/2008
Extract Volume:	10 mL	Date Analyzed	10/28/2008
Injection Volume :	1 µL	Dilution Factor :	1
GPC Clean up (Y/N):	pH:		

Concentration Units (ug/L or ug/kg dry weight) : ug/kg

CAS NO	COMPOUND		Q
12674-11-2	PCB-1016	20	U
11104-28-2	PCB-1221	20	U
11141-16-5	PCB-1232	20	U
53469-21-9	PCB-1242	20	U
12672-29-6	PCB-1248	20	U
11097-69-1	PCB-1254	20	U
11096-82-5	PCB-1260	20	U

GPL Laboratories

GPL
FORM 1
ANALYSIS DATA SHEET

SAMPLE NO
SB-542-4

Lab Name :	GPL Laboratories	Client. :	Tetra Tech NUS
Lab Code :	GPL	SAS NO. :	
Case No. :		SDG NO :	810185
Matrix : (Soil / Water)	SOIL	Lab Sample ID :	810185-009-009-1/1
Sample Volume :	30.01	Lab File ID :	U0317050.D
% Moisture:	17.73	Date Received	10/23/2008
Extraction:	SW3550	Date Extracted:	10/27/2008
Extract Volume:	10 mL	Date Analyzed	10/30/2008
Injection Volume :	1 µL	Dilution Factor :	1
GPC Clean up (Y/N):	pH:		

Concentration Units (ug/L or ug/kg dry weight) : ug/kg

CAS NO	COMPOUND		Q
12674-11-2	PCB-1016	20	U
11104-28-2	PCB-1221	20	U
11141-16-5	PCB-1232	20	U
53469-21-9	PCB-1242	20	U
12672-29-6	PCB-1248	20	U
11097-69-1	PCB-1254	20	U
11096-82-5	PCB-1260	20	U

GPL Laboratories

GPL
FORM I
ANALYSIS DATA SHEET

Megan Carson 4/14/09
SB-542-SS0.5-1

SAMPLE NO
~~SB-542-2~~

Lab Name :	GPL Laboratories	Client. :	Tetra Tech NUS
Lab Code :	GPL	SAS NO. :	
Case No. :		SDG NO :	810185
Matrix : (Soil / Water)	SOIL	Lab Sample ID :	810185-006-006-1/1
Sample Volume :	30	Lab File ID :	U0316990.D
% Moisture:	~~11.5~~ 14.3	Date Received	10/23/2008
Extraction:	SW3550	Date Extracted:	10/27/2008
Extract Volume:	10 mL	Date Analyzed	10/28/2008
Injection Volume :	1 µL	Dilution Factor :	1
GPC Clean up (Y/N):	pH:		

Concentration Units (ug/L or ug/kg dry weight) : ug/kg

CAS NO	COMPOUND		Q
12674-11-2	PCB-1016	19	U
11104-28-2	PCB-1221	19	U
11141-16-5	PCB-1232	19	U
53469-21-9	PCB-1242	19	U
12672-29-6	PCB-1248	19	U
11097-69-1	PCB-1254	19	U
11096-82-5	PCB-1260	19	U

GPL Laboratories

GPL
FORM 1
ANALYSIS DATA SHEET

SAMPLE NO
SB-542-550-0.5

Lab Name :	GPL Laboratories	Client. :	Tetra Tech NUS
Lab Code :	GPL	SAS NO. :	
Case No. :		SDG NO :	810185
Matrix : (Soil / Water)	SOIL	Lab Sample ID :	810185-005-005-1/1
Sample Volume :	29.99	Lab File ID :	U0316987.D
% Moisture:	15.06	Date Received	10/23/2008
Extraction:	SW3550	Date Extracted:	10/27/2008
Extract Volume:	10 mL	Date Analyzed	10/28/2008
Injection Volume :	1 µL	Dilution Factor :	1
GPC Clean up (Y/N):	pH:		

Concentration Units (ug/L or ug/kg dry weight) : ug/kg

CAS NO	COMPOUND		Q
12674-11-2	PCB-1016	20	U
11104-28-2	PCB-1221	20	U
11141-16-5	PCB-1232	20	U
53469-21-9	PCB-1242	20	U
12672-29-6	PCB-1248	20	U
11097-69-1	PCB-1254	20	U
11096-82-5	PCB-1260	20	U

GPL Laboratories

GPL
FORM I
ANALYSIS DATA SHEET

SAMPLE NO
SB-550-2

Lab Name :	GPL Laboratories	Client. :	Tetra Tech NUS
Lab Code :	GPL	SAS NO. :	
Case No. :		SDG NO :	810185
Matrix : (Soil / Water)	SOIL	Lab Sample ID :	810185-002-002-1/1
Sample Volume :	30	Lab File ID :	U0316986.D
% Moisture:	15.22	Date Received	10/23/2008
Extraction:	SW3550	Date Extracted:	10/27/2008
Extract Volume:	10 mL	Date Analyzed	10/28/2008
Injection Volume :	1 µL	Dilution Factor :	1
GPC Clean up (Y/N):	pH:		

Concentration Units (ug/L or ug/kg dry weight) : ug/kg

CAS NO	COMPOUND		Q
12674-11-2	PCB-1016	20	U
11104-28-2	PCB-1221	20	U
11141-16-5	PCB-1232	20	U
53469-21-9	PCB-1242	20	U
12672-29-6	PCB-1248	20	U
11097-69-1	PCB-1254	20	U
11096-82-5	PCB-1260	20	U

GPL Laboratories

GPL
FORM 1
ANALYSIS DATA SHEET

SAMPLE NO
SB-550-550.5-1

Lab Name :	GPL Laboratories	Client. :	Tetra Tech NUS
Lab Code :	GPL	SAS NO. :	
Case No. :		SDG NO :	810185
Matrix : (Soil / Water)	SOIL	Lab Sample ID :	810185-001-001-1/1
Sample Volume :	30	Lab File ID :	U0316985.D
% Moisture:	15.46	Date Received	10/23/2008
Extraction:	SW3550	Date Extracted:	10/27/2008
Extract Volume:	10 mL	Date Analyzed	10/28/2008
Injection Volume :	1 µL	Dilution Factor :	1
GPC Clean up (Y/N):	pH:		

Concentration Units (ug/L or ug/kg dry weight) : ug/kg

CAS NO	COMPOUND		Q
12674-11-2	PCB-1016	20	U
11104-28-2	PCB-1221	20	U
11141-16-5	PCB-1232	20	U
53469-21-9	PCB-1242	20	U
12672-29-6	PCB-1248	20	U
11097-69-1	PCB-1254	20	U
11096-82-5	PCB-1260	20	U

GPL Laboratories

GPL
FORM 1
ANALYSIS DATA SHEET

SAMPLE NO
SB-551-SS[CS]

Lab Name :	GPL Laboratories	Client. :	Tetra Tech NUS
Lab Code :	GPL	SAS NO. :	
Case No. :		SDG NO :	810185
Matrix : (Soil / Water)	SOIL	Lab Sample ID :	810185-019-019-1/1
Sample Volume :	30	Lab File ID :	U0317047.D
% Moisture:	.33	Date Received	10/23/2008
Extraction:	SW3550	Date Extracted:	10/27/2008
Extract Volume:	10 mL	Date Analyzed	10/30/2008
Injection Volume :	1 µL	Dilution Factor :	1
GPC Clean up (Y/N):	pH:		

Concentration Units (ug/L or ug/kg dry weight) : ug/kg

CAS NO	COMPOUND		Q
12674-11-2	PCB-1016	17	U
11104-28-2	PCB-1221	17	U
11141-16-5	PCB-1232	17	U
53469-21-9	PCB-1242	17	U
12672-29-6	PCB-1248	17	U
11097-69-1	PCB-1254	17	U
11096-82-5	PCB-1260	17	U

GPL Laboratories

GPL
FORM 1
ANALYSIS DATA SHEET

SAMPLE NO
SB-551-550-0.5

Lab Name :	GPL Laboratories	Client. :	Tetra Tech NUS
Lab Code :	GPL	SAS NO. :	
Case No. :		SDG NO :	810185
Matrix : (Soil / Water)	SOIL	Lab Sample ID :	810185-020-020-1/1
Sample Volume :	30.01	Lab File ID :	U0317060.D
% Moisture:	8.57	Date Received	10/23/2008
Extraction:	SW3550	Date Extracted:	10/27/2008
Extract Volume:	10 mL	Date Analyzed	10/30/2008
Injection Volume :	1 µL	Dilution Factor :	1
GPC Clean up (Y/N):	pH:		

Concentration Units (ug/L or ug/kg dry weight) : ug/kg

CAS NO	COMPOUND		Q
12674-11-2	PCB-1016	18	U
11104-28-2	PCB-1221	18	U
11141-16-5	PCB-1232	18	U
53469-21-9	PCB-1242	18	U
12672-29-6	PCB-1248	18	U
11097-69-1	PCB-1254	18	U
11096-82-5	PCB-1260	5.6	J

GPL Laboratories

GPL
FORM I
ANALYSIS DATA SHEET

Megan Carson 4/14/09
SB-552-2

SAMPLE NO
~~SB-552-550.5-1~~ ↑

Lab Name :	GPL Laboratories	Client. :	Tetra Tech NUS
Lab Code :	GPL	SAS NO. :	
Case No. :		SDG NO :	810185
Matrix : (Soil / Water)	SOIL	Lab Sample ID :	810185-015-015-1/1
Sample Volume :	30.01	Lab File ID :	U0317058.D
% Moisture:	~~12.67~~ 15.1	Date Received	10/23/2008
Extraction:	SW3550	Date Extracted:	10/27/2008
Extract Volume:	10 mL	Date Analyzed	10/30/2008
Injection Volume :	1 µL	Dilution Factor :	1
GPC Clean up (Y/N):		pH:	

Concentration Units (ug/L or ug/kg dry weight) : ug/kg

CAS NO	COMPOUND		Q
12674-11-2	PCB-1016	20 19	U
11104-28-2	PCB-1221	19	U
11141-16-5	PCB-1232	19	U
53469-21-9	PCB-1242	19	U
12672-29-6	PCB-1248	19	U
11097-69-1	PCB-1254	19	U
11096-82-5	PCB-1260	19	U

GPL Laboratories

GPL
FORM 1
ANALYSIS DATA SHEET

Megan Corson 4/14/09

SB-552-SS[CS]

SAMPLE NO
~~SB-552-550.5-1~~

Lab Name :	GPL Laboratories	Client. :	Tetra Tech NUS
Lab Code :	GPL	SAS NO. :	
Case No. :		SDG NO :	810185
Matrix : (Soil / Water)	SOIL	Lab Sample ID :	810185-018-018-1/1
Sample Volume :	30.01	Lab File ID :	U0317059.D
% Moisture:	~~12.07~~ 5.3	Date Received	10/23/2008
Extraction:	SW3550	Date Extracted:	10/27/2008
Extract Volume:	10 mL	Date Analyzed	10/30/2008
Injection Volume :	1 µL	Dilution Factor :	1
GPC Clean up (Y/N):	pH:		

Concentration Units (ug/L or ug/kg dry weight) : ug/kg

CAS NO	COMPOUND		Q
12674-11-2	PCB-1016	3363 ~~360~~	
11104-28-2	PCB-1221	18 ~~19~~	U
11141-16-5	PCB-1232	~~19~~	U
53469-21-9	PCB-1242	~~19~~	U
12672-29-6	PCB-1248	~~19~~	U
11097-69-1	PCB-1254	~~19~~	U
11096-82-5	PCB-1260	48.1 ~~52~~	

Megan Corson
4/14/09

GPL Laboratories

GPL
FORM 1
ANALYSIS DATA SHEET

SAMPLE NO
SB-552-550.5-1

Lab Name :	GPL Laboratories	Client. :	Tetra Tech NUS
Lab Code :	GPL	SAS NO. :	
Case No. :		SDG NO :	810185
Matrix : (Soil / Water)	SOIL	Lab Sample ID :	810185-014-014-1/1
Sample Volume :	30.01	Lab File ID :	U0317057.D
% Moisture:	12.67	Date Received	10/23/2008
Extraction:	SW3550	Date Extracted:	10/27/2008
Extract Volume:	10 mL	Date Analyzed	10/30/2008
Injection Volume :	1 µL	Dilution Factor :	1
GPC Clean up (Y/N):	pH:		

Concentration Units (ug/L or ug/kg dry weight) : ug/kg

CAS NO	COMPOUND		Q
12674-11-2	PCB-1016	19	U
11104-28-2	PCB-1221	19	U
11141-16-5	PCB-1232	19	U
53469-21-9	PCB-1242	19	U
12672-29-6	PCB-1248	19	U
11097-69-1	PCB-1254	19	U
11096-82-5	PCB-1260	27	

GPL Laboratories

GPL
FORM 1
ANALYSIS DATA SHEET

SAMPLE NO
SB-552-550-0.5

Lab Name :	GPL Laboratories	Client. :	Tetra Tech NUS
Lab Code :	GPL	SAS NO. :	
Case No. :		SDG NO :	810185
Matrix : (Soil / Water)	SOIL	Lab Sample ID :	810185-013-013-1/1
Sample Volume :	30	Lab File ID :	U0317054.D
% Moisture:	14.19	Date Received	10/23/2008
Extraction:	SW3550	Date Extracted:	10/27/2008
Extract Volume:	10 mL	Date Analyzed	10/30/2008
Injection Volume :	1 µ L	Dilution Factor :	1
GPC Clean up (Y/N):	pH:		

Concentration Units (ug/L or ug/kg dry weight) : ug/kg

CAS NO	COMPOUND		Q
12674-11-2	PCB-1016	19	U
11104-28-2	PCB-1221	19	U
11141-16-5	PCB-1232	19	U
53469-21-9	PCB-1242	19	U
12672-29-6	PCB-1248	19	U
11097-69-1	PCB-1254	19	U
11096-82-5	PCB-1260	19	U

GPL Laboratories

GPL
FORM I
ANALYSIS DATA SHEET

Megan Carstom 4/14/09

SAMPLE NO
~~SB-567-550.5-1~~ SB-567-2

Lab Name :	GPL Laboratories	Client. :	Tetra Tech NUS
Lab Code :	GPL	SAS NO. :	
Case No. :		SDG NO :	810185
Matrix : (Soil / Water)	SOIL	Lab Sample ID :	810185-012-012-1/1
Sample Volume :	30	Lab File ID :	U0317053.D
% Moisture:	~~12.9~~ 10.3	Date Received	10/23/2008
Extraction:	SW3550	Date Extracted:	10/27/2008
Extract Volume:	10 mL	Date Analyzed	10/30/2008
Injection Volume :	1 µL	Dilution Factor :	1
GPC Clean up (Y/N):	pH:		

Concentration Units (ug/L or ug/kg dry weight) : ug/kg

CAS NO	COMPOUND		Q
12674-11-2	PCB-1016	19	U
11104-28-2	PCB-1221	19	U
11141-16-5	PCB-1232	19	U
53469-21-9	PCB-1242	19	U
12672-29-6	PCB-1248	19	U
11097-69-1	PCB-1254	19	U
11096-82-5	PCB-1260	4.5 3	J

Megan Carstom 4/14/09

GPL Laboratories

GPL
FORM 1
ANALYSIS DATA SHEET

SAMPLE NO
SB-567-550.5-1

Lab Name :	GPL Laboratories	Client. :	Tetra Tech NUS
Lab Code :	GPL	SAS NO. :	
Case No. :		SDG NO :	810185
Matrix : (Soil / Water)	SOIL	Lab Sample ID :	810185-011-011-1/1
Sample Volume :	30	Lab File ID :	U0317052.D
% Moisture:	12.91	Date Received	10/23/2008
Extraction:	SW3550	Date Extracted:	10/27/2008
Extract Volume:	10 mL	Date Analyzed	10/30/2008
Injection Volume :	1 µL	Dilution Factor :	1
GPC Clean up (Y/N):	pH:		

Concentration Units (ug/L or ug/kg dry weight) : ug/kg

CAS NO	COMPOUND		Q
12674-11-2	PCB-1016	19	U
11104-28-2	PCB-1221	19	U
11141-16-5	PCB-1232	19	U
53469-21-9	PCB-1242	19	U
12672-29-6	PCB-1248	19	U
11097-69-1	PCB-1254	19	U
11096-82-5	PCB-1260	5.4	J

GPL Laboratories

GPL
FORM 1
ANALYSIS DATA SHEET

SAMPLE NO
SB-567-550-0.5

Lab Name :	GPL Laboratories	Client. :	Tetra Tech NUS
Lab Code :	GPL	SAS NO. :	
Case No. :		SDG NO :	810185
Matrix : (Soil / Water)	SOIL	Lab Sample ID :	810185-010-010-1/1
Sample Volume :	29.99	Lab File ID :	U0317051.D
% Moisture:	9.12	Date Received	10/23/2008
Extraction:	SW3550	Date Extracted:	10/27/2008
Extract Volume:	10 mL	Date Analyzed	10/30/2008
Injection Volume :	1 µL	Dilution Factor :	1
GPC Clean up (Y/N):	pH:		

Concentration Units (ug/L or ug/kg dry weight) : ug/kg

CAS NO	COMPOUND		Q
12674-11-2	PCB-1016	18	U
11104-28-2	PCB-1221	18	U
11141-16-5	PCB-1232	18	U
53469-21-9	PCB-1242	18	U
12672-29-6	PCB-1248	18	U
11097-69-1	PCB-1254	18	U
11096-82-5	PCB-1260	25	

Appendix C

Support Documentation

Megan Carson PCB 8082 Lockheed middle River

$\frac{422500000}{448400} = 942.24$

$\frac{546000000}{625700} = 872.622$

$\frac{388400000}{379100} = 1024.5$

$\frac{280500000}{238900} = 1174.13$

$\frac{227700000}{29780} = 764.61$

$4778.09/5 = 955.62$

$\frac{955.62 \times 10mL}{30.01g \times 0.947\%S} = 336.3 ug/kg$

Quantitation Report

Signal #1 : I:\GCDATA\U\103008\U0317059.D\ECD1A.CH Vial: 12
Signal #2 : I:\GCDATA\U\103008\U0317059.D\ECD2B.CH
Acq On : 10-30-08 17:56:23 Operator: AA
Sample : 810185-018-018-1/1 Inst : Instrumen
Misc : SB-552-SS[CS],S Multiplr: 1.00
IntFile Signal #1: autoint1.e IntFile Signal #2: autoint2.e
Quant Time: Oct 31 10:04 2008 Quant Results File: 080408AU.RES

Quant Method : H:\GCDATA\METHODS\U_ICAL\080408AU.M (Chemstation Integrator)
Title : 8082_PCB_Method / 608_PCB
Last Update : Tue Aug 05 11:57:42 2008
Response via : Multiple Level Calibration
DataAcq Meth : PEST32UT.M

Volume Inj.
Signal #1 Phase RTx-CLP2
Signal #1 Info).32

- Calculations for Positive
- Chrom. 1 from each column of std
Plus Chrom. for Positive on Sample.
- Add section about SB-552-SS[CS] having incorrect %S

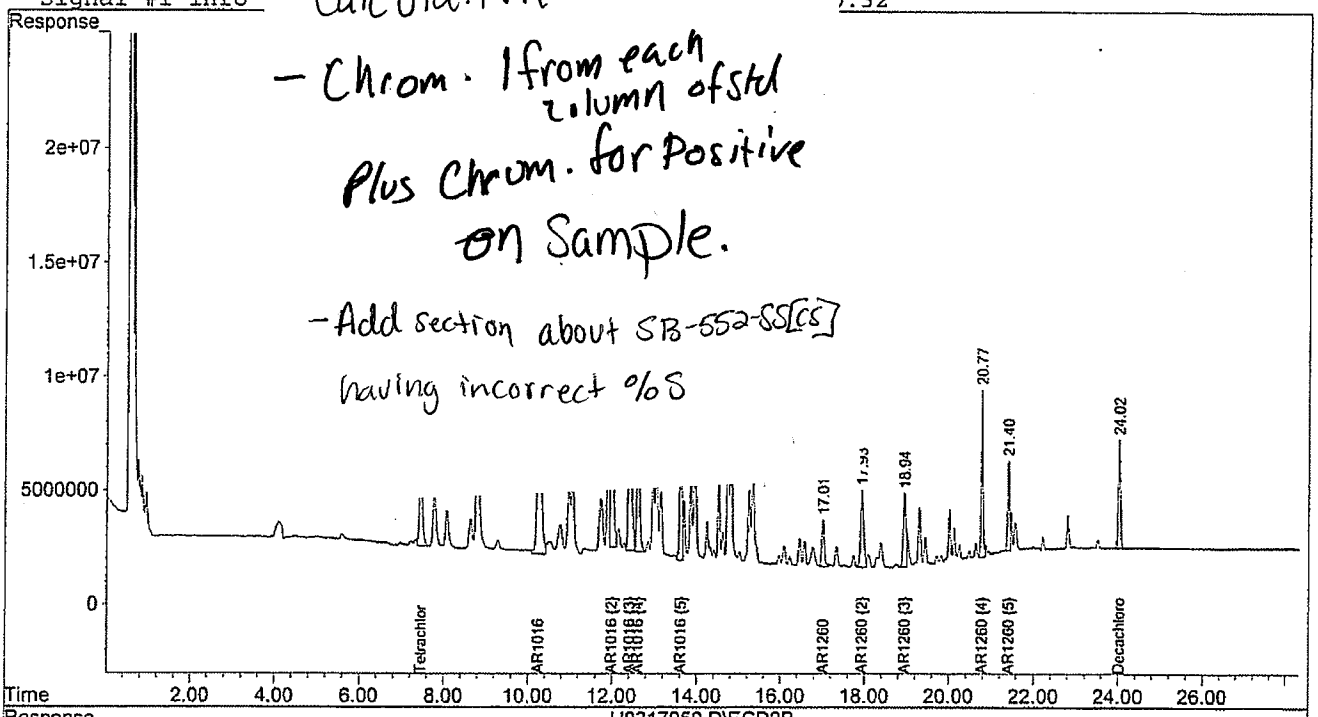

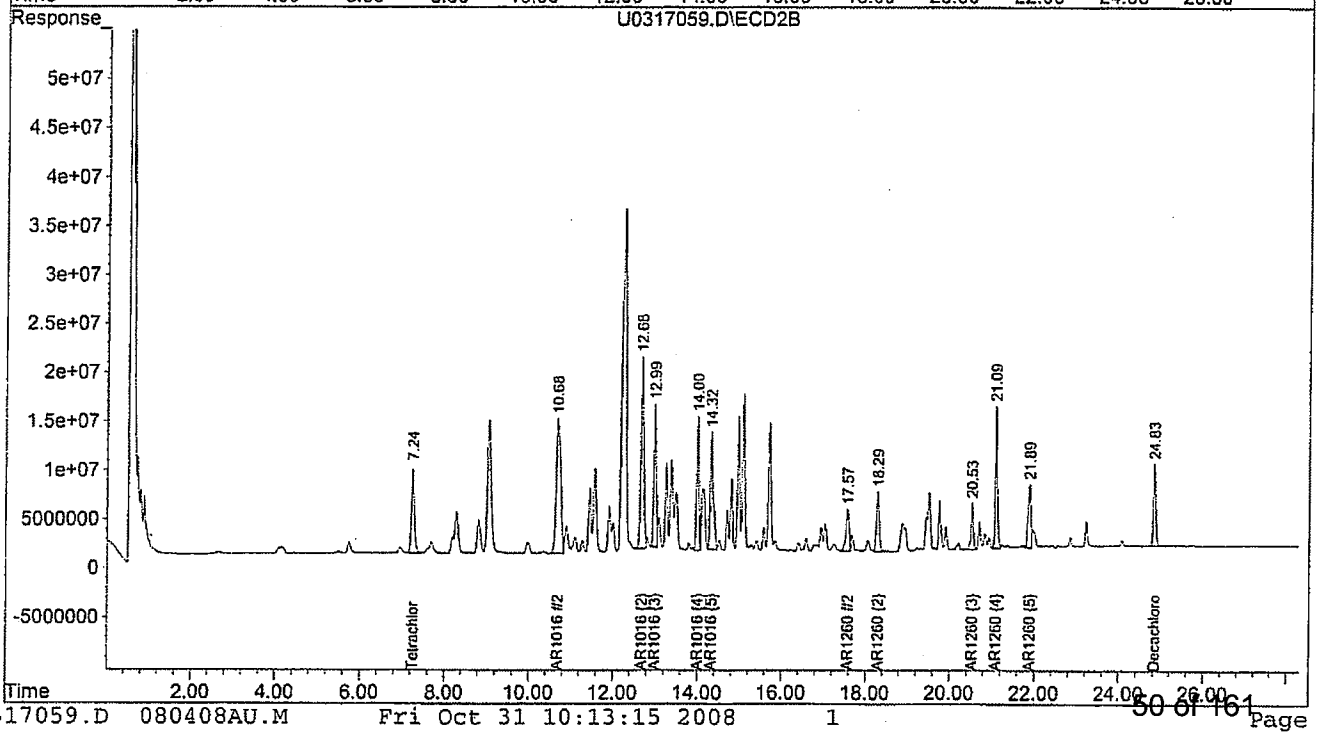

Quantitation Report

Signal #1 : H:\GCDATA\U\102808\U0316980.D\ECD1A.CH Vial: 1
Signal #2 : H:\GCDATA\U\102808\U0316980.D\ECD2B.CH
Acq On : 10-28-08 13:35:58 Operator: AA
Sample : AR1660-3 Inst : Instrumen
Misc : 8082 STD Multiplr: 1.00
IntFile Signal #1: autoint1.e IntFile Signal #2: autoint2.e
Quant Time: Oct 28 15:08 2008 Quant Results File: 080408AU.RES

Quant Method : H:\GCDATA\METHODS\U_ICAL\080408AU.M (Chemstation Integrator)
Title : 8082_PCB_Method / 608_PCB
Last Update : Tue Aug 05 11:57:42 2008
Response via : Multiple Level Calibration
DataAcq Meth : PEST32UT.M

Volume Inj. : 1.0uL
Signal #1 Phase : RTx-CLP Signal #2 Phase: RTx-CLP2
Signal #1 Info : 0.32 Signal #2 Info : 0.32

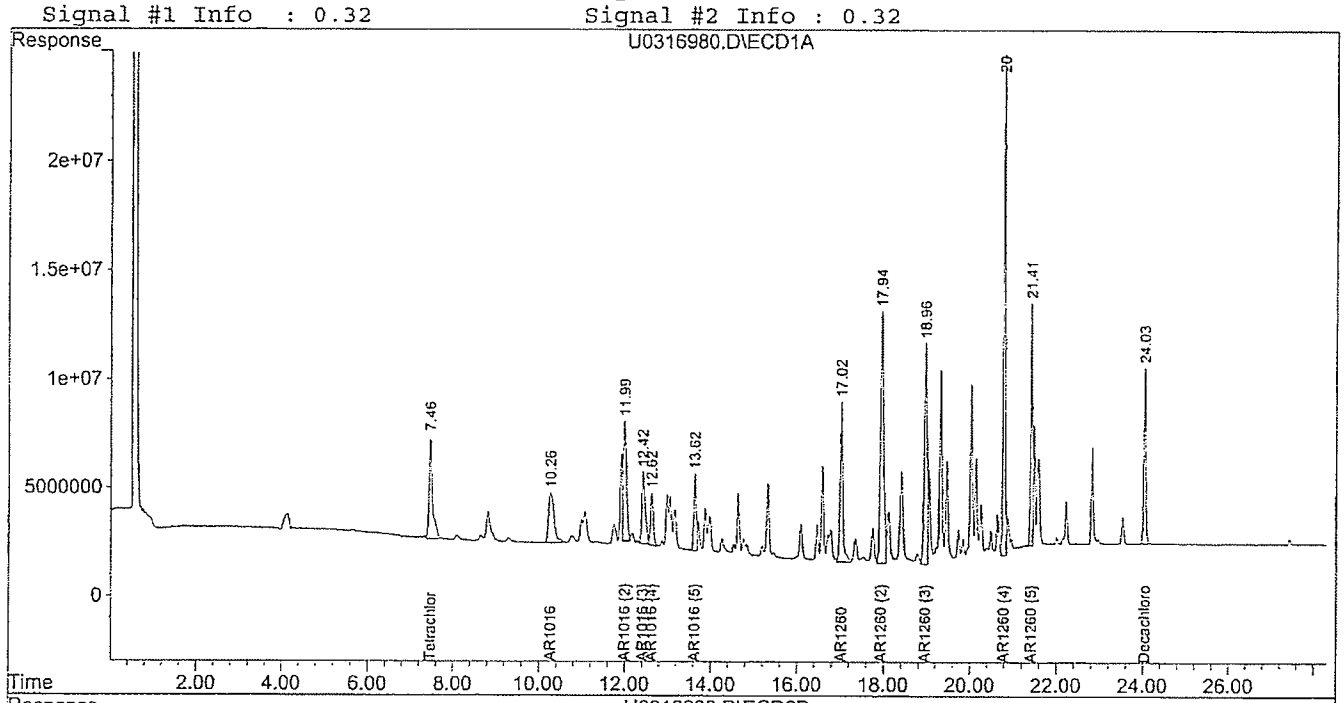

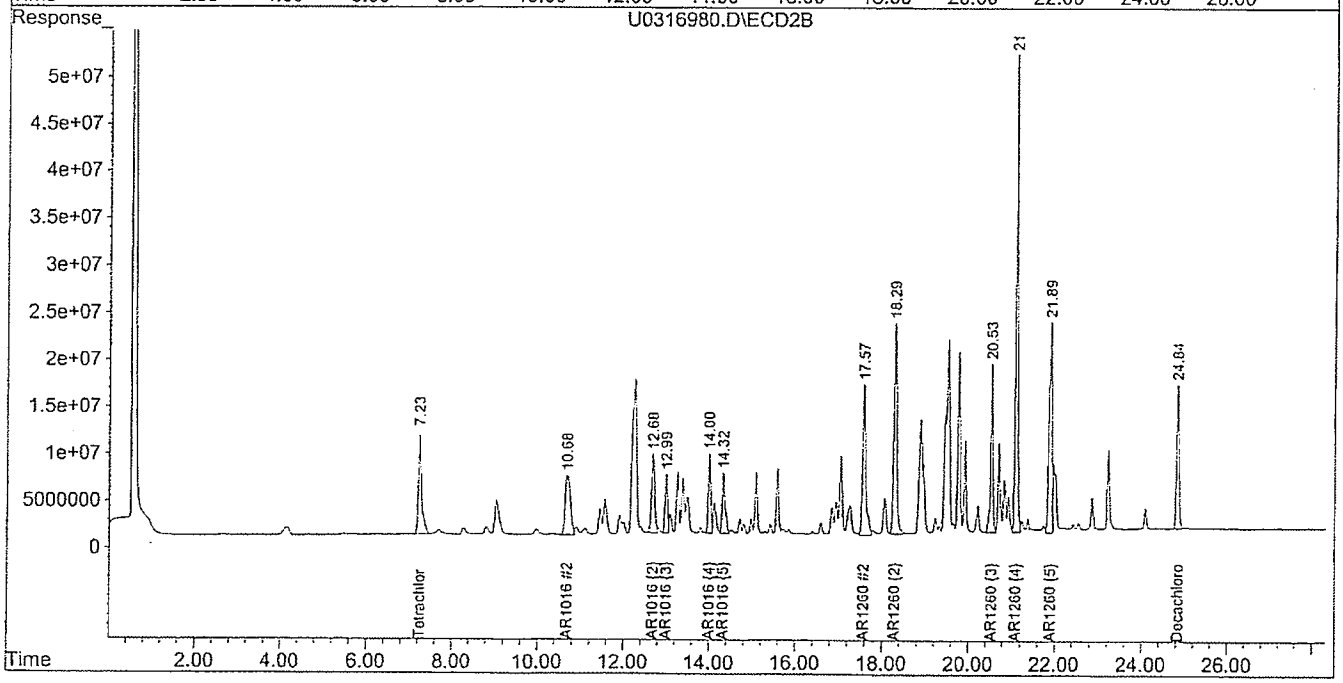

GPL Laboratories, LLLP

★ Corrections: Megan Carroon 4/14/09

Sample Summary Report

Tetra Tech NUS

Work Order: 810185

Client Sample ID	Lab Sample ID	Analytical Method	Matrix	Date Sampled	Date Recieved
SB-542-2	810185-006-006-1/1 810185-007-007-1/1	SW8082 CLP_SOLIDS	SOIL	10/23/2008	10/23/2008
SB-542-3	810185-008-008-1/1 810185-008-008-1/1	SW8082 CLP_SOLIDS	SOIL	10/23/2008	10/23/2008
SB-542-4	810185-009-009-1/1 810185-009-009-1/1	SW8082 CLP_SOLIDS	SOIL	10/23/2008	10/23/2008
SB-542-550-0.5 SS	810185-005-005-1/1 810185-005-005-1/1	SW8082 CLP_SOLIDS	SOIL	10/23/2008	10/23/2008
SB-542-550.5-1 SS	810185-006-006-1/1 810185-006-006-1/1	SW8082 CLP_SOLIDS	SOIL	10/23/2008	10/23/2008
SB-550-2	810185-002-002-1/1 810185-002-002-1/1	SW8082 CLP_SOLIDS	SOIL	10/23/2008	10/23/2008
SB-550-550.5-1 SS	810185-001-001-1/1 810185-001-001-1/1	SW8082 CLP_SOLIDS	SOIL	10/23/2008	10/23/2008
SB-551-550-0.5 SS	810185-020-020-1/1 810185-020-020-1/1	SW8082 CLP_SOLIDS	SOIL	10/23/2008	10/23/2008
SB-551-SS[CS]	810185-019-019-1/1 810185-019-019-1/1	SW8082 CLP_SOLIDS	SOIL	10/23/2008	10/23/2008
SB-552-2	810185-015-015-1/1 810185-015-015-1/1	SW8082 CLP_SOLIDS	Soil SOIL	10/23/2008 10/23/2008	10/23/2008 10/23/2008
SB-552-550-0.5 SS	810185-013-013-1/1 810185-013-013-1/1	SW8082 CLP_SOLIDS	SOIL	10/23/2008	10/23/2008
SB-552-550.5-1 SS	810185-014-014-1/1 ~~810185-015-015-1/1 SW8082~~ ~~810185-018-018-1/1 SW8082~~ 810185-014-014-1/1	SW8082 CLP_SOLIDS	SOIL	10/23/2008	10/23/2008
SB-552-SS[CS]	810185-018-018-1/1 810185-018-018-1/1	SW8082 CLP_SOLIDS	Soil SOIL	10/23/2008 10/23/2008	10/23/2008 10/23/2008
SB-567-2	810185-012-012-1/1 810185-012-012-1/1	SW8082 CLP_SOLIDS	Soil SOIL	10/23/2008 10/23/2008	10/23/2008 10/23/2008
SB-567-550-0.5 SS	810185-010-010-1/1 810185-010-010-1/1	SW8082 CLP_SOLIDS	SOIL	10/23/2008	10/23/2008

GPL Laboratories, LLLP

Sample Summary Report

Tetra Tech NUS

Work Order: 810185

Client Sample ID	Lab Sample ID	Analytical Method	Matrix	Date Sampled	Date Recieved
SB-567-~~550~~.5-1 SS	810185-011-011-1/1	SW8082	SOIL	10/23/2008	10/23/2008
	~~810185-012-012-1/1~~	~~SW8082~~			
	810185-011-011-1/1	CLP_SOLIDS			

GPL LABORATORIES, LLLP

7210A Corporate Court
Frederick, MD 21703
(301) 694-5310
Fax (301) 620-0731

Contract #/Billing Reference: 112ic01855

of Pgs.

Project: Block E Supplemental Soil Characterization
Client: TT NUS
Send Results To: Tony Apanavage
Address: 20251 Century Blvd, Suite 200
Germantown, MD 20874
Phone: (301) 528-3091

Turnaround Time: 5-Day
# of Containers: 12
Container Type: 8oz jar
Preservative Used: N/A
Type of Analysis: PCB

Sample ID#	Date Sampled	Time Sampled	Sample Matrix	Sampler's Initials	PCB	Lab Cooler No.	CLIENT COMMENTS
SB-552-SS0-0.5	10/23	0906	Soil	JP	X		
SB-552-SS0.5-1	10/23	0907	Soil	JP	X		
SB-552-2	10/23	0908	Soil	JP	X		
SB-552-3	10/23	0909	Soil	JP	X		Analyze if SB552-2 is >1 ppm
SB-552-4	10/23	0910	Soil	JP	X		Analyze if SB-552-2 is >1 ppm
SB-552-SS[CS]	10/23	0905	Soil	JP	X		
SB-551-SS[CS]	10/23	0928	Soil	JP	X		
SB-551-SS0-0.5	10/23	0929	Soil	JP	X		
SB-551-SS0.5-1	10/23	0930	Soil	JP	X		
SB-551-2	10/23	0931	Soil	JP	X		
SB-551-3	10/23	0932	Soil	JP	X		Analyze if SB-551-2 is >1 ppm
SB-551-4	10/23	0933	Soil	JP	X		Analyze if SB-551-2 is >1 ppm

Relinquished By:	Date/Time	Received By:	Relinquished By:	Received for Laboratory By:	Date/Time
	10/23 1600				

Relinquished By:	Date/Time	Received By:	Date/Time	Shipper:	Airbill No.:

Relinquished By:	Date/Time	Received By:	Lab Comments:	Temp:

G.P. W.O. _____

GPL LABORATORIES, LLLP

7210A Corporate Court
Frederick, MD 21703
(301) 694-5310
Fax (301) 620-0731

Contract #/Billing Reference: 112IC01855

of Pgs.

Project: Block E Supplemental Soil Characterization
Client: TTNUS
Send Results To: Tony Apanavage
Address: 20251 Century Blvd Suite 200
Germantown MD 20874
Phone: 301 528 3021

Turnaround Time: 5 days
# of Containers: 12
Container Type: Bag Jar
Preservative Used: None
Type of Analysis: PCB

Lab Cooler No.

Sample ID#	Date Sampled	Time Sampled	Sample Matrix	Sampler's Initials	PCB										CLIENT COMMENTS
SB-550-550-1	10/23	1352	Soil	JP	x										
SB-550-2	10/23	1353		JP	x										
SB-550-3	10/23	1355		JP	x										Analyze if SB-550-2 >1ppm
SB-550-4	10/23	1356		JP	x										Analyze if SB-550-2 >1ppm
SB-542-550-0.5	10/23	1413		JP	x										
SB-542-550.5-1	10/23	1413		JP	x										
SB-542-2	10/23	1414		JP	x										
SB-542-3	10/23	1415		JP	x										Analyze if SB-542-2 >1ppm
SB-542-4	10/23	1416		JP	x										Analyze if SB-542-2 >1ppm
SB-567-550-0.5	10/23	1437		JP	x										
SB-567-550.5-1	10/23	1437		JP	x										
SB-567-2	10/23	1438		JP	x										

Relinquished By:	Date/Time	Received By:	Relinquished By:	Received for Laboratory By:	Date/Time
[signature]	10/23 1604	[signature]			

Relinquished By:	Date/Time	Received By:	Date/Time	Shipper:	Airbill No.:

Relinquished By:	Date/Time	Received By:	Lab Comments:	Temp:

G.P. W.O. _____

The Case Narrative, Chain of Custody, Sample Receipt Checklist, and the cover page of the Sample Analysis Report, are integral parts of GPL Laboratories' report package. If you did not receive all of these documents, please contact GPL immediately.

Sample Receipt

Twenty soil samples were received on 10/23/2008. The samples were delivered by GPL courier. Sample receipt conditions and temperatures are documented on the Sample Receipt checklist.

Based on the Chain-of-Custody, four (4) samples were placed on hold pending results from testing of the remaining sixteen (16) samples.

Sample Analysis

Two water and four soil samples were received on 10/22/2008. The samples were delivered by GPL courier. Sample receipt conditions and temperatures are documented on the Sample Receipt checklist.

PCBs

Based on the Chain of Custody, the following samples were placed on hold:

SB-550-3 (GPL Lab ID: 810185-003)
SB-550-4 (GPL Lab ID: 810185-004)
SB-552-3 (GPL Lab ID: 810185-016)
SB-552-4 (GPL Lab ID: 810185-017)

Sixteen soil samples were extracted and analyzed for PCB compounds using EPA SW846 method 8082.
All extraction and analysis holding times were met.
All surrogate spike recoveries were within QC limits.
A matrix spike and matrix spike duplicate were performed on sampleSB-542-550-0.5. All spike recoveries were within QC limits.
%RPD for PCB-1260 were outside QC limits.
A laboratory control sample was extracted and analyzed along with the batch. All spike recoveries were within QC limits.

Based on the results of the sixteen samples, the remaining four were not analyzed.

Reviewed By,
Project Manager

Approved By,
Laboratory Director

SORT	UNITS	NSAMPLE	LAB_ID	QC_TYPE	SAMP_DATE	EXTR_DATE	ANAL_DATE	SMP_EXTR	EXTR_ANL	SMP_ANL
PCB	UG/KG	SB-542-2	810185-007	NM	10/23/2008	12/30/1899	10/28/2008	-4E+04	39748	5
PCB	UG/KG	SB-542-3	810185-008	NM	10/23/2008	12/30/1899	10/28/2008	-4E+04	39748	5
PCB	UG/KG	SB-542-4	810185-009	NM	10/23/2008	12/30/1899	10/30/2008	-4E+04	39750	7
PCB	UG/KG	SB-542-550.5-1	810185-006	NM	10/23/2008	12/30/1899	10/28/2008	-4E+04	39748	5
PCB	UG/KG	SB-542-550-0.5	810185-005	NM	10/23/2008	12/30/1899	10/28/2008	-4E+04	39748	5
PCB	UG/KG	SB-550-2	810185-002	NM	10/23/2008	12/30/1899	10/28/2008	-4E+04	39748	5
PCB	UG/KG	SB-551-550-0.5	810185-020	NM	10/23/2008	12/30/1899	10/30/2008	-4E+04	39750	7
PCB	UG/KG	SB-552-2	810185-015	NM	10/23/2008	12/30/1899	10/30/2008	-4E+04	39750	7
PCB	UG/KG	SB-552-550.5-1	810185-014	NM	10/23/2008	12/30/1899	10/30/2008	-4E+04	39750	7
PCB	UG/KG	SB-552-550-0.5	810185-013	NM	10/23/2008	12/30/1899	10/30/2008	-4E+04	39750	7
PCB	UG/KG	SB-552-SS[CS]	810185-018	NM	10/23/2008	12/30/1899	10/30/2008	-4E+04	39750	7
PCB	UG/KG	SB-567-2	810185-012	NM	10/23/2008	12/30/1899	10/30/2008	-4E+04	39750	7
PCB	UG/KG	SB-567-550.5-1	810185-011	NM	10/23/2008	12/30/1899	10/30/2008	-4E+04	39750	7
PCB	UG/KG	SB-567-550-0.5	810185-010	NM	10/23/2008	12/30/1899	10/30/2008	-4E+04	39750	7
PCB	UG/KG	SB-550-550.5-1	810185-001	NM	10/23/2008	12/30/1899	10/28/2008	-4E+04	39748	5

PESTICIDE/PCB EXTRACTION LOG SOIL / WATER / WIPES / OIL

Sep. Funnel 3510C / Continuous 3520C / Soxhlet 3540C / ~~Sonication 3550~~B / Waste Dilution 3580A
OLCO3.2 / OLMO4.2 / OLMO3.2 / OLM04.3

Approval / Date: ST. 10/28/08 GPC: Y/N

Analysis Method: 8082 (S)

Ext. Chemist: VT Date: 10/27/08 Conc. Chemist: VT Date: 10/27/08

Cleanup:

Florisil (3620B)(F) Date: — Acid(3665A)(A) Date 10/28/08 Sulfur (3660B)(S) Date: —

Lot #: — Lot #: 071680 Lot #: —

Spike Witness Initials: VT

GPL W. O. #	Frac.	Init pH	Sample Vol. gram / mL	Surr. Vol. mL	Spike Vol. mL	Adjust. pH	F / A / S Cleanup	F.V. mL
810185	BLK106312	—	30.00	1.0	—	—	A	10.0
	BKS.		30.00		1.0			
	5 MS		30.01					
	5 MSD		30.00					
	001		30.00					
	002		30.00					
	005		29.99					
	006		30.01					
	007		30.00					
	008		30.00					
	009		30.01					
	010		29.99					
	011		30.00					
	012		30.00					
	013		30.00					
	014		30.01					
	015		30.00					
	018		30.00					
	019		30.00					
	020		30.01					
810140	009		30.00					
	10		30.00					
	VT 10/28/08							

Solvent: DCM / Acetone Solvent: Hexane Surrogate Soln#: 43895 Matrix Spike Soln #: 43770

Lot #: G27400, E4LE5 Lot #: G31829 Surr. Soln Conc(s): 0.2 PPM MS Soln Conc(s): 5.5 PPM

Sodium Sulfate # : C37580

Comments & Observations:

GPL Laboratories, LLC

Document Control No: GP_G_107

GC ANALYSIS LOG

Instrument ID: HP5890 # L

Reviewed by: RP Date: 8/6/08

Data Acquisition Method:	Pest32// PCB32 / Herb32 /
Injector Temp (oC):	~~180~~ (200) / 240 /
Detector Temp(oC):	300
Oven Initial Temp(oC):	60 (150 /
Initial Time (min):	0.0 / 0.50 (1.0)
Ramp Rate (oC/min) :	10-20 - 4 / 11-28 - 12 / 18-30 - 7
Final Temp(oC):	200 / 275 (300) /
Injection Volume(uL):	(1.0) / 2.0 / 2.5 /

Detector A

Column:	RTX-CLP 30meter
ID:	0.32 mm

Detector B

Column:	RTX-CLP2 30 meter
ID:	0.32 mm

ICAL Method: 080408A.M

Analyst: RP

Injection Log

Directory: i:\gcdata\u\080408a

Seq.	L	a	Vial	FileName	Multiplier	SampleName	Misc Info	Injected
	L		1	u0316110.d	1.	AR2154-5	8082 STD	4 Aug 08 15:51
			1	u0316111.d	1.	AR2154-5	8082 STD	4 Aug 08 16:23
	L		2	u0316112.d	1.	AR2154-4	8082 STD	4 Aug 08 16:55
			3	u0316113.d	1.	AR2154-3	8082 STD	4 Aug 08 17:27
	L		4	u0316114.d	1.	AR2154-2	8082 STD	4 Aug 08 17:59
			5	u0316115.d	1.	AR2154-1	8082 STD	4 Aug 08 18:31
	L		6	u0316116.d	1.	AR2154-0.5	8082 STD	4 Aug 08 19:03
			7	u0316117.d	1.	AR1242-5	8082 STD	4 Aug 08 19:35
	L		8	u0316118.d	1.	AR1242-4	8082 STD	4 Aug 08 20:07
			9	u0316119.d	1.	AR1242-3	8082 STD	4 Aug 08 20:39
	L		10	u0316120.d	1.	AR1242-2	8082 STD	4 Aug 08 21:11
			11	u0316121.d	1.	AR1242-1	8082 STD	4 Aug 08 21:43
	L		12	u0316122.d	1.	AR1242-0.5	8082 STD	4 Aug 08 22:16
			13	u0316123.d	1.	AR1248-5	8082 STD	4 Aug 08 22:48
	L		14	u0316124.d	1.	AR1248-4	8082 STD	4 Aug 08 23:20
			15	u0316125.d	1.	AR1248-3	8082 STD	4 Aug 08 23:52
	L		16	u0316126.d	1.	AR1248-2	8082 STD	5 Aug 08 00:24
			17	u0316127.d	1.	AR1248-1	8082 STD	5 Aug 08 00:56
	L		18	u0316128.d	1.	AR1248-0.5	8082 STD	5 Aug 08 01:28
			19	u0316129.d	1.	AR1232-5	8082 STD	5 Aug 08 02:00
	L		20	u0316130.d	1.	AR1232-4	8082 STD	5 Aug 08 02:32
			21	u0316131.d	1.	AR1232-3	8082 STD	5 Aug 08 03:04
	L		22	u0316132.d	1.	AR1232-2	8082 STD	5 Aug 08 03:36
			23	u0316133.d	1.	AR1232-1	8082 STD	5 Aug 08 04:08
	L		24	u0316134.d	1.	AR1232-0.5	8082 STD	5 Aug 08 04:40
			25	u0316135.d	1.	AR1252-3	8082 STD	5 Aug 08 05:12
	L		26	u0316136.d	1.	AR1268-3	8082 STD	5 Aug 08 05:44
			27	u0316137.d	1.	AR1660-5	8082 STD	5 Aug 08 06:16
	L		28	u0316138.d	1.	AR1660-4	8082 STD	5 Aug 08 06:48
			29	u0316139.d	1.	AR1660-3	8082 STD	5 Aug 08 07:21
	L		30	u0316140.d	1.	AR1660-2	8082 STD	5 Aug 08 07:53
			31	u0316141.d	1.	AR1660-1	8082 STD	5 Aug 08 08:25
	L		32	u0316142.d	1.	AR1660-0.5	8082 STD	5 Aug 08 08:57
			33	u0316143.d	1.	AR1660-ICV	8082 STD	5 Aug 08 09:29
	L		34	u0316144.d	1.	AR2154-3	8082 STD	5 Aug 08 10:01
			35	u0316145.d	1.	AR1242-3	8082 STD	5 Aug 08 10:33
	L		36	u0316146.d	1.	AR1248-3	8082 STD	5 Aug 08 11:06
			37	u0316147.d	1.	AR1232-3	8082 STD	5 Aug 08 11:38
	L		38	u0316148.d	1.	BLK104873	BLK,L	5 Aug 08 12:10
			39	u0316149.d	1.	807148-012-012-1/1	38092,L	5 Aug 08 12:42
	L		40	u0316150.d	1.	807148-012-012-1/1DUP	38092,L	5 Aug 08 13:14
			41	u0316151.d	1.	807148-012-012-1/1TRIP	38092,L	5 Aug 08 13:46
	L		42	u0316152.d	1.	807148-013-013-1/1	38095,L	5 Aug 08 14:18
			43	u0316153.d	1.	807148-013-013-1/1DUP	38095,L	5 Aug 08 14:50
	L		44	u0316154.d	1.	807148-013-013-1/TRIP	38095,L	5 Aug 08 15:22
			45	u0316155.d	1.	BLK104794	BLK,S	5 Aug 08 15:54
	L		46	u0316156.d	1.	BKS104794	BKS,S	5 Aug 08 16:26
			47	u0316157.d	1.	BKSD104794	BKS,S	5 Aug 08 16:58
	L		48	u0316158.d	1.	807152-007-007-1/1	38142,S	5 Aug 08 17:30
			49	u0316159.d	1.	AR1660-3	8082 STD	5 Aug 08 18:02
			50	u0316160.d	1.	AR1254-3	8082 STD	5 Aug 08 18:34
			51	u0316161.d	1.	AR1242-3	8082 STD	5 Aug 08 19:06
			52	u0316162.d	1.	AR1232-3	8082 STD	5 Aug 08 19:38
			53	u0316163.d	1.	AR1248-3	8082 STD	5 Aug 08 20:10
			54	u0316164.d	1.	807152-007-07-1/1 50X	38142 DL,S	5 Aug 08 20:42
			55	u0316165.d	1.	807152-007-07-1/1 100X	38142 DL,S	5 Aug 08 21:14
			56	u0316166.d	1.	BLK104880	BLK,W	5 Aug 08 21:46

Comments:

GC ANALYSIS LOG

Intrument ID: HP5890 # U

Reviewed by: RP Date: 10/31/08

Data Acquisition Method:	Pest32 / PCB32 / Herb32
Injector Temp (oC):	180 / 200 / 240 /
Detector Temp(oC):	300
Oven Initial Temp(oC):	60 / 150 /
Initial Time (min):	0.0 / 0.50 / 1.0 / 4
Ramp Rate (oC/min) :	10 - 200 - 4 / 280 - 4 / - 30 - 4
Final Temp(oC):	200 / 275 / 300 /
Injection Volume(uL):	1.0 / 2.0 / 2.5 /

Detector A

Column:	RTX-CLP 30meter
ID:	0.32 mm

Detector B

Column:	RTX-CLP2 30 meter
ID:	0.32 mm

ICAL Method: 080408AU.M

Analyst: AK

Seq.	File ID	GPL ID	Dil	Matrix	Date	Comments
1030.08	U					
	U					
	U					

GC ANALYSIS LOG

Intrument ID: HP5890 # U Reviewed by: RP Date: 10/31/08

Data Acquisition Method:	Pest32 / PCB32 / Herb32
Injector Temp (oC):	180 / 200 / 240 /
Detector Temp(oC):	300
Oven Initial Temp(oC):	60 / 150 /
Initial Time (min):	0.0 / 0.50 / 1.0 / 4 min
Ramp Rate (oC/min) :	10-200-4/280-4 / 300-∞
Final Temp(oC):	200 / 275 / 300 /
Injection Volume(uL):	1.0 / 2.0 / 2.5 / µL

Detector A

Column:	RTX-CLP 30meter
ID:	0.32 mm

Detector B

Column:	RTX-CLP2 30 meter
ID:	0.32 mm

ICAL Method: 8040BAV.M Analyst: AS

Seq.	File ID	GPL ID	Dil	Matrix	Date	Comments
102808	U					
	U					
	U					
	U					
	U					
	U					
	U					
	U					
	U					
	U					
	U					
	U					
	U					
	U					
	U					
	U					
	U					
	U					
	U					
	U					
	U					
	U					
	U					
	U					

Injection Log

Directory: h:\gcdata\u\102808

Line	Vial	FileName	Multiplier	SampleName	Misc Info	Injected
1	1	u0316980.d	1.	AR1660-3	8082 STD	28 Oct 08 13:35
2	1	u0316981.d	1.	AR1660-3	8082 STD	28 Oct 08 14:16
3	2	u0316982.d	1.	AR2154-3	8082 STD	28 Oct 08 14:48
4	3	u0316983.d	1.	BLK106312	BLK,S	28 Oct 08 15:20
5	4	u0316984.d	1.	BKS106312	BKS,S	28 Oct 08 15:52
6	5	u0316985.d	1.	810185-001-001-1/1	SB-550-550-5-1,S	28 Oct 08 16:24
7	6	u0316986.d	1.	810185-002-002-1/1	SB-550-2,S	28 Oct 08 16:56
8	7	u0316987.d	1.	810185-005-005-1/1	SB-542-550-0.5,S	28 Oct 08 17:28
9	8	u0316988.d	1.	810185-005-005-1/1MS	SB-542-550-0.5MS,S	28 Oct 08 18:00
10	9	u0316989.d	1.	810185-005-005-1/1MSD	SB-542-550-0.5MSD,S	28 Oct 08 18:32
11	10	u0316990.d	1.	810185-006-006-1/1	SB-542-550-5-1,S	28 Oct 08 19:05
12	11	u0316991.d	1.	810185-007-007-1/1	SB-542-2,S	28 Oct 08 19:37
13	12	u0316992.d	1.	810185-008-008-1/1	SB-542-3,S	28 Oct 08 20:09
14	13	u0316993.d	1.	AR1660-3	8082 STD	28 Oct 08 20:41
15	14	u0316994.d	1.	AR2154-3	8082 STD	28 Oct 08 21:13
16	15	u0316995.d	1.	810185-009-009-1/1	SB-542-4,S	28 Oct 08 21:45
17	16	u0316996.d	1.	810185-010-010-1/1	SB-567-550-0.5,S	28 Oct 08 22:17
18	17	u0316997.d	1.	810185-011-011-1/1	SB-567-550-5-1,S	28 Oct 08 22:49
19	18	u0316998.d	1.	810185-012-012-1/1	SB-567-2,S	28 Oct 08 23:21
20	19	u0316999.d	1.	810185-013-013-1/1	SB-552-550-0.5,S	28 Oct 08 23:53
21	20	u0317000.d	1.	810185-014-014-1/1	SB-552-550-5.1,S	29 Oct 08 00:25
22	21	u0317001.d	1.	810185-015-015-1/1	SB-552-2,S	29 Oct 08 00:57
23	22	u0317002.d	1.	810185-018-018-1/1	SB-552-SS[CS],S	29 Oct 08 01:29
24	23	u0317003.d	1.	810185-019-019-1/1	SB-551-SS[CS],S	29 Oct 08 02:01
25	24	u0317004.d	1.	810185-020-020-1/1	SB-551-550-0.5,S	29 Oct 08 02:33
26	26	u0317005.d	1.	AR1660-3	8082 STD	29 Oct 08 08:13
27	27	u0317006.d	1.	AR2154-3	8082 STD	29 Oct 08 08:45
28	28	u0317007.d	1.	810140-009-009-1/1	SB-561-6,S	29 Oct 08 09:17

Re-Run

AS

Comments:

GPL Laboratories, LLLP

Percent Solids Determination Log

Method Title: CLP_SOLIDS
Method Reference: Percent Solids by CLP
Analytical Balance ID: Saratorius CP153
Date/Time In (Oven): 10/29/2008 16:00
Date/Time Out (Oven): 10/30/2008 16:00
Dessicator Temp: 22C

Analyst: Tag Hassab
Reviewed By/Date:
Analytical Batch: 118289
Oven Temperature: 104C
Oven Temperature: 104C
% Humidity (<20%): 12%

Drying Oven Temp Maintained at 103-105C

SDG	Lab Sample ID	Client Sample ID	Weight of Dish	Weight of Wet Sample + Dish	Weight of Dry Sample + Dish	Percent Moisture	Percent Solids	RPD (<20)
810185	810185-001-001-1/1	SB-550-550.5-1	1.3460g	10.2620g	8.8840g	15.5%	84.5%	
810185	810185-001-001-1/1D	SB-550-550.5-1	1.3250g	10.2230g	8.7820g	16.2%	83.8%	
810185	810185-002-002-1/1	SB-550-2	1.3380g	10.5450g	9.1440g	15.2%	84.8%	
810185	810185-005-005-1/1	SB-542-550-0.5	1.3240g	10.5000g	9.1180g	15.1%	84.9%	
810185	810185-006-006-1/1	SB-542-550.5-1	1.3290g	10.2430g	8.9670g	14.3%	85.7%	
810185	810185-007-007-1/1	SB-542-2	1.3370g	10.3470g	9.3110g	11.5%	88.5%	
810185	810185-008-008-1/1	SB-542-3	1.3120g	10.9580g	9.4190g	16.0%	84.1%	
810185	810185-009-009-1/1	SB-542-4	1.3280g	10.4880g	8.8640g	17.7%	82.3%	
810185	810185-010-010-1/1	SB-567-550-0.5	1.3380g	10.3010g	9.4840g	9.1%	90.9%	
810185	810185-011-011-1/1	SB-567-550.5-1	1.3290g	10.8240g	9.5980g	12.9%	87.1%	
810185	810185-012-012-1/1	SB-567-2	1.3520g	11.1280g	10.1160g	10.4%	89.7%	
810185	810185-013-013-1/1	SB-552-550-0.5	1.3360g	10.7340g	9.4000g	14.2%	85.8%	
810185	810185-014-014-1/1	SB-552-550.5-1	1.3270g	10.3850g	9.2370g	12.7%	87.3%	
810185	810185-015-015-1/1	SB-552-2	1.3410g	10.1640g	8.8290g	15.1%	84.9%	
810185	810185-018-018-1/1	SB-552-SS[CS]	1.3350g	10.4910g	10.0010g	5.4%	94.7%	
810185	810185-019-019-1/1	SB-551-SS[CS]	1.3280g	10.3180g	10.2880g	0.3%	99.7%	
810185	810185-020-020-1/1	SB-551-550-0.5	1.3350g	10.7550g	9.9480g	8.6%	91.4%	

	Sample Id	Clas	Method	Q	Anal Date	Tech	SEQ No.	Multip	M	Prep	R	Client	A	B	C	Calculate	Meth	Col	Col	C	Perce	Last QC Sample
1																						
2																						
3																						
4	810185-001-0	SMP	CLP_SOLIDS		10-30-08 16:0	1300-35	118289	00000	S		Y	SB-550	1.34600	10.26200	8.88400	84.5446	1.0000			1	15.46	
5	810185-001-0	MD	CLP_SOLIDS		10-30-08 16:0	1300-35	118289	00000	S		Y	SB-550	1.32500	10.22300	8.78200	83.8053	1.0000			1	16.19	
6	810185-002-0	SMP	CLP_SOLIDS		10-30-08 16:0	1300-35	118289	00000	S		Y	SB-550	1.33800	10.54500	9.14400	84.7833	1.0000			1	15.22	
7	810185-005-0	SMP	CLP_SOLIDS		10-30-08 16:0	1300-35	118289	00000	S		Y	SB-542	1.32400	10.50000	9.11800	84.9390	1.0000			1	15.06	
8	810185-006-0	SMP	CLP_SOLIDS		10-30-08 16:0	1300-35	118289	00000	S		Y	SB-542	1.32900	10.24300	8.96700	85.6854	1.0000			1	14.31	
9	810185-007-0	SMP	CLP_SOLIDS		10-30-08 16:0	1300-35	118289	00000	S		Y	SB-542	1.33700	10.34700	9.31100	88.5017	1.0000			1	11.50	
10	810185-008-0	SMP	CLP_SOLIDS		10-30-08 16:0	1300-35	118289	00000	S		Y	SB-542	1.31200	10.95800	9.41900	84.0452	1.0000			1	15.95	
11	810185-009-0	SMP	CLP_SOLIDS		10-30-08 16:0	1300-35	118289	00000	S		Y	SB-542	1.32800	10.48800	8.86400	82.2707	1.0000			1	17.73	
12	810185-010-0	SMP	CLP_SOLIDS		10-30-08 16:0	1300-35	118289	00000	S		Y	SB-567	1.33800	10.30100	9.48400	90.8847	1.0000			1	9.12	
13	810185-011-0	SMP	CLP_SOLIDS		10-30-08 16:0	1300-35	118289	00000	S		Y	SB-567	1.32900	10.82400	9.59800	87.0879	1.0000			1	12.91	
14	810185-012-0	SMP	CLP_SOLIDS		10-30-08 16:0	1300-35	118289	00000	S		Y	SB-567	1.35200	11.12800	10.11600	89.6481	1.0000			1	10.35	
15	810185-013-0	SMP	CLP_SOLIDS		10-30-08 16:0	1300-35	118289	00000	S		Y	SB-552	1.33600	10.73400	9.40000	85.8055	1.0000			1	14.19	
16	810185-014-0	SMP	CLP_SOLIDS		10-30-08 16:0	1300-35	118289	00000	S		Y	SB-552	1.32700	10.38500	9.23700	87.3261	1.0000			1	12.67	
17	810185-015-0	SMP	CLP_SOLIDS		10-30-08 16:0	1300-35	118289	00000	S		Y	SB-552	1.34100	10.16400	8.82900	84.8691	1.0000			1	15.13	
18	810185-018-0	SMP	CLP_SOLIDS		10-30-08 16:0	1300-35	118289	00000	S		Y	SB-552	1.33500	10.49100	10.00100	94.6483	1.0000			1	5.35	
19	810185-019-0	SMP	CLP_SOLIDS		10-30-08 16:0	1300-35	118289	00000	S		Y	SB-551	1.32800	10.31800	10.28800	99.6663	1.0000			1	0.33	
20	810185-020-0	SMP	CLP_SOLIDS		10-30-08 16:0	1300-35	118289	00000	S		Y	SB-551	1.33500	10.75500	9.94800	91.4331	1.0000			1	8.57	

1	Description (90)	An	Sample Id (92)	ST Sam	Method (94)	Results (95)	RL (96)	Raw R	Raw Results	Multiplier (99)	Reporting	Raw Unt	nFinal Result	Sort Order	spk Amount	% Recover	Raw Final (110)
2																	
3																	
4	Percent Solids		AN810185-001	SMP	CLP_SOLI	84.54	1.0000		84.5400	00000000	PER	PER	84.5400	0	0.0000	0.00	84.5400
5	Percent Solids		AN810185-001	MD	CLP_SOLI	83.81	1.0000		83.8100	00000000	PER	PER	83.8100	0	0.0000	0.00	83.8100
6	Percent Solids		AN810185-002	SMP	CLP_SOLI	84.78	1.0000		84.7800	00000000	PER	PER	84.7800	0	0.0000	0.00	84.7800
7	Percent Solids		AN810185-005	SMP	CLP_SOLI	84.94	1.0000		84.9400	00000000	PER	PER	84.9400	0	0.0000	0.00	84.9400
8	Percent Solids		AN810185-006	SMP	CLP_SOLI	85.69	1.0000		85.6900	00000000	PER	PER	85.6900	0	0.0000	0.00	85.6900
9	Percent Solids		AN810185-007	SMP	CLP_SOLI	88.5	1.0000		88.5000	00000000	PER	PER	88.5000	0	0.0000	0.00	88.5000
10	Percent Solids		AN810185-008	SMP	CLP_SOLI	84.05	1.0000		84.0500	00000000	PER	PER	84.0500	0	0.0000	0.00	84.0500
11	Percent Solids		AN810185-009	SMP	CLP_SOLI	82.27	1.0000		82.2700	00000000	PER	PER	82.2700	0	0.0000	0.00	82.2700
12	Percent Solids		AN810185-010	SMP	CLP_SOLI	90.88	1.0000		90.8800	00000000	PER	PER	90.8800	0	0.0000	0.00	90.8800
13	Percent Solids		AN810185-011	SMP	CLP_SOLI	87.09	1.0000		87.0900	00000000	PER	PER	87.0900	0	0.0000	0.00	87.0900
14	Percent Solids		AN810185-012	SMP	CLP_SOLI	89.65	1.0000		89.6500	00000000	PER	PER	89.6500	0	0.0000	0.00	89.6500
15	Percent Solids		AN810185-013	SMP	CLP_SOLI	85.81	1.0000		85.8100	00000000	PER	PER	85.8100	0	0.0000	0.00	85.8100
16	Percent Solids		AN810185-014	SMP	CLP_SOLI	87.33	1.0000		87.3300	00000000	PER	PER	87.3300	0	0.0000	0.00	87.3300
17	Percent Solids		AN810185-015	SMP	CLP_SOLI	84.87	1.0000		84.8700	00000000	PER	PER	84.8700	0	0.0000	0.00	84.8700
18	Percent Solids		AN810185-018	SMP	CLP_SOLI	94.65	1.0000		94.6500	00000000	PER	PER	94.6500	0	0.0000	0.00	94.6500
19	Percent Solids		AN810185-019	SMP	CLP_SOLI	99.67	1.0000		99.6700	00000000	PER	PER	99.6700	0	0.0000	0.00	99.6700
20	Percent Solids		AN810185-020	SMP	CLP_SOLI	91.43	1.0000		91.4300	00000000	PER	PER	91.4300	0	0.0000	0.00	91.4300

	Description (90)	An	Sample Id (92)	Flag (111)	Val	Rpd (113)	Rpd Limit	N	mdl (125)	S	Retention Time	LCL (131	UCL (132	Moisture	Final Reporting	Final MDL (139)	Valid.Comments (145)	Anal Multiplier	Prep Multiplier
1																			
2																			
3																			
4	Percent Solids		AN810185-001			0	1		1.0000					15.46	1.000	1.00000		1.000	
5	Percent Solids		AN810185-001			1	1		1.0000					16.19	1.000	1.00000		1.000	
6	Percent Solids		AN810185-002			0	1		1.0000					15.22	1.000	1.00000		1.000	
7	Percent Solids		AN810185-005			0	1		1.0000					15.06	1.000	1.00000		1.000	
8	Percent Solids		AN810185-006			0	1		1.0000					14.31	1.000	1.00000		1.000	
9	Percent Solids		AN810185-007			0	1		1.0000					11.5	1.000	1.00000		1.000	
10	Percent Solids		AN810185-008			0	1		1.0000					15.95	1.000	1.00000		1.000	
11	Percent Solids		AN810185-009			0	1		1.0000					17.73	1.000	1.00000		1.000	
12	Percent Solids		AN810185-010			0	1		1.0000					9.12	1.000	1.00000		1.000	
13	Percent Solids		AN810185-011			0	1		1.0000					12.91	1.000	1.00000		1.000	
14	Percent Solids		AN810185-012			0	1		1.0000					10.35	1.000	1.00000		1.000	
15	Percent Solids		AN810185-013			0	1		1.0000					14.19	1.000	1.00000		1.000	
16	Percent Solids		AN810185-014			0	1		1.0000					12.67	1.000	1.00000		1.000	
17	Percent Solids		AN810185-015			0	1		1.0000					15.13	1.000	1.00000		1.000	
18	Percent Solids		AN810185-018			0	1		1.0000					5.35	1.000	1.00000		1.000	
19	Percent Solids		AN810185-019			0	1		1.0000					.33	1.000	1.00000		1.000	
20	Percent Solids		AN810185-020			0	1		1.0000					8.57	1.000	1.00000		1.000	

SDG 810185

SORT	UNITS	NSAMPLE	LAB_ID	QC_TYPE	SAMP_DATE	EXTR_DATE	ANAL_DATE	SMP_EXTR	EXTR_ANL	SMP_ANL
PCS	%	SB-542-550-0.5	810185-005	NM	10/23/2008	12/30/1899	10/30/2008	-4E+04	39750	7
PCS	%	SB-542-3	810185-008	NM	10/23/2008	12/30/1899	10/30/2008	-4E+04	39750	7
PCS	%	SB-567-550-0.5	810185-010	NM	10/23/2008	12/30/1899	10/30/2008	-4E+04	39750	7
PCS	%	SB-542-550.5-1	810185-006	NM	10/23/2008	12/30/1899	10/30/2008	-4E+04	39750	7
PCS	%	SB-542-2	810185-007	NM	10/23/2008	12/30/1899	10/30/2008	-4E+04	39750	7
PCS	%	SB-550-2	810185-002	NM	10/23/2008	12/30/1899	10/30/2008	-4E+04	39750	7
PCS	%	SB-550-550.5-1	810185-001	NM	10/23/2008	12/30/1899	10/30/2008	-4E+04	39750	7
PCS	%	SB-551-550-0.5	810185-020	NM	10/23/2008	12/30/1899	10/30/2008	-4E+04	39750	7
PCS	%	SB-552-2	810185-015	NM	10/23/2008	12/30/1899	10/30/2008	-4E+04	39750	7
PCS	%	SB-552-550.5-1	810185-014	NM	10/23/2008	12/30/1899	10/30/2008	-4E+04	39750	7
PCS	%	SB-552-550-0.5	810185-013	NM	10/23/2008	12/30/1899	10/30/2008	-4E+04	39750	7
PCS	%	SB-552-SS[CS]	810185-018	NM	10/23/2008	12/30/1899	10/30/2008	-4E+04	39750	7
PCS	%	SB-567-2	810185-012	NM	10/23/2008	12/30/1899	10/30/2008	-4E+04	39750	7
PCS	%	SB-567-550.5-1	810185-011	NM	10/23/2008	12/30/1899	10/30/2008	-4E+04	39750	7
PCS	%	SB-551-SS[CS]	810185-019	NM	10/23/2008	12/30/1899	10/30/2008	-4E+04	39750	7

SORT	UNITS	NSAMPLE	LAB_ID	QC_TYPE	SAMP_DATE	EXTR_DATE	ANAL_DATE	SMP_EXTR	EXTR_ANL	SMP_ANL
PCS	%	SB-542-4	810185-009	NM	10/23/2008	12/30/1899	10/30/2008	-4E+04	39750	7
PCB	%	SB-567-550.5-1	810185-011	NM	10/23/2008	12/30/1899	10/30/2008	-4E+04	39750	7
PCB	%	SB-551-SS[CS]	810185-019	NM	10/23/2008	12/30/1899	10/30/2008	-4E+04	39750	7
PCB	%	SB-542-2	810185-007	NM	10/23/2008	12/30/1899	10/28/2008	-4E+04	39748	5
PCB	%	SB-552-2	810185-015	NM	10/23/2008	12/30/1899	10/30/2008	-4E+04	39750	7
PCB	%	SB-552-550.5-1	810185-014	NM	10/23/2008	12/30/1899	10/30/2008	-4E+04	39750	7
PCB	%	SB-552-550-0.5	810185-013	NM	10/23/2008	12/30/1899	10/30/2008	-4E+04	39750	7
PCB	%	SB-567-2	810185-012	NM	10/23/2008	12/30/1899	10/30/2008	-4E+04	39750	7
PCB	%	SB-552-SS[CS]	810185-018	NM	10/23/2008	12/30/1899	10/30/2008	-4E+04	39750	7
PCB	%	SB-551-550-0.5	810185-020	NM	10/23/2008	12/30/1899	10/30/2008	-4E+04	39750	7
PCB	%	SB-550-550.5-1	810185-001	NM	10/23/2008	12/30/1899	10/28/2008	-4E+04	39748	5
PCB	%	SB-550-2	810185-002	NM	10/23/2008	12/30/1899	10/28/2008	-4E+04	39748	5
PCB	%	SB-542-550-0.5	810185-005	NM	10/23/2008	12/30/1899	10/28/2008	-4E+04	39748	5
PCB	%	SB-542-550.5-1	810185-006	NM	10/23/2008	12/30/1899	10/28/2008	-4E+04	39748	5
PCB	%	SB-567-550-0.5	810185-010	NM	10/23/2008	12/30/1899	10/30/2008	-4E+04	39750	7
PCB	%	SB-542-3	810185-008	NM	10/23/2008	12/30/1899	10/28/2008	-4E+04	39748	5
PCB	%	SB-542-4	810185-009	NM	10/23/2008	12/30/1899	10/30/2008	-4E+04	39750	7
PCB	UG/KG	SB-551-SS[CS]	810185-019	NM	10/23/2008	12/30/1899	10/30/2008	-4E+04	39750	7

GPL Laboratories

GPL
FORM 4
PESTICIDE METHOD BLANK SUMMARY

SAMPLE NO
BLK106312

Lab Name :	GPL Laboratories	Client. :	Tetra Tech NUS
Lab Code :	GPL	SAS NO. :	106312
Lab File ID :	U0316983.D	SDG NO :	810185
Date Extracted :	10/27/2008	Lab Sample ID :	BLK106312
Date Analyzed(1)	10/28/2008	Time Analyzed (1):	15:20
Date Analyzed (2)	10/28/2008	Time Analyzed(2)	15:20
GC Column(1)	RTx-CLP ID : _____ (mm)	GC Column(2) :	RTx-CLP2 ID : _____ (mm)
Matrix :(Soil/Water).	SOIL	Extraction:	SepF / Cont / Sonc
Sulfur Cleanup:(Y/N).			

THIS METHOD BLANK APPLIES TO THE FOLLOWING SAMPLES,MS AND MSD :

Client Sample ID	Lab Sample ID	Date Analyzed 1	Date Analyzed 2
BKS106312	BKS106312	10/28/2008	10/28/2008
SB-550-550.5-1	810185-001-001-1/1	10/28/2008	10/28/2008
SB-550-2	810185-002-002-1/1	10/28/2008	10/28/2008
SB-542-550-0.5	810185-005-005-1/1	10/28/2008	10/28/2008
SB-542-550-0.5MS	810185-005-005-1/1MS	10/28/2008	10/28/2008
SB-542-550-0.5MSD	810185-005-005-1/1MSD	10/28/2008	10/28/2008
SB-542-2	810185-006-006-1/1	10/28/2008	10/28/2008
SB-542-550.5-1	810185-007-007-1/1	10/28/2008	10/28/2008
SB-542-3	810185-008-008-1/1	10/28/2008	10/28/2008
SB-551-SS[CS]	810185-019-019-1/1	10/30/2008	10/30/2008
SB-542-4	810185-009-009-1/1	10/30/2008	10/30/2008
SB-567-550-0.5	810185-010-010-1/1	10/30/2008	10/30/2008
SB-567-550.5-1	810185-011-011-1/1	10/30/2008	10/30/2008
SB-567-550.5-1	810185-012-012-1/1	10/30/2008	10/30/2008
SB-552-550-0.5	810185-013-013-1/1	10/30/2008	10/30/2008
SB-552-550.5-1	810185-014-014-1/1	10/30/2008	10/30/2008
SB-552-550.5-1	810185-015-015-1/1	10/30/2008	10/30/2008
SB-552-550.5-1	810185-018-018-1/1	10/30/2008	10/30/2008
SB-551-550-0.5	810185-020-020-1/1	10/30/2008	10/30/2008

GPL Laboratories

GPL
FORM I
ANALYSIS DATA SHEET

SAMPLE NO
BLK106312

Lab Name :	GPL Laboratories	Client. :	Tetra Tech NUS
Lab Code :	GPL	SAS NO. :	
Case No. :		SDG NO :	810185
Matrix : (Soil / Water)	SOIL	Lab Sample ID :	BLK106312
Sample Volume :	30	Lab File ID :	U0316983.D
% Moisture:		Date Received	
Extraction:	SW3550	Date Extracted:	10/27/2008
Extract Volume:	10 mL	Date Analyzed	10/28/2008
Injection Volume :	1 µL	Dilution Factor :	1
GPC Clean up (Y/N):	pH:		

Concentration Units (ug/L or ug/kg dry weight) : ug/kg

CAS NO	COMPOUND		Q
12674-11-2	PCB-1016	17	U
11104-28-2	PCB-1221	17	U
11141-16-5	PCB-1232	17	U
53469-21-9	PCB-1242	17	U
12672-29-6	PCB-1248	17	U
11097-69-1	PCB-1254	17	U
11096-82-5	PCB-1260	17	U

GPL Laboratories

LCS SUMMARY

SAMPLE NO
BKS106312

Lab Name : GPL Laboratories
Lab Code : GPL
Matrix : SOIL
Method : SW8082

Contract. : Middle River Complex, Maryland
SDG NO : 810185
Lab Sample ID : BKS106312
Analysis Date : 10/28/2008

COMPOUND	SPIKE ADDED (ug/kg)	BLANK CONCENTRATION (ug/kg)	LCS CONCENTRATION (ug/kg)	LCS % REC	QC LIMTS
PCB-1016	170	0	140	85	40-140
PCB-1260	170	0	160	94	60-130

* Values Outside of QC Limits.

Spike recovery : 0 out of 2 outside limits

GPL Laboratories

GPL
FORM 1
ANALYSIS DATA SHEET

SAMPLE NO
BKS106312

Lab Name :	GPL Laboratories	Client. :	Tetra Tech NUS
Lab Code :	GPL	SAS NO. :	
Case No. :		SDG NO :	810185
Matrix : (Soil / Water)	SOIL	Lab Sample ID :	BKS106312
Sample Volume :	30	Lab File ID :	U0316984.D
% Moisture:		Date Received	
Extraction:	SW3550	Date Extracted:	10/27/2008
Extract Volume:	10 mL	Date Analyzed	10/28/2008
Injection Volume :	1 µL	Dilution Factor :	1
GPC Clean up (Y/N):	pH:		

Concentration Units (ug/L or ug/kg dry weight) : ug/kg

CAS NO	COMPOUND		Q
12674-11-2	PCB-1016	140	
11104-28-2	PCB-1221	17	U
11141-16-5	PCB-1232	17	U
53469-21-9	PCB-1242	17	U
12672-29-6	PCB-1248	17	U
11097-69-1	PCB-1254	17	U
11096-82-5	PCB-1260	160	

GPL Laboratories

MS/MSD RECOVERY

SAMPLE NO
SB-542-550-0.5MSD

Lab Name : GPL Laboratories SDG NO : 810185 Method : SW8082

Lab Code : GPL Lab Sample ID : 810185-005-005-1/1MSD Matrix : SOIL Analysis Date : 10/28/2008

Compound	Spike Added (ug/kg)		CONCENTRATION (ug/kg)			%RECOVERY		# % RPD	RPD Limit	QC Limits
	MS	MSD	Sample	MS	MSD	MS	MSD			
PCB-1016	200	200	0.0	160	170	81	84	4	20	40-140
PCB-1260	200	200	0.0	180	230	92	115	22 *	15	60-130

5 of 16

Column to be used to flag recovery and RPD Values with an asterisk.

* Values Outside of QC Limits.

RPD 1 Out of 2 Outside Limit
Spike Recovery : 0 Out of 4 outside limit

GPL Laboratories

GPL
FORM 1
ANALYSIS DATA SHEET

SAMPLE NO
SB-542-550-0.5MS

Lab Name :	GPL Laboratories	Client. :	Tetra Tech NUS
Lab Code :	GPL	SAS NO. :	
Case No. :		SDG NO :	810185
Matrix : (Soil / Water)	SOIL	Lab Sample ID :	810185-005-005-1/1MS
Sample Volume :	30.01	Lab File ID :	U0316988.D
% Moisture:	15.06	Date Received	10/23/2008
Extraction:	SW3550	Date Extracted:	10/27/2008
Extract Volume:	10 mL	Date Analyzed	10/28/2008
Injection Volume :	1 µL	Dilution Factor :	1
GPC Clean up (Y/N):	pH:		

Concentration Units (ug/L or ug/kg dry weight) : ug/kg

CAS NO	COMPOUND		Q
12674-11-2	PCB-1016	160	
11104-28-2	PCB-1221	20	U
11141-16-5	PCB-1232	20	U
53469-21-9	PCB-1242	20	U
12672-29-6	PCB-1248	20	U
11097-69-1	PCB-1254	20	U
11096-82-5	PCB-1260	180	

GPL Laboratories

GPL
FORM I
ANALYSIS DATA SHEET

SAMPLE NO
SB-542-550-0.5MSD

Lab Name :	GPL Laboratories	Client. :	Tetra Tech NUS
Lab Code :	GPL	SAS NO. :	
Case No. :		SDG NO :	810185
Matrix : (Soil / Water)	SOIL	Lab Sample ID :	810185-005-005-1/1MSD
Sample Volume :	30	Lab File ID :	U0316989.D
% Moisture:	15.06	Date Received	10/23/2008
Extraction:	SW3550	Date Extracted:	10/27/2008
Extract Volume:	10 mL	Date Analyzed	10/28/2008
Injection Volume :	1 µL	Dilution Factor :	1
GPC Clean up (Y/N):	pH:		

Concentration Units (ug/L or ug/kg dry weight) : ug/kg

CAS NO	COMPOUND		Q
12674-11-2	PCB-1016	170	
11104-28-2	PCB-1221	20	U
11141-16-5	PCB-1232	20	U
53469-21-9	PCB-1242	20	U
12672-29-6	PCB-1248	20	U
11097-69-1	PCB-1254	20	U
11096-82-5	PCB-1260	230	

Surrogate Recovery Summary

Matrix : SOIL

Analytical Method : SW8082

SDG No : 810185

Surrogate	CL10BZ2	XYL2456CLM
Lower QC Limits	30	49
Upper QC Limits	144	133
Sample ID		
BKS106312	87	90
	86	97
BLK106312	80	97
	81	95
SB-542-2	84	92
	84	91
SB-542-3	82	87
	82	87
SB-542-4	82	95
SB-542-550-0.5	65	74
	63	71
SB-542-550-0.5MS	77	86
	76	84
SB-542-550-0.5MSD	81	87
	81	89
SB-542-550.5-1	78	85
	76	89
SB-550-2	86	93
	84	93
SB-550-550.5-1	81	90
	82	91
SB-551-550-0.5	81	92
	69	100
SB-551-SS[CS]	81	89
	83	87
SB-552-550-0.5	68	94
	65	92
SB-552-550.5-1	64	99
	62	97

3 of 16

* Value outside of QC Limts

CL10BZ2 = Decachlorobiphenyl XYL2456CLM = Tetrachloro-m-xylene

Surrogate Recovery Summary

Matrix : SOIL Analytical Method : SW8082 SDG No : 810185

Surrogate	CL10BZ2	XYL2456CLM
Lower QC Limits	30	49
Upper QC Limits	144	133
Sample ID		
SB-552-550.5-1	67	104
	68	100
SB-552-550.5-1	60	87
	58	88
SB-567-550-0.5	76	82
	78	83
SB-567-550.5-1	90	102
	91	101
SB-567-550.5-1	84	93
	82	93

* Value outside of QC Limts

CL10BZ2 = Decachlorobiphenyl XYL2456CLM = Tetrachloro-m-xylene

Response Factor Report Instrumen

Method : I:\GCDATA\METHODS\U_ICAL\080408AU.M (Chemstation Integrator)
Title : 8082_PCB_Method / 608_PCB
Last Update : Tue Aug 05 12:52:18 2008

Calibration Files
P005 =U0316141.D P025 =U0316140.D P050 =U0316139.D
P075 =U0316138.D P100 =U0316137.D P001 =U0316142.D

		Compound	P005	P025	P050	P075	P100	P001	Avg		%RSD
1)	S	Tetrachloro-m-xylen	0.901	1.085	1.090	1.231	1.129	0.977	1.069	E7	10.85
2)	S	Decachlorobiphenyl	1.465	1.456	1.309	1.533	1.314	1.448	1.421	E7	6.33
3)	L1	AR1016	4.687	4.814	4.084	4.897	3.813	4.611	4.484	E5	9.71
4)	L1	AR1016 (2)	6.331	7.040	5.572	6.988	5.600	6.014	6.257	E5	10.39
5)	L1	AR1016 (3)	3.759	3.910	3.798	4.080	3.548	3.650	3.791	E5	4.98
6)	L1	AR1016 (4)	2.167	2.573	2.442	2.556	2.272	2.321	2.389	E5	6.81
7)	L1	AR1016 (5)	3.018	2.960	2.810	3.145	2.729	3.203	2.978	E5	6.20
8)	L2	AR1221	1.287	1.268	1.174	1.114	1.106	1.479	1.238	E5	11.33
9)	L2	AR1221 (2)	5.494	6.425	5.413	4.816	4.775	5.147	5.345	E4	11.34
10)	L2	AR1221 (3)	3.289	3.140	3.052	2.942	2.975	3.604	3.167	E5	7.83
11)	L3	AR1232	8.065	7.087	8.024	7.761	7.085	7.864	7.648	E4	5.87
12)	L3	AR1232 (2)	1.173	0.938	0.935	0.752	0.770	1.150	0.953	E5	18.89
13)	L3	AR1232 (3)	1.025	0.969	0.948	1.014	0.926	0.974	0.976	E5	3.86
14)	L3	AR1232 (4)	1.558	1.338	1.148	1.321	1.222	1.678	1.378	E5	14.66
15)	L3	AR1232 (5)	6.326	6.807	7.000	6.779	6.606	5.658	6.529	E4	7.40
16)	L4	AR1242	1.369	1.306	1.444	1.477	1.391	1.362	1.391	E5	4.41
17)	L4	AR1242 (2)	4.777	4.486	4.696	4.198	4.180	4.633	4.495	E5	5.68
18)	L4	AR1242 (3)	1.500	1.390	1.429	1.419	1.345	1.422	1.417	E5	3.60
19)	L4	AR1242 (4)	1.515	1.450	1.453	1.396	1.479	1.520	1.469	E5	3.16
20)	L4	AR1242 (5)	9.260	8.795	9.219	8.702	8.702	9.700	9.063	E4	4.42
21)	L5	AR1248	3.144	2.910	2.666	2.757	2.547	3.372	2.899	E5	10.71
22)	L5	AR1248 (2)	2.408	2.264	2.305	2.257	2.127	2.540	2.317	E5	6.12
23)	L5	AR1248 (3)	2.492	2.342	2.425	2.379	2.318	2.614	2.428	E5	4.53
24)	L5	AR1248 (4)	2.332	2.207	2.274	2.220	2.199	2.687	2.320	E5	8.05
25)	L5	AR1248 (5)	1.722	1.793	1.677	1.733	1.769	2.019	1.785	E5	6.79
26)	L6	AR1254	5.269	4.656	4.376	4.287	4.206	6.034	4.805	E5	14.90
27)	L6	AR1254 (2)	8.256	7.810	7.004	7.027	7.002	8.146	7.541	E5	7.94
28)	L6	AR1254 (3)	7.411	7.414	6.820	6.971	7.046	8.336	7.333	E5	7.46
29)	L6	AR1254 (4)	8.094	8.201	7.580	7.782	7.643	9.130	8.071	E5	7.11
30)	L6	AR1254 (5)	3.380	3.422	3.190	3.307	3.431	3.931	3.444	E5	7.40
31)	L7	AR1260	7.619	7.224	6.598	7.342	6.333	8.278	7.232	E5	9.71
32)	L7	AR1260 (2)	1.362	1.345	1.265	1.448	1.253	1.358	1.338	E6	5.35
33)	L7	AR1260 (3)	1.057	1.032	1.027	1.128	0.935	1.083	1.043	E6	6.22
34)	L7	AR1260 (4)	1.623	1.624	1.556	1.857	1.588	1.710	1.660	E6	6.60
35)	L7	AR1260 (5)	7.137	7.667	7.071	8.780	7.567	7.184	7.568	E5	8.48
36)	L8	AR1268			6.413				6.413	E5	0.00
37)	L8	AR1268 (2)			7.422				7.422	E5	0.00
38)	L8	AR1268 (3)			4.857				4.857	E5	0.00
39)	L8	AR1268 (4)			5.451				5.451	E5	0.00
40)	L8	AR1268 (5)			7.029				7.029	E5	0.00
41)	L9	AR1262			1.125				1.125	E6	0.00
42)	L9	AR1262(2)			6.360				6.360	E5	0.00
43)	L9	AR1262(3)			1.162				1.162	E6	0.00
44)	L9	AR1262(4)			1.209				1.209	E6	0.00
45)	L9	AR1262(5)			8.809				8.809	E5	0.00

Signal #2 Calibration Files
P005 =U0316141.D P025 =U0316140.D P050 =U0316139.D
P075 =U0316138.D P100 =U0316137.D P001 =U0316142.D

		Compound	P005	P025	P050	P075	P100	P001	Avg		%RSD
1)	S	Tetrachloro-m-xylen	1.905	2.143	2.436	2.930	2.653	1.889	2.326	E7	18.09
2)	S	Decachlorobiphenyl	2.764	2.943	2.756	3.334	2.911	2.637	2.891	E7	8.44
3)	L1	AR1016	1.208	1.168	1.100	1.187	1.047	1.250	1.160	E6	6.39
4)	L1	AR1016 (2)	0.953	0.950	0.937	1.006	0.890	1.024	0.960	E6	5.05
5)	L1	AR1016 (3)	5.157	5.535	5.632	6.237	5.571	5.379	5.585	E5	6.48
6)	L1	AR1016 (4)	7.070	7.101	6.967	7.693	6.905	7.168	7.151	E5	3.95
7)	L1	AR1016 (5)	6.331	6.570	6.802	7.511	6.893	6.665	6.795	E5	5.91

(#) = Out of Range
080408AU.M Tue Aug 05 12:52:30 2008 1

Response Factor Report Instrumen

Method : I:\GCDATA\METHODS\U_ICAL\080408AU.M (Chemstation Integrator)
Title : 8082_PCB_Method / 608_PCB
Last Update : Tue Aug 05 12:52:18 2008

Calibration Files
P005 =U0316141.D P025 =U0316140.D P050 =U0316139.D
P075 =U0316138.D P100 =U0316137.D P001 =U0316142.D

	Compound	P005	P025	P050	P075	P100	P001	Avg		%RSD
8)	L2 AR1221	3.065	3.052	2.831	2.838	2.752	3.366	2.984	E5	7.57
9)	L2 AR1221 (2)	2.184	2.115	1.958	2.015	1.877	2.487	2.106	E5	10.28
10)	L2 AR1221 (3)	0.871	0.821	0.761	0.761	0.715	1.004	0.822	E6	12.67
11)	L3 AR1232	1.166	1.131	1.122	1.075	1.138	1.115	1.125	E5	2.67
12)	L3 AR1232 (2)	2.459	2.077	2.022	1.991	1.890	2.451	2.149	E5	11.42
13)	L3 AR1232 (3)	1.998	1.853	1.877	1.937	1.988	2.098	1.958	E5	4.57
14)	L3 AR1232 (4)	1.537	1.542	1.650	1.643	1.694	1.541	1.601	E5	4.33
15)	L3 AR1232 (5)	3.494	3.166	3.361	3.430	3.493	3.320	3.377	E5	3.70
16)	L4 AR1242	3.293	3.322	3.246	3.335	3.097	3.414	3.285	E5	3.26
17)	L4 AR1242 (2)	1.849	1.791	1.836	1.877	1.924	1.939	1.869	E6	2.98
18)	L4 AR1242 (3)	4.437	4.091	3.933	3.868	3.905	4.739	4.162	E5	8.45
19)	L4 AR1242 (4)	6.327	6.004	5.996	5.834	5.934	6.690	6.131	E5	5.22
20)	L4 AR1242 (5)	5.999	6.030	6.743	6.273	6.613	5.936	6.266	E5	5.45
21)	L5 AR1248	8.443	7.401	7.915	7.274	7.062	9.280	7.896	E5	10.66
22)	L5 AR1248 (2)	9.293	8.922	9.673	9.183	9.003	9.723	9.300	E5	3.61
23)	L5 AR1248 (3)	6.475	6.337	6.966	6.656	6.671	7.939	6.841	E5	8.45
24)	L5 AR1248 (4)	5.254	4.746	5.200	4.994	5.038	6.431	5.277	E5	11.24
25)	L5 AR1248 (5)	3.301	3.810	4.097	4.079	4.192	3.429	3.818	E5	9.83
26)	L6 AR1254	1.098	1.141	1.064	1.062	1.049	1.164	1.096	E6	4.30
27)	L6 AR1254 (2)	1.258	1.327	1.178	1.184	1.173	1.374	1.249	E6	6.90
28)	L6 AR1254 (3)	1.831	1.988	1.873	1.934	1.950	1.957	1.922	E6	3.05
29)	L6 AR1254 (4)	1.670	1.793	1.693	1.760	1.770	1.782	1.745	E6	2.90
30)	L6 AR1254 (5)	1.746	1.881	1.837	1.944	1.973	1.698	1.846	E6	5.88
31)	L7 AR1260	1.910	1.810	1.684	1.942	1.671	2.020	1.840	E6	7.75
32)	L7 AR1260 (2)	2.306	2.379	2.280	2.683	2.147	2.381	2.363	E6	7.56
33)	L7 AR1260 (3)	1.473	1.547	1.457	1.781	1.534	1.530	1.554	E6	7.54
34)	L7 AR1260 (4)	3.420	3.697	3.682	2.863	2.147	3.323	3.189	E6	18.62
35)	L7 AR1260 (5)	2.024	2.343	2.284	2.751	2.147	1.972	2.254	E6	12.54
36)	L8 AR1268			1.607				1.607	E6	0.00
37)	L8 AR1268 (2)			6.219				6.219	E5	0.00
38)	L8 AR1268 (3)			4.222				4.222	E6	0.00
39)	L8 AR1268 (4)			1.057				1.057	E6	0.00
40)	L8 AR1268 (5)			1.501				1.501	E6	0.00
41)	L9 AR1262#2			2.249				2.249	E6	0.00
42)	L9 AR1262(2)#2			3.547				3.547	E6	0.00
43)	L9 AR1262(3)#2			2.694				2.694	E6	0.00
44)	L9 AR1262(4)#2			4.094				4.094	E6	0.00
45)	L9 AR1262(5)#2			1.836				1.836	E6	0.00

(#) = Out of Range

Evaluate Continuing Calibration Report

Signal #1 : H:\GCDATA\U\102808\U0316980.D\ECD1A.CH Vial: 1
Signal #2 : H:\GCDATA\U\102808\U0316980.D\ECD2B.CH
Acq On : 10-28-08 13:35:58 Operator: AA
Sample : AR1660-3 Inst : Instrumen
Misc : 8082 STD Multiplr: 1.00
IntFile Signal #1: autoint1.e IntFile Signal #2: autoint2.e

Method : H:\GCDATA\METHODS\U_ICAL\080408AU.M (Chemstation Integrator)
Title : 8082_PCB_Method / 608_PCB
Last Update : Wed Oct 29 12:14:54 2008
Response via : Multiple Level Calibration

Min. RRF : 0.000 Min. Rel. Area : 50% Max. R.T. Dev 0.50min
Max. RRF Dev : 15% Max. Rel. Area : 150%

		Compound	AvgRF	CCRF		%Dev	Area%	Dev(min)
1	S	Tetrachloro-m-xylene	10.687	10.497	E6	1.8	0#	0.00
2	S	Decachlorobiphenyl	14.207	11.782	E6	17.1#	0#	0.00
3	L1	AR1016	448.402	403.387	E3	10.0	0#	0.00
4	L1	AR1016 (2)	625.726	561.745	E3	10.2	0#	0.00
5	L1	AR1016 (3)	379.079	345.436	E3	8.9	0#	0.00
6	L1	AR1016 (4)	238.873	213.996	E3	10.4	0#	0.00
7	L1	AR1016 (5)	297.773	277.760	E3	6.7	0#	0.00
31	L7	AR1260	723.247	656.362	E3	9.2	0#	0.00
32	L7	AR1260 (2)	1.338	1.201	E6	10.2	0#	0.00
33	L7	AR1260 (3)	1.043	0.929	E6	10.9	0#	0.00
34	L7	AR1260 (4)	1.660	1.448	E6	12.8	0#	0.00
35	L7	AR1260 (5)	756.756	659.237	E3	12.9	0#	0.00
		Signal #2						
1	S	Tetrachloro-m-xylene	23.259	22.799	E6	2.0	0#	-0.01
2	S	Decachlorobiphenyl	28.909	24.485	E6	15.3#	0#	0.00
3	L1	AR1016	1.160	1.048	E6	9.7	0#	-0.01
4	L1	AR1016 (2)	960.037	832.623	E3	13.3	0#	-0.01
5	L1	AR1016 (3)	558.518	511.934	E3	8.3	0#	0.00
6	L1	AR1016 (4)	715.065	637.984	E3	10.8	0#	-0.01
7	L1	AR1016 (5)	679.519	604.901	E3	11.0	0#	0.00
31	L7	AR1260	1.840	1.618	E6	12.1	0#	0.00
32	L7	AR1260 (2)	2.363	2.132	E6	9.8	0#	0.00
33	L7	AR1260 (3)	1.554	1.299	E6	16.4#	0#	0.00
34	L7	AR1260 (4)	3.189	3.315	E6	-4.0	0#	0.00
35	L7	AR1260 (5)	2.254	2.060	E6	8.6	0#	0.00

Evaluate Continuing Calibration Report

Signal #1 : H:\GCDATA\U\102808\U0316993.D\ECD1A.CH Vial: 13
Signal #2 : H:\GCDATA\U\102808\U0316993.D\ECD2B.CH
Acq On : 10-28-08 20:41:03 Operator: AA
Sample : AR1660-3 Inst : Instrumen
Misc : 8082 STD Multiplr: 1.00
IntFile Signal #1: autoint1.e IntFile Signal #2: autoint2.e

Method : H:\GCDATA\METHODS\U_ICAL\080408AU.M (Chemstation Integrator)
Title : 8082_PCB_Method / 608_PCB
Last Update : Wed Oct 29 12:14:54 2008
Response via : Multiple Level Calibration

Min. RRF : 0.000 Min. Rel. Area : 50% Max. R.T. Dev 0.50min
Max. RRF Dev : 15% Max. Rel. Area : 150%

		Compound	AvgRF	CCRF	%Dev	Area%	Dev(min)
1	S	Tetrachloro-m-xylene	10.687	9.945 E6	6.9	0#	0.07
2	S	Decachlorobiphenyl	14.207	14.056 E6	1.1	0#	0.00
3	L1	AR1016	448.402	410.347 E3	8.5	0#	0.03
4	L1	AR1016 (2)	625.726	570.481 E3	8.8	0#	0.01
5	L1	AR1016 (3)	379.079	350.238 E3	7.6	0#	0.01
6	L1	AR1016 (4)	238.873	231.985 E3	2.9	0#	0.00
7	L1	AR1016 (5)	297.773	276.924 E3	7.0	0#	0.00
31	L7	AR1260	723.247	658.636 E3	8.9	0#	0.00
32	L7	AR1260 (2)	1.338	1.244 E6	7.0	0#	0.00
33	L7	AR1260 (3)	1.043	0.948 E6	9.1	0#	0.00
34	L7	AR1260 (4)	1.660	1.618 E6	2.5	0#	0.00
35	L7	AR1260 (5)	756.756	755.701 E3	0.1	0#	0.00
		Signal #2					
1	S	Tetrachloro-m-xylene	23.259	22.141 E6	4.8	0#	0.07
2	S	Decachlorobiphenyl	28.909	29.649 E6	-2.6	0#	0.00
3	L1	AR1016	1.160	1.048 E6	9.7	0#	0.03
4	L1	AR1016 (2)	960.037	848.187 E3	11.7	0#	0.00
5	L1	AR1016 (3)	558.518	512.523 E3	8.2	0#	0.00
6	L1	AR1016 (4)	715.065	640.257 E3	10.5	0#	0.00
7	L1	AR1016 (5)	679.519	608.857 E3	10.4	0#	0.00
31	L7	AR1260	1.840	1.636 E6	11.1	0#	0.00
32	L7	AR1260 (2)	2.363	2.153 E6	8.9	0#	0.00
33	L7	AR1260 (3)	1.554	1.401 E6	9.8	0#	0.00
34	L7	AR1260 (4)	3.189	3.439 E6	-7.8	0#	0.00
35	L7	AR1260 (5)	2.254	2.209 E6	2.0	0#	0.00

Evaluate Continuing Calibration Report

Signal #1 : H:\GCDATA\U\103008\U0317043.D\ECD1A.CH Vial: 37
Signal #2 : H:\GCDATA\U\103008\U0317043.D\ECD2B.CH
Acq On : 10-30-08 05:46:47 Operator: AA
Sample : AR1660-3 Inst : Instrumen
Misc : 8082 STD Multiplr: 1.00
IntFile Signal #1: autoint1.e IntFile Signal #2: autoint2.e

Method : H:\GCDATA\METHODS\U_ICAL\080408AU.M (Chemstation Integrator)
Title : 8082_PCB_Method / 608_PCB
Last Update : Wed Oct 29 12:14:54 2008
Response via : Multiple Level Calibration

Min. RRF : 0.000 Min. Rel. Area : 50% Max. R.T. Dev 0.50min
Max. RRF Dev : 15% Max. Rel. Area : 150%

		Compound	AvgRF	CCRF		%Dev	Area%	Dev(min)
1	S	Tetrachloro-m-xylene	10.687	10.321	E6	3.4	0#	0.07
2	S	Decachlorobiphenyl	14.207	13.757	E6	3.2	0#	-0.01
3	L1	AR1016	448.402	421.195	E3	6.1	0#	0.03
4	L1	AR1016 (2)	625.726	518.349	E3	17.2#	0#	0.01
5	L1	AR1016 (3)	379.079	369.739	E3	2.5	0#	0.01
6	L1	AR1016 (4)	238.873	226.095	E3	5.3	0#	0.00
7	L1	AR1016 (5)	297.773	281.295	E3	5.5	0#	0.00
31	L7	AR1260	723.247	647.453	E3	10.5	0#	0.00
32	L7	AR1260 (2)	1.338	1.241	E6	7.2	0#	0.00
33	L7	AR1260 (3)	1.043	0.964	E6	7.6	0#	0.00
34	L7	AR1260 (4)	1.660	1.539	E6	7.3	0#	0.00
35	L7	AR1260 (5)	756.756	719.452	E3	4.9	0#	0.00
		Signal #2						
1	S	Tetrachloro-m-xylene	23.259	21.777	E6	6.4	0#	0.07
2	S	Decachlorobiphenyl	28.909	27.896	E6	3.5	0#	0.00
3	L1	AR1016	1.160	1.024	E6	11.7	0#	0.03
4	L1	AR1016 (2)	960.037	812.484	E3	15.4#	0#	0.00
5	L1	AR1016 (3)	558.518	502.728	E3	10.0	0#	0.00
6	L1	AR1016 (4)	715.065	625.966	E3	12.5	0#	0.00
7	L1	AR1016 (5)	679.519	592.394	E3	12.8	0#	0.00
31	L7	AR1260	1.840	1.532	E6	16.7#	0#	0.00
32	L7	AR1260 (2)	2.363	2.084	E6	11.8	0#	0.00
33	L7	AR1260 (3)	1.554	1.351	E6	13.1	0#	0.00
34	L7	AR1260 (4)	3.189	3.429	E6	-7.5	0#	0.00
35	L7	AR1260 (5)	2.254	2.096	E6	7.0	0#	0.00

(#) = Out of Range SPCC's out = 0 CCC's out = 0
U0317043.D 080408AU.M Fri Oct 31 11:02:12 2008 7

Evaluate Continuing Calibration Report

Signal #1 : I:\GCDATA\U\103008\U0317056.D\ECD1A.CH Vial: 9
Signal #2 : I:\GCDATA\U\103008\U0317056.D\ECD2B.CH
Acq On : 10-30-08 16:20:14 Operator: AA
Sample : AR1660-3 Inst : Instrumen
Misc : 8082 STD Multiplr: 1.00
IntFile Signal #1: autoint1.e IntFile Signal #2: autoint2.e

Method : H:\GCDATA\METHODS\U_ICAL\080408AU.M (Chemstation Integrator)
Title : 8082_PCB_Method / 608_PCB
Last Update : Wed Oct 29 12:14:54 2008
Response via : Multiple Level Calibration

Min. RRF : 0.000 Min. Rel. Area : 50% Max. R.T. Dev 0.50min
Max. RRF Dev : 15% Max. Rel. Area : 150%

		Compound	AvgRF	CCRF		%Dev	Area%	Dev(min)
1	S	Tetrachloro-m-xylene	10.687	10.225	E6	4.3	0#	0.00
2	S	Decachlorobiphenyl	14.207	12.347	E6	13.1	0#	-0.01
3	L1	AR1016	448.402	405.175	E3	9.6	0#	0.02
4	L1	AR1016 (2)	625.726	515.437	E3	17.6#	0#	0.00
5	L1	AR1016 (3)	379.079	347.995	E3	8.2	0#	0.00
6	L1	AR1016 (4)	238.873	208.676	E3	12.6	0#	0.00
7	L1	AR1016 (5)	297.773	256.719	E3	13.8	0#	0.00
31	L7	AR1260	723.247	588.779	E3	18.6#	0#	0.00
32	L7	AR1260 (2)	1.338	1.130	E6	15.5#	0#	0.00
33	L7	AR1260 (3)	1.043	0.877	E6	15.9#	0#	0.00
34	L7	AR1260 (4)	1.660	1.401	E6	15.6#	0#	0.00
35	L7	AR1260 (5)	756.756	691.031	E3	8.7	0#	0.00
		Signal #2						
1	S	Tetrachloro-m-xylene	23.259	21.050	E6	9.5	0#	0.00
2	S	Decachlorobiphenyl	28.909	25.945	E6	10.3	0#	0.00
3	L1	AR1016	1.160	0.990	E6	14.7	0#	0.00
4	L1	AR1016 (2)	960.037	758.172	E3	21.0#	0#	0.00
5	L1	AR1016 (3)	558.518	480.623	E3	13.9	0#	0.00
6	L1	AR1016 (4)	715.065	588.097	E3	17.8#	0#	0.00
7	L1	AR1016 (5)	679.519	568.177	E3	16.4#	0#	0.00
31	L7	AR1260	1.840	1.461	E6	20.6#	0#	-0.01
32	L7	AR1260 (2)	2.363	1.971	E6	16.6#	0#	-0.01
33	L7	AR1260 (3)	1.554	1.208	E6	22.3#	0#	0.00
34	L7	AR1260 (4)	3.189	3.111	E6	2.4	0#	0.00
35	L7	AR1260 (5)	2.254	1.949	E6	13.5	0#	0.00

Evaluate Continuing Calibration Report

Signal #1 : H:\GCDATA\U\103008\U0317067.D\ECD1A.CH Vial: 20
Signal #2 : H:\GCDATA\U\103008\U0317067.D\ECD2B.CH
Acq On : 10-30-08 22:12:36 Operator: AA
Sample : AR1660-3 Inst : Instrumen
Misc : 8082 STD Multiplr: 1.00
IntFile Signal #1: autoint1.e IntFile Signal #2: autoint2.e

Method : H:\GCDATA\METHODS\U_ICAL\080408AU.M (Chemstation Integrator)
Title : 8082_PCB_Method / 608_PCB
Last Update : Wed Oct 29 12:14:54 2008
Response via : Multiple Level Calibration

Min. RRF : 0.000 Min. Rel. Area : 50% Max. R.T. Dev 0.50min
Max. RRF Dev : 15% Max. Rel. Area : 150%

		Compound	AvgRF	CCRF	%Dev	Area%	Dev(min)
1	S	Tetrachloro-m-xylene	10.687	10.170 E6	4.8	0#	0.00
2	S	Decachlorobiphenyl	14.207	12.722 E6	10.5	0#	-0.01
3	L1	AR1016	448.402	398.251 E3	11.2	0#	0.00
4	L1	AR1016 {2}	625.726	622.329 E3	0.5	0#	0.00
5	L1	AR1016 {3}	379.079	355.452 E3	6.2	0#	0.00
6	L1	AR1016 {4}	238.873	221.817 E3	7.1	0#	0.00
7	L1	AR1016 {5}	297.773	262.676 E3	11.8	0#	-0.01
31	L7	AR1260	723.247	617.767 E3	14.6	0#	-0.01
32	L7	AR1260 {2}	1.338	1.167 E6	12.8	0#	-0.02
33	L7	AR1260 {3}	1.043	0.908 E6	12.9	0#	-0.01
34	L7	AR1260 {4}	1.660	1.437 E6	13.4	0#	-0.01
35	L7	AR1260 {5}	756.756	655.422 E3	13.4	0#	-0.01
		Signal #2					
1	S	Tetrachloro-m-xylene	23.259	21.663 E6	6.9	0#	0.00
2	S	Decachlorobiphenyl	28.909	26.926 E6	6.9	0#	0.00
3	L1	AR1016	1.160	0.994 E6	14.3	0#	0.00
4	L1	AR1016 {2}	960.037	807.426 E3	15.9#	0#	0.00
5	L1	AR1016 {3}	558.518	481.795 E3	13.7	0#	0.00
6	L1	AR1016 {4}	715.065	612.558 E3	14.3	0#	0.00
7	L1	AR1016 {5}	679.519	575.411 E3	15.3#	0#	0.00
31	L7	AR1260	1.840	1.495 E6	18.8#	0#	-0.01
32	L7	AR1260 {2}	2.363	2.039 E6	13.7	0#	0.00
33	L7	AR1260 {3}	1.554	1.294 E6	16.7#	0#	0.00
34	L7	AR1260 {4}	3.189	3.281 E6	-2.9	0#	0.00
35	L7	AR1260 {5}	2.254	2.050 E6	9.1	0#	0.00

Tetra Tech NUS **INTERNAL CORRESPONDENCE**

TO: **M. MARTIN** **DATE:** **APRIL 16th, 2009**

FROM: **MEGAN CARSON** **COPIES:** **DV FILE**

SUBJECT: **ORGANIC DATA VALIDATION- PCB**
LOCKHEED MIDDLE RIVER
SDG 810186

SAMPLES: 13/Soil

DUP-8	SB-541-2	SB-541-SS0.5-1	SB-541-SS0-0.5
SB-544-2	SB-544-SS0.5-1	SB-544-SS0-0.5	SB-546-2
SB-546-SS0.5-1	SB-546-SS0-0.5	SB-550-SS0-0.5	SB-551-2
SB-551-SS0.5-1			

Overview

The sample set for Lockheed Middle River, SDG 810186 consists of thirteen (13) soil samples. The samples were analyzed for polychlorinated biphenyls (PCB).

The samples were collected by GPL Laboratories, LLLP on October 23rd, 2008 and analyzed by GPL Laboratories, LLLP. All analyses were conducted in accordance with SW-846 Method 8082 analytical and reporting protocols. This SDG had one field duplicate pairs: DUP8/SB-546-2.

The data contained in this SDG were validated with regard to the following parameters: data completeness, holding times, initial/continuing calibrations, laboratory method blank results, surrogate spike recoveries, blank spike results, matrix spike / matrix spike duplicate results, chromatographic resolution, compound identification, compound quantitation, field duplicates and detection limits. Areas of concern are listed below.

Major

- None.

Minor

- None.

Notes

The matrix spike and matrix spike duplicate for sample SB-546-SS0.5-1 had a relative percent difference greater than the quality control limit of 15%for Aroclor 1260. No validation action was warranted as sample results were non-detects.

Field duplicate evaluations were within quality control limits.

Executive Summary

Laboratory Performance: None.

Other Factors Affecting Data Quality: None.

The data for these analyses were reviewed with reference to Region III modifications to U.S. EPA National Functional Guidelines for Organic Data Validation (Sept. 1994). The text of this report has been formulated to address only those problem areas affecting data quality.

Tetra Tech NUS
Megan Carson
Chemist/Data Validator

Tetra Tech NUS
Joseph A. Samchuck
Quality Assurance Officer

Attachments:
Appendix A – Qualified Analytical Results
Appendix B – Results as Reported by the Laboratory
Appendix C – Support Documentation

Appendix A

Qualified Analytical Results

PROJ_NO: 02135	NSAMPLE	DUP-8			SB-541-2			SB-541-SS0.5-1			SB-541-SS0-0.5		
SDG: 810186	LAB_ID	810186-010			810186-013			810186-012			810186-011		
FRACTION: PEST/PCB	SAMP_DATE	10/23/2008			10/23/2008			10/23/2008			10/23/2008		
MEDIA: SOIL	QC_TYPE	NM			NM			NM			NM		
	UNITS	UG/KG			UG/KG			UG/KG			UG/KG		
	PCT_SOLIDS	85.7			81.7			81.6			81.5		
	DUP_OF	SB-546-2											
PARAMETER		RESULT	VQL	QLCD	RESULT	VQL	QLCD	RESULT	VQL	QLCD	RESULT	VQL	QLCD
AROCLOR-1016		19	U		20	U		20	U		20	U	
AROCLOR-1221		19	U		20	U		20	U		20	U	
AROCLOR-1232		19	U		20	U		20	U		20	U	
AROCLOR-1242		19	U		20	U		20	U		20	U	
AROCLOR-1248		19	U		20	U		20	U		20	U	
AROCLOR-1254		19	U		20	U		20	U		20	U	
AROCLOR-1260		19	U		20	U		20	U		20	U	

PROJ_NO: 02135	NSAMPLE	SB-544-2			SB-544-SS0.5-1			SB-544-SS0-0.5			SB-546-2		
SDG: 810186	LAB_ID	810186-019			810186-018			810186-017			810186-007		
FRACTION: PEST/PCB	SAMP_DATE	10/23/2008			10/23/2008			10/23/2008			10/23/2008		
MEDIA: SOIL	QC_TYPE	NM			NM			NM			NM		
	UNITS	UG/KG			UG/KG			UG/KG			UG/KG		
	PCT_SOLIDS	82.5			83.7			87.2			85.2		
	DUP_OF												
PARAMETER		RESULT	VQL	QLCD	RESULT	VQL	QLCD	RESULT	VQL	QLCD	RESULT	VQL	QLCD
AROCLOR-1016		20	U		20	U		19	U		20	U	
AROCLOR-1221		20	U		20	U		19	U		20	U	
AROCLOR-1232		20	U		20	U		19	U		20	U	
AROCLOR-1242		20	U		20	U		19	U		20	U	
AROCLOR-1248		20	U		20	U		19	U		20	U	
AROCLOR-1254		20	U		20	U		19	U		20	U	
AROCLOR-1260		20	U		20	U		19	U		20	U	

PROJ_NO: 02135	NSAMPLE	SB-546-SS0.5-1			SB-546-SS0-0.5			SB-550-SS0-0.5			SB-551-2		
SDG: 810186	LAB_ID	810186-006			810186-005			810186-016			810186-002		
FRACTION: PEST/PCB	SAMP_DATE	10/23/2008			10/23/2008			10/23/2008			10/23/2008		
MEDIA: SOIL	QC_TYPE	NM			NM			NM			NM		
	UNITS	UG/KG			UG/KG			UG/KG			UG/KG		
	PCT_SOLIDS	90.2			90.0			86.1			80.3		
	DUP_OF												
PARAMETER		RESULT	VQL	QLCD	RESULT	VQL	QLCD	RESULT	VQL	QLCD	RESULT	VQL	QLCD
AROCLOR-1016		18	U		19	U		19	U		21	U	
AROCLOR-1221		18	U		19	U		19	U		21	U	
AROCLOR-1232		18	U		19	U		19	U		21	U	
AROCLOR-1242		18	U		19	U		19	U		21	U	
AROCLOR-1248		18	U		19	U		19	U		21	U	
AROCLOR-1254		18	U		19	U		19	U		21	U	
AROCLOR-1260		18	U		19	U		19	U		21	U	

PROJ_NO: 02135	NSAMPLE	SB-551-SS0.5-1
SDG: 810186	LAB_ID	810186-001
FRACTION: PEST/PCB	SAMP_DATE	10/23/2008
MEDIA: SOIL	QC_TYPE	NM
	UNITS	UG/KG
	PCT_SOLIDS	83.2
	DUP_OF	

PARAMETER	RESULT	VQL	QLCD
AROCLOR-1016	20	U	
AROCLOR-1221	20	U	
AROCLOR-1232	20	U	
AROCLOR-1242	20	U	
AROCLOR-1248	20	U	
AROCLOR-1254	20	U	
AROCLOR-1260	20	U	

Appendix B

Results as Reported by the Laboratory

GPL Laboratories

GPL
FORM I
ANALYSIS DATA SHEET

SAMPLE NO
SB-551-550.5-1

Lab Name :	GPL Laboratories	Client. :	Tetra Tech NUS
Lab Code :	GPL	SAS NO. :	
Case No. :		SDG NO :	810186
Matrix : (Soil / Water)	SOIL	Lab Sample ID :	810186-001-001-1/1
Sample Volume :	29.99	Lab File ID :	V028026.D
% Moisture:	16.76	Date Received	10/23/2008
Extraction:	SW3550	Date Extracted:	10/28/2008
Extract Volume:	10 mL	Date Analyzed	10/29/2008
Injection Volume :	1 µL	Dilution Factor :	1
GPC Clean up (Y/N):	pH:		

Concentration Units (ug/L or ug/kg dry weight) : ug/kg

CAS NO	COMPOUND		Q
12674-11-2	PCB-1016	20	U
11104-28-2	PCB-1221	20	U
11141-16-5	PCB-1232	20	U
53469-21-9	PCB-1242	20	U
12672-29-6	PCB-1248	20	U
11097-69-1	PCB-1254	20	U
11096-82-5	PCB-1260	20	U

GPL Laboratories

GPL
FORM I
ANALYSIS DATA SHEET

SAMPLE NO
SB-551-2

Lab Name :	GPL Laboratories	Client. :	Tetra Tech NUS
Lab Code :	GPL	SAS NO. :	
Case No. :		SDG NO :	810186
Matrix : (Soil / Water)	SOIL	Lab Sample ID :	810186-002-002-1/1
Sample Volume :	30	Lab File ID :	V028027.D
% Moisture:	19.73	Date Received	10/23/2008
Extraction:	SW3550	Date Extracted:	10/28/2008
Extract Volume:	10 mL	Date Analyzed	10/29/2008
Injection Volume :	1 µL	Dilution Factor :	1
GPC Clean up (Y/N):	pH:		

Concentration Units (ug/L or ug/kg dry weight) : ug/kg

CAS NO	COMPOUND		Q
12674-11-2	PCB-1016	21	U
11104-28-2	PCB-1221	21	U
11141-16-5	PCB-1232	21	U
53469-21-9	PCB-1242	21	U
12672-29-6	PCB-1248	21	U
11097-69-1	PCB-1254	21	U
11096-82-5	PCB-1260	21	U

GPL Laboratories

GPL
FORM 1
ANALYSIS DATA SHEET

SAMPLE NO
SB-546-550-0.5

Lab Name :	GPL Laboratories	Client. :	Tetra Tech NUS
Lab Code :	GPL	SAS NO. :	
Case No. :		SDG NO :	810186
Matrix : (Soil / Water)	SOIL	Lab Sample ID :	810186-005-005-1/1
Sample Volume :	30.01	Lab File ID :	V028028.D
% Moisture:	10.01	Date Received	10/23/2008
Extraction:	SW3550	Date Extracted:	10/28/2008
Extract Volume:	10 mL	Date Analyzed	10/29/2008
Injection Volume :	1 µL	Dilution Factor :	1
GPC Clean up (Y/N):	pH:		

Concentration Units (ug/L or ug/kg dry weight) : ug/kg

CAS NO	COMPOUND		Q
12674-11-2	PCB-1016	19	U
11104-28-2	PCB-1221	19	U
11141-16-5	PCB-1232	19	U
53469-21-9	PCB-1242	19	U
12672-29-6	PCB-1248	19	U
11097-69-1	PCB-1254	19	U
11096-82-5	PCB-1260	19	U

GPL Laboratories

GPL
FORM I
ANALYSIS DATA SHEET

SAMPLE NO
SB-546-550.5-1

Lab Name :	GPL Laboratories	Client. :	Tetra Tech NUS
Lab Code :	GPL	SAS NO. :	
Case No. :		SDG NO :	810186
Matrix : (Soil / Water)	SOIL	Lab Sample ID :	810186-006-006-1/1
Sample Volume :	30	Lab File ID :	V028029.D
% Moisture:	9.78	Date Received	10/23/2008
Extraction:	SW3550	Date Extracted:	10/28/2008
Extract Volume:	10 mL	Date Analyzed	10/29/2008
Injection Volume :	1 µL	Dilution Factor :	1
GPC Clean up (Y/N):	pH:		

Concentration Units (ug/L or ug/kg dry weight) : ug/kg

CAS NO	COMPOUND		Q
12674-11-2	PCB-1016	18	U
11104-28-2	PCB-1221	18	U
11141-16-5	PCB-1232	18	U
53469-21-9	PCB-1242	18	U
12672-29-6	PCB-1248	18	U
11097-69-1	PCB-1254	18	U
11096-82-5	PCB-1260	18	U

GPL Laboratories

GPL
FORM 1
ANALYSIS DATA SHEET

SAMPLE NO
SB-546-2

Lab Name :	GPL Laboratories	Client. :	Tetra Tech NUS
Lab Code :	GPL	SAS NO. :	
Case No. :		SDG NO :	810186
Matrix : (Soil / Water)	SOIL	Lab Sample ID :	810186-007-007-1/1
Sample Volume :	30	Lab File ID :	V028032.D
% Moisture:	14.82	Date Received	10/23/2008
Extraction:	SW3550	Date Extracted:	10/28/2008
Extract Volume:	10 mL	Date Analyzed	10/29/2008
Injection Volume :	1 µL	Dilution Factor :	1
GPC Clean up (Y/N):	pH:		

Concentration Units (ug/L or ug/kg dry weight) : ug/kg

CAS NO	COMPOUND		Q
12674-11-2	PCB-1016	20	U
11104-28-2	PCB-1221	20	U
11141-16-5	PCB-1232	20	U
53469-21-9	PCB-1242	20	U
12672-29-6	PCB-1248	20	U
11097-69-1	PCB-1254	20	U
11096-82-5	PCB-1260	20	U

GPL Laboratories

GPL
FORM 1
ANALYSIS DATA SHEET

SAMPLE NO
DUP-8

Lab Name :	GPL Laboratories	Client. :	Tetra Tech NUS
Lab Code :	GPL	SAS NO. :	
Case No. :		SDG NO :	810186
Matrix : (Soil / Water)	SOIL	Lab Sample ID :	810186-010-010-1/1
Sample Volume :	30	Lab File ID :	V028034.D
% Moisture:	14.27	Date Received	10/23/2008
Extraction:	SW3550	Date Extracted:	10/28/2008
Extract Volume:	10 mL	Date Analyzed	10/29/2008
Injection Volume :	1 µL	Dilution Factor :	1
GPC Clean up (Y/N):	pH:		

Concentration Units (ug/L or ug/kg dry weight) : ug/kg

CAS NO	COMPOUND		Q
12674-11-2	PCB-1016	19	U
11104-28-2	PCB-1221	19	U
11141-16-5	PCB-1232	19	U
53469-21-9	PCB-1242	19	U
12672-29-6	PCB-1248	19	U
11097-69-1	PCB-1254	19	U
11096-82-5	PCB-1260	19	U

GPL Laboratories

GPL
FORM I
ANALYSIS DATA SHEET

SAMPLE NO
SB-541-550-0.5

Lab Name :	GPL Laboratories	Client. :	Tetra Tech NUS
Lab Code :	GPL	SAS NO. :	
Case No. :		SDG NO :	810186
Matrix : (Soil / Water)	SOIL	Lab Sample ID :	810186-011-011-1/1
Sample Volume :	30.01	Lab File ID :	V028035.D
% Moisture:	18.51	Date Received	10/23/2008
Extraction:	SW3550	Date Extracted:	10/28/2008
Extract Volume:	10 mL	Date Analyzed	10/29/2008
Injection Volume :	1 µL	Dilution Factor :	1
GPC Clean up (Y/N):	pH:		

Concentration Units (ug/L or ug/kg dry weight) : ug/kg

CAS NO	COMPOUND		Q
12674-11-2	PCB-1016	20	U
11104-28-2	PCB-1221	20	U
11141-16-5	PCB-1232	20	U
53469-21-9	PCB-1242	20	U
12672-29-6	PCB-1248	20	U
11097-69-1	PCB-1254	20	U
11096-82-5	PCB-1260	20	U

GPL Laboratories

GPL
FORM I
ANALYSIS DATA SHEET

SAMPLE NO
SB-541-550.5-1

Lab Name :	GPL Laboratories	Client. :	Tetra Tech NUS
Lab Code :	GPL	SAS NO. :	
Case No. :		SDG NO :	810186
Matrix : (Soil / Water)	SOIL	Lab Sample ID :	810186-012-012-1/1
Sample Volume :	30	Lab File ID :	V028036.D
% Moisture:	18.42	Date Received	10/23/2008
Extraction:	SW3550	Date Extracted:	10/28/2008
Extract Volume:	10 mL	Date Analyzed	10/29/2008
Injection Volume :	1 µL	Dilution Factor :	1
GPC Clean up (Y/N):	pH:		

Concentration Units (ug/L or ug/kg dry weight) : ug/kg

CAS NO	COMPOUND		Q
12674-11-2	PCB-1016	20	U
11104-28-2	PCB-1221	20	U
11141-16-5	PCB-1232	20	U
53469-21-9	PCB-1242	20	U
12672-29-6	PCB-1248	20	U
11097-69-1	PCB-1254	20	U
11096-82-5	PCB-1260	20	U

GPL Laboratories

GPL
FORM 1
ANALYSIS DATA SHEET

SAMPLE NO
SB-541-2

Lab Name :	GPL Laboratories	Client. :	Tetra Tech NUS
Lab Code :	GPL	SAS NO. :	
Case No. :		SDG NO :	810186
Matrix : (Soil / Water)	SOIL	Lab Sample ID :	810186-013-013-1/1
Sample Volume :	30	Lab File ID :	V028037.D
% Moisture:	18.35	Date Received	10/23/2008
Extraction:	SW3550	Date Extracted:	10/28/2008
Extract Volume:	10 mL	Date Analyzed	10/29/2008
Injection Volume :	1 µL	Dilution Factor :	1
GPC Clean up (Y/N):	pH:		

Concentration Units (ug/L or ug/kg dry weight) : ug/kg

CAS NO	COMPOUND		Q
12674-11-2	PCB-1016	20	U
11104-28-2	PCB-1221	20	U
11141-16-5	PCB-1232	20	U
53469-21-9	PCB-1242	20	U
12672-29-6	PCB-1248	20	U
11097-69-1	PCB-1254	20	U
11096-82-5	PCB-1260	20	U

GPL Laboratories

GPL
FORM 1
ANALYSIS DATA SHEET

SAMPLE NO
SB-550-550-0.5

Lab Name :	GPL Laboratories	Client. :	Tetra Tech NUS
Lab Code :	GPL	SAS NO. :	
Case No. :		SDG NO :	810186
Matrix : (Soil / Water)	SOIL	Lab Sample ID :	810186-016-016-1/1
Sample Volume :	30.01	Lab File ID :	V028040.D
% Moisture:	13.88	Date Received	10/23/2008
Extraction:	SW3550	Date Extracted:	10/28/2008
Extract Volume:	10 mL	Date Analyzed	10/29/2008
Injection Volume :	1 µL	Dilution Factor :	1
GPC Clean up (Y/N):	pH:		

Concentration Units (ug/L or ug/kg dry weight) : ug/kg

CAS NO	COMPOUND		Q
12674-11-2	PCB-1016	19	U
11104-28-2	PCB-1221	19	U
11141-16-5	PCB-1232	19	U
53469-21-9	PCB-1242	19	U
12672-29-6	PCB-1248	19	U
11097-69-1	PCB-1254	19	U
11096-82-5	PCB-1260	19	U

GPL Laboratories

GPL
FORM 1
ANALYSIS DATA SHEET

SAMPLE NO
SB-544-550-0.5

Lab Name :	GPL Laboratories	Client. :	Tetra Tech NUS
Lab Code :	GPL	SAS NO. :	
Case No. :		SDG NO :	810186
Matrix : (Soil / Water)	SOIL	Lab Sample ID :	810186-017-017-1/1
Sample Volume :	30	Lab File ID :	V028041.D
% Moisture:	12.84	Date Received	10/23/2008
Extraction:	SW3550	Date Extracted:	10/28/2008
Extract Volume:	10 mL	Date Analyzed	10/29/2008
Injection Volume :	1 µ L	Dilution Factor :	1
GPC Clean up (Y/N):	pH:		

Concentration Units (ug/L or ug/kg dry weight) : ug/kg

CAS NO	COMPOUND		Q
12674-11-2	PCB-1016	19	U
11104-28-2	PCB-1221	19	U
11141-16-5	PCB-1232	19	U
53469-21-9	PCB-1242	19	U
12672-29-6	PCB-1248	19	U
11097-69-1	PCB-1254	19	U
11096-82-5	PCB-1260	19	U

GPL Laboratories

GPL
FORM I
ANALYSIS DATA SHEET

SAMPLE NO
SB-544-550.5-1

Lab Name :	GPL Laboratories	Client. :	Tetra Tech NUS
Lab Code :	GPL	SAS NO. :	
Case No. :		SDG NO :	810186
Matrix : (Soil / Water)	SOIL	Lab Sample ID :	810186-018-018-1/1
Sample Volume :	30.01	Lab File ID :	V028042.D
% Moisture:	16.28	Date Received	10/23/2008
Extraction:	SW3550	Date Extracted:	10/28/2008
Extract Volume:	10 mL	Date Analyzed	10/29/2008
Injection Volume :	1 µL	Dilution Factor :	1
GPC Clean up (Y/N):	pH:		

Concentration Units (ug/L or ug/kg dry weight) : ug/kg

CAS NO	COMPOUND		Q
12674-11-2	PCB-1016	20	U
11104-28-2	PCB-1221	20	U
11141-16-5	PCB-1232	20	U
53469-21-9	PCB-1242	20	U
12672-29-6	PCB-1248	20	U
11097-69-1	PCB-1254	20	U
11096-82-5	PCB-1260	20	U

GPL Laboratories

GPL
FORM 1
ANALYSIS DATA SHEET

SAMPLE NO
SB-544-2

Lab Name :	GPL Laboratories	Client. :	Tetra Tech NUS
Lab Code :	GPL	SAS NO. :	
Case No. :		SDG NO :	810186
Matrix : (Soil / Water)	SOIL	Lab Sample ID :	810186-019-019-1/1
Sample Volume :	30	Lab File ID :	V028043.D
% Moisture:	17.47	Date Received	10/23/2008
Extraction:	SW3550	Date Extracted:	10/28/2008
Extract Volume:	10 mL	Date Analyzed	10/29/2008
Injection Volume :	1 µL	Dilution Factor :	1
GPC Clean up (Y/N):	pH:		

Concentration Units (ug/L or ug/kg dry weight) : ug/kg

CAS NO	COMPOUND		Q
12674-11-2	PCB-1016	20	U
11104-28-2	PCB-1221	20	U
11141-16-5	PCB-1232	20	U
53469-21-9	PCB-1242	20	U
12672-29-6	PCB-1248	20	U
11097-69-1	PCB-1254	20	U
11096-82-5	PCB-1260	20	U

Appendix C

Support Documentation

SDG 810186

SORT	UNITS	NSAMPLE	LAB_ID	QC_TYPE	SAMP_DATE	EXTR_DATE	ANAL_DATE	SMP_EXTR	EXTR_ANL	SMP_ANL
PCS	%	SB-544-2	810186-019	NM	10/23/2008	12/30/1899	10/31/2008	-4E+04	39751	8
PCS	%	SB-541-2	810186-013	NM	10/23/2008	12/30/1899	10/31/2008	-4E+04	39751	8
PCS	%	SB-551-550.5-1	810186-001	NM	10/23/2008	12/30/1899	10/31/2008	-4E+04	39751	8
PCS	%	SB-541-550-0.5	810186-011	NM	10/23/2008	12/30/1899	10/31/2008	-4E+04	39751	8
PCS	%	DUP-8	810186-010	NM	10/23/2008	12/30/1899	10/31/2008	-4E+04	39751	8
PCS	%	SB-544-550.5-1	810186-018	NM	10/23/2008	12/30/1899	10/31/2008	-4E+04	39751	8
PCS	%	SB-544-550-0.5	810186-017	NM	10/23/2008	12/30/1899	10/31/2008	-4E+04	39751	8
PCS	%	SB-546-2	810186-007	NM	10/23/2008	12/30/1899	10/31/2008	-4E+04	39751	8
PCS	%	SB-546-550.5-1	810186-006	NM	10/23/2008	12/30/1899	10/31/2008	-4E+04	39751	8
PCS	%	SB-546-550-0.5	810186-005	NM	10/23/2008	12/30/1899	10/31/2008	-4E+04	39751	8
PCS	%	SB-550-550-0.5	810186-016	NM	10/23/2008	12/30/1899	10/31/2008	-4E+04	39751	8
PCS	%	SB-551-2	810186-002	NM	10/23/2008	12/30/1899	10/31/2008	-4E+04	39751	8
PCS	%	SB-541-550.5-1	810186-012	NM	10/23/2008	12/30/1899	10/31/2008	-4E+04	39751	8
PCB	%	SB-551-2	810186-002	NM	10/23/2008	12/30/1899	10/29/2008	-4E+04	39749	6
PCB	%	SB-550-550-0.5	810186-016	NM	10/23/2008	12/30/1899	10/29/2008	-4E+04	39749	6

SORT	UNITS	NSAMPLE	LAB_ID	QC_TYPE	SAMP_DATE	EXTR_DATE	ANAL_DATE	SMP_EXTR	EXTR_ANL	SMP_ANL
PCB	%	SB-546-550-0.5	810186-005	NM	10/23/2008	12/30/1899	10/29/2008	-4E+04	39749	6
PCB	%	SB-546-550.5-1	810186-006	NM	10/23/2008	12/30/1899	10/29/2008	-4E+04	39749	6
PCB	%	SB-546-2	810186-007	NM	10/23/2008	12/30/1899	10/29/2008	-4E+04	39749	6
PCB	%	DUP-8	810186-010	NM	10/23/2008	12/30/1899	10/29/2008	-4E+04	39749	6
PCB	%	SB-544-550-0.5	810186-017	NM	10/23/2008	12/30/1899	10/29/2008	-4E+04	39749	6
PCB	%	SB-544-550.5-1	810186-018	NM	10/23/2008	12/30/1899	10/29/2008	-4E+04	39749	6
PCB	%	SB-544-2	810186-019	NM	10/23/2008	12/30/1899	10/29/2008	-4E+04	39749	6
PCB	%	SB-541-550-0.5	810186-011	NM	10/23/2008	12/30/1899	10/29/2008	-4E+04	39749	6
PCB	%	SB-551-550.5-1	810186-001	NM	10/23/2008	12/30/1899	10/29/2008	-4E+04	39749	6
PCB	%	SB-541-2	810186-013	NM	10/23/2008	12/30/1899	10/29/2008	-4E+04	39749	6
PCB	%	SB-541-550.5-1	810186-012	NM	10/23/2008	12/30/1899	10/29/2008	-4E+04	39749	6
PCB	UG/KG	SB-546-2	810186-007	NM	10/23/2008	12/30/1899	10/29/2008	-4E+04	39749	6
PCB	UG/KG	DUP-8	810186-010	NM	10/23/2008	12/30/1899	10/29/2008	-4E+04	39749	6
PCB	UG/KG	SB-541-2	810186-013	NM	10/23/2008	12/30/1899	10/29/2008	-4E+04	39749	6
PCB	UG/KG	SB-541-550.5-1	810186-012	NM	10/23/2008	12/30/1899	10/29/2008	-4E+04	39749	6
PCB	UG/KG	SB-541-550-0.5	810186-011	NM	10/23/2008	12/30/1899	10/29/2008	-4E+04	39749	6
PCB	UG/KG	SB-544-2	810186-019	NM	10/23/2008	12/30/1899	10/29/2008	-4E+04	39749	6
PCB	UG/KG	SB-544-550-0.5	810186-017	NM	10/23/2008	12/30/1899	10/29/2008	-4E+04	39749	6

SORT	UNITS	NSAMPLE	LAB_ID	QC_TYPE	SAMP_DATE	EXTR_DATE	ANAL_DATE	SMP_EXTR	EXTR_ANL	SMP_ANL
PCB	UG/KG	SB-546-550.5-1	810186-006	NM	10/23/2008	12/30/1899	10/29/2008	-45+04	39749	6
PCB	UG/KG	SB-546-550-0.5	810186-005	NM	10/23/2008	12/30/1899	10/29/2008	-45+04	39749	6
PCB	UG/KG	SB-550-550-0.5	810186-016	NM	10/23/2008	12/30/1899	10/29/2008	-45+04	39749	6
PCB	UG/KG	SB-551-2	810186-002	NM	10/23/2008	12/30/1899	10/29/2008	-45+04	39749	6
PCB	UG/KG	SB-551-550.5-1	810186-001	NM	10/23/2008	12/30/1899	10/29/2008	-45+04	39749	6
PCB	UG/KG	SB-544-550.5-1	810186-018	NM	10/23/2008	12/30/1899	10/29/2008	-45+04	39749	6

The Case Narrative, Chain of Custody, Sample Receipt Checklist, and the cover page of the Sample Analysis Report, are integral parts of GPL Laboratories' report package. If you did not receive all of these documents, please contact GPL immediately.

Sample Receipt

Twenty soil sample was received on 10/23/2008. The sample was delivered by GPL Courier. Sample receipt conditions and temperatures are documented on the Sample Receipt checklist.

Based on the Chain-of Custody, seven samples were placed on hold.

Sample Analysis

Samples were prepared and analyzed by GPL using the analytical methodologies indicated on the Sample Analysis Summary Report. In some chromatographic analyses, manual integration is used instead of automated integration because it produces more accurate results. All manual integrations are denoted on the sample quantitation report. Analysis results and limits for soil are reported on a dry weight basis unless otherwise specified on the report.

PCBs

Based on the Chain-of-Custody, the following samples were placed on hold:
SB-551-3 (GPL Lab ID 810186-003)
SB-551-4 (GPL Lab ID 810186-004)
SB-546-3 (GPL Lab ID 810186-008)
SB-546-4 (GPL Lab ID 810186-009)
SB-541-3 (GPL Lab ID 810186-014)
SB-541-4 (GPL Lab ID 810186-015)

Based on laboratory findings, none of the held samples require analysis.

Thirteen soil samples were extracted and analyzed for PCB compounds using EPA SW846 method 8082.
All extraction and analysis holding times were met.
All surrogate spike recoveries were within QC limits.
A matrix spike and matrix spike duplicate were performed on sample SB-546-550-5-1.All spike recoveries were within the QC limits.
A laboratory control sample was extracted and analyzed along with the batch. All spike recoveries were within QC limits.

Reviewed By,
Project Manager

Approved By,
Laboratory Director

Edits Megan Cesroon 4/15/09

Sample Summary Report

Tetra Tech NUS

Work Order: 810186

Client Sample ID	Lab Sample ID	Analytical Method	Matrix	Date Sampled	Date Recieved
DUP-8	810186-010-010-1/1 810186-010-010-1/1	SW8082 CLP_SOLIDS	SOIL	10/23/2008	10/23/2008
SB-541-2	810186-013-013-1/1 810186-013-013-1/1	SW8082 CLP_SOLIDS	SOIL	10/23/2008	10/23/2008
SB-541-3	810186-014-014-1/1 810186-014-014-1/1	SW8082 CLP_SOLIDS	SOIL	10/23/2008	10/23/2008
SB-541-4	810186-015-015-1/1 810186-015-015-1/1	SW8082 CLP_SOLIDS	SOIL	10/23/2008	10/23/2008
SB-541-~~550~~SS-0.5	810186-011-011-1/1 810186-011-011-1/1	SW8082 CLP_SOLIDS	SOIL	10/23/2008	10/23/2008
SB-541-~~550~~SS.5-1	810186-012-012-1/1 810186-012-012-1/1	SW8082 CLP_SOLIDS	SOIL	10/23/2008	10/23/2008
SB-544-2	810186-019-019-1/1 810186-019-019-1/1	SW8082 CLP_SOLIDS	SOIL	10/23/2008	10/23/2008
SB-544-~~550~~SS-0.5	810186-017-017-1/1 810186-017-017-1/1	SW8082 CLP_SOLIDS	SOIL	10/23/2008	10/23/2008
SB-544-~~550~~SS.5-1	810186-018-018-1/1 810186-018-018-1/1	SW8082 CLP_SOLIDS	SOIL	10/23/2008	10/23/2008
SB-546-2	810186-007-007-1/1 810186-007-007-1/1	SW8082 CLP_SOLIDS	SOIL	10/23/2008	10/23/2008
SB-546-~~550~~SS-0.5	810186-005-005-1/1 810186-005-005-1/1	SW8082 CLP_SOLIDS	SOIL	10/23/2008	10/23/2008
SB-546-~~550~~SS.5-1	810186-006-006-1/1 810186-006-006-1/1	SW8082 CLP_SOLIDS	SOIL	10/23/2008	10/23/2008
SB-550-~~550~~SS-0.5	810186-016-016-1/1 810186-016-016-1/1	SW8082 CLP_SOLIDS	SOIL	10/23/2008	10/23/2008
SB-551-2	810186-002-002-1/1 810186-002-002-1/1	SW8082 CLP_SOLIDS	SOIL	10/23/2008	10/23/2008
SB-551-~~550~~SS.5-1	810186-001-001-1/1	SW8082	SOIL	10/23/2008	10/23/2008

GPL Laboratories, LLLP

Sample Summary Report

Tetra Tech NUS

Work Order: 810186

Client Sample ID	Lab Sample ID	Analytical Method	Matrix	Date Sampled	Date Recieved
	810186-001-001-1/1	CLP_SOLIDS			

GPL LABORATORIES, LLLP

7210A Corporate Court
Frederick, MD 21703
(301) 694-5310
Fax (301) 620-0731

Contract #/Billing Reference: 112IC01855

of Pgs.

Project: Block E Supplemental Soil Characterization
Client: TT NUS
Send Results To: Tony Aparnavage
Address: 20251 Century Blvd, Suite 200
Germantown, MD 20874
Phone: (301) 528-3081

Turnaround Time: 5-Day
# of Containers: 12
Container Type: 8oz jar
Preservative Used: N/A
Type of Analysis: PCB

Sample ID#	Date Sampled	Time Sampled	Sample Matrix	Sampler's Initials	PCB	Lab Cooler No.	CLIENT COMMENTS
SB-552-SS0-0.5	10/23	0906	Soil	JP	X		
SB-552-SS0.5-1	10/23	0907	Soil	JP	X		
SB-552-2	10/23	0908	Soil	JP	X		
SB-552-3	10/23	0909	Soil	JP	X		Analyze if SB552-2 is >1 ppm
SB-552-4	10/23	0910	Soil	JP	X		Analyze if SB-552-2 is >1 ppm
SB-553-SS[CS]	10/23	0905	Soil	JP	X		
SB-551-SS[CS]	10/23	0928	Soil	JP	X		
SB-551-SS0.0-0.5	10/23	0929	Soil	JP	X		
SB-551-SS0.5-1	10/23	0930	Soil	JP	X		
SB-551-2	10/23	0931	Soil	JP	X		
SB-551-3	10/23	0932	Soil	JP	X		Analyze if SB-551-2 is >1 ppm
SB-551-4	10/23	0933	Soil	JP	X		Analyze if SB-551-2 is >1 ppm

Relinquished By:	Date/Time	Received By:	Relinquished By:	Received for Laboratory By:	Date/Time
[signature]	10/31 1600	[signature]			

Relinquished By:	Date/Time	Received By:	Date/Time	Shipper:	Airbill No.:

Relinquished By:	Date/Time	Received By:	Lab Comments:	Temp:

G.P. W.O. _____

GPL LABORATORIES, LLLP

7210A Corporate Court
Frederick, MD 21703
(301) 694-5310
Fax (301) 620-0731

Contract #/Billing Reference: 112ic01855

of Pgs.

Project: Block E Supplemental Soil Characterization
Client: TT NUS
Send Results To: Tony Aparavage
Address: 20251 Century Blvd. Suite 200
Germantown, MD 20874
Phone: (301) 528-3021

Turnaround Time: 5-Day
# of Containers: 12
Container Type: 8oz Jar
Preservative Used: N/A
Type of Analysis: PCB

Sample ID#	Date Sampled	Time Sampled	Sample Matrix	Sampler's Initials	PCB	Lab Cooler No.	CLIENT COMMENTS
SB-544-S50-0.5	10/23	1036	Soil	JP	X		
SB-544-S50.5-1	10/23	1037	Soil	JP	X		
SB-544-2	10/23	1038	Soil	JP	X		
SB-544-3	10/23	1038	Soil	JP	X		Analyze if SB-544-2 is > 1 ppm
SB-544-4	10/23	1039	Soil	JP	X		Analyze if SB-544-2 is > 1 ppm
SB-548-S50-0.5	10/23	1100	Soil	JP	X		
SB-543-S50.5-1	10/23	1101	Soil	JP	X		
SB-543-2	10/23	1102	Soil	JP	X		
SB-543-3	10/23	1103	Soil	JP	X		Analyze if SB-543-2 is > 1 ppm
SB-543-4	10/23	1104	Soil	JP	X		Analyze if SB-543-2 is > 1 ppm
SB-DUP5	10/23	—	Soil	JP	X		
SB-DUP6	10/23	—	Soil	JP	X		

Relinquished By:	Date/Time	Received By:	Relinquished By:	Received for Laboratory By:	Date/Time
[signature]	10/23 1600	[signature]			

Relinquished By:	Date/Time	Received By:	Date/Time	Shipper:	Airbill No.:

Relinquished By:	Date/Time	Received By:	Lab Comments:	Temp:

G.P. W.O. _____

GPL LABORATORIES, LLLP

7210A Corporate Court
Frederick, MD 21703
(301) 694-5310
Fax (301) 620-0731

Contract #/Billing Reference: 112C01855

of Pgs.

Project: Block E Supplemental Soil Char.
Client: TT NUS
Send Results To: Tony Apanavage
Address: 20251 Century Blvd Suite 200
Germantown, MD 20874
Phone: (301) 528-3021

Sample ID#	Date Sampled	Time Sampled	Sample Matrix	Sampler's Initials	Turnaround Time: 5-Days	# of Containers: 12	Container Type: 8oz jar	Preservative Used: N/A	Type of Analysis: PCB	Lab Cooler No.	CLIENT COMMENTS
SB-546-S0-0.5	10/23	1314	Soil	JP	X						
SB-546-S0.5-1	10/23	1315	Soil	JP	X						
SB-546-2	10/23	1315	Soil	JP	X						
SB-546-3	10/23	1316	Soil	JP	X						Analyze if SB-546-3 is >1ppm
SB-546-4	10/23	1317	Soil	JP	X						Analyze if SB-546-4 is >1ppm
DUP-8	10/23	—	Soil	JP	X						
SB-541-S0-0.5	10/23	1335	Soil	JP	X						
SB-541-S0.5-1	10/23	1336	Soil	JP	X						
SB-541-2	10/23	1337	Soil	JP	X						
SB-541-3	10/23	1338	Soil	JP	X						Analyze if SB-541-3 is >1ppm
SB-541-4	10/23	1339	Soil	JP	X						Analyze if SB-541-4 is >1ppm
SB-550-S0-0.5	10/23	1351	Soil	JP	X						

Relinquished By:	Date/Time	Received By:	Relinquished By:	Received for Laboratory By:	Date/Time
[signature]	10/23 1600	[signature]			
Relinquished By:	Date/Time	Received By:	Date/Time	Shipper:	Airbill No.:
Relinquished By:	Date/Time	Received By:	Lab Comments:		Temp:

G.P. W.O. _____

GPL LABORATORIES, LLLP

7210A Corporate Court
Frederick, MD 21703
(301) 694-5310
Fax (301) 620-0731

Contract #/Billing Reference: 112IC01855

of Pgs.

Project: Block E Supplemental Soil Characterization
Client: TTNUS
Send Results To: Tony Aponavage
Address: 20251 Century Blvd Suite 200
Germantown MD 20874
Phone: 301 528 3021

Turnaround Time: 5 days
# of Containers: 12
Container Type: Bag Jar
Preservative Used: None
Type of Analysis: PCB

Lab Cooler No.

Sample ID#	Date Sampled	Time Sampled	Sample Matrix	Sampler's Initials	PCB										CLIENT COMMENTS
SB-550-550-1	10/23	1352	Soil	JP	x										
SB-550-2	10/23	1353		JP	x										
SB-550-3	10/23	1355		JP	x										Analyze at SB5 [illegible] 2 >1ppm
SB-550-4	10/23	1356		JP	x										Analyze at SB5 [illegible] 2 >1ppm
SB-542-550-05	10/23	1413		JP	x										
SB-542-550-5-1	10/23	1413		JP	x										
SB-542-2	10/23	1414		JP	x										
SB-542-3	10/23	1415		JP	x										Analyze at [illegible] >1ppm
SB-542-4	10/23	1416		JP	x										Analyze at SB5 [illegible] 2 >1ppm
SB-567-550-05	10/23	1437		JP	x										
SB-567-550-5-1	10/23	1437		JP	x										
SB-567-2	10/23	1438		JP	x										

Relinquished By:	Date/Time	Received By:	Relinquished By:	Received for Laboratory By:	Date/Time
[signature]	10/23 1604	[signature]			

Relinquished By:	Date/Time	Received By:	Date/Time	Shipper:	Airbill No.:

Relinquished By:	Date/Time	Received By:	Lab Comments:	Temp:

G.P. W.O. _____

GPL Laboratories, LLLP

Percent Solids Determination Log

Method Title: CLP_SOLIDS
Analyst: Paul Hewling
Method Reference: Percent Solids by CLP
Reviewed By/Date:
Analytical Balance ID: Saratorius CP153
Analytical Batch: 118340
Date/Time In (Oven): 10/30/2008 15:14
Oven Temperature: 104C
Date/Time Out (Oven): 10/31/2008 16:14
Oven Temperature: 104C
Dessicator Temp: 22C
% Humidity (<20%): 12%

Drying Oven Temp Maintained at 103-105C

SDG	Lab Sample ID	Client Sample ID	Weight of Dish	Weight of Wet Sample + Dish	Weight of Dry Sample + Dish	Percent Moisture	Percent Solids	RPD (<20)
810186	810186-001-001-1/1	SB-551-550.5-1	1.3280g	11.2910g	9.6210g	16.8%	83.2%	
810186	810186-001-001-1/1D	SB-551-550.5-1	1.3280g	11.2440g	9.5620g	17.0%	83.0%	0.2
810186	810186-002-002-1/1	SB-551-2	1.3320g	10.7250g	8.8720g	19.7%	80.3%	
810186	810186-005-005-1/1	SB-546-550-0.5	1.3360g	11.2910g	10.2950g	10.0%	90.0%	
810186	810186-006-006-1/1	SB-546-550.5-1	1.3310g	10.7580g	9.8360g	9.8%	90.2%	
810186	810186-007-007-1/1	SB-546-2	1.3270g	11.2960g	9.8190g	14.8%	85.2%	
810186	810186-010-010-1/1	DUP-8	1.3390g	12.0320g	10.5060g	14.3%	85.7%	
810186	810186-011-011-1/1	SB-541-550-0.5	1.3290g	11.7800g	9.8460g	18.5%	81.5%	
810186	810186-012-012-1/1	SB-541-550.5-1	1.3130g	11.1640g	9.3490g	18.4%	81.6%	
810186	810186-013-013-1/1	SB-541-2	1.3390g	10.6970g	8.9800g	18.4%	81.7%	
810186	810186-014-014-1/1	SB-541-3	1.3220g	11.3510g	9.7730g	15.7%	84.3%	
810186	810186-015-015-1/1	SB-541-4	1.3240g	11.1970g	9.3260g	19.0%	81.1%	
810186	810186-016-016-1/1	SB-550-550-0.5	1.3370g	11.3500g	9.9600g	13.9%	86.1%	
810186	810186-017-017-1/1	SB-544-550-0.5	1.3280g	10.8240g	9.6050g	12.8%	87.2%	
810186	810186-018-018-1/1	SB-544-550.5-1	1.3210g	11.3470g	9.7150g	16.3%	83.7%	
810186	810186-019-019-1/1	SB-544-2	1.3280g	11.5910g	9.7980g	17.5%	82.5%	

PESTICIDE/PCB EXTRACTION LOG (SOIL) / WATER / WIPES / OIL

Sep. Funnel 3510C / Continuous 3520C / Soxhlet 3540C / Sonication 3550B / Waste Dilution 3580A

OLCO3.2 / OLMO4.2 / OLMO3.2 / OLM04.3

Approval / Date: ST. 10/29/08 GPC: Y (N)

Analysis Method: 8082 (S)

Ext. Chemist: VT Date: 10/28/08 Conc. Chemist: — Date: —

Cleanup:

Florisil (3620B)(F) Date: — Acid(3665A)(A) Date 10/29/08 Sulfur (3660B)(S) Date: —

Lot #: — Lot #: 071688 Lot #: —

Spike Witness Initials: JP

GPL W. O. #	Frac.	Init pH	Sample Vol. gram / mL	Surr. Vol. mL	Spike Vol. mL	Adjust. pH	F / A / S Cleanup	F.V. mL
810186	BLK 106345	—	30.00	1.0	—	—	A	10.0
	BKS		30.00		1.0			
	6 MS		30.01					
	6 MSD		30.00					
	001		29.99		—			
	002		30.00					
	005		30.01					
	006		30.00					
	007		30.00					
	010		30.00					
	011		30.01					
	012		30.00					
	013		30.00					
	014		30.00					
	015		30.00					
	016		30.01					
	017		30.00					
	018		30.01					
	019		30.00					
810190	001		30.00					
	VT		10/29/08					

Solvent: DCM / Acetone Solvent: Hexane Surrogate Soln#: 43515 Matrix Spike Soln #: 43770

Lot #: G27400, E-415, E51 Lot #: G 31E29 Surr. Soln Conc(s): 0.5 ppm MS Soln Conc(s): 5.5 ppm

Sodium Sulfate # : C 37580

Comments & Observations:

GPL Laboratories, LLC *Document Control No: GP_G_106*

GC ANALYSIS LOG

Instrument ID: HP5890 # V Reviewed by: RP Date: 10/28/08

Data Acquisition Method:	Pest32 / PCB32 / Herb32
Injector Temp (oC):	180 / 200 / 240
Detector Temp(oC):	300
Oven Initial Temp(oC):	60 / 150
Initial Time (min):	0.0 / 0.50 / 1.0 4 min
Ramp Rate (oC/min) :	10 to 200/4/280-4/300-7
Final Temp(oC):	200 / 275 / 300
Injection Volume(uL):	1.0 / 2.0 / 2.5 µL

Detector A

Column:	RTX-CLP 30 meter
ID:	0.32 mm

Detector B

Column:	RTX-CLP2 30 meter
ID:	0.32 mm

ICAL Method: 102402 Analyst: AA

Seq.	File ID			GPL ID		Dil	Matrix	Date	Comments
	Line	Vial	FileName	Multiplier	SampleName			Misc Info	Injected
102482 V									
V	1	1	v027936.d	1.	AR1242-3			8082 STD	24 Oct 08 09:27
	2	1	v027937.d	1.	AR1242-3			8082 STD	24 Oct 08 09:57
V	3	2	v027938.d	1.	AR2154-3			8082 STD	24 Oct 08 10:27
	4	3	v027939.d	1.	AR1248-3 43781			8082 STD	24 Oct 08 10:57
V	5	4	v027940.d	1.	AR1232-3			8082 STD	24 Oct 08 11:26
	6	5	v027941.d	1.	AR1660 LE-5			8082 STD	24 Oct 08 11:57
V	7	6	v027942.d	1.	AR1660 LE-4			8082 STD	24 Oct 08 12:26
	8	7	v027943.d	1.	AR1660 LE-3 43774			8082 STD	24 Oct 08 12:56
V	9	8	v027944.d	1.	AR1660 LE-2			8082 STD	24 Oct 08 13:26
	10	9	v027945.d	1.	AR1660 LE-1			8082 STD	24 Oct 08 13:56
V	11	10	v027946.d	1.	AR1660 LE-0.5			8082 STD	24 Oct 08 14:26
	12	11	v027947.d	1.	AR1660 ICV			8082 STD	24 Oct 08 14:56
V	13	12	v027948.d	1.	PCB MS CHK 44308				24 Oct 08 16:20
	14	13	v027949.d	1.	BLK106265			BLK106265	24 Oct 08 16:50
V	15	14	v027950.d	1.	BKS106265			BKS106265	24 Oct 08 17:20
	16	15	v027951.d	1.	810139-001-001-1/1			SB-557-550-0.5	24 Oct 08 17:50
V	17	16	v027952.d	1.	810139-002-002-1/1			SB-557-550.-15	24 Oct 08 18:20
	18	17	v027953.d	1.	810139-003-003-1/1			SB-557-2	24 Oct 08 18:50
V	19	18	v027954.d	1.	810139-003-003-1/1MS			SB-557-2MS	24 Oct 08 19:20
	20	19	v027955.d	1.	810139-003-003-1/1MSD			SB-557-2MSD	24 Oct 08 19:50
V	21	20	v027956.d	1.	810139-004-004-1/1			SB-557-4	24 Oct 08 20:20
	22	21	v027957.d	1.	810139-007-007-1/1			SB-558-550-0.5	24 Oct 08 20:50
V	23	22	v027958.d	1.	AR1660-3 43774			8082 STD	24 Oct 08 21:20
	24	22	v027959.d	1.	AR1660-3 43774			8082 STD	24 Oct 08 21:50
V	25	23	v027960.d	1.	810139-008-008-1/1			SB-558-550.5-1	24 Oct 08 22:20
	26	24	v027961.d	1.	810139-009-009-1/1			SB-558-2	24 Oct 08 22:50
V	27	25	v027962.d	1.	810139-010-010-1/1			SB-558-4	24 Oct 08 23:20
	28	26	v027963.d	1.	810139-013-013-1/1			SB-555-550-0.5	24 Oct 08 23:50
V	29	27	v027964.d	1.	810139-014-014-1/1			SB-555-550.5-1	25 Oct 08 00:20
	30	28	v027965.d	1.	810139-015-015-1/1			SB-555-2	25 Oct 08 00:50
V	31	29	v027966.d	1.	810139-016-016-1/1			SB-555-4	25 Oct 08 01:20
	32	30	v027967.d	1.	810139-017-017-1/1			SB-555-6	25 Oct 08 01:50
V	33	31	v027968.d	1.	810139-018-018-1/1			SB-555-8	25 Oct 08 02:20
	34	32	v027969.d	1.	810139-019-019-1/1			SB-556-550-0.5	25 Oct 08 02:50
V	35	33	v027970.d	1.	AR1660-3 43774			8082 STD	25 Oct 08 03:19
	36	33	v027971.d	1.	AR1660-3			8082 STD	25 Oct 08 03:50
V	37	34	v027972.d	1.	810139-020-020-1/1			SB-556-550.5-1	25 Oct 08 04:20
	38	35	v027973.d	1.	BLK106278			BLK106278	25 Oct 08 04:50
V	39	36	v027974.d	1.	BKS106278			BKS106278	25 Oct 08 05:19
	40	37	v027975.d	1.	810157-001-001-1/1			SB-569-550-0.5	25 Oct 08 05:49
V	41	38	v027976.d	1.	810157-002-002-1/1			SB-569-550.5-1	25 Oct 08 06:19
	42	39	v027977.d	1.	810157-003-003-1/1			SB-569-2	25 Oct 08 06:49
V	43	40	v027978.d	1.	810157-003-003-1/1MS			SB-569-2MS,S	25 Oct 08 07:19
	44	41	v027979.d	1.	810157-003-003-1/1MSD			SB-569-2MSD	25 Oct 08 07:49
V	45	42	v027980.d	1.	810157-004-004-1/1			SB-569-4,S	25 Oct 08 08:19
	46	43	v027981.d	1.	810157-007-007-1/1			SB-570-550-0.5,S	25 Oct 08 08:49
	47	44	v027982.d	1.	AR1660-3 43774			8082 STD	25 Oct 08 09:19
	48	44	v027983.d	1.	AR1660-3			8082 STD	25 Oct 08 09:49
	49	45	v027984.d	1.	810157-008-008-1/1			SB-570-550-0.5-1,S	25 Oct 08 10:19
	50	46	v027985.d	1.	810157-009-009-1/1			SB-570-2	25 Oct 08 10:49
	51	47	v027986.d	1.	810157-010-010-1/1			SB-570-4	25 Oct 08 11:19
	52	48	v027987.d	1.	810157-013-013-1/1			SB-565-550-0.5,S	25 Oct 08 11:49
	53	49	v027988.d	1.	810157-014-014-1/1			SB-565-550-5.1,S	25 Oct 08 12:19
	54	50	v027989.d	1.	810157-015-015-1/1			SB-565-2,S	25 Oct 08 12:49
	55	51	v027990.d	1.	810157-016-016-1/1			SB-565-4	25 Oct 08 13:19
	56	52	v027991.d	1.	810157-017-017-1/1			SB-565-6	25 Oct 08 13:49
	57	53	v027992.d	1.	810157-018-018-1/1			SB-565-8	25 Oct 08 14:19

Comments:

GC ANALYSIS LOG

Instrument ID: HP5890 # V

Reviewed by: RP Date: 10/31/08

Data Acquisition Method:	Pest32 / PCB32 / Herb32
Injector Temp (oC):	180 / 200 / 240
Detector Temp(oC):	300
Oven Initial Temp(oC):	60 / 150
Initial Time (min):	0.0 / 0.50 / 1.0 4 min
Ramp Rate (oC/min) :	10-200/4 / 280°-4 / 300-4 min
Final Temp(oC):	200 / 275 / 300
Injection Volume(uL):	1.0 / 2.0 / 2.5 µl

Detector A

Column:	RTX-CLP 30 meter
ID:	0.32 mm

Detector B

Column:	RTX-CLP2 30 meter
ID:	0.32 mm

ICAL Method: 102408V.M

Analyst: DA

Seq.	File ID	GPL ID	Dil	Matrix	Date	Comments
102908	v					
	v					
	v					
	v					
	v					
	v					
	v					
	v					
	v					
	v					
	v					
	v					
	v					
	v					
	v					
	v					
	v					
	v					
	v					
	v					
	v					
	v					
	v					
	v					
	v					

Injection Log

Directory: h:\gcdata\v\102908

Line	Vial	FileName	Multiplier	SampleName	Misc Info	Injected
1	1	v028022.d	1.	AR1660-3 43774	8082 STD	29 Oct 08 09:17
2	2	v028023.d	1.	810190-001-001-1/1	SB-DUP-4	29 Oct 08 10:04
3	3	v028024.d	1.	BLK106343 4	BLK106343	29 Oct 08 10:34
4	4	v028025.d	1.	BKS106343	BKS106343	29 Oct 08 11:04
5	5	v028026.d	1.	810186-001-001-1/1	SB-551-550.5-1	29 Oct 08 11:34
6	6	v028027.d	1.	810186-002-002-1/1	SB-551-2	29 Oct 08 12:04
7	7	v028028.d	1.	810186-005-005-1/1	SB-546-550-0.5	29 Oct 08 12:34
8	8	v028029.d	1.	810186-006-006-1/1	SB-546-550.5-1	29 Oct 08 13:04
9	9	v028030.d	1.	810186-006-006-1/1MS	SB-546-550.5-1MS	29 Oct 08 13:34
10	10	v028031.d	1.	810186-006-006-1/1MSD	SB-546-550.5-1MSD	29 Oct 08 14:04
11	11	v028032.d	1.	810186-007-007-1/1	SB-546-2	29 Oct 08 14:34
12	12	v028033.d	1.	AR1660-3 43774	8082 STD	29 Oct 08 15:04
13	13	v028034.d	1.	810186-010-010-1/1	DUP-8	29 Oct 08 15:34
14	14	v028035.d	1.	810186-011-011-1/1	SB-541-550-0.5	29 Oct 08 16:03
15	15	v028036.d	1.	810186-012-012-1/1	SB-541-550.5-1	29 Oct 08 16:34
16	16	v028037.d	1.	810186-013-013-1/1	SB-541-2	29 Oct 08 17:04
17	17	v028038.d	1.	810186-014-014-1/1	SB-541-3	29 Oct 08 17:34
18	18	v028039.d	1.	810186-015-015-1/1	SB-541-4	29 Oct 08 18:03
19	19	v028040.d	1.	810186-016-016-1/1	SB-550-550-0.5	29 Oct 08 18:33
20	20	v028041.d	1.	810186-017-017-1/1	SB-544-550-0.5	29 Oct 08 19:03
21	21	v028042.d	1.	810186-018-018-1/1	SB-544-550.5-1	29 Oct 08 19:33
22	22	v028043.d	1.	810186-019-019-1/1	SB-544-2	29 Oct 08 20:03
23	23	v028044.d	1.	AR1660-3 43774	8082 STD	29 Oct 08 20:33

Comments:

	Sample Id	Clas	Method	Q	Anal Date	Tech	SEQ No.	Multip	M	Prep	R	Client	A	B	C	Calculate	Meth	Col	Col	C	Perce	Last QC Sample
1																						
2																						
3																						
4	810186-001-0	SMP	CLP_SOLIDS		10-31-08 16:1	1300-35	118340	00000	S		Y	SB-551	1.32800	11.29100	9.62100	83.2380	1.0000		1		16.76	
5	810186-001-0	MD	CLP_SOLIDS		10-31-08 16:1	1300-35	118340	00000	S		Y	SB-551	1.32800	11.24400	9.56200	83.0375	1.0000		1		16.96	
6	810186-002-0	SMP	CLP_SOLIDS		10-31-08 16:1	1300-35	118340	00000	S		Y	SB-551	1.33200	10.72500	8.87200	80.2725	1.0000		1		19.73	
7	810186-005-0	SMP	CLP_SOLIDS		10-31-08 16:1	1300-35	118340	00000	S		Y	SB-546	1.33600	11.29100	10.29500	89.9950	1.0000		1		10.01	
8	810186-006-0	SMP	CLP_SOLIDS		10-31-08 16:1	1300-35	118340	00000	S		Y	SB-546	1.33100	10.75800	9.83600	90.2196	1.0000		1		9.78	
9	810186-007-0	SMP	CLP_SOLIDS		10-31-08 16:1	1300-35	118340	00000	S		Y	SB-546	1.32700	11.29600	9.81900	85.1841	1.0000		1		14.82	
10	810186-010-0	SMP	CLP_SOLIDS		10-31-08 16:1	1300-35	118340	00000	S		Y	DUP-8	1.33900	12.03200	10.50600	85.7290	1.0000		1		14.27	
11	810186-011-0	SMP	CLP_SOLIDS		10-31-08 16:1	1300-35	118340	00000	S		Y	SB-541	1.32900	11.78000	9.84600	81.4946	1.0000		1		18.51	
12	810186-012-0	SMP	CLP_SOLIDS		10-31-08 16:1	1300-35	118340	00000	S		Y	SB-541	1.31300	11.16400	9.34900	81.5755	1.0000		1		18.42	
13	810186-013-0	SMP	CLP_SOLIDS		10-31-08 16:1	1300-35	118340	00000	S		Y	SB-541	1.33900	10.69700	8.98000	81.6521	1.0000		1		18.35	
14	810186-014-0	SMP	CLP_SOLIDS		10-31-08 16:1	1300-35	118340	00000	S		Y	SB-541	1.32200	11.35100	9.77300	84.2656	1.0000		1		15.73	
15	810186-015-0	SMP	CLP_SOLIDS		10-31-08 16:1	1300-35	118340	00000	S		Y	SB-541	1.32400	11.19700	9.32600	81.0493	1.0000		1		18.95	
16	810186-016-0	SMP	CLP_SOLIDS		10-31-08 16:1	1300-35	118340	00000	S		Y	SB-550	1.33700	11.35000	9.96000	86.1180	1.0000		1		13.88	
17	810186-017-0	SMP	CLP_SOLIDS		10-31-08 16:1	1300-35	118340	00000	S		Y	SB-544	1.32800	10.82400	9.60500	87.1630	1.0000		1		12.84	
18	810186-018-0	SMP	CLP_SOLIDS		10-31-08 16:1	1300-35	118340	00000	S		Y	SB-544	1.32100	11.34700	9.71500	83.7223	1.0000		1		16.28	
19	810186-019-0	SMP	CLP_SOLIDS		10-31-08 16:1	1300-35	118340	00000	S		Y	SB-544	1.32800	11.59100	9.79800	82.5295	1.0000		1		17.47	

	Description {90}	An	Sample Id {92}	ST Sam	Method {94}	Results {95}	RL Raw {96}	R	Raw Results	Multiplier {99}	Reporting	Raw Unt	nFinal Result	Sort Order	spk Amount	% Recover	Raw Final {110}
1																	
2																	
3																	
4	Percent Solids	AN	810186-001	SMP	CLP_SOLI	83.24	1.0000		83.2400	00000000	PER	PER	83.2400	0	0.0000	0.00	83.2400
5	Percent Solids	AN	810186-001	MD /	CLP_SOLI	83.04	1.0000		83.0400	00000000	PER	PER	83.0400	0	0.0000	0.00	83.0400
6	Percent Solids	AN	810186-002	SMP	CLP_SOLI	80.27	1.0000		80.2700	00000000	PER	PER	80.2700	0	0.0000	0.00	80.2700
7	Percent Solids	AN	810186-005	SMP	CLP_SOLI	89.99	1.0000		89.9900	00000000	PER	PER	89.9900	0	0.0000	0.00	89.9900
8	Percent Solids	AN	810186-006	SMP	CLP_SOLI	90.22	1.0000		90.2200	00000000	PER	PER	90.2200	0	0.0000	0.00	90.2200
9	Percent Solids	AN	810186-007	SMP	CLP_SOLI	85.18	1.0000		85.1800	00000000	PER	PER	85.1800	0	0.0000	0.00	85.1800
10	Percent Solids	AN	810186-010	SMP	CLP_SOLI	85.73	1.0000		85.7300	00000000	PER	PER	85.7300	0	0.0000	0.00	85.7300
11	Percent Solids	AN	810186-011	SMP	CLP_SOLI	81.49	1.0000		81.4900	00000000	PER	PER	81.4900	0	0.0000	0.00	81.4900
12	Percent Solids	AN	810186-012	SMP	CLP_SOLI	81.58	1.0000		81.5800	00000000	PER	PER	81.5800	0	0.0000	0.00	81.5800
13	Percent Solids	AN	810186-013	SMP	CLP_SOLI	81.65	1.0000		81.6500	00000000	PER	PER	81.6500	0	0.0000	0.00	81.6500
14	Percent Solids	AN	810186-014	SMP	CLP_SOLI	84.27	1.0000		84.2700	00000000	PER	PER	84.2700	0	0.0000	0.00	84.2700
15	Percent Solids	AN	810186-015	SMP	CLP_SOLI	81.05	1.0000		81.0500	00000000	PER	PER	81.0500	0	0.0000	0.00	81.0500
16	Percent Solids	AN	810186-016	SMP	CLP_SOLI	86.12	1.0000		86.1200	00000000	PER	PER	86.1200	0	0.0000	0.00	86.1200
17	Percent Solids	AN	810186-017	SMP	CLP_SOLI	87.16	1.0000		87.1600	00000000	PER	PER	87.1600	0	0.0000	0.00	87.1600
18	Percent Solids	AN	810186-018	SMP	CLP_SOLI	83.72	1.0000		83.7200	00000000	PER	PER	83.7200	0	0.0000	0.00	83.7200
19	Percent Solids	AN	810186-019	SMP	CLP_SOLI	82.53	1.0000		82.5300	00000000	PER	PER	82.5300	0	0.0000	0.00	82.5300

	Description (90)	An	Sample Id (92)	Flag (111)	Val	Rpd (113)	Rpd Limit	N	mdl (125)	S	Retention Time	LCL (131	UCL (132	Moisture	Final Reporting	Final MDL (139)	Valid.Comments (145)	Anal Multiplier	Prep Multiplier
1																			
2																			
3																			
4	Percent Solids	AN	810186-001			0		1	1.0000					16.76	1.000	1.00000		1.000	
5	Percent Solids	AN	810186-001			0		1	1.0000					16.96	1.000	1.00000		1.000	
6	Percent Solids	AN	810186-002			0		1	1.0000					19.73	1.000	1.00000		1.000	
7	Percent Solids	AN	810186-005			0		1	1.0000					10.01	1.000	1.00000		1.000	
8	Percent Solids	AN	810186-006			0		1	1.0000					9.78	1.000	1.00000		1.000	
9	Percent Solids	AN	810186-007			0		1	1.0000					14.82	1.000	1.00000		1.000	
10	Percent Solids	AN	810186-010			0		1	1.0000					14.27	1.000	1.00000		1.000	
11	Percent Solids	AN	810186-011			0		1	1.0000					18.51	1.000	1.00000		1.000	
12	Percent Solids	AN	810186-012			0		1	1.0000					18.42	1.000	1.00000		1.000	
13	Percent Solids	AN	810186-013			0		1	1.0000					18.35	1.000	1.00000		1.000	
14	Percent Solids	AN	810186-014			0		1	1.0000					15.73	1.000	1.00000		1.000	
15	Percent Solids	AN	810186-015			0		1	1.0000					18.95	1.000	1.00000		1.000	
16	Percent Solids	AN	810186-016			0		1	1.0000					13.88	1.000	1.00000		1.000	
17	Percent Solids	AN	810186-017			0		1	1.0000					12.84	1.000	1.00000		1.000	
18	Percent Solids	AN	810186-018			0		1	1.0000					16.28	1.000	1.00000		1.000	
19	Percent Solids	AN	810186-019			0		1	1.0000					17.47	1.000	1.00000		1.000	

LOCKHEED MIDDLE RIVER
SOIL DATA
810186

FRACTION	CHEMICAL	DUP-8	UNITS	SB-546-2	RPD	D
MISC	PERCENT SOLIDS	86	%	85	1.17	1.00

Current RPD Quality Control Limit: 50 %.
Shaded cells indicate RPDs that exceed the applicable quality control limit.

GPL Laboratories

GPL
FORM 4
PESTICIDE METHOD BLANK SUMMARY

SAMPLE NO
BLK106343

Lab Name :	GPL Laboratories	Client. :	Tetra Tech NUS
Lab Code :	GPL	SAS NO. :	106343
Lab File ID :	V028024.D	SDG NO :	810186
Date Extracted :	10/28/2008	Lab Sample ID :	BLK106343
Date Analyzed(1)	10/29/2008	Time Analyzed (1):	10:34
Date Analyzed (2)	10/29/2008	Time Analyzed(2)	10:34
GC Column(1)	RTx-CLP ID : _____ (mm)	GC Column(2) :	RTx-CLP2 ID : _____ (mm)
Matrix :(Soil/Water).	SOIL	Extraction:	SepF / Cont / Sonc
Sulfur Cleanup:(Y/N).			

THIS METHOD BLANK APPLIES TO THE FOLLOWING SAMPLES,MS AND MSD :

Client Sample ID	Lab Sample ID	Date Analyzed 1	Date Analyzed 2
BKS106343	BKS106343	10/29/2008	10/29/2008
SB-551-550.5-1	810186-001-001-1/1	10/29/2008	10/29/2008
SB-551-2	810186-002-002-1/1	10/29/2008	10/29/2008
SB-546-550-0.5	810186-005-005-1/1	10/29/2008	10/29/2008
SB-546-550.5-1	810186-006-006-1/1	10/29/2008	10/29/2008
SB-546-550.5-1MS	810186-006-006-1/1MS	10/29/2008	10/29/2008
SB-546-550.5-1MSD	810186-006-006-1/1MSD	10/29/2008	10/29/2008
SB-546-2	810186-007-007-1/1	10/29/2008	10/29/2008
DUP-8	810186-010-010-1/1	10/29/2008	10/29/2008
SB-541-550-0.5	810186-011-011-1/1	10/29/2008	10/29/2008
SB-541-550.5-1	810186-012-012-1/1	10/29/2008	10/29/2008
SB-541-2	810186-013-013-1/1	10/29/2008	10/29/2008
SB-541-3	810186-014-014-1/1	10/29/2008	10/29/2008
SB-541-4	810186-015-015-1/1	10/29/2008	10/29/2008
SB-550-550-0.5	810186-016-016-1/1	10/29/2008	10/29/2008
SB-544-550-0.5	810186-017-017-1/1	10/29/2008	10/29/2008
SB-544-550.5-1	810186-018-018-1/1	10/29/2008	10/29/2008
SB-544-2	810186-019-019-1/1	10/29/2008	10/29/2008

GPL Laboratories

GPL
FORM I
ANALYSIS DATA SHEET

SAMPLE NO
BLK106343

Lab Name :	GPL Laboratories	Client. :	Tetra Tech NUS
Lab Code :	GPL	SAS NO. :	
Case No. :		SDG NO :	810186
Matrix : (Soil / Water)	SOIL	Lab Sample ID :	BLK106343
Sample Volume :	30	Lab File ID :	V028024.D
% Moisture:		Date Received	
Extraction:	SW3550	Date Extracted:	10/28/2008
Extract Volume:	10 mL	Date Analyzed	10/29/2008
Injection Volume :	1 µL	Dilution Factor :	1
GPC Clean up (Y/N):	pH:		

Concentration Units (ug/L or ug/kg dry weight) : ug/kg

CAS NO	COMPOUND		Q
12674-11-2	PCB-1016	17	U
11104-28-2	PCB-1221	17	U
11141-16-5	PCB-1232	17	U
53469-21-9	PCB-1242	17	U
12672-29-6	PCB-1248	17	U
11097-69-1	PCB-1254	17	U
11096-82-5	PCB-1260	17	U

GPL Laboratories

LCS SUMMARY

SAMPLE NO
BKS106343

Lab Name : GPL Laboratories
Lab Code : GPL
Matrix : SOIL
Method : SW8082

Contract. : Middle River Complex, Maryland
SDG NO : 810186
Lab Sample ID : BKS106343
Analysis Date : 10/29/2008

COMPOUND	SPIKE ADDED (ug/kg)	BLANK CONCENTRATION (ug/kg)	LCS CONCENTRATION (ug/kg)	LCS % REC	QC LIMTS
PCB-1016	170	0	170	101	40-140
PCB-1260	170	0	170	99	60-130

* Values Outside of QC Limits.

Spike recovery : 0 out of 2 outside limits

GPL Laboratories

GPL
FORM I
ANALYSIS DATA SHEET

SAMPLE NO
BKS106343

Lab Name :	GPL Laboratories	Client. :	Tetra Tech NUS
Lab Code :	GPL	SAS NO. :	
Case No. :		SDG NO :	810186
Matrix : (Soil / Water)	SOIL	Lab Sample ID :	BKS106343
Sample Volume :	30	Lab File ID :	V028025.D
% Moisture:		Date Received	
Extraction:	SW3550	Date Extracted:	10/28/2008
Extract Volume:	10 mL	Date Analyzed	10/29/2008
Injection Volume :	1 µ L	Dilution Factor :	1
GPC Clean up (Y/N):	pH:		

Concentration Units (ug/L or ug/kg dry weight) : ug/kg

CAS NO	COMPOUND		Q
12674-11-2	PCB-1016	170	
11104-28-2	PCB-1221	17	U
11141-16-5	PCB-1232	17	U
53469-21-9	PCB-1242	17	U
12672-29-6	PCB-1248	17	U
11097-69-1	PCB-1254	17	U
11096-82-5	PCB-1260	170	

GPL Laboratories

MS/MSD RECOVERY

SAMPLE NO
SB-546-550.5-1MSD

Lab Name : GPL Laboratories SDG NO : 810186 Method : SW8082

Lab Code : GPL Lab Sample ID : 810186-006-006-1/1MSD Matrix : SOIL Analysis Date : 10/29/2008

Compound	Spike Added (ug/kg)		CONCENTRATION (ug/kg)			%RECOVERY		% RPD	RPD Limit	QC Limits
	MS	MSD	Sample	MS	MSD	MS	MSD			
PCB-1016	180	180	0.0	160	190	88	103	16	20	40-140
PCB-1260	180	180	0.0	150	190	86	103	18 *	15	60-130

Column to be used to flag recovery and RPD Values with an asterisk.

* Values Outside of QC Limits.

RPD 1 Out of 2 Outside Limit
Spike Recovery : 0 Out of 4 outside limit

GPL Laboratories

GPL
FORM 1
ANALYSIS DATA SHEET

SAMPLE NO
SB-546-550.5-1MS

Lab Name :	GPL Laboratories	Client. :	Tetra Tech NUS
Lab Code :	GPL	SAS NO. :	
Case No. :		SDG NO :	810186
Matrix : (Soil / Water)	SOIL	Lab Sample ID :	810186-006-006-1/1MS
Sample Volume :	30.01	Lab File ID :	V028030.D
% Moisture:	9.78	Date Received	10/23/2008
Extraction:	SW3550	Date Extracted:	10/28/2008
Extract Volume:	10 mL	Date Analyzed	10/29/2008
Injection Volume :	1 µL	Dilution Factor :	1
GPC Clean up (Y/N):	pH:		

Concentration Units (ug/L or ug/kg dry weight) : ug/kg

CAS NO	COMPOUND		Q
12674-11-2	PCB-1016	160	
11104-28-2	PCB-1221	18	U
11141-16-5	PCB-1232	18	U
53469-21-9	PCB-1242	18	U
12672-29-6	PCB-1248	18	U
11097-69-1	PCB-1254	18	U
11096-82-5	PCB-1260	150	

GPL Laboratories

GPL
FORM I
ANALYSIS DATA SHEET

SAMPLE NO
SB-546-550.5-1MSD

Lab Name :	GPL Laboratories	Client. :	Tetra Tech NUS
Lab Code :	GPL	SAS NO. :	
Case No. :		SDG NO :	810186
Matrix : (Soil / Water)	SOIL	Lab Sample ID :	810186-006-006-1/1MSD
Sample Volume :	30	Lab File ID :	V028031.D
% Moisture:	9.78	Date Received	10/23/2008
Extraction:	SW3550	Date Extracted:	10/28/2008
Extract Volume:	10 mL	Date Analyzed	10/29/2008
Injection Volume :	1 µL	Dilution Factor :	1
GPC Clean up (Y/N):	pH:		

Concentration Units (ug/L or ug/kg dry weight) : ug/kg

CAS NO	COMPOUND		Q
12674-11-2	PCB-1016	190	
11104-28-2	PCB-1221	18	U
11141-16-5	PCB-1232	18	U
53469-21-9	PCB-1242	18	U
12672-29-6	PCB-1248	18	U
11097-69-1	PCB-1254	18	U
11096-82-5	PCB-1260	190	

Surrogate Recovery Summary

Matrix : SOIL Analytical Method : SW8082 SDG No : 810186

Surrogate	CL10BZ2	XYL2456CLM
Lower QC Limits	30	49
Upper QC Limits	144	133
Sample ID		
BKS106343	89	117
	88	118
BLK106343	90	111
	92	108
DUP-8	72	90
	73	96
SB-541-2	75	90
	75	93
SB-541-3	93	117
	92	120
SB-541-4	84	106
	84	102
SB-541-550-0.5	79	97
	78	95
SB-541-550.5-1	82	103
	82	99
SB-544-2	73	91
	73	94
SB-544-550-0.5	81	102
	81	96
SB-544-550.5-1	78	99
	78	103
SB-546-2	78	94
	78	97
SB-546-550-0.5	78	99
	77	102
SB-546-550.5-1	82	98
	83	95
SB-546-550.5-1MS	73	91
	72	92

* Value outside of QC Limts

CL10BZ2 = Decachlorobiphenyl XYL2456CLM = Tetrachloro-m-xylene

Surrogate Recovery Summary

Matrix : SOIL Analytical Method : SW8082 SDG No : 810186

Surrogate	CL10BZ2	XYL2456CLM
Lower QC Limits	30	49
Upper QC Limits	144	133
Sample ID		
SB-546-550.5-1MSD	87	107
	87	106
SB-550-550-0.5	83	102
	83	105
SB-551-2	76	100
	77	95
SB-551-550.5-1	81	105
	83	102

* Value outside of QC Limts

CL10BZ2 = Decachlorobiphenyl XYL2456CLM = Tetrachloro-m-xylene

Response Factor Report GC-V

Method : H:\GCDATA\METHODS\V_ICAL\102408V.M (Chemstation Integrator)
Title : 8082_PCB_Method / 608_PCB
Last Update : Tue Oct 28 14:15:19 2008

Calibration Files
P005 =V027945.D P025 =V027944.D P050 =V027943.D
P075 =V027942.D P100 =V027941.D P001 =V027946.D

		Compound	P005	P025	P050	P075	P100	P001	Avg		%RSD
1)	S	Tetrachloro-m-xylen	4.305	4.378	4.255	4.129	4.026	4.359	4.242	E6	3.26
2)	S	Decachlorobiphenyl	5.437	4.453	4.228	4.103	3.867	5.194	4.547	E6	13.84
3)	L1	AR1016	1.869	1.759	1.613	1.480	1.437	1.965	1.687	E5	12.60
4)	L1	AR1016 (2)	1.656	1.570	1.551	1.393	1.398	1.780	1.558	E5	9.62
5)	L1	AR1016 (3)	1.101	0.962	0.979	0.887	0.874	1.140	0.991	E5	11.04
6)	L1	AR1016 (4)	1.281	1.107	1.138	1.023	1.019	1.377	1.157	E5	12.44
7)	L1	AR1016 (5)	0.945	0.764	0.751	0.675	0.685	1.068	0.815	E5	19.32
8)	L2	AR1221			4.794				4.794	E4	0.00
9)	L2	AR1221 (2)			3.168				3.168	E4	0.00
10)	L2	AR1221 (3)			1.176				1.176	E5	0.00
11)	L3	AR1232			2.297				2.297	E4	0.00
12)	L3	AR1232 (2)			5.967				5.967	E4	0.00
13)	L3	AR1232 (3)			2.860				2.860	E4	0.00
14)	L3	AR1232 (4)			4.407				4.407	E4	0.00
15)	L3	AR1232 (5)			3.276				3.276	E4	0.00
16)	L4	AR1242			5.142				5.142	E4	0.00
17)	L4	AR1242 (2)			1.617				1.617	E5	0.00
18)	L4	AR1242 (3)			6.727				6.727	E4	0.00
19)	L4	AR1242 (4)			5.487				5.487	E4	0.00
20)	L4	AR1242 (5)			6.519				6.519	E4	0.00
21)	L5	AR1248			1.109				1.109	E5	0.00
22)	L5	AR1248 (2)			1.470				1.470	E5	0.00
23)	L5	AR1248 (3)			1.507				1.507	E5	0.00
24)	L5	AR1248 (4)			6.772				6.772	E4	0.00
25)	L5	AR1248 (5)			6.027				6.027	E4	0.00
26)	L6	AR1254			1.707				1.707	E5	0.00
27)	L6	AR1254 (2)			1.440				1.440	E5	0.00
28)	L6	AR1254 (3)			2.527				2.527	E5	0.00
29)	L6	AR1254 (4)			2.096				2.096	E5	0.00
30)	L6	AR1254 (5)			2.661				2.661	E5	0.00
31)	L7	AR1260	3.952	3.444	3.293	3.125	3.022	4.134	3.495	E5	12.93
32)	L7	AR1260 (2)	3.539	3.123	3.048	2.936	2.825	3.690	3.193	E5	10.79
33)	L7	AR1260 (3)	2.069	1.807	1.801	1.584	1.580	2.148	1.831	E5	12.97
34)	L7	AR1260 (4)	2.615	2.301	2.222	2.179	2.114	2.602	2.339	E5	9.30
35)	L7	AR1260 (5)	1.193	1.033	1.018	1.000	0.913	1.132	1.048	E5	9.53
36)	L8	AR1268							0.000	0	-1.00
37)	L8	AR1268 (2)							0.000	0	-1.00
38)	L8	AR1268 (3)							0.000	0	-1.00
39)	L8	AR1268 (4)							0.000	0	-1.00
40)	L8	AR1268 (5)							0.000	0	-1.00
41)	L9	AR1262							0.000	0	-1.00
42)	L9	AR1262(2)							0.000	0	-1.00
43)	L9	AR1262(3)							0.000	0	-1.00
44)	L9	AR1262(4)							0.000	0	-1.00
45)	L9	AR1262(5)							0.000	0	-1.00

Signal #2 Calibration Files
P005 =V027945.D P025 =V027944.D P050 =V027943.D
P075 =V027942.D P100 =V027941.D P001 =V027946.D

		Compound	P005	P025	P050	P075	P100	P001	Avg		%RSD
1)	S	Tetrachloro-m-xylen	4.763	4.609	4.355	3.968	3.914	4.848	4.410	E6	9.08
2)	S	Decachlorobiphenyl	3.800	3.109	2.871	2.772	2.523	3.829	3.151	E6	17.38
3)	L1	AR1016	1.954	1.730	1.593	1.504	1.395	2.032	1.701	E5	14.84
4)	L1	AR1016 (2)	8.055	7.924	6.658	6.831	6.373	8.275	7.353	E4	11.19
5)	L1	AR1016 (3)	1.655	1.514	1.386	1.255	1.260	1.800	1.479	E5	14.89
6)	L1	AR1016 (4)	1.276	1.131	1.035	0.993	0.933	1.374	1.124	E5	15.29
7)	L1	AR1016 (5)	1.165	1.031	0.922	0.868	0.803	1.184	0.996	E5	15.85

(#) = Out of Range

Response Factor Report GC-V

Method : H:\GCDATA\METHODS\V_ICAL\102408V.M (Chemstation Integrator)
Title : 8082_PCB_Method / 608_PCB
Last Update : Tue Oct 28 14:15:19 2008

Calibration Files
P005 =V027945.D P025 =V027944.D P050 =V027943.D
P075 =V027942.D P100 =V027941.D P001 =V027946.D

		Compound	P005	P025	P050	P075	P100	P001	Avg		%RSD
8)	L2	AR1221			5.226				5.226	E4	0.00
9)	L2	AR1221 (2)			3.527				3.527	E4	0.00
10)	L2	AR1221 (3)			1.174				1.174	E5	0.00
11)	L3	AR1232			2.250				2.250	E4	0.00
12)	L3	AR1232 (2)			5.739				5.739	E4	0.00
13)	L3	AR1232 (3)			3.191				3.191	E4	0.00
14)	L3	AR1232 (4)			1.592				1.592	E4	0.00
15)	L3	AR1232 (5)			4.820				4.820	E4	0.00
16)	L4	AR1242			5.414				5.414	E4	0.00
17)	L4	AR1242 (2)			1.469				1.469	E5	0.00
18)	L4	AR1242 (3)			5.707				5.707	E4	0.00
19)	L4	AR1242 (4)			5.281				5.281	E4	0.00
20)	L4	AR1242 (5)			1.061				1.061	E5	0.00
21)	L5	AR1248			1.028				1.028	E5	0.00
22)	L5	AR1248 (2)			1.672				1.672	E5	0.00
23)	L5	AR1248 (3)			8.419				8.419	E4	0.00
24)	L5	AR1248 (4)			5.806				5.806	E4	0.00
25)	L5	AR1248 (5)			6.034				6.034	E4	0.00
26)	L6	AR1254			1.370				1.370	E5	0.00
27)	L6	AR1254 (2)			1.493				1.493	E5	0.00
28)	L6	AR1254 (3)			2.150				2.150	E5	0.00
29)	L6	AR1254 (4)			1.008				1.008	E5	0.00
30)	L6	AR1254 (5)			5.654				5.654	E4	0.00
31)	L7	AR1260	2.180	1.957	1.802	1.620	1.563	2.409	1.922	E5	17.09
32)	L7	AR1260 (2)	2.650	2.294	2.103	1.999	1.867	2.841	2.292	E5	16.68
33)	L7	AR1260 (3)	2.641	2.242	2.183	2.068	1.912	2.646	2.282	E5	13.21
34)	L7	AR1260 (4)	1.689	1.436	1.389	1.270	1.207	1.724	1.453	E5	14.69
35)	L7	AR1260 (5)	9.056	7.638	7.639	7.209	6.423	8.979	7.824	E4	13.11
36)	L8	AR1268							0.000	0	-1.00
37)	L8	AR1268 (2)							0.000	0	-1.00
38)	L8	AR1268 (3)							0.000	0	-1.00
39)	L8	AR1268 (4)							0.000	0	-1.00
40)	L8	AR1268 (5)							0.000	0	-1.00
41)	L9	AR1262#2							0.000	0	-1.00
42)	L9	AR1262(2)#2							0.000	0	-1.00
43)	L9	AR1262(3)#2							0.000	0	-1.00
44)	L9	AR1262(4)#2							0.000	0	-1.00
45)	L9	AR1262(5)#2							0.000	0	-1.00

Evaluate Continuing Calibration Report

Signal #1 : H:\GCDATA\V\102908\V028022.D\ECD1A.CH Vial: 1
Signal #2 : H:\GCDATA\V\102908\V028022.D\ECD2B.CH
Acq On : 10-29-08 09:17:05 Operator: RP
Sample : AR1660-3 Inst : GC-V
Misc : 8082 STD Multiplr: 1.00
IntFile Signal #1: autoint1.e IntFile Signal #2: autoint2.e

Method : H:\GCDATA\METHODS\V_ICAL\102408V.M (Chemstation Integrator)
Title : 8082_PCB_Method / 608_PCB
Last Update : Tue Oct 28 14:15:19 2008
Response via : Multiple Level Calibration

Min. RRF : 0.000 Min. Rel. Area : 50% Max. R.T. Dev 0.50min
Max. RRF Dev : 15% Max. Rel. Area : 150%

		Compound	AvgRF	CCRF		%Dev	Area%	Dev(min)
1	S	Tetrachloro-m-xylene	4.242	4.320	E6	-1.8	0#	0.04
2	S	Decachlorobiphenyl	4.547	4.452	E6	2.1	0#	0.02
3	L1	AR1016	168.740	162.667	E3	3.6	0#	0.04
4	L1	AR1016 (2)	155.792	151.657	E3	2.7	0#	0.03
5	L1	AR1016 (3)	99.055	93.423	E3	5.7	0#	0.03
6	L1	AR1016 (4)	115.748	113.044	E3	2.3	0#	0.03
7	L1	AR1016 (5)	81.455	74.094	E3	9.0	0#	0.03
31	L7	AR1260	349.511	329.497	E3	5.7	0#	0.03
32	L7	AR1260 (2)	319.350	312.564	E3	2.1	0#	0.03
33	L7	AR1260 (3)	183.142	179.007	E3	2.3	0#	0.02
34	L7	AR1260 (4)	233.900	226.822	E3	3.0	0#	0.02
35	L7	AR1260 (5)	104.800	104.084	E3	0.7	0#	0.02
		Signal #2						
1	S	Tetrachloro-m-xylene	4.410	4.609	E6	-4.5	0#	-0.01
2	S	Decachlorobiphenyl	3.151	2.963	E6	6.0	0#	0.00
3	L1	AR1016	170.127	170.574	E3	-0.3	0#	-0.01
4	L1	AR1016 (2)	73.528	72.530	E3	1.4	0#	-0.01
5	L1	AR1016 (3)	147.852	142.752	E3	3.4	0#	-0.01
6	L1	AR1016 (4)	112.372	107.572	E3	4.3	0#	-0.01
7	L1	AR1016 (5)	99.554	93.942	E3	5.6	0#	-0.01
31	L7	AR1260	192.190	179.553	E3	6.6	0#	-0.01
32	L7	AR1260 (2)	229.240	213.719	E3	6.8	0#	-0.01
33	L7	AR1260 (3)	228.200	208.567	E3	8.6	0#	-0.01
34	L7	AR1260 (4)	145.262	136.880	E3	5.8	0#	0.00
35	L7	AR1260 (5)	78.239	75.446	E3	3.6	0#	0.00

Evaluate Continuing Calibration Report

Signal #1 : H:\GCDATA\V\102908\V028033.D\ECD1A.CH Vial: 12
Signal #2 : H:\GCDATA\V\102908\V028033.D\ECD2B.CH
Acq On : 10-29-08 15:04:06 Operator: RP
Sample : AR1660-3 Inst : GC-V
Misc : 8082 STD Multiplr: 1.00
IntFile Signal #1: autoint1.e IntFile Signal #2: autoint2.e

Method : H:\GCDATA\METHODS\V_ICAL\102408V.M (Chemstation Integrator)
Title : 8082_PCB_Method / 608_PCB
Last Update : Tue Oct 28 14:15:19 2008
Response via : Multiple Level Calibration

Min. RRF : 0.000 Min. Rel. Area : 50% Max. R.T. Dev 0.50min
Max. RRF Dev : 15% Max. Rel. Area : 150%

		Compound	AvgRF	CCRF		%Dev	Area%	Dev(min)
1	S	Tetrachloro-m-xylene	4.242	4.075	E6	3.9	0#	0.00
2	S	Decachlorobiphenyl	4.547	4.171	E6	8.3	0#	0.00
3	L1	AR1016	168.740	160.510	E3	4.9	0#	0.00
4	L1	AR1016 {2}	155.792	148.271	E3	4.8	0#	0.00
5	L1	AR1016 {3}	99.055	92.607	E3	6.5	0#	0.00
6	L1	AR1016 {4}	115.748	107.298	E3	7.3	0#	0.00
7	L1	AR1016 {5}	81.455	69.783	E3	14.3	0#	0.00
31	L7	AR1260	349.511	308.026	E3	11.9	0#	0.00
32	L7	AR1260 {2}	319.350	288.987	E3	9.5	0#	0.00
33	L7	AR1260 {3}	183.142	163.678	E3	10.6	0#	0.00
34	L7	AR1260 {4}	233.900	214.053	E3	8.5	0#	0.00
35	L7	AR1260 {5}	104.800	100.303	E3	4.3	0#	0.00
		Signal #2						
1	S	Tetrachloro-m-xylene	4.410	4.288	E6	2.8	0#	0.00
2	S	Decachlorobiphenyl	3.151	2.833	E6	10.1	0#	-0.01
3	L1	AR1016	170.127	160.279	E3	5.8	0#	-0.01
4	L1	AR1016 {2}	73.528	71.403	E3	2.9	0#	-0.01
5	L1	AR1016 {3}	147.852	135.783	E3	8.2	0#	-0.02
6	L1	AR1016 {4}	112.372	103.468	E3	7.9	0#	-0.01
7	L1	AR1016 {5}	99.554	89.373	E3	10.2	0#	-0.01
31	L7	AR1260	192.190	170.741	E3	11.2	0#	-0.02
32	L7	AR1260 {2}	229.240	203.148	E3	11.4	0#	-0.01
33	L7	AR1260 {3}	228.200	197.490	E3	13.5	0#	-0.01
34	L7	AR1260 {4}	145.262	133.413	E3	8.2	0#	0.00
35	L7	AR1260 {5}	78.239	71.828	E3	8.2	0#	-0.01

Evaluate Continuing Calibration Report

Signal #1 : H:\GCDATA\V\102908\V028044.D\ECD1A.CH Vial: 23
Signal #2 : H:\GCDATA\V\102908\V028044.D\ECD2B.CH
Acq On : 10-29-08 20:33:35 Operator: RP
Sample : AR1660-3 Inst : GC-V
Misc : 8082 STD Multiplr: 1.00
IntFile Signal #1: autoint1.e IntFile Signal #2: autoint2.e

Method : H:\GCDATA\METHODS\V_ICAL\102408V.M (Chemstation Integrator)
Title : 8082_PCB_Method / 608_PCB
Last Update : Tue Oct 28 14:15:19 2008
Response via : Multiple Level Calibration

Min. RRF : 0.000 Min. Rel. Area : 50% Max. R.T. Dev 0.50min
Max. RRF Dev : 15% Max. Rel. Area : 150%

		Compound	AvgRF	CCRF		%Dev	Area%	Dev(min)
1	S	Tetrachloro-m-xylene	4.242	4.172	E6	1.7	0#	0.00
2	S	Decachlorobiphenyl	4.547	4.114	E6	9.5	0#	0.00
3	L1	AR1016	168.740	163.004	E3	3.4	0#	0.00
4	L1	AR1016 (2)	155.792	151.251	E3	2.9	0#	0.00
5	L1	AR1016 (3)	99.055	94.547	E3	4.6	0#	0.00
6	L1	AR1016 (4)	115.748	109.920	E3	5.0	0#	0.00
7	L1	AR1016 (5)	81.455	73.333	E3	10.0	0#	0.00
31	L7	AR1260	349.511	313.397	E3	10.3	0#	0.00
32	L7	AR1260 (2)	319.350	289.597	E3	9.3	0#	0.00
33	L7	AR1260 (3)	183.142	171.344	E3	6.4	0#	0.00
34	L7	AR1260 (4)	233.900	213.921	E3	8.5	0#	0.00
35	L7	AR1260 (5)	104.800	100.610	E3	4.0	0#	0.00
		Signal #2						
1	S	Tetrachloro-m-xylene	4.410	4.366	E6	1.0	0#	-0.01
2	S	Decachlorobiphenyl	3.151	2.806	E6	10.9	0#	-0.01
3	L1	AR1016	170.127	162.481	E3	4.5	0#	-0.01
4	L1	AR1016 (2)	73.528	69.409	E3	5.6	0#	-0.01
5	L1	AR1016 (3)	147.852	138.862	E3	6.1	0#	-0.01
6	L1	AR1016 (4)	112.372	109.500	E3	2.6	0#	-0.01
7	L1	AR1016 (5)	99.554	94.731	E3	4.8	0#	-0.01
31	L7	AR1260	192.190	180.820	E3	5.9	0#	-0.02
32	L7	AR1260 (2)	229.240	216.405	E3	5.6	0#	-0.01
33	L7	AR1260 (3)	228.200	197.523	E3	13.4	0#	-0.01
34	L7	AR1260 (4)	145.262	130.749	E3	10.0	0#	0.00
35	L7	AR1260 (5)	78.239	73.190	E3	6.5	0#	-0.01

Tetra Tech NUS **INTERNAL CORRESPONDENCE**

TO:	**M. MARTIN**	**DATE:**	**MAY 1st, 2009**
FROM:	**MEGAN CARSON**	**COPIES:**	**DV FILE**
SUBJECT:	**ORGANIC DATA VALIDATION- PCB LOCKHEED MIDDLE RIVER SDG 810187**		

SAMPLES: 15/Soil

SB-543-2	SB-543-SS0-0.5	SB-543-SS0.5-1	SB-548-2
SB-548-3	SB-548-4	SB-548-SS0.0.5	SB-548-SS0.5.1
SB-571-2	SB-571-4	SB-571-SS0-0.5	SB-571-SS0.5-1
SB-DUP-5	SB-DUP-6	SB-DUP-7	

Overview

The sample set for Lockheed Middle River, SDG 810187 consists of fifteen (15) soil samples. The samples were analyzed for polychlorinated biphenyls (PCB). The SDG contains three field duplicate samples: DUP5/SB-548-2, DUP6/SB-546-SS0-0.5(SDG 810186), and DUP7/SB-546-SS0.5-1.0 (SDG810186).

The samples were collected by GPL Laboratories, LLLP on October 23rd, 2008 and analyzed by GPL Laboratories, LLLP. All analyses were conducted in accordance with SW-846 Method 8082 analytical and reporting protocols.

The data contained in this SDG were validated with regard to the following parameters: data completeness, holding times, initial/continuing calibrations, laboratory method blank results, surrogate spike recoveries, blank spike results, matrix spike / matrix spike duplicate results, chromatographic resolution, compound identification, compound quantitation, and detection limits. Areas of concern are listed below.

Major

- None.

Minor

- The continuing calibration performed on instrument HP5890#U in 10/29/08 at 23:22 had a percent difference greater than 15% for Aroclor 1260 on both columns. The only sample affected was SB-DUP-07. The non-detect Aroclor-1260 result for sample SB-DUP-07 was qualified as estimated (UJ).
- Positive results below the reporting limit but above the method detection limit were qualified as estimated (J).

Notes

Executive Summary

Laboratory Performance: One continuing calibration non-conformance.

Other Factors Affecting Data Quality: None.

The data for these analyses were reviewed with reference to Region III modifications to U.S. EPA National Functional Guidelines for Organic Data Validation (Sept. 1994). The text of this report has been formulated to address only those problem areas affecting data quality.

Megan Carson

Tetra Tech NUS
Megan Carson
Chemist/Data Validator

Edward Sedlmyer /for

Tetra Tech NUS
Joseph A. Samchuck
Quality Assurance Officer

Attachments:
Appendix A – Qualified Analytical Results
Appendix B – Results as Reported by the Laboratory
Appendix C – Support Documentation

Appendix A

Qualified Analytical Results

PROJ_NO: 02135	NSAMPLE	SB-543-2			SB-543-SS0.5-1			SB-543-SS0-0.5			SB-548-2		
SDG: 810187	LAB_ID	810187-004			810187-003			810187-002			810187-017		
FRACTION: PEST/PCB	SAMP_DATE	10/23/2008			10/23/2008			10/23/2008			10/23/2008		
MEDIA: SOIL	QC_TYPE	NM			NM			NM			NM		
	UNITS	UG/KG			UG/KG			UG/KG			UG/KG		
	PCT_SOLIDS	85.1			87.7			86.8			85.9		
	DUP_OF												
PARAMETER		RESULT	VQL	QLCD	RESULT	VQL	QLCD	RESULT	VQL	QLCD	RESULT	VQL	QLCD
AROCLOR-1016		20	U		19	U		19	U		19	U	
AROCLOR-1221		20	U		19	U		19	U		19	U	
AROCLOR-1232		20	U		19	U		19	U		19	U	
AROCLOR-1242		20	U		19	U		19	U		19	U	
AROCLOR-1248		20	U		19	U		19	U		19	U	
AROCLOR-1254		20	U		19	U		19	U		19	U	
AROCLOR-1260		20	U		19	U		5.4	J		19	U	

PROJ_NO: 02135	NSAMPLE	SB-548-3			SB-548-4			SB-548-SS0.0.5			SB-548-SS0.5.1		
SDG: 810187	LAB_ID	810187-018			810187-019			810187-015			810187-016		
FRACTION: PEST/PCB	SAMP_DATE	10/23/2008			10/23/2008			10/23/2008			10/23/2008		
MEDIA: SOIL	QC_TYPE	NM			NM			NM			NM		
	UNITS	UG/KG			UG/KG			UG/KG			UG/KG		
	PCT_SOLIDS	86.1			87.5			88.4			87.2		
	DUP_OF												
PARAMETER		RESULT	VQL	QLCD	RESULT	VQL	QLCD	RESULT	VQL	QLCD	RESULT	VQL	QLCD
AROCLOR-1016		19	U		19	U		19	U		19	U	
AROCLOR-1221		19	U		19	U		19	U		19	U	
AROCLOR-1232		19	U		19	U		19	U		19	U	
AROCLOR-1242		19	U		19	U		19	U		19	U	
AROCLOR-1248		19	U		19	U		19	U		19	U	
AROCLOR-1254		19	U		19	U		19	U		19	U	
AROCLOR-1260		19	U		19	U		19	U		19	U	

PROJ_NO: 02135	NSAMPLE	SB-571-2			SB-571-4			SB-571-SS0.5-1			SB-571-SS0-0.5		
SDG: 810187	LAB_ID	810187-011			810187-012			810187-010			810187-009		
FRACTION: PEST/PCB	SAMP_DATE	10/23/2008			10/23/2008			10/23/2008			10/23/2008		
MEDIA: SOIL	QC_TYPE	NM			NM			NM			NM		
	UNITS	UG/KG			UG/KG			UG/KG			UG/KG		
	PCT_SOLIDS	89.7			90.4			90.7			93.5		
	DUP_OF												
PARAMETER		RESULT	VQL	QLCD	RESULT	VQL	QLCD	RESULT	VQL	QLCD	RESULT	VQL	QLCD
AROCLOR-1016		19	U		18	U		18	U		18	U	
AROCLOR-1221		19	U		18	U		18	U		18	U	
AROCLOR-1232		19	U		18	U		18	U		18	U	
AROCLOR-1242		19	U		18	U		18	U		18	U	
AROCLOR-1248		19	U		18	U		18	U		18	U	
AROCLOR-1254		19	U		18	U		18	U		18	U	
AROCLOR-1260		19	U		18	U		18	U		18	U	

PROJ_NO: 02135	NSAMPLE	SB-DUP-5			SB-DUP-6			SB-DUP-7		
SDG: 810187	LAB_ID	810187-007			810187-008			810187-020		
FRACTION: PEST/PCB	SAMP_DATE	10/23/2008			10/23/2008			10/23/2008		
MEDIA: SOIL	QC_TYPE	NM			NM			NM		
	UNITS	UG/KG			UG/KG			UG/KG		
	PCT_SOLIDS	88.0			88.9			88.9		
	DUP_OF	SB-548-2			SB-546-SS0-0.5			SB-546-SS0.5-1		
PARAMETER		RESULT	VQL	QLCD	RESULT	VQL	QLCD	RESULT	VQL	QLCD
AROCLOR-1016		19	U		19	U		19	U	
AROCLOR-1221		19	U		19	U		19	U	
AROCLOR-1232		19	U		19	U		19	U	
AROCLOR-1242		19	U		19	U		19	U	
AROCLOR-1248		19	U		19	U		19	U	
AROCLOR-1254		19	U		19	U		19	U	
AROCLOR-1260		19	U		19	U		19	UJ	C

Appendix B

Results as Reported by the Laboratory

GPL Laboratories

GPL
FORM I
ANALYSIS DATA SHEET

SAMPLE NO
SB-543-2

Lab Name :	GPL Laboratories	Client. :	Tetra Tech NUS
Lab Code :	GPL	SAS NO. :	
Case No. :		SDG NO :	810187
Matrix : (Soil / Water)	SOIL	Lab Sample ID :	810187-004-004-1/1
Sample Volume :	30	Lab File ID :	U0317070.D
% Moisture:	14.89	Date Received	10/23/2008
Extraction:	SW3550	Date Extracted:	10/29/2008
Extract Volume:	10 mL	Date Analyzed	10/30/2008
Injection Volume :	1 µL	Dilution Factor :	1
GPC Clean up (Y/N):	pH:		

Concentration Units (ug/L or ug/kg dry weight) : ug/kg

CAS NO	COMPOUND		Q
12674-11-2	PCB-1016	20	U
11104-28-2	PCB-1221	20	U
11141-16-5	PCB-1232	20	U
53469-21-9	PCB-1242	20	U
12672-29-6	PCB-1248	20	U
11097-69-1	PCB-1254	20	U
11096-82-5	PCB-1260	20	U

GPL Laboratories

GPL
FORM I
ANALYSIS DATA SHEET

SAMPLE NO
SB-543-550.5-1

Lab Name :	GPL Laboratories	Client. :	Tetra Tech NUS
Lab Code :	GPL	SAS NO. :	
Case No. :		SDG NO :	810187
Matrix : (Soil / Water)	SOIL	Lab Sample ID :	810187-003-003-1/1
Sample Volume :	30	Lab File ID :	U0317069.D
% Moisture:	12.32	Date Received	10/23/2008
Extraction:	SW3550	Date Extracted:	10/29/2008
Extract Volume:	10 mL	Date Analyzed	10/30/2008
Injection Volume :	1 µL	Dilution Factor :	1
GPC Clean up (Y/N):	pH:		

Concentration Units (ug/L or ug/kg dry weight) : ug/kg

CAS NO	COMPOUND		Q
12674-11-2	PCB-1016	19	U
11104-28-2	PCB-1221	19	U
11141-16-5	PCB-1232	19	U
53469-21-9	PCB-1242	19	U
12672-29-6	PCB-1248	19	U
11097-69-1	PCB-1254	19	U
11096-82-5	PCB-1260	19	U

GPL Laboratories

GPL
FORM I
ANALYSIS DATA SHEET

SAMPLE NO
SB-543-550-0.5

Lab Name :	GPL Laboratories	Client. :	Tetra Tech NUS
Lab Code :	GPL	SAS NO. :	
Case No. :		SDG NO :	810187
Matrix : (Soil / Water)	SOIL	Lab Sample ID :	810187-002-002-1/1
Sample Volume :	30	Lab File ID :	U0317066.D
% Moisture:	13.22	Date Received	10/23/2008
Extraction:	SW3550	Date Extracted:	10/29/2008
Extract Volume:	10 mL	Date Analyzed	10/30/2008
Injection Volume :	1 µL	Dilution Factor :	1
GPC Clean up (Y/N):	pH:		

Concentration Units (ug/L or ug/kg dry weight) : ug/kg

CAS NO	COMPOUND		Q
12674-11-2	PCB-1016	19	U
11104-28-2	PCB-1221	19	U
11141-16-5	PCB-1232	19	U
53469-21-9	PCB-1242	19	U
12672-29-6	PCB-1248	19	U
11097-69-1	PCB-1254	19	U
11096-82-5	PCB-1260	5.4	J

GPL Laboratories

GPL
FORM I
ANALYSIS DATA SHEET

SAMPLE NO
SB-548-2

Lab Name :	GPL Laboratories	Client. :	Tetra Tech NUS
Lab Code :	GPL	SAS NO. :	
Case No. :		SDG NO :	810187
Matrix : (Soil / Water)	SOIL	Lab Sample ID :	810187-017-017-1/1
Sample Volume :	29.99	Lab File ID :	U0317081.D
% Moisture:	14.13	Date Received	10/23/2008
Extraction:	SW3550	Date Extracted:	10/29/2008
Extract Volume:	10 mL	Date Analyzed	10/31/2008
Injection Volume :	1 µL	Dilution Factor :	1
GPC Clean up (Y/N):	pH:		

Concentration Units (ug/L or ug/kg dry weight) : ug/kg

CAS NO	COMPOUND		Q
12674-11-2	PCB-1016	19	U
11104-28-2	PCB-1221	19	U
11141-16-5	PCB-1232	19	U
53469-21-9	PCB-1242	19	U
12672-29-6	PCB-1248	19	U
11097-69-1	PCB-1254	19	U
11096-82-5	PCB-1260	19	U

GPL Laboratories

GPL
FORM I
ANALYSIS DATA SHEET

SAMPLE NO
SB-548-3

Lab Name :	GPL Laboratories	Client. :	Tetra Tech NUS
Lab Code :	GPL	SAS NO. :	
Case No. :		SDG NO :	810187
Matrix : (Soil / Water)	SOIL	Lab Sample ID :	810187-018-018-1/1
Sample Volume :	30	Lab File ID :	U0317082.D
% Moisture:	13.95	Date Received	10/23/2008
Extraction:	SW3550	Date Extracted:	10/29/2008
Extract Volume:	10 mL	Date Analyzed	10/31/2008
Injection Volume :	1 µL	Dilution Factor :	1
GPC Clean up (Y/N):	pH:		

Concentration Units (ug/L or ug/kg dry weight) : ug/kg

CAS NO	COMPOUND		Q
12674-11-2	PCB-1016	19	U
11104-28-2	PCB-1221	19	U
11141-16-5	PCB-1232	19	U
53469-21-9	PCB-1242	19	U
12672-29-6	PCB-1248	19	U
11097-69-1	PCB-1254	19	U
11096-82-5	PCB-1260	19	U

GPL Laboratories

GPL
FORM 1
ANALYSIS DATA SHEET

SAMPLE NO
SB-548-4

Lab Name :	GPL Laboratories	Client. :	Tetra Tech NUS
Lab Code :	GPL	SAS NO. :	
Case No. :		SDG NO :	810187
Matrix : (Soil / Water)	SOIL	Lab Sample ID :	810187-019-019-1/1
Sample Volume :	30	Lab File ID :	U0317063.D
% Moisture:	12.49	Date Received	10/23/2008
Extraction:	SW3550	Date Extracted:	10/29/2008
Extract Volume:	10 mL	Date Analyzed	10/30/2008
Injection Volume :	1 µL	Dilution Factor :	1
GPC Clean up (Y/N):	pH:		

Concentration Units (ug/L or ug/kg dry weight) : ug/kg

CAS NO	COMPOUND		Q
12674-11-2	PCB-1016	19	U
11104-28-2	PCB-1221	19	U
11141-16-5	PCB-1232	19	U
53469-21-9	PCB-1242	19	U
12672-29-6	PCB-1248	19	U
11097-69-1	PCB-1254	19	U
11096-82-5	PCB-1260	19	U

GPL Laboratories

GPL
FORM I
ANALYSIS DATA SHEET

SAMPLE NO
SB-548-550.0.5

Lab Name :	GPL Laboratories	Client. :	Tetra Tech NUS
Lab Code :	GPL	SAS NO. :	
Case No. :		SDG NO :	810187
Matrix : (Soil / Water)	SOIL	Lab Sample ID :	810187-015-015-1/1
Sample Volume :	30	Lab File ID :	U0317077.D
% Moisture:	11.6	Date Received	10/23/2008
Extraction:	SW3550	Date Extracted:	10/29/2008
Extract Volume:	10 mL	Date Analyzed	10/31/2008
Injection Volume :	1 µL	Dilution Factor :	1
GPC Clean up (Y/N):	pH:		

Concentration Units (ug/L or ug/kg dry weight) : ug/kg

CAS NO	COMPOUND		Q
12674-11-2	PCB-1016	19	U
11104-28-2	PCB-1221	19	U
11141-16-5	PCB-1232	19	U
53469-21-9	PCB-1242	19	U
12672-29-6	PCB-1248	19	U
11097-69-1	PCB-1254	19	U
11096-82-5	PCB-1260	19	U

GPL Laboratories

GPL
FORM 1
ANALYSIS DATA SHEET

SAMPLE NO
SB-548-550.5.1

Lab Name :	GPL Laboratories	Client. :	Tetra Tech NUS
Lab Code :	GPL	SAS NO. :	
Case No. :		SDG NO :	810187
Matrix : (Soil / Water)	SOIL	Lab Sample ID :	810187-016-016-1/1
Sample Volume :	30.01	Lab File ID :	U0317078.D
% Moisture:	12.79	Date Received	10/23/2008
Extraction:	SW3550	Date Extracted:	10/29/2008
Extract Volume:	10 mL	Date Analyzed	10/31/2008
Injection Volume :	1 µL	Dilution Factor :	1
GPC Clean up (Y/N):	pH:		

Concentration Units (ug/L or ug/kg dry weight) : ug/kg

CAS NO	COMPOUND		Q
12674-11-2	PCB-1016	19	U
11104-28-2	PCB-1221	19	U
11141-16-5	PCB-1232	19	U
53469-21-9	PCB-1242	19	U
12672-29-6	PCB-1248	19	U
11097-69-1	PCB-1254	19	U
11096-82-5	PCB-1260	19	U

GPL Laboratories

GPL
FORM I
ANALYSIS DATA SHEET

SAMPLE NO
SB-571-2

Lab Name :	GPL Laboratories	Client. :	Tetra Tech NUS
Lab Code :	GPL	SAS NO. :	
Case No. :		SDG NO :	810187
Matrix : (Soil / Water)	SOIL	Lab Sample ID :	810187-011-011-1/1
Sample Volume :	30	Lab File ID :	U0317075.D
% Moisture:	10.32	Date Received	10/23/2008
Extraction:	SW3550	Date Extracted:	10/29/2008
Extract Volume:	10 mL	Date Analyzed	10/31/2008
Injection Volume :	1 µL	Dilution Factor :	1
GPC Clean up (Y/N):	pH:		

Concentration Units (ug/L or ug/kg dry weight) : ug/kg

CAS NO	COMPOUND		Q
12674-11-2	PCB-1016	19	U
11104-28-2	PCB-1221	19	U
11141-16-5	PCB-1232	19	U
53469-21-9	PCB-1242	19	U
12672-29-6	PCB-1248	19	U
11097-69-1	PCB-1254	19	U
11096-82-5	PCB-1260	19	U

GPL Laboratories

GPL
FORM I
ANALYSIS DATA SHEET

SAMPLE NO
SB-571-4

Lab Name :	GPL Laboratories	Client. :	Tetra Tech NUS
Lab Code :	GPL	SAS NO. :	
Case No. :		SDG NO :	810187
Matrix : (Soil / Water)	SOIL	Lab Sample ID :	810187-012-012-1/1
Sample Volume :	30	Lab File ID :	U0317076.D
% Moisture:	9.58	Date Received	10/23/2008
Extraction:	SW3550	Date Extracted:	10/29/2008
Extract Volume:	10 mL	Date Analyzed	10/31/2008
Injection Volume :	1 µL	Dilution Factor :	1
GPC Clean up (Y/N):	pH:		

Concentration Units (ug/L or ug/kg dry weight) : ug/kg

CAS NO	COMPOUND		Q
12674-11-2	PCB-1016	18	U
11104-28-2	PCB-1221	18	U
11141-16-5	PCB-1232	18	U
53469-21-9	PCB-1242	18	U
12672-29-6	PCB-1248	18	U
11097-69-1	PCB-1254	18	U
11096-82-5	PCB-1260	18	U

GPL Laboratories

GPL
FORM 1
ANALYSIS DATA SHEET

SAMPLE NO
SB-571-550.5-1

Lab Name :	GPL Laboratories	Client. :	Tetra Tech NUS
Lab Code :	GPL	SAS NO. :	
Case No. :		SDG NO :	810187
Matrix : (Soil / Water)	SOIL	Lab Sample ID :	810187-010-010-1/1
Sample Volume :	29.99	Lab File ID :	U0317074.D
% Moisture:	9.29	Date Received	10/23/2008
Extraction:	SW3550	Date Extracted:	10/29/2008
Extract Volume:	10 mL	Date Analyzed	10/31/2008
Injection Volume :	1 µL	Dilution Factor :	1
GPC Clean up (Y/N):	pH:		

Concentration Units (ug/L or ug/kg dry weight) : ug/kg

CAS NO	COMPOUND		Q
12674-11-2	PCB-1016	18	U
11104-28-2	PCB-1221	18	U
11141-16-5	PCB-1232	18	U
53469-21-9	PCB-1242	18	U
12672-29-6	PCB-1248	18	U
11097-69-1	PCB-1254	18	U
11096-82-5	PCB-1260	18	U

GPL Laboratories

GPL
FORM 1
ANALYSIS DATA SHEET

SAMPLE NO
SB-571-550-0.5

Lab Name :	GPL Laboratories	Client. :	Tetra Tech NUS
Lab Code :	GPL	SAS NO. :	
Case No. :		SDG NO :	810187
Matrix : (Soil / Water)	SOIL	Lab Sample ID :	810187-009-009-1/1
Sample Volume :	30.01	Lab File ID :	U0317073.D
% Moisture:	6.5	Date Received	10/23/2008
Extraction:	SW3550	Date Extracted:	10/29/2008
Extract Volume:	10 mL	Date Analyzed	10/31/2008
Injection Volume :	1 µ L	Dilution Factor :	1
GPC Clean up (Y/N):	pH:		

Concentration Units (ug/L or ug/kg dry weight) : ug/kg

CAS NO	COMPOUND		Q
12674-11-2	PCB-1016	18	U
11104-28-2	PCB-1221	18	U
11141-16-5	PCB-1232	18	U
53469-21-9	PCB-1242	18	U
12672-29-6	PCB-1248	18	U
11097-69-1	PCB-1254	18	U
11096-82-5	PCB-1260	18	U

GPL Laboratories

GPL
FORM 1
ANALYSIS DATA SHEET

SAMPLE NO
SB-DUP-5

Lab Name :	GPL Laboratories	Client. :	Tetra Tech NUS
Lab Code :	GPL	SAS NO. :	
Case No. :		SDG NO :	810187
Matrix : (Soil / Water)	SOIL	Lab Sample ID :	810187-007-007-1/1
Sample Volume :	29.99	Lab File ID :	U0317071.D
% Moisture:	12.05	Date Received	10/23/2008
Extraction:	SW3550	Date Extracted:	10/29/2008
Extract Volume:	10 mL	Date Analyzed	10/31/2008
Injection Volume :	1 µL	Dilution Factor :	1
GPC Clean up (Y/N):	pH:		

Concentration Units (ug/L or ug/kg dry weight) : ug/kg

CAS NO	COMPOUND		Q
12674-11-2	PCB-1016	19	U
11104-28-2	PCB-1221	19	U
11141-16-5	PCB-1232	19	U
53469-21-9	PCB-1242	19	U
12672-29-6	PCB-1248	19	U
11097-69-1	PCB-1254	19	U
11096-82-5	PCB-1260	19	U

GPL Laboratories

GPL
FORM 1
ANALYSIS DATA SHEET

SAMPLE NO
SB-DUP-6

Lab Name :	GPL Laboratories	Client. :	Tetra Tech NUS
Lab Code :	GPL	SAS NO. :	
Case No. :		SDG NO :	810187
Matrix : (Soil / Water)	SOIL	Lab Sample ID :	810187-008-008-1/1
Sample Volume :	30	Lab File ID :	U0317072.D
% Moisture:	11.12	Date Received	10/23/2008
Extraction:	SW3550	Date Extracted:	10/29/2008
Extract Volume:	10 mL	Date Analyzed	10/31/2008
Injection Volume :	1 µL	Dilution Factor :	1
GPC Clean up (Y/N):	pH:		

Concentration Units (ug/L or ug/kg dry weight) : ug/kg

CAS NO	COMPOUND		Q
12674-11-2	PCB-1016	19	U
11104-28-2	PCB-1221	19	U
11141-16-5	PCB-1232	19	U
53469-21-9	PCB-1242	19	U
12672-29-6	PCB-1248	19	U
11097-69-1	PCB-1254	19	U
11096-82-5	PCB-1260	19	U

GPL Laboratories

GPL
FORM I
ANALYSIS DATA SHEET

SAMPLE NO
SB-DUP-7

Lab Name :	GPL Laboratories	Client. :	Tetra Tech NUS
Lab Code :	GPL	SAS NO. :	
Case No. :		SDG NO :	810187
Matrix : (Soil / Water)	SOIL	Lab Sample ID :	810187-020-020-1/1
Sample Volume :	30	Lab File ID :	U0317042.D
% Moisture:	14.21	Date Received	10/23/2008
Extraction:	SW3550	Date Extracted:	10/29/2008
Extract Volume:	10 mL	Date Analyzed	10/30/2008
Injection Volume :	1 µL	Dilution Factor :	1
GPC Clean up (Y/N):	pH:		

Concentration Units (ug/L or ug/kg dry weight) : ug/kg

CAS NO	COMPOUND		Q
12674-11-2	PCB-1016	19	U
11104-28-2	PCB-1221	19	U
11141-16-5	PCB-1232	19	U
53469-21-9	PCB-1242	19	U
12672-29-6	PCB-1248	19	U
11097-69-1	PCB-1254	19	U
11096-82-5	PCB-1260	19	U

Appendix C

Support Documentation

HOLDTIME

SDG 810187

SORT	UNITS	NSAMPLE	LAB_ID	QC_TYPE	SAMP_DATE	EXTR_DATE	ANAL_DATE	SMP_EXTR	EXTR_ANL	SMP_ANL
PCS	%	SB-548-3	810187-018	NM	10/23/2008	12/30/1899	10/31/2008	-4E+04	39751	8
PCS	%	SB-DUP-7	810187-020	NM	10/23/2008	12/30/1899	10/31/2008	-4E+04	39751	8
PCS	%	SB-543-550.5-1	810187-003	NM	10/23/2008	12/30/1899	10/31/2008	-4E+04	39751	8
PCS	%	SB-548-2	810187-017	NM	10/23/2008	12/30/1899	10/31/2008	-4E+04	39751	8
PCS	%	SB-543-2	810187-004	NM	10/23/2008	12/30/1899	10/31/2008	-4E+04	39751	8
PCS	%	SB-548-4	810187-019	NM	10/23/2008	12/30/1899	10/31/2008	-4E+04	39751	8
PCS	%	SB-548-550.0.5	810187-015	NM	10/23/2008	12/30/1899	10/31/2008	-4E+04	39751	8
PCS	%	SB-548-550.5.1	810187-016	NM	10/23/2008	12/30/1899	10/31/2008	-4E+04	39751	8
PCS	%	SB-571-2	810187-011	NM	10/23/2008	12/30/1899	10/31/2008	-4E+04	39751	8
PCS	%	SB-571-4	810187-012	NM	10/23/2008	12/30/1899	10/31/2008	-4E+04	39751	8
PCS	%	SB-571-550.5-1	810187-010	NM	10/23/2008	12/30/1899	10/31/2008	-4E+04	39751	8
PCS	%	SB-571-550-0.5	810187-009	NM	10/23/2008	12/30/1899	10/31/2008	-4E+04	39751	8
PCS	%	SB-DUP-5	810187-007	NM	10/23/2008	12/30/1899	10/31/2008	-4E+04	39751	8
PCS	%	SB-DUP-6	810187-008	NM	10/23/2008	12/30/1899	10/31/2008	-4E+04	39751	8
PCS	%	SB-543-550-0.5	810187-002	NM	10/23/2008	12/30/1899	10/31/2008	-4E+04	39751	8

SORT	UNITS	NSAMPLE	LAB_ID	QC_TYPE	SAMP_DATE	EXTR_DATE	ANAL_DATE	SMP_EXTR	EXTR_ANL	SMP_ANL
PCB	%	SB-543-2	810187-004	NM	10/23/2008	12/30/1899	10/30/2008	-4E+04	39750	7
PCB	%	SB-DUP-5	810187-007	NM	10/23/2008	12/30/1899	10/31/2008	-4E+04	39751	8
PCB	%	SB-571-550-0.5	810187-009	NM	10/23/2008	12/30/1899	10/31/2008	-4E+04	39751	8
PCB	%	SB-571-550.5-1	810187-010	NM	10/23/2008	12/30/1899	10/31/2008	-4E+04	39751	8
PCB	%	SB-571-4	810187-012	NM	10/23/2008	12/30/1899	10/31/2008	-4E+04	39751	8
PCB	%	SB-571-2	810187-011	NM	10/23/2008	12/30/1899	10/31/2008	-4E+04	39751	8
PCB	%	SB-548-550.5.1	810187-016	NM	10/23/2008	12/30/1899	10/31/2008	-4E+04	39751	8
PCB	%	SB-548-550.0.5	810187-015	NM	10/23/2008	12/30/1899	10/31/2008	-4E+04	39751	8
PCB	%	SB-548-4	810187-019	NM	10/23/2008	12/30/1899	10/30/2008	-4E+04	39750	7
PCB	%	SB-548-3	810187-018	NM	10/23/2008	12/30/1899	10/31/2008	-4E+04	39751	8
PCB	%	SB-548-2	810187-017	NM	10/23/2008	12/30/1899	10/31/2008	-4E+04	39751	8
PCB	%	SB-DUP-6	810187-008	NM	10/23/2008	12/30/1899	10/31/2008	-4E+04	39751	8
PCB	%	SB-543-550.5-1	810187-003	NM	10/23/2008	12/30/1899	10/30/2008	-4E+04	39750	7
PCB	%	SB-543-550-0.5	810187-002	NM	10/23/2008	12/30/1899	10/30/2008	-4E+04	39750	7
PCB	UG/KG	SB-571-2	810187-011	NM	10/23/2008	12/30/1899	10/31/2008	-4E+04	39751	8
PCB	UG/KG	SB-543-2	810187-004	NM	10/23/2008	12/30/1899	10/30/2008	-4E+04	39750	7
PCB	UG/KG	SB-543-550.5-1	810187-003	NM	10/23/2008	12/30/1899	10/30/2008	-4E+04	39750	7
PCB	UG/KG	SB-543-550-0.5	810187-002	NM	10/23/2008	12/30/1899	10/30/2008	-4E+04	39750	7

SORT	UNITS	NSAMPLE	LAB_ID	QC_TYPE	SAMP_DATE	EXTR_DATE	ANAL_DATE	SMP_EXTR	EXTR_ANL	SMP_ANL
PCB	UG/KG	SB-548-2	810187-017	NM	10/23/2008	12/30/1899	10/31/2008	-45404	39751	8
PCB	UG/KG	SB-548-3	810187-018	NM	10/23/2008	12/30/1899	10/31/2008	-45404	39751	8
PCB	UG/KG	SB-548-4	810187-019	NM	10/23/2008	12/30/1899	10/30/2008	-45404	39750	7
PCB	UG/KG	SB-548-550.5.1	810187-016	NM	10/23/2008	12/30/1899	10/31/2008	-45404	39751	8
PCB	UG/KG	SB-571-4	810187-012	NM	10/23/2008	12/30/1899	10/31/2008	-45404	39751	8
PCB	UG/KG	SB-571-550.5-1	810187-010	NM	10/23/2008	12/30/1899	10/31/2008	-45404	39751	8
PCB	UG/KG	SB-571-550-0.5	810187-009	NM	10/23/2008	12/30/1899	10/31/2008	-45404	39751	8
PCB	UG/KG	SB-DUP-5	810187-007	NM	10/23/2008	12/30/1899	10/31/2008	-45404	39751	8
PCB	UG/KG	SB-DUP-6	810187-008	NM	10/23/2008	12/30/1899	10/31/2008	-45404	39751	8
PCB	UG/KG	SB-548-550.0.5	810187-015	NM	10/23/2008	12/30/1899	10/31/2008	-45404	39751	8

Megan Curson Lockheed Martin - Block E

SDG 810187 Sample: SB-543-SSO-0.5

%S 86.78% FV = 10mL EV = 30.0g

$\frac{8348067}{723200} = 11.54$

$\frac{17581328}{1338000} = 13.14$

$\frac{17930098}{1043000} = 17.19$

$\frac{21447428}{1660000} = 12.92$

$\frac{12127788}{756800} = 16.03$

$\frac{16.03}{70.81\ \%S} = 14.16$

$\frac{14.16 \times 10mL}{30.0g \times .8678\ \%S} = 5.44\ ug/kg$

Quantitation Report

Signal #1 : I:\GCDATA\U\103008\U0317066.D\ECD1A.CH Vial: 19
Signal #2 : I:\GCDATA\U\103008\U0317066.D\ECD2B.CH
Acq On : 10-30-08 21:40:31 Operator: AA
Sample : 810187-002-002-1/1 Inst : Instrumen
Misc : SB-543-550-0.5,S Multiplr: 1.00
IntFile Signal #1: autoint1.e IntFile Signal #2: autoint2.e
Quant Time: Oct 31 10:15 2008 Quant Results File: 080408AU.RES

Quant Method : H:\GCDATA\METHODS\U_ICAL\080408AU.M (Chemstation Integrator)
Title : 8082_PCB_Method / 608_PCB
Last Update : Tue Aug 05 11:57:42 2008
Response via : Multiple Level Calibration
DataAcq Meth : PEST32UT.M

Volume Inj. : 1.0uL
Signal #1 Phase : RTx-CLP Signal #2 Phase: RTx-CLP2
Signal #1 Info : 0.32 Signal #2 Info : 0.32

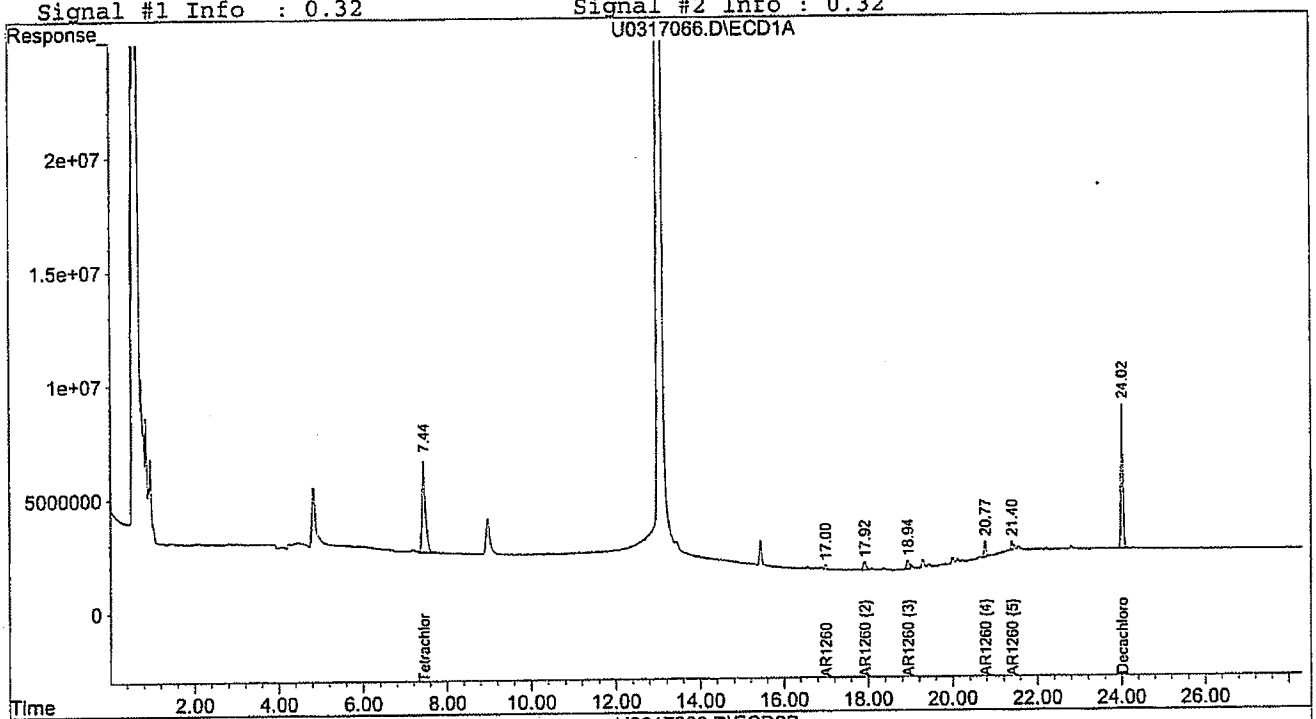

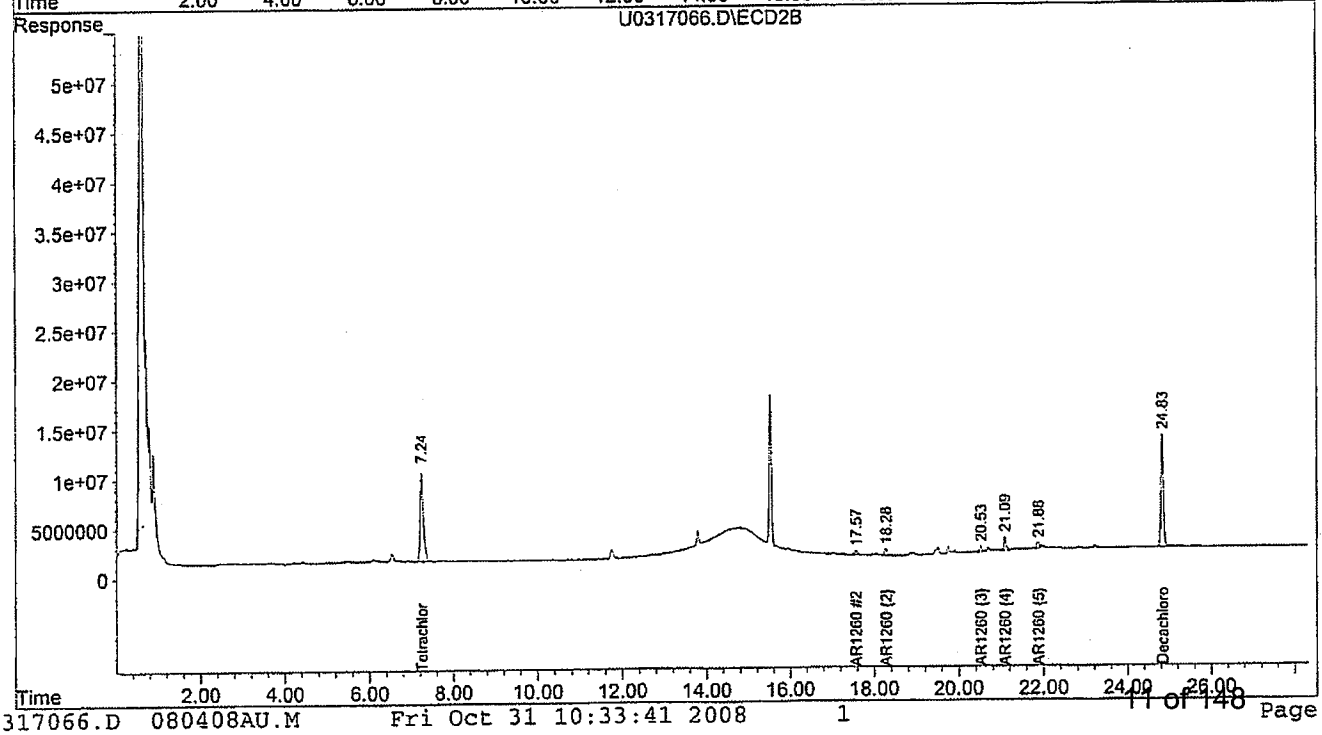

Quantitation Report

Signal #1 : I:\GCDATA\U\103008\U0317083.D\ECD1A.CH Vial: 31
Signal #2 : I:\GCDATA\U\103008\U0317083.D\ECD2B.CH
Acq On : 10-31-08 06:45:00 Operator: AA
Sample : AR1660-3 Inst : Instrumen
Misc : 8082 STD Multiplr: 1.00
IntFile Signal #1: autoint1.e IntFile Signal #2: autoint2.e
Quant Time: Oct 31 10:24 2008 Quant Results File: 080408AU.RES

Quant Method : H:\GCDATA\METHODS\U_ICAL\080408AU.M (Chemstation Integrator)
Title : 8082_PCB_Method / 608_PCB
Last Update : Tue Aug 05 11:57:42 2008
Response via : Multiple Level Calibration
DataAcq Meth : PEST32UT.M

Volume Inj. : 1.0uL
Signal #1 Phase : RTx-CLP Signal #2 Phase: RTx-CLP2
Signal #1 Info : 0.32 Signal #2 Info : 0.32

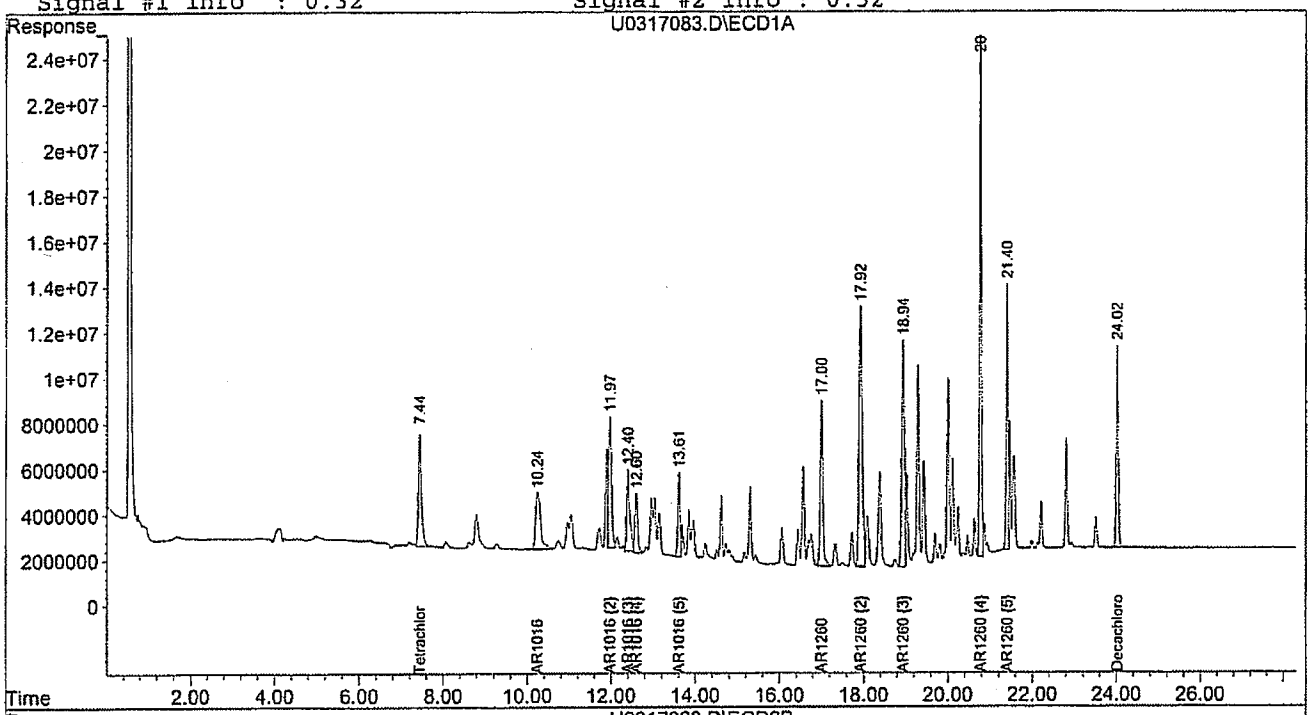

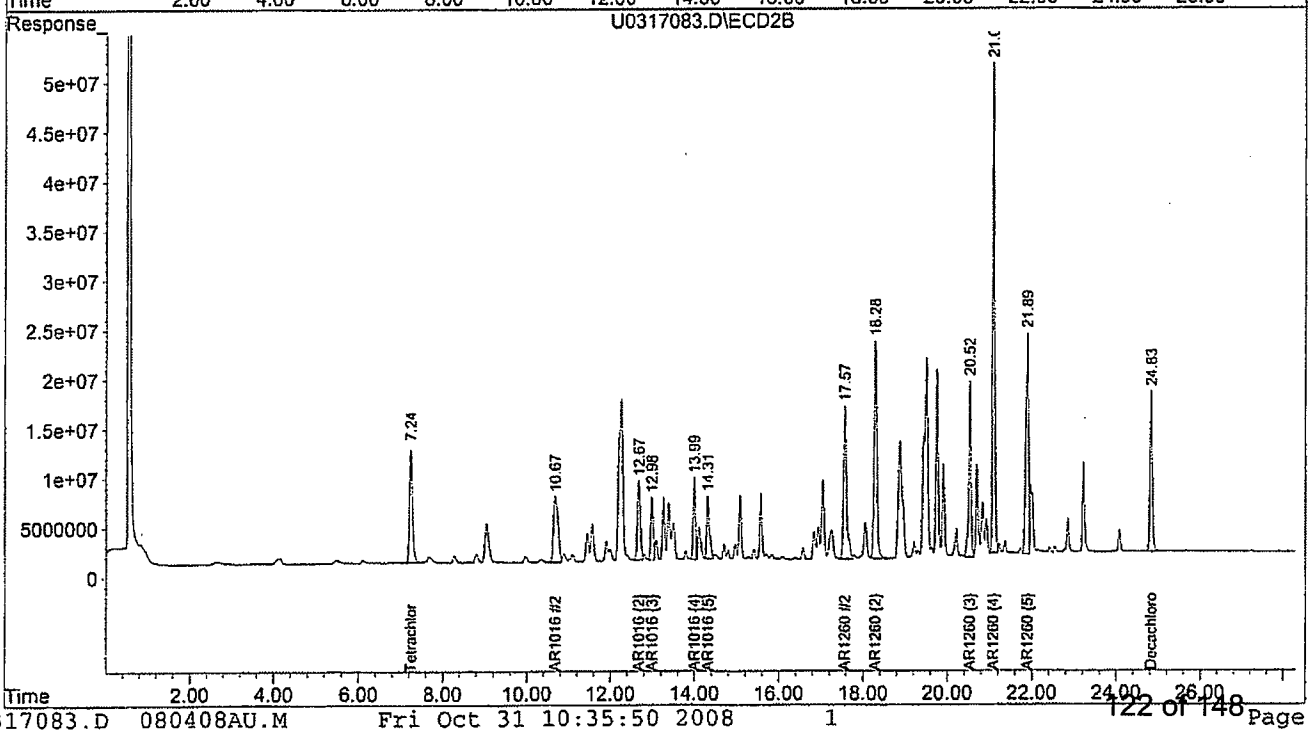

The Case Narrative, Chain of Custody, Sample Receipt Checklist, and the cover page of the Sample Analysis Report, are integral parts of GPL Laboratories' report package. If you did not receive all of these documents, please contact GPL immediately.

Sample Receipt

Twenty soil samples were received on 10/23/2008. The samples were delivered by GPL courier. Sample receipt conditions and temperatures are documented on the Sample Receipt checklist.

Based on information in the Chain-of-Custody, five samples were placed on hold pending initial results.

Sample Analysis

Samples were prepared and analyzed by GPL using the analytical methodologies indicated on the Sample Analysis Summary Report. In some chromatographic analyses, manual integration is used instead of automated integration because it produces more accurate results. All manual integrations are denoted on the sample quantitation report. Analysis results and limits for soil are reported on a dry weight basis unless otherwise specified on the report.

PCBs

The following samples were placed on hold based on the Chain-of-Custody:

SB-544-4 (GPL Lab ID 810187-001)
SB-543-3 (GPL Lab ID 810187-005)
SB-543-4 (GPL Lab ID 810187-006)
SB-571-6 (GPL Lab ID 810187-013)
SB-571-8 (GPL Lab ID 810187-014)

Based on lab analysis, none of the held samples require analysis.

Fifteen soil samples were extracted and analyzed for PCB compounds using EPA SW846 method 8082.
All extraction and analysis holding times were met.
All surrogate spike recoveries were within QC limits.
A matrix spike and matrix spike duplicate were performed on sample SB-548-4.All spike recoveries were within the QC limits.
A laboratory control sample was extracted and analyzed along with the batch. All spike recoveries were within QC limits.

Reviewed By,
Project Manager

Approved By,
Laboratory Director

GPL Laboratories, LLLP

Sample Summary Report

Tetra Tech NUS

Work Order: 810187

#Megan Curson 4/27/09

Client Sample ID	Lab Sample ID	Analytical Method	Matrix	Date Sampled	Date Recieved
SB-543-2	810187-004-004-1/1 810187-004-004-1/1	SW8082 CLP_SOLIDS	SOIL	10/23/2008	10/23/2008
SB-543-~~550~~-0.5 SS	810187-002-002-1/1 810187-002-002-1/1	SW8082 CLP_SOLIDS	SOIL	10/23/2008	10/23/2008
SB-543-~~550~~.5-1 SS	810187-003-003-1/1 810187-003-003-1/1	SW8082 CLP_SOLIDS	SOIL	10/23/2008	10/23/2008
SB-548-2	810187-017-017-1/1 810187-017-017-1/1	SW8082 CLP_SOLIDS	SOIL	10/23/2008	10/23/2008
SB-548-3	810187-018-018-1/1 810187-018-018-1/1	SW8082 CLP_SOLIDS	SOIL	10/23/2008	10/23/2008
SB-548-4	810187-019-019-1/1 810187-019-019-1/1	SW8082 CLP_SOLIDS	SOIL	10/23/2008	10/23/2008
SB-548-~~550.0.5~~ SB-548-SS0-0.5	810187-015-015-1/1 810187-015-015-1/1	SW8082 CLP_SOLIDS	SOIL	10/23/2008	10/23/2008
SB-548-~~550.5-1~~ SB-548-SS0.5-1.0	810187-016-016-1/1 810187-016-016-1/1	SW8082 CLP_SOLIDS	SOIL	10/23/2008	10/23/2008
SB-571-2	810187-011-011-1/1 810187-011-011-1/1	SW8082 CLP_SOLIDS	SOIL	10/23/2008	10/23/2008
SB-571-4	810187-012-012-1/1 810187-012-012-1/1	SW8082 CLP_SOLIDS	SOIL	10/23/2008	10/23/2008
SB-571-~~550~~-0.5 SS	810187-009-009-1/1 810187-009-009-1/1	SW8082 CLP_SOLIDS	SOIL	10/23/2008	10/23/2008
SB-571-~~550~~.5-1 SS	810187-010-010-1/1 810187-010-010-1/1	SW8082 CLP_SOLIDS	SOIL	10/23/2008	10/23/2008
SB-DUP-5	810187-007-007-1/1 810187-007-007-1/1	SW8082 CLP_SOLIDS	SOIL	10/23/2008	10/23/2008
SB-DUP-6	810187-008-008-1/1 810187-008-008-1/1	SW8082 CLP_SOLIDS	SOIL	10/23/2008	10/23/2008
SB-DUP-7	810187-020-020-1/1	CLP_SOLIDS	SOIL	10/23/2008	10/23/2008

Sample Summary Report

Tetra Tech NUS

Work Order: 810187

Client Sample ID	Lab Sample ID	Analytical Method	Matrix	Date Sampled	Date Recieved

PESTICIDE/PCB EXTRACTION LOG SOIL / WATER / WIPES / OIL

Sep. Funnel 3510C / Continuous 3520C / Soxhlet 3540C / Sonication 3550B / Waste Dilution 3580A
OLCO3.2 / OLMO4.2 / OLMO3.2 / OLM04.3

Approval / Date: ST. 10/29/08 GPC: Y / N

Analysis Method: 8082 (S)

Ext. Chemist: VT Date: 10/29/08 Conc. Chemist: VT Date: 10/29/08

Cleanup:

Florisil (3620B)(F) Date: — Acid(3665A)(A) Date 10/29/08 Sulfur (3660B)(S) Date: —

Lot #: — Lot #: 071680 Lot #: —

Spike Witness Initials: ST.

GPL W. O. #	Frac.	Init pH	Sample Vol. gram / mL	Surr. Vol. mL	Spike Vol. mL	Adjust. pH	F / A / S Cleanup	F.V. mL
810187	BLK	—	30.00	1.0	—	—	A	10.0
	BKS		30.00		1.0			
	19 MS		29.99					
	19 MSD		30.01					
	002		30.00		—			
	003		30.00					
	004		30.00					
	007		29.99					
	008		30.00					
	009		30.01					
	010		29.99					
	011		30.00					
	012		30.00					
	015		30.00					
	016		30.01					
	017		29.99					
	018		30.00					
	019		30.00					
[illegible]	20		30.00					
810157	05		30.00					
	06		30.00					
		VT	10/29/08					

Solvent: DCM / Acetone Solvent: Hexane Surrogate Soln#: 43895 Matrix Spike Soln #: 43770

Lot #: G29401, E48, E51 Lot #: G31E29 Surr. Soln Conc(s): 0.2 PPM MS Soln Conc(s): 5.5 PPM

Sodium Sulfate # : C37580

Comments & Observations:

GPL Laboratories, LLC *Document Control No: GP_G_107*

GC ANALYSIS LOG

Instrument ID: HP5890 # L Reviewed by: RP Date: 8/6/08

Data Acquisition Method:	Pest32// PCB32 / Herb32 /
Injector Temp (oC):	~~180~~ (200) / 240 /
Detector Temp(oC):	300
Oven Initial Temp(oC):	60 (150 /
Initial Time (min):	0.0 / 0.50 (1.0
Ramp Rate (oC/min) :	10-200-4 / 11-280-ea 15-300-3
Final Temp(oC):	200 / 275 (300
Injection Volume(uL):	(1.0) / 2.0 / 2.5 /

Detector A

Column:	RTX-CLP	30meter
ID:	0.32 mm	

Detector B

Column:	RTX-CLP2	30 meter
ID:	0.32 mm	

ICAL Method: 080408A.U.M Analyst: RP

Injection Log

Directory: i:\gcdata\u\080408a

Seq.	L	Vial	FileName	Multiplier	SampleName	Misc Info	Injected
	L	1	u0316110.d	1.	AR2154-5	8082 STD	4 Aug 08 15:51
		1	u0316111.d	1.	AR2154-5	8082 STD	4 Aug 08 16:23
	L	2	u0316112.d	1.	AR2154-4	8082 STD	4 Aug 08 16:55
		3	u0316113.d	1.	AR2154-3	8082 STD	4 Aug 08 17:27
	L	4	u0316114.d	1.	AR2154-2	8082 STD	4 Aug 08 17:59
		5	u0316115.d	1.	AR2154-1	8082 STD	4 Aug 08 18:31
	L	6	u0316116.d	1.	AR2154-0.5	8082 STD	4 Aug 08 19:03
		7	u0316117.d	1.	AR1242-5	8082 STD	4 Aug 08 19:35
	L	8	u0316118.d	1.	AR1242-4	8082 STD	4 Aug 08 20:07
		9	u0316119.d	1.	AR1242-3	8082 STD	4 Aug 08 20:39
	L	10	u0316120.d	1.	AR1242-2	8082 STD	4 Aug 08 21:11
		11	u0316121.d	1.	AR1242-1	8082 STD	4 Aug 08 21:43
	L	12	u0316122.d	1.	AR1242-0.5	8082 STD	4 Aug 08 22:16
		13	u0316123.d	1.	AR1248-5	8082 STD	4 Aug 08 22:48
	L	14	u0316124.d	1.	AR1248-4	8082 STD	4 Aug 08 23:20
		15	u0316125.d	1.	AR1248-3	8082 STD	4 Aug 08 23:52
	L	16	u0316126.d	1.	AR1248-2	8082 STD	5 Aug 08 00:24
		17	u0316127.d	1.	AR1248-1	8082 STD	5 Aug 08 00:56
	L	18	u0316128.d	1.	AR1248-0.5	8082 STD	5 Aug 08 01:28
		19	u0316129.d	1.	AR1232-5	8082 STD	5 Aug 08 02:00
	L	20	u0316130.d	1.	AR1232-4	8082 STD	5 Aug 08 02:32
		21	u0316131.d	1.	AR1232-3	8082 STD	5 Aug 08 03:04
	L	22	u0316132.d	1.	AR1232-2	8082 STD	5 Aug 08 03:36
		23	u0316133.d	1.	AR1232-1	8082 STD	5 Aug 08 04:08
	L	24	u0316134.d	1.	AR1232-0.5	8082 STD	5 Aug 08 04:40
		25	u0316135.d	1.	AR1262-3	8082 STD	5 Aug 08 05:12
	L	26	u0316136.d	1.	AR1268-3	8082 STD	5 Aug 08 05:44
		27	u0316137.d	1.	AR1660-5	8082 STD	5 Aug 08 06:16
	L	28	u0316138.d	1.	AR1660-4	8082 STD	5 Aug 08 06:48
		29	u0316139.d	1.	AR1660-3	8082 STD	5 Aug 08 07:21
	L	30	u0316140.d	1.	AR1660-2	8082 STD	5 Aug 08 07:53
		31	u0316141.d	1.	AR1660-1	8082 STD	5 Aug 08 08:25
	L	32	u0316142.d	1.	AR1660-0.5	8082 STD	5 Aug 08 08:57
		33	u0316143.d	1.	AR1660-ICV	8082 STD	5 Aug 08 09:29
		34	u0316144.d	1.	AR2154-3	8082 STD	5 Aug 08 10:01
	L	35	u0316145.d	1.	AR1242-3	8082 STD	5 Aug 08 10:33
		36	u0316146.d	1.	AR1248-3	8082 STD	5 Aug 08 11:06
	L	37	u0316147.d	1.	AR1232-3	8082 STD	5 Aug 08 11:38
		38	u0316148.d	1.	BLK104873	BLK,L	5 Aug 08 12:10
	L	39	u0316149.d	1.	807148-012-012-1/1	38092,L	5 Aug 08 12:42
		40	u0316150.d	1.	807148-012-012-1/1DUP	38092,L	5 Aug 08 13:14
	L	41	u0316151.d	1.	807148-012-012-1/1TRIP	38092,L	5 Aug 08 13:46
		42	u0316152.d	1.	807148-013-013-1/1	38095,L	5 Aug 08 14:18
	L	43	u0316153.d	1.	807148-013-013-1/1DUP	38095,L	5 Aug 08 14:50
		44	u0316154.d	1.	807148-013-013-1/TRIP	38095,L	5 Aug 08 15:22
	L	45	u0316155.d	1.	BLK104794	BLK,S	5 Aug 08 15:54
		46	u0316156.d	1.	BKS104794	BKS,S	5 Aug 08 16:26
	L	47	u0316157.d	1.	BKSD104794	BKS,S	5 Aug 08 16:58
		48	u0316158.d	1.	807152-007-007-1/1	38142,S	5 Aug 08 17:30
		49	u0316159.d	1.	AR1660-3	8082 STD	5 Aug 08 18:02
Comments:		50	u0316160.d	1.	AR1254-3	8082 STD	5 Aug 08 18:34
		51	u0316161.d	1.	AR1242-3	8082 STD	5 Aug 08 19:06
		52	u0316162.d	1.	AR1232-3	8082 STD	5 Aug 08 19:38
		53	u0316163.d	1.	AR1248-3	8082 STD	5 Aug 08 20:10
		54	u0316164.d	1.	807152-007-07-1/1 50X	38142 DL,S	5 Aug 08 20:42
		55	u0316165.d	1.	807152-007-07-1/1 100X	38142 DL,S	5 Aug 08 21:14
		56	u0316166.d	1.	BLK104880	BLK,W	5 Aug 08 21:46

GC ANALYSIS LOG

Intrument ID: HP5890 # U Reviewed by: RP Date: 10/31/08

Data Acquisition Method:	Pest32 / PCB32 / Herb32
Injector Temp (oC):	180 / 200 / 240 /
Detector Temp(oC):	300
Oven Initial Temp(oC):	60 / 150 /
Initial Time (min):	0.0 / 0.50 / 1.0 /
Ramp Rate (oC/min) :	10-200-4, 200-4, 300-7
Final Temp(oC):	200 / 275 / 300 /
Injection Volume(uL):	1.0 / 2.0 / 2.5 /

Detector A

Column:	RTX-CLP 30meter
ID:	0.32 mm

Detector B

Column:	RTX-CLP2 30 meter
ID:	0.32 mm

ICAL Method: 0804 08A V.M Analyst: LA

Seq.	File ID	GPL ID	Dil	Matrix	Date	Comments
102908	U					
	U					
	U					
	U					
	U					
	U					
	U					
	U					
	U					
	U					
	U					
	U					
	U					
	U					
	U					
	U					
	U					
	U					
	U					
	U					
	U					
	U					
	U					
	U					
	U					
	U					
	U					
	U					

Injection Log

Directory: h:\gcdata\u\102908

Line	Vial	FileName	Multiplier	SampleName	Misc Info	Injected
1	1	u0317007.d	1.	AR1660-3	8082 STD	29 Oct 08 10:33
2	2	u0317008.d	1.	810185-009-009-1/1	SB-542-4,S	29 Oct 08 11:05
3	3	u0317009.d	1.	810185-010-010-1/1	SB-567-550-0.5,S	29 Oct 08 11:37
4	4	u0317010.d	1.	810185-011-011-1/1	SB-567-550-5-1,S	29 Oct 08 12:09
5	5	u0317011.d	1.	810185-012-012-1/1	SB-567-2,S	29 Oct 08 12:41
6	6	u0317012.d	1.	810185-013-013-1/1	SB-552-550-0.5,S	29 Oct 08 13:13
7	7	u0317013.d	1.	810185-014-014-1/1	SB-552-550-5.1,S	29 Oct 08 13:46
8	8	u0317014.d	1.	810185-015-015-1/1	SB-552-2,S	29 Oct 08 14:18
9	9	u0317015.d	1.	810185-018-018-1/1	SB-552-SS[CS],S	29 Oct 08 14:50
10	10	u0317016.d	1.	810185-019-019-1/1	SB-551-SS[CS],S	29 Oct 08 15:22
11	11	u0317017.d	1.	810185-020-020-1/1	SB-551-550-0.5,S	29 Oct 08 15:54
12	12	u0317018.d	1.	AR1660-3	8082 STD	29 Oct 08 16:26
13	13	u0317019.d	1.	AR2154-3	8082 STD	29 Oct 08 16:58
14	14	u0317020.d	1.	810140-009-009-1/1	SB-561-6,S	29 Oct 08 17:30
15	15	u0317021.d	1.	810140-010-010-1/1	SB-561-8,S	29 Oct 08 18:02
16	16	u0317022.d	1.	BLK106344	BLK,S	29 Oct 08 18:34
17	17	u0317023.d	1.	BKS106344	BKS,S	29 Oct 08 19:06
18	18	u0317024.d	1.	810187-002-002-1/1	SB-543-550-0.5,S	29 Oct 08 19:38
19	19	u0317025.d	1.	810187-003-003-1/1	SB-543-550-5-1,S	29 Oct 08 20:10
20	20	u0317026.d	1.	810187-004-004-1/1	SB-543-550-5-1,S	29 Oct 08 20:42
21	21	u0317027.d	1.	810187-007-007-1/1	SB-DUP-5,S	29 Oct 08 21:14
22	22	u0317028.d	1.	810187-008-008-1/1	SB-DUP-6,S	29 Oct 08 21:46
23	23	u0317029.d	1.	810187-009-009-1/1	SB-571-550-0.5,S	29 Oct 08 22:18
24	24	u0317030.d	1.	810187-010-010-1/1	SB-571-550-5-1,S	29 Oct 08 22:50
25	25	u0317031.d	1.	AR1660-3	8082 STD	29 Oct 08 23:22
26	26	u0317032.d	1.	AR2154-3	8082 STD	29 Oct 08 23:54
27	27	u0317033.d	1.	810187-011-011-1/1	SB-571-2,S	30 Oct 08 00:26
28	28	u0317034.d	1.	810187-012-012-1/1	SB-571-4,S	30 Oct 08 00:58
29	29	u0317035.d	1.	810187-015-015-1/1	SB-548-550-0.5,S	30 Oct 08 01:30
30	30	u0317036.d	1.	810187-016-016-1/1	SB-548-550-5.1,S	30 Oct 08 02:02
31	31	u0317037.d	1.	810187-017-017-1/1	SB-548-2,S	30 Oct 08 02:34
32	32	u0317038.d	1.	810187-018-018-1/1	SB-548-3,S	30 Oct 08 03:06
33	33	u0317039.d	1.	810187-019-019-1/1	SB-548-4,S	30 Oct 08 03:38
34	34	u0317040.d	1.	810187-019-019-1/1MS	SB-548-4MS,S	30 Oct 08 04:10
35	35	u0317041.d	1.	810187-019-019-1/1MSD	SB-548-4MSD,S	30 Oct 08 04:42
36	36	u0317042.d	1.	810187-020-020-1/1	SB-DUP-7,S	30 Oct 08 05:14
37	37	u0317043.d	1.	AR1660-3	8082 STD	30 Oct 08 05:46
38	38	u0317044.d	1.	AR2154-3	8082 STD	30 Oct 08 06:18
39	39	u0317045.d	1.	810157-005-005-1/1	SB-569-6,S	30 Oct 08 06:50
40	40	u0317046.d	1.	810157-006-006-1/1	SB-569-8,S	30 Oct 08 07:22
41	37	u0317047.d	1.	AR1660-3	8082 STD	30 Oct 08 07:54

Comments: not used

GC ANALYSIS LOG

Intrument ID: HP5890 # U

Reviewed by: RP Date: 10/31/08

Data Acquisition Method:	Pest32 / PCB32 / Herb32
Injector Temp (oC):	180 / 200 / 240 /
Detector Temp(oC):	300
Oven Initial Temp(oC):	60 / 150 /
Initial Time (min):	0.0 / 0.50 / 1.0 / 4 min
Ramp Rate (oC/min) :	10 - 280 - 4 / 280 - 4 / - 300 4
Final Temp(oC):	200 / 275 / 300 /
Injection Volume(uL):	1.0 / 2.0 / 2.5 /

Detector A

Column:	RTX-CLP 30meter
ID:	0.32 mm

Detector B

Column:	RTX-CLP2 30 meter
ID:	0.32 mm

ICAL Method: 080403AV.M

Analyst: AS

Seq.	File ID	GPL ID	Dil	Matrix	Date	Comments
1030.08	U					
	U					
	U					
	U					
	U					
	U					
	U					
	U					
	U					
	U					
	U					
	U					
	U					
	U					
	U					
	U					
	U					
	U					
	U					
	U					
	U					
	U					
	U					
	U					
	U					
	U					
	U					
	U					
	U					

Injection Log

Directory: h:\gcdata\u\103008

Line	Vial	FileName	Multiplier	SampleName	Misc Info	Injected
1	37	u0317043.d	1.	AR1660-3		
2	38	u0317044.d	1.	AR2154-3	8082 STD	30 Oct 08 05:46
3	39	u0317045.d	1.	810157-005-005-1/1	8082 STD	30 Oct 08 06:18
4	40	u0317046.d	1.	810157-006-006-1/1	SB-569-6,S	30 Oct 08 06:50
5	1	u0317047.d	1.	810185-019-019-1/1	SB-569-8,S	30 Oct 08 07:22
6	2	u0317048.d	1.	810140-009-009-1/1	SB-551-SS[CS],S	30 Oct 08 08:26
7	3	u0317049.d	1.	810140-010-010-1/1	SB-561-6,S	30 Oct 08 08:58
8	4	u0317050.d	1.	810185-009-009-1/1	SB-561-8,S	30 Oct 08 09:30
9	5	u0317051.d	1.	810185-010-010-1/1	SB-542-4,S	30 Oct 08 10:02
10	6	u0317052.d	1.	810185-011-011-1/1	SB-567-550-0.5,S	30 Oct 08 10:34
11	7	u0317053.d	1.	810185-012-012-1/1	SB-567-550-5-1,S	30 Oct 08 11:06
12	8	u0317054.d	1.	810185-013-013-1/1	SB-567-2,S	30 Oct 08 11:38
13	9	u0317055.d	1.	AR1660-3	SB-552-550-0.5,S	30 Oct 08 12:11
14	9	u0317056.d	1.	AR1660-3	8082 STD	30 Oct 08 15:43
15	10	u0317057.d	1.	810185-014-014-1/1	8082 STD	30 Oct 08 16:20
16	11	u0317058.d	1.	810185-015-015-1/1	SB-552-550-5.1,S	30 Oct 08 16:52
17	12	u0317059.d	1.	810185-018-018-1/1	SB-552-2,S	30 Oct 08 17:24
18	13	u0317060.d	1.	810185-020-020-1/1	SB-552-SS[CS],S	30 Oct 08 17:56
19	14	u0317061.d	1.	BLK106344	SB-551-550-0.5,S	30 Oct 08 18:28
20	15	u0317062.d	1.	BKS106344	BLK,S	30 Oct 08 19:00
21	16	u0317063.d	1.	810187-019-019-1/1	BKS,S	30 Oct 08 19:32
22	17	u0317064.d	1.	810187-019-019-1/1MS	SB-548-4,S	30 Oct 08 20:04
23	18	u0317065.d	1.	810187-019-019-1/1MSD	SB-548-4MS,S	30 Oct 08 20:36
24	19	u0317066.d	1.	810187-002-002-1/1	SB-548-4MSD,S	30 Oct 08 21:08
25	20	u0317067.d	1.	AR1660-3	SB-543-550-0.5,S	30 Oct 08 21:40
26	20	u0317068.d	1.	AR1660-3	8082 STD	30 Oct 08 22:12
27	21	u0317069.d	1.	810187-003-003-1/1	8082 STD	30 Oct 08 22:44
28	22	u0317070.d	1.	810187-004-004-1/1	SB-543-550-5-1,S	30 Oct 08 23:16
29	23	u0317071.d	1.	810187-007-007-1/1	SB-543-550-5-1,S	30 Oct 08 23:48
30	24	u0317072.d	1.	810187-008-008-1/1	SB-DUP-5,S	31 Oct 08 00:20
31	25	u0317073.d	1.	810187-009-009-1/1	SB-DUP-6,S	31 Oct 08 00:52
32	26	u0317074.d	1.	810187-010-010-1/1	SB-571-550-0.5,S	31 Oct 08 01:24
33	27	u0317075.d	1.	810187-011-011-1/1	SB-571-550-5-1,S	31 Oct 08 01:56
34	28	u0317076.d	1.	810187-012-012-1/1	SB-571-2,S	31 Oct 08 02:28
35	29	u0317077.d	1.	810187-015-015-1/1	SB-571-4,S	31 Oct 08 03:00
36	30	u0317078.d	1.	810187-016-016-1/1	SB-548-550-0.5,S	31 Oct 08 03:32
37	31	u0317079.d	1.	AR1660-3	SB-548-550-5.1,S	31 Oct 08 04:04
38	31	u0317080.d	1.	AR1660-3	8082 STD	31 Oct 08 04:36
39	32	u0317081.d	1.	810187-017-017-1/1	8082 STD	31 Oct 08 05:08
40	33	u0317082.d	1.	810187-018-018-1/1	SB-548-2,S	31 Oct 08 05:40
41	31	u0317083.d	1.	AR1660-3	SB-548-3,S	31 Oct 08 06:12
					8082 STD	31 Oct 08 06:45

Comments:

GPL Laboratories, LLLP

Percent Solids Determination Log

Method Title: CLP_SOLIDS
Analyst: Paul Hewling
Method Reference: Percent Solids by CLP
Reviewed By/Date:
Analytical Balance ID: Saratorius CP153
Analytical Batch: 118344
Date/Time In (Oven): 10/30/2008 15:36
Oven Temperature: 104C
Date/Time Out (Oven): 10/31/2008 15:36
Oven Temperature: 104C
Dessicator Temp: 22C
% Humidity (<20%): 12%

Drying Oven Temp Maintained at 103-105C

SDG	Lab Sample ID	Client Sample ID	Weight of Dish	Weight of Wet Sample + Dish	Weight of Dry Sample + Dish	Percent Moisture	Percent Solids	RPD (<20)
810187	810187-002-002-1/1	SB-543-550-0.5	1.3420g	11.7790g	10.3990g	13.2%	86.8%	
810187	810187-002-002-1/1D	SB-543-550-0.5	1.3360g	11.7180g	10.3340g	13.3%	86.7%	0.1
810187	810187-003-003-1/1	SB-543-550.5-1	1.3430g	10.7620g	9.6020g	12.3%	87.7%	
810187	810187-004-004-1/1	SB-543-2	1.3440g	11.4420g	9.9380g	14.9%	85.1%	
810187	810187-007-007-1/1	SB-DUP-5	1.3450g	11.0850g	9.9110g	12.1%	88.0%	
810187	810187-008-008-1/1	SB-DUP-6	1.3410g	10.6290g	9.5960g	11.1%	88.9%	
810187	810187-009-009-1/1	SB-571-550-0.5	1.3310g	11.4850g	10.8250g	6.5%	93.5%	
810187	810187-010-010-1/1	SB-571-550.5-1	1.3340g	11.4470g	10.5070g	9.3%	90.7%	
810187	810187-011-011-1/1	SB-571-2	1.3420g	10.7610g	9.7890g	10.3%	89.7%	
810187	810187-012-012-1/1	SB-571-4	1.3250g	12.4170g	11.3540g	9.6%	90.4%	
810187	810187-015-015-1/1	SB-548-550.0.5	1.3340g	12.1680g	10.9110g	11.6%	88.4%	
810187	810187-016-016-1/1	SB-548-550.5.1	1.3420g	10.9950g	9.7600g	12.8%	87.2%	
810187	810187-017-017-1/1	SB-548-2	1.3410g	11.2590g	9.8580g	14.1%	85.9%	
810187	810187-018-018-1/1	SB-548-3	1.3330g	11.1200g	9.7550g	14.0%	86.1%	
810187	810187-019-019-1/1	SB-548-4	1.3320g	11.6630g	10.3730g	12.5%	87.5%	
810187	810187-020-020-1/1	SB-DUP-7	1.3430g	11.3590g	9.9360g	14.2%	85.8%	

	Sample Id	Clas	Method	Q	Anal Date	Tech	SEQ No.	Multip	M	Prep	R	Client	A	B	C	Calculate	Meth	Col	Col	C	Perce	Last QC Sample
1																						
2																						
3																						
4	810187-002-0	SMP	CLP_SOLIDS		10-31-08 15:3	1300-35	118344	00000	S		Y	SB-543	1.34200	11.77900	10.39900	86.7778	1.0000		1		13.22	
5	810187-002-0	MD	CLP_SOLIDS		10-31-08 15:3	1300-35	118344	00000	S		Y	SB-543	1.33600	11.71800	10.33400	86.6692	1.0000		1		13.33	
6	810187-003-0	SMP	CLP_SOLIDS		10-31-08 15:3	1300-35	118344	00000	S		Y	SB-543	1.34300	10.76200	9.60200	87.6845	1.0000		1		12.32	
7	810187-004-0	SMP	CLP_SOLIDS		10-31-08 15:3	1300-35	118344	00000	S		Y	SB-543	1.34400	11.44200	9.93800	85.1060	1.0000		1		14.89	
8	810187-007-0	SMP	CLP_SOLIDS		10-31-08 15:3	1300-35	118344	00000	S		Y	SB-DU	1.34500	11.08500	9.91100	87.9466	1.0000		1		12.05	
9	810187-008-0	SMP	CLP_SOLIDS		10-31-08 15:3	1300-35	118344	00000	S		Y	SB-DU	1.34100	10.62900	9.59600	88.8781	1.0000		1		11.12	
10	810187-009-0	SMP	CLP_SOLIDS		10-31-08 15:3	1300-35	118344	00000	S		Y	SB-571	1.33100	11.48500	10.82500	93.5001	1.0000		1		6.50	
11	810187-010-0	SMP	CLP_SOLIDS		10-31-08 15:3	1300-35	118344	00000	S		Y	SB-571	1.33400	11.44700	10.50700	90.7050	1.0000		1		9.29	
12	810187-011-0	SMP	CLP_SOLIDS		10-31-08 15:3	1300-35	118344	00000	S		Y	SB-571	1.34200	10.76100	9.78900	89.6804	1.0000		1		10.32	
13	810187-012-0	SMP	CLP_SOLIDS		10-31-08 15:3	1300-35	118344	00000	S		Y	SB-571	1.32500	12.41700	11.35400	90.4165	1.0000		1		9.58	
14	810187-015-0	SMP	CLP_SOLIDS		10-31-08 15:3	1300-35	118344	00000	S		Y	SB-548	1.33400	12.16800	10.91100	88.3976	1.0000		1		11.60	
15	810187-016-0	SMP	CLP_SOLIDS		10-31-08 15:3	1300-35	118344	00000	S		Y	SB-548	1.34200	10.99500	9.76000	87.2060	1.0000		1		12.79	
16	810187-017-0	SMP	CLP_SOLIDS		10-31-08 15:3	1300-35	118344	00000	S		Y	SB-548	1.34100	11.25900	9.85800	85.8742	1.0000		1		14.13	
17	810187-018-0	SMP	CLP_SOLIDS		10-31-08 15:3	1300-35	118344	00000	S		Y	SB-548	1.33300	11.12000	9.75500	86.0529	1.0000		1		13.95	
18	810187-019-0	SMP	CLP_SOLIDS		10-31-08 15:3	1300-35	118344	00000	S		Y	SB-548	1.33200	11.66300	10.37300	87.5133	1.0000		1		12.49	
19	810187-020-0	SMP	CLP_SOLIDS		10-31-08 15:3	1300-35	118344	00000	S		Y	SB-DU	1.34300	11.35900	9.93600	85.7927	1.0000		1		14.21	

	Description {90}	An	Sample Id {92}	ST Sam	Method {94}	Results {95}	RL Raw {96}	R	Raw Results	Multiplier {99}	Reporting	Raw Unt	nFinal Result	Sort Order	spk Amount	% Recover	Raw Final {110}
1																	
2																	
3																	
4	Percent Solids	AN	810187-002	SMP	CLP_SOLI	86.78	1.0000		86.7800	00000000	PER	PER	86.7800	0	0.0000	0.00	86.7800
5	Percent Solids	AN	810187-002	MD /	CLP_SOLI	86.67	1.0000		86.6700	00000000	PER	PER	86.6700	0	0.0000	0.00	86.6700
6	Percent Solids	AN	810187-003	SMP	CLP_SOLI	87.68	1.0000		87.6800	00000000	PER	PER	87.6800	0	0.0000	0.00	87.6800
7	Percent Solids	AN	810187-004	SMP	CLP_SOLI	85.11	1.0000		85.1100	00000000	PER	PER	85.1100	0	0.0000	0.00	85.1100
8	Percent Solids	AN	810187-007	SMP	CLP_SOLI	87.95	1.0000		87.9500	00000000	PER	PER	87.9500	0	0.0000	0.00	87.9500
9	Percent Solids	AN	810187-008	SMP	CLP_SOLI	88.88	1.0000		88.8800	00000000	PER	PER	88.8800	0	0.0000	0.00	88.8800
10	Percent Solids	AN	810187-009	SMP	CLP_SOLI	93.5	1.0000		93.5000	00000000	PER	PER	93.5000	0	0.0000	0.00	93.5000
11	Percent Solids	AN	810187-010	SMP	CLP_SOLI	90.71	1.0000		90.7100	00000000	PER	PER	90.7100	0	0.0000	0.00	90.7100
12	Percent Solids	AN	810187-011	SMP	CLP_SOLI	89.68	1.0000		89.6800	00000000	PER	PER	89.6800	0	0.0000	0.00	89.6800
13	Percent Solids	AN	810187-012	SMP	CLP_SOLI	90.42	1.0000		90.4200	00000000	PER	PER	90.4200	0	0.0000	0.00	90.4200
14	Percent Solids	AN	810187-015	SMP	CLP_SOLI	88.4	1.0000		88.4000	00000000	PER	PER	88.4000	0	0.0000	0.00	88.4000
15	Percent Solids	AN	810187-016	SMP	CLP_SOLI	87.21	1.0000		87.2100	00000000	PER	PER	87.2100	0	0.0000	0.00	87.2100
16	Percent Solids	AN	810187-017	SMP	CLP_SOLI	85.87	1.0000		85.8700	00000000	PER	PER	85.8700	0	0.0000	0.00	85.8700
17	Percent Solids	AN	810187-018	SMP	CLP_SOLI	86.05	1.0000		86.0500	00000000	PER	PER	86.0500	0	0.0000	0.00	86.0500
18	Percent Solids	AN	810187-019	SMP	CLP_SOLI	87.51	1.0000		87.5100	00000000	PER	PER	87.5100	0	0.0000	0.00	87.5100
19	Percent Solids	AN	810187-020	SMP	CLP_SOLI	85.79	1.0000		85.7900	00000000	PER	PER	85.7900	0	0.0000	0.00	85.7900

1	Description {90}	An	Sample Id {92}	Flag {111}	Val	Rpd {113}	Rpd Limit	N	mdl {125}	S	Retention Time	LCL {131	UCL {132	Moisture	Final Reporting	Final MDL {139}	Valid.Comments {145}	Anal Multiplier	Prep Multiplier
2																			
3																			
4	Percent Solids	AN810187-002				0	1		1.0000					13.22	1.000	1.00000		1.000	
5	Percent Solids	AN810187-002				0	1		1.0000					13.33	1.000	1.00000		1.000	
6	Percent Solids	AN810187-003				0	1		1.0000					12.32	1.000	1.00000		1.000	
7	Percent Solids	AN810187-004				0	1		1.0000					14.89	1.000	1.00000		1.000	
8	Percent Solids	AN810187-007				0	1		1.0000					12.05	1.000	1.00000		1.000	
9	Percent Solids	AN810187-008				0	1		1.0000					11.12	1.000	1.00000		1.000	
10	Percent Solids	AN810187-009				0	1		1.0000					6.5	1.000	1.00000		1.000	
11	Percent Solids	AN810187-010				0	1		1.0000					9.29	1.000	1.00000		1.000	
12	Percent Solids	AN810187-011				0	1		1.0000					10.32	1.000	1.00000		1.000	
13	Percent Solids	AN810187-012				0	1		1.0000					9.58	1.000	1.00000		1.000	
14	Percent Solids	AN810187-015				0	1		1.0000					11.6	1.000	1.00000		1.000	
15	Percent Solids	AN810187-016				0	1		1.0000					12.79	1.000	1.00000		1.000	
16	Percent Solids	AN810187-017				0	1		1.0000					14.13	1.000	1.00000		1.000	
17	Percent Solids	AN810187-018				0	1		1.0000					13.95	1.000	1.00000		1.000	
18	Percent Solids	AN810187-019				0	1		1.0000					12.49	1.000	1.00000		1.000	
19	Percent Solids	AN810187-020				0	1		1.0000					14.21	1.000	1.00000		1.000	

GPL Laboratories

GPL
FORM 4
PESTICIDE METHOD BLANK SUMMARY

SAMPLE NO
BLK106344

Lab Name :	GPL Laboratories	Client. :	Tetra Tech NUS
Lab Code :	GPL	SAS NO. :	106344
Lab File ID :	U0317061.D	SDG NO :	810187
Date Extracted :	10/29/2008	Lab Sample ID :	BLK106344
Date Analyzed(1)	10/30/2008	Time Analyzed (1):	19:00
Date Analyzed (2)	10/30/2008	Time Analyzed(2)	19:00
GC Column(1)	RTx-CLP ID : ____ (mm)	GC Column(2) :	RTx-CLP2 ID : ____ (mm)
Matrix :(Soil/Water).	SOIL	Extraction:	SepF / Cont / Sonc
Sulfur Cleanup:(Y/N).			

THIS METHOD BLANK APPLIES TO THE FOLLOWING SAMPLES,MS AND MSD :

Client Sample ID	Lab Sample ID	Date Analyzed 1	Date Analyzed 2
SB-DUP-7	810187-020-020-1/1	10/30/2008	10/30/2008
BKS106344	BKS106344	10/30/2008	10/30/2008
SB-548-4	810187-019-019-1/1	10/30/2008	10/30/2008
SB-548-4MS	810187-019-019-1/1MS	10/30/2008	10/30/2008
SB-548-4MSD	810187-019-019-1/1MSD	10/30/2008	10/30/2008
SB-543-550-0.5	810187-002-002-1/1	10/30/2008	10/30/2008
SB-543-550.5-1	810187-003-003-1/1	10/30/2008	10/30/2008
SB-543-2	810187-004-004-1/1	10/30/2008	10/30/2008
SB-DUP-5	810187-007-007-1/1	10/31/2008	10/31/2008
SB-DUP-6	810187-008-008-1/1	10/31/2008	10/31/2008
SB-571-550-0.5	810187-009-009-1/1	10/31/2008	10/31/2008
SB-571-550.5-1	810187-010-010-1/1	10/31/2008	10/31/2008
SB-571-2	810187-011-011-1/1	10/31/2008	10/31/2008
SB-571-4	810187-012-012-1/1	10/31/2008	10/31/2008
SB-548-550.0.5	810187-015-015-1/1	10/31/2008	10/31/2008
SB-548-550.5.1	810187-016-016-1/1	10/31/2008	10/31/2008
SB-548-2	810187-017-017-1/1	10/31/2008	10/31/2008
SB-548-3	810187-018-018-1/1	10/31/2008	10/31/2008

GPL Laboratories

GPL
FORM I
ANALYSIS DATA SHEET

SAMPLE NO
BLK106344

Lab Name :	GPL Laboratories	Client. :	Tetra Tech NUS
Lab Code :	GPL	SAS NO. :	
Case No. :		SDG NO :	810187
Matrix : (Soil / Water)	SOIL	Lab Sample ID :	BLK106344
Sample Volume :	30	Lab File ID :	U0317061.D
% Moisture:		Date Received	
Extraction:	SW3550	Date Extracted:	10/29/2008
Extract Volume:	10 mL	Date Analyzed	10/30/2008
Injection Volume :	1 µL	Dilution Factor :	1
GPC Clean up (Y/N):	pH:		

Concentration Units (ug/L or ug/kg dry weight) : ug/kg

CAS NO	COMPOUND		Q
12674-11-2	PCB-1016	17	U
11104-28-2	PCB-1221	17	U
11141-16-5	PCB-1232	17	U
53469-21-9	PCB-1242	17	U
12672-29-6	PCB-1248	17	U
11097-69-1	PCB-1254	17	U
11096-82-5	PCB-1260	17	U

GPL Laboratories

LCS SUMMARY

SAMPLE NO
BKS106344

Lab Name : GPL Laboratories
Lab Code : GPL
Matrix : SOIL
Method : SW8082

Contract. : Middle River Complex, Maryland
SDG NO : 810187
Lab Sample ID : BKS106344
Analysis Date : 10/30/2008

COMPOUND	SPIKE ADDED (ug/kg)	BLANK CONCENTRATION (ug/kg)	LCS CONCENTRATION (ug/kg)	LCS % REC	QC LIMTS
PCB-1016	170	0	150	87	40-140
PCB-1260	170	0	140	84	60-130

* Values Outside of QC Limits.

Spike recovery : 0 out of 2 outside limits

GPL Laboratories

GPL
FORM 1
ANALYSIS DATA SHEET

SAMPLE NO
BKS106344

Lab Name :	GPL Laboratories	Client. :	Tetra Tech NUS
Lab Code :	GPL	SAS NO. :	
Case No. :		SDG NO :	810187
Matrix : (Soil / Water)	SOIL	Lab Sample ID :	BKS106344
Sample Volume :	30	Lab File ID :	U0317062.D
% Moisture:		Date Received	
Extraction:	SW3550	Date Extracted:	10/29/2008
Extract Volume:	10 mL	Date Analyzed	10/30/2008
Injection Volume :	1 µL	Dilution Factor :	1
GPC Clean up (Y/N):	pH:		

Concentration Units (ug/L or ug/kg dry weight) : ug/kg

CAS NO	COMPOUND		Q
12674-11-2	PCB-1016	150	
11104-28-2	PCB-1221	17	U
11141-16-5	PCB-1232	17	U
53469-21-9	PCB-1242	17	U
12672-29-6	PCB-1248	17	U
11097-69-1	PCB-1254	17	U
11096-82-5	PCB-1260	140	

GPL Laboratories

MS/MSD RECOVERY

SAMPLE NO
SB-548-4MSD

Lab Name : GPL Laboratories SDG NO : 810187 Method : SW8082

Lab Code : GPL Lab Sample ID : 810187-019-019-1/1MSD Matrix : SOIL Analysis Date : 10/30/2008

Compound	Spike Added (ug/kg)		CONCENTRATION (ug/kg)			%RECOVERY		% RPD	RPD Limit	QC Limits
	MS	MSD	Sample	MS	MSD	MS	MSD			
PCB-1016	190	190	0.0	170	150	90	81	11	20	40-140
PCB-1260	190	190	0.0	180	160	92	84	9	15	60-130

Column to be used to flag recovery and RPD Values with an asterisk.

* Values Outside of QC Limits.

RPD 0 Out of 2 Outside Limit
Spike Recovery : 0 Out of 4 outside limit

GPL Laboratories

GPL
FORM I
ANALYSIS DATA SHEET

SAMPLE NO
SB-548-4MS

Lab Name :	GPL Laboratories	Client. :	Tetra Tech NUS
Lab Code :	GPL	SAS NO. :	
Case No. :		SDG NO :	810187
Matrix : (Soil / Water)	SOIL	Lab Sample ID :	810187-019-019-1/1MS
Sample Volume :	29.99	Lab File ID :	U0317064.D
% Moisture:	12.49	Date Received	10/23/2008
Extraction:	SW3550	Date Extracted:	10/29/2008
Extract Volume:	10 mL	Date Analyzed	10/30/2008
Injection Volume :	1 µL	Dilution Factor :	1
GPC Clean up (Y/N):	pH:		

Concentration Units (ug/L or ug/kg dry weight) : ug/kg

CAS NO	COMPOUND		Q
12674-11-2	PCB-1016	170	
11104-28-2	PCB-1221	19	U
11141-16-5	PCB-1232	19	U
53469-21-9	PCB-1242	19	U
12672-29-6	PCB-1248	19	U
11097-69-1	PCB-1254	19	U
11096-82-5	PCB-1260	180	

GPL Laboratories

GPL
FORM I
ANALYSIS DATA SHEET

SAMPLE NO
SB-548-4MSD

Lab Name :	GPL Laboratories	Client. :	Tetra Tech NUS
Lab Code :	GPL	SAS NO. :	
Case No. :		SDG NO :	810187
Matrix : (Soil / Water)	SOIL	Lab Sample ID :	810187-019-019-1/1MSD
Sample Volume :	30.01	Lab File ID :	U0317065.D
% Moisture:	12.49	Date Received	10/23/2008
Extraction:	SW3550	Date Extracted:	10/29/2008
Extract Volume:	10 mL	Date Analyzed	10/30/2008
Injection Volume :	1 µL	Dilution Factor :	1
GPC Clean up (Y/N):	pH:		

Concentration Units (ug/L or ug/kg dry weight) : ug/kg

CAS NO	COMPOUND		Q
12674-11-2	PCB-1016	150	
11104-28-2	PCB-1221	19	U
11141-16-5	PCB-1232	19	U
53469-21-9	PCB-1242	19	U
12672-29-6	PCB-1248	19	U
11097-69-1	PCB-1254	19	U
11096-82-5	PCB-1260	160	

Surrogate Recovery Summary

Matrix : SOIL **Analytical Method : SW8082** **SDG No : 810187**

Surrogate	CL10BZ2	XYL2456CLM
Lower QC Limits	30	49
Upper QC Limits	144	133
Sample ID		
BKS106344	73	107
	73	109
BLK106344	77	117
	76	109
SB-543-2	85	91
	83	85
SB-543-550-0.5	79	106
	79	105
SB-543-550.5-1	72	88
	74	88
SB-548-2	80	104
	81	105
SB-548-3	93	119
	92	122
SB-548-4	72	111
	73	105
SB-548-4MS	74	106
	74	105
SB-548-4MSD	66	84
	67	85
SB-548-550.0.5	75	85
	77	87
SB-548-550.5.1	80	111
	80	113
SB-571-2	98	114
	101	125
SB-571-4	83	94
	80	88
SB-571-550-0.5	82	91
	82	91

* Value outside of QC Limts

CL10BZ2 = Decachlorobiphenyl **XYL2456CLM = Tetrachloro-m-xylene**

Surrogate Recovery Summary

Matrix : SOIL **Analytical Method : SW8082** **SDG No : 810187**

Surrogate	CL10BZ2	XYL2456CLM
Lower QC Limits	30	49
Upper QC Limits	144	133
Sample ID		
SB-571-550.5-1	101	110
	101	111
SB-DUP-5	77	85
	78	89
SB-DUP-6	101	114
	103	113
SB-DUP-7	82	95
	79	89

* Value outside of QC Limts

CL10BZ2 = Decachlorobiphenyl XYL2456CLM = Tetrachloro-m-xylene

Response Factor Report Instrumen

Method : I:\GCDATA\METHODS\U_ICAL\080408AU.M (Chemstation Integrator)
Title : 8082_PCB_Method / 608_PCB
Last Update : Tue Aug 05 12:52:18 2008

Calibration Files
P005 =U0316141.D P025 =U0316140.D P050 =U0316139.D
P075 =U0316138.D P100 =U0316137.D P001 =U0316142.D

		Compound	P005	P025	P050	P075	P100	P001	Avg		%RSD
1)	S	Tetrachloro-m-xylen	0.901	1.085	1.090	1.231	1.129	0.977	1.069	E7	10.85
2)	S	Decachlorobiphenyl	1.465	1.456	1.309	1.533	1.314	1.448	1.421	E7	6.33
3)	L1	AR1016	4.687	4.814	4.084	4.897	3.813	4.611	4.484	E5	9.71
4)	L1	AR1016 {2}	6.331	7.040	5.572	6.988	5.600	6.014	6.257	E5	10.39
5)	L1	AR1016 {3}	3.759	3.910	3.798	4.080	3.548	3.650	3.791	E5	4.98
6)	L1	AR1016 {4}	2.167	2.573	2.442	2.556	2.272	2.321	2.389	E5	6.81
7)	L1	AR1016 {5}	3.018	2.960	2.810	3.145	2.729	3.203	2.978	E5	6.20
8)	L2	AR1221	1.287	1.268	1.174	1.114	1.106	1.479	1.238	E5	11.33
9)	L2	AR1221 {2}	5.494	6.425	5.413	4.816	4.775	5.147	5.345	E4	11.34
10)	L2	AR1221 {3}	3.289	3.140	3.052	2.942	2.975	3.604	3.167	E5	7.83
11)	L3	AR1232	8.065	7.087	8.024	7.761	7.085	7.864	7.648	E4	5.87
12)	L3	AR1232 {2}	1.173	0.938	0.935	0.752	0.770	1.150	0.953	E5	18.89
13)	L3	AR1232 {3}	1.025	0.969	0.948	1.014	0.926	0.974	0.976	E5	3.86
14)	L3	AR1232 {4}	1.558	1.338	1.148	1.321	1.222	1.678	1.378	E5	14.66
15)	L3	AR1232 {5}	6.326	6.807	7.000	6.779	6.606	5.658	6.529	E4	7.40
16)	L4	AR1242	1.369	1.306	1.444	1.477	1.391	1.362	1.391	E5	4.41
17)	L4	AR1242 {2}	4.777	4.486	4.696	4.198	4.180	4.633	4.495	E5	5.68
18)	L4	AR1242 {3}	1.500	1.390	1.429	1.419	1.345	1.422	1.417	E5	3.60
19)	L4	AR1242 {4}	1.515	1.450	1.453	1.396	1.479	1.520	1.469	E5	3.16
20)	L4	AR1242 {5}	9.260	8.795	9.219	8.702	8.702	9.700	9.063	E4	4.42
21)	L5	AR1248	3.144	2.910	2.666	2.757	2.547	3.372	2.899	E5	10.71
22)	L5	AR1248 {2}	2.408	2.264	2.305	2.257	2.127	2.540	2.317	E5	6.12
23)	L5	AR1248 {3}	2.492	2.342	2.425	2.379	2.318	2.614	2.428	E5	4.53
24)	L5	AR1248 {4}	2.332	2.207	2.274	2.220	2.199	2.687	2.320	E5	8.05
25)	L5	AR1248 {5}	1.722	1.793	1.677	1.733	1.769	2.019	1.785	E5	6.79
26)	L6	AR1254	5.269	4.656	4.376	4.287	4.206	6.034	4.805	E5	14.90
27)	L6	AR1254 {2}	8.256	7.810	7.004	7.027	7.002	8.146	7.541	E5	7.94
28)	L6	AR1254 {3}	7.411	7.414	6.820	6.971	7.046	8.336	7.333	E5	7.46
29)	L6	AR1254 {4}	8.094	8.201	7.580	7.782	7.643	9.130	8.071	E5	7.11
30)	L6	AR1254 {5}	3.380	3.422	3.190	3.307	3.431	3.931	3.444	E5	7.40
31)	L7	AR1260	7.619	7.224	6.598	7.342	6.333	8.278	7.232	E5	9.71
32)	L7	AR1260 {2}	1.362	1.345	1.265	1.448	1.253	1.358	1.338	E6	5.35
33)	L7	AR1260 {3}	1.057	1.032	1.027	1.128	0.935	1.083	1.043	E6	6.22
34)	L7	AR1260 {4}	1.623	1.624	1.556	1.857	1.588	1.710	1.660	E6	6.60
35)	L7	AR1260 {5}	7.137	7.667	7.071	8.780	7.567	7.184	7.568	E5	8.48
36)	L8	AR1268			6.413				6.413	E5	0.00
37)	L8	AR1268 {2}			7.422				7.422	E5	0.00
38)	L8	AR1268 {3}			4.857				4.857	E5	0.00
39)	L8	AR1268 {4}			5.451				5.451	E5	0.00
40)	L8	AR1268 {5}			7.029				7.029	E5	0.00
41)	L9	AR1262			1.125				1.125	E6	0.00
42)	L9	AR1262{2}			6.360				6.360	E5	0.00
43)	L9	AR1262{3}			1.162				1.162	E6	0.00
44)	L9	AR1262{4}			1.209				1.209	E6	0.00
45)	L9	AR1262{5}			8.809				8.809	E5	0.00

Signal #2 Calibration Files
P005 =U0316141.D P025 =U0316140.D P050 =U0316139.D
P075 =U0316138.D P100 =U0316137.D P001 =U0316142.D

		Compound	P005	P025	P050	P075	P100	P001	Avg		%RSD
1)	S	Tetrachloro-m-xylen	1.905	2.143	2.436	2.930	2.653	1.889	2.326	E7	18.09
2)	S	Decachlorobiphenyl	2.764	2.943	2.756	3.334	2.911	2.637	2.891	E7	8.44
3)	L1	AR1016	1.208	1.168	1.100	1.187	1.047	1.250	1.160	E6	6.39
4)	L1	AR1016 {2}	0.953	0.950	0.937	1.006	0.890	1.024	0.960	E6	5.05
5)	L1	AR1016 {3}	5.157	5.535	5.632	6.237	5.571	5.379	5.585	E5	6.48
6)	L1	AR1016 {4}	7.070	7.101	6.967	7.693	6.905	7.168	7.151	E5	3.95
7)	L1	AR1016 {5}	6.331	6.570	6.802	7.511	6.893	6.665	6.795	E5	5.91

(#) = Out of Range

Method : I:\GCDATA\METHODS\U_ICAL\080408AU.M (Chemstation Integrator)
Title : 8082_PCB_Method / 608_PCB
Last Update : Tue Aug 05 12:52:18 2008

Calibration Files
P005 =U0316141.D P025 =U0316140.D P050 =U0316139.D
P075 =U0316138.D P100 =U0316137.D P001 =U0316142.D

		Compound	P005	P025	P050	P075	P100	P001	Avg		%RSD
8)	L2	AR1221	3.065	3.052	2.831	2.838	2.752	3.366	2.984	E5	7.57
9)	L2	AR1221 (2)	2.184	2.115	1.958	2.015	1.877	2.487	2.106	E5	10.28
10)	L2	AR1221 (3)	0.871	0.821	0.761	0.761	0.715	1.004	0.822	E6	12.67
11)	L3	AR1232	1.166	1.131	1.122	1.075	1.138	1.115	1.125	E5	2.67
12)	L3	AR1232 (2)	2.459	2.077	2.022	1.991	1.890	2.451	2.149	E5	11.42
13)	L3	AR1232 (3)	1.998	1.853	1.877	1.937	1.988	2.098	1.958	E5	4.57
14)	L3	AR1232 (4)	1.537	1.542	1.650	1.643	1.694	1.541	1.601	E5	4.33
15)	L3	AR1232 (5)	3.494	3.166	3.361	3.430	3.493	3.320	3.377	E5	3.70
16)	L4	AR1242	3.293	3.322	3.246	3.335	3.097	3.414	3.285	E5	3.26
17)	L4	AR1242 (2)	1.849	1.791	1.836	1.877	1.924	1.939	1.869	E6	2.98
18)	L4	AR1242 (3)	4.437	4.091	3.933	3.868	3.905	4.739	4.162	E5	8.45
19)	L4	AR1242 (4)	6.327	6.004	5.996	5.834	5.934	6.690	6.131	E5	5.22
20)	L4	AR1242 (5)	5.999	6.030	6.743	6.273	6.613	5.936	6.266	E5	5.45
21)	L5	AR1248	8.443	7.401	7.915	7.274	7.062	9.280	7.896	E5	10.66
22)	L5	AR1248 (2)	9.293	8.922	9.673	9.183	9.003	9.723	9.300	E5	3.61
23)	L5	AR1248 (3)	6.475	6.337	6.966	6.656	6.671	7.939	6.841	E5	8.45
24)	L5	AR1248 (4)	5.254	4.746	5.200	4.994	5.038	6.431	5.277	E5	11.24
25)	L5	AR1248 (5)	3.301	3.810	4.097	4.079	4.192	3.429	3.818	E5	9.83
26)	L6	AR1254	1.098	1.141	1.064	1.062	1.049	1.164	1.096	E6	4.30
27)	L6	AR1254 (2)	1.258	1.327	1.178	1.184	1.173	1.374	1.249	E6	6.90
28)	L6	AR1254 (3)	1.831	1.988	1.873	1.934	1.950	1.957	1.922	E6	3.05
29)	L6	AR1254 (4)	1.670	1.793	1.693	1.760	1.770	1.782	1.745	E6	2.90
30)	L6	AR1254 (5)	1.746	1.881	1.837	1.944	1.973	1.698	1.846	E6	5.88
31)	L7	AR1260	1.910	1.810	1.684	1.942	1.671	2.020	1.840	E6	7.75
32)	L7	AR1260 (2)	2.306	2.379	2.280	2.683	2.147	2.381	2.363	E6	7.56
33)	L7	AR1260 (3)	1.473	1.547	1.457	1.781	1.534	1.530	1.554	E6	7.54
34)	L7	AR1260 (4)	3.420	3.697	3.682	2.863	2.147	3.323	3.189	E6	18.62
35)	L7	AR1260 (5)	2.024	2.343	2.284	2.751	2.147	1.972	2.254	E6	12.54
36)	L8	AR1268			1.607				1.607	E6	0.00
37)	L8	AR1268 (2)			6.219				6.219	E5	0.00
38)	L8	AR1268 (3)			4.222				4.222	E6	0.00
39)	L8	AR1268 (4)			1.057				1.057	E6	0.00
40)	L8	AR1268 (5)			1.501				1.501	E6	0.00
41)	L9	AR1262#2			2.249				2.249	E6	0.00
42)	L9	AR1262(2)#2			3.547				3.547	E6	0.00
43)	L9	AR1262(3)#2			2.694				2.694	E6	0.00
44)	L9	AR1262(4)#2			4.094				4.094	E6	0.00
45)	L9	AR1262(5)#2			1.836				1.836	E6	0.00

(#) = Out of Range

Evaluate Continuing Calibration Report

Signal #1 : H:\GCDATA\U\102908\U0317031.D\ECD1A.CH Vial: 25
Signal #2 : H:\GCDATA\U\102908\U0317031.D\ECD2B.CH
Acq On : 10-29-08 23:22:34 Operator: AA
Sample : AR1660-3 Inst : Instrumen
Misc : 8082 STD Multiplr: 1.00
IntFile Signal #1: autoint1.e IntFile Signal #2: autoint2.e

Method : H:\GCDATA\METHODS\U_ICAL\080408AU.M (Chemstation Integrator)
Title : 8082_PCB_Method / 608_PCB
Last Update : Wed Oct 29 12:14:54 2008
Response via : Multiple Level Calibration

Min. RRF : 0.000 Min. Rel. Area : 50% Max. R.T. Dev 0.50min
Max. RRF Dev : 15% Max. Rel. Area : 150%

		Compound	AvgRF	CCRF		%Dev	Area%	Dev(min)
1	S	Tetrachloro-m-xylene	10.687	10.699	E6	-0.1	0#	0.00
2	S	Decachlorobiphenyl	14.207	9.418	E6	33.7#	0#	-0.01
3	L1	AR1016	448.402	391.503	E3	12.7	0#	-0.02
4	L1	AR1016 {2}	625.726	505.258	E3	19.3#	0#	-0.02
5	L1	AR1016 {3}	379.079	366.508	E3	3.3	0#	-0.01
6	L1	AR1016 {4}	238.873	232.523	E3	2.7	0#	-0.02
7	L1	AR1016 {5}	297.773	268.223	E3	9.9	0#	-0.02
31	L7	AR1260	723.247	601.375	E3	16.9#	0#	-0.02
32	L7	AR1260 {2}	1.338	1.115	E6	16.7#	0#	-0.02
33	L7	AR1260 {3}	1.043	1.127	E6	-8.1	0#	-0.02
34	L7	AR1260 {4}	1.660	1.227	E6	26.1#	0#	-0.01
35	L7	AR1260 {5}	756.756	606.728	E3	19.8#	0#	0.00
		Signal #2						
1	S	Tetrachloro-m-xylene	23.259	22.987	E6	1.2	0#	0.00
2	S	Decachlorobiphenyl	28.909	18.567	E6	35.8#	0#	0.00
3	L1	AR1016	1.160	1.020	E6	12.1	0#	-0.02
4	L1	AR1016 {2}	960.037	827.749	E3	13.8	0#	-0.01
5	L1	AR1016 {3}	558.518	495.297	E3	11.3	0#	-0.01
6	L1	AR1016 {4}	715.065	621.789	E3	13.0	0#	-0.01
7	L1	AR1016 {5}	679.519	586.118	E3	13.7	0#	-0.01
31	L7	AR1260	1.840	1.509	E6	18.0#	0#	-0.01
32	L7	AR1260 {2}	2.363	2.000	E6	15.4#	0#	-0.01
33	L7	AR1260 {3}	1.554	1.168	E6	24.8#	0#	0.00
34	L7	AR1260 {4}	3.189	2.688	E6	15.7#	0#	0.00
35	L7	AR1260 {5}	2.254	1.600	E6	29.0#	0#	0.00

Evaluate Continuing Calibration Report

Signal #1 : H:\GCDATA\U\102908\U0317043.D\ECD1A.CH Vial: 37
Signal #2 : H:\GCDATA\U\102908\U0317043.D\ECD2B.CH
Acq On : 10-30-08 05:46:47 Operator: AA
Sample : AR1660-3 Inst : Instrumen
Misc : 8082 STD Multiplr: 1.00
IntFile Signal #1: autoint1.e IntFile Signal #2: autoint2.e

Method : H:\GCDATA\METHODS\U_ICAL\080408AU.M (Chemstation Integrator)
Title : 8082_PCB_Method / 608_PCB
Last Update : Wed Oct 29 12:14:54 2008
Response via : Multiple Level Calibration

Min. RRF : 0.000 Min. Rel. Area : 50% Max. R.T. Dev 0.50min
Max. RRF Dev : 15% Max. Rel. Area : 150%

		Compound	AvgRF	CCRF		%Dev	Area%	Dev(min)
1	S	Tetrachloro-m-xylene	10.687	10.321	E6	3.4	0#	0.07
2	S	Decachlorobiphenyl	14.207	13.757	E6	3.2	0#	-0.01
3	L1	AR1016	448.402	421.195	E3	6.1	0#	0.03
4	L1	AR1016 (2)	625.726	518.349	E3	17.2#	0#	0.01
5	L1	AR1016 (3)	379.079	369.739	E3	2.5	0#	0.01
6	L1	AR1016 (4)	238.873	226.095	E3	5.3	0#	0.00
7	L1	AR1016 (5)	297.773	281.295	E3	5.5	0#	0.00
31	L7	AR1260	723.247	647.453	E3	10.5	0#	0.00
32	L7	AR1260 (2)	1.338	1.241	E6	7.2	0#	0.00
33	L7	AR1260 (3)	1.043	0.964	E6	7.6	0#	0.00
34	L7	AR1260 (4)	1.660	1.539	E6	7.3	0#	0.00
35	L7	AR1260 (5)	756.756	719.452	E3	4.9	0#	0.00
		Signal #2						
1	S	Tetrachloro-m-xylene	23.259	21.777	E6	6.4	0#	0.07
2	S	Decachlorobiphenyl	28.909	27.896	E6	3.5	0#	0.00
3	L1	AR1016	1.160	1.024	E6	11.7	0#	0.03
4	L1	AR1016 (2)	960.037	812.484	E3	15.4#	0#	0.00
5	L1	AR1016 (3)	558.518	502.728	E3	10.0	0#	0.00
6	L1	AR1016 (4)	715.065	625.966	E3	12.5	0#	0.00
7	L1	AR1016 (5)	679.519	592.394	E3	12.8	0#	0.00
31	L7	AR1260	1.840	1.532	E6	16.7#	0#	0.00
32	L7	AR1260 (2)	2.363	2.084	E6	11.8	0#	0.00
33	L7	AR1260 (3)	1.554	1.351	E6	13.1	0#	0.00
34	L7	AR1260 (4)	3.189	3.429	E6	-7.5	0#	0.00
35	L7	AR1260 (5)	2.254	2.096	E6	7.0	0#	0.00

Evaluate Continuing Calibration Report

Signal #1 : I:\GCDATA\U\103008\U0317067.D\ECD1A.CH Vial: 20
Signal #2 : I:\GCDATA\U\103008\U0317067.D\ECD2B.CH
Acq On : 10-30-08 22:12:36 Operator: AA
Sample : AR1660-3 Inst : Instrumen
Misc : 8082 STD Multiplr: 1.00
IntFile Signal #1: autoint1.e IntFile Signal #2: autoint2.e

Method : H:\GCDATA\METHODS\U_ICAL\080408AU.M (Chemstation Integrator)
Title : 8082_PCB_Method / 608_PCB
Last Update : Wed Oct 29 12:14:54 2008
Response via : Multiple Level Calibration

Min. RRF : 0.000 Min. Rel. Area : 50% Max. R.T. Dev 0.50min
Max. RRF Dev : 15% Max. Rel. Area : 150%

		Compound	AvgRF	CCRF		%Dev	Area%	Dev(min)
1	S	Tetrachloro-m-xylene	10.687	10.170	E6	4.8	0#	0.00
2	S	Decachlorobiphenyl	14.207	12.722	E6	10.5	0#	-0.01
3	L1	AR1016	448.402	398.251	E3	11.2	0#	0.00
4	L1	AR1016 (2)	625.726	622.329	E3	0.5	0#	0.00
5	L1	AR1016 (3)	379.079	355.452	E3	6.2	0#	0.00
6	L1	AR1016 (4)	238.873	221.817	E3	7.1	0#	0.00
7	L1	AR1016 (5)	297.773	262.676	E3	11.8	0#	-0.01
31	L7	AR1260	723.247	617.767	E3	14.6	0#	-0.01
32	L7	AR1260 (2)	1.338	1.167	E6	12.8	0#	-0.02
33	L7	AR1260 (3)	1.043	0.908	E6	12.9	0#	-0.01
34	L7	AR1260 (4)	1.660	1.437	E6	13.4	0#	-0.01
35	L7	AR1260 (5)	756.756	655.422	E3	13.4	0#	-0.01
		Signal #2						
1	S	Tetrachloro-m-xylene	23.259	21.663	E6	6.9	0#	0.00
2	S	Decachlorobiphenyl	28.909	26.926	E6	6.9	0#	0.00
3	L1	AR1016	1.160	0.994	E6	14.3	0#	0.00
4	L1	AR1016 (2)	960.037	807.426	E3	15.9#	0#	0.00
5	L1	AR1016 (3)	558.518	481.795	E3	13.7	0#	0.00
6	L1	AR1016 (4)	715.065	612.558	E3	14.3	0#	0.00
7	L1	AR1016 (5)	679.519	575.411	E3	15.3#	0#	0.00
31	L7	AR1260	1.840	1.495	E6	18.8#	0#	-0.01
32	L7	AR1260 (2)	2.363	2.039	E6	13.7	0#	0.00
33	L7	AR1260 (3)	1.554	1.294	E6	16.7#	0#	0.00
34	L7	AR1260 (4)	3.189	3.281	E6	-2.9	0#	0.00
35	L7	AR1260 (5)	2.254	2.050	E6	9.1	0#	0.00

Evaluate Continuing Calibration Report

Signal #1 : I:\GCDATA\U\103008\U0317079.D\ECD1A.CH Vial: 31
Signal #2 : I:\GCDATA\U\103008\U0317079.D\ECD2B.CH
Acq On : 10-31-08 04:36:56 Operator: AA
Sample : AR1660-3 Inst : Instrumen
Misc : 8082 STD Multiplr: 1.00
IntFile Signal #1: autoint1.e IntFile Signal #2: autoint2.e

Method : H:\GCDATA\METHODS\U_ICAL\080408AU.M (Chemstation Integrator)
Title : 8082_PCB_Method / 608_PCB
Last Update : Wed Oct 29 12:14:54 2008
Response via : Multiple Level Calibration

Min. RRF : 0.000 Min. Rel. Area : 50% Max. R.T. Dev 0.50min
Max. RRF Dev : 15% Max. Rel. Area : 150%

		Compound	AvgRF	CCRF		%Dev	Area%	Dev(min)
1	S	Tetrachloro-m-xylene	10.687	10.494	E6	1.8	0#	0.00
2	S	Decachlorobiphenyl	14.207	11.974	E6	15.7#	0#	-0.02
3	L1	AR1016	448.402	386.842	E3	13.7	0#	-0.02
4	L1	AR1016 (2)	625.726	519.408	E3	17.0#	0#	-0.01
5	L1	AR1016 (3)	379.079	360.149	E3	5.0	0#	-0.01
6	L1	AR1016 (4)	238.873	221.822	E3	7.1	0#	-0.01
7	L1	AR1016 (5)	297.773	267.105	E3	10.3	0#	-0.01
31	L7	AR1260	723.247	615.292	E3	14.9	0#	-0.02
32	L7	AR1260 (2)	1.338	1.145	E6	14.4	0#	-0.02
33	L7	AR1260 (3)	1.043	0.866	E6	17.0#	0#	-0.02
34	L7	AR1260 (4)	1.660	1.414	E6	14.8	0#	-0.01
35	L7	AR1260 (5)	756.756	664.956	E3	12.1	0#	-0.01
		Signal #2						
1	S	Tetrachloro-m-xylene	23.259	22.830	E6	1.8	0#	0.00
2	S	Decachlorobiphenyl	28.909	24.512	E6	15.2#	0#	-0.01
3	L1	AR1016	1.160	1.005	E6	13.4	0#	-0.02
4	L1	AR1016 (2)	960.037	822.585	E3	14.3	0#	-0.01
5	L1	AR1016 (3)	558.518	489.951	E3	12.3	0#	-0.01
6	L1	AR1016 (4)	715.065	620.156	E3	13.3	0#	-0.01
7	L1	AR1016 (5)	679.519	574.465	E3	15.5#	0#	0.00
31	L7	AR1260	1.840	1.510	E6	17.9#	0#	-0.01
32	L7	AR1260 (2)	2.363	2.036	E6	13.8	0#	-0.02
33	L7	AR1260 (3)	1.554	1.250	E6	19.6#	0#	-0.01
34	L7	AR1260 (4)	3.189	3.182	E6	0.2	0#	0.00
35	L7	AR1260 (5)	2.254	1.956	E6	13.2	0#	-0.01

Evaluate Continuing Calibration Report

Signal #1 : I:\GCDATA\U\103008\U0317083.D\ECD1A.CH Vial: 31
Signal #2 : I:\GCDATA\U\103008\U0317083.D\ECD2B.CH
Acq On : 10-31-08 06:45:00 Operator: AA
Sample : AR1660-3 Inst : Instrumen
Misc : 8082 STD Multiplr: 1.00
IntFile Signal #1: autoint1.e IntFile Signal #2: autoint2.e

Method : H:\GCDATA\METHODS\U_ICAL\080408AU.M (Chemstation Integrator)
Title : 8082_PCB_Method / 608_PCB
Last Update : Wed Oct 29 12:14:54 2008
Response via : Multiple Level Calibration

Min. RRF : 0.000 Min. Rel. Area : 50% Max. R.T. Dev 0.50min
Max. RRF Dev : 15% Max. Rel. Area : 150%

		Compound	AvgRF	CCRF		%Dev	Area%	Dev(min)
1	S	Tetrachloro-m-xylene	10.687	10.216	E6	4.4	0#	-0.01
2	S	Decachlorobiphenyl	14.207	12.634	E6	11.1	0#	-0.02
3	L1	AR1016	448.402	417.594	E3	6.9	0#	-0.02
4	L1	AR1016 (2)	625.726	560.591	E3	10.4	0#	-0.02
5	L1	AR1016 (3)	379.079	366.565	E3	3.3	0#	-0.02
6	L1	AR1016 (4)	238.873	230.308	E3	3.6	0#	-0.02
7	L1	AR1016 (5)	297.773	272.322	E3	8.5	0#	-0.02
31	L7	AR1260	723.247	622.642	E3	13.9	0#	-0.02
32	L7	AR1260 (2)	1.338	1.172	E6	12.4	0#	-0.02
33	L7	AR1260 (3)	1.043	0.893	E6	14.4	0#	-0.02
34	L7	AR1260 (4)	1.660	1.450	E6	12.7	0#	-0.02
35	L7	AR1260 (5)	756.756	710.257	E3	6.1	0#	-0.02
		Signal #2						
1	S	Tetrachloro-m-xylene	23.259	22.650	E6	2.6	0#	0.00
2	S	Decachlorobiphenyl	28.909	26.220	E6	9.3	0#	-0.01
3	L1	AR1016	1.160	1.011	E6	12.8	0#	-0.01
4	L1	AR1016 (2)	960.037	779.317	E3	18.8#	0#	-0.02
5	L1	AR1016 (3)	558.518	490.218	E3	12.2	0#	-0.01
6	L1	AR1016 (4)	715.065	607.298	E3	15.1#	0#	-0.01
7	L1	AR1016 (5)	679.519	581.910	E3	14.4	0#	-0.01
31	L7	AR1260	1.840	1.533	E6	16.7#	0#	-0.01
32	L7	AR1260 (2)	2.363	2.089	E6	11.6	0#	-0.02
33	L7	AR1260 (3)	1.554	1.323	E6	14.9	0#	-0.01
34	L7	AR1260 (4)	3.189	3.228	E6	-1.2	0#	-0.01
35	L7	AR1260 (5)	2.254	2.045	E6	9.3	0#	-0.01

Tetra Tech NUS **INTERNAL CORRESPONDENCE**

TO:	**M. MARTIN**	**DATE:**	**MAY 7, 2009**
FROM:	**MEGAN CARSON**	**COPIES:**	**DV FILE**
SUBJECT:	**ORGANIC DATA VALIDATION- PCB LOCKHEED MIDDLE RIVER SDG 810190**		
SAMPLES:	1/Soil SB-DUP-4		

Overview

The sample set for Lockheed Middle River, SDG 810190 consists of one (1) soil sample. The sample was analyzed for polychlorinated biphenyls (PCB).

The sample was collected by GPL Laboratories, LLLP on October 23rd, 2008 and analyzed by GPL Laboratories, LLLP. All analyses were conducted in accordance with SW-846 Method 8082 analytical and reporting protocols. This SDG had one field duplicate pair: SB-DUP-4 duplicate of sample SB-549-2(included in SDG- 810178)

The data contained in this SDG were validated with regard to the following parameters: data completeness, holding times, initial/continuing calibrations, laboratory method blank results, surrogate spike recoveries, blank spike results, matrix spike / matrix spike duplicate results, chromatographic resolution, compound identification, compound quantitation, field duplicate precision and detection limits. Areas of concern are listed below.

Major

- None.

Minor

- None.

Notes

The matrix spike (MS) and matrix spike duplicate (MSD) had an RPD above the quality control limit for Aroclor-1260. No validation action is warranted due to MS/MSD non-compliances alone.

Field duplicate precision was within quality control limits.

Sample SB-DUP-04 was not listed on a chain of custody received with the sample. It was logged in under an individual SDG.

Executive Summary

Laboratory Performance: Chains of custody were not included in data package. Validator took corrective action and added chains of custody (e-mailed by lab) to package.

Other Factors Affecting Data Quality: None.

The data for these analyses were reviewed with reference to Region III modifications to U.S. EPA National Functional Guidelines for Organic Data Validation (Sept. 1994). The text of this report has been formulated to address only those problem areas affecting data quality.

Megan Carson

Tetra Tech NUS
Megan Carson
Chemist/Data Validator

Tetra Tech NUS
Joseph A. Samchuck
Quality Assurance Officer

Attachments:
Appendix A – Qualified Analytical Results
Appendix B – Results as Reported by the Laboratory
Appendix C – Support Documentation

Appendix A

Qualified Analytical Results

PROJ_NO: 02135	NSAMPLE	SB-DUP-4
SDG: 810190	LAB_ID	810190-001
FRACTION: PEST/PCB	SAMP_DATE	10/23/2008
MEDIA: SOIL	QC_TYPE	NM
	UNITS	UG/KG
	PCT_SOLIDS	85.7
	DUP_OF	SB-549-2

PARAMETER	RESULT	VQL	QLCD
AROCLOR-1016	19	U	
AROCLOR-1221	19	U	
AROCLOR-1232	19	U	
AROCLOR-1242	19	U	
AROCLOR-1248	19	U	
AROCLOR-1254	19	U	
AROCLOR-1260	19	U	

Appendix B

Results as Reported by the Laboratory

GPL Laboratories

GPL
FORM 1
ANALYSIS DATA SHEET

SAMPLE NO
SB-DUP-4

Lab Name :	GPL Laboratories	Client. :	Tetra Tech NUS
Lab Code :	GPL	SAS NO. :	
Case No. :		SDG NO :	810190
Matrix : (Soil / Water)	SOIL	Lab Sample ID :	810190-001-001-1/1
Sample Volume :	30	Lab File ID :	V028023.D
% Moisture:	14.34	Date Received	10/27/2008
Extraction:	SW3550	Date Extracted:	10/28/2008
Extract Volume:	10 mL	Date Analyzed	10/29/2008
Injection Volume :	1 µ L	Dilution Factor :	1
GPC Clean up (Y/N):	pH:		

Concentration Units (ug/L or ug/kg dry weight) : ug/kg

CAS NO	COMPOUND		Q
12674-11-2	PCB-1016	19	U
11104-28-2	PCB-1221	19	U
11141-16-5	PCB-1232	19	U
53469-21-9	PCB-1242	19	U
12672-29-6	PCB-1248	19	U
11097-69-1	PCB-1254	19	U
11096-82-5	PCB-1260	19	U

Appendix C

Support Documentation

The Case Narrative, Chain of Custody, Sample Receipt Checklist, and the cover page of the Sample Analysis Report, are integral parts of GPL Laboratories' report package. If you did not receive all of these documents, please contact GPL immediately.

Sample Receipt

One soil sample was received on 10/27/2008. The samples were delivered by GPL courier. Sample receipt conditions and temperatures are documented on the Sample Receipt checklist.

Sample Analysis

Samples were prepared and analyzed by GPL using the analytical methodologies indicated on the Sample Analysis Summary Report. In some chromatographic analyses, manual integration is used instead of automated integration because it produces more accurate results. All manual integrations are denoted on the sample quantitation report. Analysis results and limits for soil are reported on a dry weight basis unless otherwise specified on the report.

PCBs

One soil sample was extracted and analyzed for PCB compounds using EPA SW846 method 8082.
All extraction and analysis holding times were met.
All surrogate spike recoveries were within QC limits.
A matrix spike and matrix spike duplicate were shared with work order 8010185.RPD in PCB-1260 was slightly above the QC limits. All spike recoveries were within the QC limits.
A laboratory control sample was extracted and analyzed along with the batch. All spike recoveries were within QC limits.

Reviewed By,
Project Manager

Approved By,
Laboratory Director

GPL Laboratories, LLP

SAMPLE RECEIPT CHECKLIST

W.O. No: 810190
Client Name: Tetra Tech
Date Received: 10/27/05
Time Received: 9:00
Received By: Walter

Carrier Name: Courier
Prepared (Logged In) By: LS 10/27/05
Project: _____
Site: _____
VOA Holding Blank ID No: _____

	YES	NO
Airbill/Manifest Present? No: N/A		✓
Shipping Container in Good Condition?	✓	
Custody Seals Present on Shipping Container? Condition: Good ✓ Broken	✓	
Chain of Custody Present?	✓	
Chain of Custody Agrees with Sample Labels?	✓	
Chain of Custody Signed?	✓	
Packing Present in Shipping Container? Type of Packing Bubble wrap	✓	
Custody Seals on Sample Bottles? Condition: Good ✓ Broken	✓	
Total Number of Sample Bottles 1	✓	
Total Number of Samples 1	✓	
Samples Intact?	✓	
Sufficient Sample Volume for Indicated Test?	✓	

	YES	NO
Trip Blanks Received? No. of Sets _____		✓
VOA Vials Have Zero Headspace?		✓
Preservatives Added to Sample?		✓
pH Check Required? Performed By: _____		✓
Ice Present in Shipping Container?	✓	

Container #	Temperature
1	4°
	LS

Project Manager Contacted?
Name: Garth
Date Contacted: 10/27/05

Any NO response must be detailed in the comments section below. If items are not applicable to particular samples or contracts, they should be marked N/A.

COMMENTS: Extra Sample Logged in not on C.O.C

Checklist Completed By: _____
Date: _____

SOP No: F 2v12

GPL Laboratories, LLLP

ECD/FID/FPD/HPLC/GCMS CONFORMANCE SUMMARY REPORT

WORK ORDER NO: 810190

PARAMETER: SW8082

	CRITERIA MET YES	NO	NA
EXTRACTION HOLDING TIMES:	✓		
ANALYSIS HOLDING TIMES:	✓		
% BREAKDOWN INITIAL:			✓
IF NO:			
% BREAKDOWN CONTINUING:			✓
IF NO:			
INITIAL CALIBRATION:	✓		
CONTINUING CALIBRATION:	✓		
RETENTION TIMES:	✓		
METHOD BLANK:			
SURROGATE RECOVERIES:			
IF NO:	✓		
MS/MSD RECOVERIES:	✓		
IF NO:			
LCS RECOVERIES:	✓		
IF NO:			
CALCULATION CHECK:	✓		
Peak integration in all initial and continuing calibrations as well as each chromatogram is conducted correctly, and in accordance with laboratory practices and GPL's; policies, SOPs and QA manual. If "No" the affected chromatograms must be immediately reviewed and re-integrated by the Lab. Director and the QA manager prior to their final release.	✓		
IMPORTATION INTO LIMS CORRECT:	✓		RP (initials)

ADDITIONAL COMMENTS: _____

SIGNATURE: RP Date: 10/31/08

REVIEWED BY: [illegible] Date: 10/31/08

GPL Laboratories, LLLP

Sample Summary Report

Tetra Tech NUS

Work Order: 810190

Client Sample ID	Lab Sample ID	Analytical Method	Matrix	Date Sampled	Date Recieved
SB-DUP-4	810190-001-001-1/1	SW8082	SOIL	10/23/2008	10/27/2008
	810190-001-001-1/1	CLP_SOLIDS			

SDG 810190

SORT	UNITS	NSAMPLE	LAB_ID	QC_TYPE	SAMP_DATE	EXTR_DATE	ANAL_DATE	SMP_EXTR	EXTR_ANL	SMP_ANL
PCS	%	SB-DUP-4	810190-001	NM	10/23/2008	12/30/1899	10/29/2008	-4E+04	39750	6
PCB	%	SB-DUP-4	810190-001	NM	10/23/2008	12/30/1899	10/29/2008	-4E+04	39750	6
PCB	UG/KG	SB-DUP-4	810190-001	NM	10/23/2008	12/30/1899	10/29/2008	-4E+04	39750	6

10/28/08

PESTICIDE/PCB EXTRACTION LOG

SOIL / WATER / WIPES / OIL

Sep. Funnel 3510C / Continuous 3520C / Soxhlet 3540C / Sonication 3550B / Waste Dilution 3580A

OLCO3.2 / OLMO4.2 / OLMO3.2 / OLM04.3

Approval / Date: SY. 10/29/08 GPC: Y (N)

Analysis Method: 8082 (S)

Ext. Chemist: VT Date: 10/28/08 Conc. Chemist: VT Date: 10/29/08

Cleanup:

Florisil (3620B)(F) Date: — Acid(3665A)(A) Date 10/29/08 Sulfur (3660B)(S) Date: —

Lot #: — Lot #: 071685 Lot #: —

Spike Witness Initials: NP

GPL W. O. #	Frac.	Init pH	Sample Vol. gram / mL	Surr. Vol. mL	Spike Vol. mL	Adjust. pH	F / A / S Cleanup	F.V. mL
810186	BLK106343	—	30.00	1.0	—	—	A	10.0
	BKS		30.00		1.0			
	6 MS		30.01					
	6 MSD		30.00					
	001		29.99					
	002		30.00					
	005		30.01					
	006		30.00					
	007		30.00					
	010		30.00					
	011		30.01					
	012		30.00					
	013		30.00					
	014		30.00					
	015		30.00					
	016		30.01					
	017		30.00					
	018		30.01					
	019		30.00					
810190	001		30.00					

VT 10/29/08

Solvent: DCM / Acetone Solvent: Hexane Surrogate Soln#: 43815 Matrix Spike Soln #: 43770

Lot #: G27400, E46, E51 Lot #: G31E29 Surr. Soln Conc(s): 0.2 PPM MS Soln Conc(s): 5.5 PPM

Sodium Sulfate # : C37580

Comments & Observations:

GPL Laboratories, LLC *Document Control No: GP_G_106*

GC ANALYSIS LOG

Instrument ID: HP5890 # V Reviewed by: RP Date: 10/28/08

Data Acquisition Method:	Pest32 / PCB32 / Herb32
Injector Temp (oC):	180 / 200 / 240
Detector Temp(oC):	300
Oven Initial Temp(oC):	60 / 150
Initial Time (min):	0.0 / 0.50 / 1.0 4 ea
Ramp Rate (oC/min) :	10 ea 200/4/280-4/300-7 ea
Final Temp(oC):	200 / 275 / 300
Injection Volume(uL):	1.0 / 2.0 / 2.5 µL

Detector A

Column:	RTX-CLP 30 meter
ID:	0.32 mm

Detector B

Column:	RTX-CLP2 30 meter
ID:	0.32 mm

ICAL Method: 102402 Analyst: AA

Seq.	File ID			GPL ID			Dil	Matrix	Date	Comments
		Line	Vial	FileName	Multiplier	SampleName		Misc Info		Injected
102483	V	1	1	v027936.d	1.	AR1242-3		8082 STD		24 Oct 08 09:27
	V	2	1	v027937.d	1.	AR1242-3		8082 STD		24 Oct 08 09:57
		3	2	v027938.d	1.	AR2154-3		8082 STD		24 Oct 08 10:27
	V	4	3	v027939.d	1.	AR1248-3 43781		8082 STD		24 Oct 08 10:57
		5	4	v027940.d	1.	AR1232-3		8082 STD		24 Oct 08 11:26
	V	6	5	v027941.d	1.	AR1660 LE-5		8082 STD		24 Oct 08 11:57
		7	6	v027942.d	1.	AR1660 LE-4		8082 STD		24 Oct 08 12:26
	V	8	7	v027943.d	1.	AR1660 LE-3 43774		8082 STD		24 Oct 08 12:56
		9	8	v027944.d	1.	AR1660 LE-2		8082 STD		24 Oct 08 13:26
	V	10	9	v027945.d	1.	AR1660 LE-1		8082 STD		24 Oct 08 13:56
	V	11	10	v027946.d	1.	AR1660 LE-0.5		8082 STD		24 Oct 08 14:26
		12	11	v027947.d	1.	AR1660 ICV		8082 STD		24 Oct 08 14:56
	V	13	12	v027948.d	1.	PCB MS CHK 44308				24 Oct 08 16:20
		14	13	v027949.d	1.	BLK106265		BLK106265		24 Oct 08 16:50
	V	15	14	v027950.d	1.	BKS106265		BKS106265		24 Oct 08 17:20
		16	15	v027951.d	1.	810139-001-001-1/1		SB-557-550-0.5		24 Oct 08 17:50
	V	17	16	v027952.d	1.	810139-002-002-1/1		SB-557-550.-15		24 Oct 08 18:20
		18	17	v027953.d	1.	810139-003-003-1/1		SB-557-2		24 Oct 08 18:50
	V	19	18	v027954.d	1.	810139-003-003-1/1MS		SB-557-2MS		24 Oct 08 19:20
		20	19	v027955.d	1.	810139-003-003-1/1MSD		SB-557-2MSD		24 Oct 08 19:50
	V	21	20	v027956.d	1.	810139-004-004-1/1		SB-557-4		24 Oct 08 20:20
		22	21	v027957.d	1.	810139-007-007-1/1		SB-558-550-0.5		24 Oct 08 20:50
	V	23	22	v027958.d	1.	AR1660-3 43774		8082 STD		24 Oct 08 21:20
		24	22	v027959.d	1.	AR1660-3 43774		8082 STD		24 Oct 08 21:50
	V	25	23	v027960.d	1.	810139-008-008-1/1		SB-558-550.5-1		24 Oct 08 22:20
		26	24	v027961.d	1.	810139-009-009-1/1		SB-558-2		24 Oct 08 22:50
	V	27	25	v027962.d	1.	810139-010-010-1/1		SB-558-4		24 Oct 08 23:20
		28	26	v027963.d	1.	810139-013-013-1/1		SB-555-550-0.5		24 Oct 08 23:50
	V	29	27	v027964.d	1.	810139-014-014-1/1		SB-555-550.5-1		25 Oct 08 00:20
		30	28	v027965.d	1.	810139-015-015-1/1		SB-555-2		25 Oct 08 00:50
	V	31	29	v027966.d	1.	810139-016-016-1/1		SB-555-4		25 Oct 08 01:20
		32	30	v027967.d	1.	810139-017-017-1/1		SB-555-6		25 Oct 08 01:50
	V	33	31	v027968.d	1.	810139-018-018-1/1		SB-555-8		25 Oct 08 02:20
		34	32	v027969.d	1.	810139-019-019-1/1		SB-556-550-0.5		25 Oct 08 02:50
	V	35	33	v027970.d	1.	AR1660-3 43774		8082 STD		25 Oct 08 03:19
		36	33	v027971.d	1.	AR1660-3		8082 STD		25 Oct 08 03:50
	V	37	34	v027972.d	1.	810139-020-020-1/1		SB-556-550.5-1		25 Oct 08 04:20
		38	35	v027973.d	1.	BLK106278		BLK106278		25 Oct 08 04:50
	V	39	36	v027974.d	1.	BKS106278		BKS106278		25 Oct 08 05:19
		40	37	v027975.d	1.	810157-001-001-1/1		SB-569-550-0.5		25 Oct 08 05:49
	V	41	38	v027976.d	1.	810157-002-002-1/1		SB-569-550.5-1		25 Oct 08 06:19
		42	39	v027977.d	1.	810157-003-003-1/1		SB-569-2		25 Oct 08 06:49
	V	43	40	v027978.d	1.	810157-003-003-1/1MS		SB-569-2MS,S		25 Oct 08 07:19
		44	41	v027979.d	1.	810157-003-003-1/1MSD		SB-569-2MSD		25 Oct 08 07:49
	V	45	42	v027980.d	1.	810157-004-004-1/1		SB-569-4,S		25 Oct 08 08:19
		46	43	v027981.d	1.	810157-007-007-1/1		SB-570-550-0.5,S		25 Oct 08 08:49
	V	47	44	v027982.d	1.	AR1660-3 43774		8082 STD		25 Oct 08 09:19
		48	44	v027983.d	1.	AR1660-3		8082 STD		25 Oct 08 09:49
	V	49	45	v027984.d	1.	810157-008-008-1/1		SB-570-550-0.5-1,S		25 Oct 08 10:19
		50	46	v027985.d	1.	810157-009-009-1/1		SB-570-2		25 Oct 08 10:49
	V	51	47	v027986.d	1.	810157-010-010-1/1		SB-570-4		25 Oct 08 11:19
		52	48	v027987.d	1.	810157-013-013-1/1		SB-565-550-0.5,S		25 Oct 08 11:49
		53	49	v027988.d	1.	810157-014-014-1/1		SB-565-550-5.1,S		25 Oct 08 12:19
		54	50	v027989.d	1.	810157-015-015-1/1		SB-565-2,S		25 Oct 08 12:49
		55	51	v027990.d	1.	810157-016-016-1/1		SB-565-4		25 Oct 08 13:19
		56	52	v027991.d	1.	810157-017-017-1/1		SB-565-6		25 Oct 08 13:49
		57	53	v027992.d	1.	810157-018-018-1/1		SB-565-8		25 Oct 08 14:19

Comments:

GC ANALYSIS LOG

Instrument ID: HP5890 # V Reviewed by: RP Date: 10/31/08

Data Acquisition Method:	Pest32 / PCB32 / Herb32
Injector Temp (oC):	180 / 200 / 240
Detector Temp(oC):	300
Oven Initial Temp(oC):	60 / 150
Initial Time (min):	0.0 / 0.50 / 1.0 4 min
Ramp Rate (oC/min) :	10-20/4 / 280°-4 / 300-4 min
Final Temp(oC):	200 / 275 / 300
Injection Volume(uL):	1.0 / 2.0 / 2.5 µl

Detector A

Column:	RTX-CLP 30 meter
ID:	0.32 mm

Detector B

Column:	RTX-CLP2 30 meter
ID:	0.32 mm

ICAL Method: 102406V.m Analyst: DA

Seq.	File ID	GPL ID	Dil	Matrix	Date	Comments
102908	V					
	V					
	V					

GPL Laboratories, LLLP
Percent Solids Determination Log

Method Title: CLP_SOLIDS
Method Reference: Percent Solids by CLP
Analytical Balance ID: Saratorius CP153
Date/Time In (Oven): 10/28/2008 12:58
Date/Time Out (Oven): 10/29/2008 12:58
Dessicator Temp: 22C

Analyst: Paul Hewling
Reviewed By/Date:
Analytical Batch: 118218
Oven Temperature: 104C
Oven Temperature: 104C
% Humidity (<20%): 12%

Drying Oven Temp Maintained at 103-105C

SDG	Lab Sample ID	Client Sample ID	Weight of Dish	Weight of Wet Sample + Dish	Weight of Dry Sample + Dish	Percent Moisture	Percent Solids	RPD (<20)
810126	810126-001-001-1/1	GEOTECH 1	1.3090g	10.8700g	9.3840g	15.5%	84.5%	
810126	810126-001-001-1/1D	GEOTECH 1	1.3320g	10.7530g	9.4180g	14.2%	85.8%	1.6
810190	810190-001-001-1/1	SB-DUP-4	1.3290g	11.0930g	9.6930g	14.3%	85.7%	
810205	810205-001-001-1/1	203-SS-3821-FL-2	0.9380g	10.7710g	8.8980g	19.1%	81.0%	
810206	810206-001-007-1/1	A12 TP01E-5.0-081027	0.9430g	11.0310g	8.8550g	21.6%	78.4%	

	Sample Id	Clas	Method	Q	Anal Date	Tech	SEQ No.	Multip	M	Prep	R	Client	A	B	C	Calculate	Meth	Col	Col	C	Perce	Last QC Sample
1																						
2																						
3																						
4	810126-001-0	SMP	CLP_SOLIDS		10-29-08 12:5	1300-35	118215	00000	S		Y	GEOTE	1.30900	10.67000	9.38400	84.4577	1.0000			1	15.54	
5	810126-001-0	MD	CLP_SOLIDS		10-29-08 12:5	1300-35	118218	00000	S		Y	GEOTE	1.33200	10.75300	9.41800	85.8295	1.0000			1	14.17	
6	810190-001-0	SMP	CLP_SOLIDS		10-29-08 12:5	1300-35	118218	00000	S		Y	SB-DU	1.32900	11.09300	9.69300	85.6616	1.0000			1	14.34	
7	810205-001-0	SMP	CLP_SOLIDS		10-29-08 12:5	1300-35	118218	00000	S		Y	203-SS	0.93800	10.77100	8.89800	80.9519	1.0000			1	19.05	
8	810206-001-0	SMP	CLP_SOLIDS		10-29-08 12:5	1300-35	118218	00000	S		Y	A12 TP	0.94300	11.03100	8.85500	78.4298	1.0000			1	21.57	

	Description {90}	An	Sample Id {92}	ST Sam	Method {94}	Results {95}	RL Raw {96}	R	Raw Results	Multiplier {99}	Reporting	Raw Unt	nFinal Result	Sort Order	spk Amount	% Recover	Raw Final {110}
1																	
2																	
3																	
4	Percent Solids	AN	810126-001-	MD	CLP_SOLI	85.83	1.0000		85.8300	00000000	PER	PER	85.8300	0	0.0000	0.00	85.8300
5	Percent Solids	AN	810126-001-	SMP	CLP_SOLI	84.46	1.0000		84.4600	00000000	PER	PER	84.4600	0	0.0000	0.00	84.4600
6	Percent Solids	AN	810190-001-	SMP	CLP_SOLI	85.66	1.0000		85.6600	00000000	PER	PER	85.6600	0	0.0000	0.00	85.6600
7	Percent Solids	AN	810205-001-	SMP	CLP_SOLI	80.95	1.0000		80.9500	00000000	PER	PER	80.9500	0	0.0000	0.00	80.9500
8	Percent Solids	AN	810206-001-	SMP	CLP_SOLI	78.43	1.0000		78.4300	00000000	PER	PER	78.4300	0	0.0000	0.00	78.4300

	Description {90}	An	Sample Id {92}	Flag {111}	Val	Rpd {113}	Rpd Limit	N	mdl {125}	S	Retention Time	LCL {131	UCL {132	Moisture	Final Reporting	Final MDL {139}	Valid.Comments {145}	Anal Multiplier	Prep Multiplier
1																			
2																			
3																			
4	Percent Solids	AN	S10126-001-			2	1		1.0000					14.17	1.000	1.00000		1.000	
5	Percent Solids	AN	S10126-001-			0	1		1.0000					15.54	1.000	1.00000		1.000	
6	Percent Solids	AN	S10190-001-			0	1		1.0000					14.34	1.000	1.00000		1.000	
7	Percent Solids	AN	S10205-001-			0	1		1.0000					19.05	1.000	1.00000		1.000	
8	Percent Solids	AN	S10206-001-			0	1		1.0000					21.57	1.000	1.00000		1.000	

GPL Laboratories

GPL
FORM 4
PESTICIDE METHOD BLANK SUMMARY

SAMPLE NO
BLK106343

Lab Name :	GPL Laboratories	Client. :	Tetra Tech NUS
Lab Code :	GPL	SAS NO. :	106343
Lab File ID :	V028024.D	SDG NO :	810190
Date Extracted :	10/28/2008	Lab Sample ID :	BLK106343
Date Analyzed(1)	10/29/2008	Time Analyzed (1):	10:34
Date Analyzed (2)	10/29/2008	Time Analyzed(2)	10:34
GC Column(1)	RTx-CLP ID : _____ (mm)	GC Column(2) :	RTx-CLP2 ID : _____ (mm)
Matrix :(Soil/Water).	SOIL	Extraction:	SepF / Cont / Sonc
Sulfur Cleanup:(Y/N).			

THIS METHOD BLANK APPLIES TO THE FOLLOWING SAMPLES,MS AND MSD :

Client Sample ID	Lab Sample ID	Date Analyzed 1	Date Analyzed 2
SB-DUP-4	810190-001-001-1/1	10/29/2008	10/29/2008
BKS106343	BKS106343	10/29/2008	10/29/2008

GPL Laboratories

GPL
FORM 1
ANALYSIS DATA SHEET

SAMPLE NO
BLK106343

Lab Name :	GPL Laboratories	Client. :	Tetra Tech NUS
Lab Code :	GPL	SAS NO. :	
Case No. :		SDG NO :	810190
Matrix : (Soil / Water)	SOIL	Lab Sample ID :	BLK106343
Sample Volume :	30	Lab File ID :	V028024.D
% Moisture:		Date Received	
Extraction:	SW3550	Date Extracted:	10/28/2008
Extract Volume:	10 mL	Date Analyzed	10/29/2008
Injection Volume :	1 µL	Dilution Factor :	1
GPC Clean up (Y/N):	pH:		

Concentration Units (ug/L or ug/kg dry weight) : ug/kg

CAS NO	COMPOUND		Q
12674-11-2	PCB-1016	17	U
11104-28-2	PCB-1221	17	U
11141-16-5	PCB-1232	17	U
53469-21-9	PCB-1242	17	U
12672-29-6	PCB-1248	17	U
11097-69-1	PCB-1254	17	U
11096-82-5	PCB-1260	17	U

GPL Laboratories

LCS SUMMARY

SAMPLE NO
BKS106343

Lab Name : GPL Laboratories
Lab Code : GPL
Matrix : SOIL
Method : SW8082

Contract. : Middle River Complex, Maryland
SDG NO : 810190
Lab Sample ID : BKS106343
Analysis Date : 10/29/2008

COMPOUND	SPIKE ADDED (ug/kg)	BLANK CONCENTRATION (ug/kg)	LCS CONCENTRATION (ug/kg)	LCS % REC	QC LIMTS
PCB-1016	170	0	170	101	40-140
PCB-1260	170	0	170	99	60-130

* Values Outside of QC Limits.

Spike recovery : 0 out of 2 outside limits

GPL Laboratories

GPL
FORM 1
ANALYSIS DATA SHEET

SAMPLE NO
BKS106343

Lab Name :	GPL Laboratories	Client. :	Tetra Tech NUS
Lab Code :	GPL	SAS NO. :	
Case No. :		SDG NO :	810190
Matrix : (Soil / Water)	SOIL	Lab Sample ID :	BKS106343
Sample Volume :	30	Lab File ID :	V028025.D
% Moisture:		Date Received	
Extraction:	SW3550	Date Extracted:	10/28/2008
Extract Volume:	10 mL	Date Analyzed	10/29/2008
Injection Volume :	1 µL	Dilution Factor :	1
GPC Clean up (Y/N):	pH:		

Concentration Units (ug/L or ug/kg dry weight) : ug/kg

CAS NO	COMPOUND		Q
12674-11-2	PCB-1016	170	
11104-28-2	PCB-1221	17	U
11141-16-5	PCB-1232	17	U
53469-21-9	PCB-1242	17	U
12672-29-6	PCB-1248	17	U
11097-69-1	PCB-1254	17	U
11096-82-5	PCB-1260	170	

GPL Laboratories

MS/MSD RECOVERY

SAMPLE NO
SB-542-550-0.5MSD

Lab Name : GPL Laboratories SDG NO : 810185 Method : SW8082

Lab Code : GPL Lab Sample ID : 810185-005-005-1/1MSD Matrix : SOIL Analysis Date : 10/28/2008

Compound	Spike Added (ug/kg)		CONCENTRATION (ug/kg)			%RECOVERY		% RPD	RPD Limit	QC Limits
	MS	MSD	Sample	MS	MSD	MS	MSD			
PCB-1016	200	200	0.0	160	170	81	84	4	20	40-140
PCB-1260	200	200	0.0	180	230	92	115	22 *	15	60-130

4 of 61

#Column to be used to flag recovery and RPD Values with an asterisk.

* Values Outside of QC Limits.

RPD 1 Out of 2 Outside Limit
Spike Recovery : 0 Out of 4 outside limit

GPL Laboratories

GPL
FORM 1
ANALYSIS DATA SHEET

SAMPLE NO
SB-542-550-0.5MS

Lab Name :	GPL Laboratories	Client. :	Tetra Tech NUS
Lab Code :	GPL	SAS NO. :	
Case No. :		SDG NO :	810185
Matrix : (Soil / Water)	SOIL	Lab Sample ID :	810185-005-005-1/1MS
Sample Volume :	30.01	Lab File ID :	U0316988.D
% Moisture:	15.06	Date Received	10/23/2008
Extraction:	SW3550	Date Extracted:	10/27/2008
Extract Volume:	10 mL	Date Analyzed	10/28/2008
Injection Volume :	1 µL	Dilution Factor :	1
GPC Clean up (Y/N):	pH:		

Concentration Units (ug/L or ug/kg dry weight) : ug/kg

CAS NO	COMPOUND		Q
12674-11-2	PCB-1016	160	
11104-28-2	PCB-1221	20	U
11141-16-5	PCB-1232	20	U
53469-21-9	PCB-1242	20	U
12672-29-6	PCB-1248	20	U
11097-69-1	PCB-1254	20	U
11096-82-5	PCB-1260	180	

GPL Laboratories

GPL
FORM I
ANALYSIS DATA SHEET

SAMPLE NO
SB-542-550-0.5MSD

Lab Name :	GPL Laboratories	Client. :	Tetra Tech NUS
Lab Code :	GPL	SAS NO. :	
Case No. :		SDG NO :	810185
Matrix : (Soil / Water)	SOIL	Lab Sample ID :	810185-005-005-1/1MSD
Sample Volume :	30	Lab File ID :	U0316989.D
% Moisture:	15.06	Date Received	10/23/2008
Extraction:	SW3550	Date Extracted:	10/27/2008
Extract Volume:	10 mL	Date Analyzed	10/28/2008
Injection Volume :	1 µL	Dilution Factor :	1
GPC Clean up (Y/N):	pH:		

Concentration Units (ug/L or ug/kg dry weight) : ug/kg

CAS NO	COMPOUND		Q
12674-11-2	PCB-1016	170	
11104-28-2	PCB-1221	20	U
11141-16-5	PCB-1232	20	U
53469-21-9	PCB-1242	20	U
12672-29-6	PCB-1248	20	U
11097-69-1	PCB-1254	20	U
11096-82-5	PCB-1260	230	

Surrogate Recovery Summary

Matrix : SOIL Analytical Method : SW8082 SDG No : 810190

Surrogate	CL10BZ2	XYL2456CLM
Lower QC Limits	30	49
Upper QC Limits	144	133
Sample ID		
BKS106343	89	118
	88	117
BLK106343	90	111
	92	108
SB-DUP-4	80	104
	79	109

* Value outside of QC Limts

CL10BZ2 = Decachlorobiphenyl XYL2456CLM = Tetrachloro-m-xylene

Response Factor Report GC-V

Method : H:\GCDATA\METHODS\V_ICAL\102408V.M (Chemstation Integrator)
Title : 8082_PCB_Method / 608_PCB
Last Update : Tue Oct 28 14:15:19 2008

Calibration Files
P005 =V027945.D P025 =V027944.D P050 =V027943.D
P075 =V027942.D P100 =V027941.D P001 =V027946.D

		Compound	P005	P025	P050	P075	P100	P001	Avg		%RSD
1)	S	Tetrachloro-m-xylen	4.305	4.378	4.255	4.129	4.026	4.359	4.242	E6	3.26
2)	S	Decachlorobiphenyl	5.437	4.453	4.228	4.103	3.867	5.194	4.547	E6	13.84
3)	L1	AR1016	1.869	1.759	1.613	1.480	1.437	1.965	1.687	E5	12.60
4)	L1	AR1016 (2)	1.656	1.570	1.551	1.393	1.398	1.780	1.558	E5	9.62
5)	L1	AR1016 (3)	1.101	0.962	0.979	0.887	0.874	1.140	0.991	E5	11.04
6)	L1	AR1016 (4)	1.281	1.107	1.138	1.023	1.019	1.377	1.157	E5	12.44
7)	L1	AR1016 (5)	0.945	0.764	0.751	0.675	0.685	1.068	0.815	E5	19.32
8)	L2	AR1221			4.794				4.794	E4	0.00
9)	L2	AR1221 (2)			3.168				3.168	E4	0.00
10)	L2	AR1221 (3)			1.176				1.176	E5	0.00
11)	L3	AR1232			2.297				2.297	E4	0.00
12)	L3	AR1232 (2)			5.967				5.967	E4	0.00
13)	L3	AR1232 (3)			2.860				2.860	E4	0.00
14)	L3	AR1232 (4)			4.407				4.407	E4	0.00
15)	L3	AR1232 (5)			3.276				3.276	E4	0.00
16)	L4	AR1242			5.142				5.142	E4	0.00
17)	L4	AR1242 (2)			1.617				1.617	E5	0.00
18)	L4	AR1242 (3)			6.727				6.727	E4	0.00
19)	L4	AR1242 (4)			5.487				5.487	E4	0.00
20)	L4	AR1242 (5)			6.519				6.519	E4	0.00
21)	L5	AR1248			1.109				1.109	E5	0.00
22)	L5	AR1248 (2)			1.470				1.470	E5	0.00
23)	L5	AR1248 (3)			1.507				1.507	E5	0.00
24)	L5	AR1248 (4)			6.772				6.772	E4	0.00
25)	L5	AR1248 (5)			6.027				6.027	E4	0.00
26)	L6	AR1254			1.707				1.707	E5	0.00
27)	L6	AR1254 (2)			1.440				1.440	E5	0.00
28)	L6	AR1254 (3)			2.527				2.527	E5	0.00
29)	L6	AR1254 (4)			2.096				2.096	E5	0.00
30)	L6	AR1254 (5)			2.661				2.661	E5	0.00
31)	L7	AR1260	3.952	3.444	3.293	3.125	3.022	4.134	3.495	E5	12.93
32)	L7	AR1260 (2)	3.539	3.123	3.048	2.936	2.825	3.690	3.193	E5	10.79
33)	L7	AR1260 (3)	2.069	1.807	1.801	1.584	1.580	2.148	1.831	E5	12.97
34)	L7	AR1260 (4)	2.615	2.301	2.222	2.179	2.114	2.602	2.339	E5	9.30
35)	L7	AR1260 (5)	1.193	1.033	1.018	1.000	0.913	1.132	1.048	E5	9.53
36)	L8	AR1268							0.000	0	-1.00
37)	L8	AR1268 (2)							0.000	0	-1.00
38)	L8	AR1268 (3)							0.000	0	-1.00
39)	L8	AR1268 (4)							0.000	0	-1.00
40)	L8	AR1268 (5)							0.000	0	-1.00
41)	L9	AR1262							0.000	0	-1.00
42)	L9	AR1262(2)							0.000	0	-1.00
43)	L9	AR1262(3)							0.000	0	-1.00
44)	L9	AR1262(4)							0.000	0	-1.00
45)	L9	AR1262(5)							0.000	0	-1.00

Signal #2 Calibration Files
P005 =V027945.D P025 =V027944.D P050 =V027943.D
P075 =V027942.D P100 =V027941.D P001 =V027946.D

		Compound	P005	P025	P050	P075	P100	P001	Avg		%RSD
1)	S	Tetrachloro-m-xylen	4.763	4.609	4.355	3.968	3.914	4.848	4.410	E6	9.08
2)	S	Decachlorobiphenyl	3.800	3.109	2.871	2.772	2.523	3.829	3.151	E6	17.38
3)	L1	AR1016	1.954	1.730	1.593	1.504	1.395	2.032	1.701	E5	14.84
4)	L1	AR1016 (2)	8.055	7.924	6.658	6.831	6.373	8.275	7.353	E4	11.19
5)	L1	AR1016 (3)	1.655	1.514	1.386	1.255	1.260	1.800	1.479	E5	14.89
6)	L1	AR1016 (4)	1.276	1.131	1.035	0.993	0.933	1.374	1.124	E5	15.29
7)	L1	AR1016 (5)	1.165	1.031	0.922	0.868	0.803	1.184	0.996	E5	15.85

(#) = Out of Range

Response Factor Report GC-V

Method : H:\GCDATA\METHODS\V_ICAL\102408V.M (Chemstation Integrator)
Title : 8082_PCB_Method / 608_PCB
Last Update : Tue Oct 28 14:15:19 2008

Calibration Files
P005 =V027945.D P025 =V027944.D P050 =V027943.D
P075 =V027942.D P100 =V027941.D P001 =V027946.D

		Compound	P005	P025	P050	P075	P100	P001	Avg		%RSD
8)	L2	AR1221			5.226				5.226	E4	0.00
9)	L2	AR1221 {2}			3.527				3.527	E4	0.00
10)	L2	AR1221 {3}			1.174				1.174	E5	0.00
11)	L3	AR1232			2.250				2.250	E4	0.00
12)	L3	AR1232 {2}			5.739				5.739	E4	0.00
13)	L3	AR1232 {3}			3.191				3.191	E4	0.00
14)	L3	AR1232 {4}			1.592				1.592	E4	0.00
15)	L3	AR1232 {5}			4.820				4.820	E4	0.00
16)	L4	AR1242			5.414				5.414	E4	0.00
17)	L4	AR1242 {2}			1.469				1.469	E5	0.00
18)	L4	AR1242 {3}			5.707				5.707	E4	0.00
19)	L4	AR1242 {4}			5.281				5.281	E4	0.00
20)	L4	AR1242 {5}			1.061				1.061	E5	0.00
21)	L5	AR1248			1.028				1.028	E5	0.00
22)	L5	AR1248 {2}			1.672				1.672	E5	0.00
23)	L5	AR1248 {3}			8.419				8.419	E4	0.00
24)	L5	AR1248 {4}			5.806				5.806	E4	0.00
25)	L5	AR1248 {5}			6.034				6.034	E4	0.00
26)	L6	AR1254			1.370				1.370	E5	0.00
27)	L6	AR1254 {2}			1.493				1.493	E5	0.00
28)	L6	AR1254 {3}			2.150				2.150	E5	0.00
29)	L6	AR1254 {4}			1.008				1.008	E5	0.00
30)	L6	AR1254 {5}			5.654				5.654	E4	0.00
31)	L7	AR1260	2.180	1.957	1.802	1.620	1.563	2.409	1.922	E5	17.09
32)	L7	AR1260 {2}	2.650	2.294	2.103	1.999	1.867	2.841	2.292	E5	16.68
33)	L7	AR1260 {3}	2.641	2.242	2.183	2.068	1.912	2.646	2.282	E5	13.21
34)	L7	AR1260 {4}	1.689	1.436	1.389	1.270	1.207	1.724	1.453	E5	14.69
35)	L7	AR1260 {5}	9.056	7.638	7.639	7.209	6.423	8.979	7.824	E4	13.11
36)	L8	AR1268							0.000	0	-1.00
37)	L8	AR1268 {2}							0.000	0	-1.00
38)	L8	AR1268 {3}							0.000	0	-1.00
39)	L8	AR1268 {4}							0.000	0	-1.00
40)	L8	AR1268 {5}							0.000	0	-1.00
41)	L9	AR1262#2							0.000	0	-1.00
42)	L9	AR1262{2}#2							0.000	0	-1.00
43)	L9	AR1262{3}#2							0.000	0	-1.00
44)	L9	AR1262{4}#2							0.000	0	-1.00
45)	L9	AR1262{5}#2							0.000	0	-1.00

Evaluate Continuing Calibration Report

Signal #1 : I:\GCDATA\V\102908\V028022.D\ECD1A.CH Vial: 1
Signal #2 : I:\GCDATA\V\102908\V028022.D\ECD2B.CH
Acq On : 10-29-08 09:17:05 Operator: RP
Sample : AR1660-3 Inst : GC-V
Misc : 8082 STD Multiplr: 1.00
IntFile Signal #1: autoint1.e IntFile Signal #2: autoint2.e

Method : H:\GCDATA\METHODS\V_ICAL\102408V.M (Chemstation Integrator)
Title : 8082_PCB_Method / 608_PCB
Last Update : Tue Oct 28 14:15:19 2008
Response via : Multiple Level Calibration

Min. RRF : 0.000 Min. Rel. Area : 50% Max. R.T. Dev 0.50min
Max. RRF Dev : 15% Max. Rel. Area : 150%

		Compound	AvgRF	CCRF		%Dev	Area%	Dev(min)
1	S	Tetrachloro-m-xylene	4.242	4.320	E6	-1.8	0#	0.04
2	S	Decachlorobiphenyl	4.547	4.452	E6	2.1	0#	0.02
3	L1	AR1016	168.740	162.667	E3	3.6	0#	0.04
4	L1	AR1016 (2)	155.792	151.657	E3	2.7	0#	0.03
5	L1	AR1016 (3)	99.055	93.423	E3	5.7	0#	0.03
6	L1	AR1016 (4)	115.748	113.044	E3	2.3	0#	0.03
7	L1	AR1016 (5)	81.455	74.094	E3	9.0	0#	0.03
31	L7	AR1260	349.511	329.497	E3	5.7	0#	0.03
32	L7	AR1260 (2)	319.350	312.564	E3	2.1	0#	0.03
33	L7	AR1260 (3)	183.142	179.007	E3	2.3	0#	0.02
34	L7	AR1260 (4)	233.900	226.822	E3	3.0	0#	0.02
35	L7	AR1260 (5)	104.800	104.084	E3	0.7	0#	0.02
		Signal #2						
1	S	Tetrachloro-m-xylene	4.410	4.609	E6	-4.5	0#	-0.01
2	S	Decachlorobiphenyl	3.151	2.963	E6	6.0	0#	0.00
3	L1	AR1016	170.127	170.574	E3	-0.3	0#	-0.01
4	L1	AR1016 (2)	73.528	72.530	E3	1.4	0#	-0.01
5	L1	AR1016 (3)	147.852	142.752	E3	3.4	0#	-0.01
6	L1	AR1016 (4)	112.372	107.572	E3	4.3	0#	-0.01
7	L1	AR1016 (5)	99.554	93.942	E3	5.6	0#	-0.01
31	L7	AR1260	192.190	179.553	E3	6.6	0#	-0.01
32	L7	AR1260 (2)	229.240	213.719	E3	6.8	0#	-0.01
33	L7	AR1260 (3)	228.200	208.567	E3	8.6	0#	-0.01
34	L7	AR1260 (4)	145.262	136.880	E3	5.8	0#	0.00
35	L7	AR1260 (5)	78.239	75.446	E3	3.6	0#	0.00

Evaluate Continuing Calibration Report

Signal #1 : I:\GCDATA\V\102908\V028033.D\ECD1A.CH Vial: 12
Signal #2 : I:\GCDATA\V\102908\V028033.D\ECD2B.CH
Acq On : 10-29-08 15:04:06 Operator: RP
Sample : AR1660-3 Inst : GC-V
Misc : 8082 STD Multiplr: 1.00
IntFile Signal #1: autoint1.e IntFile Signal #2: autoint2.e

Method : H:\GCDATA\METHODS\V_ICAL\102408V.M (Chemstation Integrator)
Title : 8082_PCB_Method / 608_PCB
Last Update : Tue Oct 28 14:15:19 2008
Response via : Multiple Level Calibration

Min. RRF : 0.000 Min. Rel. Area : 50% Max. R.T. Dev 0.50min
Max. RRF Dev : 15% Max. Rel. Area : 150%

		Compound	AvgRF	CCRF		%Dev	Area%	Dev(min)
1	S	Tetrachloro-m-xylene	4.242	4.075	E6	3.9	0#	0.00
2	S	Decachlorobiphenyl	4.547	4.171	E6	8.3	0#	0.00
3	L1	AR1016	168.740	160.510	E3	4.9	0#	0.00
4	L1	AR1016 (2)	155.792	148.271	E3	4.8	0#	0.00
5	L1	AR1016 (3)	99.055	92.607	E3	6.5	0#	0.00
6	L1	AR1016 (4)	115.748	107.298	E3	7.3	0#	0.00
7	L1	AR1016 (5)	81.455	69.783	E3	14.3	0#	0.00
31	L7	AR1260	349.511	308.026	E3	11.9	0#	0.00
32	L7	AR1260 (2)	319.350	288.987	E3	9.5	0#	0.00
33	L7	AR1260 (3)	183.142	163.678	E3	10.6	0#	0.00
34	L7	AR1260 (4)	233.900	214.053	E3	8.5	0#	0.00
35	L7	AR1260 (5)	104.800	100.303	E3	4.3	0#	0.00

Signal #2

1	S	Tetrachloro-m-xylene	4.410	4.288	E6	2.8	0#	0.00
2	S	Decachlorobiphenyl	3.151	2.833	E6	10.1	0#	-0.01
3	L1	AR1016	170.127	160.279	E3	5.8	0#	-0.01
4	L1	AR1016 (2)	73.528	71.403	E3	2.9	0#	-0.01
5	L1	AR1016 (3)	147.852	135.783	E3	8.2	0#	-0.02
6	L1	AR1016 (4)	112.372	103.468	E3	7.9	0#	-0.01
7	L1	AR1016 (5)	99.554	89.373	E3	10.2	0#	-0.01
31	L7	AR1260	192.190	170.741	E3	11.2	0#	-0.02
32	L7	AR1260 (2)	229.240	203.148	E3	11.4	0#	-0.01
33	L7	AR1260 (3)	228.200	197.490	E3	13.5	0#	-0.01
34	L7	AR1260 (4)	145.262	133.413	E3	8.2	0#	0.00
35	L7	AR1260 (5)	78.239	71.828	E3	8.2	0#	-0.01

Megan Carson 5/7/09

SDG 810190 Lockheed martin Block-E

Quantitation Report (QT Reviewed)

Signal #1 : I:\GCDATA\V\102908\V028030.D\ECD1A.CH Vial: 9
Signal #2 : I:\GCDATA\V\102908\V028030.D\ECD2B.CH
Acq On : 10-29-08 13:34:07 Operator: RP
Sample : 810186-006-006 1/1MS Inst : GC-V
Misc : SB-546-550.5-1MS Multiplr: 1.00
IntFile Signal #1: autoint1.e IntFile Signal #2: autoint2.e
Quant Time: Oct 30 11:51 2008 Quant Results File: 102408V.RES

Quant Method : H:\GCDATA\METHODS\V_ICAL\102408V.M (Chemstation Integrator)
Title : 8082_PCB_Method / 608_PCB
Last Update : Tue Oct 28 14:15:19 2008
Response via : Initial Calibration
DataAcq Meth : PEST32VB.M

Volume Inj. : 1.0uL
Signal #1 Phase : RTx-CLP Signal #2 Phase: RTx-CLP2
Signal #1 Info : 0.32 Signal #2 Info : 0.32

Compound	RT#1	RT#2	Resp#1	Resp#2	PPB	PPB
System Monitoring Compounds						
1) S Tetrachloro-m-xy	5.57	6.29	77114291	81253459	18.179m	18.426m
Spiked Amount 20.000	Range 30 - 150		Recovery =		90.90%	92.13%
2) S Decachlorobiphen	21.00	22.91	65218732	45683110	14.344m	14.499m
Spiked Amount 20.000	Range 30 - 150		Recovery =		71.72%	72.50%
Target Compounds						
3) L1 AR1016	7.57	8.91	67380518	72488260	399.316m	426.084
4) L1 AR1016 (2)	9.26	9.65	65149376	30972584	418.183	421.237
5) L1 AR1016 (3)	9.44	10.71	40548437	62476406	409.352	422.560
6) L1 AR1016 (4)	10.45	12.17	48400080	46874625	418.152	417.136
7) L1 AR1016 (5)	11.59	12.56	38901553	45106997	477.586	453.091
Sum AR1016			260.4E6	257.9E6	2122.590	2140.109
Average AR1016					424.518	428.022
Sum AR1221			0	0	N.D.	N.D.
Average AR1221					0.000	0.000
Sum AR1232			0	0	N.D.	N.D.
Average AR1232					0.000	0.000
Sum AR1242			0	0	N.D.	N.D.
Average AR1242					0.000	0.000
Sum AR1248			0	0	N.D.	N.D.
Average AR1248					0.000	0.000
Sum AR1254			0	0	N.D.	N.D.
Average AR1254					0.000	0.000
31) L7 AR1260	15.07	16.27	149.0E6	81124178	426.225	422.103
32) L7 AR1260 (2)	15.97	16.98	143.9E6	98088409	450.508	427.886
33) L7 AR1260 (3)	17.15	18.02	72208166	103.1E6	394.274m	451.658m
34) L7 AR1260 (4)	18.71	18.94	94651802	59129644	404.668m	407.055m
35) L7 AR1260 (5)	20.00	21.43	42255894	30268338	403.203m	386.868m
Sum AR1260			502.0E6	371.7E6	NoCal	NoCal
Average AR1260					415.776	419.114
Sum AR1268			0	0	N.D.	N.D.
Average AR1268					0.000	0.000
Sum AR1262			0	0	N.D.	N.D.
Average AR1262					0.000	0.000

$\frac{149000000}{349500} = 426.32$

$\frac{143900000}{319300} = 450.67$

$\frac{72208166}{183100} = 394.36$

$\frac{94651802}{233900} = 404.66$

$\frac{42255894}{104800} = 403.20$

$2079.25 \rightarrow 415.84$

$\frac{415.84 \times 10mL}{30.01g \times .8494} = 163.14 \mu g/kg$ CLP1 not used

(f)=RT Delta > 1/2 Window (#)=Amounts differ by > 25% (m)=manual int.
V028030.D 102408V.M Fri Oct 31 15:34:20 2008 1

Quantitation Report

Signal #1 : I:\GCDATA\V\102908\V028030.D\ECD1A.CH Vial: 9
Signal #2 : I:\GCDATA\V\102908\V028030.D\ECD2B.CH
Acq On : 10-29-08 13:34:07 Operator: RP
Sample : 810186-006-006-1/1MS Inst : GC-V
Misc : SB-546-550.5-1MS Multiplr: 1.00
IntFile Signal #1: autoint1.e IntFile Signal #2: autoint2.e
Quant Time: Oct 30 11:51 2008 Quant Results File: 102408V.RES

Quant Method : H:\GCDATA\METHODS\V_ICAL\102408V.M (Chemstation Integrator)
Title : 8082_PCB_Method / 608_PCB
Last Update : Tue Oct 28 14:15:19 2008
Response via : Multiple Level Calibration
DataAcq Meth : PEST32VB.M

Volume Inj. : 1.0uL
Signal #1 Phase : RTx-CLP Signal #2 Phase: RTx-CLP2
Signal #1 Info : 0.32 Signal #2 Info : 0.32

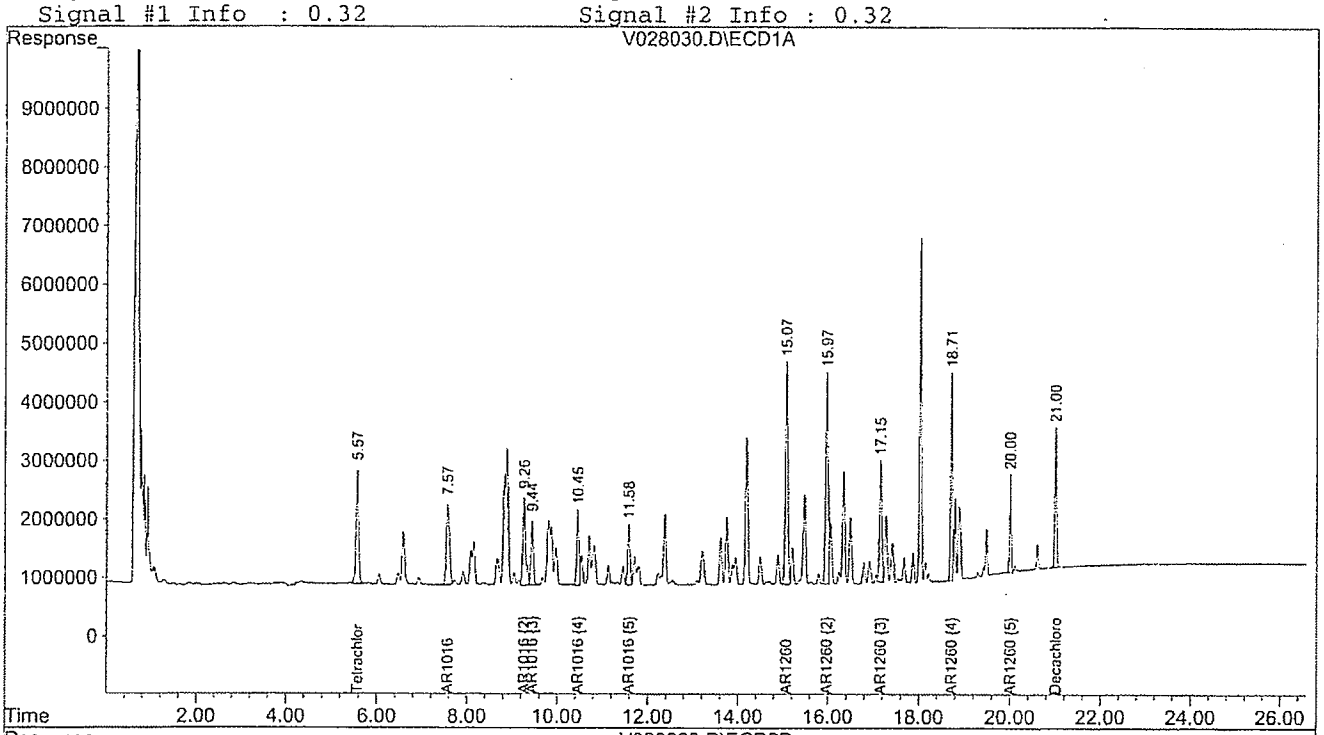

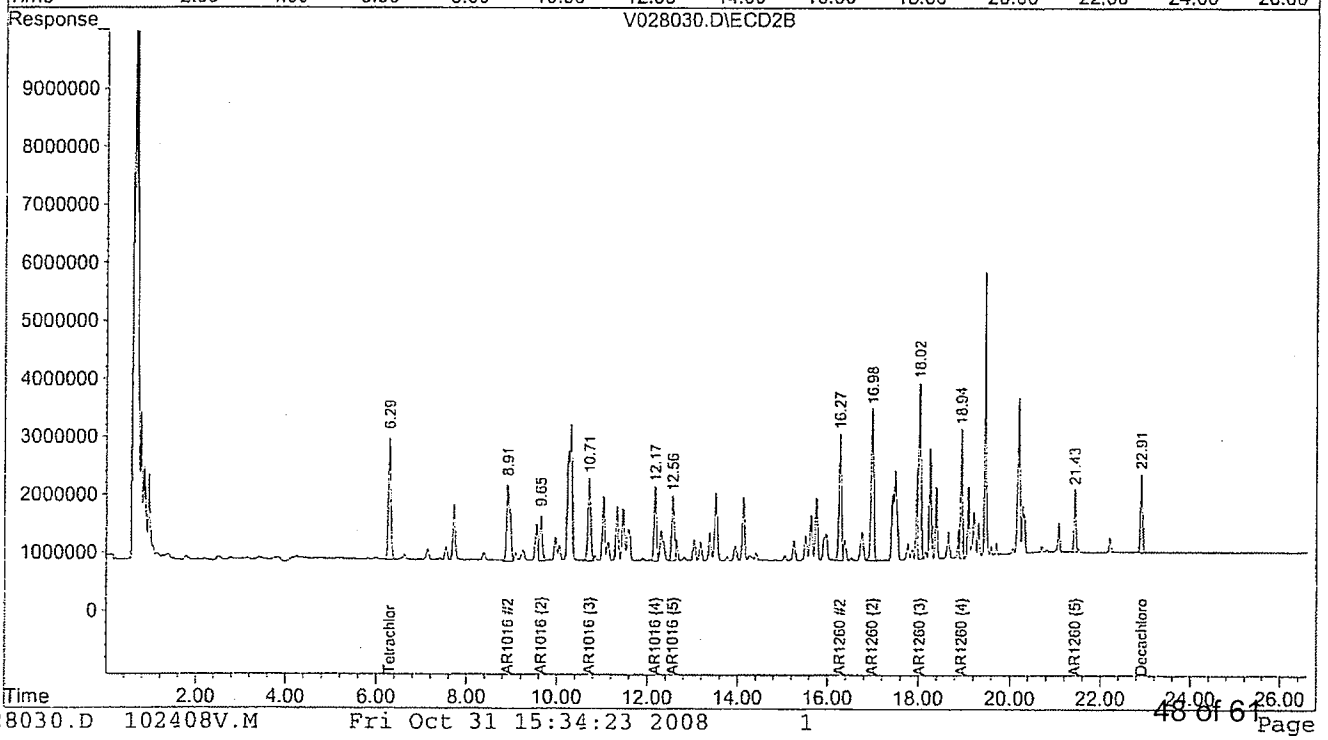

Quantitation Report

Signal #1 : I:\GCDATA\V\102908\V028022.D\ECD1A.CH Vial: 1
Signal #2 : I:\GCDATA\V\102908\V028022.D\ECD2B.CH
Acq On : 10-29-08 09:17:05 Operator: RP
Sample : AR1660-3 Inst : GC-V
Misc : 8082 STD Multiplr: 1.00
IntFile Signal #1: autoint1.e IntFile Signal #2: autoint2.e
Quant Time: Oct 29 11:44 2008 Quant Results File: 102408V.RES

Quant Method : H:\GCDATA\METHODS\V_ICAL\102408V.M (Chemstation Integrator)
Title : 8082_PCB_Method / 608_PCB
Last Update : Mon Oct 27 09:48:24 2008
Response via : Multiple Level Calibration
DataAcq Meth : PEST32VB.M

Volume Inj. : 1.0uL
Signal #1 Phase : RTx-CLP Signal #2 Phase: RTx-CLP2
Signal #1 Info : 0.32 Signal #2 Info : 0.32

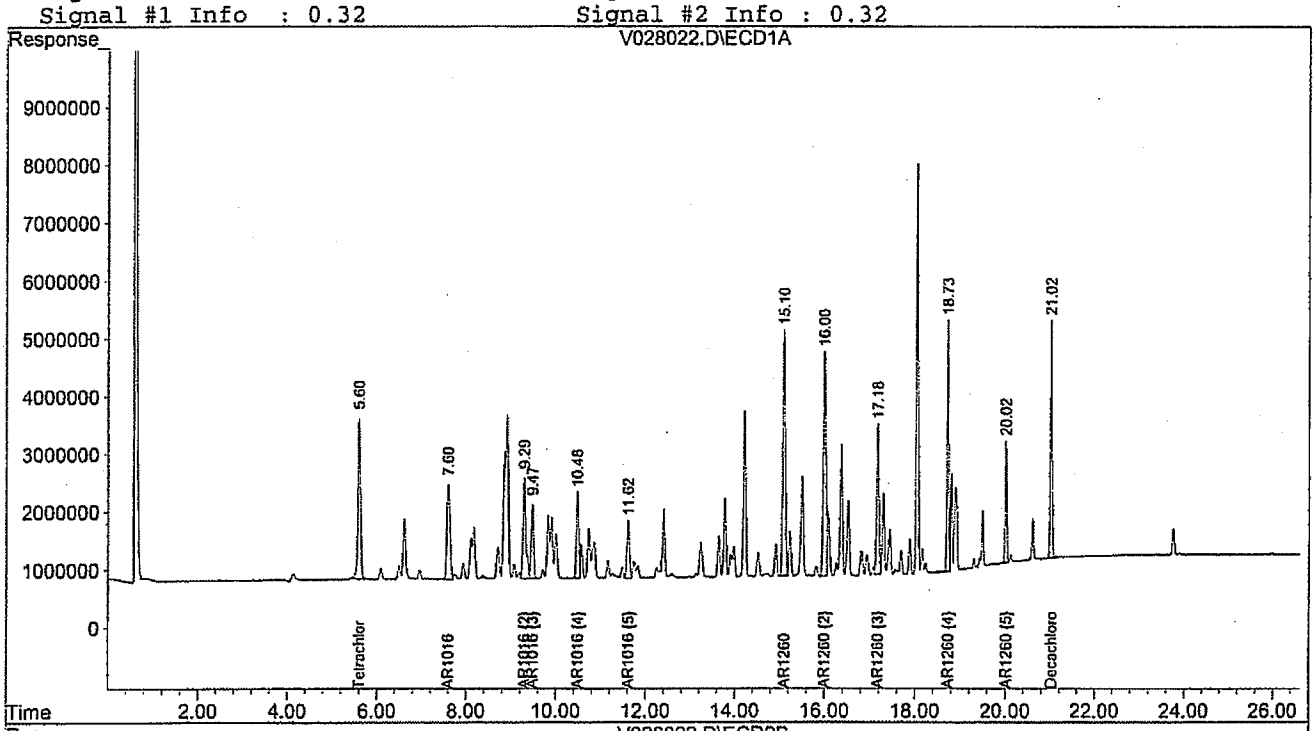

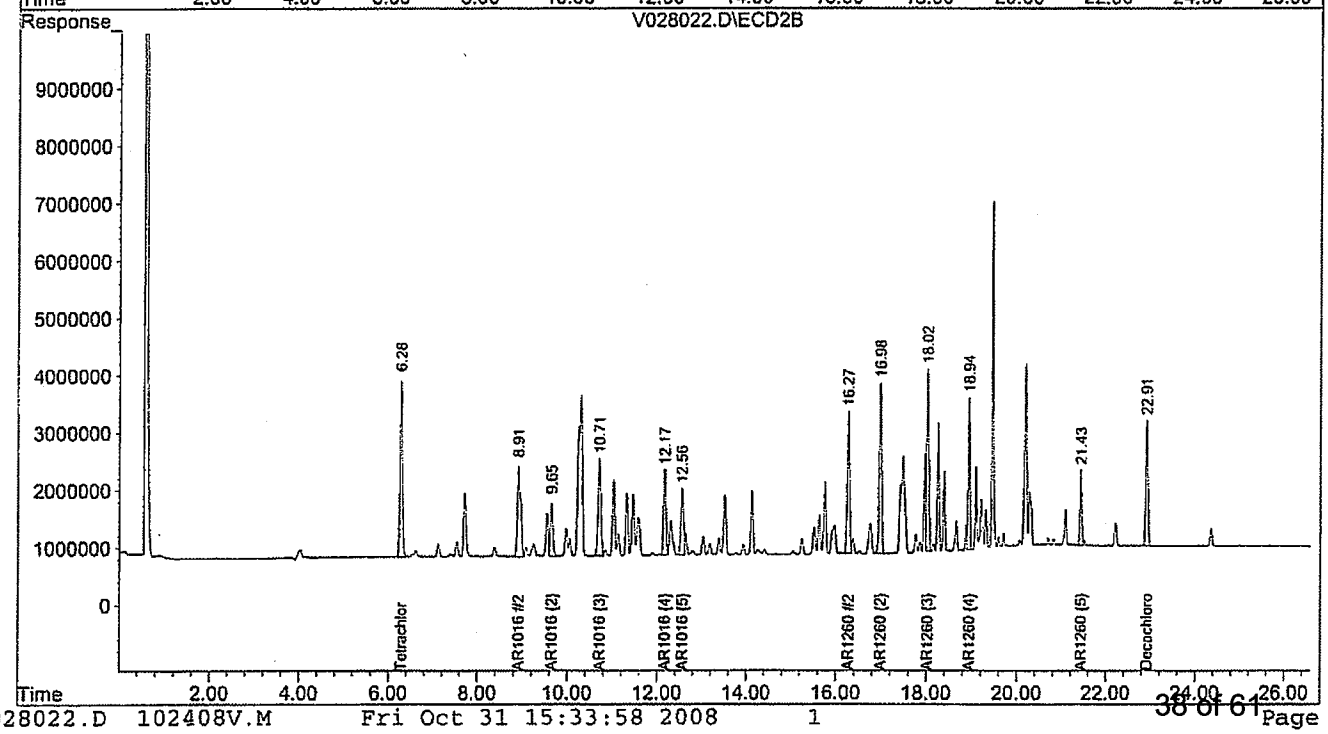

Tetra Tech NUS **INTERNAL CORRESPONDENCE**

TO:	**M. MARTIN**	**DATE:**	**MAY 1, 2009**
FROM:	**JOSEPH KALINYAK**	**COPIES:**	**DV FILE**
SUBJECT:	**ORGANIC DATA VALIDATION – PCB / MISC** **LOCKHEED MARTIN – BLOCK E** **SDG 811080**		
SAMPLES:	17 / Soil / PCB / MISC (% solids)		

SB-546-A-SS[SJ]	SB-546A-SS0-0.5	SB-546A-SS0.5-1
SB-550A-2	SB-550A-3	SB-550A-4
SB-550A-SS0-0.5	SB-550A-SS0.5-1	SB-568A-10
SB-568A-6	SB-568A-8	SB-570A-10
SB-570A-12	SB-570A-14	SB-570A-16
SB-570A-6	SB-570A-8	

Overview

The sample set for Lockheed Martin Block E, SDG 811080 consists of seventeen (17) soil environmental samples. The seventeen (17) soil samples were analyzed for polychlorinated biphenyls (PCBs) and percent solids (MISC). There were no field duplicates associated with this data set.

The samples were collected by Tetra Tech on November 11, 2008 and analyzed by GPL Laboratories. All analyses were conducted in accordance with SW-846 Methods 8082 and CLP solids analytical and reporting protocols.

The data contained in this SDG was validated with regard to the following parameters: data completeness, holding times, initial/continuing calibrations, laboratory method blank results, surrogate spike recoveries, blank spike results, matrix spike/matrix spike duplicate analysis, chromatographic resolution, compound identification, compound quantitation, and detection limits. Areas of concern are listed below.

Major – There were no major issues.

Minor

- Positive results reported below the reporting limit (RL) but above the method detection limit (MDL) for the organic analyses were qualified as estimated, (J).

Notes

Sample SB-546A-SS0-0.5 was diluted 50X for analysis due to a high Aroclor-1260 level. Due to this high dilution the surrogate % recoveries for tetrachloro-m-xylene and decachlorobiphenyl were outside the QC limits. No action was taken as the QC limits were not applicable due to the dilution.

The laboratory noted that the %D between GC columns was greater than 25% (<100%) for sample SB-550A-SS0-0.5 for Aroclor-1260. However, the %RPD for sample SB-550A-SS0-0.5 for Aroclor-1260 was less than the quality control limit of 25%. The detected sample result for Aroclor-1260 was not qualified as the %RPD was <25%.

Executive Summary

Laboratory Performance: There were no issues.

Other Factors Affecting Data Quality: A dilution was performed on one PCB sample resulting in higher reporting limits for non-detected PCBs.

The data for these analyses were reviewed with reference to Region III modifications to U.S. EPA National Functional Guidelines for Organic Data Validation (Sept. 1994). The text of this report has been formulated to address only those problem areas affecting data quality.

Tetra Tech NUS
Joseph Kalinyak
Chemist/Data Validator

Tetra Tech NUS
Joseph A. Samchuck
Quality Assurance Officer

Attachments:
Appendix A – Qualified Analytical Results
Appendix B – Results as Reported by the Laboratory
Appendix C – Support Documentation

DATA VALIDATION TRACKING FORM

Site Name :_LOCKHEED MARTIN-BLOCK E **Region**:__03___

Project Manager:__MARTIN,M._____ **CTO**:_____

Charge No.:___02135_____ **Validation**:

Validator:_____JK_____ ■ **Full**

QA:_____ □ **Limited**

□ **Cursory**

Sample Delivery Group:_____811080_____

Fraction:		AQUEOUS	SOLID	AIR
□	**VOA**	_____	_____	_____
□	**OVG**	_____	_____	_____
□	**SVOA**	_____	_____	_____
□	**PAH**	_____	_____	_____
■	**PEST/PCB**	_____	__17__	_____
□	**PCBH**	_____	_____	_____
□	**HERB**	_____	_____	_____
□	**PET**	_____	_____	_____
□	**EXP**	_____	_____	_____
□	**DIOX**	_____	_____	_____
□	**OPEST**	_____	_____	_____
□	**MISCO**	_____	_____	_____
□	**OTHER**	_____	_____	_____

Date Assigned:_____4-8-09_____ LOE Allotted: _____5_____hrs

Due Date:_____4-15-09_____ LOE Expended:

Date Valid Complete:_____ Validation _____hrs

Date QA Complete:_____ Corrections _____hrs

QA _____hrs

Total LOE Expended _____hrs

DATA VALIDATION TRACKING FORM

Site Name :_LOCKHEED MARTIN-BLOCK E **Region**:__03___

Project Manager:__MARTIN,M._____ **CTO**:_____

Charge No.:___02135_____ **Validation**:

Validator:_____ ■ **Full**

QA:_____ □ **Limited**

□ **Cursory**

Sample Delivery Group:_____811080_____

Fraction:		AQUEOUS	SOLID	AIR
□	**METALS**	_____	_____	_____
■	**MISC**	_____	__17__	_____
□	**RAD**	_____	_____	_____
□	**AVS/SEM**	_____	_____	_____
□	**OTHER**	_____	_____	_____

Date Assigned:_____
Due Date:_____
Date Valid Complete:_____
Date QA Complete:_____

LOE Allotted: _____hrs
LOE Expended:
Validation _____hrs
Corrections _____hrs
QA _____hrs

Total LOE Expended _____hrs

Appendix A

Qualified Analytical Results

Value Qualifier Key (Val Qual)

J – Positive result is considered estimated, "J", as a result of technical non-compliances.

UJ – Non-detected result is considered estimated, "UJ", as a result of technical non-compliances.

U - Value is a non-detect as reported by the laboratory.

UR – Non-detected result is considered rejected, (UR), as a result of technical non-compliances.

DATA QUALIFICATION CODE (QUAL CODE)

A = Lab Blank Contamination
B = Field Blank Contamination
C = Calibration Noncompliance (e.g. % RSDs, %Ds, ICVs, CCVs, RRFs, etc.)
C01 = GC/MS Tuning Noncompliance
D = MS/MSD Recovery Noncompliance
E = LCS/LCSD Recovery Noncompliance
F = Lab Duplicate Imprecision
G = Field Duplicate Imprecision
H = Holding Time Exceedance
I = ICP Serial Dilution Noncompliance
J = GFAA PDS - GFAA MSA's r < 0.995 / ICP PDS Recovery Noncompliance
K = ICP Interference - includes ICS % R Noncompliance
L = Instrument Calibration Range Exceedance
M = Sample Preservation Noncompliance
N = Internal Standard Noncompliance
N01 = Internal Standard Recovery Noncompliance Dioxins
N02 = Recovery Standard Noncompliance Dioxins
N03 = Clean-up Standard Noncompliance Dioxins
O = Poor Instrument Performance (e.g. base-line drifting)
P = Uncertainty near detection limit (< 2 x IDL for inorganics and <CRQL for organics)
Q = Other problems (can encompass a number of issues; e.g. chromatography,interferences, etc.)
R = Surrogates Recovery Noncompliance
S = Pesticide/PCB Resolution
T = % Breakdown Noncompliance for DDT and Endrin
U = % Difference between columns/detectors >25% for positive results determined via GC/HPLC
V = Non-linear calibrations; correlation coefficient r < 0.995
W = EMPC result
X = Signal to noise response drop
Y = Percent solids <30%
Z = Uncertainty at 2 sigma deviation is greater than sample activity

PROJ_NO: 02135

SDG: 811080 MEDIA: SOIL DATA FRACTION: PEST/PCB

nsample	SB-546-A-SS[SJ]	nsample	SB-546A-SS0.5-1	nsample	SB-546A-SS0-0.5
samp_date	11/11/2008	samp_date	11/11/2008	samp_date	11/11/2008
lab_id	811080-001	lab_id	811080-003	lab_id	811080-002
qc_type	NM	qc_type	NM	qc_type	NM
units	UG/KG	units	UG/KG	units	UG/KG
Pct_Solids	94.5	Pct_Solids	85.0	Pct_Solids	91.1
DUP_OF:		DUP_OF:		DUP_OF:	

Parameter	Result	Val Qual	Qual Code
AROCLOR-1016	18	U	
AROCLOR-1221	18	U	
AROCLOR-1232	18	U	
AROCLOR-1242	18	U	
AROCLOR-1248	18	U	
AROCLOR-1254	18	U	
AROCLOR-1260	66		

Parameter	Result	Val Qual	Qual Code
AROCLOR-1016	20	U	
AROCLOR-1221	20	U	
AROCLOR-1232	20	U	
AROCLOR-1242	20	U	
AROCLOR-1248	20	U	
AROCLOR-1254	20	U	
AROCLOR-1260	140		

Parameter	Result	Val Qual	Qual Code
AROCLOR-1016	920	U	
AROCLOR-1221	920	U	
AROCLOR-1232	920	U	
AROCLOR-1242	920	U	
AROCLOR-1248	920	U	
AROCLOR-1254	920	U	
AROCLOR-1260	9600		

PROJ_NO: 02135

SDG: 811080 MEDIA: SOIL DATA FRACTION: PEST/PCB

nsample	SB-550A-2	nsample	SB-550A-3	nsample	SB-550A-4
samp_date	11/11/2008	samp_date	11/11/2008	samp_date	11/11/2008
lab_id	811080-009	lab_id	811080-010	lab_id	811080-011
qc_type	NM	qc_type	NM	qc_type	NM
units	UG/KG	units	UG/KG	units	UG/KG
Pct_Solids	83.8	Pct_Solids	83.8	Pct_Solids	81.5
DUP_OF:		DUP_OF:		DUP_OF:	

Parameter	Result	Val Qual	Qual Code
AROCLOR-1016	20	U	
AROCLOR-1221	20	U	
AROCLOR-1232	20	U	
AROCLOR-1242	20	U	
AROCLOR-1248	20	U	
AROCLOR-1254	20	U	
AROCLOR-1260	20	U	

Parameter	Result	Val Qual	Qual Code
AROCLOR-1016	20	U	
AROCLOR-1221	20	U	
AROCLOR-1232	20	U	
AROCLOR-1242	20	U	
AROCLOR-1248	20	U	
AROCLOR-1254	20	U	
AROCLOR-1260	20	U	

Parameter	Result	Val Qual	Qual Code
AROCLOR-1016	20	U	
AROCLOR-1221	20	U	
AROCLOR-1232	20	U	
AROCLOR-1242	20	U	
AROCLOR-1248	20	U	
AROCLOR-1254	20	U	
AROCLOR-1260	20	U	

PROJ_NO: 02135

SDG: 811080 MEDIA: SOIL DATA FRACTION: PEST/PCB

nsample	SB-550A-SS0.5-1	nsample	SB-550A-SS0-0.5	nsample	SB-568A-10
samp_date	11/11/2008	samp_date	11/11/2008	samp_date	11/11/2008
lab_id	811080-008	lab_id	811080-007	lab_id	811080-020
qc_type	NM	qc_type	NM	qc_type	NM
units	UG/KG	units	UG/KG	units	UG/KG
Pct_Solids	81.4	Pct_Solids	81.5	Pct_Solids	85.2
DUP_OF:		DUP_OF:		DUP_OF:	

Parameter	Result	Val Qual	Qual Code
AROCLOR-1016	20	U	
AROCLOR-1221	20	U	
AROCLOR-1232	20	U	
AROCLOR-1242	20	U	
AROCLOR-1248	20	U	
AROCLOR-1254	20	U	
AROCLOR-1260	20	U	

Parameter	Result	Val Qual	Qual Code
AROCLOR-1016	20	U	
AROCLOR-1221	20	U	
AROCLOR-1232	20	U	
AROCLOR-1242	20	U	
AROCLOR-1248	20	U	
AROCLOR-1254	20	U	
AROCLOR-1260	12	J	P

Parameter	Result	Val Qual	Qual Code
AROCLOR-1016	20	U	
AROCLOR-1221	20	U	
AROCLOR-1232	20	U	
AROCLOR-1242	20	U	
AROCLOR-1248	20	U	
AROCLOR-1254	20	U	
AROCLOR-1260	20	U	

PROJ_NO: 02135

SDG: 811080 MEDIA: SOIL DATA FRACTION: PEST/PCB

nsample	SB-568A-6	nsample	SB-568A-8	nsample	SB-570A-10
samp_date	11/11/2008	samp_date	11/11/2008	samp_date	11/11/2008
lab_id	811080-018	lab_id	811080-019	lab_id	811080-014
qc_type	NM	qc_type	NM	qc_type	NM
units	UG/KG	units	UG/KG	units	UG/KG
Pct_Solids	86.9	Pct_Solids	89.7	Pct_Solids	93.7
DUP_OF:		DUP_OF:		DUP_OF:	

Parameter	Result	Val Qual	Qual Code
AROCLOR-1016	19	U	
AROCLOR-1221	19	U	
AROCLOR-1232	19	U	
AROCLOR-1242	19	U	
AROCLOR-1248	19	U	
AROCLOR-1254	19	U	
AROCLOR-1260	19	U	

Parameter	Result	Val Qual	Qual Code
AROCLOR-1016	19	U	
AROCLOR-1221	19	U	
AROCLOR-1232	19	U	
AROCLOR-1242	19	U	
AROCLOR-1248	19	U	
AROCLOR-1254	19	U	
AROCLOR-1260	19	U	

Parameter	Result	Val Qual	Qual Code
AROCLOR-1016	18	U	
AROCLOR-1221	18	U	
AROCLOR-1232	18	U	
AROCLOR-1242	18	U	
AROCLOR-1248	18	U	
AROCLOR-1254	18	U	
AROCLOR-1260	34		

PROJ_NO: 02135

SDG: 811080 MEDIA: SOIL DATA FRACTION: PEST/PCB

nsample	SB-570A-12
samp_date	11/11/2008
lab_id	811080-015
qc_type	NM
units	UG/KG
Pct_Solids	86.5
DUP_OF:	

Parameter	Result	Val Qual	Qual Code
AROCLOR-1016	19	U	
AROCLOR-1221	19	U	
AROCLOR-1232	19	U	
AROCLOR-1242	19	U	
AROCLOR-1248	19	U	
AROCLOR-1254	19	U	
AROCLOR-1260	19	U	

nsample	SB-570A-14
samp_date	11/11/2008
lab_id	811080-016
qc_type	NM
units	UG/KG
Pct_Solids	85.2
DUP_OF:	

Parameter	Result	Val Qual	Qual Code
AROCLOR-1016	20	U	
AROCLOR-1221	20	U	
AROCLOR-1232	20	U	
AROCLOR-1242	20	U	
AROCLOR-1248	20	U	
AROCLOR-1254	20	U	
AROCLOR-1260	20	U	

nsample	SB-570A-16
samp_date	11/11/2008
lab_id	811080-017
qc_type	NM
units	UG/KG
Pct_Solids	84.2
DUP_OF:	

Parameter	Result	Val Qual	Qual Code
AROCLOR-1016	20	U	
AROCLOR-1221	20	U	
AROCLOR-1232	20	U	
AROCLOR-1242	20	U	
AROCLOR-1248	20	U	
AROCLOR-1254	20	U	
AROCLOR-1260	20	U	

PROJ_NO: 02135

SDG: 811080 MEDIA: SOIL DATA FRACTION: PEST/PCB

nsample	SB-570A-6	nsample	SB-570A-8
samp_date	11/11/2008	samp_date	11/11/2008
lab_id	811080-012	lab_id	811080-013
qc_type	NM	qc_type	NM
units	UG/KG	units	UG/KG
Pct_Solids	88.4	Pct_Solids	89.7
DUP_OF:		DUP_OF:	

Parameter	Result	Val Qual	Qual Code
AROCLOR-1016	19	U	
AROCLOR-1221	19	U	
AROCLOR-1232	19	U	
AROCLOR-1242	19	U	
AROCLOR-1248	19	U	
AROCLOR-1254	19	U	
AROCLOR-1260	19	U	

Parameter	Result	Val Qual	Qual Code
AROCLOR-1016	19	U	
AROCLOR-1221	19	U	
AROCLOR-1232	19	U	
AROCLOR-1242	19	U	
AROCLOR-1248	19	U	
AROCLOR-1254	19	U	
AROCLOR-1260	19	U	

PROJ_NO: 02135

SDG: 811080 MEDIA: SOIL DATA FRACTION: MISC

nsample	SB-546-A-SS[SJ]	nsample	SB-546A-SS0.5-1	nsample	SB-546A-SS0-0.5
samp_date	11/11/2008	samp_date	11/11/2008	samp_date	11/11/2008
lab_id	811080-001	lab_id	811080-003	lab_id	811080-002
qc_type	NM	qc_type	NM	qc_type	NM
Pct_Solids	94.5	Pct_Solids	85.0	Pct_Solids	91.1
DUP_OF:		DUP_OF:		DUP_OF:	

Parameter	units	Result	Val Qual	Qual Code
PERCENT SOLIDS	%	94		

Parameter	units	Result	Val Qual	Qual Code
PERCENT SOLIDS	%	85		

Parameter	units	Result	Val Qual	Qual Code
PERCENT SOLIDS	%	91		

PROJ_NO: 02135

SDG: 811080 MEDIA: SOIL DATA FRACTION: MISC

nsample	SB-550A-2	nsample	SB-550A-3	nsample	SB-550A-4
samp_date	11/11/2008	samp_date	11/11/2008	samp_date	11/11/2008
lab_id	811080-009	lab_id	811080-010	lab_id	811080-011
qc_type	NM	qc_type	NM	qc_type	NM
Pct_Solids	83.8	Pct_Solids	83.8	Pct_Solids	81.5
DUP_OF:		DUP_OF:		DUP_OF:	

Parameter	units	Result	Val Qual	Qual Code
PERCENT SOLIDS	%	84		

Parameter	units	Result	Val Qual	Qual Code
PERCENT SOLIDS	%	84		

Parameter	units	Result	Val Qual	Qual Code
PERCENT SOLIDS	%	81		

PROJ_NO: 02135

SDG: 811080 MEDIA: SOIL DATA FRACTION: MISC

nsample	SB-550A-SS0.5-1	nsample	SB-550A-SS0-0.5	nsample	SB-568A-10
samp_date	11/11/2008	samp_date	11/11/2008	samp_date	11/11/2008
lab_id	811080-008	lab_id	811080-007	lab_id	811080-020
qc_type	NM	qc_type	NM	qc_type	NM
Pct_Solids	81.4	Pct_Solids	81.5	Pct_Solids	85.2
DUP_OF:		DUP_OF:		DUP_OF:	

Parameter	units	Result	Val Qual	Qual Code
PERCENT SOLIDS	%	81		

Parameter	units	Result	Val Qual	Qual Code
PERCENT SOLIDS	%	82		

Parameter	units	Result	Val Qual	Qual Code
PERCENT SOLIDS	%	85		

PROJ_NO: 02135

SDG: 811080 MEDIA: SOIL DATA FRACTION: MISC

nsample	SB-568A-6	nsample	SB-568A-8	nsample	SB-570A-10
samp_date	11/11/2008	samp_date	11/11/2008	samp_date	11/11/2008
lab_id	811080-018	lab_id	811080-019	lab_id	811080-014
qc_type	NM	qc_type	NM	qc_type	NM
Pct_Solids	86.9	Pct_Solids	89.7	Pct_Solids	93.7
DUP_OF:		DUP_OF:		DUP_OF:	

Parameter	units	Result	Val Qual	Qual Code
PERCENT SOLIDS	%	87		

Parameter	units	Result	Val Qual	Qual Code
PERCENT SOLIDS	%	90		

Parameter	units	Result	Val Qual	Qual Code
PERCENT SOLIDS	%	94		

PROJ_NO: 02135

SDG: 811080 MEDIA: SOIL DATA FRACTION: MISC

nsample	SB-570A-12	nsample	SB-570A-14	nsample	SB-570A-16
samp_date	11/11/2008	samp_date	11/11/2008	samp_date	11/11/2008
lab_id	811080-015	lab_id	811080-016	lab_id	811080-017
qc_type	NM	qc_type	NM	qc_type	NM
Pct_Solids	86.5	Pct_Solids	85.2	Pct_Solids	84.2
DUP_OF:		DUP_OF:		DUP_OF:	

Parameter	units	Result	Val Qual	Qual Code
PERCENT SOLIDS	%	86		

Parameter	units	Result	Val Qual	Qual Code
PERCENT SOLIDS	%	85		

Parameter	units	Result	Val Qual	Qual Code
PERCENT SOLIDS	%	84		

PROJ_NO: 02135

SDG: 811080 MEDIA: SOIL DATA FRACTION: MISC

nsample	SB-570A-6
samp_date	11/11/2008
lab_id	811080-012
qc_type	NM
Pct_Solids	88.4
DUP_OF:	

Parameter	units	Result	Val Qual	Qual Code
PERCENT SOLIDS	%	88		

nsample	SB-570A-8
samp_date	11/11/2008
lab_id	811080-013
qc_type	NM
Pct_Solids	89.7
DUP_OF:	

Parameter	units	Result	Val Qual	Qual Code
PERCENT SOLIDS	%	90		

Appendix B

Results as Reported by the Laboratory

All Departments

U	Indicates that the compound was analyzed for but not detected
BQL	Below Quantitation Limit

Organics

B	Indicates that the analyte was found in the associated blank as well as in the sample
D	Indicates that the analyte was reported from a diluted analysis
E	Indicates that the concentration detected exceeded the calibration range of the instrument
J	Value is less than the reporting limit but greater than the MDL
P	Indicates that there is greater than 25% difference for detected pesticide/Arochlor results between the two GC columns

Metals

J	Indicates that the reported value was less than the reporting limit but greater than or equal to the IDL/MDL
E	Indicates that the reported value is estimated because of the possible presence of interference (i.e. the serial dilution not within control limits)
H	Indicates that the element was found in the associated blank as well as in the sample and the value is greater than or equal to the reporting limit
D	Indicates that the analyte was reported from a diluted analysis
N	Spiked sample recovery not within control limits
*	Duplicate analysis not within control limits

Analytical Summary Report

Client Name:	Tetra Tech NUS	Sample Matrix:	SOIL
Client Sample ID:	SB-546-A-SS[SJ]	Lab Sample ID:	811080-001-001-1/2
Sample Date/Time:	11/11/2008 11:30	Percent Moisture:	5.52
Receipt Date/Time:	11/11/2008 18:30	Preparation Method:	SW3550
Prepared Date/Time:	11/17/2008 17:29	Analytical Method:	SW8082

#	Parameter	CAS	Reported Result	Q	Method Detection Limit	Reporting Limit	Dil Fact	Units	Analysis Date/Time	
1)	PCB-1016	12674-11-2	BQL	U	1.3	18	1	ug/kg	11/19/08	10:14
2)	PCB-1221	11104-28-2	BQL	U	2.5	18	1	ug/kg	11/19/08	10:14
3)	PCB-1232	11141-16-5	BQL	U	3.3	18	1	ug/kg	11/19/08	10:14
4)	PCB-1242	53469-21-9	BQL	U	0.74	18	1	ug/kg	11/19/08	10:14
5)	PCB-1248	12672-29-6	BQL	U	0.85	18	1	ug/kg	11/19/08	10:14
6)	PCB-1254	11097-69-1	BQL	U	1.7	18	1	ug/kg	11/19/08	10:14
7)	**PCB-1260**	**11096-82-5**	**66**		**1.4**	**18**	**1**	**ug/kg**	**11/19/08**	**10:14**

#	Surrogate Parameter	CAS	Percent Recovery	Control Limits	Dil Fact	Analysis Date/Time	
8)	Decachlorobiphenyl	2051-24-3	83 %	30 - 144	1	11/19/08	10:14
9)	Decachlorobiphenyl	2051-24-3	78 %	30 - 144	1	11/19/08	10:14
10)	Tetrachloro-m-xylene	877-09-8	84 %	49 - 133	1	11/19/08	10:14
11)	Tetrachloro-m-xylene	877-09-8	77 %	49 - 133	1	11/19/08	10:14

Analytical Summary Report

Client Name:	Tetra Tech NUS	Sample Matrix:	SOIL
Client Sample ID:	SB-546A-SS0-0.5 DL	Lab Sample ID:	811080-002-003-1/2 DL
Sample Date/Time:	11/11/2008 11:35	Percent Moisture:	8.95
Receipt Date/Time:	11/11/2008 18:30	Preparation Method:	SW3550
Prepared Date/Time:	11/17/2008 17:29	Analytical Method:	SW8082

#	Parameter	CAS	Reported Result	Q	Method Detection Limit	Reporting Limit	Dil Fact	Units	Analysis Date/Time	
1)	PCB-1016	12674-11-2	BQL	U	66	920	50	ug/kg	11/20/08	13:36
2)	PCB-1221	11104-28-2	BQL	U	130	920	50	ug/kg	11/20/08	13:36
3)	PCB-1232	11141-16-5	BQL	U	170	920	50	ug/kg	11/20/08	13:36
4)	PCB-1242	53469-21-9	BQL	U	38	920	50	ug/kg	11/20/08	13:36
5)	PCB-1248	12672-29-6	BQL	U	44	920	50	ug/kg	11/20/08	13:36
6)	PCB-1254	11097-69-1	BQL	U	88	920	50	ug/kg	11/20/08	13:36
7)	**PCB-1260**	**11096-82-5**	**9600**		**71**	**920**	**50**	**ug/kg**	**11/20/08**	**13:36**

#	Surrogate Parameter	CAS	Percent Recovery	Control Limits	Dil Fact	Analysis Date/Time	
8)	**Decachlorobiphenyl**	**2051-24-3**	**0 %**	**30 - 144**	**50**	**11/20/08**	**13:36**
9)	**Decachlorobiphenyl**	**2051-24-3**	**0 %**	**30 - 144**	**50**	**11/20/08**	**13:36**
10)	**Tetrachloro-m-xylene**	**877-09-8**	**0 %**	**49 - 133**	**50**	**11/20/08**	**13:36**
11)	**Tetrachloro-m-xylene**	**877-09-8**	**0 %**	**49 - 133**	**50**	**11/20/08**	**13:36**

Client Name:	Tetra Tech NUS	Sample Matrix:	SOIL
Client Sample ID:	SB-546A-SS0.5-1	Lab Sample ID:	811080-003-005-1/2
Sample Date/Time:	11/11/2008 11:39	Percent Moisture:	14.98
Receipt Date/Time:	11/11/2008 18:30	Preparation Method:	SW3550
Prepared Date/Time:	11/17/2008 17:29	Analytical Method:	SW8082

#	Parameter	CAS	Reported Result	Q	Method Detection Limit	Reporting Limit	Dil Fact	Units	Analysis Date/Time	
1)	PCB-1016	12674-11-2	BQL	U	1.4	20	1	ug/kg	11/19/08	11:18
2)	PCB-1221	11104-28-2	BQL	U	2.7	20	1	ug/kg	11/19/08	11:18
3)	PCB-1232	11141-16-5	BQL	U	3.6	20	1	ug/kg	11/19/08	11:18
4)	PCB-1242	53469-21-9	BQL	U	0.82	20	1	ug/kg	11/19/08	11:18
5)	PCB-1248	12672-29-6	BQL	U	0.94	20	1	ug/kg	11/19/08	11:18
6)	PCB-1254	11097-69-1	BQL	U	1.9	20	1	ug/kg	11/19/08	11:18
7)	**PCB-1260**	**11096-82-5**	**140**		**1.5**	**20**	**1**	**ug/kg**	**11/19/08**	**11:18**

#	Surrogate Parameter	CAS	Percent Recovery	Control Limits	Dil Fact	Analysis Date/Time	
8)	Decachlorobiphenyl	2051-24-3	91 %	30 - 144	1	11/19/08	11:18
9)	Decachlorobiphenyl	2051-24-3	88 %	30 - 144	1	11/19/08	11:18
10)	Tetrachloro-m-xylene	877-09-8	84 %	49 - 133	1	11/19/08	11:18
11)	Tetrachloro-m-xylene	877-09-8	91 %	49 - 133	1	11/19/08	11:18

Analytical Summary Report

Client Name:	Tetra Tech NUS	Sample Matrix:	SOIL
Client Sample ID:	SB-550A-2	Lab Sample ID:	811080-009-017-1/2
Sample Date/Time:	11/11/2008 14:20	Percent Moisture:	16.24
Receipt Date/Time:	11/11/2008 18:30	Preparation Method:	SW3550
Prepared Date/Time:	11/17/2008 17:29	Analytical Method:	SW8082

#	Parameter	CAS	Reported Result	Q	Method Detection Limit	Reporting Limit	Dil Fact	Units	Analysis Date/Time	
1)	PCB-1016	12674-11-2	BQL	U	1.4	20	1	ug/kg	11/19/08	16:15
2)	PCB-1221	11104-28-2	BQL	U	2.8	20	1	ug/kg	11/19/08	16:15
3)	PCB-1232	11141-16-5	BQL	U	3.7	20	1	ug/kg	11/19/08	16:15
4)	PCB-1242	53469-21-9	BQL	U	0.84	20	1	ug/kg	11/19/08	16:15
5)	PCB-1248	12672-29-6	BQL	U	0.96	20	1	ug/kg	11/19/08	16:15
6)	PCB-1254	11097-69-1	BQL	U	1.9	20	1	ug/kg	11/19/08	16:15
7)	PCB-1260	11096-82-5	BQL	U	1.6	20	1	ug/kg	11/19/08	16:15

#	Surrogate Parameter	CAS	Percent Recovery	Control Limits	Dil Fact	Analysis Date/Time	
8)	Decachlorobiphenyl	2051-24-3	75 %	30 - 144	1	11/19/08	16:15
9)	Decachlorobiphenyl	2051-24-3	70 %	30 - 144	1	11/19/08	16:15
10)	Tetrachloro-m-xylene	877-09-8	82 %	49 - 133	1	11/19/08	16:15
11)	Tetrachloro-m-xylene	877-09-8	74 %	49 - 133	1	11/19/08	16:15

Analytical Summary Report

Client Name:	Tetra Tech NUS	Sample Matrix:	SOIL
Client Sample ID:	SB-550A-3	Lab Sample ID:	811080-010-019-1/2
Sample Date/Time:	11/11/2008 14:21	Percent Moisture:	16.2
Receipt Date/Time:	11/11/2008 18:30	Preparation Method:	SW3550
Prepared Date/Time:	11/17/2008 17:29	Analytical Method:	SW8082

#	Parameter	CAS	Reported Result	Q	Method Detection Limit	Reporting Limit	Dil Fact	Units	Analysis Date/Time	
1)	PCB-1016	12674-11-2	BQL	U	1.4	20	1	ug/kg	11/19/08	16:47
2)	PCB-1221	11104-28-2	BQL	U	2.8	20	1	ug/kg	11/19/08	16:47
3)	PCB-1232	11141-16-5	BQL	U	3.7	20	1	ug/kg	11/19/08	16:47
4)	PCB-1242	53469-21-9	BQL	U	0.84	20	1	ug/kg	11/19/08	16:47
5)	PCB-1248	12672-29-6	BQL	U	0.96	20	1	ug/kg	11/19/08	16:47
6)	PCB-1254	11097-69-1	BQL	U	1.9	20	1	ug/kg	11/19/08	16:47
7)	PCB-1260	11096-82-5	BQL	U	1.6	20	1	ug/kg	11/19/08	16:47

#	Surrogate Parameter	CAS	Percent Recovery	Control Limits	Dil Fact	Analysis Date/Time	
8)	Decachlorobiphenyl	2051-24-3	95 %	30 - 144	1	11/19/08	16:47
9)	Decachlorobiphenyl	2051-24-3	92 %	30 - 144	1	11/19/08	16:47
10)	Tetrachloro-m-xylene	877-09-8	102 %	49 - 133	1	11/19/08	16:47
11)	Tetrachloro-m-xylene	877-09-8	94 %	49 - 133	1	11/19/08	16:47

Analytical Summary Report

Client Name:	Tetra Tech NUS	Sample Matrix:	SOIL
Client Sample ID:	SB-550A-4	Lab Sample ID:	811080-011-021-1/2
Sample Date/Time:	11/11/2008 14:22	Percent Moisture:	18.51
Receipt Date/Time:	11/11/2008 18:30	Preparation Method:	SW3550
Prepared Date/Time:	11/17/2008 17:29	Analytical Method:	SW8082

#	Parameter	CAS	Reported Result	Q	Method Detection Limit	Reporting Limit	Dil Fact	Units	Analysis Date/Time	
1)	PCB-1016	12674-11-2	BQL	U	1.5	20	1	ug/kg	11/19/08	17:19
2)	PCB-1221	11104-28-2	BQL	U	2.9	20	1	ug/kg	11/19/08	17:19
3)	PCB-1232	11141-16-5	BQL	U	3.8	20	1	ug/kg	11/19/08	17:19
4)	PCB-1242	53469-21-9	BQL	U	0.86	20	1	ug/kg	11/19/08	17:19
5)	PCB-1248	12672-29-6	BQL	U	0.98	20	1	ug/kg	11/19/08	17:19
6)	PCB-1254	11097-69-1	BQL	U	2	20	1	ug/kg	11/19/08	17:19
7)	PCB-1260	11096-82-5	BQL	U	1.6	20	1	ug/kg	11/19/08	17:19

#	Surrogate Parameter	CAS	Percent Recovery	Control Limits	Dil Fact	Analysis Date/Time	
8)	Decachlorobiphenyl	2051-24-3	73 %	30 - 144	1	11/19/08	17:19
9)	Decachlorobiphenyl	2051-24-3	75 %	30 - 144	1	11/19/08	17:19
10)	Tetrachloro-m-xylene	877-09-8	78 %	49 - 133	1	11/19/08	17:19
11)	Tetrachloro-m-xylene	877-09-8	87 %	49 - 133	1	11/19/08	17:19

Analytical Summary Report

Client Name:	Tetra Tech NUS	Sample Matrix:	SOIL
Client Sample ID:	SB-550A-SS0-0.5	Lab Sample ID:	811080-007-013-1/2
Sample Date/Time:	11/11/2008 14:18	Percent Moisture:	18.49
Receipt Date/Time:	11/11/2008 18:30	Preparation Method:	SW3550
Prepared Date/Time:	11/17/2008 17:29	Analytical Method:	SW8082

#	Parameter	CAS	Reported Result	Q	Method Detection Limit	Reporting Limit	Dil Fact	Units	Analysis Date/Time	
1)	PCB-1016	12674-11-2	BQL	U	1.5	20	1	ug/kg	11/19/08	15:11
2)	PCB-1221	11104-28-2	BQL	U	2.9	20	1	ug/kg	11/19/08	15:11
3)	PCB-1232	11141-16-5	BQL	U	3.8	20	1	ug/kg	11/19/08	15:11
4)	PCB-1242	53469-21-9	BQL	U	0.86	20	1	ug/kg	11/19/08	15:11
5)	PCB-1248	12672-29-6	BQL	U	0.98	20	1	ug/kg	11/19/08	15:11
6)	PCB-1254	11097-69-1	BQL	U	2	20	1	ug/kg	11/19/08	15:11
7)	PCB-1260	11096-82-5	12	JP	1.6	20	1	ug/kg	11/19/08	15:11

#	Surrogate Parameter	CAS	Percent Recovery	Control Limits	Dil Fact	Analysis Date/Time	
8)	Decachlorobiphenyl	2051-24-3	67 %	30 - 144	1	11/19/08	15:11
9)	Decachlorobiphenyl	2051-24-3	71 %	30 - 144	1	11/19/08	15:11
10)	Tetrachloro-m-xylene	877-09-8	76 %	49 - 133	1	11/19/08	15:11
11)	Tetrachloro-m-xylene	877-09-8	84 %	49 - 133	1	11/19/08	15:11

Analytical Summary Report

Client Name:	Tetra Tech NUS	Sample Matrix:	SOIL
Client Sample ID:	SB-550A-SS0.5-1	Lab Sample ID:	811080-008-015-1/2
Sample Date/Time:	11/11/2008 14:19	Percent Moisture:	18.59
Receipt Date/Time:	11/11/2008 18:30	Preparation Method:	SW3550
Prepared Date/Time:	11/17/2008 17:29	Analytical Method:	SW8082

#	Parameter	CAS	Reported Result	Q	Method Detection Limit	Reporting Limit	Dil Fact	Units	Analysis Date/Time	
1)	PCB-1016	12674-11-2	BQL	U	1.5	20	1	ug/kg	11/19/08	15:43
2)	PCB-1221	11104-28-2	BQL	U	2.9	20	1	ug/kg	11/19/08	15:43
3)	PCB-1232	11141-16-5	BQL	U	3.8	20	1	ug/kg	11/19/08	15:43
4)	PCB-1242	53469-21-9	BQL	U	0.86	20	1	ug/kg	11/19/08	15:43
5)	PCB-1248	12672-29-6	BQL	U	0.98	20	1	ug/kg	11/19/08	15:43
6)	PCB-1254	11097-69-1	BQL	U	2	20	1	ug/kg	11/19/08	15:43
7)	PCB-1260	11096-82-5	BQL	U	1.6	20	1	ug/kg	11/19/08	15:43

#	Surrogate Parameter	CAS	Percent Recovery	Control Limits	Dil Fact	Analysis Date/Time	
8)	Decachlorobiphenyl	2051-24-3	79 %	30 - 144	1	11/19/08	15:43
9)	Decachlorobiphenyl	2051-24-3	75 %	30 - 144	1	11/19/08	15:43
10)	Tetrachloro-m-xylene	877-09-8	94 %	49 - 133	1	11/19/08	15:43
11)	Tetrachloro-m-xylene	877-09-8	83 %	49 - 133	1	11/19/08	15:43

Analytical Summary Report

Client Name:	Tetra Tech NUS	Sample Matrix:	SOIL
Client Sample ID:	SB-568A-10	Lab Sample ID:	811080-020-039-1/2
Sample Date/Time:	11/11/2008 10:30	Percent Moisture:	14.76
Receipt Date/Time:	11/11/2008 18:30	Preparation Method:	SW3550
Prepared Date/Time:	11/17/2008 17:29	Analytical Method:	SW8082

#	Parameter	CAS	Reported Result	Q	Method Detection Limit	Reporting Limit	Dil Fact	Units	Analysis Date/Time	
1)	PCB-1016	12674-11-2	BQL	U	1.4	20	1	ug/kg	11/19/08	22:39
2)	PCB-1221	11104-28-2	BQL	U	2.7	20	1	ug/kg	11/19/08	22:39
3)	PCB-1232	11141-16-5	BQL	U	3.6	20	1	ug/kg	11/19/08	22:39
4)	PCB-1242	53469-21-9	BQL	U	0.82	20	1	ug/kg	11/19/08	22:39
5)	PCB-1248	12672-29-6	BQL	U	0.94	20	1	ug/kg	11/19/08	22:39
6)	PCB-1254	11097-69-1	BQL	U	1.9	20	1	ug/kg	11/19/08	22:39
7)	PCB-1260	11096-82-5	BQL	U	1.5	20	1	ug/kg	11/19/08	22:39

#	Surrogate Parameter	CAS	Percent Recovery	Control Limits	Dil Fact	Analysis Date/Time	
8)	Decachlorobiphenyl	2051-24-3	88%	30 - 144	1	11/19/08	22:39
9)	Decachlorobiphenyl	2051-24-3	90%	30 - 144	1	11/19/08	22:39
10)	Tetrachloro-m-xylene	877-09-8	100%	49 - 133	1	11/19/08	22:39
11)	Tetrachloro-m-xylene	877-09-8	107%	49 - 133	1	11/19/08	22:39

Client Name:	Tetra Tech NUS	Sample Matrix:	SOIL
Client Sample ID:	SB-568A-6	Lab Sample ID:	811080-018-035-1/2
Sample Date/Time:	11/11/2008 10:22	Percent Moisture:	13.12
Receipt Date/Time:	11/11/2008 18:30	Preparation Method:	SW3550
Prepared Date/Time:	11/17/2008 17:29	Analytical Method:	SW8082

#	Parameter	CAS	Reported Result	Q	Method Detection Limit	Reporting Limit	Dil Fact	Units	Analysis Date/Time	
1)	PCB-1016	12674-11-2	BQL	U	1.4	19	1	ug/kg	11/19/08	21:35
2)	PCB-1221	11104-28-2	BQL	U	2.7	19	1	ug/kg	11/19/08	21:35
3)	PCB-1232	11141-16-5	BQL	U	3.6	19	1	ug/kg	11/19/08	21:35
4)	PCB-1242	53469-21-9	BQL	U	0.8	19	1	ug/kg	11/19/08	21:35
5)	PCB-1248	12672-29-6	BQL	U	0.92	19	1	ug/kg	11/19/08	21:35
6)	PCB-1254	11097-69-1	BQL	U	1.8	19	1	ug/kg	11/19/08	21:35
7)	PCB-1260	11096-82-5	BQL	U	1.5	19	1	ug/kg	11/19/08	21:35

#	Surrogate Parameter	CAS	Percent Recovery	Control Limits	Dil Fact	Analysis Date/Time	
8)	Decachlorobiphenyl	2051-24-3	73 %	30 - 144	1	11/19/08	21:35
9)	Decachlorobiphenyl	2051-24-3	71 %	30 - 144	1	11/19/08	21:35
10)	Tetrachloro-m-xylene	877-09-8	87 %	49 - 133	1	11/19/08	21:35
11)	Tetrachloro-m-xylene	877-09-8	81 %	49 - 133	1	11/19/08	21:35

Analytical Summary Report

Client Name:	Tetra Tech NUS	Sample Matrix:	SOIL
Client Sample ID:	SB-568A-8	Lab Sample ID:	811080-019-037-1/2
Sample Date/Time:	11/11/2008 10:26	Percent Moisture:	10.34
Receipt Date/Time:	11/11/2008 18:30	Preparation Method:	SW3550
Prepared Date/Time:	11/17/2008 17:29	Analytical Method:	SW8082

#	Parameter	CAS	Reported Result	Q	Method Detection Limit	Reporting Limit	Dil Fact	Units	Analysis Date/Time	
1)	PCB-1016	12674-11-2	BQL	U	1.3	19	1	ug/kg	11/19/08	22:07
2)	PCB-1221	11104-28-2	BQL	U	2.6	19	1	ug/kg	11/19/08	22:07
3)	PCB-1232	11141-16-5	BQL	U	3.4	19	1	ug/kg	11/19/08	22:07
4)	PCB-1242	53469-21-9	BQL	U	0.78	19	1	ug/kg	11/19/08	22:07
5)	PCB-1248	12672-29-6	BQL	U	0.89	19	1	ug/kg	11/19/08	22:07
6)	PCB-1254	11097-69-1	BQL	U	1.8	19	1	ug/kg	11/19/08	22:07
7)	PCB-1260	11096-82-5	BQL	U	1.4	19	1	ug/kg	11/19/08	22:07

#	Surrogate Parameter	CAS	Percent Recovery	Control Limits	Dil Fact	Analysis Date/Time	
8)	Decachlorobiphenyl	2051-24-3	70 %	30 - 144	1	11/19/08	22:07
9)	Decachlorobiphenyl	2051-24-3	68 %	30 - 144	1	11/19/08	22:07
10)	Tetrachloro-m-xylene	877-09-8	82 %	49 - 133	1	11/19/08	22:07
11)	Tetrachloro-m-xylene	877-09-8	75 %	49 - 133	1	11/19/08	22:07

Analytical Summary Report

Client Name:	Tetra Tech NUS	Sample Matrix:	SOIL
Client Sample ID:	SB-570A-10	Lab Sample ID:	811080-014-027-1/2
Sample Date/Time:	11/11/2008 09:33	Percent Moisture:	6.29
Receipt Date/Time:	11/11/2008 18:30	Preparation Method:	SW3550
Prepared Date/Time:	11/17/2008 17:29	Analytical Method:	SW8082

#	Parameter	CAS	Reported Result	Q	Method Detection Limit	Reporting Limit	Dil Fact	Units	Analysis Date/Time	
1)	PCB-1016	12674-11-2	BQL	U	1.3	18	1	ug/kg	11/19/08	18:55
2)	PCB-1221	11104-28-2	BQL	U	2.5	18	1	ug/kg	11/19/08	18:55
3)	PCB-1232	11141-16-5	BQL	U	3.3	18	1	ug/kg	11/19/08	18:55
4)	PCB-1242	53469-21-9	BQL	U	0.75	18	1	ug/kg	11/19/08	18:55
5)	PCB-1248	12672-29-6	BQL	U	0.85	18	1	ug/kg	11/19/08	18:55
6)	PCB-1254	11097-69-1	BQL	U	1.7	18	1	ug/kg	11/19/08	18:55
7)	**PCB-1260**	**11096-82-5**	**34**		**1.4**	**18**	**1**	**ug/kg**	**11/19/08**	**18:55**

#	Surrogate Parameter	CAS	Percent Recovery	Control Limits	Dil Fact	Analysis Date/Time	
8)	Decachlorobiphenyl	2051-24-3	113%	30 - 144	1	11/19/08	18:55
9)	Decachlorobiphenyl	2051-24-3	120%	30 - 144	1	11/19/08	18:55
10)	Tetrachloro-m-xylene	877-09-8	124%	49 - 133	1	11/19/08	18:55
11)	Tetrachloro-m-xylene	877-09-8	98%	49 - 133	1	11/19/08	18:55

Analytical Summary Report

Client Name:	Tetra Tech NUS	Sample Matrix:	SOIL
Client Sample ID:	SB-570A-12	Lab Sample ID:	811080-015-029-1/2
Sample Date/Time:	11/11/2008 09:35	Percent Moisture:	13.49
Receipt Date/Time:	11/11/2008 18:30	Preparation Method:	SW3550
Prepared Date/Time:	11/17/2008 17:29	Analytical Method:	SW8082

#	Parameter	CAS	Reported Result	Q	Method Detection Limit	Reporting Limit	Dil Fact	Units	Analysis Date/Time	
1)	PCB-1016	12674-11-2	BQL	U	1.4	19	1	ug/kg	11/19/08	19:27
2)	PCB-1221	11104-28-2	BQL	U	2.7	19	1	ug/kg	11/19/08	19:27
3)	PCB-1232	11141-16-5	BQL	U	3.6	19	1	ug/kg	11/19/08	19:27
4)	PCB-1242	53469-21-9	BQL	U	0.81	19	1	ug/kg	11/19/08	19:27
5)	PCB-1248	12672-29-6	BQL	U	0.92	19	1	ug/kg	11/19/08	19:27
6)	PCB-1254	11097-69-1	BQL	U	1.8	19	1	ug/kg	11/19/08	19:27
7)	PCB-1260	11096-82-5	BQL	U	1.5	19	1	ug/kg	11/19/08	19:27

#	Surrogate Parameter	CAS	Percent Recovery	Control Limits	Dil Fact	Analysis Date/Time	
8)	Decachlorobiphenyl	2051-24-3	74 %	30 - 144	1	11/19/08	19:27
9)	Decachlorobiphenyl	2051-24-3	71 %	30 - 144	1	11/19/08	19:27
10)	Tetrachloro-m-xylene	877-09-8	85 %	49 - 133	1	11/19/08	19:27
11)	Tetrachloro-m-xylene	877-09-8	77 %	49 - 133	1	11/19/08	19:27

Analytical Summary Report

Client Name:	Tetra Tech NUS	Sample Matrix:	SOIL
Client Sample ID:	SB-570A-14	Lab Sample ID:	811080-016-031-1/2
Sample Date/Time:	11/11/2008 09:37	Percent Moisture:	14.81
Receipt Date/Time:	11/11/2008 18:30	Preparation Method:	SW3550
Prepared Date/Time:	11/17/2008 17:29	Analytical Method:	SW8082

#	Parameter	CAS	Reported Result	Q	Method Detection Limit	Reporting Limit	Dil Fact	Units	Analysis Date/Time	
1)	PCB-1016	12674-11-2	BQL	U	1.4	20	1	ug/kg	11/19/08	20:31
2)	PCB-1221	11104-28-2	BQL	U	2.7	20	1	ug/kg	11/19/08	20:31
3)	PCB-1232	11141-16-5	BQL	U	3.6	20	1	ug/kg	11/19/08	20:31
4)	PCB-1242	53469-21-9	BQL	U	0.82	20	1	ug/kg	11/19/08	20:31
5)	PCB-1248	12672-29-6	BQL	U	0.94	20	1	ug/kg	11/19/08	20:31
6)	PCB-1254	11097-69-1	BQL	U	1.9	20	1	ug/kg	11/19/08	20:31
7)	PCB-1260	11096-82-5	BQL	U	1.5	20	1	ug/kg	11/19/08	20:31

#	Surrogate Parameter	CAS	Percent Recovery	Control Limits	Dil Fact	Analysis Date/Time	
8)	Decachlorobiphenyl	2051-24-3	74 %	30 - 144	1	11/19/08	20:31
9)	Decachlorobiphenyl	2051-24-3	71 %	30 - 144	1	11/19/08	20:31
10)	Tetrachloro-m-xylene	877-09-8	87 %	49 - 133	1	11/19/08	20:31
11)	Tetrachloro-m-xylene	877-09-8	79 %	49 - 133	1	11/19/08	20:31

Analytical Summary Report

Client Name:	Tetra Tech NUS	Sample Matrix:	SOIL
Client Sample ID:	SB-570A-16	Lab Sample ID:	811080-017-033-1/2
Sample Date/Time:	11/11/2008 09:39	Percent Moisture:	15.77
Receipt Date/Time:	11/11/2008 18:30	Preparation Method:	SW3550
Prepared Date/Time:	11/17/2008 17:29	Analytical Method:	SW8082

#	Parameter	CAS	Reported Result	Q	Method Detection Limit	Reporting Limit	Dil Fact	Units	Analysis Date/Time	
1)	PCB-1016	12674-11-2	BQL	U	1.4	20	1	ug/kg	11/19/08	21:03
2)	PCB-1221	11104-28-2	BQL	U	2.8	20	1	ug/kg	11/19/08	21:03
3)	PCB-1232	11141-16-5	BQL	U	3.7	20	1	ug/kg	11/19/08	21:03
4)	PCB-1242	53469-21-9	BQL	U	0.83	20	1	ug/kg	11/19/08	21:03
5)	PCB-1248	12672-29-6	BQL	U	0.95	20	1	ug/kg	11/19/08	21:03
6)	PCB-1254	11097-69-1	BQL	U	1.9	20	1	ug/kg	11/19/08	21:03
7)	PCB-1260	11096-82-5	BQL	U	1.5	20	1	ug/kg	11/19/08	21:03

#	Surrogate Parameter	CAS	Percent Recovery	Control Limits	Dil Fact	Analysis Date/Time	
8)	Decachlorobiphenyl	2051-24-3	75%	30 - 144	1	11/19/08	21:03
9)	Decachlorobiphenyl	2051-24-3	73%	30 - 144	1	11/19/08	21:03
10)	Tetrachloro-m-xylene	877-09-8	89%	49 - 133	1	11/19/08	21:03
11)	Tetrachloro-m-xylene	877-09-8	83%	49 - 133	1	11/19/08	21:03

Analytical Summary Report

Client Name:	Tetra Tech NUS	Sample Matrix:	SOIL
Client Sample ID:	SB-570A-6	Lab Sample ID:	811080-012-023-1/2
Sample Date/Time:	11/11/2008 09:11	Percent Moisture:	11.65
Receipt Date/Time:	11/11/2008 18:30	Preparation Method:	SW3550
Prepared Date/Time:	11/17/2008 17:29	Analytical Method:	SW8082

#	Parameter	CAS	Reported Result	Q	Method Detection Limit	Reporting Limit	Dil Fact	Units	Analysis Date/Time
1)	PCB-1016	12674-11-2	BQL	U	1.4	19	1	ug/kg	11/19/08 17:51
2)	PCB-1221	11104-28-2	BQL	U	2.6	19	1	ug/kg	11/19/08 17:51
3)	PCB-1232	11141-16-5	BQL	U	3.5	19	1	ug/kg	11/19/08 17:51
4)	PCB-1242	53469-21-9	BQL	U	0.79	19	1	ug/kg	11/19/08 17:51
5)	PCB-1248	12672-29-6	BQL	U	0.9	19	1	ug/kg	11/19/08 17:51
6)	PCB-1254	11097-69-1	BQL	U	1.8	19	1	ug/kg	11/19/08 17:51
7)	PCB-1260	11096-82-5	BQL	U	1.5	19	1	ug/kg	11/19/08 17:51

#	Surrogate Parameter	CAS	Percent Recovery	Control Limits	Dil Fact	Analysis Date/Time
8)	Decachlorobiphenyl	2051-24-3	75 %	30 - 144	1	11/19/08 17:51
9)	Decachlorobiphenyl	2051-24-3	71 %	30 - 144	1	11/19/08 17:51
10)	Tetrachloro-m-xylene	877-09-8	85 %	49 - 133	1	11/19/08 17:51
11)	Tetrachloro-m-xylene	877-09-8	77 %	49 - 133	1	11/19/08 17:51

Analytical Summary Report

Client Name:	Tetra Tech NUS	Sample Matrix:	SOIL
Client Sample ID:	SB-570A-8	Lab Sample ID:	811080-013-025-1/2
Sample Date/Time:	11/11/2008 09:13	Percent Moisture:	10.29
Receipt Date/Time:	11/11/2008 18:30	Preparation Method:	SW3550
Prepared Date/Time:	11/17/2008 17:29	Analytical Method:	SW8082

#	Parameter	CAS	Reported Result	Q	Method Detection Limit	Reporting Limit	Dil Fact	Units	Analysis Date/Time	
1)	PCB-1016	12674-11-2	BQL	U	1.3	19	1	ug/kg	11/19/08	18:23
2)	PCB-1221	11104-28-2	BQL	U	2.6	19	1	ug/kg	11/19/08	18:23
3)	PCB-1232	11141-16-5	BQL	U	3.4	19	1	ug/kg	11/19/08	18:23
4)	PCB-1242	53469-21-9	BQL	U	0.78	19	1	ug/kg	11/19/08	18:23
5)	PCB-1248	12672-29-6	BQL	U	0.89	19	1	ug/kg	11/19/08	18:23
6)	PCB-1254	11097-69-1	BQL	U	1.8	19	1	ug/kg	11/19/08	18:23
7)	PCB-1260	11096-82-5	BQL	U	1.4	19	1	ug/kg	11/19/08	18:23

#	Surrogate Parameter	CAS	Percent Recovery	Control Limits	Dil Fact	Analysis Date/Time	
8)	Decachlorobiphenyl	2051-24-3	83 %	30 - 144	1	11/19/08	18:23
9)	Decachlorobiphenyl	2051-24-3	80 %	30 - 144	1	11/19/08	18:23
10)	Tetrachloro-m-xylene	877-09-8	93 %	49 - 133	1	11/19/08	18:23
11)	Tetrachloro-m-xylene	877-09-8	85 %	49 - 133	1	11/19/08	18:23

Analytical Summary Report

Client Name:	Tetra Tech NUS	Sample Matrix:	SOIL
Client Sample ID:	SB-546-A-SS[SJ]	Lab Sample ID:	811080-001-001-1/2
Sample Date/Time:	11/11/2008 11:30	Percent Moisture:	5.52
Receipt Date/Time:	11/11/2008 18:30	Preparation Method:	NA
Prepared Date/Time:		Analytical Method:	CLP_SOLIDS

#	Parameter	CAS	Reported Result	Q	Method Detection Limit	Reporting Limit	Dil Fact	Units	Analysis Date/Time	
1)	**Percent Solids**	**10-02-6**	**94**		**1**	**1.0**	**1**	**%**	**11/14/08**	**14:30**

Analytical Summary Report

Client Name:	Tetra Tech NUS	Sample Matrix:	SOIL
Client Sample ID:	SB-546A-SS0-0.5	Lab Sample ID:	811080-002-003-1/2
Sample Date/Time:	11/11/2008 11:35	Percent Moisture:	8.95
Receipt Date/Time:	11/11/2008 18:30	Preparation Method:	NA
Prepared Date/Time:		Analytical Method:	CLP_SOLIDS

#	Parameter	CAS	Reported Result	Q	Method Detection Limit	Reporting Limit	Dil Fact	Units	Analysis Date/Time	
1)	**Percent Solids**	**10-02-6**	**91**		**1**	**1.0**	**1**	**%**	**11/14/08**	**14:30**

Analytical Summary Report

Client Name:	Tetra Tech NUS	Sample Matrix:	SOIL
Client Sample ID:	SB-546A-SS0.5-1	Lab Sample ID:	811080-003-005-1/2
Sample Date/Time:	11/11/2008 11:39	Percent Moisture:	14.98
Receipt Date/Time:	11/11/2008 18:30	Preparation Method:	NA
Prepared Date/Time:		Analytical Method:	CLP_SOLIDS

#	Parameter	CAS	Reported Result	Q	Method Detection Limit	Reporting Limit	Dil Fact	Units	Analysis Date/Time	
1)	**Percent Solids**	**10-02-6**	**85**		**1**	**1.0**	**1**	**%**	**11/14/08**	**14:30**

Analytical Summary Report

Client Name:	Tetra Tech NUS	Sample Matrix:	SOIL
Client Sample ID:	SB-550A-2	Lab Sample ID:	811080-009-017-1/2
Sample Date/Time:	11/11/2008 14:20	Percent Moisture:	16.24
Receipt Date/Time:	11/11/2008 18:30	Preparation Method:	NA
Prepared Date/Time:		Analytical Method:	CLP_SOLIDS

#	Parameter	CAS	Reported Result	Q	Method Detection Limit	Reporting Limit	Dil Fact	Units	Analysis Date/Time	
1)	**Percent Solids**	**10-02-6**	**84**		**1**	**1.0**	**1**	**%**	**11/14/08**	**14:30**

Analytical Summary Report

Client Name:	Tetra Tech NUS	Sample Matrix:	SOIL
Client Sample ID:	SB-550A-3	Lab Sample ID:	811080-010-019-1/2
Sample Date/Time:	11/11/2008 14:21	Percent Moisture:	16.2
Receipt Date/Time:	11/11/2008 18:30	Preparation Method:	NA
Prepared Date/Time:		Analytical Method:	CLP_SOLIDS

#	Parameter	CAS	Reported Result	Q	Method Detection Limit	Reporting Limit	Dil Fact	Units	Analysis Date/Time	
1)	**Percent Solids**	**10-02-6**	**84**		**1**	**1.0**	**1**	**%**	**11/14/08**	**14:30**

Analytical Summary Report

Client Name:	Tetra Tech NUS	Sample Matrix:	SOIL
Client Sample ID:	SB-550A-4	Lab Sample ID:	811080-011-021-1/2
Sample Date/Time:	11/11/2008 14:22	Percent Moisture:	18.51
Receipt Date/Time:	11/11/2008 18:30	Preparation Method:	NA
Prepared Date/Time:		Analytical Method:	CLP_SOLIDS

#	Parameter	CAS	Reported Result	Q	Method Detection Limit	Reporting Limit	Dil Fact	Units	Analysis Date/Time
1)	**Percent Solids**	**10-02-6**	**81**		**1**	**1.0**	**1**	**%**	**11/14/08 14:30**

Analytical Summary Report

Client Name:	Tetra Tech NUS	Sample Matrix:	SOIL
Client Sample ID:	SB-550A-SS0-0.5	Lab Sample ID:	811080-007-013-1/2
Sample Date/Time:	11/11/2008 14:18	Percent Moisture:	18.49
Receipt Date/Time:	11/11/2008 18:30	Preparation Method:	NA
Prepared Date/Time:		Analytical Method:	CLP_SOLIDS

#	Parameter	CAS	Reported Result	Q	Method Detection Limit	Reporting Limit	Dil Fact	Units	Analysis Date/Time	
1)	**Percent Solids**	**10-02-6**	**82**		**1**	**1.0**	**1**	**%**	**11/14/08**	**14:30**

Analytical Summary Report

Client Name:	Tetra Tech NUS	Sample Matrix:	SOIL
Client Sample ID:	SB-550A-SS0.5-1	Lab Sample ID:	811080-008-015-1/2
Sample Date/Time:	11/11/2008 14:19	Percent Moisture:	18.59
Receipt Date/Time:	11/11/2008 18:30	Preparation Method:	NA
Prepared Date/Time:		Analytical Method:	CLP_SOLIDS

#	Parameter	CAS	Reported Result	Q	Method Detection Limit	Reporting Limit	Dil Fact	Units	Analysis Date/Time	
1)	**Percent Solids**	**10-02-6**	**81**		**1**	**1.0**	**1**	**%**	**11/14/08**	**14:30**

Analytical Summary Report

Client Name:	Tetra Tech NUS	Sample Matrix:	SOIL
Client Sample ID:	SB-568A-10	Lab Sample ID:	811080-020-039-1/2
Sample Date/Time:	11/11/2008 10:30	Percent Moisture:	14.76
Receipt Date/Time:	11/11/2008 18:30	Preparation Method:	NA
Prepared Date/Time:		Analytical Method:	CLP_SOLIDS

#	Parameter	CAS	Reported Result	Q	Method Detection Limit	Reporting Limit	Dil Fact	Units	Analysis Date/Time
1)	**Percent Solids**	**10-02-6**	**85**		**1**	**1.0**	**1**	**%**	**11/14/08 14:30**

Analytical Summary Report

Client Name:	Tetra Tech NUS	Sample Matrix:	SOIL
Client Sample ID:	SB-568A-6	Lab Sample ID:	811080-018-035-1/2
Sample Date/Time:	11/11/2008 10:22	Percent Moisture:	13.12
Receipt Date/Time:	11/11/2008 18:30	Preparation Method:	NA
Prepared Date/Time:		Analytical Method:	CLP_SOLIDS

#	Parameter	CAS	Reported Result	Q	Method Detection Limit	Reporting Limit	Dil Fact	Units	Analysis Date/Time	
1)	**Percent Solids**	**10-02-6**	**87**		**1**	**1.0**	**1**	**%**	**11/14/08**	**14:30**

Analytical Summary Report

Client Name:	Tetra Tech NUS	Sample Matrix:	SOIL
Client Sample ID:	SB-568A-8	Lab Sample ID:	811080-019-037-1/2
Sample Date/Time:	11/11/2008 10:26	Percent Moisture:	10.34
Receipt Date/Time:	11/11/2008 18:30	Preparation Method:	NA
Prepared Date/Time:		Analytical Method:	CLP_SOLIDS

#	Parameter	CAS	Reported Result	Q	Method Detection Limit	Reporting Limit	Dil Fact	Units	Analysis Date/Time	
1)	**Percent Solids**	**10-02-6**	**90**		**1**	**1.0**	**1**	**%**	**11/14/08**	**14:30**

Analytical Summary Report

Client Name:	Tetra Tech NUS	Sample Matrix:	SOIL
Client Sample ID:	SB-570A-10	Lab Sample ID:	811080-014-027-1/2
Sample Date/Time:	11/11/2008 09:33	Percent Moisture:	6.29
Receipt Date/Time:	11/11/2008 18:30	Preparation Method:	NA
Prepared Date/Time:		Analytical Method:	CLP_SOLIDS

#	Parameter	CAS	Reported Result	Q	Method Detection Limit	Reporting Limit	Dil Fact	Units	Analysis Date/Time	
1)	**Percent Solids**	**10-02-6**	**94**		**1**	**1.0**	**1**	**%**	**11/14/08**	**14:30**

Analytical Summary Report

Client Name:	Tetra Tech NUS	Sample Matrix:	SOIL
Client Sample ID:	SB-570A-12	Lab Sample ID:	811080-015-029-1/2
Sample Date/Time:	11/11/2008 09:35	Percent Moisture:	13.49
Receipt Date/Time:	11/11/2008 18:30	Preparation Method:	NA
Prepared Date/Time:		Analytical Method:	CLP_SOLIDS

#	Parameter	CAS	Reported Result	Q	Method Detection Limit	Reporting Limit	Dil Fact	Units	Analysis Date/Time	
1)	**Percent Solids**	**10-02-6**	**86**		**1**	**1.0**	**1**	**%**	**11/14/08**	**14:30**

Analytical Summary Report

Client Name:	Tetra Tech NUS	Sample Matrix:	SOIL
Client Sample ID:	SB-570A-14	Lab Sample ID:	811080-016-031-1/2
Sample Date/Time:	11/11/2008 09:37	Percent Moisture:	14.81
Receipt Date/Time:	11/11/2008 18:30	Preparation Method:	NA
Prepared Date/Time:		Analytical Method:	CLP_SOLIDS

#	Parameter	CAS	Reported Result	Q	Method Detection Limit	Reporting Limit	Dil Fact	Units	Analysis Date/Time	
1)	**Percent Solids**	**10-02-6**	**85**		**1**	**1.0**	**1**	**%**	**11/14/08**	**14:30**

Analytical Summary Report

Client Name:	Tetra Tech NUS	Sample Matrix:	SOIL
Client Sample ID:	SB-570A-16	Lab Sample ID:	811080-017-033-1/2
Sample Date/Time:	11/11/2008 09:39	Percent Moisture:	15.77
Receipt Date/Time:	11/11/2008 18:30	Preparation Method:	NA
Prepared Date/Time:		Analytical Method:	CLP_SOLIDS

#	Parameter	CAS	Reported Result	Q	Method Detection Limit	Reporting Limit	Dil Fact	Units	Analysis Date/Time	
1)	**Percent Solids**	**10-02-6**	**84**		**1**	**1.0**	**1**	**%**	**11/14/08**	**14:30**

Analytical Summary Report

Client Name:	Tetra Tech NUS	Sample Matrix:	SOIL
Client Sample ID:	SB-570A-6	Lab Sample ID:	811080-012-023-1/2
Sample Date/Time:	11/11/2008 09:11	Percent Moisture:	11.65
Receipt Date/Time:	11/11/2008 18:30	Preparation Method:	NA
Prepared Date/Time:		Analytical Method:	CLP_SOLIDS

#	Parameter	CAS	Reported Result	Q	Method Detection Limit	Reporting Limit	Dil Fact	Units	Analysis Date/Time	
1)	**Percent Solids**	**10-02-6**	**88**		**1**	**1.0**	**1**	**%**	**11/14/08**	**14:30**

Analytical Summary Report

Client Name:	Tetra Tech NUS	Sample Matrix:	SOIL
Client Sample ID:	SB-570A-8	Lab Sample ID:	811080-013-025-1/2
Sample Date/Time:	11/11/2008 09:13	Percent Moisture:	10.29
Receipt Date/Time:	11/11/2008 18:30	Preparation Method:	NA
Prepared Date/Time:		Analytical Method:	CLP_SOLIDS

#	Parameter	CAS	Reported Result	Q	Method Detection Limit	Reporting Limit	Dil Fact	Units	Analysis Date/Time	
1)	**Percent Solids**	**10-02-6**	**90**		**1**	**1.0**	**1**	**%**	**11/14/08**	**14:30**

Appendix C

Support Documentation

HOLDTIME

SDG 811080

SORT	UNITS	NSAMPLE	LAB_ID	QC_TYPE	SAMP_DATE	EXTR_DATE	ANAL_DATE	SMP_EXTR	EXTR_ANL	SMP_ANL
PCS	%	SB-550A-4	811080-011	NM	11/11/2008	12/30/1899	11/14/2008	-4E+04	39765	3
PCS	%	SB-546A-SS0.5-1	811080-003	NM	11/11/2008	12/30/1899	11/14/2008	-4E+04	39765	3
PCS	%	SB-546A-SS0-0.5	811080-002	NM	11/11/2008	12/30/1899	11/14/2008	-4E+04	39765	3
PCS	%	SB-570A-8	811080-013	NM	11/11/2008	12/30/1899	11/14/2008	-4E+04	39765	3
PCS	%	SB-550A-3	811080-010	NM	11/11/2008	12/30/1899	11/14/2008	-4E+04	39765	3
PCS	%	SB-546-A-SS[SJ]	811080-001	NM	11/11/2008	12/30/1899	11/14/2008	-4E+04	39765	3
PCS	%	SB-550A-SS0.5-1	811080-008	NM	11/11/2008	12/30/1899	11/14/2008	-4E+04	39765	3
PCS	%	SB-550A-SS0-0.5	811080-007	NM	11/11/2008	12/30/1899	11/14/2008	-4E+04	39765	3
PCS	%	SB-570A-6	811080-012	NM	11/11/2008	12/30/1899	11/14/2008	-4E+04	39765	3
PCS	%	SB-568A-6	811080-018	NM	11/11/2008	12/30/1899	11/14/2008	-4E+04	39765	3
PCS	%	SB-568A-8	811080-019	NM	11/11/2008	12/30/1899	11/14/2008	-4E+04	39765	3
PCS	%	SB-570A-10	811080-014	NM	11/11/2008	12/30/1899	11/14/2008	-4E+04	39765	3
PCS	%	SB-570A-12	811080-015	NM	11/11/2008	12/30/1899	11/14/2008	-4E+04	39765	3
PCS	%	SB-570A-14	811080-016	NM	11/11/2008	12/30/1899	11/14/2008	-4E+04	39765	3
PCS	%	SB-570A-16	811080-017	NM	11/11/2008	12/30/1899	11/14/2008	-4E+04	39765	3

SORT	UNITS	NSAMPLE	LAB_ID	QC_TYPE	SAMP_DATE	EXTR_DATE	ANAL_DATE	SMP_EXTR	EXTR_ANL	SMP_ANL
PCS	%	SB-568A-10	811080-020	NM	11/11/2008	12/30/1899	11/14/2008	-45404	39765	3
PCS	%	SB-550A-2	811080-009	NM	11/11/2008	12/30/1899	11/14/2008	-45404	39765	3
PCB	%	SB-546-A-SS[SJ]	811080-001	NM	11/11/2008	12/30/1899	11/19/2008	-45404	39770	8
PCB	%	SB-568A-6	811080-018	NM	11/11/2008	12/30/1899	11/19/2008	-45404	39770	8
PCB	%	SB-568A-8	811080-019	NM	11/11/2008	12/30/1899	11/19/2008	-45404	39770	8
PCB	%	SB-570A-10	811080-014	NM	11/11/2008	12/30/1899	11/19/2008	-45404	39770	8
PCB	%	SB-570A-12	811080-015	NM	11/11/2008	12/30/1899	11/19/2008	-45404	39770	8
PCB	%	SB-570A-14	811080-016	NM	11/11/2008	12/30/1899	11/19/2008	-45404	39770	8
PCB	%	SB-570A-6	811080-012	NM	11/11/2008	12/30/1899	11/19/2008	-45404	39770	8
PCB	%	SB-570A-16	811080-017	NM	11/11/2008	12/30/1899	11/19/2008	-45404	39770	8
PCB	%	SB-568A-10	811080-020	NM	11/11/2008	12/30/1899	11/19/2008	-45404	39770	8
PCB	%	SB-550A-SS0-0.5	811080-007	NM	11/11/2008	12/30/1899	11/19/2008	-45404	39770	8
PCB	%	SB-550A-SS0.5-1	811080-008	NM	11/11/2008	12/30/1899	11/19/2008	-45404	39770	8
PCB	%	SB-550A-4	811080-011	NM	11/11/2008	12/30/1899	11/19/2008	-45404	39770	8
PCB	%	SB-550A-3	811080-010	NM	11/11/2008	12/30/1899	11/19/2008	-45404	39770	8
PCB	%	SB-550A-2	811080-009	NM	11/11/2008	12/30/1899	11/19/2008	-45404	39770	8
PCB	%	SB-570A-8	811080-013	NM	11/11/2008	12/30/1899	11/19/2008	-45404	39770	8
PCB	%	SB-546A-SS0.5-1	811080-003	NM	11/11/2008	12/30/1899	11/19/2008	-45404	39770	8

SORT	UNITS	NSAMPLE	LAB_ID	QC_TYPE	SAMP_DATE	EXTR_DATE	ANAL_DATE	SMP_EXTR	EXTR_ANL	SMP_ANL
PCB	%	SB-546A-SS0-0.5	811080-002	NM	11/11/2008	12/30/1899	11/20/2008	-4E+04	39771	9
PCB	UG/KG	SB-568A-6	811080-018	NM	11/11/2008	12/30/1899	11/19/2008	-4E+04	39770	8
PCB	UG/KG	SB-568A-10	811080-020	NM	11/11/2008	12/30/1899	11/19/2008	-4E+04	39770	8
PCB	UG/KG	SB-570A-8	811080-013	NM	11/11/2008	12/30/1899	11/19/2008	-4E+04	39770	8
PCB	UG/KG	SB-570A-6	811080-012	NM	11/11/2008	12/30/1899	11/19/2008	-4E+04	39770	8
PCB	UG/KG	SB-570A-16	811080-017	NM	11/11/2008	12/30/1899	11/19/2008	-4E+04	39770	8
PCB	UG/KG	SB-570A-14	811080-016	NM	11/11/2008	12/30/1899	11/19/2008	-4E+04	39770	8
PCB	UG/KG	SB-570A-12	811080-015	NM	11/11/2008	12/30/1899	11/19/2008	-4E+04	39770	8
PCB	UG/KG	SB-550A-SS0-0.5	811080-007	NM	11/11/2008	12/30/1899	11/19/2008	-4E+04	39770	8
PCB	UG/KG	SB-568A-8	811080-019	NM	11/11/2008	12/30/1899	11/19/2008	-4E+04	39770	8
PCB	UG/KG	SB-546-A-SS[SJ]	811080-001	NM	11/11/2008	12/30/1899	11/19/2008	-4E+04	39770	8
PCB	UG/KG	SB-550A-SS0.5-1	811080-008	NM	11/11/2008	12/30/1899	11/19/2008	-4E+04	39770	8
PCB	UG/KG	SB-550A-4	811080-011	NM	11/11/2008	12/30/1899	11/19/2008	-4E+04	39770	8
PCB	UG/KG	SB-550A-3	811080-010	NM	11/11/2008	12/30/1899	11/19/2008	-4E+04	39770	8
PCB	UG/KG	SB-550A-2	811080-009	NM	11/11/2008	12/30/1899	11/19/2008	-4E+04	39770	8
PCB	UG/KG	SB-546A-SS0-0.5	811080-002	NM	11/11/2008	12/30/1899	11/20/2008	-4E+04	39771	9
PCB	UG/KG	SB-546A-SS0.5-1	811080-003	NM	11/11/2008	12/30/1899	11/19/2008	-4E+04	39770	8
PCB	UG/KG	SB-570A-10	811080-014	NM	11/11/2008	12/30/1899	11/19/2008	-4E+04	39770	8

GPL Laboratories, LLLP

Chain of Custody

Tetra Tech NUS

SDG: 811080

GPL LABORATORIES, LLLP

7210A Corporate Court
Frederick, MD 21703
(301) 694-5310
Fax (301) 620-0731

Contract #/Billing Reference: 112IC01855

of Pgs.

Project: Block E Soil Characterization-Phase II
Client: TT NUS
Send Results to: Dev Murali
Address: 20251 Century Blvd, Suite 200
Germantown, MD 20874
Phone: (301) 528-3063

Turnaround Time: 5 Days
# of Containers: 24
Container Type: 4oz
Preservative Used: —
Type of Analysis: PCB

Lab Cooler No.

Sample ID#	Date Sampled	Time Sampled	Sample Matrix	Sampler's Initials	PCB										CLIENT COMMENTS
SB-546A-SS[illegible]	11/11/08	1130	Soil	DLM	2										
SB-546A-SS-0.5		1135			2										
SB-546A-SS-0.5-1		1139			2										
SB-546A-2		1140			2										Analyze only if 0.5-1 is >1ppm
SB-546A-3		1142			2										Analyze only if 2 is >1ppm
SB-546A-4		1148			2										Analyze only if 3 is >1ppm
~~SB-568A-8~~		~~1026~~			~~2~~										
SB-550A-SS-0.5		1418			2										
SB-550A-SS-0.5-1		1419			2										
SB-550A-2		1420			2										Analyze only if 0.5-1 is >1ppm
SB-550A-3		1421			2										Analyze only if 2 is >1ppm
SB-550A-4		1422			2										Analyze only if 3 is >1ppm

Relinquished By:	Date/Time	Received By:	Relinquished By:	Received for Laboratory By:	Date/Time
[signature]	11/11/08 1627	[signature]		[signature]	11/11/08 1830
Relinquished By:	Date/Time	Received By:	Date/Time / Shipper:	Airbill No:	
Relinquished By:	Date/Time	Received By:	Lab Comments:	Temp: 4.0	

G.P. W.O. 811080

GPL LABORATORIES, LLLP

7210A Corporate Court
Frederick, MD 21703
(301) 694-5310
Fax (301) 620-0731

Contract #/Billing Reference: 112IC01855

of Pgs.

Project: Block E Soil Characterization - Phase II
Client: TT NUS
Send Results To: Dev Murali
Address: 20251 Century Blvd. Suite 200
Germantown, MD 20874
Phone: (301) 528-3063

Turnaround Time: 5-Days
# of Containers: 24
Container Type: 4oz
Preservative Used: —
Type of Analysis: PCB

Sample ID#	Date Sampled	Time Sampled	Sample Matrix	Sampler's Initials	PCB										Lab Cooler No.	CLIENT COMMENTS
SB-570A-6	11/11/08	0911	Soil	DLM	2											
SB-570A-8		0913	Soil		2											
SB-570A-10		0933			2											Analyze only if 8 is > 1ppm
SB-570A-12		0935			2											Analyze only if 10 is > 1ppm
SB-570A-14		0937			2											Analyze only if 12 is > 1ppm
SB-570A-16		0939			2											Analyze only if 14 is > 1ppm
SB-568A-6		1022			2											
SB-568A-8		1026			2											
SB-568A-10		1030			2											Analyze only if 8 is > 1ppm
SB-568A-12		1031			2											Analyze only if 10 is > 1ppm
SB-568A-14		1050			2											Analyze only if 12 is > 1ppm
SB-568A-16		1052			2											Analyze only if 14 is > 1ppm

Relinquished By:	Date/Time	Received By:	Relinquished By:	Received for Laboratory By:	Date/Time
[signature]	11/11/08 1627	[signature]		[signature]	11/11/08 1830

Relinquished By:	Date/Time	Received By:	Date/Time	Shipper:	Airbill No.:

Relinquished By:	Date/Time	Received By:	Lab Comments:	Temp:
				4°

G.P. W.O. 811080

GPL Laboratories, LLLP

SAMPLE RECEIPT CHECKLIST

W.O. No: 811080 Carrier Name: GPL Courier

Client Name: Tetra Tech Prepared (Logged In) By: WS 11/12/08

Date Received: 11/11/08 Project: _____

Time Received: 18:30 Site: _____

Received By: Tony VOA Holding Blank ID No: _____

	YES	NO		YES	NO
Air Bill/Manifest Present?		✓	Trip Blanks Received?		✓
No: N/A			No. of Sets _____		
Shipping Container in Good Condition?	✓		VOA Vials Have Zero Headspace?		✓
Custody Seals Present on Shipping Container?	✓		Preservatives Added to Sample?		✓
Condition: Good ✓ Broken _____			pH Check Required?		✓
Chain of Custody Present?	✓		Performed By: _____		
Chain of Custody Agrees with Sample Labels?	✓		Ice Present in Shipping Container?	✓	
Chain of Custody Signed?	✓				
Packing Present in Shipping Container?	✓		Container #	Temperature	
Type of Packing Bubble wrap			_____	_____	
Custody Seals on Sample Bottles?	✓		_____	_____	
Condition: Good ✓ Broken _____			_____	_____	
Total Number of Sample Bottles 40	✓		_____	_____	
Total Number of Samples 20	✓		_____	_____	
Samples Intact?	✓		_____	_____	
Sufficient Sample Volume for Indicated Test?	✓		Project Manager Contacted?		
			Name: _____		
			Date Contacted: _____		

Any NC response must be detailed in the comments section below. If items are not applicable to particular samples or contracts, they should be marked N/A.

COMMENTS: _____

Checklist Completed By: _____

Date: _____

SOP No: F-5018 Volatile samples submitted without Sample Labels ? Check

The Case Narrative, Chain of Custody, Sample Receipt Checklist, and the cover page of the Sample Analysis Report, are integral parts of GPL Laboratories' report package. If you did not receive all of these documents, please contact GPL immediately.

Sample Receipt

Twenty soil samples were received on 11/11/2008. The samples were delivered by GPL courier. Sample receipt conditions and temperatures are documented on the Sample Receipt checklist.

Sample Analysis

Samples were prepared and analyzed by GPL using the analytical methodologies indicated on the Sample Analysis Summary Report. In some chromatographic analyses, manual integration is used instead of automated integration because it produces more accurate results. All manual integrations are denoted on the sample quantitation report. Analysis results and limits for soil are reported on a dry weight basis unless otherwise specified on the report.

PCBs

Twenty soil samples were extracted and seventeen were analyzed for PCB compounds using EPA SW846 method 8082.
As stated on the chain of custody, three samples were extracted but not analyzed.
All extraction and analysis holding times were met.
Both surrogate recoveries for sample SB-546A-SS0-0.5 were outside the QC limits, due to high dilution. All other surrogate spike recoveries were within QC limits.
A matrix spike and matrix spike duplicate were performed on sample SB-546A-4. All spike recoveries and RPD were within QC limits.
Smples SB-546A-SS0-0.5 was diluted at 1:50 to met the QC limits.
A laboratory control sample was extracted and analyzed along with the batch. All spike recoveries were within QC limits.

Reviewed By,

Project Manager

Approved By,

Laboratory Director

Sample Summary Report

Tetra Tech NUS

Work Order: 811080

Client Sample ID	Lab Sample ID	Analytical Method	Matrix	Date Sampled	Date Recieved
SB-546-A-SS[SJ]	811080-001-001-1/2 811080-001-001-1/2	SW8082 CLP_SOLIDS	SOIL	11/11/2008	11/11/2008
SB-546A-SS0-0.5	811080-002-003-1/2	CLP_SOLIDS	SOIL	11/11/2008	11/11/2008
SB-546A-SS0-0.5 DL	811080-002-003-1/2 DL	SW8082	SOIL	11/11/2008	11/11/2008
SB-546A-SS0.5-1	811080-003-005-1/2 811080-003-005-1/2	SW8082 CLP_SOLIDS	SOIL	11/11/2008	11/11/2008
SB-550A-2	811080-009-017-1/2 811080-009-017-1/2	SW8082 CLP_SOLIDS	SOIL	11/11/2008	11/11/2008
SB-550A-3	811080-010-019-1/2 811080-010-019-1/2	SW8082 CLP_SOLIDS	SOIL	11/11/2008	11/11/2008
SB-550A-4	811080-011-021-1/2 811080-011-021-1/2	SW8082 CLP_SOLIDS	SOIL	11/11/2008	11/11/2008
SB-550A-SS0-0.5	811080-007-013-1/2 811080-007-013-1/2	SW8082 CLP_SOLIDS	SOIL	11/11/2008	11/11/2008
SB-550A-SS0.5-1	811080-008-015-1/2 811080-008-015-1/2	SW8082 CLP_SOLIDS	SOIL	11/11/2008	11/11/2008
SB-568A-10	811080-020-039-1/2 811080-020-039-1/2	SW8082 CLP_SOLIDS	SOIL	11/11/2008	11/11/2008
SB-568A-6	811080-018-035-1/2 811080-018-035-1/2	SW8082 CLP_SOLIDS	SOIL	11/11/2008	11/11/2008
SB-568A-8	811080-019-037-1/2 811080-019-037-1/2	SW8082 CLP_SOLIDS	SOIL	11/11/2008	11/11/2008
SB-570A-10	811080-014-027-1/2 811080-014-027-1/2	SW8082 CLP_SOLIDS	SOIL	11/11/2008	11/11/2008
SB-570A-12	811080-015-029-1/2 811080-015-029-1/2	SW8082 CLP_SOLIDS	SOIL	11/11/2008	11/11/2008
SB-570A-14	811080-016-031-1/2 811080-016-031-1/2	SW8082 CLP_SOLIDS	SOIL	11/11/2008	11/11/2008

Sample Summary Report

Tetra Tech NUS

Work Order: 811080

Client Sample ID	Lab Sample ID	Analytical Method	Matrix	Date Sampled	Date Recieved
SB-570A-16	811080-017-033-1/2	SW8082	SOIL	11/11/2008	11/11/2008
	811080-017-033-1/2	CLP_SOLIDS			
SB-570A-6	811080-012-023-1/2	SW8082	SOIL	11/11/2008	11/11/2008
	811080-012-023-1/2	CLP_SOLIDS			
SB-570A-8	811080-013-025-1/2	SW8082	SOIL	11/11/2008	11/11/2008
	811080-013-025-1/2	CLP_SOLIDS			

Surrogate Recovery Summary

Matrix : SOIL **Analytical Method : SW8082**

SDG No : 811080

Surrogate	CL10BZ2	XYL2456CLM
Lower QC Limits	30	49
Upper QC Limits	144	133
Sample ID		
BKS106738	72	70
	77	83
BLK106738	75	78
	69	67
SB-546-A-SS[SJ]	78	77
	83	84
SB-546A-2	107	115
	104	109
SB-546A-3	107	115
	110	119
SB-546A-4	98	103
	102	110
SB-546A-4MS	96	102
	92	95
SB-546A-4MSD	88	106
	84	99
SB-546A-SS0-0.5 DL	0 *	0 *
	0 *	0 *
SB-546A-SS0.5-1	91	84
	88	91
SB-550A-2	75	82
	70	74
SB-550A-3	95	102
	92	94
SB-550A-4	75	87
	73	78
SB-550A-SS0-0.5	71	84
	67	76
SB-550A-SS0.5-1	75	83
	79	94

* Value outside of QC Limts

CL10BZ2 = Decachlorobiphenyl XYL2456CLM = Tetrachloro-m-xylene

Surrogate Recovery Summary

Matrix : SOIL Analytical Method : SW8082

SDG No : 811080

Surrogate	CL10BZ2	XYL2456CLM
Lower QC Limits	30	49
Upper QC Limits	144	133
Sample ID		
SB-568A-10	88	100
	90	107
SB-568A-6	73	87
	71	81
SB-568A-8	70	82
	68	75
SB-570A-10	113	124
	120	98
SB-570A-12	74	85
	71	77
SB-570A-14	71	79
	74	87
SB-570A-16	75	89
	73	83
SB-570A-6	75	85
	71	77
SB-570A-8	80	85
	83	93

* Value outside of QC Limts

CL10BZ2 = Decachlorobiphenyl XYL2456CLM = Tetrachloro-m-xylene

GPL Laboratories

MS/MSD RECOVERY

SAMPLE NO
SB-546A-4MSD

Lab Name : GPL Laboratories SDG NO : 811080 Method : SW8082

Lab Code : GPL Lab Sample ID : 811080-006-011-1/2MSD Matrix : SOIL Analysis Date : 11/19/2008

Compound	Spike Added (ug/kg)		CONCENTRATION (ug/kg)			%RECOVERY		% RPD	RPD Limit	QC Limits
	MS	MSD	Sample	MS	MSD	MS	MSD			
PCB-1016	190	190	0.0	180	200	93	103	10	20	40-140
PCB-1260	190	190	21	190	210	91	99	8	15	60-130

#Column to be used to flag recovery and RPD Values with an asterisk.

* Values Outside of QC Limits.

RPD 0 Out of 2 Outside Limit
Spike Recovery : 0 Out of 4 outside limit

GPL Laboratories

LCS SUMMARY

SAMPLE NO
BKS106738

Lab Name : GPL Laboratories
Lab Code : GPL
Matrix : SOIL
Method : SW8082

Contract. : Block E Soil Characterization - Phase II
SDG NO : 811080
Lab Sample ID : BKS106738
Analysis Date : 11/19/2008

COMPOUND	SPIKE ADDED (ug/kg)	BLANK CONCENTRATION (ug/kg)	LCS CONCENTRATION (ug/kg)	LCS % REC	QC LIMTS
PCB-1016	170	0	140	81	40-140
PCB-1260	170	0	150	87	60-130

* Values Outside of QC Limits.

Spike recovery : 0 out of 2 outside limits

GPL Laboratories

GPL
FORM 4
PESTICIDE METHOD BLANK SUMMARY

SAMPLE NO
BLK106738

Lab Name :	GPL Laboratories	Client. :	Tetra Tech NUS
Lab Code :	GPL	SAS NO. :	106738
Lab File ID :	U0317249.D	SDG NO :	811080
Date Extracted :	11/17/2008	Lab Sample ID :	BLK106738
Date Analyzed(1)	11/19/2008	Time Analyzed (1):	09:10
Date Analyzed (2)	11/19/2008	Time Analyzed(2)	09:10
GC Column(1)	RTx-CLP ID : _____ (mm)	GC Column(2) :	RTx-CLP2 ID : _____ (mm)
Matrix :(Soil/Water).	SOIL	Extraction:	SepF / Cont / Sonc
Sulfur Cleanup:(Y/N).	_____		

THIS METHOD BLANK APPLIES TO THE FOLLOWING SAMPLES,MS AND MSD :

Client Sample ID	Lab Sample ID	Date Analyzed 1	Date Analyzed 2
BKS106738	BKS106738	11/19/2008	11/19/2008
SB-546-A-SS[SJ]	811080-001-001-1/2	11/19/2008	11/19/2008
SB-546A-SS0.5-1	811080-003-005-1/2	11/19/2008	11/19/2008
SB-546A-2	811080-004-007-1/2	11/19/2008	11/19/2008
SB-546A-3	811080-005-009-1/2	11/19/2008	11/19/2008
SB-546A-4	811080-006-011-1/2	11/19/2008	11/19/2008
SB-546A-4MS	811080-006-011-1/2MS	11/19/2008	11/19/2008
SB-546A-4MSD	811080-006-011-1/2MSD	11/19/2008	11/19/2008
SB-550A-SS0-0.5	811080-007-013-1/2	11/19/2008	11/19/2008
SB-550A-SS0.5-1	811080-008-015-1/2	11/19/2008	11/19/2008
SB-550A-2	811080-009-017-1/2	11/19/2008	11/19/2008
SB-550A-3	811080-010-019-1/2	11/19/2008	11/19/2008
SB-550A-4	811080-011-021-1/2	11/19/2008	11/19/2008
SB-570A-6	811080-012-023-1/2	11/19/2008	11/19/2008
SB-570A-8	811080-013-025-1/2	11/19/2008	11/19/2008
SB-570A-10	811080-014-027-1/2	11/19/2008	11/19/2008
SB-570A-12	811080-015-029-1/2	11/19/2008	11/19/2008
SB-570A-14	811080-016-031-1/2	11/19/2008	11/19/2008
SB-570A-16	811080-017-033-1/2	11/19/2008	11/19/2008
SB-568A-6	811080-018-035-1/2	11/19/2008	11/19/2008
SB-568A-8	811080-019-037-1/2	11/19/2008	11/19/2008
SB-568A-10	811080-020-039-1/2	11/19/2008	11/19/2008
SB-546A-SS0-0.5 DL	811080-002-003-1/2	11/20/2008	11/20/2008

GPL Laboratories

GPL
FORM I
ANALYSIS DATA SHEET

SAMPLE NO
BLK106738

Lab Name :	GPL Laboratories	Client. :	Tetra Tech NUS
Lab Code :	GPL	SAS NO. :	
Case No. :		SDG NO :	811080
Matrix : (Soil / Water)	SOIL	Lab Sample ID :	BLK106738
Sample Volume :	30	Lab File ID :	U0317249.D
% Moisture:		Date Received	
Extraction:	SW3550	Date Extracted:	11/17/2008
Extract Volume:	10 mL	Date Analyzed	11/19/2008
Injection Volume :	1 µL	Dilution Factor :	1
GPC Clean up (Y/N):	pH:		

Concentration Units (ug/L or ug/kg dry weight) : ug/kg

CAS NO	COMPOUND		Q
12674-11-2	PCB-1016	17	U
11104-28-2	PCB-1221	17	U
11141-16-5	PCB-1232	17	U
53469-21-9	PCB-1242	17	U
12672-29-6	PCB-1248	17	U
11097-69-1	PCB-1254	17	U
11096-82-5	PCB-1260	17	U

Quantitation Report (QT Reviewed)

Signal #1 : H:\GCDATA\U\111808\U0317249.D\ECD1A.CH Vial: 46
Signal #2 : H:\GCDATA\U\111808\U0317249.D\ECD2B.CH
Acq On : 11-19-08 09:10:51 Operator: RP
Sample : BLK106738 Inst : Instrumen
Misc : BLK,S Multiplr: 1.00
IntFile Signal #1: autoint1.e IntFile Signal #2: autoint2.e
Quant Time: Nov 20 10:09 2008 Quant Results File: 080408AU.RES

Quant Method : H:\GCDATA\METHODS\U_ICAL\080408AU.M (Chemstation Integrator)
Title : 8082_PCB_Method / 608_PCB
Last Update : Tue Aug 05 11:57:42 2008
Response via : Initial Calibration
DataAcq Meth : PEST32UT.M

Volume Inj. : 1.0uL
Signal #1 Phase : RTx-CLP Signal #2 Phase: RTx-CLP2
Signal #1 Info : 0.32 Signal #2 Info : 0.32

Compound	RT#1	RT#2	Resp#1	Resp#2	PPB	PPB
System Monitoring Compounds						
1) S Tetrachloro-m-xy	7.50f	7.29f	166.7E6	311.7E6	15.597m	13.400m
Spiked Amount 20.000	Range 30 - 150		Recovery =		77.99%	67.00%
2) S Decachlorobiphen	24.01f	24.82f	212.2E6	397.9E6	14.938m	13.765m
Spiked Amount 20.000	Range 30 - 150		Recovery =		74.69%	68.83%
Target Compounds						
Sum AR1016			0	0	N.D.	N.D.
Average AR1016					0.000	0.000
Sum AR1221			0	0	N.D.	N.D.
Average AR1221					0.000	0.000
Sum AR1232			0	0	N.D.	N.D.
Average AR1232					0.000	0.000
Sum AR1242			0	0	N.D.	N.D.
Average AR1242					0.000	0.000
Sum AR1248			0	0	N.D.	N.D.
Average AR1248					0.000	0.000
Sum AR1254			0	0	N.D.	N.D.
Average AR1254					0.000	0.000
Sum AR1260			0	0	N.D.	N.D.
Average AR1260					0.000	0.000
Sum AR1268			0	0	N.D.	N.D.
Average AR1268					0.000	0.000
Sum AR1262			0	0	N.D.	N.D.
Average AR1262					0.000	0.000

(f)=RT Delta > 1/2 Window (#)=Amounts differ by > 25% (m)=manual int.

Response Factor Report Instrumen

Method : I:\GCDATA\METHODS\U_ICAL\080408AU.M (Chemstation Integrator)
Title : 8082_PCB_Method / 608_PCB
Last Update : Tue Aug 05 12:52:18 2008

Cal.

Calibration Files
P005 =U0316141.D P025 =U0316140.D P050 =U0316139.D
P075 =U0316138.D P100 =U0316137.D P001 =U0316142.D

		Compound	P005	P025	P050	P075	P100	P001	Avg		%RSD
1)	S	Tetrachloro-m-xylen	0.901	1.085	1.090	1.231	1.129	0.977	1.069	E7	10.85
2)	S	Decachlorobiphenyl	1.465	1.456	1.309	1.533	1.314	1.448	1.421	E7	6.33
3)	L1	AR1016	4.687	4.814	4.084	4.897	3.813	4.611	4.484	E5	9.71
4)	L1	AR1016 (2)	6.331	7.040	5.572	6.988	5.600	6.014	6.257	E5	10.39
5)	L1	AR1016 (3)	3.759	3.910	3.798	4.080	3.548	3.650	3.791	E5	4.98
6)	L1	AR1016 (4)	2.167	2.573	2.442	2.556	2.272	2.321	2.389	E5	6.81
7)	L1	AR1016 (5)	3.018	2.960	2.810	3.145	2.729	3.203	2.978	E5	6.20
8)	L2	AR1221	1.287	1.268	1.174	1.114	1.106	1.479	1.238	E5	11.33
9)	L2	AR1221 (2)	5.494	6.425	5.413	4.816	4.775	5.147	5.345	E4	11.34
10)	L2	AR1221 (3)	3.289	3.140	3.052	2.942	2.975	3.604	3.167	E5	7.83
11)	L3	AR1232	8.065	7.087	8.024	7.761	7.085	7.864	7.648	E4	5.87
12)	L3	AR1232 (2)	1.173	0.938	0.935	0.752	0.770	1.150	0.953	E5	18.89
13)	L3	AR1232 (3)	1.025	0.969	0.948	1.014	0.926	0.974	0.976	E5	3.86
14)	L3	AR1232 (4)	1.558	1.338	1.148	1.321	1.222	1.678	1.378	E5	14.66
15)	L3	AR1232 (5)	6.326	6.807	7.000	6.779	6.606	5.658	6.529	E4	7.40
16)	L4	AR1242	1.369	1.306	1.444	1.477	1.391	1.362	1.391	E5	4.41
17)	L4	AR1242 (2)	4.777	4.486	4.696	4.198	4.180	4.633	4.495	E5	5.68
18)	L4	AR1242 (3)	1.500	1.390	1.429	1.419	1.345	1.422	1.417	E5	3.60
19)	L4	AR1242 (4)	1.515	1.450	1.453	1.396	1.479	1.520	1.469	E5	3.16
20)	L4	AR1242 (5)	9.260	8.795	9.219	8.702	8.702	9.700	9.063	E4	4.42
21)	L5	AR1248	3.144	2.910	2.666	2.757	2.547	3.372	2.899	E5	10.71
22)	L5	AR1248 (2)	2.408	2.264	2.305	2.257	2.127	2.540	2.317	E5	6.12
23)	L5	AR1248 (3)	2.492	2.342	2.425	2.379	2.318	2.614	2.428	E5	4.53
24)	L5	AR1248 (4)	2.332	2.207	2.274	2.220	2.199	2.687	2.320	E5	8.05
25)	L5	AR1248 (5)	1.722	1.793	1.677	1.733	1.769	2.019	1.785	E5	6.79
26)	L6	AR1254	5.269	4.656	4.376	4.287	4.206	6.034	4.805	E5	14.90
27)	L6	AR1254 (2)	8.256	7.810	7.004	7.027	7.002	8.146	7.541	E5	7.94
28)	L6	AR1254 (3)	7.411	7.414	6.820	6.971	7.046	8.336	7.333	E5	7.46
29)	L6	AR1254 (4)	8.094	8.201	7.580	7.782	7.643	9.130	8.071	E5	7.11
30)	L6	AR1254 (5)	3.380	3.422	3.190	3.307	3.431	3.931	3.444	E5	7.40
31)	L7	AR1260	7.619	7.224	6.598	7.342	6.333	8.278	7.232	E5	9.71
32)	L7	AR1260 (2)	1.362	1.345	1.265	1.448	1.253	1.358	1.338	E6	5.35
33)	L7	AR1260 (3)	1.057	1.032	1.027	1.128	0.935	1.083	1.043	E6	6.22
34)	L7	AR1260 (4)	1.623	1.624	1.556	1.857	1.588	1.710	1.660	E6	6.60
35)	L7	AR1260 (5)	7.137	7.667	7.071	8.780	7.567	7.184	7.568	E5	8.48
36)	L8	AR1268			6.413				6.413	E5	0.00
37)	L8	AR1268 (2)			7.422				7.422	E5	0.00
38)	L8	AR1268 (3)			4.857				4.857	E5	0.00
39)	L8	AR1268 (4)			5.451				5.451	E5	0.00
40)	L8	AR1268 (5)			7.029				7.029	E5	0.00
41)	L9	AR1262			1.125				1.125	E6	0.00
42)	L9	AR1262(2)			6.360				6.360	E5	0.00
43)	L9	AR1262(3)			1.162				1.162	E6	0.00
44)	L9	AR1262(4)			1.209				1.209	E6	0.00
45)	L9	AR1262(5)			8.809				8.809	E5	0.00

Signal #2 Calibration Files
P005 =U0316141.D P025 =U0316140.D P050 =U0316139.D
P075 =U0316138.D P100 =U0316137.D P001 =U0316142.D

		Compound	P005	P025	P050	P075	P100	P001	Avg		%RSD
1)	S	Tetrachloro-m-xylen	1.905	2.143	2.436	2.930	2.653	1.889	2.326	E7	18.09
2)	S	Decachlorobiphenyl	2.764	2.943	2.756	3.334	2.911	2.637	2.891	E7	8.44
3)	L1	AR1016	1.208	1.168	1.100	1.187	1.047	1.250	1.160	E6	6.39
4)	L1	AR1016 (2)	0.953	0.950	0.937	1.006	0.890	1.024	0.960	E6	5.05
5)	L1	AR1016 (3)	5.157	5.535	5.632	6.237	5.571	5.379	5.585	E5	6.48
6)	L1	AR1016 (4)	7.070	7.101	6.967	7.693	6.905	7.168	7.151	E5	3.95
7)	L1	AR1016 (5)	6.331	6.570	6.802	7.511	6.893	6.665	6.795	E5	5.91

(#) = Out of Range
080408AU.M Tue Aug 05 12:52:30 2008 1

Response Factor Report Instrumen

Method : I:\GCDATA\METHODS\U_ICAL\080408AU.M (Chemstation Integrator)
Title : 8082_PCB_Method / 608_PCB
Last Update : Tue Aug 05 12:52:18 2008

Cal

Calibration Files
P005 =U0316141.D P025 =U0316140.D P050 =U0316139.D
P075 =U0316138.D P100 =U0316137.D P001 =U0316142.D

	Compound	P005	P025	P050	P075	P100	P001	Avg		%RSD
8)	L2 AR1221	3.065	3.052	2.831	2.838	2.752	3.366	2.984	E5	7.57
9)	L2 AR1221 {2}	2.184	2.115	1.958	2.015	1.877	2.487	2.106	E5	10.28
10)	L2 AR1221 {3}	0.871	0.821	0.761	0.761	0.715	1.004	0.822	E6	12.67
11)	L3 AR1232	1.166	1.131	1.122	1.075	1.138	1.115	1.125	E5	2.67
12)	L3 AR1232 {2}	2.459	2.077	2.022	1.991	1.890	2.451	2.149	E5	11.42
13)	L3 AR1232 {3}	1.998	1.853	1.877	1.937	1.988	2.098	1.958	E5	4.57
14)	L3 AR1232 {4}	1.537	1.542	1.650	1.643	1.694	1.541	1.601	E5	4.33
15)	L3 AR1232 {5}	3.494	3.166	3.361	3.430	3.493	3.320	3.377	E5	3.70
16)	L4 AR1242	3.293	3.322	3.246	3.335	3.097	3.414	3.285	E5	3.26
17)	L4 AR1242 {2}	1.849	1.791	1.836	1.877	1.924	1.939	1.869	E6	2.98
18)	L4 AR1242 {3}	4.437	4.091	3.933	3.868	3.905	4.739	4.162	E5	8.45
19)	L4 AR1242 {4}	6.327	6.004	5.996	5.834	5.934	6.690	6.131	E5	5.22
20)	L4 AR1242 {5}	5.999	6.030	6.743	6.273	6.613	5.936	6.266	E5	5.45
21)	L5 AR1248	8.443	7.401	7.915	7.274	7.062	9.280	7.896	E5	10.66
22)	L5 AR1248 {2}	9.293	8.922	9.673	9.183	9.003	9.723	9.300	E5	3.61
23)	L5 AR1248 {3}	6.475	6.337	6.966	6.656	6.671	7.939	6.841	E5	8.45
24)	L5 AR1248 {4}	5.254	4.746	5.200	4.994	5.038	6.431	5.277	E5	11.24
25)	L5 AR1248 {5}	3.301	3.810	4.097	4.079	4.192	3.429	3.818	E5	9.83
26)	L6 AR1254	1.098	1.141	1.064	1.062	1.049	1.164	1.096	E6	4.30
27)	L6 AR1254 {2}	1.258	1.327	1.178	1.184	1.173	1.374	1.249	E6	6.90
28)	L6 AR1254 {3}	1.831	1.988	1.873	1.934	1.950	1.957	1.922	E6	3.05
29)	L6 AR1254 {4}	1.670	1.793	1.693	1.760	1.770	1.782	1.745	E6	2.90
30)	L6 AR1254 {5}	1.746	1.881	1.837	1.944	1.973	1.698	1.846	E6	5.88
31)	L7 AR1260	1.910	1.810	1.684	1.942	1.671	2.020	1.840	E6	7.75
32)	L7 AR1260 {2}	2.306	2.379	2.280	2.683	2.147	2.381	2.363	E6	7.56
33)	L7 AR1260 {3}	1.473	1.547	1.457	1.781	1.534	1.530	1.554	E6	7.54
34)	L7 AR1260 {4}	3.420	3.697	3.682	2.863	2.147	3.323	3.189	E6	18.62
35)	L7 AR1260 {5}	2.024	2.343	2.284	2.751	2.147	1.972	2.254	E6	12.54
36)	L8 AR1268			1.607				1.607	E6	0.00
37)	L8 AR1268 {2}			6.219				6.219	E5	0.00
38)	L8 AR1268 {3}			4.222				4.222	E6	0.00
39)	L8 AR1268 {4}			1.057				1.057	E6	0.00
40)	L8 AR1268 {5}			1.501				1.501	E6	0.00
41)	L9 AR1262#2			2.249				2.249	E6	0.00
42)	L9 AR1262{2}#2			3.547				3.547	E6	0.00
43)	L9 AR1262{3}#2			2.694				2.694	E6	0.00
44)	L9 AR1262{4}#2			4.094				4.094	E6	0.00
45)	L9 AR1262{5}#2			1.836				1.836	E6	0.00

(#) = Out of Range

Evaluate Continuing Calibration Report

Signal #1 : H:\GCDATA\U\111808\U0317247.D\ECD1A.CH Vial: 45
Signal #2 : H:\GCDATA\U\111808\U0317247.D\ECD2B.CH
Acq On : 11-19-08 08:06:49 Operator: RP
Sample : AR1660-3 Inst : Instrumen
Misc : STD Multiplr: 1.00
IntFile Signal #1: autoint1.e IntFile Signal #2: autoint2.e

Method : H:\GCDATA\METHODS\U_ICAL\080408AU.M (Chemstation Integrator)
Title : 8082_PCB_Method / 608_PCB
Last Update : Wed Oct 29 12:14:54 2008
Response via : Multiple Level Calibration

CCV

Min. RRF : 0.000 Min. Rel. Area : 50% Max. R.T. Dev 0.50min
Max. RRF Dev : 15% Max. Rel. Area : 150%

		Compound	AvgRF	CCRF	%Dev	Area%	Dev(min)
1	S	Tetrachloro-m-xylene	10.687	10.721 E6	-0.3	0#	0.04
2	S	Decachlorobiphenyl	14.207	14.649 E6	-3.1	0#	-0.02
3	L1	AR1016	448.402	400.187 E3	10.8	0#	0.00
4	L1	AR1016 {2}	625.726	534.809 E3	14.5	0#	0.00
5	L1	AR1016 {3}	379.079	358.977 E3	5.3	0#	0.00
6	L1	AR1016 {4}	238.873	223.179 E3	6.6	0#	-0.01
7	L1	AR1016 {5}	297.773	278.162 E3	6.6	0#	-0.01
31	L7	AR1260	723.247	658.093 E3	9.0	0#	-0.03
32	L7	AR1260 {2}	1.338	1.244 E6	7.0	0#	-0.03
33	L7	AR1260 {3}	1.043	0.991 E6	5.0	0#	-0.03
34	L7	AR1260 {4}	1.660	1.576 E6	5.1	0#	-0.02
35	L7	AR1260 {5}	756.756	720.197 E3	4.8	0#	-0.02
		Signal #2					
1	S	Tetrachloro-m-xylene	23.259	21.087 E6	9.3	0#	0.04
2	S	Decachlorobiphenyl	28.909	28.486 E6	1.5	0#	-0.02
3	L1	AR1016	1.160	1.015 E6	12.5	0#	0.00
4	L1	AR1016 {2}	960.037	838.895 E3	12.6	0#	0.00
5	L1	AR1016 {3}	558.518	447.909 E3	19.8#	0#	0.00
6	L1	AR1016 {4}	715.065	616.082 E3	13.8	0#	-0.01
7	L1	AR1016 {5}	679.519	675.749 E3	0.6	0#	-0.01
31	L7	AR1260	1.840	1.620 E6	12.0	0#	-0.02
32	L7	AR1260 {2}	2.363	2.168 E6	8.3	0#	-0.03
33	L7	AR1260 {3}	1.554	1.361 E6	12.4	0#	-0.02
34	L7	AR1260 {4}	3.189	3.513 E6	-10.2	0#	-0.02
35	L7	AR1260 {5}	2.254	2.127 E6	5.6	0#	-0.02

Quantitation Report (QT Reviewed)

Signal #1 : H:\GCDATA\U\111808\U0317247.D\ECD1A.CH Vial: 45
Signal #2 : H:\GCDATA\U\111808\U0317247.D\ECD2B.CH
Acq On : 11-19-08 08:06:49 Operator: RP
Sample : AR1660-3 Inst : Instrumen
Misc : STD Multiplr: 1.00
IntFile Signal #1: autoint1.e IntFile Signal #2: autoint2.e
Quant Time: Nov 19 9:11 2008 Quant Results File: 080408AU.RES

Quant Method : H:\GCDATA\METHODS\U_ICAL\080408AU.M (Chemstation Integrator)
Title : 8082_PCB_Method / 608_PCB
Last Update : Wed Oct 29 12:14:54 2008
Response via : Initial Calibration
DataAcq Meth : PEST32UT.M

CCV

Volume Inj. : 1.0uL
Signal #1 Phase : RTx-CLP Signal #2 Phase: RTx-CLP2
Signal #1 Info : 0.32 Signal #2 Info : 0.32

Compound	RT#1	RT#2	Resp#1	Resp#2	PPB	PPB
System Monitoring Compounds						
1) S Tetrachloro-m-xy	7.49f	7.29f	268.0E6	527.2E6	25.079m	22.665m
Spiked Amount 20.000	Range 30 - 150		Recovery =		125.40%	113.33%
2) S Decachlorobiphen	24.01f	24.82	366.2E6	712.2E6	25.778m	24.635m
Spiked Amount 20.000	Range 30 - 150		Recovery =		128.89%	123.18%
Target Compounds						
3) L1 AR1016	10.26	10.69	200.1E6	507.6E6	446.237m	437.554m
4) L1 AR1016 {2}	11.98	12.68	267.4E6	419.4E6	427.351m	436.908m
5) L1 AR1016 {3}	12.41	12.99	179.5E6	224.0E6	473.487m	400.980m
6) L1 AR1016 {4}	12.60	14.00	111.6E6	308.0E6	467.150m	430.787m
7) L1 AR1016 {5}	13.61	14.31	139.1E6	337.9E6	467.072m	497.226m
Sum AR1016			897.7E6	1796.9E6	2281.295	2203.455
Average AR1016					456.259	440.691
Sum AR1221			0	0	N.D.	N.D.
Average AR1221					0.000	0.000
Sum AR1232			0	0	N.D.	N.D.
Average AR1232					0.000	0.000
Sum AR1242			0	0	N.D.	N.D.
Average AR1242					0.000	0.000
Sum AR1248			0	0	N.D.	N.D.
Average AR1248					0.000	0.000
Sum AR1254			0	0	N.D.	N.D.
Average AR1254					0.000	0.000
31) L7 AR1260	17.00f	17.56	329.0E6	809.8E6	454.957	440.214
32) L7 AR1260 {2}	17.91f	18.27f	621.8E6	1084.2E6	464.552	458.903m
33) L7 AR1260 {3}	18.93f	20.52	495.6E6	680.7E6	474.976m	438.101m
34) L7 AR1260 {4}	20.76	21.08	787.8E6	1756.5E6	474.601m	550.823m
35) L7 AR1260 {5}	21.40	21.88	360.1E6	1063.7E6	475.845m	471.996m
Sum AR1260			2594.3E6	5394.9E6	2344.931	2360.037
Average AR1260					468.986	472.007
Sum AR1268			0	0	N.D.	N.D.
Average AR1268					0.000	0.000
Sum AR1262			0	0	N.D.	N.D.
Average AR1262					0.000	0.000

(f)=RT Delta > 1/2 Window (#)=Amounts differ by > 25% (m)=manual int.
U0317247.D 080408AU.M Thu Nov 20 12:49:50 2008 7

Evaluate Continuing Calibration Report

Signal #1 : H:\GCDATA\U\111808\U0317258.D\ECD1A.CH Vial: 55
Signal #2 : H:\GCDATA\U\111808\U0317258.D\ECD2B.CH
Acq On : 11-19-08 13:59:01 Operator: RP
Sample : AR1660-3 Inst : Instrumen
Misc : 8082 STD Multiplr: 1.00
IntFile Signal #1: autoint1.e IntFile Signal #2: autoint2.e

Method : H:\GCDATA\METHODS\U_ICAL\080408AU.M (Chemstation Integrator)
Title : 8082_PCB_Method / 608_PCB
Last Update : Wed Oct 29 12:14:54 2008
Response via : Multiple Level Calibration

CCV

Min. RRF : 0.000 Min. Rel. Area : 50% Max. R.T. Dev 0.50min
Max. RRF Dev : 15% Max. Rel. Area : 150%

		Compound	AvgRF	CCRF	%Dev	Area%	Dev(min)
1	S	Tetrachloro-m-xylene	10.687	11.046 E6	-3.4	0#	-0.03
2	S	Decachlorobiphenyl	14.207	18.004 E6	-26.7#	0#	-0.03
3	L1	AR1016	448.402	430.586 E3	4.0	0#	-0.03
4	L1	AR1016 (2)	625.726	581.734 E3	7.0	0#	-0.03
5	L1	AR1016 (3)	379.079	376.108 E3	0.8	0#	-0.03
6	L1	AR1016 (4)	238.873	238.158 E3	0.3	0#	-0.03
7	L1	AR1016 (5)	297.773	290.154 E3	2.6	0#	-0.03
31	L7	AR1260	723.247	661.422 E3	8.5	0#	-0.03
32	L7	AR1260 (2)	1.338	1.251 E6	6.5	0#	-0.04
33	L7	AR1260 (3)	1.043	0.963 E6	7.7	0#	-0.03
34	L7	AR1260 (4)	1.660	1.608 E6	3.1	0#	-0.02
35	L7	AR1260 (5)	756.756	741.750 E3	2.0	0#	-0.02

Signal #2

1	S	Tetrachloro-m-xylene	23.259	22.073 E6	5.1	0#	-0.03
2	S	Decachlorobiphenyl	28.909	30.650 E6	-6.0	0#	-0.03
3	L1	AR1016	1.160	1.031 E6	11.1	0#	-0.03
4	L1	AR1016 (2)	960.037	885.158 E3	7.8	0#	-0.02
5	L1	AR1016 (3)	558.518	460.654 E3	17.5#	0#	-0.02
6	L1	AR1016 (4)	715.065	640.543 E3	10.4	0#	-0.02
7	L1	AR1016 (5)	679.519	622.661 E3	8.4	0#	-0.02
31	L7	AR1260	1.840	1.608 E6	12.6	0#	-0.03
32	L7	AR1260 (2)	2.363	2.230 E6	5.6	0#	-0.03
33	L7	AR1260 (3)	1.554	1.420 E6	8.6	0#	-0.02
34	L7	AR1260 (4)	3.189	3.542 E6	-11.1	0#	-0.02
35	L7	AR1260 (5)	2.254	2.178 E6	3.4	0#	-0.02

Quantitation Report (QT Reviewed)

Signal #1 : H:\GCDATA\U\111808\U0317258.D\ECD1A.CH Vial: 55
Signal #2 : H:\GCDATA\U\111808\U0317258.D\ECD2B.CH
Acq On : 11-19-08 13:59:01 Operator: RP
Sample : AR1660-3 Inst : Instrumen
Misc : 8082 STD Multiplr: 1.00
IntFile Signal #1: autoint1.e IntFile Signal #2: autoint2.e
Quant Time: Nov 19 14:37 2008 Quant Results File: 080408AU.RES

Quant Method : H:\GCDATA\METHODS\U_ICAL\080408AU.M (Chemstation Integrator)
Title : 8082_PCB_Method / 608_PCB
Last Update : Wed Oct 29 12:14:54 2008
Response via : Initial Calibration
DataAcq Meth : PEST32UT.M

Volume Inj. : 1.0uL
Signal #1 Phase : RTx-CLP Signal #2 Phase: RTx-CLP2
Signal #1 Info : 0.32 Signal #2 Info : 0.32

Compound	RT#1	RT#2	Resp#1	Resp#2	PPB	PPB
System Monitoring Compounds						
1) S Tetrachloro-m-xy	7.42f	7.22f	276.2E6	551.8E6	25.840m	23.725m
Spiked Amount 20.000	Range 30 - 150		Recovery =		129.20%	118.63%
2) S Decachlorobiphen	24.00f	24.81f	450.1E6	766.3E6	31.681	26.506
Spiked Amount 20.000	Range 30 - 150		Recovery =		158.41%#	132.53%
Target Compounds						
3) L1 AR1016	10.22f	10.66f	215.3E6	515.4E6	480.134m	444.329
4) L1 AR1016 {2}	11.96f	12.66f	290.9E6	442.6E6	464.847m	461.002m
5) L1 AR1016 {3}	12.39f	12.97f	188.1E6	230.3E6	496.081m	412.390m
6) L1 AR1016 {4}	12.58f	13.99	119.1E6	320.3E6	498.504m	447.892m
7) L1 AR1016 {5}	13.60f	14.31	145.1E6	311.3E6	487.207m	458.163m
Sum AR1016			958.4E6	1819.9E6	2426.772	2223.776
Average AR1016					485.354	444.755
Sum AR1221			0	0	N.D.	N.D.
Average AR1221					0.000	0.000
Sum AR1232			0	0	N.D.	N.D.
Average AR1232					0.000	0.000
Sum AR1242			0	0	N.D.	N.D.
Average AR1242					0.000	0.000
Sum AR1248			0	0	N.D.	N.D.
Average AR1248					0.000	0.000
Sum AR1254			0	0	N.D.	N.D.
Average AR1254					0.000	0.000
31) L7 AR1260	16.99f	17.55f	330.7E6	803.9E6	457.258	437.027
32) L7 AR1260 {2}	17.91f	18.27f	625.6E6	1115.1E6	467.382	471.991
33) L7 AR1260 {3}	18.92f	20.52	481.4E6	709.9E6	461.397	456.874
34) L7 AR1260 {4}	20.76f	21.08	804.0E6	1771.1E6	484.371	555.418m
35) L7 AR1260 {5}	21.39f	21.88	370.9E6	1089.1E6	490.085m	483.275
Sum AR1260			2612.6E6	5489.2E6	2360.494	2404.585
Average AR1260					472.099	480.917
Sum AR1268			0	0	N.D.	N.D.
Average AR1268					0.000	0.000
Sum AR1262			0	0	N.D.	N.D.
Average AR1262					0.000	0.000

(f)=RT Delta > 1/2 Window (#)=Amounts differ by > 25% (m)=manual int.

Evaluate Continuing Calibration Report

Signal #1 : H:\GCDATA\U\111908\U0317269.D\ECD1A.CH Vial: 11
Signal #2 : H:\GCDATA\U\111908\U0317269.D\ECD2B.CH
Acq On : 11-19-08 19:59:21 Operator: RP
Sample : AR1160-3 Inst : Instrumen
Misc : 8082 STD Multiplr: 1.00
IntFile Signal #1: autoint1.e IntFile Signal #2: autoint2.e

Method : H:\GCDATA\METHODS\U_ICAL\080408AU.M (Chemstation Integrator)
Title : 8082_PCB_Method / 608_PCB
Last Update : Tue Aug 05 11:57:42 2008
Response via : Multiple Level Calibration

CCV

Min. RRF : 0.000 Min. Rel. Area : 50% Max. R.T. Dev 0.50min
Max. RRF Dev : 15% Max. Rel. Area : 150%

		Compound	AvgRF	CCRF		%Dev	Area% Dev(min)
1	S	Tetrachloro-m-xylene	10.687	11.553	E6	-8.1	0# -0.03
2	S	Decachlorobiphenyl	14.207	14.031	E6	1.2	0# -0.03
3	L1	AR1016	448.402	416.510	E3	7.1	0# -0.04
4	L1	AR1016 {2}	625.726	537.996	E3	14.0	0# -0.03
5	L1	AR1016 {3}	379.079	389.039	E3	-2.6	0# -0.03
6	L1	AR1016 {4}	238.873	236.550	E3	1.0	0# -0.03
7	L1	AR1016 {5}	297.773	302.384	E3	-1.5	0# -0.03
31	L7	AR1260	723.247	675.227	E3	6.6	0# -0.03
32	L7	AR1260 {2}	1.338	1.279	E6	4.4	0# -0.04
33	L7	AR1260 {3}	1.043	1.003	E6	3.8	0# -0.04
34	L7	AR1260 {4}	1.660	1.629	E6	1.9	0# -0.03
35	L7	AR1260 {5}	756.756	731.890	E3	3.3	0# -0.02
		Signal #2					
1	S	Tetrachloro-m-xylene	23.259	23.614	E6	-1.5	0# -0.02
2	S	Decachlorobiphenyl	28.909	29.203	E6	-1.0	0# -0.02
3	L1	AR1016	1.160	1.085	E6	6.5	0# -0.03
4	L1	AR1016 {2}	960.037	890.137	E3	7.3	0# -0.03
5	L1	AR1016 {3}	558.518	467.386	E3	16.3#	0# -0.02
6	L1	AR1016 {4}	715.065	669.276	E3	6.4	0# -0.02
7	L1	AR1016 {5}	679.519	664.704	E3	2.2	0# -0.02
31	L7	AR1260	1.840	1.746	E6	5.1	0# -0.03
32	L7	AR1260 {2}	2.363	2.336	E6	1.1	0# -0.03
33	L7	AR1260 {3}	1.554	1.525	E6	1.9	0# -0.02
34	L7	AR1260 {4}	3.189	3.822	E6	-19.8#	0# -0.02
35	L7	AR1260 {5}	2.254	2.323	E6	-3.1	0# -0.02

Quantitation Report (QT Reviewed)

Signal #1 : H:\GCDATA\U\111908\U0317269.D\ECD1A.CH Vial: 11
Signal #2 : H:\GCDATA\U\111908\U0317269.D\ECD2B.CH
Acq On : 11-19-08 19:59:21 Operator: RP
Sample : AR1160-3 Inst : Instrumen
Misc : 8082 STD Multiplr: 1.00
IntFile Signal #1: autoint1.e IntFile Signal #2: autoint2.e
Quant Time: Nov 20 9:17 2008 Quant Results File: 080408AU.RES

Quant Method : H:\GCDATA\METHODS\U_ICAL\080408AU.M (Chemstation Integrator)
Title : 8082_PCB_Method / 608_PCB
Last Update : Wed Oct 29 12:14:54 2008
Response via : Initial Calibration
DataAcq Meth : PEST32UT.M

Volume Inj. : 1.0uL
Signal #1 Phase : RTx-CLP Signal #2 Phase: RTx-CLP2
Signal #1 Info : 0.32 Signal #2 Info : 0.32

Compound	RT#1	RT#2	Resp#1	Resp#2	PPB	PPB
System Monitoring Compounds						
1) S Tetrachloro-m-xy	7.42f	7.22f	288.8E6	590.3E6	27.025m	25.381m
Spiked Amount 20.000	Range 30 - 150		Recovery =		135.13%	126.91%
2) S Decachlorobiphen	24.01f	24.82f	350.8E6	730.1E6	24.689m	25.255m
Spiked Amount 20.000	Range 30 - 150		Recovery =		123.45%	126.28%
Target Compounds						
3) L1 AR1016	10.22f	10.66f	208.3E6	542.4E6	464.438m	467.541m
4) L1 AR1016 {2}	11.95f	12.66f	269.0E6	445.1E6	429.897m	463.595m
5) L1 AR1016 {3}	12.38f	12.97	194.5E6	233.7E6	513.138m	418.416m
6) L1 AR1016 {4}	12.58f	13.98	118.3E6	334.6E6	495.138m	467.983m
7) L1 AR1016 {5}	13.59f	14.30	151.2E6	332.4E6	507.744m	489.099m
Sum AR1016			941.2E6	1888.1E6	2410.354	2306.633
Average AR1016					482.071	461.327
Sum AR1221			0	0	N.D.	N.D.
Average AR1221					0.000	0.000
Sum AR1232			0	0	N.D.	N.D.
Average AR1232					0.000	0.000
Sum AR1242			0	0	N.D.	N.D.
Average AR1242					0.000	0.000
Sum AR1248			0	0	N.D.	N.D.
Average AR1248					0.000	0.000
Sum AR1254			0	0	N.D.	N.D.
Average AR1254					0.000	0.000
31) L7 AR1260	16.99f	17.55f	337.6E6	873.2E6	466.802	474.666
32) L7 AR1260 {2}	17.91f	18.27f	639.7E6	1167.8E6	477.891	494.295m
33) L7 AR1260 {3}	18.92f	20.52	501.7E6	762.5E6	480.813m	490.776
34) L7 AR1260 {4}	20.76f	21.08	814.3E6	1911.0E6	490.616m	599.286
35) L7 AR1260 {5}	21.39	21.88	365.9E6	1161.7E6	483.571m	515.518
Sum AR1260			2659.2E6	5876.3E6	2399.693	2574.541
Average AR1260					479.939	514.908
Sum AR1268			0	0	N.D.	N.D.
Average AR1268					0.000	0.000
Sum AR1262			0	0	N.D.	N.D.
Average AR1262					0.000	0.000

(f)=RT Delta > 1/2 Window (#)=Amounts differ by > 25% (m)=manual int.

Evaluate Continuing Calibration Report

Data File : H:\GCDATA\U\111908\U0317279.D\ECD1A.CH
Acq On : 11-20-08 01:19:40
Sample : AR1660-3
Misc : STD
IntFile : autoint1.e

Vial: 21
Operator: RP
Inst : Instrumen
Multiplr: 1.00

Data File : H:\GCDATA\U\111908\U0317279.D\ECD2B.CH
Acq On : 11-20-08 01:19:41
Sample : AR1660-3
Misc : STD
IntFile : autoint2.e

Vial: 21
Operator: RP
Inst : Instrumen
Multiplr: 1.00

Method : H:\GCDATA\METHODS\U_ICAL\080408AU.M (Chemstation Integrator)
Title : 8082_PCB_Method / 608_PCB
Last Update : Wed Oct 29 12:14:54 2008
Response via : Multiple Level Calibration

CCV

Min. RRF : 0.000 Min. Rel. Area : 50% Max. R.T. Dev 0.50min
Max. RRF Dev : 15% Max. Rel. Area : 150%

		Compound	AvgRF	CCRF		%Dev	Area%	Dev(min)
1	S	Tetrachloro-m-xylene	10.687	11.271	E6	-5.5	0#	-0.03
2	S	Decachlorobiphenyl	14.207	14.648	E6	-3.1	0#	-0.02
3	L1	AR1016	448.402	417.179	E3	7.0	0#	-0.03
4	L1	AR1016 (2)	625.726	603.970	E3	3.5	0#	-0.03
5	L1	AR1016 (3)	379.079	388.721	E3	-2.5	0#	-0.03
6	L1	AR1016 (4)	238.873	251.714	E3	-5.4	0#	-0.03
7	L1	AR1016 (5)	297.773	294.008	E3	1.3	0#	-0.02
31	L7	AR1260	723.247	678.122	E3	6.2	0#	-0.03
32	L7	AR1260 (2)	1.338	1.288	E6	3.7	0#	-0.03
33	L7	AR1260 (3)	1.043	0.993	E6	4.8	0#	-0.03
34	L7	AR1260 (4)	1.660	1.627	E6	2.0	0#	-0.02
35	L7	AR1260 (5)	756.756	757.606	E3	-0.1	0#	-0.02
		Signal #2						
1	S	Tetrachloro-m-xylene	23.259	23.217	E6	0.2	0#	-0.03
2	S	Decachlorobiphenyl	28.909	30.517	E6	-5.6	0#	-0.02
3	L1	AR1016	1.160	1.055	E6	9.1	0#	-0.02
4	L1	AR1016 (2)	960.037	891.040	E3	7.2	0#	-0.02
5	L1	AR1016 (3)	558.518	459.976	E3	17.6#	0#	-0.02
6	L1	AR1016 (4)	715.065	652.175	E3	8.8	0#	-0.02
7	L1	AR1016 (5)	679.519	645.608	E3	5.0	0#	-0.02
31	L7	AR1260	1.840	1.680	E6	8.7	0#	-0.03
32	L7	AR1260 (2)	2.363	2.339	E6	1.0	0#	-0.03
33	L7	AR1260 (3)	1.554	1.502	E6	3.3	0#	-0.02
34	L7	AR1260 (4)	3.189	3.785	E6	-18.7#	0#	-0.02
35	L7	AR1260 (5)	2.254	2.271	E6	-0.8	0#	-0.02

(#) = Out of Range SPCC's out = 0 CCC's out = 0

Quantitation Report (QT Reviewed)

Data File : H:\GCDATA\U\111908\U0317279.D\ECD1A.CH Vial: 21
Acq On : 11-20-08 01:19:40 Operator: RP
Sample : AR1660-3 Inst : Instrumen
Misc : STD Multiplr: 1.00
IntFile : autoint1.e

Data File : H:\GCDATA\U\111908\U0317279.D\ECD2B.CH Vial: 21
Acq On : 11-20-08 01:19:41 Operator: RP
Sample : AR1660-3 Inst : Instrumen
Misc : STD Multiplr: 1.00
IntFile : autoint2.e
Quant Time: Nov 20 9:24 2008 Quant Results File: 080408AU.RES

Quant Method : H:\GCDATA\METHODS\U_ICAL\080408AU.M (Chemstation Integrator)
Title : 8082_PCB_Method / 608_PCB
Last Update : Wed Oct 29 12:14:54 2008
Response via : Initial Calibration
DataAcq Meth : PEST32UT.M

Volume Inj. : 1.0uL
Signal #1 Phase : RTx-CLP Signal #2 Phase: RTx-CLP2
Signal #1 Info : 0.32 Signal #2 Info : 0.32

Compound	RT#1	RT#2	Resp#1	Resp#2	PPB	PPB
System Monitoring Compounds						
1) S Tetrachloro-m-xy	7.42f	7.22f	281.8E6	580.4E6	26.365m	24.954m
Spiked Amount 20.000	Range 30 - 150		Recovery =		131.83%	124.77%
2) S Decachlorobiphen	24.01f	24.82	366.2E6	762.9E6	25.775m	26.391m
Spiked Amount 20.000	Range 30 - 150		Recovery =		128.88%	131.96%
Target Compounds						
3) L1 AR1016	10.22f	10.66f	208.6E6	527.4E6	465.183m	454.672
4) L1 AR1016 {2}	11.96f	12.66	302.0E6	445.5E6	482.615m	464.066m
5) L1 AR1016 {3}	12.38f	12.98	194.4E6	230.0E6	512.718m	411.783m
6) L1 AR1016 {4}	12.58f	13.99	125.9E6	326.1E6	526.879m	456.025m
7) L1 AR1016 {5}	13.60f	14.31	147.0E6	322.8E6	493.678m	475.048m
Sum AR1016			977.8E6	1851.8E6	2481.072	2261.593
Average AR1016					496.214	452.319
Sum AR1221			0	0	N.D.	N.D.
Average AR1221					0.000	0.000
Sum AR1232			0	0	N.D.	N.D.
Average AR1232					0.000	0.000
Sum AR1242			0	0	N.D.	N.D.
Average AR1242					0.000	0.000
Sum AR1248			0	0	N.D.	N.D.
Average AR1248					0.000	0.000
Sum AR1254			0	0	N.D.	N.D.
Average AR1254					0.000	0.000
31) L7 AR1260	16.99f	17.56f	339.1E6	840.1E6	468.804	456.666
32) L7 AR1260 {2}	17.91f	18.27f	644.0E6	1169.4E6	481.138	494.972
33) L7 AR1260 {3}	18.93f	20.52	496.4E6	751.0E6	475.733	483.342
34) L7 AR1260 {4}	20.76	21.08	813.5E6	1892.4E6	490.121m	593.455m
35) L7 AR1260 {5}	21.39	21.88	378.8E6	1135.4E6	500.561m	503.826m
Sum AR1260			2671.8E6	5788.3E6	2416.358	2532.261
Average AR1260					483.272	506.452
Sum AR1268			0	0	N.D.	N.D.
Average AR1268					0.000	0.000

(f)=RT Delta > 1/2 Window (#)=Amounts differ by > 25% (m)=manual int.

Quantitation Report (QT Reviewed)

Data File : H:\GCDATA\U\111908\U0317279.D\ECD1A.CH Vial: 21
Acq On : 11-20-08 01:19:40 Operator: RP
Sample : AR1660-3 Inst : Instrumen
Misc : STD Multiplr: 1.00
IntFile : autoint1.e

Data File : H:\GCDATA\U\111908\U0317279.D\ECD2B.CH Vial: 21
Acq On : 11-20-08 01:19:41 Operator: RP
Sample : AR1660-3 Inst : Instrumen
Misc : STD Multiplr: 1.00
IntFile : autoint2.e
Quant Time: Nov 20 9:24 2008 Quant Results File: 080408AU.RES

Quant Method : H:\GCDATA\METHODS\U_ICAL\080408AU.M (Chemstation Integrator)
Title : 8082_PCB_Method / 608_PCB
Last Update : Wed Oct 29 12:14:54 2008
Response via : Initial Calibration
DataAcq Meth : PEST32UT.M

Volume Inj. : 1.0uL
Signal #1 Phase : RTx-CLP Signal #2 Phase: RTx-CLP2
Signal #1 Info : 0.32 Signal #2 Info : 0.32

Compound	RT#1	RT#2	Resp#1	Resp#2	PPB	PPB
Sum AR1262			0	0	N.D.	N.D.
Average AR1262					0.000	0.000

(f)=RT Delta > 1/2 Window (#)=Amounts differ by > 25% (m)=manual int.
U0317279.D 080408AU.M Thu Nov 20 12:47:57 2008 7

Evaluate Continuing Calibration Report

Data File : H:\GCDATA\U\111908\U0317290.D\ECD1A.CH
Acq On : 11-20-08 07:11:55
Sample : AR1660-3
Misc : STD
IntFile : autoint1.e

Vial: 32
Operator: RP
Inst : Instrumen
Multiplr: 1.00

Data File : H:\GCDATA\U\111908\U0317290.D\ECD2B.CH
Acq On : 11-20-08 07:11:55
Sample : AR1160-3
Misc : STD
IntFile : autoint2.e

Vial: 32
Operator: RP
Inst : Instrumen
Multiplr: 1.00

Method : H:\GCDATA\METHODS\U_ICAL\080408AU.M (Chemstation Integrator)
Title : 8082_PCB_Method / 608_PCB
Last Update : Wed Oct 29 12:14:54 2008
Response via : Multiple Level Calibration

CCV

Min. RRF : 0.000 Min. Rel. Area : 50% Max. R.T. Dev 0.50min
Max. RRF Dev : 15% Max. Rel. Area : 150%

		Compound	AvgRF	CCRF	%Dev	Area%	Dev(min)
1	S	Tetrachloro-m-xylene	10.687	12.765 E6	-19.4#	0#	-0.03
2	S	Decachlorobiphenyl	14.207	13.879 E6	2.3	0#	-0.03
3	L1	AR1016	448.402	455.680 E3	-1.6	0#	-0.02
4	L1	AR1016 (2)	625.726	631.188 E3	-0.9	0#	-0.03
5	L1	AR1016 (3)	379.079	380.329 E3	-0.3	0#	-0.03
6	L1	AR1016 (4)	238.873	242.953 E3	-1.7	0#	-0.03
7	L1	AR1016 (5)	297.773	286.101 E3	3.9	0#	-0.03
31	L7	AR1260	723.247	655.100 E3	9.4	0#	-0.03
32	L7	AR1260 (2)	1.338	1.266 E6	5.4	0#	-0.03
33	L7	AR1260 (3)	1.043	0.991 E6	5.0	0#	-0.03
34	L7	AR1260 (4)	1.660	1.562 E6	5.9	0#	-0.02
35	L7	AR1260 (5)	756.756	720.303 E3	4.8	0#	-0.02
		Signal #2					
1	S	Tetrachloro-m-xylene	23.259	23.556 E6	-1.3	0#	-0.02
2	S	Decachlorobiphenyl	28.909	28.146 E6	2.6	0#	-0.02
3	L1	AR1016	1.160	1.048 E6	9.7	0#	-0.02
4	L1	AR1016 (2)	960.037	882.108 E3	8.1	0#	-0.02
5	L1	AR1016 (3)	558.518	457.269 E3	18.1#	0#	-0.02
6	L1	AR1016 (4)	715.065	613.295 E3	14.2	0#	-0.02
7	L1	AR1016 (5)	679.519	612.370 E3	9.9	0#	-0.02
31	L7	AR1260	1.840	1.520 E6	17.4#	0#	-0.03
32	L7	AR1260 (2)	2.363	2.133 E6	9.7	0#	-0.03
33	L7	AR1260 (3)	1.554	1.349 E6	13.2	0#	-0.02
34	L7	AR1260 (4)	3.189	3.333 E6	-4.5	0#	-0.02
35	L7	AR1260 (5)	2.254	2.013 E6	10.7	0#	-0.02

Quantitation Report (QT Reviewed)

Data File : H:\GCDATA\U\111908\U0317290.D\ECD1A.CH Vial: 32
Acq On : 11-20-08 07:11:55 Operator: RP
Sample : AR1660-3 Inst : Instrumen
Misc : STD Multiplr: 1.00
IntFile : autoint1.e

Data File : H:\GCDATA\U\111908\U0317290.D\ECD2B.CH Vial: 32
Acq On : 11-20-08 07:11:55 Operator: RP
Sample : AR1160-3 Inst : Instrumen
Misc : STD Multiplr: 1.00
IntFile : autoint2.e
Quant Time: Nov 20 9:33 2008 Quant Results File: 080408AU.RES

Quant Method : H:\GCDATA\METHODS\U_ICAL\080408AU.M (Chemstation Integrator)
Title : 8082_PCB_Method / 608_PCB
Last Update : Wed Oct 29 12:14:54 2008
Response via : Initial Calibration
DataAcq Meth : PEST32UT.M

Volume Inj. : 1.0uL
Signal #1 Phase : RTx-CLP Signal #2 Phase: RTx-CLP2
Signal #1 Info : 0.32 Signal #2 Info : 0.32

Compound	RT#1	RT#2	Resp#1	Resp#2	PPB	PPB
System Monitoring Compounds						
1) S Tetrachloro-m-xy	7.42f	7.22f	319.1E6	588.9E6	29.859	25.319
Spiked Amount 20.000	Range 30 - 150		Recovery =		149.30%	126.60%
2) S Decachlorobiphen	24.01f	24.82f	347.0E6	703.6E6	24.423m	24.340m
Spiked Amount 20.000	Range 30 - 150		Recovery =		122.12%	121.70%
Target Compounds						
3) L1 AR1016	10.23	10.67	227.8E6	524.2E6	508.115m	451.887
4) L1 AR1016 {2}	11.96f	12.67	315.6E6	441.1E6	504.364m	459.414m
5) L1 AR1016 {3}	12.39f	12.98	190.2E6	228.6E6	501.650m	409.360m
6) L1 AR1016 {4}	12.59f	13.99	121.5E6	306.6E6	508.541m	428.838m
7) L1 AR1016 {5}	13.60f	14.31	143.1E6	306.2E6	480.402m	450.591m
Sum AR1016			998.1E6	1806.7E6	2503.071	2200.089
Average AR1016					500.614	440.018
Sum AR1221			0	0	N.D.	N.D.
Average AR1221					0.000	0.000
Sum AR1232			0	0	N.D.	N.D.
Average AR1232					0.000	0.000
Sum AR1242			0	0	N.D.	N.D.
Average AR1242					0.000	0.000
Sum AR1248			0	0	N.D.	N.D.
Average AR1248					0.000	0.000
Sum AR1254			0	0	N.D.	N.D.
Average AR1254					0.000	0.000
31) L7 AR1260	16.99f	17.55f	327.6E6	760.1E6	452.888	413.208
32) L7 AR1260 {2}	17.91f	18.27f	632.9E6	1066.6E6	472.858	451.434
33) L7 AR1260 {3}	18.93f	20.51	495.3E6	674.3E6	474.719	433.980m
34) L7 AR1260 {4}	20.76	21.08	780.9E6	1666.7E6	470.475m	522.685m
35) L7 AR1260 {5}	21.39	21.88	360.2E6	1006.6E6	475.915m	446.684m
Sum AR1260			2596.9E6	5174.4E6	2346.855	2267.992
Average AR1260					469.371	453.598
Sum AR1268			0	0	N.D.	N.D.
Average AR1268					0.000	0.000

(f)=RT Delta > 1/2 Window (#)=Amounts differ by > 25% (m)=manual int.

Quantitation Report (QT Reviewed)

Data File : H:\GCDATA\U\111908\U0317290.D\ECD1A.CH Vial: 32
Acq On : 11-20-08 07:11:55 Operator: RP
Sample : AR1660-3 Inst : Instrumen
Misc : STD Multiplr: 1.00
IntFile : autoint1.e

Data File : H:\GCDATA\U\111908\U0317290.D\ECD2B.CH Vial: 32
Acq On : 11-20-08 07:11:55 Operator: RP
Sample : AR1160-3 Inst : Instrumen
Misc : STD Multiplr: 1.00
IntFile : autoint2.e
Quant Time: Nov 20 9:33 2008 Quant Results File: 080408AU.RES

Quant Method : H:\GCDATA\METHODS\U_ICAL\080408AU.M (Chemstation Integrator)
Title : 8082_PCB_Method / 608_PCB
Last Update : Wed Oct 29 12:14:54 2008
Response via : Initial Calibration
DataAcq Meth : PEST32UT.M

Volume Inj. : 1.0uL
Signal #1 Phase : RTx-CLP Signal #2 Phase: RTx-CLP2
Signal #1 Info : 0.32 Signal #2 Info : 0.32

Compound	RT#1	RT#2	Resp#1	Resp#2	PPB	PPB
Sum AR1262			0	0	N.D.	N.D.
Average AR1262					0.000	0.000

(f)=RT Delta > 1/2 Window (#)=Amounts differ by > 25% (m)=manual int.

Evaluate Continuing Calibration Report

Signal #1 : H:\GCDATA\U\111908\U0317300.D\ECD1A.CH Vial: 41
Signal #2 : H:\GCDATA\U\111908\U0317300.D\ECD2B.CH
Acq On : 11-20-08 14:40:17 Operator: RP
Sample : AR1660-3 Inst : Instrumen
Misc : 8082 STD Multiplr: 1.00
IntFile Signal #1: autoint1.e IntFile Signal #2: autoint2.e

Method : H:\GCDATA\METHODS\U_ICAL\080408AU.M (Chemstation Integrator)
Title : 8082_PCB_Method / 608_PCB
Last Update : Wed Oct 29 12:14:54 2008
Response via : Multiple Level Calibration

CCV

Min. RRF : 0.000 Min. Rel. Area : 50% Max. R.T. Dev 0.50min
Max. RRF Dev : 15% Max. Rel. Area : 150%

		Compound	AvgRF	CCRF		%Dev	Area% Dev(min)
1	S	Tetrachloro-m-xylene	10.687	11.474	E6	-7.4	0# -0.02
2	S	Decachlorobiphenyl	14.207	15.625	E6	-10.0	0# -0.02
3	L1	AR1016	448.402	484.515	E3	-8.1	0# 0.00
4	L1	AR1016 (2)	625.726	683.862	E3	-9.3	0# -0.02
5	L1	AR1016 (3)	379.079	402.528	E3	-6.2	0# -0.02
6	L1	AR1016 (4)	238.873	258.645	E3	-8.3	0# -0.02
7	L1	AR1016 (5)	297.773	336.564	E3	-13.0	0# -0.02
31	L7	AR1260	723.247	732.141	E3	-1.2	0# -0.03
32	L7	AR1260 (2)	1.338	1.405	E6	-5.0	0# -0.03
33	L7	AR1260 (3)	1.043	1.071	E6	-2.7	0# -0.03
34	L7	AR1260 (4)	1.660	1.777	E6	-7.0	0# -0.02
35	L7	AR1260 (5)	756.756	815.782	E3	-7.8	0# -0.02
		Signal #2					
1	S	Tetrachloro-m-xylene	23.259	24.640	E6	-5.9	0# -0.02
2	S	Decachlorobiphenyl	28.909	32.234	E6	-11.5	0# -0.02
3	L1	AR1016	1.160	1.153	E6	0.6	0# 0.00
4	L1	AR1016 (2)	960.037	915.270	E3	4.7	0# -0.01
5	L1	AR1016 (3)	558.518	510.276	E3	8.6	0# -0.01
6	L1	AR1016 (4)	715.065	716.947	E3	-0.3	0# -0.01
7	L1	AR1016 (5)	679.519	742.682	E3	-9.3	0# -0.01
31	L7	AR1260	1.840	1.781	E6	3.2	0# -0.02
32	L7	AR1260 (2)	2.363	2.474	E6	-4.7	0# -0.02
33	L7	AR1260 (3)	1.554	1.537	E6	1.1	0# -0.02
34	L7	AR1260 (4)	3.189	3.949	E6	-23.8#	0# -0.02
35	L7	AR1260 (5)	2.254	2.399	E6	-6.4	0# -0.02

Quantitation Report (QT Reviewed)

Signal #1 : H:\GCDATA\U\111908\U0317300.D\ECD1A.CH Vial: 41
Signal #2 : H:\GCDATA\U\111908\U0317300.D\ECD2B.CH
Acq On : 11-20-08 14:40:17 Operator: RP
Sample : AR1660-3 Inst : Instrumen
Misc : 8082 STD Multiplr: 1.00
IntFile Signal #1: autoint1.e IntFile Signal #2: autoint2.e
Quant Time: Nov 21 15:01 2008 Quant Results File: 080408AU.RES

Quant Method : H:\GCDATA\METHODS\U_ICAL\080408AU.M (Chemstation Integrator)
Title : 8082_PCB_Method / 608_PCB
Last Update : Wed Oct 29 12:14:54 2008
Response via : Initial Calibration
DataAcq Meth : PEST32UT.M

Volume Inj. : 1.0uL
Signal #1 Phase : RTx-CLP Signal #2 Phase: RTx-CLP2
Signal #1 Info : 0.32 Signal #2 Info : 0.32

Compound	RT#1	RT#2	Resp#1	Resp#2	PPB	PPB
System Monitoring Compounds						
1) S Tetrachloro-m-xy	7.43f	7.23f	286.8E6	616.0E6	26.839m	26.484m
Spiked Amount 20.000	Range 30 - 150		Recovery =		134.20%	132.42%
2) S Decachlorobiphen	24.01f	24.82	390.6E6	805.9E6	27.495m	27.876m
Spiked Amount 20.000	Range 30 - 150		Recovery =		137.48%	139.38%
Target Compounds						
3) L1 AR1016	10.25	10.69	242.3E6	576.4E6	540.268m	496.904
4) L1 AR1016 {2}	11.97	12.67	341.9E6	457.6E6	546.455m	476.685m
5) L1 AR1016 {3}	12.39	12.98	201.3E6	255.1E6	530.929m	456.813m
6) L1 AR1016 {4}	12.59	13.99	129.3E6	358.5E6	541.385m	501.316m
7) L1 AR1016 {5}	13.60	14.31	168.3E6	371.3E6	565.136m	546.476m
Sum AR1016			1083.1E6	2019.0E6	2724.173	2478.194
Average AR1016					544.835	495.639
Sum AR1221			0	0	N.D.	N.D.
Average AR1221					0.000	0.000
Sum AR1232			0	0	N.D.	N.D.
Average AR1232					0.000	0.000
Sum AR1242			0	0	N.D.	N.D.
Average AR1242					0.000	0.000
Sum AR1248			0	0	N.D.	N.D.
Average AR1248					0.000	0.000
Sum AR1254			0	0	N.D.	N.D.
Average AR1254					0.000	0.000
31) L7 AR1260	16.99f	17.56	366.1E6	890.3E6	506.149	483.979
32) L7 AR1260 {2}	17.91f	18.27f	702.3E6	1236.9E6	524.697	523.518
33) L7 AR1260 {3}	18.93f	20.52	535.7E6	768.4E6	513.375	494.510m
34) L7 AR1260 {4}	20.76	21.08	888.5E6	1974.3E6	535.289m	619.149m
35) L7 AR1260 {5}	21.39	21.88	407.9E6	1199.5E6	538.999m	532.288m
Sum AR1260			2900.4E6	6069.4E6	2618.508	2653.444
Average AR1260					523.702	530.689
Sum AR1268			0	0	N.D.	N.D.
Average AR1268					0.000	0.000
Sum AR1262			0	0	N.D.	N.D.
Average AR1262					0.000	0.000

(f)=RT Delta > 1/2 Window (#)=Amounts differ by > 25% (m)=manual int.

PESTICIDE/PCB EXTRACTION LOG

SOIL / WATER / WIPES / OIL

Sep. Funnel 3510C / Continuous 3520C / Soxhlet 3540C / Sonication 3550B / Waste Dilution 3580A

OLCO3.2 / OLMO4.2 / OLMO3.2 / OLM04.3

Approval / Date: [illegible] 11/18/08

Analysis Method: 8082 (5)

GPC: Y / (N)

Ext. Chemist: ST. Date: 11/18/08 ST.

Conc. Chemist: J.H Date: 11/17/08

Cleanup:

Florisil (3620B)(F) Date: — Lot #: —

Acid(3665A)(A) Date 11/18/08 Lot #: 071680

Sulfur (3660B)(S) Date: — Lot #: —

Spike Witness Initials: J.H

GPL W. O. #	Frac.	Init pH	Sample Vol. gram / mL	Surr. Vol. mL	Spike Vol. mL	Adjust. pH	F / A / S Cleanup	F.V. mL
811080	BLK 106138	—	30.0	1.0	—	—	-A-	10.0
	BKS		30.0		1.0			
	006MS		30.01		↓			
	006MSD		30.00		↓			
	001		30.02		—			
	002		30.00					
	003		30.00					
	004		30.00					
	005		30.00					
	006		30.01					
	007		30.00					
	008		30.03					
	009		29.98					
	010		29.97					
	011		30.00					
	012		30.00					
	013		30.01					
	014		30.00					
	015		30.02					
	016		30.00					
	017		30.00					
	018		30.01					
	019		30.04					
	020	↓	30.01	↓	↓	↓	↓	↓

Solvent: (DCM) / Acetone Lot #: 084187

Solvent: Hexane Lot #: 135E38

Sodium Sulfate # : 920609

Surrogate Soln#: 44353 Surr. Soln Conc(s): 0.2 ppm

Matrix Spike Soln #: 44308 MS Soln Conc(s): 5.5 ppm

Comments & Observations:

TETRA TECH NUS, INC. **CALCULATION WORKSHEET** PAGE 1 OF 1

CLIENT	Lockheed Martin Black E	JOB NUMBER	02135
SUBJECT	Calc. Check SDG 811080		
BASED ON		DRAWING NUMBER	
BY J. Kalinyak	CHECKED BY	APPROVED BY	DATE 04/13/09

% Solids) Sample SB-546A-SS0-0.5

$$\frac{10.9520 - 10.0890}{(10.9520 - 1.3080)} \times 100 \simeq 8.95\% \approx 9.0\%$$ moisture

$100 - 8.95 = 91.05\%$ solids ✓

PCB - Aroclor-1260 Sample SB-546A-SS0-0.5

$$\frac{344.3E+6}{0.7237E+6} + \frac{705.4E+6}{1.338E+6} + \frac{556.6E+6}{1.043E+6} + \frac{881.9E+6}{1.660E+6} + \frac{427.0E+6}{0.758E+6} =$$

$$\simeq \left(475.75 + 527.20 + 532.69 + 531.26 + 564.22\right)/5 \simeq 526.22$$

$$\frac{(526.22)(.500)}{30\text{gms} \times 0.911} \times \frac{10^6}{k} \simeq 9627\ \mu g/Kg$$ ✓

GPL Laboratories, LLLP

Percent Solids Determination Log

Method Title: CLP_SOLIDS
Method Reference: Percent Solids by CLP
Analytical Balance ID: Saratorius CP153
Date/Time In (Oven): 11/13/2008 14:30
Date/Time Out (Oven): 11/14/2008 14:30
Dessicator Temp: 22C

Analyst: Paul Hewling
Reviewed By/Date:
Analytical Batch: 118888
Oven Temperature: 104C
Oven Temperature: 104C
% Humidity (<20%): 12%

Drying Oven Temp Maintained at 103-105C

SDG	Lab Sample ID	Client Sample ID	Weight of Dish	Weight of Wet Sample + Dish	Weight of Dry Sample + Dish	Percent Moisture	Percent Solids	RPD (<20)
811080	811080-001-001-1/2	SB-546-A-SS[SJ]	1.3120g	10.9740g	10.4410g	5.5%	94.5%	
811080	811080-002-003-1/2	SB-546A-SS0-0.5	1.3080g	10.9520g	10.0890g	9.0%	91.1%	
811080	811080-003-005-1/2	SB-546A-SS0.5-1	1.3150g	10.7810g	9.3630g	15.0%	85.0%	
811080	811080-004-007-1/2	SB-546A-2	1.3240g	11.3510g	9.9910g	13.6%	86.4%	
811080	811080-005-009-1/2	SB-546A-3	1.3170g	11.3880g	10.0050g	13.7%	86.3%	
811080	811080-006-011-1/2	SB-546A-4	1.3150g	11.3370g	9.9310g	14.0%	86.0%	
811080	811080-007-013-1/2	SB-550A-SS0-0.5	1.3200g	11.6800g	9.7640g	18.5%	81.5%	
811080	811080-008-015-1/2	SB-550A-SS0.5-1	1.3210g	11.4340g	9.5540g	18.6%	81.4%	
811080	811080-009-017-1/2	SB-550A-2	1.3200g	11.3300g	9.7040g	16.2%	83.8%	
811080	811080-010-019-1/2	SB-550A-3	1.3220g	11.2560g	9.6470g	16.2%	83.8%	
811080	811080-011-021-1/2	SB-550A-4	1.3310g	10.8770g	9.1100g	18.5%	81.5%	
811080	811080-011-021-1/2D	SB-550A-4	1.3190g	10.6980g	8.9820g	18.3%	81.7%	0.3
811080	811080-012-023-1/2	SB-570A-6	1.3490g	11.3000g	10.1410g	11.7%	88.4%	
811080	811080-013-025-1/2	SB-570A-8	1.3190g	10.8820g	9.8980g	10.3%	89.7%	
811080	811080-014-027-1/2	SB-570A-10	1.3100g	10.9450g	10.3390g	6.3%	93.7%	
811080	811080-015-029-1/2	SB-570A-12	1.3220g	10.4630g	9.2300g	13.5%	86.5%	
811080	811080-016-031-1/2	SB-570A-14	1.3220g	11.0790g	9.6340g	14.8%	85.2%	
811080	811080-017-033-1/2	SB-570A-16	1.3020g	10.7560g	9.2650g	15.8%	84.2%	
811080	811080-018-035-1/2	SB-568A-6	1.3220g	11.5190g	10.1810g	13.1%	86.9%	
811080	811080-019-037-1/2	SB-568A-8	1.3160g	11.3170g	10.2830g	10.3%	89.7%	
811080	811080-020-039-1/2	SB-568A-10	1.3230g	11.1750g	9.7210g	14.8%	85.2%	

Quantitation Report (QT Reviewed)

Signal #1 : H:\GCDATA\U\111908\U0317298.D\ECD1A.CH Vial: 40
Signal #2 : H:\GCDATA\U\111908\U0317298.D\ECD2B.CH
Acq On : 11-20-08 13:36:13 Operator: RP
Sample : 811080-002-003-1/2 50X Inst : Instrumen
Misc : SB-546A-SS0-0.5 DL,S Multiplr: 1.00
IntFile Signal #1: autoint1.e IntFile Signal #2: autoint2.e
Quant Time: Nov 20 14:33 2008 Quant Results File: 080408AU.RES

Quant Method : H:\GCDATA\METHODS\U_ICAL\080408AU.M (Chemstation Integrator)
Title : 8082_PCB_Method / 608_PCB
Last Update : Wed Oct 29 12:14:54 2008
Response via : Initial Calibration
DataAcq Meth : PEST32UT.M

Volume Inj. : 1.0uL
Signal #1 Phase : RTx-CLP Signal #2 Phase: RTx-CLP2
Signal #1 Info : 0.32 Signal #2 Info : 0.32

Compound	RT#1	RT#2	Resp#1	Resp#2	PPB	PPB
System Monitoring Compounds						
Target Compounds						
Sum AR1016			0	0	N.D.	N.D.
Average AR1016					0.000	0.000
Sum AR1221			0	0	N.D.	N.D.
Average AR1221					0.000	0.000
Sum AR1232			0	0	N.D.	N.D.
Average AR1232					0.000	0.000
Sum AR1242			0	0	N.D.	N.D.
Average AR1242					0.000	0.000
Sum AR1248			0	0	N.D.	N.D.
Average AR1248					0.000	0.000
Sum AR1254			0	0	N.D.	N.D.
Average AR1254					0.000	0.000
31) L7 AR1260	16.99f	17.56f	344.3E6	805.8E6	476.081	438.035
32) L7 AR1260 (2)	17.91f	18.27f	705.4E6	1227.2E6	526.983	519.410
33) L7 AR1260 (3)	18.92f	20.52	555.6E6	743.5E6	532.522m	478.528
34) L7 AR1260 (4)	20.76	21.08	881.9E6	1993.9E6	531.345m	625.289
35) L7 AR1260 (5)	21.39	21.88	427.0E6	1093.0E6	564.302m	485.017m
Sum AR1260			2914.3E6	5863.4E6	2631.233	2546.279
Average AR1260					526.247	509.256
Sum AR1268			0	0	N.D.	N.D.
Average AR1268					0.000	0.000
Sum AR1262			0	0	N.D.	N.D.
Average AR1262					0.000	0.000

11/21/08

(f)=RT Delta > 1/2 Window (#)=Amounts differ by > 25% (m)=manual int.

Response Factor Report Instrumen

Method : I:\GCDATA\METHODS\U_ICAL\080408AU.M (Chemstation Integrator)
Title : 8082_PCB_Method / 608_PCB
Last Update : Tue Aug 05 12:52:18 2008

Cal.

Calibration Files
P005 =U0316141.D P025 =U0316140.D P050 =U0316139.D
P075 =U0316138.D P100 =U0316137.D P001 =U0316142.D

		Compound	P005	P025	P050	P075	P100	P001	Avg		%RSD
1)	S	Tetrachloro-m-xylen	0.901	1.085	1.090	1.231	1.129	0.977	1.069	E7	10.85
2)	S	Decachlorobiphenyl	1.465	1.456	1.309	1.533	1.314	1.448	1.421	E7	6.33
3)	L1	AR1016	4.687	4.814	4.084	4.897	3.813	4.611	4.484	E5	9.71
4)	L1	AR1016 (2)	6.331	7.040	5.572	6.988	5.600	6.014	6.257	E5	10.39
5)	L1	AR1016 (3)	3.759	3.910	3.798	4.080	3.548	3.650	3.791	E5	4.98
6)	L1	AR1016 (4)	2.167	2.573	2.442	2.556	2.272	2.321	2.389	E5	6.81
7)	L1	AR1016 (5)	3.018	2.960	2.810	3.145	2.729	3.203	2.978	E5	6.20
8)	L2	AR1221	1.287	1.268	1.174	1.114	1.106	1.479	1.238	E5	11.33
9)	L2	AR1221 (2)	5.494	6.425	5.413	4.816	4.775	5.147	5.345	E4	11.34
10)	L2	AR1221 (3)	3.289	3.140	3.052	2.942	2.975	3.604	3.167	E5	7.83
11)	L3	AR1232	8.065	7.087	8.024	7.761	7.085	7.864	7.648	E4	5.87
12)	L3	AR1232 (2)	1.173	0.938	0.935	0.752	0.770	1.150	0.953	E5	18.89
13)	L3	AR1232 (3)	1.025	0.969	0.948	1.014	0.926	0.974	0.976	E5	3.86
14)	L3	AR1232 (4)	1.558	1.338	1.148	1.321	1.222	1.678	1.378	E5	14.66
15)	L3	AR1232 (5)	6.326	6.807	7.000	6.779	6.606	5.658	6.529	E4	7.40
16)	L4	AR1242	1.369	1.306	1.444	1.477	1.391	1.362	1.391	E5	4.41
17)	L4	AR1242 (2)	4.777	4.486	4.696	4.198	4.180	4.633	4.495	E5	5.68
18)	L4	AR1242 (3)	1.500	1.390	1.429	1.419	1.345	1.422	1.417	E5	3.60
19)	L4	AR1242 (4)	1.515	1.450	1.453	1.396	1.479	1.520	1.469	E5	3.16
20)	L4	AR1242 (5)	9.260	8.795	9.219	8.702	8.702	9.700	9.063	E4	4.42
21)	L5	AR1248	3.144	2.910	2.666	2.757	2.547	3.372	2.899	E5	10.71
22)	L5	AR1248 (2)	2.408	2.264	2.305	2.257	2.127	2.540	2.317	E5	6.12
23)	L5	AR1248 (3)	2.492	2.342	2.425	2.379	2.318	2.614	2.428	E5	4.53
24)	L5	AR1248 (4)	2.332	2.207	2.274	2.220	2.199	2.687	2.320	E5	8.05
25)	L5	AR1248 (5)	1.722	1.793	1.677	1.733	1.769	2.019	1.785	E5	6.79
26)	L6	AR1254	5.269	4.656	4.376	4.287	4.206	6.034	4.805	E5	14.90
27)	L6	AR1254 (2)	8.256	7.810	7.004	7.027	7.002	8.146	7.541	E5	7.94
28)	L6	AR1254 (3)	7.411	7.414	6.820	6.971	7.046	8.336	7.333	E5	7.46
29)	L6	AR1254 (4)	8.094	8.201	7.580	7.782	7.643	9.130	8.071	E5	7.11
30)	L6	AR1254 (5)	3.380	3.422	3.190	3.307	3.431	3.931	3.444	E5	7.40
31)	L7	AR1260	7.619	7.224	6.598	7.342	6.333	8.278	7.232	E5	9.71
32)	L7	AR1260 (2)	1.362	1.345	1.265	1.448	1.253	1.358	1.338	E6	5.35
33)	L7	AR1260 (3)	1.057	1.032	1.027	1.128	0.935	1.083	1.043	E6	6.22
34)	L7	AR1260 (4)	1.623	1.624	1.556	1.857	1.588	1.710	1.660	E6	6.60
35)	L7	AR1260 (5)	7.137	7.667	7.071	8.780	7.567	7.184	7.568	E5	8.48
36)	L8	AR1268			6.413				6.413	E5	0.00
37)	L8	AR1268 (2)			7.422				7.422	E5	0.00
38)	L8	AR1268 (3)			4.857				4.857	E5	0.00
39)	L8	AR1268 (4)			5.451				5.451	E5	0.00
40)	L8	AR1268 (5)			7.029				7.029	E5	0.00
41)	L9	AR1262			1.125				1.125	E6	0.00
42)	L9	AR1262(2)			6.360				6.360	E5	0.00
43)	L9	AR1262(3)			1.162				1.162	E6	0.00
44)	L9	AR1262(4)			1.209				1.209	E6	0.00
45)	L9	AR1262(5)			8.809				8.809	E5	0.00

Signal #2 Calibration Files
P005 =U0316141.D P025 =U0316140.D P050 =U0316139.D
P075 =U0316138.D P100 =U0316137.D P001 =U0316142.D

		Compound	P005	P025	P050	P075	P100	P001	Avg		%RSD
1)	S	Tetrachloro-m-xylen	1.905	2.143	2.436	2.930	2.653	1.889	2.326	E7	18.09
2)	S	Decachlorobiphenyl	2.764	2.943	2.756	3.334	2.911	2.637	2.891	E7	8.44
3)	L1	AR1016	1.208	1.168	1.100	1.187	1.047	1.250	1.160	E6	6.39
4)	L1	AR1016 (2)	0.953	0.950	0.937	1.006	0.890	1.024	0.960	E6	5.05
5)	L1	AR1016 (3)	5.157	5.535	5.632	6.237	5.571	5.379	5.585	E5	6.48
6)	L1	AR1016 (4)	7.070	7.101	6.967	7.693	6.905	7.168	7.151	E5	3.95
7)	L1	AR1016 (5)	6.331	6.570	6.802	7.511	6.893	6.665	6.795	E5	5.91

(#) = Out of Range
080408AU.M Tue Aug 05 12:52:30 2008 1

Tetra Tech NUS **INTERNAL CORRESPONDENCE**

TO:	**M. MARTIN**	**DATE:**	**MAY 1, 2009**
FROM:	**JOSEPH KALINYAK**	**COPIES:**	**DV FILE**
SUBJECT:	**ORGANIC DATA VALIDATION – PCB / MISC** **LOCKHEED MARTIN – BLOCK E** **SDG 811081**		
SAMPLES:	8 / Soil / PCB / MISC (%solids)		

SB-541A-SS[SJ]	SB-541A-SS0-0.5	SB-541A-SS0.5-1
SB-544A-SS[SJ]	SB-544A-SS0-0.5	SB-544A-SS0.5-1
SB-561A-6	SB-561A-8	

Overview

The sample set for Lockheed Martin Block E, SDG 811081 consists of eight (8) soil environmental samples. The eight (8) soil samples were analyzed for polychlorinated biphenyls (PCBs) and for percent solids (MISC). There were no field duplicates associated with this data set.

The samples were collected by Tetra Tech on November 11, 2008 and analyzed by GPL Laboratories. All analyses were conducted in accordance with SW-846 Methods 8082 and CLP solids analytical and reporting protocols.

The data contained in this SDG was validated with regard to the following parameters: data completeness, holding times, initial/continuing calibrations, laboratory method blank results, surrogate spike recoveries, blank spike analysis, matrix spike/matrix spike duplicate analysis, chromatographic resolution, compound identification, compound quantitation, and detection limits. Areas of concern are listed below.

Major – There were no major issues.

Minor

- Positive results reported below the reporting limit (RL) but above the method detection limit (MDL) for the organic analyses were qualified as estimated, (J).
- The PCB % RPD between GC columns was greater than 25% (and less than 100%) the quality control limit for Aroclor-1260 for sample SB-541A-SS0.5-1. The detected sample result for Aroclor-1260 was qualified estimated, (J). The %RPD between GC columns was used instead of %D.

Notes

Aroclor-1016 %D was greater than the average 15% quality control limit on the secondary GC column RTX-CLP2 on 11/18/08 @ 08:26. No samples were affected by this QC exceedance since the primary GC column %D was within the QC limit for this GC column and all sample results for Aroclor-1016 were non-detected.

The PCB surrogate % recoveries for decachlorobiphenyl and tetrachloro-m-xylene were less than the quality control limit for the matrix spike duplicate (MSD), SB-586A-12MSD, for both the primary and

secondary GC columns. The matrix spike (MS) and all other samples had within the quality control limit recoveries for the surrogates and therefore no sample data was qualified due to surrogate recoveries.

The PCB MS/MSD %RPD was greater than the quality control limit for Aroclor-1260 for sample SB-586A-12MS/MSD. The MS/MSD sample which was spiked was not part of this SDG and no other samples in this SDG were qualified as a result of the associated MS/MSD % RPD QC limit non-compliance.

Sample SB-541A-SS(SJ) was diluted 5X for analysis due to a high Aroclor-1260 level.

Executive Summary

Laboratory Performance: PCB % RPD between GC columns was greater than the quality control limit for Aroclor-1260 for sample SB-541A-SS0.5-1.

Other Factors Affecting Data Quality: A dilution was performed on one PCB sample which resulted in higher reporting limits for non-detected PCBs.

The data for these analyses were reviewed with reference to Region III modifications to U.S. EPA National Functional Guidelines for Organic Data Validation (Sept. 1994). The text of this report has been formulated to address only those problem areas affecting data quality.

Tetra Tech NUS
Joseph Kalinyak
Chemist/Data Validator

Tetra Tech NUS
Joseph A. Samchuck
Quality Assurance Officer

Attachments:
Appendix A – Qualified Analytical Results
Appendix B – Results as Reported by the Laboratory
Appendix C – Support Documentation

Appendix A

Qualified Analytical Results

Value Qualifier Key (Val Qual)

J – Positive result is considered estimated, "J", as a result of technical non-compliances.

UJ – Non-detected result is considered estimated, "UJ", as a result of technical non-compliances.

U - Value is a non-detect as reported by the laboratory.

UR – Non-detected result is considered rejected, (UR), as a result of technical non-compliances.

DATA QUALIFICATION CODE (QUAL CODE)

A = Lab Blank Contamination
B = Field Blank Contamination
C = Calibration Noncompliance (e.g. % RSDs, %Ds, ICVs, CCVs, RRFs, etc.)
C01 = GC/MS Tuning Noncompliance
D = MS/MSD Recovery Noncompliance
E = LCS/LCSD Recovery Noncompliance
F = Lab Duplicate Imprecision
G = Field Duplicate Imprecision
H = Holding Time Exceedance
I = ICP Serial Dilution Noncompliance
J = GFAA PDS - GFAA MSA's $r < 0.995$ / ICP PDS Recovery Noncompliance
K = ICP Interference - includes ICS % R Noncompliance
L = Instrument Calibration Range Exceedance
M = Sample Preservation Noncompliance
N = Internal Standard Noncompliance
N01 = Internal Standard Recovery Noncompliance Dioxins
N02 = Recovery Standard Noncompliance Dioxins
N03 = Clean-up Standard Noncompliance Dioxins
O = Poor Instrument Performance (e.g. base-line drifting)
P = Uncertainty near detection limit (< 2 x IDL for inorganics and <CRQL for organics)
Q = Other problems (can encompass a number of issues; e.g. chromatography,interferences, etc.)
R = Surrogates Recovery Noncompliance
S = Pesticide/PCB Resolution
T = % Breakdown Noncompliance for DDT and Endrin
U = % Difference between columns/detectors >25% for positive results determined via GC/HPLC
V = Non-linear calibrations; correlation coefficient $r < 0.995$
W = EMPC result
X = Signal to noise response drop
Y = Percent solids <30%
Z = Uncertainty at 2 sigma deviation is greater than sample activity

PROJ_NO: 02135	NSAMPLE	SB-541A-SS[SJ]			SB-541A-SS0.5-1			SB-541A-SS0-0.5			SB-544A-SS[SJ]		
SDG: 811081	LAB_ID	811081-016			811081-018			811081-017			811081-010		
FRACTION: PEST/PCB	SAMP_DATE	11/11/2008			11/11/2008			11/11/2008			11/11/2008		
MEDIA: SOIL	QC_TYPE	NM			NM			NM			NM		
	UNITS	UG/KG			UG/KG			UG/KG			UG/KG		
	PCT_SOLIDS	93.9			79.1			78.8			95.3		
	DUP_OF												
PARAMETER		RESULT	VQL	QLCD	RESULT	VQL	QLCD	RESULT	VQL	QLCD	RESULT	VQL	QLCD
AROCLOR-1016		89	U		21	U		21	U		17	U	
AROCLOR-1221		89	U		21	U		21	U		17	U	
AROCLOR-1232		89	U		21	U		21	U		17	U	
AROCLOR-1242		89	U		21	U		21	U		17	U	
AROCLOR-1248		89	U		21	U		21	U		17	U	
AROCLOR-1254		89	U		21	U		21	U		17	U	
AROCLOR-1260		490			19	J	PU	21	J	P	41		

PROJ_NO: 02135	NSAMPLE	SB-544A-SS0.5-1			SB-544A-SS0-0.5			SB-561A-6			SB-561A-8		
SDG: 811081	LAB_ID	811081-012			811081-011			811081-004			811081-005		
FRACTION: PEST/PCB	SAMP_DATE	11/11/2008			11/11/2008			11/11/2008			11/11/2008		
MEDIA: SOIL	QC_TYPE	NM			NM			NM			NM		
	UNITS	UG/KG			UG/KG			UG/KG			UG/KG		
	PCT_SOLIDS	84.2			87.6			87.1			87.9		
	DUP_OF												
PARAMETER		RESULT	VQL	QLCD	RESULT	VQL	QLCD	RESULT	VQL	QLCD	RESULT	VQL	QLCD
AROCLOR-1016		20	U		19	U		19	U		19	U	
AROCLOR-1221		20	U		19	U		19	U		19	U	
AROCLOR-1232		20	U		19	U		19	U		19	U	
AROCLOR-1242		20	U		19	U		19	U		19	U	
AROCLOR-1248		20	U		19	U		19	U		19	U	
AROCLOR-1254		20	U		19	U		19	U		19	U	
AROCLOR-1260		23			190			19	U		19	U	

PROJ_NO: 02135	NSAMPLE	SB-541A-SS[SJ]			SB-541A-SS0.5-1			SB-541A-SS0-0.5			SB-544A-SS[SJ]		
SDG: 811081	LAB_ID	811081-016			811081-018			811081-017			811081-010		
FRACTION: MISC	SAMP_DATE	11/11/2008			11/11/2008			11/11/2008			11/11/2008		
MEDIA: SOIL	QC_TYPE	NM			NM			NM			NM		
	UNITS	%			%			%			%		
	PCT_SOLIDS	93.9			79.1			78.8			95.3		
	DUP_OF												
PARAMETER		RESULT	VQL	QLCD	RESULT	VQL	QLCD	RESULT	VQL	QLCD	RESULT	VQL	QLCD
PERCENT SOLIDS		94			79			79			95		

PROJ_NO: 02135	NSAMPLE	SB-544A-SS0.5-1			SB-544A-SS0-0.5			SB-561A-6			SB-561A-8		
SDG: 811081	LAB_ID	811081-012			811081-011			811081-004			811081-005		
FRACTION: MISC	SAMP_DATE	11/11/2008			11/11/2008			11/11/2008			11/11/2008		
MEDIA: SOIL	QC_TYPE	NM			NM			NM			NM		
	UNITS	%			%			%			%		
	PCT_SOLIDS	84.2			87.6			87.1			87.9		
	DUP_OF												
PARAMETER		RESULT	VQL	QLCD	RESULT	VQL	QLCD	RESULT	VQL	QLCD	RESULT	VQL	QLCD
PERCENT SOLIDS		84			88			87			88		

Appendix B

Results as Reported by the Laboratory

Qualifier Definitions

Tetra Tech NUS

Work Order: 811081

All Departments

U	Indicates that the compound was analyzed for but not detected
BQL	Below Quantitation Limit

Organics

B	Indicates that the analyte was found in the associated blank as well as in the sample
D	Indicates that the analyte was reported from a diluted analysis
E	Indicates that the concentration detected exceeded the calibration range of the instrument
J	Value is less than the reporting limit but greater than the MDL
P	Indicates that there is greater than 25% difference for detected pesticide/Arochlor results between the two GC columns

Metals

J	Indicates that the reported value was less than the reporting limit but greater than or equal to the IDL/MDL
E	Indicates that the reported value is estimated because of the possible presence of interference (i.e. the serial dilution not within control limits)
H	Indicates that the element was found in the associated blank as well as in the sample and the value is greater than or equal to the reporting limit
D	Indicates that the analyte was reported from a diluted analysis
N	Spiked sample recovery not within control limits
*	Duplicate analysis not within control limits

Analytical Summary Report

Client Name:	Tetra Tech NUS	Sample Matrix:	SOIL
Client Sample ID:	SB-541A-SS[SJ]DL	Lab Sample ID:	811081-016-031-1/2DL
Sample Date/Time:	11/11/2008 14:45	Percent Moisture:	6.11
Receipt Date/Time:	11/12/2008 10:26	Preparation Method:	SW3550
Prepared Date/Time:	11/17/2008 00:00	Analytical Method:	SW8082

# Parameter	CAS	Reported Result	Q	Method Detection Limit	Reporting Limit	Dil Fact	Units	Analysis Date/Time	
1) PCB-1016	12674-11-2	BQL	U	6.4	89	5	ug/kg	11/20/08	00:00
2) PCB-1221	11104-28-2	BQL	U	12	89	5	ug/kg	11/20/08	00:00
3) PCB-1232	11141-16-5	BQL	U	16	89	5	ug/kg	11/20/08	00:00
4) PCB-1242	53469-21-9	BQL	U	3.7	89	5	ug/kg	11/20/08	00:00
5) PCB-1248	12672-29-6	BQL	U	4.3	89	5	ug/kg	11/20/08	00:00
6) PCB-1254	11097-69-1	BQL	U	8.5	89	5	ug/kg	11/20/08	00:00
7) **PCB-1260**	**11096-82-5**	**490**		**6.9**	**89**	**5**	**ug/kg**	**11/20/08**	**00:00**

# Surrogate Parameter	CAS	Percent Recovery	Control Limits	Dil Fact	Analysis Date/Time	
8) Decachlorobiphenyl	2051-24-3	83 %	30 - 144	5	11/20/08	00:00
9) Decachlorobiphenyl	2051-24-3	79 %	30 - 144	5	11/20/08	00:00
10) Tetrachloro-m-xylene	877-09-8	92 %	49 - 133	5	11/20/08	00:00
11) Tetrachloro-m-xylene	877-09-8	77 %	49 - 133	5	11/20/08	00:00

Analytical Summary Report

Client Name:	Tetra Tech NUS	Sample Matrix:	SOIL
Client Sample ID:	SB-541A-SS0-0.5	Lab Sample ID:	811081-017-033-1/2
Sample Date/Time:	11/11/2008 14:02	Percent Moisture:	21.2
Receipt Date/Time:	11/12/2008 10:26	Preparation Method:	SW3550
Prepared Date/Time:	11/17/2008 00:00	Analytical Method:	SW8082

#	Parameter	CAS	Reported Result	Q	Method Detection Limit	Reporting Limit	Dil Fact	Units	Analysis Date/Time	
1)	PCB-1016	12674-11-2	BQL	U	1.5	21	1	ug/kg	11/18/08	20:54
2)	PCB-1221	11104-28-2	BQL	U	3	21	1	ug/kg	11/18/08	20:54
3)	PCB-1232	11141-16-5	BQL	U	3.9	21	1	ug/kg	11/18/08	20:54
4)	PCB-1242	53469-21-9	BQL	U	0.89	21	1	ug/kg	11/18/08	20:54
5)	PCB-1248	12672-29-6	BQL	U	1	21	1	ug/kg	11/18/08	20:54
6)	PCB-1254	11097-69-1	BQL	U	2	21	1	ug/kg	11/18/08	20:54
7)	PCB-1260	11096-82-5	21	J	1.6	21	1	ug/kg	11/18/08	20:54

#	Surrogate Parameter	CAS	Percent Recovery	Control Limits	Dil Fact	Analysis Date/Time	
8)	Decachlorobiphenyl	2051-24-3	53 %	30 - 144	1	11/18/08	20:54
9)	Decachlorobiphenyl	2051-24-3	60 %	30 - 144	1	11/18/08	20:54
10)	Tetrachloro-m-xylene	877-09-8	69 %	49 - 133	1	11/18/08	20:54
11)	Tetrachloro-m-xylene	877-09-8	77 %	49 - 133	1	11/18/08	20:54

Analytical Summary Report

Client Name:	Tetra Tech NUS	Sample Matrix:	SOIL
Client Sample ID:	SB-541A-SS0.5-1	Lab Sample ID:	811081-018-035-1/2
Sample Date/Time:	11/11/2008 14:03	Percent Moisture:	20.92
Receipt Date/Time:	11/12/2008 10:26	Preparation Method:	SW3550
Prepared Date/Time:	11/17/2008 00:00	Analytical Method:	SW8082

#	Parameter	CAS	Reported Result	Q	Method Detection Limit	Reporting Limit	Dil Fact	Units	Analysis Date/Time
1)	PCB-1016	12674-11-2	BQL	U	1.5	21	1	ug/kg	11/18/08 21:26
2)	PCB-1221	11104-28-2	BQL	U	3	21	1	ug/kg	11/18/08 21:26
3)	PCB-1232	11141-16-5	BQL	U	3.9	21	1	ug/kg	11/18/08 21:26
4)	PCB-1242	53469-21-9	BQL	U	0.88	21	1	ug/kg	11/18/08 21:26
5)	PCB-1248	12672-29-6	BQL	U	1	21	1	ug/kg	11/18/08 21:26
6)	PCB-1254	11097-69-1	BQL	U	2	21	1	ug/kg	11/18/08 21:26
7)	PCB-1260	11096-82-5	19	JP	1.6	21	1	ug/kg	11/18/08 21:26

#	Surrogate Parameter	CAS	Percent Recovery	Control Limits	Dil Fact	Analysis Date/Time
8)	Decachlorobiphenyl	2051-24-3	64 %	30 - 144	1	11/18/08 21:26
9)	Decachlorobiphenyl	2051-24-3	57 %	30 - 144	1	11/18/08 21:26
10)	Tetrachloro-m-xylene	877-09-8	75 %	49 - 133	1	11/18/08 21:26
11)	Tetrachloro-m-xylene	877-09-8	68 %	49 - 133	1	11/18/08 21:26

Analytical Summary Report

Client Name:	Tetra Tech NUS	Sample Matrix:	SOIL
Client Sample ID:	SB-544A-SS[SJ]	Lab Sample ID:	811081-010-019-1/2
Sample Date/Time:	11/11/2008 13:20	Percent Moisture:	4.7
Receipt Date/Time:	11/12/2008 10:26	Preparation Method:	SW3550
Prepared Date/Time:	11/17/2008 00:00	Analytical Method:	SW8082

# Parameter	CAS	Reported Result	Q	Method Detection Limit	Reporting Limit	Dil Fact	Units	Analysis Date/Time	
1) PCB-1016	12674-11-2	BQL	U	1.2	17	1	ug/kg	11/18/08	16:38
2) PCB-1221	11104-28-2	BQL	U	2.4	17	1	ug/kg	11/18/08	16:38
3) PCB-1232	11141-16-5	BQL	U	3.2	17	1	ug/kg	11/18/08	16:38
4) PCB-1242	53469-21-9	BQL	U	0.74	17	1	ug/kg	11/18/08	16:38
5) PCB-1248	12672-29-6	BQL	U	0.84	17	1	ug/kg	11/18/08	16:38
6) PCB-1254	11097-69-1	BQL	U	1.7	17	1	ug/kg	11/18/08	16:38
7) **PCB-1260**	**11096-82-5**	**41**		**1.4**	**17**	**1**	**ug/kg**	**11/18/08**	**16:38**

# Surrogate Parameter	CAS	Percent Recovery	Control Limits	Dil Fact	Analysis Date/Time	
8) Decachlorobiphenyl	2051-24-3	74 %	30 - 144	1	11/18/08	16:38
9) Decachlorobiphenyl	2051-24-3	67 %	30 - 144	1	11/18/08	16:38
10) Tetrachloro-m-xylene	877-09-8	91 %	49 - 133	1	11/18/08	16:38
11) Tetrachloro-m-xylene	877-09-8	86 %	49 - 133	1	11/18/08	16:38

Analytical Summary Report

Client Name:	Tetra Tech NUS	Sample Matrix:	SOIL
Client Sample ID:	SB-544A-SS0-0.5	Lab Sample ID:	811081-011-021-1/2
Sample Date/Time:	11/11/2008 13:21	Percent Moisture:	12.4
Receipt Date/Time:	11/12/2008 10:26	Preparation Method:	SW3550
Prepared Date/Time:	11/17/2008 00:00	Analytical Method:	SW8082

#	Parameter	CAS	Reported Result	Q	Method Detection Limit	Reporting Limit	Dil Fact	Units	Analysis Date/Time	
1)	PCB-1016	12674-11-2	BQL	U	1.4	19	1	ug/kg	11/18/08	17:10
2)	PCB-1221	11104-28-2	BQL	U	2.7	19	1	ug/kg	11/18/08	17:10
3)	PCB-1232	11141-16-5	BQL	U	3.5	19	1	ug/kg	11/18/08	17:10
4)	PCB-1242	53469-21-9	BQL	U	0.8	19	1	ug/kg	11/18/08	17:10
5)	PCB-1248	12672-29-6	BQL	U	0.91	19	1	ug/kg	11/18/08	17:10
6)	PCB-1254	11097-69-1	BQL	U	1.8	19	1	ug/kg	11/18/08	17:10
7)	**PCB-1260**	**11096-82-5**	**190**		**1.5**	**19**	**1**	**ug/kg**	**11/18/08**	**17:10**

#	Surrogate Parameter	CAS	Percent Recovery	Control Limits	Dil Fact	Analysis Date/Time	
8)	Decachlorobiphenyl	2051-24-3	81 %	30 - 144	1	11/18/08	17:10
9)	Decachlorobiphenyl	2051-24-3	69 %	30 - 144	1	11/18/08	17:10
10)	Tetrachloro-m-xylene	877-09-8	95 %	49 - 133	1	11/18/08	17:10
11)	Tetrachloro-m-xylene	877-09-8	87 %	49 - 133	1	11/18/08	17:10

Client Name:	Tetra Tech NUS	Sample Matrix:	SOIL
Client Sample ID:	SB-544A-SS0.5-1	Lab Sample ID:	811081-012-023-1/2
Sample Date/Time:	11/11/2008 13:25	Percent Moisture:	15.84
Receipt Date/Time:	11/12/2008 10:26	Preparation Method:	SW3550
Prepared Date/Time:	11/17/2008 00:00	Analytical Method:	SW8082

#	Parameter	CAS	Reported Result	Q	Method Detection Limit	Reporting Limit	Dil Fact	Units	Analysis Date/Time	
1)	PCB-1016	12674-11-2	BQL	U	1.4	20	1	ug/kg	11/18/08	17:42
2)	PCB-1221	11104-28-2	BQL	U	2.8	20	1	ug/kg	11/18/08	17:42
3)	PCB-1232	11141-16-5	BQL	U	3.7	20	1	ug/kg	11/18/08	17:42
4)	PCB-1242	53469-21-9	BQL	U	0.83	20	1	ug/kg	11/18/08	17:42
5)	PCB-1248	12672-29-6	BQL	U	0.95	20	1	ug/kg	11/18/08	17:42
6)	PCB-1254	11097-69-1	BQL	U	1.9	20	1	ug/kg	11/18/08	17:42
7)	**PCB-1260**	**11096-82-5**	**23**		**1.5**	**20**	**1**	**ug/kg**	**11/18/08**	**17:42**

#	Surrogate Parameter	CAS	Percent Recovery	Control Limits	Dil Fact	Analysis Date/Time	
8)	Decachlorobiphenyl	2051-24-3	73 %	30 - 144	1	11/18/08	17:42
9)	Decachlorobiphenyl	2051-24-3	83 %	30 - 144	1	11/18/08	17:42
10)	Tetrachloro-m-xylene	877-09-8	84 %	49 - 133	1	11/18/08	17:42
11)	Tetrachloro-m-xylene	877-09-8	92 %	49 - 133	1	11/18/08	17:42

Analytical Summary Report

Client Name:	Tetra Tech NUS	Sample Matrix:	SOIL
Client Sample ID:	SB-561A-6	Lab Sample ID:	811081-004-007-1/2
Sample Date/Time:	11/11/2008 15:25	Percent Moisture:	12.91
Receipt Date/Time:	11/12/2008 10:26	Preparation Method:	SW3550
Prepared Date/Time:	11/17/2008 00:00	Analytical Method:	SW8082

#	Parameter	CAS	Reported Result	Q	Method Detection Limit	Reporting Limit	Dil Fact	Units	Analysis Date/Time	
1)	PCB-1016	12674-11-2	BQL	U	1.4	19	1	ug/kg	11/18/08	00:53
2)	PCB-1221	11104-28-2	BQL	U	2.7	19	1	ug/kg	11/18/08	00:53
3)	PCB-1232	11141-16-5	BQL	U	3.6	19	1	ug/kg	11/18/08	00:53
4)	PCB-1242	53469-21-9	BQL	U	0.8	19	1	ug/kg	11/18/08	00:53
5)	PCB-1248	12672-29-6	BQL	U	0.92	19	1	ug/kg	11/18/08	00:53
6)	PCB-1254	11097-69-1	BQL	U	1.8	19	1	ug/kg	11/18/08	00:53
7)	PCB-1260	11096-82-5	BQL	U	1.5	19	1	ug/kg	11/18/08	00:53

#	Surrogate Parameter	CAS	Percent Recovery	Control Limits	Dil Fact	Analysis Date/Time	
8)	Decachlorobiphenyl	2051-24-3	73 %	30 - 144	1	11/18/08	00:53
9)	Decachlorobiphenyl	2051-24-3	61 %	30 - 144	1	11/18/08	00:53
10)	Tetrachloro-m-xylene	877-09-8	87 %	49 - 133	1	11/18/08	00:53
11)	Tetrachloro-m-xylene	877-09-8	79 %	49 - 133	1	11/18/08	00:53

Analytical Summary Report

Client Name:	Tetra Tech NUS	Sample Matrix:	SOIL
Client Sample ID:	SB-561A-8	Lab Sample ID:	811081-005-009-1/2
Sample Date/Time:	11/11/2008 15:30	Percent Moisture:	12.11
Receipt Date/Time:	11/12/2008 10:26	Preparation Method:	SW3550
Prepared Date/Time:	11/17/2008 00:00	Analytical Method:	SW8082

#	Parameter	CAS	Reported Result	Q	Method Detection Limit	Reporting Limit	Dil Fact	Units	Analysis Date/Time	
1)	PCB-1016	12674-11-2	BQL	U	1.4	19	1	ug/kg	11/18/08	13:25
2)	PCB-1221	11104-28-2	BQL	U	2.6	19	1	ug/kg	11/18/08	13:25
3)	PCB-1232	11141-16-5	BQL	U	3.5	19	1	ug/kg	11/18/08	13:25
4)	PCB-1242	53469-21-9	BQL	U	0.8	19	1	ug/kg	11/18/08	13:25
5)	PCB-1248	12672-29-6	BQL	U	0.91	19	1	ug/kg	11/18/08	13:25
6)	PCB-1254	11097-69-1	BQL	U	1.8	19	1	ug/kg	11/18/08	13:25
7)	PCB-1260	11096-82-5	BQL	U	1.5	19	1	ug/kg	11/18/08	13:25

#	Surrogate Parameter	CAS	Percent Recovery	Control Limits	Dil Fact	Analysis Date/Time	
8)	Decachlorobiphenyl	2051-24-3	62 %	30 - 144	1	11/18/08	13:25
9)	Decachlorobiphenyl	2051-24-3	74 %	30 - 144	1	11/18/08	13:25
10)	Tetrachloro-m-xylene	877-09-8	82 %	49 - 133	1	11/18/08	13:25
11)	Tetrachloro-m-xylene	877-09-8	90 %	49 - 133	1	11/18/08	13:25

Analytical Summary Report

Client Name:	Tetra Tech NUS	Sample Matrix:	SOIL
Client Sample ID:	SB-541A-SS[SJ]	Lab Sample ID:	811081-016-031-1/2
Sample Date/Time:	11/11/2008 14:45	Percent Moisture:	6.11
Receipt Date/Time:	11/12/2008 10:26	Preparation Method:	NA
Prepared Date/Time:		Analytical Method:	CLP_SOLIDS

#	Parameter	CAS	Reported Result	Q	Method Detection Limit	Reporting Limit	Dil Fact	Units	Analysis Date/Time	
1)	**Percent Solids**	**10-02-6**	**94**		**1**	**1.0**	**1**	**%**	**11/14/08**	**11:35**

Analytical Summary Report

Client Name:	Tetra Tech NUS	Sample Matrix:	SOIL
Client Sample ID:	SB-541A-SS0-0.5	Lab Sample ID:	811081-017-033-1/2
Sample Date/Time:	11/11/2008 14:02	Percent Moisture:	21.2
Receipt Date/Time:	11/12/2008 10:26	Preparation Method:	NA
Prepared Date/Time:		Analytical Method:	CLP_SOLIDS

#	Parameter	CAS	Reported Result	Q	Method Detection Limit	Reporting Limit	Dil Fact	Units	Analysis Date/Time	
1)	**Percent Solids**	**10-02-6**	**79**		**1**	**1.0**	**1**	**%**	**11/14/08**	**11:35**

Analytical Summary Report

Client Name:	Tetra Tech NUS	Sample Matrix:	SOIL
Client Sample ID:	SB-541A-SS0.5-1	Lab Sample ID:	811081-018-035-1/2
Sample Date/Time:	11/11/2008 14:03	Percent Moisture:	20.92
Receipt Date/Time:	11/12/2008 10:26	Preparation Method:	NA
Prepared Date/Time:		Analytical Method:	CLP_SOLIDS

#	Parameter	CAS	Reported Result	Q	Method Detection Limit	Reporting Limit	Dil Fact	Units	Analysis Date/Time	
1)	**Percent Solids**	**10-02-6**	**79**		**1**	**1.0**	**1**	**%**	**11/14/08**	**11:35**

Analytical Summary Report

Client Name:	Tetra Tech NUS	Sample Matrix:	SOIL
Client Sample ID:	SB-544A-SS[SJ]	Lab Sample ID:	811081-010-019-1/2
Sample Date/Time:	11/11/2008 13:20	Percent Moisture:	4.7
Receipt Date/Time:	11/12/2008 10:26	Preparation Method:	NA
Prepared Date/Time:		Analytical Method:	CLP_SOLIDS

#	Parameter	CAS	Reported Result	Q	Method Detection Limit	Reporting Limit	Dil Fact	Units	Analysis Date/Time	
1)	**Percent Solids**	**10-02-6**	**95**		**1**	**1.0**	**1**	**%**	**11/14/08**	**11:35**

Analytical Summary Report

Client Name:	Tetra Tech NUS	Sample Matrix:	SOIL
Client Sample ID:	SB-544A-SS0-0.5	Lab Sample ID:	811081-011-021-1/2
Sample Date/Time:	11/11/2008 13:21	Percent Moisture:	12.4
Receipt Date/Time:	11/12/2008 10:26	Preparation Method:	NA
Prepared Date/Time:		Analytical Method:	CLP_SOLIDS

#	Parameter	CAS	Reported Result	Q	Method Detection Limit	Reporting Limit	Dil Fact	Units	Analysis Date/Time	
1)	**Percent Solids**	**10-02-6**	**88**		**1**	**1.0**	**1**	**%**	**11/14/08**	**11:35**

Analytical Summary Report

Client Name:	Tetra Tech NUS	Sample Matrix:	SOIL
Client Sample ID:	SB-544A-SS0.5-1	Lab Sample ID:	811081-012-023-1/2
Sample Date/Time:	11/11/2008 13:25	Percent Moisture:	15.84
Receipt Date/Time:	11/12/2008 10:26	Preparation Method:	NA
Prepared Date/Time:		Analytical Method:	CLP_SOLIDS

#	Parameter	CAS	Reported Result	Q	Method Detection Limit	Reporting Limit	Dil Fact	Units	Analysis Date/Time	
1)	**Percent Solids**	**10-02-6**	**84**		**1**	**1.0**	**1**	**%**	**11/14/08**	**11:35**

Analytical Summary Report

Client Name:	Tetra Tech NUS	Sample Matrix:	SOIL
Client Sample ID:	SB-561A-6	Lab Sample ID:	811081-004-007-1/2
Sample Date/Time:	11/11/2008 15:25	Percent Moisture:	12.91
Receipt Date/Time:	11/12/2008 10:26	Preparation Method:	NA
Prepared Date/Time:		Analytical Method:	CLP_SOLIDS

#	Parameter	CAS	Reported Result	Q	Method Detection Limit	Reporting Limit	Dil Fact	Units	Analysis Date/Time
1)	**Percent Solids**	**10-02-6**	**87**		**1**	**1.0**	**1**	**%**	**11/14/08 11:35**

Analytical Summary Report

Client Name:	Tetra Tech NUS	Sample Matrix:	SOIL
Client Sample ID:	SB-561A-8	Lab Sample ID:	811081-005-009-1/2
Sample Date/Time:	11/11/2008 15:30	Percent Moisture:	12.11
Receipt Date/Time:	11/12/2008 10:26	Preparation Method:	NA
Prepared Date/Time:		Analytical Method:	CLP_SOLIDS

#	Parameter	CAS	Reported Result	Q	Method Detection Limit	Reporting Limit	Dil Fact	Units	Analysis Date/Time	
1)	**Percent Solids**	**10-02-6**	**88**		**1**	**1.0**	**1**	**%**	**11/14/08**	**11:35**

Appendix C

Support Documentation

HOLDTIME

SDG 811081

SORT	UNITS	NSAMPLE	LAB_ID	QC_TYPE	SAMP_DATE	EXTR_DATE	ANAL_DATE	SMP_EXTR	EXTR_ANL	SMP_ANL
PCS	%	SB-541A-SS[SJ]	811081-016	NM	11/11/2008	12/30/1899	11/14/2008	-45104	39766	3
PCS	%	SB-561A-6	811081-004	NM	11/11/2008	12/30/1899	11/14/2008	-45104	39766	3
PCS	%	SB-544A-SS0-0.5	811081-011	NM	11/11/2008	12/30/1899	11/14/2008	-45104	39766	3
PCS	%	SB-544A-SS0.5-1	811081-012	NM	11/11/2008	12/30/1899	11/14/2008	-45104	39766	3
PCS	%	SB-544A-SS[SJ]	811081-010	NM	11/11/2008	12/30/1899	11/14/2008	-45104	39766	3
PCS	%	SB-541A-SS0-0.5	811081-017	NM	11/11/2008	12/30/1899	11/14/2008	-45104	39766	3
PCS	%	SB-541A-SS0.5-1	811081-018	NM	11/11/2008	12/30/1899	11/14/2008	-45104	39766	3
PCS	%	SB-561A-8	811081-005	NM	11/11/2008	12/30/1899	11/14/2008	-45104	39766	3
PCB	%	SB-561A-6	811081-004	NM	11/11/2008	12/30/1899	11/18/2008	-45104	39770	7
PCB	%	SB-544A-SS0-0.5	811081-011	NM	11/11/2008	12/30/1899	11/18/2008	-45104	39770	7
PCB	%	SB-541A-SS[SJ]	811081-016	NM	11/11/2008	12/30/1899	11/20/2008	-45104	39772	9
PCB	%	SB-544A-SS0.5-1	811081-012	NM	11/11/2008	12/30/1899	11/18/2008	-45104	39770	7
PCB	%	SB-544A-SS[SJ]	811081-010	NM	11/11/2008	12/30/1899	11/18/2008	-45104	39770	7
PCB	%	SB-561A-8	811081-005	NM	11/11/2008	12/30/1899	11/18/2008	-45104	39770	7
PCB	%	SB-541A-SS0.5-1	811081-018	NM	11/11/2008	12/30/1899	11/18/2008	-45104	39770	7

SORT	UNITS	NSAMPLE	LAB_ID	QC_TYPE	SAMP_DATE	EXTR_DATE	ANAL_DATE	SMP_EXTR	EXTR_ANL	SMP_ANL
PCB	%	SB-541A-SS0-0.5	811081-017	NM	11/11/2008	12/30/1899	11/18/2008	-4E+04	39770	7
PCB	UG/KG	SB-544A-SS0.5-1	811081-012	NM	11/11/2008	12/30/1899	11/18/2008	-4E+04	39770	7
PCB	UG/KG	SB-541A-SS[SJ]	811081-016	NM	11/11/2008	12/30/1899	11/20/2008	-4E+04	39772	9
PCB	UG/KG	SB-541A-SS0.5-1	811081-018	NM	11/11/2008	12/30/1899	11/18/2008	-4E+04	39770	7
PCB	UG/KG	SB-544A-SS[SJ]	811081-010	NM	11/11/2008	12/30/1899	11/18/2008	-4E+04	39770	7
PCB	UG/KG	SB-544A-SS0-0.5	811081-011	NM	11/11/2008	12/30/1899	11/18/2008	-4E+04	39770	7
PCB	UG/KG	SB-561A-6	811081-004	NM	11/11/2008	12/30/1899	11/18/2008	-4E+04	39770	7
PCB	UG/KG	SB-561A-8	811081-005	NM	11/11/2008	12/30/1899	11/18/2008	-4E+04	39770	7
PCB	UG/KG	SB-541A-SS0-0.5	811081-017	NM	11/11/2008	12/30/1899	11/18/2008	-4E+04	39770	7

GPL LABORATORIES, L.L.P

7979 103 Corporate Court
Frederick, MD 21703
(301) 694-5310
Fax (301) 620-0731

| | | |

GPL Laboratories, LLLP

Chain of Custody

Tetra Tech NUS

SDG: 811081

GPL LABORATORIES, LLLP

7210A Corporate Court
Frederick, MD 21703
(301) 694-5310
Fax (301) 620-0731

Contract #/Billing Reference: 112K01835

of Pgs.

Project: Block E-Soil Characterization-Phase II
Client: TT NUS
Send Results To: Dev Murali
Address: 20251 Century Blvd. Suite 200
Germantown, MD 20874
Phone: (301) 528-3063

Turnaround Time: 5-Days
# of Containers: 12
Container Type: 4oz
Preservative Used: —
Type of Analysis: PCB

Sample ID#	Date Sampled	Time Sampled	Sample Matrix	Sampler's Initials	PCB									Lab Cooler No.	CLIENT COMMENTS
SB-561A-6	11/11/08	1525	Soil	DLM	2										
SB-561A-8	↓	1530	↓	↓	2										
SB-561A-10		1535			2										Analyze only if 8 is >1ppm
SB-561A-12		1540			2										Analyze only if 10 is >1ppm
SB-561A-14		1545			2										Analyze only if 12 is >1ppm
SB-561A-16	↓	1550	↓	↓	2										Analyze only if 14 is >1ppm

Relinquished By:	Date/Time	Received By:	Relinquished By:	Received for Laboratory By:	Date/Time
[signature]	11/11/08 16:26	[signature]		[signature]	11/11/08 18:30
Relinquished By:	Date/Time	Received By:	Date/Time / Shipper:	Airbill No.:	
Relinquished By:	Date/Time	Received By:	Lab Comments:	Temp: 4°	

G.P. W.O. 811081

Chain of Custody

Tetra Tech NUS

SDG: 811081

GPL LABORATORIES, LLLP

Project: Block E Soil Characterization-Phase II
Client: TT NUS
Send Results To: Dev Murali
Address: 10251 Centrum Blvd Suite 300
Germantown, MD 20874
Phone: (301) 528-3643

Turnaround Time: 5 Days
# of Containers: 34
Container Type: 4oz
Preservative Used: —
Type of Analysis: PCB

Quotation #/Billing Reference: 11816.08.35

2210A Corporate Court
Frederick, MD 21701
(301) 694-5310
Fax (301) 620-0731

of Pgs.

Lab Cooler No.

Sample I.D.	Date Sampled	Time Sampled	Sample Matrix	Sampler's Initials	# of Containers	CLIENT COMMENTS
SB-5W4A-3583	11/10/08	1350	Soil	DMM	3	
SB-5W4A-3584	11	1331			2	
SB-5W4A-3585		1325			2	
SB-5W4A-3		1320			2	Analyze only for 8151 15.51 mins
SB-5W4A-3		1335			2	Analyze only for 8151
SB-5W4A-4		1324			2	Analyze only for 8151 21 days
SB-5W4A-3587		1445			2	
SB-5W4A-3588		1428			3	
SB-5W4A-3589		1403			2	
SB-5W4A-3		1414			2	Analyze only for 8151 15.51 mins
SB-5W4A-3		1405			2	Analyze only for 8151
SB-5W4A-4		1406			2	Analyze only for 8151

Relinquished By: — Date/Time: 11/11/08 1600 — Received By: — Relinquished By: — Date/Time: — Received By: — Relinquished By: — Date/Time: — Shipper: — Airbill No.: — Received for Laboratory By: — Date/Time: 11/11/08 1830

Relinquished By: — Date/Time: — Received By: — Lab Comments: — Temp: 4.0

G.P. W.O. 811081

The Case Narrative, Chain of Custody, Sample Receipt Checklist, and the cover page of the Sample Analysis Report, are integral parts of GPL Laboratories' report package. If you did not receive all of these documents, please contact GPL immediately.

Sample Receipt

Twenty soil samples were received on 11/12/2008. The samples were delivered by GPL courier. Sample receipt conditions and temperatures are documented on the Sample Receipt checklist.

Based on the chain-of-custody, all twenty samples were extracted but only eight were analyzed.

Sample Analysis

Samples were prepared and analyzed by GPL using the analytical methodologies indicated on the Sample Analysis Summary Report. In some chromatographic analyses, manual integration is used instead of automated integration because it produces more accurate results. All manual integrations are denoted on the sample quantitation report. Analysis results and limits for soil are reported on a dry weight basis unless otherwise specified on the report.

PCBs

Twenty soil samples were extracted and eight of the twenty were analyzed for PCB compounds using EPA SW846 method 8082. All extraction and analysis holding times were met.
All surrogate spike recoveries were within QC limits except matrix spike duplicate sample showed very low Decachlorbiphenyl and Tetrachloro-m-xylene recoveries in both columns. Since recoveries were within the QC limits for the matrix spike sample and the background sample, no reanalysis was done.

Sample SB-541A-SS[SJ] was analyzed at 1:5 times dilution due to the presence of analytes above the calibration limits. The modified sample IDs is SB-543A-SS[SJ]DL.

Matrix spike analysis was performed on sample SB-568A-12. All spike recoveries were within the QC limits. One, out of two RPD was above the QC limits.
A laboratory control sample was extracted and analyzed along with the batch. All recoveries were within QC limits.

Reviewed By,
Project Manager

Approved By,
Laboratory Director

GPL Laboratories, LLLP

SAMPLE RECEIPT CHECKLIST

W.O. No: 811081

Client Name: Tetra tech

Date Received: 11/11/08

Time Received: 18:30

Received By: Tony

Carrier Name: GPL Courier

Prepared (Logged In) By: WS / 11/12/08

Project: ____

Site: ____

VOA Holding Blank ID No: ____

	YES	NO
Airbill/Manifest Present?		✓
No: N/A		
Shipping Container in Good Condition?	✓	
Custody Seals Present on Shipping Container?	✓	
Condition: Good ✓ Broken ____		
Chain of Custody Present?	✓	
Chain of Custody Agrees with Sample Labels?	✓	
Chain of Custody Signed?	✓	
Packing Present in Shipping Container?	✓	
Type of Packing: Bubble wrap		
Custody Seals on Sample Bottles?	✓	
Condition: Good ✓ Broken ____		
Total Number of Sample Bottles: 40	✓	
Total Number of Samples: 20	✓	
Samples Intact?	✓	
Sufficient Sample Volume for Indicated Test?	✓	

	YES	NO
Trip Blanks Received?		✓
No. of Sets ____		
VOA Vials Have Zero Headspace?		✓
Preservatives Added to Sample?		✓
pH Check Required?		✓
Performed By: ____		
Ice Present In Shipping Container?	✓	

Container #	Temperature
1	40
	WS

Project Manager Contacted?

Name: Garth

Date Contacted: 11/12/08

Any NO response must be detailed in the comments section below. If items are not applicable to particular samples or contracts, they should be marked N/A.

COMMENTS: ____

Checklist Completed By: [signature]

Date: 11/12/08

Sample Summary Report

Tetra Tech NUS

Work Order: 811081

Client Sample ID	Lab Sample ID	Analytical Method	Matrix	Date Sampled	Date Recieved
SB-541A-SS0-0.5	811081-017-033-1/2	SW8082	SOIL	11/11/2008	11/12/2008
	811081-017-033-1/2	CLP_SOLIDS			
SB-541A-SS0.5-1	811081-018-035-1/2	SW8082	SOIL	11/11/2008	11/12/2008
	811081-018-035-1/2	CLP_SOLIDS			
SB-541A-SS[SJ]	811081-016-031-1/2	CLP_SOLIDS	SOIL	11/11/2008	11/12/2008
SB-541A-SS[SJ]DL	811081-016-031-1/2DL	SW8082	SOIL	11/11/2008	11/12/2008
SB-544A-SS0-0.5	811081-011-021-1/2	SW8082	SOIL	11/11/2008	11/12/2008
	811081-011-021-1/2	CLP_SOLIDS			
SB-544A-SS0.5-1	811081-012-023-1/2	SW8082	SOIL	11/11/2008	11/12/2008
	811081-012-023-1/2	CLP_SOLIDS			
SB-544A-SS[SJ]	811081-010-019-1/2	SW8082	SOIL	11/11/2008	11/12/2008
	811081-010-019-1/2	CLP_SOLIDS			
SB-561A-6	811081-004-007-1/2	SW8082	SOIL	11/11/2008	11/12/2008
	811081-004-007-1/2	CLP_SOLIDS			
SB-561A-8	811081-005-009-1/2	SW8082	SOIL	11/11/2008	11/12/2008
	811081-005-009-1/2	CLP_SOLIDS			

Surrogate Recovery Summary

SDG No : 811081

Matrix : SOIL **Analytical Method : SW8082**

Surrogate	CL10BZ2	XYL2456CLM
Lower QC Limits	30	49
Upper QC Limits	144	133
Sample ID		
BKS106716	77	88
	61	81
BLK106716	63	65
	74	76
SB-541A-2	60	73
	53	65
SB-541A-3	74	87
	66	79
SB-541A-SS0-0.5	53	69
	60	77
SB-541A-SS0.5-1	64	75
	57	68
SB-541A-SS[SJ]DL	83	92
	79	77
SB-544A-2	81	95
	72	88
SB-544A-3	90	91
	84	83
SB-544A-4	73	86
	65	80
SB-544A-SS0-0.5	81	95
	69	87
SB-544A-SS0.5-1	73	84
	83	92
SB-544A-SS[SJ]	74	91
	67	86
SB-561A-10	74	93
	62	83
SB-561A-12	69	77
	59	67

* Value outside of QC Limts

CL10BZ2 = Decachlorobiphenyl XYL2456CLM = Tetrachloro-m-xylene

Surrogate Recovery Summary

SDG No : 811081

Matrix : SOIL **Analytical Method : SW8082**

Surrogate	CL10BZ2	XYL2456CLM
Lower QC Limits	30	49
Upper QC Limits	144	133
Sample ID		
SB-561A-14	65	75
	75	83
SB-561A-16	84	90
	67	86
SB-561A-6	73	87
	61	79
SB-561A-8	62	82
	74	90
SB-568A-12	64	60
	63	70
SB-568A-12MS	46	59
	60	67
SB-568A-12MSD	1 *	1 *
	1 *	2 *
SB-568A-14	67	78
	54	69
SB-568A-16	93	94
	87	87

* Value outside of QC Limts

CL10BZ2 = Decachlorobiphenyl XYL2456CLM = Tetrachloro-m-xylene

GPL Laboratories

MS/MSD RECOVERY

SAMPLE NO
SB-568A-12MSD

Lab Name : GPL Laboratories SDG NO : 811081 Method : SW8082

Lab Code : GPL Lab Sample ID : 811081-001-001-1/2MSD Matrix : SOIL Analysis Date : 11/18/2008

Compound	Spike Added (ug/kg)		CONCENTRATION (ug/kg)			%RECOVERY		% RPD	RPD Limit	QC Limits
	MS	MSD	Sample	MS	MSD	MS	MSD			
PCB-1016	200	200	0.0	160	190	82	94	14	20	40-140
PCB-1260	200	200	0.0	170	220	83	111	29 *	15	60-130

5 of 81

Column to be used to flag recovery and RPD Values with an asterisk.

* Values Outside of QC Limits.

RPD 1 Out of 2 Outside Limit
Spike Recovery : 0 Out of 4 outside limit

GPL Laboratories

LCS SUMMARY

SAMPLE NO
BKS106716

Lab Name : GPL Laboratories
Lab Code : GPL
Matrix : SOIL
Method : SW8082

Contract. : Block E Soil Characterization - Phase II
SDG NO : 811081
Lab Sample ID : BKS106716
Analysis Date : 11/18/2008

COMPOUND	SPIKE ADDED (ug/kg)	BLANK CONCENTRATION (ug/kg)	LCS CONCENTRATION (ug/kg)	LCS % REC	QC LIMTS
PCB-1016	170	0	140	86	40-140
PCB-1260	170	0	160	97	60-130

* Values Outside of QC Limits.

Spike recovery : 0 out of 2 outside limits

GPL Laboratories

GPL
FORM 4
PESTICIDE METHOD BLANK SUMMARY

SAMPLE NO
BLK106716

Lab Name : GPL Laboratories
Client. : Tetra Tech NUS
Lab Code : GPL
SAS NO. : 106716
Lab File ID : U0317204.D
SDG NO : 811081
Date Extracted : 11/17/2008
Lab Sample ID : BLK106716
Date Analyzed(1) 11/18/2008
Time Analyzed (1): 09:02
Date Analyzed (2) 11/18/2008
Time Analyzed(2) 09:02
GC Column(1) RTx-CLP ID : _____ (mm)
GC Column(2) : RTx-CLP2 ID : _____ (mm)
Matrix :(Soil/Water). SOIL
Extraction: SepF / Cont / Sonc
Sulfur Cleanup:(Y/N). _____

THIS METHOD BLANK APPLIES TO THE FOLLOWING SAMPLES,MS AND MSD :

Client Sample ID	Lab Sample ID	Date Analyzed 1	Date Analyzed 2
BKS106716	BKS106716	11/18/2008	11/18/2008
SB-568A-12	811081-001-001-1/2	11/18/2008	11/18/2008
SB-568A-12MS	811081-001-001-1/2MS	11/18/2008	11/18/2008
SB-568A-12MSD	811081-001-001-1/2MSD	11/18/2008	11/18/2008
SB-568A-14	811081-002-003-1/2	11/18/2008	11/18/2008
SB-568A-16	811081-003-005-1/2	11/18/2008	11/18/2008
SB-561A-6	811081-004-007-1/2	11/18/2008	11/18/2008
SB-561A-8	811081-005-009-1/2	11/18/2008	11/18/2008
SB-561A-10	811081-006-011-1/2	11/18/2008	11/18/2008
SB-561A-12	811081-007-013-1/2	11/18/2008	11/18/2008
SB-561A-14	811081-008-015-1/2	11/18/2008	11/18/2008
SB-561A-16	811081-009-017-1/2	11/18/2008	11/18/2008
SB-544A-SS[SJ]	811081-010-019-1/2	11/18/2008	11/18/2008
SB-544A-SS0-0.5	811081-011-021-1/2	11/18/2008	11/18/2008
SB-544A-SS0.5-1	811081-012-023-1/2	11/18/2008	11/18/2008
SB-544A-2	811081-013-025-1/2	11/18/2008	11/18/2008
SB-544A-4	811081-015-029-1/2	11/18/2008	11/18/2008
SB-541A-SS0-0.5	811081-017-033-1/2	11/18/2008	11/18/2008
SB-541A-SS0.5-1	811081-018-035-1/2	11/18/2008	11/18/2008
SB-541A-2	811081-019-037-1/2	11/18/2008	11/18/2008
SB-541A-3	811081-020-039-1/2	11/18/2008	11/18/2008
SB-544A-3	811081-014-027-1/2	11/19/2008	11/19/2008
SB-541A-SS[SJ]DL	811081-016-031-1/2	11/20/2008	11/20/2008

GPL Laboratories

GPL
FORM 1
ANALYSIS DATA SHEET

SAMPLE NO
BLK106716

Lab Name :	GPL Laboratories	Client. :	Tetra Tech NUS
Lab Code :	GPL	SAS NO. :	
Case No. :		SDG NO :	811081
Matrix : (Soil / Water)	SOIL	Lab Sample ID :	BLK106716
Sample Volume :	30	Lab File ID :	U0317204.D
% Moisture:		Date Received	
Extraction:	SW3550	Date Extracted:	11/17/2008
Extract Volume:	10 mL	Date Analyzed	11/18/2008
Injection Volume :	1 µ L	Dilution Factor :	1
GPC Clean up (Y/N):	pH:		

Concentration Units (ug/L or ug/kg dry weight) : ug/kg

CAS NO	COMPOUND		Q
12674-11-2	PCB-1016	17	U
11104-28-2	PCB-1221	17	U
11141-16-5	PCB-1232	17	U
53469-21-9	PCB-1242	17	U
12672-29-6	PCB-1248	17	U
11097-69-1	PCB-1254	17	U
11096-82-5	PCB-1260	17	U

Quantitation Report (QT Reviewed)

Data File : H:\GCDATA\U\111808\U0317204.D\ECD1A.CH Vial: 2
Acq On : 11-18-08 09:02:47 Operator: RP
Sample : BLK106716 Inst : Instrumen
Misc : BLK,S Multiplr: 1.00
IntFile : autoint1.e

Data File : H:\GCDATA\U\111808\U0317204.D\ECD2B.CH Vial: 2
Acq On : 11-18-08 09:02:47 Operator: RP
Sample : BLK Inst : Instrumen
Misc : BLK,S Multiplr: 1.00
IntFile : autoint2.e
Quant Time: Nov 19 11:36 2008 Quant Results File: 080408AU.RES

Quant Method : H:\GCDATA\METHODS\U_ICAL\080408AU.M (Chemstation Integrator)
Title : 8082_PCB_Method / 608_PCB
Last Update : Wed Oct 29 12:14:54 2008
Response via : Initial Calibration
DataAcq Meth : PEST32UT.M

Volume Inj. : 1.0uL
Signal #1 Phase : RTx-CLP Signal #2 Phase: RTx-CLP2
Signal #1 Info : 0.32 Signal #2 Info : 0.32

Compound	RT#1	RT#2	Resp#1	Resp#2	PPB	PPB
System Monitoring Compounds						
1) S Tetrachloro-m-xy	7.43f	7.22f	161.9E6	302.0E6	15.146m	12.983m
Spiked Amount 20.000	Range 30 - 150		Recovery =		75.73%	64.92%
2) S Decachlorobiphen	24.01f	24.82f	210.0E6	363.1E6	14.782	12.560
Spiked Amount 20.000	Range 30 - 150		Recovery =		73.91%	62.80%
Target Compounds						
Sum AR1016			0	0	N.D.	N.D.
Average AR1016					0.000	0.000
Sum AR1221			0	0	N.D.	N.D.
Average AR1221					0.000	0.000
Sum AR1232			0	0	N.D.	N.D.
Average AR1232					0.000	0.000
Sum AR1242			0	0	N.D.	N.D.
Average AR1242					0.000	0.000
Sum AR1248			0	0	N.D.	N.D.
Average AR1248					0.000	0.000
Sum AR1254			0	0	N.D.	N.D.
Average AR1254					0.000	0.000
Sum AR1260			0	0	N.D.	N.D.
Average AR1260					0.000	0.000
Sum AR1268			0	0	N.D.	N.D.
Average AR1268					0.000	0.000
Sum AR1262			0	0	N.D.	N.D.
Average AR1262					0.000	0.000

(f)=RT Delta > 1/2 Window (#)=Amounts differ by > 25% (m)=manual int.

Response Factor Report Instrumen

Method : I:\GCDATA\METHODS\U_ICAL\080408AU.M (Chemstation Integrator)
Title : 8082_PCB_Method / 608_PCB
Last Update : Tue Aug 05 12:52:18 2008

Cal-

Calibration Files
P005 =U0316141.D P025 =U0316140.D P050 =U0316139.D
P075 =U0316138.D P100 =U0316137.D P001 =U0316142.D

	Compound	P005	P025	P050	P075	P100	P001	Avg		%RSD
1) S	Tetrachloro-m-xylen	0.901	1.085	1.090	1.231	1.129	0.977	1.069	E7	10.85
2) S	Decachlorobiphenyl	1.465	1.456	1.309	1.533	1.314	1.448	1.421	E7	6.33
3) L1	AR1016	4.687	4.814	4.084	4.897	3.813	4.611	4.484	E5	9.71
4) L1	AR1016 (2)	6.331	7.040	5.572	6.988	5.600	6.014	6.257	E5	10.39
5) L1	AR1016 (3)	3.759	3.910	3.798	4.080	3.548	3.650	3.791	E5	4.98
6) L1	AR1016 (4)	2.167	2.573	2.442	2.556	2.272	2.321	2.389	E5	6.81
7) L1	AR1016 (5)	3.018	2.960	2.810	3.145	2.729	3.203	2.978	E5	6.20
8) L2	AR1221	1.287	1.268	1.174	1.114	1.106	1.479	1.238	E5	11.33
9) L2	AR1221 (2)	5.494	6.425	5.413	4.816	4.775	5.147	5.345	E4	11.34
10) L2	AR1221 (3)	3.289	3.140	3.052	2.942	2.975	3.604	3.167	E5	7.83
11) L3	AR1232	8.065	7.087	8.024	7.761	7.085	7.864	7.648	E4	5.87
12) L3	AR1232 (2)	1.173	0.938	0.935	0.752	0.770	1.150	0.953	E5	18.89
13) L3	AR1232 (3)	1.025	0.969	0.948	1.014	0.926	0.974	0.976	E5	3.86
14) L3	AR1232 (4)	1.558	1.338	1.148	1.321	1.222	1.678	1.378	E5	14.66
15) L3	AR1232 (5)	6.326	6.807	7.000	6.779	6.606	5.658	6.529	E4	7.40
16) L4	AR1242	1.369	1.306	1.444	1.477	1.391	1.362	1.391	E5	4.41
17) L4	AR1242 (2)	4.777	4.486	4.696	4.198	4.180	4.633	4.495	E5	5.68
18) L4	AR1242 (3)	1.500	1.390	1.429	1.419	1.345	1.422	1.417	E5	3.60
19) L4	AR1242 (4)	1.515	1.450	1.453	1.396	1.479	1.520	1.469	E5	3.16
20) L4	AR1242 (5)	9.260	8.795	9.219	8.702	8.702	9.700	9.063	E4	4.42
21) L5	AR1248	3.144	2.910	2.666	2.757	2.547	3.372	2.899	E5	10.71
22) L5	AR1248 (2)	2.408	2.264	2.305	2.257	2.127	2.540	2.317	E5	6.12
23) L5	AR1248 (3)	2.492	2.342	2.425	2.379	2.318	2.614	2.428	E5	4.53
24) L5	AR1248 (4)	2.332	2.207	2.274	2.220	2.199	2.687	2.320	E5	8.05
25) L5	AR1248 (5)	1.722	1.793	1.677	1.733	1.769	2.019	1.785	E5	6.79
26) L6	AR1254	5.269	4.656	4.376	4.287	4.206	6.034	4.805	E5	14.90
27) L6	AR1254 (2)	8.256	7.810	7.004	7.027	7.002	8.146	7.541	E5	7.94
28) L6	AR1254 (3)	7.411	7.414	6.820	6.971	7.046	8.336	7.333	E5	7.46
29) L6	AR1254 (4)	8.094	8.201	7.580	7.782	7.643	9.130	8.071	E5	7.11
30) L6	AR1254 (5)	3.380	3.422	3.190	3.307	3.431	3.931	3.444	E5	7.40
31) L7	AR1260	7.619	7.224	6.598	7.342	6.333	8.278	7.232	E5	9.71
32) L7	AR1260 (2)	1.362	1.345	1.265	1.448	1.253	1.358	1.338	E6	5.35
33) L7	AR1260 (3)	1.057	1.032	1.027	1.128	0.935	1.083	1.043	E6	6.22
34) L7	AR1260 (4)	1.623	1.624	1.556	1.857	1.588	1.710	1.660	E6	6.60
35) L7	AR1260 (5)	7.137	7.667	7.071	8.780	7.567	7.184	7.568	E5	8.48
36) L8	AR1268			6.413				6.413	E5	0.00
37) L8	AR1268 (2)			7.422				7.422	E5	0.00
38) L8	AR1268 (3)			4.857				4.857	E5	0.00
39) L8	AR1268 (4)			5.451				5.451	E5	0.00
40) L8	AR1268 (5)			7.029				7.029	E5	0.00
41) L9	AR1262			1.125				1.125	E6	0.00
42) L9	AR1262(2)			6.360				6.360	E5	0.00
43) L9	AR1262(3)			1.162				1.162	E6	0.00
44) L9	AR1262(4)			1.209				1.209	E6	0.00
45) L9	AR1262(5)			8.809				8.809	E5	0.00

Signal #2 Calibration Files
P005 =U0316141.D P025 =U0316140.D P050 =U0316139.D
P075 =U0316138.D P100 =U0316137.D P001 =U0316142.D

	Compound	P005	P025	P050	P075	P100	P001	Avg		%RSD
1) S	Tetrachloro-m-xylen	1.905	2.143	2.436	2.930	2.653	1.889	2.326	E7	18.09
2) S	Decachlorobiphenyl	2.764	2.943	2.756	3.334	2.911	2.637	2.891	E7	8.44
3) L1	AR1016	1.208	1.168	1.100	1.187	1.047	1.250	1.160	E6	6.39
4) L1	AR1016 (2)	0.953	0.950	0.937	1.006	0.890	1.024	0.960	E6	5.05
5) L1	AR1016 (3)	5.157	5.535	5.632	6.237	5.571	5.379	5.585	E5	6.48
6) L1	AR1016 (4)	7.070	7.101	6.967	7.693	6.905	7.168	7.151	E5	3.95
7) L1	AR1016 (5)	6.331	6.570	6.802	7.511	6.893	6.665	6.795	E5	5.91

(#) = Out of Range
080408AU.M Tue Aug 05 12:52:30 2008 1

Response Factor Report Instrumen

Method : I:\GCDATA\METHODS\U_ICAL\080408AU.M (Chemstation Integrator)
Title : 8082_PCB_Method / 608_PCB
Last Update : Tue Aug 05 12:52:18 2008

Cal.

Calibration Files
P005 =U0316141.D P025 =U0316140.D P050 =U0316139.D
P075 =U0316138.D P100 =U0316137.D P001 =U0316142.D

	Compound	P005	P025	P050	P075	P100	P001	Avg		%RSD
8)	L2 AR1221	3.065	3.052	2.831	2.838	2.752	3.366	2.984	E5	7.57
9)	L2 AR1221 {2}	2.184	2.115	1.958	2.015	1.877	2.487	2.106	E5	10.28
10)	L2 AR1221 {3}	0.871	0.821	0.761	0.761	0.715	1.004	0.822	E6	12.67
11)	L3 AR1232	1.166	1.131	1.122	1.075	1.138	1.115	1.125	E5	2.67
12)	L3 AR1232 {2}	2.459	2.077	2.022	1.991	1.890	2.451	2.149	E5	11.42
13)	L3 AR1232 {3}	1.998	1.853	1.877	1.937	1.988	2.098	1.958	E5	4.57
14)	L3 AR1232 {4}	1.537	1.542	1.650	1.643	1.694	1.541	1.601	E5	4.33
15)	L3 AR1232 {5}	3.494	3.166	3.361	3.430	3.493	3.320	3.377	E5	3.70
16)	L4 AR1242	3.293	3.322	3.246	3.335	3.097	3.414	3.285	E5	3.26
17)	L4 AR1242 {2}	1.849	1.791	1.836	1.877	1.924	1.939	1.869	E6	2.98
18)	L4 AR1242 {3}	4.437	4.091	3.933	3.868	3.905	4.739	4.162	E5	8.45
19)	L4 AR1242 {4}	6.327	6.004	5.996	5.834	5.934	6.690	6.131	E5	5.22
20)	L4 AR1242 {5}	5.999	6.030	6.743	6.273	6.613	5.936	6.266	E5	5.45
21)	L5 AR1248	8.443	7.401	7.915	7.274	7.062	9.280	7.896	E5	10.66
22)	L5 AR1248 {2}	9.293	8.922	9.673	9.183	9.003	9.723	9.300	E5	3.61
23)	L5 AR1248 {3}	6.475	6.337	6.966	6.656	6.671	7.939	6.841	E5	8.45
24)	L5 AR1248 {4}	5.254	4.746	5.200	4.994	5.038	6.431	5.277	E5	11.24
25)	L5 AR1248 {5}	3.301	3.810	4.097	4.079	4.192	3.429	3.818	E5	9.83
26)	L6 AR1254	1.098	1.141	1.064	1.062	1.049	1.164	1.096	E6	4.30
27)	L6 AR1254 {2}	1.258	1.327	1.178	1.184	1.173	1.374	1.249	E6	6.90
28)	L6 AR1254 {3}	1.831	1.988	1.873	1.934	1.950	1.957	1.922	E6	3.05
29)	L6 AR1254 {4}	1.670	1.793	1.693	1.760	1.770	1.782	1.745	E6	2.90
30)	L6 AR1254 {5}	1.746	1.881	1.837	1.944	1.973	1.698	1.846	E6	5.88
31)	L7 AR1260	1.910	1.810	1.684	1.942	1.671	2.020	1.840	E6	7.75
32)	L7 AR1260 {2}	2.306	2.379	2.280	2.683	2.147	2.381	2.363	E6	7.56
33)	L7 AR1260 {3}	1.473	1.547	1.457	1.781	1.534	1.530	1.554	E6	7.54
34)	L7 AR1260 {4}	3.420	3.697	3.682	2.863	2.147	3.323	3.189	E6	18.62
35)	L7 AR1260 {5}	2.024	2.343	2.284	2.751	2.147	1.972	2.254	E6	12.54
36)	L8 AR1268			1.607				1.607	E6	0.00
37)	L8 AR1268 {2}			6.219				6.219	E5	0.00
38)	L8 AR1268 {3}			4.222				4.222	E6	0.00
39)	L8 AR1268 {4}			1.057				1.057	E6	0.00
40)	L8 AR1268 {5}			1.501				1.501	E6	0.00
41)	L9 AR1262#2			2.249				2.249	E6	0.00
42)	L9 AR1262{2}#2			3.547				3.547	E6	0.00
43)	L9 AR1262{3}#2			2.694				2.694	E6	0.00
44)	L9 AR1262{4}#2			4.094				4.094	E6	0.00
45)	L9 AR1262{5}#2			1.836				1.836	E6	0.00

(#) = Out of Range

Evaluate Continuing Calibration Report

Signal #1 : H:\GCDATA\U\111808\U0317203.D\ECD1A.CH Vial: 1
Signal #2 : H:\GCDATA\U\111808\U0317203.D\ECD2B.CH
Acq On : 11-18-08 08:26:45 Operator: RP
Sample : AR1660-3 Inst : Instrumen
Misc : 8082 STD Multiplr: 1.00
IntFile Signal #1: autoint1.e IntFile Signal #2: autoint2.e

Method : H:\GCDATA\METHODS\U_ICAL\080408AU.M (Chemstation Integrator)
Title : 8082_PCB_Method / 608_PCB
Last Update : Wed Oct 29 12:14:54 2008
Response via : Multiple Level Calibration

CCV

Min. RRF : 0.000 Min. Rel. Area : 50% Max. R.T. Dev 0.50min
Max. RRF Dev : 15% Max. Rel. Area : 150%

		Compound	AvgRF	CCRF		%Dev	Area%	Dev(min)
1	S	Tetrachloro-m-xylene	10.687	10.931	E6	-2.3	0#	-0.01
2	S	Decachlorobiphenyl	14.207	12.789	E6	10.0	0#	-0.02
3	L1	AR1016	448.402	405.213	E3	9.6	0#	-0.02
4	L1	AR1016 {2}	625.726	574.740	E3	8.1	0#	-0.02
5	L1	AR1016 {3}	379.079	365.763	E3	3.5	0#	-0.02
6	L1	AR1016 {4}	238.873	213.644	E3	10.6	0#	-0.02
7	L1	AR1016 {5}	297.773	284.244	E3	4.5	0#	-0.02
31	L7	AR1260	723.247	655.816	E3	9.3	0#	-0.03
32	L7	AR1260 {2}	1.338	1.260	E6	5.8	0#	-0.03
33	L7	AR1260 {3}	1.043	0.970	E6	7.0	0#	-0.02
34	L7	AR1260 {4}	1.660	1.577	E6	5.0	0#	-0.02
35	L7	AR1260 {5}	756.756	724.057	E3	4.3	0#	-0.02
		Signal #2						
1	S	Tetrachloro-m-xylene	23.259	21.841	E6	6.1	0#	-0.03
2	S	Decachlorobiphenyl	28.909	20.888	E6	27.7#	0#	-0.03
3	L1	AR1016	1.160	0.993	E6	14.4	0#	-0.04
4	L1	AR1016 {2}	960.037	811.567	E3	15.5#	0#	-0.03
5	L1	AR1016 {3}	558.518	449.535	E3	19.5#	0#	-0.03
6	L1	AR1016 {4}	715.065	604.505	E3	15.5#	0#	-0.03
7	L1	AR1016 {5}	679.519	539.703	E3	20.6#	0#	-0.03
31	L7	AR1260	1.840	1.475	E6	19.8#	0#	-0.04
32	L7	AR1260 {2}	2.363	2.077	E6	12.1	0#	-0.04
33	L7	AR1260 {3}	1.554	1.185	E6	23.7#	0#	-0.02
34	L7	AR1260 {4}	3.189	3.153	E6	1.1	0#	-0.02
35	L7	AR1260 {5}	2.254	1.840	E6	18.4#	0#	-0.02

AVG 17.1%

AVG 15.8%
OK

(#) = Out of Range SPCC's out = 0 CCC's out = 0
U0317203.D 080408AU.M Wed Nov 19 15:44:37 2008 7

Quantitation Report (QT Reviewed)

Signal #1 : H:\GCDATA\U\111808\U0317203.D\ECD1A.CH Vial: 1
Signal #2 : H:\GCDATA\U\111808\U0317203.D\ECD2B.CH
Acq On : 11-18-08 08:26:45 Operator: RP
Sample : AR1660-3 Inst : Instrumen
Misc : 8082 STD Multiplr: 1.00
IntFile Signal #1: autoint1.e IntFile Signal #2: autoint2.e
Quant Time: Nov 19 11:34 2008 Quant Results File: 080408AU.RES

Quant Method : H:\GCDATA\METHODS\U_ICAL\080408AU.M (Chemstation Integrator)
Title : 8082_PCB_Method / 608_PCB
Last Update : Wed Oct 29 12:14:54 2008
Response via : Initial Calibration
DataAcq Meth : PEST32UT.M

CCV

Volume Inj. : 1.0uL
Signal #1 Phase : RTx-CLP Signal #2 Phase: RTx-CLP2
Signal #1 Info : 0.32 Signal #2 Info : 0.32

Compound	RT#1	RT#2	Resp#1	Resp#2	PPB	PPB
System Monitoring Compounds						
1) S Tetrachloro-m-xy	7.44	7.21f	273.3E6	546.0E6	25.569m	23.475m
Spiked Amount 20.000	Range 30 - 150		Recovery =		127.85%	117.38%
2) S Decachlorobiphen	24.01	24.81f	319.7E6	522.2E6	22.505m	18.064m
Spiked Amount 20.000	Range 30 - 150		Recovery =		112.53%	90.32%
Target Compounds						
3) L1 AR1016	10.23	10.65f	202.6E6	496.7E6	451.841m	428.159m
4) L1 AR1016 {2}	11.97	12.66f	287.4E6	405.8E6	459.259m	422.675m
5) L1 AR1016 {3}	12.39	12.97f	182.9E6	224.8E6	482.437m	402.436m
6) L1 AR1016 {4}	12.59	13.98f	106.8E6	302.3E6	447.193m	422.692m
7) L1 AR1016 {5}	13.60	14.30f	142.1E6	269.9E6	477.284m	397.121m
Sum AR1016			921.8E6	1699.3E6	2318.013	2073.083
Average AR1016					463.603	414.617
Sum AR1221			0	0	N.D.	N.D.
Average AR1221					0.000	0.000
Sum AR1232			0	0	N.D.	N.D.
Average AR1232					0.000	0.000
Sum AR1242			0	0	N.D.	N.D.
Average AR1242					0.000	0.000
Sum AR1248			0	0	N.D.	N.D.
Average AR1248					0.000	0.000
Sum AR1254			0	0	N.D.	N.D.
Average AR1254					0.000	0.000
31) L7 AR1260	17.00f	17.55f	327.9E6	737.6E6	453.383	400.948m
32) L7 AR1260 {2}	17.92f	18.26f	630.2E6	1038.5E6	470.792	439.562m
33) L7 AR1260 {3}	18.93f	20.51f	484.9E6	592.5E6	464.693	381.306m
34) L7 AR1260 {4}	20.76	21.08	788.4E6	1576.6E6	474.980m	494.428m
35) L7 AR1260 {5}	21.40	21.88	362.0E6	919.8E6	478.396m	408.170m
Sum AR1260			2593.3E6	4865.0E6	2342.243	2124.414
Average AR1260					468.449	424.883
Sum AR1268			0	0	N.D.	N.D.
Average AR1268					0.000	0.000
Sum AR1262			0	0	N.D.	N.D.
Average AR1262					0.000	0.000

(f)=RT Delta > 1/2 Window (#)=Amounts differ by > 25% (m)=manual int.

Evaluate Continuing Calibration Report

Signal #1 : H:\GCDATA\U\111808\U0317214.D\ECD1A.CH Vial: 12
Signal #2 : H:\GCDATA\U\111808\U0317214.D\ECD2B.CH
Acq On : 11-18-08 14:29:59 Operator: RP
Sample : AR1660-3 Inst : Instrumen
Misc : 8082 STD Multiplr: 1.00
IntFile Signal #1: autoint1.e IntFile Signal #2: autoint2.e

Method : H:\GCDATA\METHODS\U_ICAL\080408AU.M (Chemstation Integrator)
Title : 8082_PCB_Method / 608_PCB
Last Update : Wed Oct 29 12:14:54 2008
Response via : Multiple Level Calibration

CCV

Min. RRF : 0.000 Min. Rel. Area : 50% Max. R.T. Dev 0.50min
Max. RRF Dev : 15% Max. Rel. Area : 150%

		Compound	AvgRF	CCRF		%Dev	Area%	Dev(min)
1	S	Tetrachloro-m-xylene	10.687	10.813	E6	-1.2	0#	-0.03
2	S	Decachlorobiphenyl	14.207	14.887	E6	-4.8	0#	-0.03
3	L1	AR1016	448.402	451.831	E3	-0.8	0#	-0.04
4	L1	AR1016 {2}	625.726	633.231	E3	-1.2	0#	-0.03
5	L1	AR1016 {3}	379.079	386.101	E3	-1.9	0#	-0.03
6	L1	AR1016 {4}	238.873	231.387	E3	3.1	0#	-0.03
7	L1	AR1016 {5}	297.773	298.803	E3	-0.3	0#	-0.03
31	L7	AR1260	723.247	697.159	E3	3.6	0#	-0.03
32	L7	AR1260 {2}	1.338	1.325	E6	1.0	0#	-0.03
33	L7	AR1260 {3}	1.043	1.015	E6	2.7	0#	-0.03
34	L7	AR1260 {4}	1.660	1.697	E6	-2.2	0#	-0.02
35	L7	AR1260 {5}	756.756	799.598	E3	-5.7	0#	-0.02
		Signal #2						
1	S	Tetrachloro-m-xylene	23.259	22.657	E6	2.6	0#	-0.03
2	S	Decachlorobiphenyl	28.909	27.459	E6	5.0	0#	-0.02
3	L1	AR1016	1.160	1.051	E6	9.4	0#	-0.03
4	L1	AR1016 {2}	960.037	805.260	E3	16.1#	0#	-0.03
5	L1	AR1016 {3}	558.518	443.190	E3	20.6#	0#	-0.02
6	L1	AR1016 {4}	715.065	634.808	E3	11.2	0#	-0.02
7	L1	AR1016 {5}	679.519	593.956	E3	12.6	0#	-0.02
31	L7	AR1260	1.840	1.599	E6	13.1	0#	-0.03
32	L7	AR1260 {2}	2.363	2.247	E6	4.9	0#	-0.03
33	L7	AR1260 {3}	1.554	1.414	E6	9.0	0#	-0.02
34	L7	AR1260 {4}	3.189	3.488	E6	-9.4	0#	-0.02
35	L7	AR1260 {5}	2.254	2.276	E6	-1.0	0#	-0.02

Quantitation Report (QT Reviewed)

Signal #1 : H:\GCDATA\U\111808\U0317214.D\ECD1A.CH Vial: 12
Signal #2 : H:\GCDATA\U\111808\U0317214.D\ECD2B.CH
Acq On : 11-18-08 14:29:59 Operator: RP
Sample : AR1660-3 Inst : Instrumen
Misc : 8082 STD Multiplr: 1.00
IntFile Signal #1: autoint1.e IntFile Signal #2: autoint2.e
Quant Time: Nov 19 12:46 2008 Quant Results File: 080408AU.RES

Quant Method : H:\GCDATA\METHODS\U_ICAL\080408AU.M (Chemstation Integrator)
Title : 8082_PCB_Method / 608_PCB
Last Update : Wed Oct 29 12:14:54 2008
Response via : Initial Calibration
DataAcq Meth : PEST32UT.M

Volume Inj. : 1.0uL
Signal #1 Phase : RTx-CLP Signal #2 Phase: RTx-CLP2
Signal #1 Info : 0.32 Signal #2 Info : 0.32

Compound	RT#1	RT#2	Resp#1	Resp#2	PPB	PPB
System Monitoring Compounds						
1) S Tetrachloro-m-xy	7.42f	7.22f	270.3E6	566.4E6	25.294m	24.353m
Spiked Amount 20.000	Range 30 - 150		Recovery =		126.47%	121.77%
2) S Decachlorobiphen	24.01f	24.82	372.2E6	686.5E6	26.196m	23.746m
Spiked Amount 20.000	Range 30 - 150		Recovery =		130.98%	118.73%
Target Compounds						
3) L1 AR1016	10.22f	10.66f	225.9E6	525.3E6	503.823m	452.811m
4) L1 AR1016 {2}	11.95f	12.66f	316.6E6	402.6E6	505.997m	419.390m
5) L1 AR1016 {3}	12.38f	12.97	193.1E6	221.6E6	509.262m	396.755m
6) L1 AR1016 {4}	12.58f	13.99	115.7E6	317.4E6	484.331m	443.881m
7) L1 AR1016 {5}	13.60f	14.31	149.4E6	297.0E6	501.730m	437.041m
Sum AR1016			1000.7E6	1763.9E6	2505.143	2149.879
Average AR1016					501.029	429.976
Sum AR1221			0	0	N.D.	N.D.
Average AR1221					0.000	0.000
Sum AR1232			0	0	N.D.	N.D.
Average AR1232					0.000	0.000
Sum AR1242			0	0	N.D.	N.D.
Average AR1242					0.000	0.000
Sum AR1248			0	0	N.D.	N.D.
Average AR1248					0.000	0.000
Sum AR1254			0	0	N.D.	N.D.
Average AR1254					0.000	0.000
31) L7 AR1260	16.99f	17.55f	348.6E6	799.3E6	481.964	434.486m
32) L7 AR1260 {2}	17.91f	18.27f	662.5E6	1123.4E6	494.968	475.470m
33) L7 AR1260 {3}	18.93f	20.51	507.7E6	707.1E6	486.589	455.101m
34) L7 AR1260 {4}	20.76	21.08	848.4E6	1743.8E6	511.112m	546.854m
35) L7 AR1260 {5}	21.39	21.88	399.8E6	1137.9E6	528.306m	504.920m
Sum AR1260			2767.0E6	5511.4E6	2502.939	2416.832
Average AR1260					500.588	483.366
Sum AR1268			0	0	N.D.	N.D.
Average AR1268					0.000	0.000
Sum AR1262			0	0	N.D.	N.D.
Average AR1262					0.000	0.000

(f)=RT Delta > 1/2 Window (#)=Amounts differ by > 25% (m)=manual int.

Evaluate Continuing Calibration Report

Signal #1 : H:\GCDATA\U\111808\U0317225.D\ECD1A.CH Vial: 23
Signal #2 : H:\GCDATA\U\111808\U0317225.D\ECD2B.CH
Acq On : 11-18-08 20:22:15 Operator: RP
Sample : AR1660-3 Inst : Instrumen
Misc : 8082 STD Multiplr: 1.00
IntFile Signal #1: autoint1.e IntFile Signal #2: autoint2.e

Method : H:\GCDATA\METHODS\U_ICAL\080408AU.M (Chemstation Integrator)
Title : 8082_PCB_Method / 608_PCB
Last Update : Wed Oct 29 12:14:54 2008
Response via : Multiple Level Calibration

CCV

Min. RRF : 0.000 Min. Rel. Area : 50% Max. R.T. Dev 0.50min
Max. RRF Dev : 15% Max. Rel. Area : 150%

		Compound	AvgRF	CCRF		%Dev	Area%	Dev(min)
1	S	Tetrachloro-m-xylene	10.687	10.822	E6	-1.3	0#	-0.03
2	S	Decachlorobiphenyl	14.207	13.747	E6	3.2	0#	-0.02
3	L1	AR1016	448.402	408.583	E3	8.9	0#	-0.03
4	L1	AR1016 {2}	625.726	588.214	E3	6.0	0#	-0.03
5	L1	AR1016 {3}	379.079	368.959	E3	2.7	0#	-0.03
6	L1	AR1016 {4}	238.873	216.774	E3	9.3	0#	-0.03
7	L1	AR1016 {5}	297.773	283.982	E3	4.6	0#	-0.03
31	L7	AR1260	723.247	654.064	E3	9.6	0#	-0.03
32	L7	AR1260 {2}	1.338	1.250	E6	6.6	0#	-0.03
33	L7	AR1260 {3}	1.043	0.972	E6	6.8	0#	-0.03
34	L7	AR1260 {4}	1.660	1.567	E6	5.6	0#	-0.02
35	L7	AR1260 {5}	756.756	760.113	E3	-0.4	0#	-0.02
		Signal #2						
1	S	Tetrachloro-m-xylene	23.259	22.666	E6	2.5	0#	-0.02
2	S	Decachlorobiphenyl	28.909	25.998	E6	10.1	0#	-0.02
3	L1	AR1016	1.160	1.031	E6	11.1	0#	-0.03
4	L1	AR1016 {2}	960.037	832.602	E3	13.3	0#	-0.02
5	L1	AR1016 {3}	558.518	453.368	E3	18.8#	0#	-0.02
6	L1	AR1016 {4}	715.065	612.882	E3	14.3	0#	-0.02
7	L1	AR1016 {5}	679.519	630.444	E3	7.2	0#	-0.02
31	L7	AR1260	1.840	1.553	E6	15.6#	0#	-0.02
32	L7	AR1260 {2}	2.363	2.153	E6	8.9	0#	-0.02
33	L7	AR1260 {3}	1.554	1.324	E6	14.8	0#	-0.02
34	L7	AR1260 {4}	3.189	3.391	E6	-6.3	0#	-0.02
35	L7	AR1260 {5}	2.254	2.057	E6	8.7	0#	-0.02

Quantitation Report (QT Reviewed)

Signal #1 : H:\GCDATA\U\111808\U0317225.D\ECD1A.CH Vial: 23
Signal #2 : H:\GCDATA\U\111808\U0317225.D\ECD2B.CH
Acq On : 11-18-08 20:22:15 Operator: RP
Sample : AR1660-3 Inst : Instrumen
Misc : 8082 STD Multiplr: 1.00
IntFile Signal #1: autoint1.e IntFile Signal #2: autoint2.e
Quant Time: Nov 19 13:55 2008 Quant Results File: 080408AU.RES

Quant Method : H:\GCDATA\METHODS\U_ICAL\080408AU.M (Chemstation Integrator)
Title : 8082_PCB_Method / 608_PCB
Last Update : Wed Oct 29 12:14:54 2008
Response via : Initial Calibration
DataAcq Meth : PEST32UT.M

Volume Inj. : 1.0uL
Signal #1 Phase : RTx-CLP Signal #2 Phase: RTx-CLP2
Signal #1 Info : 0.32 Signal #2 Info : 0.32

Compound	RT#1	RT#2	Resp#1	Resp#2	PPB	PPB
System Monitoring Compounds						
1) S Tetrachloro-m-xy	7.42f	7.22f	270.6E6	566.7E6	25.315m	24.362m
Spiked Amount 20.000	Range 30 - 150		Recovery =		126.58%	121.81%
2) S Decachlorobiphen	24.01	24.82	343.7E6	649.9E6	24.190m	22.483m
Spiked Amount 20.000	Range 30 - 150		Recovery =		120.95%	112.42%
Target Compounds						
3) L1 AR1016	10.22f	10.66f	204.3E6	515.4E6	455.599m	444.290m
4) L1 AR1016 {2}	11.96f	12.67	294.1E6	416.3E6	470.025m	433.630m
5) L1 AR1016 {3}	12.39f	12.98	184.5E6	226.7E6	486.652m	405.867m
6) L1 AR1016 {4}	12.59f	13.99	108.4E6	306.4E6	453.744m	428.550m
7) L1 AR1016 {5}	13.60f	14.31	142.0E6	315.2E6	476.844m	463.890m
Sum AR1016			933.3E6	1780.0E6	2342.863	2176.227
Average AR1016					468.573	435.245
Sum AR1221			0	0	N.D.	N.D.
Average AR1221					0.000	0.000
Sum AR1232			0	0	N.D.	N.D.
Average AR1232					0.000	0.000
Sum AR1242			0	0	N.D.	N.D.
Average AR1242					0.000	0.000
Sum AR1248			0	0	N.D.	N.D.
Average AR1248					0.000	0.000
Sum AR1254			0	0	N.D.	N.D.
Average AR1254					0.000	0.000
31) L7 AR1260	16.99f	17.56f	327.0E6	776.4E6	452.172m	422.039m
32) L7 AR1260 {2}	17.91f	18.27f	624.9E6	1076.5E6	466.858m	455.640m
33) L7 AR1260 {3}	18.93f	20.52	485.8E6	662.0E6	465.626m	426.031m
34) L7 AR1260 {4}	20.76	21.08	783.4E6	1695.6E6	471.956m	531.728m
35) L7 AR1260 {5}	21.40	21.88	380.1E6	1028.4E6	502.218m	456.346m
Sum AR1260			2601.2E6	5238.8E6	2358.830	2291.784
Average AR1260					471.766	458.357
Sum AR1268			0	0	N.D.	N.D.
Average AR1268					0.000	0.000
Sum AR1262			0	0	N.D.	N.D.
Average AR1262					0.000	0.000

(f)=RT Delta > 1/2 Window (#)=Amounts differ by > 25% (m)=manual int.

Evaluate Continuing Calibration Report

Signal #1 : H:\GCDATA\U\111808\U0317236.D\ECD1A.CH Vial: 34
Signal #2 : H:\GCDATA\U\111808\U0317236.D\ECD2B.CH
Acq On : 11-19-08 02:14:34 Operator: RP
Sample : AR1660-3 Inst : Instrumen
Misc : STD Multiplr: 1.00
IntFile Signal #1: autoint1.e IntFile Signal #2: autoint2.e

Method : H:\GCDATA\METHODS\U_ICAL\080408AU.M (Chemstation Integrator)
Title : 8082_PCB_Method / 608_PCB
Last Update : Wed Oct 29 12:14:54 2008
Response via : Multiple Level Calibration

CCV

Min. RRF : 0.000 Min. Rel. Area : 50% Max. R.T. Dev 0.50min
Max. RRF Dev : 15% Max. Rel. Area : 150%

		Compound	AvgRF	CCRF		%Dev	Area%	Dev(min)
1	S	Tetrachloro-m-xylene	10.687	10.608	E6	0.7	0#	-0.02
2	S	Decachlorobiphenyl	14.207	14.359	E6	-1.1	0#	-0.02
3	L1	AR1016	448.402	437.603	E3	2.4	0#	0.00
4	L1	AR1016 (2)	625.726	584.775	E3	6.5	0#	-0.02
5	L1	AR1016 (3)	379.079	365.585	E3	3.6	0#	-0.01
6	L1	AR1016 (4)	238.873	224.016	E3	6.2	0#	-0.01
7	L1	AR1016 (5)	297.773	296.156	E3	0.5	0#	-0.02
31	L7	AR1260	723.247	664.137	E3	8.2	0#	-0.02
32	L7	AR1260 (2)	1.338	1.253	E6	6.4	0#	-0.03
33	L7	AR1260 (3)	1.043	0.988	E6	5.3	0#	-0.02
34	L7	AR1260 (4)	1.660	1.612	E6	2.9	0#	-0.02
35	L7	AR1260 (5)	756.756	720.433	E3	4.8	0#	-0.02
		Signal #2						
1	S	Tetrachloro-m-xylene	23.259	21.729	E6	6.6	0#	-0.02
2	S	Decachlorobiphenyl	28.909	28.373	E6	1.9	0#	-0.02
3	L1	AR1016	1.160	1.034	E6	10.9	0#	0.00
4	L1	AR1016 (2)	960.037	867.235	E3	9.7	0#	0.00
5	L1	AR1016 (3)	558.518	437.609	E3	21.6#	0#	0.00
6	L1	AR1016 (4)	715.065	644.452	E3	9.9	0#	0.00
7	L1	AR1016 (5)	679.519	689.255	E3	-1.4	0#	-0.01
31	L7	AR1260	1.840	1.640	E6	10.9	0#	-0.02
32	L7	AR1260 (2)	2.363	2.200	E6	6.9	0#	-0.02
33	L7	AR1260 (3)	1.554	1.417	E6	8.8	0#	-0.01
34	L7	AR1260 (4)	3.189	3.524	E6	-10.5	0#	-0.02
35	L7	AR1260 (5)	2.254	2.175	E6	3.5	0#	-0.01

Quantitation Report (QT Reviewed)

Signal #1 : H:\GCDATA\U\111808\U0317236.D\ECD1A.CH Vial: 34
Signal #2 : H:\GCDATA\U\111808\U0317236.D\ECD2B.CH
Acq On : 11-19-08 02:14:34 Operator: RP
Sample : AR1660-3 Inst : Instrumen
Misc : STD Multiplr: 1.00
IntFile Signal #1: autoint1.e IntFile Signal #2: autoint2.e
Quant Time: Nov 19 8:20 2008 Quant Results File: 080408AU.RES

Quant Method : H:\GCDATA\METHODS\U_ICAL\080408AU.M (Chemstation Integrator)
Title : 8082_PCB_Method / 608_PCB
Last Update : Wed Oct 29 12:14:54 2008
Response via : Initial Calibration
DataAcq Meth : PEST32UT.M

Volume Inj. : 1.0uL
Signal #1 Phase : RTx-CLP Signal #2 Phase: RTx-CLP2
Signal #1 Info : 0.32 Signal #2 Info : 0.32

Compound	RT#1	RT#2	Resp#1	Resp#2	PPB	PPB
System Monitoring Compounds						
1) S Tetrachloro-m-xy	7.43f	7.23f	265.2E6	543.2E6	24.814m	23.355m
Spiked Amount 20.000	Range 30 - 150		Recovery =		124.07%	116.78%
2) S Decachlorobiphen	24.01	24.82	359.0E6	709.3E6	25.268m	24.536m
Spiked Amount 20.000	Range 30 - 150		Recovery =		126.34%	122.68%
Target Compounds						
3) L1 AR1016	10.26	10.69	218.8E6	516.9E6	487.958m	445.555m
4) L1 AR1016 (2)	11.97	12.68	292.4E6	433.6E6	467.277m	451.667m
5) L1 AR1016 (3)	12.40	12.99	182.8E6	218.8E6	482.202m	391.759m
6) L1 AR1016 (4)	12.60	14.00	112.0E6	322.2E6	468.902m	450.625m
7) L1 AR1016 (5)	13.61	14.31	148.1E6	344.6E6	497.286m	507.164m
Sum AR1016			954.1E6	1836.1E6	2403.625	2246.770
Average AR1016					480.725	449.354
Sum AR1221			0	0	N.D.	N.D.
Average AR1221					0.000	0.000
Sum AR1232			0	0	N.D.	N.D.
Average AR1232					0.000	0.000
Sum AR1242			0	0	N.D.	N.D.
Average AR1242					0.000	0.000
Sum AR1248			0	0	N.D.	N.D.
Average AR1248					0.000	0.000
Sum AR1254			0	0	N.D.	N.D.
Average AR1254					0.000	0.000
31) L7 AR1260	17.00f	17.56	332.1E6	820.1E6	459.135	445.791
32) L7 AR1260 (2)	17.92f	18.28	626.6E6	1100.2E6	468.172	465.676m
33) L7 AR1260 (3)	18.93f	20.52	494.1E6	708.6E6	473.574	456.052
34) L7 AR1260 (4)	20.76	21.08	806.2E6	1761.9E6	485.692m	552.542m
35) L7 AR1260 (5)	21.40	21.88	360.2E6	1087.7E6	476.001m	482.659m
Sum AR1260			2619.2E6	5478.5E6	2362.574	2402.720
Average AR1260					472.515	480.544
Sum AR1268			0	0	N.D.	N.D.
Average AR1268					0.000	0.000
Sum AR1262			0	0	N.D.	N.D.
Average AR1262					0.000	0.000

(f)=RT Delta > 1/2 Window (#)=Amounts differ by > 25% (m)=manual int.

Evaluate Continuing Calibration Report

Signal #1 : H:\GCDATA\U\111808\U0317247.D\ECD1A.CH Vial: 45
Signal #2 : H:\GCDATA\U\111808\U0317247.D\ECD2B.CH
Acq On : 11-19-08 08:06:49 Operator: RP
Sample : AR1660-3 Inst : Instrumen
Misc : STD Multiplr: 1.00
IntFile Signal #1: autoint1.e IntFile Signal #2: autoint2.e

Method : H:\GCDATA\METHODS\U_ICAL\080408AU.M (Chemstation Integrator)
Title : 8082_PCB_Method / 608_PCB
Last Update : Wed Oct 29 12:14:54 2008
Response via : Multiple Level Calibration

CCV

Min. RRF : 0.000 Min. Rel. Area : 50% Max. R.T. Dev 0.50min
Max. RRF Dev : 15% Max. Rel. Area : 150%

		Compound	AvgRF	CCRF	%Dev	Area%	Dev(min)
1	S	Tetrachloro-m-xylene	10.687	10.721 E6	-0.3	0#	0.04
2	S	Decachlorobiphenyl	14.207	14.649 E6	-3.1	0#	-0.02
3	L1	AR1016	448.402	400.187 E3	10.8	0#	0.00
4	L1	AR1016 (2)	625.726	534.809 E3	14.5	0#	0.00
5	L1	AR1016 (3)	379.079	358.977 E3	5.3	0#	0.00
6	L1	AR1016 (4)	238.873	223.179 E3	6.6	0#	-0.01
7	L1	AR1016 (5)	297.773	278.162 E3	6.6	0#	-0.01
31	L7	AR1260	723.247	658.093 E3	9.0	0#	-0.03
32	L7	AR1260 (2)	1.338	1.244 E6	7.0	0#	-0.03
33	L7	AR1260 (3)	1.043	0.991 E6	5.0	0#	-0.03
34	L7	AR1260 (4)	1.660	1.576 E6	5.1	0#	-0.02
35	L7	AR1260 (5)	756.756	720.197 E3	4.8	0#	-0.02
		Signal #2					
1	S	Tetrachloro-m-xylene	23.259	21.087 E6	9.3	0#	0.04
2	S	Decachlorobiphenyl	28.909	28.486 E6	1.5	0#	-0.02
3	L1	AR1016	1.160	1.015 E6	12.5	0#	0.00
4	L1	AR1016 (2)	960.037	838.895 E3	12.6	0#	0.00
5	L1	AR1016 (3)	558.518	447.909 E3	19.8#	0#	0.00
6	L1	AR1016 (4)	715.065	616.082 E3	13.8	0#	-0.01
7	L1	AR1016 (5)	679.519	675.749 E3	0.6	0#	-0.01
31	L7	AR1260	1.840	1.620 E6	12.0	0#	-0.02
32	L7	AR1260 (2)	2.363	2.168 E6	8.3	0#	-0.03
33	L7	AR1260 (3)	1.554	1.361 E6	12.4	0#	-0.02
34	L7	AR1260 (4)	3.189	3.513 E6	-10.2	0#	-0.02
35	L7	AR1260 (5)	2.254	2.127 E6	5.6	0#	-0.02

(#) = Out of Range SPCC's out = 0 CCC's out = 0
U0317247.D 080408AU.M Fri Nov 21 16:35:06 2008

Quantitation Report (QT Reviewed)

Signal #1 : H:\GCDATA\U\111808\U0317247.D\ECD1A.CH Vial: 45
Signal #2 : H:\GCDATA\U\111808\U0317247.D\ECD2B.CH
Acq On : 11-19-08 08:06:49 Operator: RP
Sample : AR1660-3 Inst : Instrumen
Misc : STD Multiplr: 1.00
IntFile Signal #1: autoint1.e IntFile Signal #2: autoint2.e
Quant Time: Nov 19 9:11 2008 Quant Results File: 080408AU.RES

Quant Method : H:\GCDATA\METHODS\U_ICAL\080408AU.M (Chemstation Integrator)
Title : 8082_PCB_Method / 608_PCB
Last Update : Wed Oct 29 12:14:54 2008
Response via : Initial Calibration
DataAcq Meth : PEST32UT.M

Volume Inj. : 1.0uL
Signal #1 Phase : RTx-CLP Signal #2 Phase: RTx-CLP2
Signal #1 Info : 0.32 Signal #2 Info : 0.32

Compound	RT#1	RT#2	Resp#1	Resp#2	PPB	PPB
System Monitoring Compounds						
1) S Tetrachloro-m-xy	7.49f	7.29f	268.0E6	527.2E6	25.079m	22.665m
Spiked Amount 20.000	Range 30 - 150		Recovery =		125.40%	113.33%
2) S Decachlorobiphen	24.01f	24.82	366.2E6	712.2E6	25.778m	24.635m
Spiked Amount 20.000	Range 30 - 150		Recovery =		128.89%	123.18%
Target Compounds						
3) L1 AR1016	10.26	10.69	200.1E6	507.6E6	446.237m	437.554m
4) L1 AR1016 {2}	11.98	12.68	267.4E6	419.4E6	427.351m	436.908m
5) L1 AR1016 {3}	12.41	12.99	179.5E6	224.0E6	473.487m	400.980m
6) L1 AR1016 {4}	12.60	14.00	111.6E6	308.0E6	467.150m	430.787m
7) L1 AR1016 {5}	13.61	14.31	139.1E6	337.9E6	467.072m	497.226m
Sum AR1016			897.7E6	1796.9E6	2281.295	2203.455
Average AR1016					456.259	440.691
Sum AR1221			0	0	N.D.	N.D.
Average AR1221					0.000	0.000
Sum AR1232			0	0	N.D.	N.D.
Average AR1232					0.000	0.000
Sum AR1242			0	0	N.D.	N.D.
Average AR1242					0.000	0.000
Sum AR1248			0	0	N.D.	N.D.
Average AR1248					0.000	0.000
Sum AR1254			0	0	N.D.	N.D.
Average AR1254					0.000	0.000
31) L7 AR1260	17.00f	17.56	329.0E6	809.8E6	454.957	440.214
32) L7 AR1260 {2}	17.91f	18.27f	621.8E6	1084.2E6	464.552	458.903m
33) L7 AR1260 {3}	18.93f	20.52	495.6E6	680.7E6	474.976m	438.101m
34) L7 AR1260 {4}	20.76	21.08	787.8E6	1756.5E6	474.601m	550.823m
35) L7 AR1260 {5}	21.40	21.88	360.1E6	1063.7E6	475.845m	471.996m
Sum AR1260			2594.3E6	5394.9E6	2344.931	2360.037
Average AR1260					468.986	472.007
Sum AR1268			0	0	N.D.	N.D.
Average AR1268					0.000	0.000
Sum AR1262			0	0	N.D.	N.D.
Average AR1262					0.000	0.000

(f)=RT Delta > 1/2 Window (#)=Amounts differ by > 25% (m)=manual int.

Evaluate Continuing Calibration Report

Data File : H:\GCDATA\U\111908\U0317290.D\ECD1A.CH Vial: 32
Acq On : 11-20-08 07:11:55 Operator: RP
Sample : AR1660-3 Inst : Instrumen
Misc : STD Multiplr: 1.00
IntFile : autoint1.e

Data File : H:\GCDATA\U\111908\U0317290.D\ECD2B.CH Vial: 32
Acq On : 11-20-08 07:11:55 Operator: RP
Sample : AR1160-3 Inst : Instrumen
Misc : STD Multiplr: 1.00
IntFile : autoint2.e

CCV

Method : H:\GCDATA\METHODS\U_ICAL\080408AU.M (Chemstation Integrator)
Title : 8082_PCB_Method / 608_PCB
Last Update : Wed Oct 29 12:14:54 2008
Response via : Multiple Level Calibration

Min. RRF : 0.000 Min. Rel. Area : 50% Max. R.T. Dev 0.50min
Max. RRF Dev : 15% Max. Rel. Area : 150%

		Compound	AvgRF	CCRF	%Dev	Area%	Dev(min)
1	S	Tetrachloro-m-xylene	10.687	12.765 E6	-19.4#	0#	-0.03
2	S	Decachlorobiphenyl	14.207	13.879 E6	2.3	0#	-0.03
3	L1	AR1016	448.402	455.680 E3	-1.6	0#	-0.02
4	L1	AR1016 {2}	625.726	631.188 E3	-0.9	0#	-0.03
5	L1	AR1016 {3}	379.079	380.329 E3	-0.3	0#	-0.03
6	L1	AR1016 {4}	238.873	242.953 E3	-1.7	0#	-0.03
7	L1	AR1016 {5}	297.773	286.101 E3	3.9	0#	-0.03
31	L7	AR1260	723.247	655.100 E3	9.4	0#	-0.03
32	L7	AR1260 {2}	1.338	1.266 E6	5.4	0#	-0.03
33	L7	AR1260 {3}	1.043	0.991 E6	5.0	0#	-0.03
34	L7	AR1260 {4}	1.660	1.562 E6	5.9	0#	-0.02
35	L7	AR1260 {5}	756.756	720.303 E3	4.8	0#	-0.02
		Signal #2					
1	S	Tetrachloro-m-xylene	23.259	23.556 E6	-1.3	0#	-0.02
2	S	Decachlorobiphenyl	28.909	28.146 E6	2.6	0#	-0.02
3	L1	AR1016	1.160	1.048 E6	9.7	0#	-0.02
4	L1	AR1016 {2}	960.037	882.108 E3	8.1	0#	-0.02
5	L1	AR1016 {3}	558.518	457.269 E3	18.1#	0#	-0.02
6	L1	AR1016 {4}	715.065	613.295 E3	14.2	0#	-0.02
7	L1	AR1016 {5}	679.519	612.370 E3	9.9	0#	-0.02
31	L7	AR1260	1.840	1.520 E6	17.4#	0#	-0.03
32	L7	AR1260 {2}	2.363	2.133 E6	9.7	0#	-0.03
33	L7	AR1260 {3}	1.554	1.349 E6	13.2	0#	-0.02
34	L7	AR1260 {4}	3.189	3.333 E6	-4.5	0#	-0.02
35	L7	AR1260 {5}	2.254	2.013 E6	10.7	0#	-0.02

Quantitation Report (QT Reviewed)

Data File : H:\GCDATA\U\111908\U0317290.D\ECD1A.CH Vial: 32
Acq On : 11-20-08 07:11:55 Operator: RP
Sample : AR1660-3 Inst : Instrumen
Misc : STD Multiplr: 1.00
IntFile : autoint1.e

Data File : H:\GCDATA\U\111908\U0317290.D\ECD2B.CH Vial: 32
Acq On : 11-20-08 07:11:55 Operator: RP
Sample : AR1160-3 Inst : Instrumen
Misc : STD Multiplr: 1.00
IntFile : autoint2.e
Quant Time: Nov 20 9:33 2008 Quant Results File: 080408AU.RES

Quant Method : H:\GCDATA\METHODS\U_ICAL\080408AU.M (Chemstation Integrator)
Title : 8082_PCB_Method / 608_PCB
Last Update : Wed Oct 29 12:14:54 2008
Response via : Initial Calibration
DataAcq Meth : PEST32UT.M

Volume Inj. : 1.0uL
Signal #1 Phase : RTx-CLP Signal #2 Phase: RTx-CLP2
Signal #1 Info : 0.32 Signal #2 Info : 0.32

Compound	RT#1	RT#2	Resp#1	Resp#2	PPB	PPB
System Monitoring Compounds						
1) S Tetrachloro-m-xy	7.42f	7.22f	319.1E6	588.9E6	29.859	25.319
Spiked Amount 20.000	Range 30 - 150		Recovery =		149.30%	126.60%
2) S Decachlorobiphen	24.01f	24.82f	347.0E6	703.6E6	24.423m	24.340m
Spiked Amount 20.000	Range 30 - 150		Recovery =		122.12%	121.70%
Target Compounds						
3) L1 AR1016	10.23	10.67	227.8E6	524.2E6	508.115m	451.887
4) L1 AR1016 {2}	11.96f	12.67	315.6E6	441.1E6	504.364m	459.414m
5) L1 AR1016 {3}	12.39f	12.98	190.2E6	228.6E6	501.650m	409.360m
6) L1 AR1016 {4}	12.59f	13.99	121.5E6	306.6E6	508.541m	428.838m
7) L1 AR1016 {5}	13.60f	14.31	143.1E6	306.2E6	480.402m	450.591m
Sum AR1016			998.1E6	1806.7E6	2503.071	2200.089
Average AR1016					500.614	440.018
Sum AR1221			0	0	N.D.	N.D.
Average AR1221					0.000	0.000
Sum AR1232			0	0	N.D.	N.D.
Average AR1232					0.000	0.000
Sum AR1242			0	0	N.D.	N.D.
Average AR1242					0.000	0.000
Sum AR1248			0	0	N.D.	N.D.
Average AR1248					0.000	0.000
Sum AR1254			0	0	N.D.	N.D.
Average AR1254					0.000	0.000
31) L7 AR1260	16.99f	17.55f	327.6E6	760.1E6	452.888	413.208
32) L7 AR1260 {2}	17.91f	18.27f	632.9E6	1066.6E6	472.858	451.434
33) L7 AR1260 {3}	18.93f	20.51	495.3E6	674.3E6	474.719	433.980m
34) L7 AR1260 {4}	20.76	21.08	780.9E6	1666.7E6	470.475m	522.685m
35) L7 AR1260 {5}	21.39	21.88	360.2E6	1006.6E6	475.915m	446.684m
Sum AR1260			2596.9E6	5174.4E6	2346.855	2267.992
Average AR1260					469.371	453.598
Sum AR1268			0	0	N.D.	N.D.
Average AR1268					0.000	0.000

(f)=RT Delta > 1/2 Window (#)=Amounts differ by > 25% (m)=manual int.

Quantitation Report (QT Reviewed)

Data File : H:\GCDATA\U\111908\U0317290.D\ECD1A.CH Vial: 32
Acq On : 11-20-08 07:11:55 Operator: RP
Sample : AR1660-3 Inst : Instrumen
Misc : STD Multiplr: 1.00
IntFile : autoint1.e

Data File : H:\GCDATA\U\111908\U0317290.D\ECD2B.CH Vial: 32
Acq On : 11-20-08 07:11:55 Operator: RP
Sample : AR1160-3 Inst : Instrumen
Misc : STD Multiplr: 1.00
IntFile : autoint2.e
Quant Time: Nov 20 9:33 2008 Quant Results File: 080408AU.RES

Quant Method : H:\GCDATA\METHODS\U_ICAL\080408AU.M (Chemstation Integrator)
Title : 8082_PCB_Method / 608_PCB
Last Update : Wed Oct 29 12:14:54 2008
Response via : Initial Calibration
DataAcq Meth : PEST32UT.M

Volume Inj. : 1.0uL
Signal #1 Phase : RTx-CLP Signal #2 Phase: RTx-CLP2
Signal #1 Info : 0.32 Signal #2 Info : 0.32

Compound	RT#1	RT#2	Resp#1	Resp#2	PPB	PPB
Sum AR1262			0	0	N.D.	N.D.
Average AR1262					0.000	0.000

(f)=RT Delta > 1/2 Window (#)=Amounts differ by > 25% (m)=manual int.

Evaluate Continuing Calibration Report

Signal #1 : H:\GCDATA\U\111908\U0317300.D\ECD1A.CH Vial: 41
Signal #2 : H:\GCDATA\U\111908\U0317300.D\ECD2B.CH
Acq On : 11-20-08 14:40:17 Operator: RP
Sample : AR1660-3 Inst : Instrumen
Misc : 8082 STD Multiplr: 1.00
IntFile Signal #1: autoint1.e IntFile Signal #2: autoint2.e

Method : H:\GCDATA\METHODS\U_ICAL\080408AU.M (Chemstation Integrator)
Title : 8082_PCB_Method / 608_PCB
Last Update : Wed Oct 29 12:14:54 2008
Response via : Multiple Level Calibration

CCV

Min. RRF : 0.000 Min. Rel. Area : 50% Max. R.T. Dev 0.50min
Max. RRF Dev : 15% Max. Rel. Area : 150%

		Compound	AvgRF	CCRF		%Dev	Area%	Dev(min)
1	S	Tetrachloro-m-xylene	10.687	11.474	E6	-7.4	0#	-0.02
2	S	Decachlorobiphenyl	14.207	15.625	E6	-10.0	0#	-0.02
3	L1	AR1016	448.402	484.515	E3	-8.1	0#	0.00
4	L1	AR1016 {2}	625.726	683.862	E3	-9.3	0#	-0.02
5	L1	AR1016 {3}	379.079	402.528	E3	-6.2	0#	-0.02
6	L1	AR1016 {4}	238.873	258.645	E3	-8.3	0#	-0.02
7	L1	AR1016 {5}	297.773	336.564	E3	-13.0	0#	-0.02
31	L7	AR1260	723.247	732.141	E3	-1.2	0#	-0.03
32	L7	AR1260 {2}	1.338	1.405	E6	-5.0	0#	-0.03
33	L7	AR1260 {3}	1.043	1.071	E6	-2.7	0#	-0.03
34	L7	AR1260 {4}	1.660	1.777	E6	-7.0	0#	-0.02
35	L7	AR1260 {5}	756.756	815.782	E3	-7.8	0#	-0.02
		Signal #2						
1	S	Tetrachloro-m-xylene	23.259	24.640	E6	-5.9	0#	-0.02
2	S	Decachlorobiphenyl	28.909	32.234	E6	-11.5	0#	-0.02
3	L1	AR1016	1.160	1.153	E6	0.6	0#	0.00
4	L1	AR1016 {2}	960.037	915.270	E3	4.7	0#	-0.01
5	L1	AR1016 {3}	558.518	510.276	E3	8.6	0#	-0.01
6	L1	AR1016 {4}	715.065	716.947	E3	-0.3	0#	-0.01
7	L1	AR1016 {5}	679.519	742.682	E3	-9.3	0#	-0.01
31	L7	AR1260	1.840	1.781	E6	3.2	0#	-0.02
32	L7	AR1260 {2}	2.363	2.474	E6	-4.7	0#	-0.02
33	L7	AR1260 {3}	1.554	1.537	E6	1.1	0#	-0.02
34	L7	AR1260 {4}	3.189	3.949	E6	-23.8#	0#	-0.02
35	L7	AR1260 {5}	2.254	2.399	E6	-6.4	0#	-0.02

(#) = Out of Range SPCC's out = 0 CCC's out = 0
U0317300.D 080408AU.M Fri Nov 21 15:54:06 2008

Quantitation Report (QT Reviewed)

Signal #1 : H:\GCDATA\U\111908\U0317300.D\ECD1A.CH Vial: 41
Signal #2 : H:\GCDATA\U\111908\U0317300.D\ECD2B.CH
Acq On : 11-20-08 14:40:17 Operator: RP
Sample : AR1660-3 Inst : Instrumen
Misc : 8082 STD Multiplr: 1.00
IntFile Signal #1: autoint1.e IntFile Signal #2: autoint2.e
Quant Time: Nov 21 15:01 2008 Quant Results File: 080408AU.RES

Quant Method : H:\GCDATA\METHODS\U_ICAL\080408AU.M (Chemstation Integrator)
Title : 8082_PCB_Method / 608_PCB
Last Update : Wed Oct 29 12:14:54 2008
Response via : Initial Calibration
DataAcq Meth : PEST32UT.M

Volume Inj. : 1.0uL
Signal #1 Phase : RTx-CLP Signal #2 Phase: RTx-CLP2
Signal #1 Info : 0.32 Signal #2 Info : 0.32

Compound	RT#1	RT#2	Resp#1	Resp#2	PPB	PPB
System Monitoring Compounds						
1) S Tetrachloro-m-xy	7.43f	7.23f	286.8E6	616.0E6	26.839m	26.484m
Spiked Amount 20.000 Range 30 - 150 Recovery =					134.20%	132.42%
2) S Decachlorobiphen	24.01f	24.82	390.6E6	805.9E6	27.495m	27.876m
Spiked Amount 20.000 Range 30 - 150 Recovery =					137.48%	139.38%
Target Compounds						
3) L1 AR1016	10.25	10.69	242.3E6	576.4E6	540.268m	496.904
4) L1 AR1016 {2}	11.97	12.67	341.9E6	457.6E6	546.455m	476.685m
5) L1 AR1016 {3}	12.39	12.98	201.3E6	255.1E6	530.929m	456.813m
6) L1 AR1016 {4}	12.59	13.99	129.3E6	358.5E6	541.385m	501.316m
7) L1 AR1016 {5}	13.60	14.31	168.3E6	371.3E6	565.136m	546.476m
Sum AR1016			1083.1E6	2019.0E6	2724.173	2478.194
Average AR1016					544.835	495.639
Sum AR1221			0	0	N.D.	N.D.
Average AR1221					0.000	0.000
Sum AR1232			0	0	N.D.	N.D.
Average AR1232					0.000	0.000
Sum AR1242			0	0	N.D.	N.D.
Average AR1242					0.000	0.000
Sum AR1248			0	0	N.D.	N.D.
Average AR1248					0.000	0.000
Sum AR1254			0	0	N.D.	N.D.
Average AR1254					0.000	0.000
31) L7 AR1260	16.99f	17.56	366.1E6	890.3E6	506.149	483.979
32) L7 AR1260 {2}	17.91f	18.27f	702.3E6	1236.9E6	524.697	523.518
33) L7 AR1260 {3}	18.93f	20.52	535.7E6	768.4E6	513.375	494.510m
34) L7 AR1260 {4}	20.76	21.08	888.5E6	1974.3E6	535.289m	619.149m
35) L7 AR1260 {5}	21.39	21.88	407.9E6	1199.5E6	538.999m	532.288m
Sum AR1260			2900.4E6	6069.4E6	2618.508	2653.444
Average AR1260					523.702	530.689
Sum AR1268			0	0	N.D.	N.D.
Average AR1268					0.000	0.000
Sum AR1262			0	0	N.D.	N.D.
Average AR1262					0.000	0.000

(f)=RT Delta > 1/2 Window (#)=Amounts differ by > 25% (m)=manual int.
U0317300.D 080408AU.M Fri Nov 21 15:54:12 2008

PESTICIDE/PCB EXTRACTION LOG

SOIL / WATER / WIPES / OIL

Sep. Funnel 3510C / Continuous 3520C / Soxhlet 3540C / Sonication 3550B / Waste Dilution 3580A

OLCO3.2 / OLMO4.2 / OLMO3.2 / OLM04.3

Approval / Date: 11/17/08

Analysis Method: 8082 (S)

GPC: Y (N)

Ext. Chemist: T.H Date: 11/17/08

Conc. Chemist: T.H Date: 11/17/08

Cleanup:

Florisil (3620B)(F) Date: — Lot #: —

Acid(3665A)(A) Date — Lot #: —

Sulfur (3660B)(S) Date: — Lot #: —

Spike Witness Initials:

GPL W. O. #	Frac.	Init pH	Sample Vol. gram / mL	Surr. Vol. mL	Spike Vol. mL	Adjust. pH	F (A) S Cleanup	F.V. mL
811081	BLK 110708	—	30.00	1.0	—	—	A	10.0
	BKS		30.00		1.0			
	001 MS		30.02		↓			
	001 MSD		30.02		↓			
	001		30.01		—			
	002		30.01					
	003		30.00					
	004		30.00					
	005		30.00					
	006		30.00					
	007		30.02					
	008		30.03					
	009		30.01					
	010		30.06					
	011		30.02					
	012		30.01					
	013		30.00					
	014		30.02					
	015		30.01					
	016		30.00					
	017		30.00					
	018		30.00					
	019		30.02					
	020	↓	30.01	↓	↓	↓	↓	↓

T.H 11/17/08

Solvent: (DCM) / Acetone Lot #: 184187

Solvent: Hexane Lot #: G35E38

Sodium Sulfate # : G20609

Surrogate Soln#: 44353

Surr. Soln Conc(s): 0.2 PPm

Matrix Spike Soln #: 44308

MS Soln Conc(s): 5.5 PPm

Comments & Observations:

TETRA TECH NUS, INC. **CALCULATION WORKSHEET** PAGE 1 OF 1

CLIENT	Lockheed Martin Blacke	JOB NUMBER	02135
SUBJECT	Calc. Check SDG 811081		
BASED ON		DRAWING NUMBER	
BY J. Kaliwyak	CHECKED BY	APPROVED BY	DATE 04/13/09

PCB - Aroclor-1260 Sample SB-541A-SS(SJ)

$$\frac{275.91\ ppb \times 10.0 \times 5\ dil}{30gm \times 0.9389} \simeq 490\ \mu g/Kg$$

$$\frac{\frac{165.2E6}{0.7232E+6} + \frac{332.5E6}{1.338E+6} + \frac{280.9E+6}{1.043E+6} + \frac{507.1E+6}{1.660E+6} + \frac{248.1E+6}{0.758E+5}}{5}$$

$$228.43 + 248.50 + 269.32 + 305.48 + 327.83 / 5 \simeq 275.91$$

% Solids Sample SB-541A-SS(SJ)

$$\frac{(11.9260 - 11.2780)}{(11.9260 - 1.3150)} \times 100 \simeq 6.1\%\ \text{moisture}$$

$$\frac{(\text{Initial} - \text{Final wt})}{(\text{Initial wt} - \text{tare dish})} \times 100 = \%\ \text{Moisture}$$

$100\% - 6.1\% = 93.9\%$ solids

GPL Laboratories, LLLP

Percent Solids Determination Log

Method Title:	CLP_SOLIDS	**Analyst:**	Paul Hewling
Method Reference:	Percent Solids by CLP	**Reviewed By/Date:**	
Analytical Balance ID:	Saratorius CP153	**Analytical Batch:**	118937
Date/Time In (Oven):	11/13/2008 11:52	**Oven Temperature:**	104C
Date/Time Out (Oven):	11/14/2008 11:35	**Oven Temperature:**	104C
Dessicator Temp:	22C	**% Humidity (<20%):**	12%

Drying Oven Temp Maintained at 103-105C

SDG	Lab Sample ID	Client Sample ID	Weight of Dish	Weight of Wet Sample + Dish	Weight of Dry Sample + Dish	Percent Moisture	Percent Solids	RPD (<20)
811081	811081-001-001-1/2	SB-568A-12	1.3140g	11.5220g	9.9190g	15.7%	84.3%	
811081	811081-001-001-1/2D	SB-568A-12	1.3220g	11.1660g	9.5990g	15.9%	84.1%	0.3
811081	811081-002-003-1/2	SB-568A-14	1.3300g	11.8060g	10.0510g	16.8%	83.3%	
811081	811081-003-005-1/2	SB-568A-16	1.3260g	12.3320g	10.4880g	16.8%	83.3%	
811081	811081-004-007-1/2	SB-561A-6	1.3220g	10.5630g	9.3700g	12.9%	87.1%	
811081	811081-005-009-1/2	SB-561A-8	1.3300g	10.9990g	9.8280g	12.1%	87.9%	
811081	811081-006-011-1/2	SB-561A-10	1.3120g	10.9620g	9.6730g	13.4%	86.6%	
811081	811081-007-013-1/2	SB-561A-12	1.3210g	11.7090g	10.3110g	13.5%	86.5%	
811081	811081-008-015-1/2	SB-561A-14	1.3160g	11.7410g	10.1920g	14.9%	85.1%	
811081	811081-009-017-1/2	SB-561A-16	1.3370g	10.9060g	9.4870g	14.8%	85.2%	
811081	811081-010-019-1/2	SB-544A-SS[SJ]	1.3160g	10.9180g	10.4670g	4.7%	95.3%	
811081	811081-011-021-1/2	SB-544A-SS0-0.5	1.3150g	11.3180g	10.0780g	12.4%	87.6%	
811081	811081-012-023-1/2	SB-544A-SS0.5-1	1.3200g	11.9230g	10.2440g	15.8%	84.2%	
811081	811081-013-025-1/2	SB-544A-2	1.3040g	12.3310g	10.6840g	14.9%	85.1%	
811081	811081-014-027-1/2	SB-544A-3	1.3130g	11.4920g	9.8900g	15.7%	84.3%	
811081	811081-015-029-1/2	SB-544A-4	1.3230g	11.7560g	10.1220g	15.7%	84.3%	
811081	811081-016-031-1/2	SB-541A-SS[SJ]	1.3150g	11.9260g	11.2780g	6.1%	93.9%	
811081	811081-017-033-1/2	SB-541A-SS0-0.5	1.3110g	11.4890g	9.3310g	21.2%	78.8%	
811081	811081-018-035-1/2	SB-541A-SS0.5-1	1.3130g	10.5280g	8.6000g	20.9%	79.1%	
811081	811081-019-037-1/2	SB-541A-2	1.3230g	10.8400g	9.2910g	16.3%	83.7%	
811081	811081-020-039-1/2	SB-541A-3	1.3210g	11.2080g	9.7640g	14.6%	85.4%	

Quantitation Report (QT Reviewed)

Signal #1 : H:\GCDATA\U\111908\U0317295.D\ECD1A.CH Vial: 37
Signal #2 : H:\GCDATA\U\111908\U0317295.D\ECD2B.CH
Acq On : 11-20-08 12:00:13 Operator: RP
Sample : 811081-016-031-1/2 5X Inst : Instrumen
Misc : SB-541A-SS[SJ] DL,S Multiplr: 1.00
IntFile Signal #1: autoint1.e IntFile Signal #2: autoint2.e
Quant Time: Nov 20 14:34 2008 Quant Results File: 080408AU.RES

Quant Method : H:\GCDATA\METHODS\U_ICAL\080408AU.M (Chemstation Integrator)
Title : 8082_PCB_Method / 608_PCB
Last Update : Wed Oct 29 12:14:54 2008
Response via : Initial Calibration
DataAcq Meth : PEST32UT.M

Volume Inj. : 1.0uL
Signal #1 Phase : RTx-CLP Signal #2 Phase: RTx-CLP2
Signal #1 Info : 0.32 Signal #2 Info : 0.32

Compound	RT#1	RT#2	Resp#1	Resp#2	PPB	PPB
System Monitoring Compounds						
1) S Tetrachloro-m-xy	7.43f	7.22f	39259055	71810689	3.673m	3.087m
Spiked Amount 20.000	Range 30 - 150		Recovery =		18.37%#	15.44%#
2) S Decachlorobiphen	24.01f	24.82f	47091047	91704910	3.315m	3.172m
Spiked Amount 20.000	Range 30 - 150		Recovery =		16.58%#	15.86%#
Target Compounds						
Sum AR1016			0	0	N.D.	N.D.
Average AR1016					0.000	0.000
Sum AR1221			0	0	N.D.	N.D.
Average AR1221					0.000	0.000
Sum AR1232			0	0	N.D.	N.D.
Average AR1232					0.000	0.000
Sum AR1242			0	0	N.D.	N.D.
Average AR1242					0.000	0.000
Sum AR1248			0	0	N.D.	N.D.
Average AR1248					0.000	0.000
Sum AR1254			0	0	N.D.	N.D.
Average AR1254					0.000	0.000
31) L7 AR1260	16.99f	17.55f	165.2E6	365.0E6	228.383	198.421m
32) L7 AR1260 (2)	17.91f	18.27f	332.5E6	575.5E6	248.403	243.589m
33) L7 AR1260 (3)	18.93f	20.52	280.9E6	367.9E6	269.233	236.779m
34) L7 AR1260 (4)	20.76	21.08	507.1E6	1111.7E6	305.507m	348.628m
35) L7 AR1260 (5)	21.40	21.88	248.1E6	634.6E6	327.873m	281.624m
Sum AR1260			1533.8E6	3054.8E6	1379.398	1309.041
Average AR1260					275.880	261.808
Sum AR1268			0	0	N.D.	N.D.
Average AR1268					0.000	0.000
Sum AR1262			0	0	N.D.	N.D.
Average AR1262					0.000	0.000

(f)=RT Delta > 1/2 Window (#)=Amounts differ by > 25% (m)=manual int.

Response Factor Report Instrumen

Method : I:\GCDATA\METHODS\U_ICAL\080408AU.M (Chemstation Integrator)
Title : 8082_PCB_Method / 608_PCB
Last Update : Tue Aug 05 12:52:18 2008

Cal-

Calibration Files
P005 =U0316141.D P025 =U0316140.D P050 =U0316139.D
P075 =U0316138.D P100 =U0316137.D P001 =U0316142.D

	Compound	P005	P025	P050	P075	P100	P001	Avg		%RSD
1) S	Tetrachloro-m-xylen	0.901	1.085	1.090	1.231	1.129	0.977	1.069	E7	10.85
2) S	Decachlorobiphenyl	1.465	1.456	1.309	1.533	1.314	1.448	1.421	E7	6.33
3) L1	AR1016	4.687	4.814	4.084	4.897	3.813	4.611	4.484	E5	9.71
4) L1	AR1016 (2)	6.331	7.040	5.572	6.988	5.600	6.014	6.257	E5	10.39
5) L1	AR1016 (3)	3.759	3.910	3.798	4.080	3.548	3.650	3.791	E5	4.98
6) L1	AR1016 (4)	2.167	2.573	2.442	2.556	2.272	2.321	2.389	E5	6.81
7) L1	AR1016 (5)	3.018	2.960	2.810	3.145	2.729	3.203	2.978	E5	6.20
8) L2	AR1221	1.287	1.268	1.174	1.114	1.106	1.479	1.238	E5	11.33
9) L2	AR1221 (2)	5.494	6.425	5.413	4.816	4.775	5.147	5.345	E4	11.34
10) L2	AR1221 (3)	3.289	3.140	3.052	2.942	2.975	3.604	3.167	E5	7.83
11) L3	AR1232	8.065	7.087	8.024	7.761	7.085	7.864	7.648	E4	5.87
12) L3	AR1232 (2)	1.173	0.938	0.935	0.752	0.770	1.150	0.953	E5	18.89
13) L3	AR1232 (3)	1.025	0.969	0.948	1.014	0.926	0.974	0.976	E5	3.86
14) L3	AR1232 (4)	1.558	1.338	1.148	1.321	1.222	1.678	1.378	E5	14.66
15) L3	AR1232 (5)	6.326	6.807	7.000	6.779	6.606	5.658	6.529	E4	7.40
16) L4	AR1242	1.369	1.306	1.444	1.477	1.391	1.362	1.391	E5	4.41
17) L4	AR1242 (2)	4.777	4.486	4.696	4.198	4.180	4.633	4.495	E5	5.68
18) L4	AR1242 (3)	1.500	1.390	1.429	1.419	1.345	1.422	1.417	E5	3.60
19) L4	AR1242 (4)	1.515	1.450	1.453	1.396	1.479	1.520	1.469	E5	3.16
20) L4	AR1242 (5)	9.260	8.795	9.219	8.702	8.702	9.700	9.063	E4	4.42
21) L5	AR1248	3.144	2.910	2.666	2.757	2.547	3.372	2.899	E5	10.71
22) L5	AR1248 (2)	2.408	2.264	2.305	2.257	2.127	2.540	2.317	E5	6.12
23) L5	AR1248 (3)	2.492	2.342	2.425	2.379	2.318	2.614	2.428	E5	4.53
24) L5	AR1248 (4)	2.332	2.207	2.274	2.220	2.199	2.687	2.320	E5	8.05
25) L5	AR1248 (5)	1.722	1.793	1.677	1.733	1.769	2.019	1.785	E5	6.79
26) L6	AR1254	5.269	4.656	4.376	4.287	4.206	6.034	4.805	E5	14.90
27) L6	AR1254 (2)	8.256	7.810	7.004	7.027	7.002	8.146	7.541	E5	7.94
28) L6	AR1254 (3)	7.411	7.414	6.820	6.971	7.046	8.336	7.333	E5	7.46
29) L6	AR1254 (4)	8.094	8.201	7.580	7.782	7.643	9.130	8.071	E5	7.11
30) L6	AR1254 (5)	3.380	3.422	3.190	3.307	3.431	3.931	3.444	E5	7.40
31) L7	AR1260	7.619	7.224	6.598	7.342	6.333	8.278	7.232	E5	9.71
32) L7	AR1260 (2)	1.362	1.345	1.265	1.448	1.253	1.358	1.338	E6	5.35
33) L7	AR1260 (3)	1.057	1.032	1.027	1.128	0.935	1.083	1.043	E6	6.22
34) L7	AR1260 (4)	1.623	1.624	1.556	1.857	1.588	1.710	1.660	E6	6.60
35) L7	AR1260 (5)	7.137	7.667	7.071	8.780	7.567	7.184	7.568	E5	8.48
36) L8	AR1268			6.413				6.413	E5	0.00
37) L8	AR1268 (2)			7.422				7.422	E5	0.00
38) L8	AR1268 (3)			4.857				4.857	E5	0.00
39) L8	AR1268 (4)			5.451				5.451	E5	0.00
40) L8	AR1268 (5)			7.029				7.029	E5	0.00
41) L9	AR1262			1.125				1.125	E6	0.00
42) L9	AR1262(2)			6.360				6.360	E5	0.00
43) L9	AR1262(3)			1.162				1.162	E6	0.00
44) L9	AR1262(4)			1.209				1.209	E6	0.00
45) L9	AR1262(5)			8.809				8.809	E5	0.00

Signal #2 Calibration Files
P005 =U0316141.D P025 =U0316140.D P050 =U0316139.D
P075 =U0316138.D P100 =U0316137.D P001 =U0316142.D

	Compound	P005	P025	P050	P075	P100	P001	Avg		%RSD
1) S	Tetrachloro-m-xylen	1.905	2.143	2.436	2.930	2.653	1.889	2.326	E7	18.09
2) S	Decachlorobiphenyl	2.764	2.943	2.756	3.334	2.911	2.637	2.891	E7	8.44
3) L1	AR1016	1.208	1.168	1.100	1.187	1.047	1.250	1.160	E6	6.39
4) L1	AR1016 (2)	0.953	0.950	0.937	1.006	0.890	1.024	0.960	E6	5.05
5) L1	AR1016 (3)	5.157	5.535	5.632	6.237	5.571	5.379	5.585	E5	6.48
6) L1	AR1016 (4)	7.070	7.101	6.967	7.693	6.905	7.168	7.151	E5	3.95
7) L1	AR1016 (5)	6.331	6.570	6.802	7.511	6.893	6.665	6.795	E5	5.91

(#) = Out of Range
080408AU.M Tue Aug 05 12:52:30 2008 1

Tetra Tech NUS **INTERNAL CORRESPONDENCE**

TO: **M. MARTIN** **DATE:** **MAY 1, 2009**

FROM: **JOSEPH KALINYAK** **COPIES:** **DV FILE**

SUBJECT: **ORGANIC DATA VALIDATION – PCB / MISC**
LOCKHEED MARTIN – BLOCK E
SDG 811083

SAMPLES: 12 / Soil / PCB

SB-541A-4	SB-543A-2	SB-543A-3
SB-543A-4	SB-543A-4SS0-0.5	SB-543A-SS[SJ]
SB-543A-SS0.5-1	SB-550A-SS[SJ]	SB-555A-10
SB-555A-12	SB-555A-14	SB-555A-16

5 / Soil / MISC

SB-543A-4SS0-0.5	SB-543A-SS[SJ]	SB-550A-SS[SJ]
SB-555A-10	SB-555A-12	

Overview

The sample set for Lockheed Martin Block E, SDG 811083 consists of twelve (12) soil environmental samples. Twelve (12) soil samples were analyzed for polychlorinated biphenyls (PCBs) and five (5) soil samples were analyzed for percent solids (MISC). There were no field duplicates associated with this data set.

The samples were collected by Tetra Tech on November 11, 2008 and analyzed by GPL Laboratories. All analyses were conducted in accordance with SW-846 Methods 8082 and CLP solids analytical and reporting protocols.

The data contained in this SDG was validated with regard to the following parameters: data completeness, holding times, initial/continuing calibrations, laboratory method blank results, surrogate spike recoveries, blank spike analysis, matrix spike analysis, chromatographic resolution, compound identification, compound quantitation, and detection limits. Areas of concern are listed below.

Major – No major issues.

Minor

- Positive results reported below the reporting limit (RL) but above the method detection limit (MDL) for the organic analyses were qualified as estimated, (J).

Notes

Sample SB-543A-SS[SJ] was diluted 10X for analysis due to a high Aroclor-1260 level. Sample SB-555A-12 was diluted 5X for analysis due to a high Aroclor-1260 level.

Sample SB-543A-SS[SJ] had a high recovery for surrogate decachlorobiphenyl for one of the GC columns Due to the high dilution the surrogate QC limits were not applicable for this sample and no action was taken.

Executive Summary:

Laboratory Performance: There were no issues.

Other Factors Affecting Data Quality: Dilutions were performed on two PCB samples resulting in higher reporting limits for non-detected PCBs for the associated samples.

The data for these analyses were reviewed with reference to Region III modifications to U.S. EPA National Functional Guidelines for Organic Data Validation (Sept. 1994). The text of this report has been formulated to address only those problem areas affecting data quality.

Tetra Tech NUS
Joseph Kalinyak
Chemist/Data Validator

Tetra Tech NUS
Joseph A. Samchuck
Quality Assurance Officer

Attachments:
Appendix A – Qualified Analytical Results
Appendix B – Results as Reported by the Laboratory
Appendix C – Support Documentation

DATA VALIDATION TRACKING FORM

Site Name :_LOCKHEED MARTIN-BLOCK E **Region**:__03___

Project Manager:__MARTIN,M._____ **CTO**:_____

Charge No.:___02135_____ **Validation**:

Validator:_____JK_____ ■ **Full**

QA:_____ □ **Limited**

□ **Cursory**

Sample Delivery Group:_____811083_____

Fraction:		AQUEOUS	SOLID	AIR
□	**VOA**	_____	_____	_____
□	**OVG**	_____	_____	_____
□	**SVOA**	_____	_____	_____
□	**PAH**	_____	_____	_____
■	**PEST/PCB**	_____	__12__	_____
□	**PCBH**	_____	_____	_____
□	**HERB**	_____	_____	_____
□	**PET**	_____	_____	_____
□	**EXP**	_____	_____	_____
□	**DIOX**	_____	_____	_____
□	**OPEST**	_____	_____	_____
□	**MISCO**	_____	_____	_____
□	**OTHER**	_____	_____	_____

Date Assigned:_____4-8-09_____ LOE Allotted: _____5-6_____hrs

Due Date:_____4-15-09_____ LOE Expended:

Date Valid Complete:_____ Validation _____hrs

Date QA Complete:_____ Corrections _____hrs

QA _____hrs

Total LOE Expended _____hrs

DATA VALIDATION TRACKING FORM

Site Name :_LOCKHEED MARTIN-BLOCK E **Region**:__03___

Project Manager:__MARTIN,M._____ **CTO**:_____

Charge No.:___02135_____ **Validation**:

Validator:_____ ■ **Full**

QA:_____ □ **Limited**

□ **Cursory**

Sample Delivery Group:_____811083_____

Fraction:		AQUEOUS	SOLID	AIR
□	**METALS**	_____	_____	_____
■	**MISC**	_____	__5___	_____
□	**RAD**	_____	_____	_____
□	**AVS/SEM**	_____	_____	_____
□	**OTHER**	_____	_____	_____

Date Assigned:_____
Due Date:_____
Date Valid Complete:_____
Date QA Complete:_____

LOE Allotted: _____hrs
LOE Expended:
Validation _____hrs
Corrections _____hrs
QA _____hrs

Total LOE Expended _____hrs

Appendix A

Qualified Analytical Results

Value Qualifier Key (Val Qual)

J – Positive result is considered estimated, "J", as a result of technical non-compliances.

UJ – Non-detected result is considered estimated, "UJ", as a result of technical non-compliances.

U - Value is a non-detect as reported by the laboratory.

UR – Non-detected result is considered rejected, (UR), as a result of technical non-compliances.

DATA QUALIFICATION CODE (QUAL CODE)

A = Lab Blank Contamination
B = Field Blank Contamination
C = Calibration Noncompliance (e.g. % RSDs, %Ds, ICVs, CCVs, RRFs, etc.)
C01 = GC/MS Tuning Noncompliance
D = MS/MSD Recovery Noncompliance
E = LCS/LCSD Recovery Noncompliance
F = Lab Duplicate Imprecision
G = Field Duplicate Imprecision
H = Holding Time Exceedance
I = ICP Serial Dilution Noncompliance
J = GFAA PDS - GFAA MSA's r < 0.995 / ICP PDS Recovery Noncompliance
K = ICP Interference - includes ICS % R Noncompliance
L = Instrument Calibration Range Exceedance
M = Sample Preservation Noncompliance
N = Internal Standard Noncompliance
N01 = Internal Standard Recovery Noncompliance Dioxins
N02 = Recovery Standard Noncompliance Dioxins
N03 = Clean-up Standard Noncompliance Dioxins
O = Poor Instrument Performance (e.g. base-line drifting)
P = Uncertainty near detection limit (< 2 x IDL for inorganics and <CRQL for organics)
Q = Other problems (can encompass a number of issues; e.g. chromatography,interferences, etc.)
R = Surrogates Recovery Noncompliance
S = Pesticide/PCB Resolution
T = % Breakdown Noncompliance for DDT and Endrin
U = % Difference between columns/detectors >25% for positive results determined via GC/HPLC
V = Non-linear calibrations; correlation coefficient r < 0.995
W = EMPC result
X = Signal to noise response drop
Y = Percent solids <30%
Z = Uncertainty at 2 sigma deviation is greater than sample activity

PROJ_NO: 02135 SDG: 811083 FRACTION: PEST/PCB MEDIA: SOIL	NSAMPLE	SB-541A-4			SB-543A-2			SB-543A-3			SB-543A-4		
	LAB_ID	811083-001			811083-006			811083-007			811083-008		
	SAMP_DATE	11/11/2008			11/11/2008			11/11/2008			11/11/2008		
	QC_TYPE	NM			NM			NM			NM		
	UNITS	UG/KG			UG/KG			UG/KG			UG/KG		
	PCT_SOLIDS	84.1			84.1			86.1			86.6		
	DUP_OF												
PARAMETER		RESULT	VQL	QLCD	RESULT	VQL	QLCD	RESULT	VQL	QLCD	RESULT	VQL	QLCD
AROCLOR-1016		20	U		20	U		19	U		19	U	
AROCLOR-1221		20	U		20	U		19	U		19	U	
AROCLOR-1232		20	U		20	U		19	U		19	U	
AROCLOR-1242		20	U		20	U		19	U		19	U	
AROCLOR-1248		20	U		20	U		19	U		19	U	
AROCLOR-1254		20	U		20	U		19	U		19	U	
AROCLOR-1260		20	U		20	U		19	U		19	U	

PROJ_NO: 02135	NSAMPLE	SB-543A-4SS0-0.5			SB-543A-SS[SJ]			SB-543A-SS0.5-1			SB-550A-SS[SJ]		
SDG: 811083	LAB_ID	811083-004			811083-003			811083-005			811083-002		
FRACTION: PEST/PCB	SAMP_DATE	11/11/2008			11/11/2008			11/11/2008			11/11/2008		
MEDIA: SOIL	QC_TYPE	NM			NM			NM			NM		
	UNITS	UG/KG			UG/KG			UG/KG			UG/KG		
	PCT_SOLIDS	82.6			94.6			85.6			95.3		
	DUP_OF												
PARAMETER		RESULT	VQL	QLCD	RESULT	VQL	QLCD	RESULT	VQL	QLCD	RESULT	VQL	QLCD
AROCLOR-1016		20	U		180	U		19	U		17	U	
AROCLOR-1221		20	U		180	U		19	U		17	U	
AROCLOR-1232		20	U		180	U		19	U		17	U	
AROCLOR-1242		20	U		180	U		19	U		17	U	
AROCLOR-1248		20	U		180	U		19	U		17	U	
AROCLOR-1254		20	U		180	U		19	U		17	U	
AROCLOR-1260		91			940			77			61		

PROJ_NO: 02135	NSAMPLE	SB-555A-10			SB-555A-12			SB-555A-14			SB-555A-16		
SDG: 811083	LAB_ID	811083-009			811083-010			811083-011			811083-012		
FRACTION: PEST/PCB	SAMP_DATE	11/11/2008			11/11/2008			11/11/2008			11/11/2008		
MEDIA: SOIL	QC_TYPE	NM			NM			NM			NM		
	UNITS	UG/KG			UG/KG			UG/KG			UG/KG		
	PCT_SOLIDS	81.9			89.2			83.0			83.2		
	DUP_OF												
PARAMETER		RESULT	VQL	QLCD	RESULT	VQL	QLCD	RESULT	VQL	QLCD	RESULT	VQL	QLCD
AROCLOR-1016		20	U		93	U		20	U		20	U	
AROCLOR-1221		20	U		93	U		20	U		20	U	
AROCLOR-1232		20	U		93	U		20	U		20	U	
AROCLOR-1242		20	U		93	U		20	U		20	U	
AROCLOR-1248		20	U		93	U		20	U		20	U	
AROCLOR-1254		20	U		93	U		20	U		20	U	
AROCLOR-1260		20	U		710			38	J	P	20	U	

PROJ_NO: 02135	NSAMPLE	SB-543A-4SS0-0.5			SB-543A-SS[SJ]			SB-550A-SS[SJ]			SB-555A-10		
SDG: 811083	LAB_ID	811083-004			811083-003			811083-002			811083-009		
FRACTION: MISC	SAMP_DATE	11/11/2008			11/11/2008			11/11/2008			11/11/2008		
MEDIA: SOIL	QC_TYPE	NM			NM			NM			NM		
	UNITS	%			%			%			%		
	PCT_SOLIDS	82.6			94.6			95.3			81.9		
	DUP_OF												
PARAMETER		RESULT	VQL	QLCD	RESULT	VQL	QLCD	RESULT	VQL	QLCD	RESULT	VQL	QLCD
PERCENT SOLIDS		82			94			95			82		

PROJ_NO: 02135	NSAMPLE	SB-555A-12		
SDG: 811083	LAB_ID	811083-010		
FRACTION: MISC	SAMP_DATE	11/11/2008		
MEDIA: SOIL	QC_TYPE	NM		
	UNITS	%		
	PCT_SOLIDS	89.2		
	DUP_OF			
PARAMETER		RESULT	VQL	QLCD
PERCENT SOLIDS		89		

Appendix B

Results as Reported by the Laboratory

Qualifier Definitions

Tetra Tech NUS

Work Order: 811083

All Departments

U	Indicates that the compound was analyzed for but not detected
BQL	Below Quantitation Limit

Organics

B	Indicates that the analyte was found in the associated blank as well as in the sample
D	Indicates that the analyte was reported from a diluted analysis
E	Indicates that the concentration detected exceeded the calibration range of the instrument
J	Value is less than the reporting limit but greater than the MDL
P	Indicates that there is greater than 25% difference for detected pesticide/Arochlor results between the two GC columns

Metals

J	Indicates that the reported value was less than the reporting limit but greater than or equal to the IDL/MDL
E	Indicates that the reported value is estimated because of the possible presence of interference (i.e. the serial dilution not within control limits)
H	Indicates that the element was found in the associated blank as well as in the sample and the value is greater than or equal to the reporting limit
D	Indicates that the analyte was reported from a diluted analysis
N	Spiked sample recovery not within control limits
*	Duplicate analysis not within control limits

Analytical Summary Report

Client Name:	Tetra Tech NUS	Sample Matrix:	SOIL
Client Sample ID:	SB-541A-4	Lab Sample ID:	811083-001-001-1/2
Sample Date/Time:	11/11/2008 14:06	Percent Moisture:	15.93
Receipt Date/Time:	11/12/2008 10:49	Preparation Method:	SW3550
Prepared Date/Time:	11/17/2008 09:10	Analytical Method:	SW8082

# Parameter	CAS	Reported Result	Q	Method Detection Limit	Reporting Limit	Dil Fact	Units	Analysis Date/Time	
1) PCB-1016	12674-11-2	BQL	U	1.4	20	1	ug/kg	11/19/08	00:06
2) PCB-1221	11104-28-2	BQL	U	2.8	20	1	ug/kg	11/19/08	00:06
3) PCB-1232	11141-16-5	BQL	U	3.7	20	1	ug/kg	11/19/08	00:06
4) PCB-1242	53469-21-9	BQL	U	0.83	20	1	ug/kg	11/19/08	00:06
5) PCB-1248	12672-29-6	BQL	U	0.95	20	1	ug/kg	11/19/08	00:06
6) PCB-1254	11097-69-1	BQL	U	1.9	20	1	ug/kg	11/19/08	00:06
7) PCB-1260	11096-82-5	BQL	U	1.5	20	1	ug/kg	11/19/08	00:06

# Surrogate Parameter	CAS	Percent Recovery	Control Limits	Dil Fact	Analysis Date/Time	
8) Decachlorobiphenyl	2051-24-3	67 %	30 - 144	1	11/19/08	00:06
9) Decachlorobiphenyl	2051-24-3	59 %	30 - 144	1	11/19/08	00:06
10) Tetrachloro-m-xylene	877-09-8	73 %	49 - 133	1	11/19/08	00:06
11) Tetrachloro-m-xylene	877-09-8	63 %	49 - 133	1	11/19/08	00:06

Analytical Summary Report

Client Name:	Tetra Tech NUS	Sample Matrix:	SOIL
Client Sample ID:	SB-543A-2	Lab Sample ID:	811083-006-011-1/2
Sample Date/Time:	11/11/2008 13:41	Percent Moisture:	15.87
Receipt Date/Time:	11/12/2008 10:49	Preparation Method:	SW3550
Prepared Date/Time:	11/17/2008 09:10	Analytical Method:	SW8082

#	Parameter	CAS	Reported Result	Q	Method Detection Limit	Reporting Limit	Dil Fact	Units	Analysis Date/Time	
1)	PCB-1016	12674-11-2	BQL	U	1.4	20	1	ug/kg	11/19/08	04:22
2)	PCB-1221	11104-28-2	BQL	U	2.8	20	1	ug/kg	11/19/08	04:22
3)	PCB-1232	11141-16-5	BQL	U	3.7	20	1	ug/kg	11/19/08	04:22
4)	PCB-1242	53469-21-9	BQL	U	0.83	20	1	ug/kg	11/19/08	04:22
5)	PCB-1248	12672-29-6	BQL	U	0.95	20	1	ug/kg	11/19/08	04:22
6)	PCB-1254	11097-69-1	BQL	U	1.9	20	1	ug/kg	11/19/08	04:22
7)	PCB-1260	11096-82-5	BQL	U	1.5	20	1	ug/kg	11/19/08	04:22

#	Surrogate Parameter	CAS	Percent Recovery	Control Limits	Dil Fact	Analysis Date/Time	
8)	Decachlorobiphenyl	2051-24-3	59 %	30 - 144	1	11/19/08	04:22
9)	Decachlorobiphenyl	2051-24-3	66 %	30 - 144	1	11/19/08	04:22
10)	Tetrachloro-m-xylene	877-09-8	60 %	49 - 133	1	11/19/08	04:22
11)	Tetrachloro-m-xylene	877-09-8	69 %	49 - 133	1	11/19/08	04:22

Analytical Summary Report

Client Name:	Tetra Tech NUS	Sample Matrix:	SOIL
Client Sample ID:	SB-543A-3	Lab Sample ID:	811083-007-013-1/2
Sample Date/Time:	11/11/2008 13:42	Percent Moisture:	13.94
Receipt Date/Time:	11/12/2008 10:49	Preparation Method:	SW3550
Prepared Date/Time:	11/17/2008 09:10	Analytical Method:	SW8082

#	Parameter	CAS	Reported Result	Q	Method Detection Limit	Reporting Limit	Dil Fact	Units	Analysis Date/Time	
1)	PCB-1016	12674-11-2	BQL	U	1.4	19	1	ug/kg	11/19/08	04:54
2)	PCB-1221	11104-28-2	BQL	U	2.7	19	1	ug/kg	11/19/08	04:54
3)	PCB-1232	11141-16-5	BQL	U	3.6	19	1	ug/kg	11/19/08	04:54
4)	PCB-1242	53469-21-9	BQL	U	0.81	19	1	ug/kg	11/19/08	04:54
5)	PCB-1248	12672-29-6	BQL	U	0.93	19	1	ug/kg	11/19/08	04:54
6)	PCB-1254	11097-69-1	BQL	U	1.8	19	1	ug/kg	11/19/08	04:54
7)	PCB-1260	11096-82-5	BQL	U	1.5	19	1	ug/kg	11/19/08	04:54

#	Surrogate Parameter	CAS	Percent Recovery	Control Limits	Dil Fact	Analysis Date/Time	
8)	Decachlorobiphenyl	2051-24-3	69%	30 - 144	1	11/19/08	04:54
9)	Decachlorobiphenyl	2051-24-3	62%	30 - 144	1	11/19/08	04:54
10)	Tetrachloro-m-xylene	877-09-8	71%	49 - 133	1	11/19/08	04:54
11)	Tetrachloro-m-xylene	877-09-8	61%	49 - 133	1	11/19/08	04:54

Analytical Summary Report

Client Name:	Tetra Tech NUS	Sample Matrix:	SOIL
Client Sample ID:	SB-543A-4	Lab Sample ID:	811083-008-015-1/2
Sample Date/Time:	11/11/2008 13:43	Percent Moisture:	13.38
Receipt Date/Time:	11/12/2008 10:49	Preparation Method:	SW3550
Prepared Date/Time:	11/17/2008 09:10	Analytical Method:	SW8082

#	Parameter	CAS	Reported Result	Q	Method Detection Limit	Reporting Limit	Dil Fact	Units	Analysis Date/Time	
1)	PCB-1016	12674-11-2	BQL	U	1.4	19	1	ug/kg	11/19/08	05:26
2)	PCB-1221	11104-28-2	BQL	U	2.7	19	1	ug/kg	11/19/08	05:26
3)	PCB-1232	11141-16-5	BQL	U	3.6	19	1	ug/kg	11/19/08	05:26
4)	PCB-1242	53469-21-9	BQL	U	0.81	19	1	ug/kg	11/19/08	05:26
5)	PCB-1248	12672-29-6	BQL	U	0.92	19	1	ug/kg	11/19/08	05:26
6)	PCB-1254	11097-69-1	BQL	U	1.8	19	1	ug/kg	11/19/08	05:26
7)	PCB-1260	11096-82-5	BQL	U	1.5	19	1	ug/kg	11/19/08	05:26

#	Surrogate Parameter	CAS	Percent Recovery	Control Limits	Dil Fact	Analysis Date/Time	
8)	Decachlorobiphenyl	2051-24-3	80 %	30 - 144	1	11/19/08	05:26
9)	Decachlorobiphenyl	2051-24-3	88 %	30 - 144	1	11/19/08	05:26
10)	Tetrachloro-m-xylene	877-09-8	86 %	49 - 133	1	11/19/08	05:26
11)	Tetrachloro-m-xylene	877-09-8	93 %	49 - 133	1	11/19/08	05:26

Analytical Summary Report

Client Name:	Tetra Tech NUS	Sample Matrix:	SOIL
Client Sample ID:	SB-543A-4SS0-0.5	Lab Sample ID:	811083-004-007-1/2
Sample Date/Time:	11/11/2008 13:40	Percent Moisture:	17.45
Receipt Date/Time:	11/12/2008 10:49	Preparation Method:	SW3550
Prepared Date/Time:	11/17/2008 09:10	Analytical Method:	SW8082

# Parameter	CAS	Reported Result	Q	Method Detection Limit	Reporting Limit	Dil Fact	Units	Analysis Date/Time	
1) PCB-1016	12674-11-2	BQL	U	1.4	20	1	ug/kg	11/19/08	03:18
2) PCB-1221	11104-28-2	BQL	U	2.8	20	1	ug/kg	11/19/08	03:18
3) PCB-1232	11141-16-5	BQL	U	3.8	20	1	ug/kg	11/19/08	03:18
4) PCB-1242	53469-21-9	BQL	U	0.85	20	1	ug/kg	11/19/08	03:18
5) PCB-1248	12672-29-6	BQL	U	0.97	20	1	ug/kg	11/19/08	03:18
6) PCB-1254	11097-69-1	BQL	U	1.9	20	1	ug/kg	11/19/08	03:18
7) **PCB-1260**	**11096-82-5**	**91**		**1.6**	**20**	**1**	**ug/kg**	**11/19/08**	**03:18**

# Surrogate Parameter	CAS	Percent Recovery	Control Limits	Dil Fact	Analysis Date/Time	
8) Decachlorobiphenyl	2051-24-3	67 %	30 - 144	1	11/19/08	03:18
9) Decachlorobiphenyl	2051-24-3	73 %	30 - 144	1	11/19/08	03:18
10) Tetrachloro-m-xylene	877-09-8	64 %	49 - 133	1	11/19/08	03:18
11) Tetrachloro-m-xylene	877-09-8	72 %	49 - 133	1	11/19/08	03:18

Analytical Summary Report

Client Name:	Tetra Tech NUS	Sample Matrix:	SOIL
Client Sample ID:	SB-543A-SS[SJ]DL	Lab Sample ID:	811083-003-005-1/2DL
Sample Date/Time:	11/11/2008 13:20	Percent Moisture:	5.45
Receipt Date/Time:	11/12/2008 10:49	Preparation Method:	SW3550
Prepared Date/Time:	11/17/2008 09:10	Analytical Method:	SW8082

#	Parameter	CAS	Reported Result	Q	Method Detection Limit	Reporting Limit	Dil Fact	Units	Analysis Date/Time	
1)	PCB-1016	12674-11-2	BQL	U	13	180	10	ug/kg	11/20/08	00:32
2)	PCB-1221	11104-28-2	BQL	U	25	180	10	ug/kg	11/20/08	00:32
3)	PCB-1232	11141-16-5	BQL	U	33	180	10	ug/kg	11/20/08	00:32
4)	PCB-1242	53469-21-9	BQL	U	7.4	180	10	ug/kg	11/20/08	00:32
5)	PCB-1248	12672-29-6	BQL	U	8.5	180	10	ug/kg	11/20/08	00:32
6)	PCB-1254	11097-69-1	BQL	U	17	180	10	ug/kg	11/20/08	00:32
7)	**PCB-1260**	**11096-82-5**	**940**		**14**	**180**	**10**	**ug/kg**	**11/20/08**	**00:32**

#	Surrogate Parameter	CAS	Percent Recovery	Control Limits	Dil Fact	Analysis Date/Time	
8)	**Decachlorobiphenyl**	**2051-24-3**	**152%**	**30 - 144**	**10**	**11/20/08**	**00:32**
9)	Decachlorobiphenyl	2051-24-3	142%	30 - 144	10	11/20/08	00:32
10)	Tetrachloro-m-xylene	877-09-8	86%	49 - 133	10	11/20/08	00:32
11)	Tetrachloro-m-xylene	877-09-8	103%	49 - 133	10	11/20/08	00:32

Analytical Summary Report

Client Name:	Tetra Tech NUS	Sample Matrix:	SOIL
Client Sample ID:	SB-543A-SS0.5-1	Lab Sample ID:	811083-005-009-1/2
Sample Date/Time:	11/11/2008 13:39	Percent Moisture:	14.39
Receipt Date/Time:	11/12/2008 10:49	Preparation Method:	SW3550
Prepared Date/Time:	11/17/2008 09:10	Analytical Method:	SW8082

#	Parameter	CAS	Reported Result	Q	Method Detection Limit	Reporting Limit	Dil Fact	Units	Analysis Date/Time	
1)	PCB-1016	12674-11-2	BQL	U	1.4	19	1	ug/kg	11/19/08	03:50
2)	PCB-1221	11104-28-2	BQL	U	2.7	19	1	ug/kg	11/19/08	03:50
3)	PCB-1232	11141-16-5	BQL	U	3.6	19	1	ug/kg	11/19/08	03:50
4)	PCB-1242	53469-21-9	BQL	U	0.82	19	1	ug/kg	11/19/08	03:50
5)	PCB-1248	12672-29-6	BQL	U	0.93	19	1	ug/kg	11/19/08	03:50
6)	PCB-1254	11097-69-1	BQL	U	1.9	19	1	ug/kg	11/19/08	03:50
7)	**PCB-1260**	**11096-82-5**	**77**		**1.5**	**19**	**1**	**ug/kg**	**11/19/08**	**03:50**

#	Surrogate Parameter	CAS	Percent Recovery	Control Limits	Dil Fact	Analysis Date/Time	
8)	Decachlorobiphenyl	2051-24-3	71 %	30 - 144	1	11/19/08	03:50
9)	Decachlorobiphenyl	2051-24-3	78 %	30 - 144	1	11/19/08	03:50
10)	Tetrachloro-m-xylene	877-09-8	72 %	49 - 133	1	11/19/08	03:50
11)	Tetrachloro-m-xylene	877-09-8	81 %	49 - 133	1	11/19/08	03:50

Analytical Summary Report

Client Name:	Tetra Tech NUS	Sample Matrix:	SOIL
Client Sample ID:	SB-550A-SS[SJ]	Lab Sample ID:	811083-002-003-1/2
Sample Date/Time:	11/11/2008 14:00	Percent Moisture:	4.66
Receipt Date/Time:	11/12/2008 10:49	Preparation Method:	SW3550
Prepared Date/Time:	11/17/2008 09:10	Analytical Method:	SW8082

#	Parameter	CAS	Reported Result	Q	Method Detection Limit	Reporting Limit	Dil Fact	Units	Analysis Date/Time	
1)	PCB-1016	12674-11-2	BQL	U	1.2	17	1	ug/kg	11/19/08	01:42
2)	PCB-1221	11104-28-2	BQL	U	2.4	17	1	ug/kg	11/19/08	01:42
3)	PCB-1232	11141-16-5	BQL	U	3.2	17	1	ug/kg	11/19/08	01:42
4)	PCB-1242	53469-21-9	BQL	U	0.73	17	1	ug/kg	11/19/08	01:42
5)	PCB-1248	12672-29-6	BQL	U	0.84	17	1	ug/kg	11/19/08	01:42
6)	PCB-1254	11097-69-1	BQL	U	1.7	17	1	ug/kg	11/19/08	01:42
7)	**PCB-1260**	**11096-82-5**	**61**		**1.4**	**17**	**1**	**ug/kg**	**11/19/08**	**01:42**

#	Surrogate Parameter	CAS	Percent Recovery	Control Limits	Dil Fact	Analysis Date/Time	
8)	Decachlorobiphenyl	2051-24-3	89 %	30 - 144	1	11/19/08	01:42
9)	Decachlorobiphenyl	2051-24-3	98 %	30 - 144	1	11/19/08	01:42
10)	Tetrachloro-m-xylene	877-09-8	96 %	49 - 133	1	11/19/08	01:42
11)	Tetrachloro-m-xylene	877-09-8	85 %	49 - 133	1	11/19/08	01:42

Client Name:	Tetra Tech NUS	Sample Matrix:	SOIL
Client Sample ID:	SB-555A-10	Lab Sample ID:	811083-009-017-1/2
Sample Date/Time:	11/11/2008 15:06	Percent Moisture:	18.06
Receipt Date/Time:	11/12/2008 10:49	Preparation Method:	SW3550
Prepared Date/Time:	11/17/2008 09:10	Analytical Method:	SW8082

#	Parameter	CAS	Reported Result	Q	Method Detection Limit	Reporting Limit	Dil Fact	Units	Analysis Date/Time	
1)	PCB-1016	12674-11-2	BQL	U	1.5	20	1	ug/kg	11/19/08	05:58
2)	PCB-1221	11104-28-2	BQL	U	2.8	20	1	ug/kg	11/19/08	05:58
3)	PCB-1232	11141-16-5	BQL	U	3.8	20	1	ug/kg	11/19/08	05:58
4)	PCB-1242	53469-21-9	BQL	U	0.85	20	1	ug/kg	11/19/08	05:58
5)	PCB-1248	12672-29-6	BQL	U	0.98	20	1	ug/kg	11/19/08	05:58
6)	PCB-1254	11097-69-1	BQL	U	2	20	1	ug/kg	11/19/08	05:58
7)	PCB-1260	11096-82-5	BQL	U	1.6	20	1	ug/kg	11/19/08	05:58

#	Surrogate Parameter	CAS	Percent Recovery	Control Limits	Dil Fact	Analysis Date/Time	
8)	Decachlorobiphenyl	2051-24-3	57 %	30 - 144	1	11/19/08	05:58
9)	Decachlorobiphenyl	2051-24-3	50 %	30 - 144	1	11/19/08	05:58
10)	Tetrachloro-m-xylene	877-09-8	60 %	49 - 133	1	11/19/08	05:58
11)	Tetrachloro-m-xylene	877-09-8	49 %	49 - 133	1	11/19/08	05:58

Analytical Summary Report

Client Name:	Tetra Tech NUS	Sample Matrix:	SOIL
Client Sample ID:	SB-555A-12DL	Lab Sample ID:	811083-010-019-1/2DL
Sample Date/Time:	11/11/2008 15:07	Percent Moisture:	10.77
Receipt Date/Time:	11/12/2008 10:49	Preparation Method:	SW3550
Prepared Date/Time:	11/17/2008 09:10	Analytical Method:	SW8082

#	Parameter	CAS	Reported Result	Q	Method Detection Limit	Reporting Limit	Dil Fact	Units	Analysis Date/Time	
1)	PCB-1016	12674-11-2	BQL	U	6.7	93	5	ug/kg	11/20/08	13:04
2)	PCB-1221	11104-28-2	BQL	U	13	93	5	ug/kg	11/20/08	13:04
3)	PCB-1232	11141-16-5	BQL	U	17	93	5	ug/kg	11/20/08	13:04
4)	PCB-1242	53469-21-9	BQL	U	3.9	93	5	ug/kg	11/20/08	13:04
5)	PCB-1248	12672-29-6	BQL	U	4.5	93	5	ug/kg	11/20/08	13:04
6)	PCB-1254	11097-69-1	BQL	U	9	93	5	ug/kg	11/20/08	13:04
7)	**PCB-1260**	**11096-82-5**	**710**		**7.3**	**93**	**5**	**ug/kg**	**11/20/08**	**13:04**

#	Surrogate Parameter	CAS	Percent Recovery	Control Limits	Dil Fact	Analysis Date/Time	
8)	Decachlorobiphenyl	2051-24-3	90%	30 - 144	5	11/20/08	13:04
9)	Decachlorobiphenyl	2051-24-3	93%	30 - 144	5	11/20/08	13:04
10)	Tetrachloro-m-xylene	877-09-8	71%	49 - 133	5	11/20/08	13:04
11)	Tetrachloro-m-xylene	877-09-8	99%	49 - 133	5	11/20/08	13:04

Analytical Summary Report

Client Name:	Tetra Tech NUS	Sample Matrix:	SOIL
Client Sample ID:	SB-555A-14	Lab Sample ID:	811083-011-021-1/2
Sample Date/Time:	11/11/2008 15:08	Percent Moisture:	16.98
Receipt Date/Time:	11/12/2008 10:49	Preparation Method:	SW3550
Prepared Date/Time:	11/17/2008 09:10	Analytical Method:	SW8082

#	Parameter	CAS	Reported Result	Q	Method Detection Limit	Reporting Limit	Dil Fact	Units	Analysis Date/Time	
1)	PCB-1016	12674-11-2	BQL	U	1.4	20	1	ug/kg	11/19/08	07:02
2)	PCB-1221	11104-28-2	BQL	U	2.8	20	1	ug/kg	11/19/08	07:02
3)	PCB-1232	11141-16-5	BQL	U	3.7	20	1	ug/kg	11/19/08	07:02
4)	PCB-1242	53469-21-9	BQL	U	0.84	20	1	ug/kg	11/19/08	07:02
5)	PCB-1248	12672-29-6	BQL	U	0.96	20	1	ug/kg	11/19/08	07:02
6)	PCB-1254	11097-69-1	BQL	U	1.9	20	1	ug/kg	11/19/08	07:02
7)	**PCB-1260**	**11096-82-5**	**38**	**P**	**1.6**	**20**	**1**	**ug/kg**	**11/19/08**	**07:02**

#	Surrogate Parameter	CAS	Percent Recovery	Control Limits	Dil Fact	Analysis Date/Time	
8)	Decachlorobiphenyl	2051-24-3	70 %	30 - 144	1	11/19/08	07:02
9)	Decachlorobiphenyl	2051-24-3	73 %	30 - 144	1	11/19/08	07:02
10)	Tetrachloro-m-xylene	877-09-8	77 %	49 - 133	1	11/19/08	07:02
11)	Tetrachloro-m-xylene	877-09-8	67 %	49 - 133	1	11/19/08	07:02

Client Name:	Tetra Tech NUS	Sample Matrix:	SOIL
Client Sample ID:	SB-555A-16	Lab Sample ID:	811083-012-023-1/2
Sample Date/Time:	11/11/2008 15:09	Percent Moisture:	16.77
Receipt Date/Time:	11/12/2008 10:49	Preparation Method:	SW3550
Prepared Date/Time:	11/17/2008 09:10	Analytical Method:	SW8082

#	Parameter	CAS	Reported Result	Q	Method Detection Limit	Reporting Limit	Dil Fact	Units	Analysis Date/Time	
1)	PCB-1016	12674-11-2	BQL	U	1.4	20	1	ug/kg	11/19/08	07:34
2)	PCB-1221	11104-28-2	BQL	U	2.8	20	1	ug/kg	11/19/08	07:34
3)	PCB-1232	11141-16-5	BQL	U	3.7	20	1	ug/kg	11/19/08	07:34
4)	PCB-1242	53469-21-9	BQL	U	0.84	20	1	ug/kg	11/19/08	07:34
5)	PCB-1248	12672-29-6	BQL	U	0.96	20	1	ug/kg	11/19/08	07:34
6)	PCB-1254	11097-69-1	BQL	U	1.9	20	1	ug/kg	11/19/08	07:34
7)	PCB-1260	11096-82-5	BQL	U	1.6	20	1	ug/kg	11/19/08	07:34

#	Surrogate Parameter	CAS	Percent Recovery	Control Limits	Dil Fact	Analysis Date/Time	
8)	Decachlorobiphenyl	2051-24-3	72 %	30 - 144	1	11/19/08	07:34
9)	Decachlorobiphenyl	2051-24-3	77 %	30 - 144	1	11/19/08	07:34
10)	Tetrachloro-m-xylene	877-09-8	71 %	49 - 133	1	11/19/08	07:34
11)	Tetrachloro-m-xylene	877-09-8	81 %	49 - 133	1	11/19/08	07:34

Analytical Summary Report

Client Name:	Tetra Tech NUS	Sample Matrix:	SOIL
Client Sample ID:	SB-543A-4SS0-0.5	Lab Sample ID:	811083-004-007-1/2
Sample Date/Time:	11/11/2008 13:40	Percent Moisture:	17.45
Receipt Date/Time:	11/12/2008 10:49	Preparation Method:	NA
Prepared Date/Time:		Analytical Method:	CLP_SOLIDS

#	Parameter	CAS	Reported Result	Q	Method Detection Limit	Reporting Limit	Dil Fact	Units	Analysis Date/Time
1)	**Percent Solids**	**10-02-6**	**82**		**1**	**1.0**	**1**	**%**	**11/14/08 12:47**

Analytical Summary Report

Client Name:	Tetra Tech NUS	Sample Matrix:	SOIL
Client Sample ID:	SB-543A-SS[SJ]	Lab Sample ID:	811083-003-005-1/2
Sample Date/Time:	11/11/2008 13:20	Percent Moisture:	5.45
Receipt Date/Time:	11/12/2008 10:49	Preparation Method:	NA
Prepared Date/Time:		Analytical Method:	CLP_SOLIDS

#	Parameter	CAS	Reported Result	Q	Method Detection Limit	Reporting Limit	Dil Fact	Units	Analysis Date/Time
1)	**Percent Solids**	**10-02-6**	**94**		**1**	**1.0**	**1**	**%**	**11/14/08 12:47**

Analytical Summary Report

Client Name:	Tetra Tech NUS	Sample Matrix:	SOIL
Client Sample ID:	SB-550A-SS[SJ]	Lab Sample ID:	811083-002-003-1/2
Sample Date/Time:	11/11/2008 14:00	Percent Moisture:	4.66
Receipt Date/Time:	11/12/2008 10:49	Preparation Method:	NA
Prepared Date/Time:		Analytical Method:	CLP_SOLIDS

#	Parameter	CAS	Reported Result	Q	Method Detection Limit	Reporting Limit	Dil Fact	Units	Analysis Date/Time	
1)	**Percent Solids**	**10-02-6**	**95**		**1**	**1.0**	**1**	**%**	**11/14/08**	**12:47**

Analytical Summary Report

Client Name:	Tetra Tech NUS	Sample Matrix:	SOIL
Client Sample ID:	SB-555A-10	Lab Sample ID:	811083-009-017-1/2
Sample Date/Time:	11/11/2008 15:06	Percent Moisture:	18.06
Receipt Date/Time:	11/12/2008 10:49	Preparation Method:	NA
Prepared Date/Time:		Analytical Method:	CLP_SOLIDS

#	Parameter	CAS	Reported Result	Q	Method Detection Limit	Reporting Limit	Dil Fact	Units	Analysis Date/Time	
1)	**Percent Solids**	**10-02-6**	**82**		**1**	**1.0**	**1**	**%**	**11/14/08**	**12:47**

Analytical Summary Report

Client Name:	Tetra Tech NUS	Sample Matrix:	SOIL
Client Sample ID:	SB-555A-12	Lab Sample ID:	811083-010-019-1/2
Sample Date/Time:	11/11/2008 15:07	Percent Moisture:	10.77
Receipt Date/Time:	11/12/2008 10:49	Preparation Method:	NA
Prepared Date/Time:		Analytical Method:	CLP_SOLIDS

#	Parameter	CAS	Reported Result	Q	Method Detection Limit	Reporting Limit	Dil Fact	Units	Analysis Date/Time	
1)	**Percent Solids**	**10-02-6**	**89**		**1**	**1.0**	**1**	**%**	**11/14/08**	**12:47**

Appendix C

Support Documentation

HOLDTIME

SDG 811083

SORT	UNITS	NSAMPLE	LAB_ID	QC_TYPE	SAMP_DATE	EXTR_DATE	ANAL_DATE	SMP_EXTR	EXTR_ANL	SMP_ANL
PCS	%	SB-543A-SS[SJ]	811083-003	NM	11/11/2008	12/30/1899	11/14/2008	-45104	39766	3
PCS	%	SB-550A-SS[SJ]	811083-002	NM	11/11/2008	12/30/1899	11/14/2008	-45104	39766	3
PCS	%	SB-555A-10	811083-009	NM	11/11/2008	12/30/1899	11/14/2008	-45104	39766	3
PCS	%	SB-555A-12	811083-010	NM	11/11/2008	12/30/1899	11/14/2008	-45104	39766	3
PCS	%	SB-543A-4SS0-0.5	811083-004	NM	11/11/2008	12/30/1899	11/14/2008	-45104	39766	3
PCB	%	SB-555A-14	811083-011	NM	11/11/2008	12/30/1899	11/19/2008	-45104	39771	8
PCB	%	SB-541A-4	811083-001	NM	11/11/2008	12/30/1899	11/19/2008	-45104	39771	8
PCB	%	SB-543A-2	811083-006	NM	11/11/2008	12/30/1899	11/19/2008	-45104	39771	8
PCB	%	SB-543A-3	811083-007	NM	11/11/2008	12/30/1899	11/19/2008	-45104	39771	8
PCB	%	SB-543A-4	811083-008	NM	11/11/2008	12/30/1899	11/19/2008	-45104	39771	8
PCB	%	SB-543A-4SS0-0.5	811083-004	NM	11/11/2008	12/30/1899	11/19/2008	-45104	39771	8
PCB	%	SB-543A-SS[SJ]	811083-003	NM	11/11/2008	12/30/1899	11/20/2008	-45104	39772	9
PCB	%	SB-543A-SS0.5-1	811083-005	NM	11/11/2008	12/30/1899	11/19/2008	-45104	39771	8
PCB	%	SB-550A-SS[SJ]	811083-002	NM	11/11/2008	12/30/1899	11/19/2008	-45104	39771	8
PCB	%	SB-555A-12	811083-010	NM	11/11/2008	12/30/1899	11/20/2008	-45104	39772	9

SORT	UNITS	NSAMPLE	LAB_ID	QC_TYPE	SAMP_DATE	EXTR_DATE	ANAL_DATE	SMP_EXTR	EXTR_ANL	SMP_ANL
PCB	%	SB-555A-16	811083-012	NM	11/11/2008	12/30/1899	11/19/2008	-4E+04	39771	8
PCB	%	SB-555A-10	811083-009	NM	11/11/2008	12/30/1899	11/19/2008	-4E+04	39771	8
PCB	UG/KG	SB-555A-16	811083-012	NM	11/11/2008	12/30/1899	11/19/2008	-4E+04	39771	8
PCB	UG/KG	SB-541A-4	811083-001	NM	11/11/2008	12/30/1899	11/19/2008	-4E+04	39771	8
PCB	UG/KG	SB-543A-2	811083-006	NM	11/11/2008	12/30/1899	11/19/2008	-4E+04	39771	8
PCB	UG/KG	SB-543A-3	811083-007	NM	11/11/2008	12/30/1899	11/19/2008	-4E+04	39771	8
PCB	UG/KG	SB-543A-4	811083-008	NM	11/11/2008	12/30/1899	11/19/2008	-4E+04	39771	8
PCB	UG/KG	SB-543A-4SS0-0.5	811083-004	NM	11/11/2008	12/30/1899	11/19/2008	-4E+04	39771	8
PCB	UG/KG	SB-543A-SS[SJ]	811083-003	NM	11/11/2008	12/30/1899	11/20/2008	-4E+04	39772	9
PCB	UG/KG	SB-543A-SS0.5-1	811083-005	NM	11/11/2008	12/30/1899	11/19/2008	-4E+04	39771	8
PCB	UG/KG	SB-550A-SS[SJ]	811083-002	NM	11/11/2008	12/30/1899	11/19/2008	-4E+04	39771	8
PCB	UG/KG	SB-555A-10	811083-009	NM	11/11/2008	12/30/1899	11/19/2008	-4E+04	39771	8
PCB	UG/KG	SB-555A-12	811083-010	NM	11/11/2008	12/30/1899	11/20/2008	-4E+04	39772	9
PCB	UG/KG	SB-555A-14	811083-011	NM	11/11/2008	12/30/1899	11/19/2008	-4E+04	39771	8

GPL LABORATORIES, LLLP

7210A Corporate Court
Frederick, MD 21703
(301) 694-5310
Tel. (301) 620-0731

Contract #/Billing Reference: 112IC01855

of Pgs.

Project: Block E Soil Characterization - Phase II
Client: TT NUS
Send Results To: Dev Murali
Address: 20251 Century Blvd. Suite 200
Germantown, MD 20874
Phone: (301) 528-3063

Turnaround Time: 5-Days
# of Containers: 22
Container Type: 4 oz
Preservative Used: —
Type of Analysis: PCB

Sample ID#	Date Sampled	Time Sampled	Sample Matrix	Sampler's Initials	PCB										Lab Cooler No.	CLIENT COMMENTS
SB-553A-SS[illegible]	11/11/08	1300	Soil	DLM	2											
SB-543A-SS[illegible]		1320			2											
SB-543A-SS0-0.5		1340			2											
SB-543A-SS0.5-1		1339			2											
SB-543A-2		1341			2											Analyze only if 0-0.5 is > 1ppm
SB-543A-3		1342			2											Analyze only if 2 is > 1ppm
SB-543A-4		1343			2											Analyze only if 3 is > 1ppm
SB-555A-10		1506			2											
SB-555A-12		1507			2											
SB-555A-14		1508			2											Analyze only if 12 is > 1ppm
SB-555A-16		1509			2											Analyze only if 14 is > 1ppm

Relinquished By:	Date/Time	Received By:	Relinquished By:	Received for Laboratory By:	Date/Time
[signature]	11/11/08 1627	[signature]		[signature]	11/11/08 1830
Relinquished By:	Date/Time	Received By:	Date/Time / Shipper:	Airbill No.:	
Relinquished By:	Date/Time	Received By:	Lab Comments:		Temp: 4°

G.P. W.O. 811083

Chain of Custody

Tetra Tech NUS

SDG: 811083

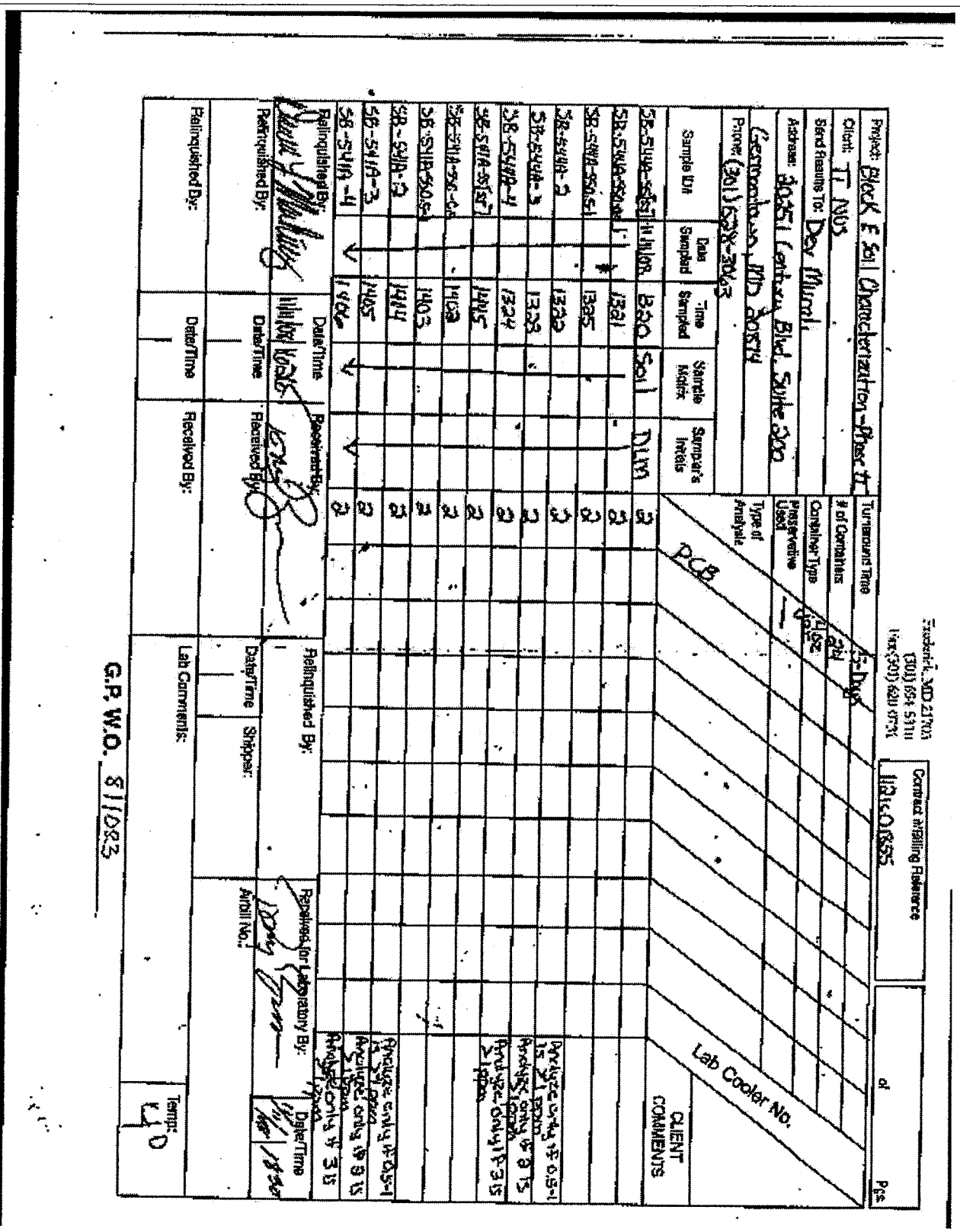

GPL Laboratories, LLLP

SAMPLE RECEIPT CHECKLIST

WO No: 811083
Client Name: Tetratech
Date Received: 11/12/08
Time Received: 18:30
Received By: Tony

Carrier Name: GPL Courier
Prepared (Logged In) By: WS : 11/12/08
Project:
Site:
VOA Holding Blank ID No:

	YES	NO
Airbill/Manifest Present? No: N/A		✓
Shipping Container in Good Condition?	✓	
Custody Seals Present on Shipping Container?	✓	
Condition: Good ✓ Broken		
Chain of Custody Present?	✓	
Chain of Custody Agrees with Sample Labels?	✓	
Chain of Custody Signed?	✓	
Packing Present in Shipping Container?	✓	
Type of Packing: Bubble wrap		
Custody Seals on Sample Bottles?	✓	
Condition: Good ✓ Broken		
Total Number of Sample Bottles 24	✓	
Total Number of Samples 12	✓	
Samples Intact?	✓	
Sufficient Sample Volume for Indicated Test?	✓	

	YES	NO
Trip Blanks Received?		✓
No. of Sets		
VOA Vials Have Zero Headspace?		✓
Preservatives Added to Samples?		✓
pH Check Required?		✓
Performed By:		
Ice Present in Shipping Container?	✓	

Containers #	Temperature
2	4°
	WS

Project Manager Contacted?
Name: Gareth
Date Contacted: 11/12/08

Any NO response must be detailed in the comments section below. If items are not applicable to particular samples or contracts, they should be marked N/A.

COMMENTS: Sample

Checklist Completed By:
Date: 11/12/08

SOP No: F-2v18

Case Narrative

Tetra Tech NUS

Block E Soil Characterization - Phase II

Work Order: 811083

Reviewed by Garth Herdrich on 11-26-2008

The Case Narrative, Chain of Custody, Sample Receipt Checklist, and the cover page of the Sample Analysis Report, are integral parts of GPL Laboratories' report package. If you did not receive all of these documents, please contact GPL immediately.

Sample Receipt

Twelve soil samples were received on 11/12/2008. The samples were delivered by GPL courier. Sample receipt conditions and temperatures are documented on the Sample Receipt checklist.

Based on the Chain of Custody, GPL initially analyzed five of the twelve samples, and at Tetra Tech's request analyzed all twelve.

Sample Analysis

Samples were prepared and analyzed by GPL using the analytical methodologies indicated on the Sample Analysis Summary Report. In some chromatographic analyses, manual integration is used instead of automated integration because it produces more accurate results. All manual integrations are denoted on the sample quantitation report. Analysis results and limits for soil are reported on a dry weight basis unless otherwise specified on the report.

PCBs

Twelve soil samples were extracted and analyzed for PCB compounds using EPA SW846 method 8082.
All extraction and analysis holding times were met.
All surrogate spike recoveries were within QC limits except diluted sample SB-543A-SS[SJ] showed high Decachlorbiphenyl recovery in one of the columns.
Sample SB-543A-SS[SJ] was analyzed at 1:10 times dilution. Sample SB-555A-12 was analyzed at 1:5 times dilution due to the presence of analytes above the calibration limits. The modified sample IDs are SB-543A-SS[SJ]DL and SB-555A-12DL respectively.

Matrix spike analysis was performed on sample SB-541A-4. All spike recoveries were within the QC limits.
A laboratory control sample was extracted and analyzed along with the batch. All recoveries were within QC limits.

Reviewed By,
Project Manager

Approved By,
Laboratory Director

GPL Laboratories, LLLP

Sample Summary Report

Tetra Tech NUS

Work Order: 811083

Client Sample ID	Lab Sample ID	Analytical Method	Matrix	Date Sampled	Date Recieved
SB-541A-4	811083-001-001-1/2	SW8082	SOIL	11/11/2008	11/12/2008
SB-543A-2	811083-006-011-1/2	SW8082	SOIL	11/11/2008	11/12/2008
SB-543A-3	811083-007-013-1/2	SW8082	SOIL	11/11/2008	11/12/2008
SB-543A-4	811083-008-015-1/2	SW8082	SOIL	11/11/2008	11/12/2008
SB-543A-4SS0-0.5	811083-004-007-1/2 811083-004-007-1/2	SW8082 CLP_SOLIDS	SOIL	11/11/2008	11/12/2008
SB-543A-SS0.5-1	811083-005-009-1/2	SW8082	SOIL	11/11/2008	11/12/2008
SB-543A-SS[SJ]	811083-003-005-1/2	CLP_SOLIDS	SOIL	11/11/2008	11/12/2008
SB-543A-SS[SJ]DL	811083-003-005-1/2DL	SW8082	SOIL	11/11/2008	11/12/2008
SB-550A-SS[SJ]	811083-002-003-1/2 811083-002-003-1/2	SW8082 CLP_SOLIDS	SOIL	11/11/2008	11/12/2008
SB-555A-10	811083-009-017-1/2 811083-009-017-1/2	SW8082 CLP_SOLIDS	SOIL	11/11/2008	11/12/2008
SB-555A-12	811083-010-019-1/2	CLP_SOLIDS	SOIL	11/11/2008	11/12/2008
SB-555A-12DL	811083-010-019-1/2DL	SW8082	SOIL	11/11/2008	11/12/2008
SB-555A-14	811083-011-021-1/2	SW8082	SOIL	11/11/2008	11/12/2008
SB-555A-16	811083-012-023-1/2	SW8082	SOIL	11/11/2008	11/12/2008

Surrogate Recovery Summary

Matrix : SOIL

Analytical Method : SW8082

SDG No : 811083

Surrogate	CL10BZ2	XYL2456CLM
Lower QC Limits	30	49
Upper QC Limits	144	133
Sample ID		
BKS106717	80	100
	72	84
BLK106717	63	80
	71	89
SB-541A-4	67	73
	59	63
SB-541A-4MS	64	74
	71	62
SB-543A-2	59	60
	66	69
SB-543A-3	62	61
	69	71
SB-543A-4	80	86
	88	93
SB-543A-4SS0-0.5	67	64
	73	72
SB-543A-SS0.5-1	71	72
	78	81
SB-543A-SS[SJ]DL	152 *	86
	142	103
SB-550A-SS[SJ]	89	96
	98	85
SB-555A-10	57	60
	50	49
SB-555A-12DL	90	71
	93	99
SB-555A-14	73	77
	70	67
SB-555A-16	72	71
	77	81

* Value outside of QC Limts

CL10BZ2 = Decachlorobiphenyl XYL2456CLM = Tetrachloro-m-xylene

3 of 17

GPL Laboratories

MS Recovery

SAMPLE NO
SB-541A-4MS

Lab Name : GPL Laboratories
Contract. : Block E Soil Characterization - Phase II
Lab Code : GPL
SDG NO : 811083
Matrix : SOIL
Lab Sample ID : 811083-001-001-1/2MS
Method : SW8082
Analysis Date : 11/19/2008

COMPOUND	SPIKE ADDED (ug/kg)	SAMPLE CONCENTRATION (ug/kg)	MS CONCENTRATION (ug/kg)	MS % REC	QC LIMTS
PCB-1016	200	0	160	80	40-140
PCB-1260	200	0	180	93	60-130

* Values Outside of QC Limits.

Spike recovery : 0 out of 2 outside limits

GPL Laboratories

LCS SUMMARY

SAMPLE NO
BKS106717

Lab Name : GPL Laboratories
Lab Code : GPL
Matrix : SOIL
Method : SW8082

Contract. : Block E Soil Characterization - Phase II
SDG NO : 811083
Lab Sample ID : BKS106717
Analysis Date : 11/18/2008

COMPOUND	SPIKE ADDED (ug/kg)	BLANK CONCENTRATION (ug/kg)	LCS CONCENTRATION (ug/kg)	LCS % REC	QC LIMTS
PCB-1016	170	0	140	84	40-140
PCB-1260	170	0	160	93	60-130

* Values Outside of QC Limits.

Spike recovery : 0 out of 2 outside limits

SW8082

GPL Laboratories

GPL
FORM 4
PESTICIDE METHOD BLANK SUMMARY

SAMPLE NO
BLK106717

Lab Name :	GPL Laboratories	Client. :	Tetra Tech NUS
Lab Code :	GPL	SAS NO. :	106717
Lab File ID :	U0317230.D	SDG NO :	811083
Date Extracted :	11/17/2008	Lab Sample ID :	BLK106717
Date Analyzed(1)	11/18/2008	Time Analyzed (1):	23:02
Date Analyzed (2)	11/18/2008	Time Analyzed(2)	23:02
GC Column(1)	RTx-CLP ID : _____ (mm)	GC Column(2) :	RTx-CLP2 ID : _____ (mm)
Matrix :(Soil/Water).	SOIL	Extraction:	SepF / Cont / Sonc
Sulfur Cleanup:(Y/N).			

THIS METHOD BLANK APPLIES TO THE FOLLOWING SAMPLES,MS AND MSD :

Client Sample ID	Lab Sample ID	Date Analyzed 1	Date Analyzed 2
BKS106717	BKS106717	11/18/2008	11/18/2008
SB-541A-4	811083-001-001-1/2	11/19/2008	11/19/2008
SB-541A-4MS	811083-001-001-1/2MS	11/19/2008	11/19/2008
SB-550A-SS[SJ]	811083-002-003-1/2	11/19/2008	11/19/2008
SB-543A-4SS0-0.5	811083-004-007-1/2	11/19/2008	11/19/2008
SB-543A-SS0.5-1	811083-005-009-1/2	11/19/2008	11/19/2008
SB-543A-2	811083-006-011-1/2	11/19/2008	11/19/2008
SB-543A-3	811083-007-013-1/2	11/19/2008	11/19/2008
SB-543A-4	811083-008-015-1/2	11/19/2008	11/19/2008
SB-555A-10	811083-009-017-1/2	11/19/2008	11/19/2008
SB-555A-14	811083-011-021-1/2	11/19/2008	11/19/2008
SB-555A-16	811083-012-023-1/2	11/19/2008	11/19/2008
SB-543A-SS[SJ]DL	811083-003-005-1/2	11/20/2008	11/20/2008
SB-555A-12DL	811083-010-019-1/2	11/20/2008	11/20/2008

GPL Laboratories

GPL
FORM I
ANALYSIS DATA SHEET

SAMPLE NO
BLK106717

Lab Name :	GPL Laboratories	Client. :	Tetra Tech NUS
Lab Code :	GPL	SAS NO. :	
Case No. :		SDG NO :	811083
Matrix : (Soil / Water)	SOIL	Lab Sample ID :	BLK106717
Sample Volume :	30	Lab File ID :	U0317230.D
% Moisture:		Date Received	
Extraction:	SW3550	Date Extracted:	11/17/2008
Extract Volume:	10 mL	Date Analyzed	11/18/2008
Injection Volume :	1 µL	Dilution Factor :	1
GPC Clean up (Y/N):	pH:		

Concentration Units (ug/L or ug/kg dry weight) : ug/kg

CAS NO	COMPOUND		Q
12674-11-2	PCB-1016	17	U
11104-28-2	PCB-1221	17	U
11141-16-5	PCB-1232	17	U
53469-21-9	PCB-1242	17	U
12672-29-6	PCB-1248	17	U
11097-69-1	PCB-1254	17	U
11096-82-5	PCB-1260	17	U

Quantitation Report (QT Reviewed)

Signal #1 : I:\GCDATA\U\111808\U0317230.D\ECD1A.CH Vial: 28
Signal #2 : I:\GCDATA\U\111808\U0317230.D\ECD2B.CH
Acq On : 11-18-08 23:02:22 Operator: RP
Sample : BLK106717 Inst : Instrumen
Misc : BLK,S Multiplr: 1.00
IntFile Signal #1: autoint1.e IntFile Signal #2: autoint2.e
Quant Time: Nov 19 14:38 2008 Quant Results File: 080408AU.RES

Quant Method : H:\GCDATA\METHODS\U_ICAL\080408AU.M (Chemstation Integrator)
Title : 8082_PCB_Method / 608_PCB
Last Update : Wed Oct 29 12:14:54 2008
Response via : Initial Calibration
DataAcq Meth : PEST32UT.M

Volume Inj. : 1.0uL
Signal #1 Phase : RTx-CLP Signal #2 Phase: RTx-CLP2
Signal #1 Info : 0.32 Signal #2 Info : 0.32

Compound	RT#1	RT#2	Resp#1	Resp#2	PPB	PPB
System Monitoring Compounds						
1) S Tetrachloro-m-xy	7.43f	7.23f	190.8E6	372.3E6	17.850m	16.008m
Spiked Amount 20.000	Range 30 - 150		Recovery =		89.25%	80.04%
2) S Decachlorobiphen	24.01	24.82	200.8E6	362.6E6	14.131m	12.542m
Spiked Amount 20.000	Range 30 - 150		Recovery =		70.66%	62.71%
Target Compounds						
Sum AR1016			0	0	N.D.	N.D.
Average AR1016					0.000	0.000
Sum AR1221			0	0	N.D.	N.D.
Average AR1221					0.000	0.000
Sum AR1232			0	0	N.D.	N.D.
Average AR1232					0.000	0.000
Sum AR1242			0	0	N.D.	N.D.
Average AR1242					0.000	0.000
Sum AR1248			0	0	N.D.	N.D.
Average AR1248					0.000	0.000
Sum AR1254			0	0	N.D.	N.D.
Average AR1254					0.000	0.000
Sum AR1260			0	0	N.D.	N.D.
Average AR1260					0.000	0.000
Sum AR1268			0	0	N.D.	N.D.
Average AR1268					0.000	0.000
Sum AR1262			0	0	N.D.	N.D.
Average AR1262					0.000	0.000

Response Factor Report Instrumen

Method : I:\GCDATA\METHODS\U_ICAL\080408AU.M (Chemstation Integrator)
Title : 8082_PCB_Method / 608_PCB
Last Update : Tue Aug 05 12:52:18 2008

Cal e

Calibration Files
P005 =U0316141.D P025 =U0316140.D P050 =U0316139.D
P075 =U0316138.D P100 =U0316137.D P001 =U0316142.D

		Compound	P005	P025	P050	P075	P100	P001	Avg		%RSD
1)	S	Tetrachloro-m-xylen	0.901	1.085	1.090	1.231	1.129	0.977	1.069	E7	10.85
2)	S	Decachlorobiphenyl	1.465	1.456	1.309	1.533	1.314	1.448	1.421	E7	6.33
3)	L1	AR1016	4.687	4.814	4.084	4.897	3.813	4.611	4.484	E5	9.71
4)	L1	AR1016 (2)	6.331	7.040	5.572	6.988	5.600	6.014	6.257	E5	10.39
5)	L1	AR1016 (3)	3.759	3.910	3.798	4.080	3.548	3.650	3.791	E5	4.98
6)	L1	AR1016 (4)	2.167	2.573	2.442	2.556	2.272	2.321	2.389	E5	6.81
7)	L1	AR1016 (5)	3.018	2.960	2.810	3.145	2.729	3.203	2.978	E5	6.20
8)	L2	AR1221	1.287	1.268	1.174	1.114	1.106	1.479	1.238	E5	11.33
9)	L2	AR1221 (2)	5.494	6.425	5.413	4.816	4.775	5.147	5.345	E4	11.34
10)	L2	AR1221 (3)	3.289	3.140	3.052	2.942	2.975	3.604	3.167	E5	7.83
11)	L3	AR1232	8.065	7.087	8.024	7.761	7.085	7.864	7.648	E4	5.87
12)	L3	AR1232 (2)	1.173	0.938	0.935	0.752	0.770	1.150	0.953	E5	18.89
13)	L3	AR1232 (3)	1.025	0.969	0.948	1.014	0.926	0.974	0.976	E5	3.86
14)	L3	AR1232 (4)	1.558	1.338	1.148	1.321	1.222	1.678	1.378	E5	14.66
15)	L3	AR1232 (5)	6.326	6.807	7.000	6.779	6.606	5.658	6.529	E4	7.40
16)	L4	AR1242	1.369	1.306	1.444	1.477	1.391	1.362	1.391	E5	4.41
17)	L4	AR1242 (2)	4.777	4.486	4.696	4.198	4.180	4.633	4.495	E5	5.68
18)	L4	AR1242 (3)	1.500	1.390	1.429	1.419	1.345	1.422	1.417	E5	3.60
19)	L4	AR1242 (4)	1.515	1.450	1.453	1.396	1.479	1.520	1.469	E5	3.16
20)	L4	AR1242 (5)	9.260	8.795	9.219	8.702	8.702	9.700	9.063	E4	4.42
21)	L5	AR1248	3.144	2.910	2.666	2.757	2.547	3.372	2.899	E5	10.71
22)	L5	AR1248 (2)	2.408	2.264	2.305	2.257	2.127	2.540	2.317	E5	6.12
23)	L5	AR1248 (3)	2.492	2.342	2.425	2.379	2.318	2.614	2.428	E5	4.53
24)	L5	AR1248 (4)	2.332	2.207	2.274	2.220	2.199	2.687	2.320	E5	8.05
25)	L5	AR1248 (5)	1.722	1.793	1.677	1.733	1.769	2.019	1.785	E5	6.79
26)	L6	AR1254	5.269	4.656	4.376	4.287	4.206	6.034	4.805	E5	14.90
27)	L6	AR1254 (2)	8.256	7.810	7.004	7.027	7.002	8.146	7.541	E5	7.94
28)	L6	AR1254 (3)	7.411	7.414	6.820	6.971	7.046	8.336	7.333	E5	7.46
29)	L6	AR1254 (4)	8.094	8.201	7.580	7.782	7.643	9.130	8.071	E5	7.11
30)	L6	AR1254 (5)	3.380	3.422	3.190	3.307	3.431	3.931	3.444	E5	7.40
31)	L7	AR1260	7.619	7.224	6.598	7.342	6.333	8.278	7.232	E5	9.71
32)	L7	AR1260 (2)	1.362	1.345	1.265	1.448	1.253	1.358	1.338	E6	5.35
33)	L7	AR1260 (3)	1.057	1.032	1.027	1.128	0.935	1.083	1.043	E6	6.22
34)	L7	AR1260 (4)	1.623	1.624	1.556	1.857	1.588	1.710	1.660	E6	6.60
35)	L7	AR1260 (5)	7.137	7.667	7.071	8.780	7.567	7.184	7.568	E5	8.48
36)	L8	AR1268			6.413				6.413	E5	0.00
37)	L8	AR1268 (2)			7.422				7.422	E5	0.00
38)	L8	AR1268 (3)			4.857				4.857	E5	0.00
39)	L8	AR1268 (4)			5.451				5.451	E5	0.00
40)	L8	AR1268 (5)			7.029				7.029	E5	0.00
41)	L9	AR1262			1.125				1.125	E6	0.00
42)	L9	AR1262(2)			6.360				6.360	E5	0.00
43)	L9	AR1262(3)			1.162				1.162	E6	0.00
44)	L9	AR1262(4)			1.209				1.209	E6	0.00
45)	L9	AR1262(5)			8.809				8.809	E5	0.00

Signal #2 Calibration Files
P005 =U0316141.D P025 =U0316140.D P050 =U0316139.D
P075 =U0316138.D P100 =U0316137.D P001 =U0316142.D

		Compound	P005	P025	P050	P075	P100	P001	Avg		%RSD
1)	S	Tetrachloro-m-xylen	1.905	2.143	2.436	2.930	2.653	1.889	2.326	E7	18.09
2)	S	Decachlorobiphenyl	2.764	2.943	2.756	3.334	2.911	2.637	2.891	E7	8.44
3)	L1	AR1016	1.208	1.168	1.100	1.187	1.047	1.250	1.160	E6	6.39
4)	L1	AR1016 (2)	0.953	0.950	0.937	1.006	0.890	1.024	0.960	E6	5.05
5)	L1	AR1016 (3)	5.157	5.535	5.632	6.237	5.571	5.379	5.585	E5	6.48
6)	L1	AR1016 (4)	7.070	7.101	6.967	7.693	6.905	7.168	7.151	E5	3.95
7)	L1	AR1016 (5)	6.331	6.570	6.802	7.511	6.893	6.665	6.795	E5	5.91

(#) = Out of Range

Method : I:\GCDATA\METHODS\U_ICAL\080408AU.M (Chemstation Integrator)
Title : 8082_PCB_Method / 608_PCB
Last Update : Tue Aug 05 12:52:18 2008

Cal.

Calibration Files
P005 =U0316141.D P025 =U0316140.D P050 =U0316139.D
P075 =U0316138.D P100 =U0316137.D P001 =U0316142.D

	Compound	P005	P025	P050	P075	P100	P001	Avg		%RSD
8)	L2 AR1221	3.065	3.052	2.831	2.838	2.752	3.366	2.984	E5	7.57
9)	L2 AR1221 (2)	2.184	2.115	1.958	2.015	1.877	2.487	2.106	E5	10.28
10)	L2 AR1221 (3)	0.871	0.821	0.761	0.761	0.715	1.004	0.822	E6	12.67
11)	L3 AR1232	1.166	1.131	1.122	1.075	1.138	1.115	1.125	E5	2.67
12)	L3 AR1232 (2)	2.459	2.077	2.022	1.991	1.890	2.451	2.149	E5	11.42
13)	L3 AR1232 (3)	1.998	1.853	1.877	1.937	1.988	2.098	1.958	E5	4.57
14)	L3 AR1232 (4)	1.537	1.542	1.650	1.643	1.694	1.541	1.601	E5	4.33
15)	L3 AR1232 (5)	3.494	3.166	3.361	3.430	3.493	3.320	3.377	E5	3.70
16)	L4 AR1242	3.293	3.322	3.246	3.335	3.097	3.414	3.285	E5	3.26
17)	L4 AR1242 (2)	1.849	1.791	1.836	1.877	1.924	1.939	1.869	E6	2.98
18)	L4 AR1242 (3)	4.437	4.091	3.933	3.868	3.905	4.739	4.162	E5	8.45
19)	L4 AR1242 (4)	6.327	6.004	5.996	5.834	5.934	6.690	6.131	E5	5.22
20)	L4 AR1242 (5)	5.999	6.030	6.743	6.273	6.613	5.936	6.266	E5	5.45
21)	L5 AR1248	8.443	7.401	7.915	7.274	7.062	9.280	7.896	E5	10.66
22)	L5 AR1248 (2)	9.293	8.922	9.673	9.183	9.003	9.723	9.300	E5	3.61
23)	L5 AR1248 (3)	6.475	6.337	6.966	6.656	6.671	7.939	6.841	E5	8.45
24)	L5 AR1248 (4)	5.254	4.746	5.200	4.994	5.038	6.431	5.277	E5	11.24
25)	L5 AR1248 (5)	3.301	3.810	4.097	4.079	4.192	3.429	3.818	E5	9.83
26)	L6 AR1254	1.098	1.141	1.064	1.062	1.049	1.164	1.096	E6	4.30
27)	L6 AR1254 (2)	1.258	1.327	1.178	1.184	1.173	1.374	1.249	E6	6.90
28)	L6 AR1254 (3)	1.831	1.988	1.873	1.934	1.950	1.957	1.922	E6	3.05
29)	L6 AR1254 (4)	1.670	1.793	1.693	1.760	1.770	1.782	1.745	E6	2.90
30)	L6 AR1254 (5)	1.746	1.881	1.837	1.944	1.973	1.698	1.846	E6	5.88
31)	L7 AR1260	1.910	1.810	1.684	1.942	1.671	2.020	1.840	E6	7.75
32)	L7 AR1260 (2)	2.306	2.379	2.280	2.683	2.147	2.381	2.363	E6	7.56
33)	L7 AR1260 (3)	1.473	1.547	1.457	1.781	1.534	1.530	1.554	E6	7.54
34)	L7 AR1260 (4)	3.420	3.697	3.682	2.863	2.147	3.323	3.189	E6	18.62
35)	L7 AR1260 (5)	2.024	2.343	2.284	2.751	2.147	1.972	2.254	E6	12.54
36)	L8 AR1268			1.607				1.607	E6	0.00
37)	L8 AR1268 (2)			6.219				6.219	E5	0.00
38)	L8 AR1268 (3)			4.222				4.222	E6	0.00
39)	L8 AR1268 (4)			1.057				1.057	E6	0.00
40)	L8 AR1268 (5)			1.501				1.501	E6	0.00
41)	L9 AR1262#2			2.249				2.249	E6	0.00
42)	L9 AR1262(2)#2			3.547				3.547	E6	0.00
43)	L9 AR1262(3)#2			2.694				2.694	E6	0.00
44)	L9 AR1262(4)#2			4.094				4.094	E6	0.00
45)	L9 AR1262(5)#2			1.836				1.836	E6	0.00

(#) = Out of Range

Evaluate Continuing Calibration Report

Signal #1 : H:\GCDATA\U\111808\U0317225.D\ECD1A.CH Vial: 23
Signal #2 : H:\GCDATA\U\111808\U0317225.D\ECD2B.CH
Acq On : 11-18-08 20:22:15 Operator: RP
Sample : AR1660-3 Inst : Instrumen
Misc : 8082 STD Multiplr: 1.00
IntFile Signal #1: autoint1.e IntFile Signal #2: autoint2.e

Method : H:\GCDATA\METHODS\U_ICAL\080408AU.M (Chemstation Integrator)
Title : 8082_PCB_Method / 608_PCB
Last Update : Wed Oct 29 12:14:54 2008
Response via : Multiple Level Calibration

CCV

Min. RRF : 0.000 Min. Rel. Area : 50% Max. R.T. Dev 0.50min
Max. RRF Dev : 15% Max. Rel. Area : 150%

		Compound	AvgRF	CCRF	%Dev	Area%	Dev(min)
1	S	Tetrachloro-m-xylene	10.687	10.822 E6	-1.3	0#	-0.03
2	S	Decachlorobiphenyl	14.207	13.747 E6	3.2	0#	-0.02
3	L1	AR1016	448.402	408.583 E3	8.9	0#	-0.03
4	L1	AR1016 (2)	625.726	588.214 E3	6.0	0#	-0.03
5	L1	AR1016 (3)	379.079	368.959 E3	2.7	0#	-0.03
6	L1	AR1016 (4)	238.873	216.774 E3	9.3	0#	-0.03
7	L1	AR1016 (5)	297.773	283.982 E3	4.6	0#	-0.03
31	L7	AR1260	723.247	654.064 E3	9.6	0#	-0.03
32	L7	AR1260 (2)	1.338	1.250 E6	6.6	0#	-0.03
33	L7	AR1260 (3)	1.043	0.972 E6	6.8	0#	-0.03
34	L7	AR1260 (4)	1.660	1.567 E6	5.6	0#	-0.02
35	L7	AR1260 (5)	756.756	760.113 E3	-0.4	0#	-0.02
		Signal #2					
1	S	Tetrachloro-m-xylene	23.259	22.666 E6	2.5	0#	-0.02
2	S	Decachlorobiphenyl	28.909	25.998 E6	10.1	0#	-0.02
3	L1	AR1016	1.160	1.031 E6	11.1	0#	-0.03
4	L1	AR1016 (2)	960.037	832.602 E3	13.3	0#	-0.02
5	L1	AR1016 (3)	558.518	453.368 E3	18.8#	0#	-0.02
6	L1	AR1016 (4)	715.065	612.882 E3	14.3	0#	-0.02
7	L1	AR1016 (5)	679.519	630.444 E3	7.2	0#	-0.02
31	L7	AR1260	1.840	1.553 E6	15.6#	0#	-0.02
32	L7	AR1260 (2)	2.363	2.153 E6	8.9	0#	-0.02
33	L7	AR1260 (3)	1.554	1.324 E6	14.8	0#	-0.02
34	L7	AR1260 (4)	3.189	3.391 E6	-6.3	0#	-0.02
35	L7	AR1260 (5)	2.254	2.057 E6	8.7	0#	-0.02

(#) = Out of Range SPCC's out = 0 CCC's out = 0
U0317225.D 080408AU.M Fri Nov 21 15:05:38 2008

Quantitation Report (QT Reviewed)

Signal #1 : I:\GCDATA\U\111808\U0317225.D\ECD1A.CH Vial: 23
Signal #2 : I:\GCDATA\U\111808\U0317225.D\ECD2B.CH
Acq On : 11-18-08 20:22:15 Operator: RP
Sample : AR1660-3 Inst : Instrumen
Misc : 8082 STD Multiplr: 1.00
IntFile Signal #1: autoint1.e IntFile Signal #2: autoint2.e
Quant Time: Nov 19 13:55 2008 Quant Results File: 080408AU.RES

Quant Method : H:\GCDATA\METHODS\U_ICAL\080408AU.M (Chemstation Integrator)
Title : 8082_PCB_Method / 608_PCB
Last Update : Wed Oct 29 12:14:54 2008
Response via : Initial Calibration
DataAcq Meth : PEST32UT.M

Volume Inj. : 1.0uL
Signal #1 Phase : RTx-CLP Signal #2 Phase: RTx-CLP2
Signal #1 Info : 0.32 Signal #2 Info : 0.32

Compound	RT#1	RT#2	Resp#1	Resp#2	PPB	PPB
System Monitoring Compounds						
1) S Tetrachloro-m-xy	7.42f	7.22f	270.6E6	566.7E6	25.315m	24.362m
Spiked Amount 20.000	Range 30 - 150		Recovery =		126.58%	121.81%
2) S Decachlorobiphen	24.01	24.82	343.7E6	649.9E6	24.190m	22.483m
Spiked Amount 20.000	Range 30 - 150		Recovery =		120.95%	112.42%
Target Compounds						
3) L1 AR1016	10.22f	10.66f	204.3E6	515.4E6	455.599m	444.290m
4) L1 AR1016 (2)	11.96f	12.67	294.1E6	416.3E6	470.025m	433.630m
5) L1 AR1016 (3)	12.39f	12.98	184.5E6	226.7E6	486.652m	405.867m
6) L1 AR1016 (4)	12.59f	13.99	108.4E6	306.4E6	453.744m	428.550m
7) L1 AR1016 (5)	13.60f	14.31	142.0E6	315.2E6	476.844m	463.890m
Sum AR1016			933.3E6	1780.0E6	2342.863	2176.227
Average AR1016					468.573	435.245
Sum AR1221			0	0	N.D.	N.D.
Average AR1221					0.000	0.000
Sum AR1232			0	0	N.D.	N.D.
Average AR1232					0.000	0.000
Sum AR1242			0	0	N.D.	N.D.
Average AR1242					0.000	0.000
Sum AR1248			0	0	N.D.	N.D.
Average AR1248					0.000	0.000
Sum AR1254			0	0	N.D.	N.D.
Average AR1254					0.000	0.000
31) L7 AR1260	16.99f	17.56f	327.0E6	776.4E6	452.172m	422.039m
32) L7 AR1260 (2)	17.91f	18.27f	624.9E6	1076.5E6	466.858m	455.640m
33) L7 AR1260 (3)	18.93f	20.52	485.8E6	662.0E6	465.626m	426.031m
34) L7 AR1260 (4)	20.76	21.08	783.4E6	1695.6E6	471.956m	531.728m
35) L7 AR1260 (5)	21.40	21.88	380.1E6	1028.4E6	502.218m	456.346m
Sum AR1260			2601.2E6	5238.8E6	2358.830	2291.784
Average AR1260					471.766	458.357
Sum AR1268			0	0	N.D.	N.D.
Average AR1268					0.000	0.000
Sum AR1262			0	0	N.D.	N.D.
Average AR1262					0.000	0.000

(f)=RT Delta > 1/2 Window (#)=Amounts differ by > 25% (m)=manual int.

Evaluate Continuing Calibration Report

Signal #1 : H:\GCDATA\U\111808\U0317236.D\ECD1A.CH Vial: 34
Signal #2 : H:\GCDATA\U\111808\U0317236.D\ECD2B.CH
Acq On : 11-19-08 02:14:34 Operator: RP
Sample : AR1660-3 Inst : Instrumen
Misc : STD Multiplr: 1.00
IntFile Signal #1: autoint1.e IntFile Signal #2: autoint2.e

Method : H:\GCDATA\METHODS\U_ICAL\080408AU.M (Chemstation Integrator)
Title : 8082_PCB_Method / 608_PCB
Last Update : Wed Oct 29 12:14:54 2008
Response via : Multiple Level Calibration

CCV

Min. RRF : 0.000 Min. Rel. Area : 50% Max. R.T. Dev 0.50min
Max. RRF Dev : 15% Max. Rel. Area : 150%

		Compound	AvgRF	CCRF		%Dev	Area%	Dev(min)
1	S	Tetrachloro-m-xylene	10.687	10.608	E6	0.7	0#	-0.02
2	S	Decachlorobiphenyl	14.207	14.359	E6	-1.1	0#	-0.02
3	L1	AR1016	448.402	437.603	E3	2.4	0#	0.00
4	L1	AR1016 (2)	625.726	584.775	E3	6.5	0#	-0.02
5	L1	AR1016 (3)	379.079	365.585	E3	3.6	0#	-0.01
6	L1	AR1016 (4)	238.873	224.016	E3	6.2	0#	-0.01
7	L1	AR1016 (5)	297.773	296.156	E3	0.5	0#	-0.02
31	L7	AR1260	723.247	664.137	E3	8.2	0#	-0.02
32	L7	AR1260 (2)	1.338	1.253	E6	6.4	0#	-0.03
33	L7	AR1260 (3)	1.043	0.988	E6	5.3	0#	-0.02
34	L7	AR1260 (4)	1.660	1.612	E6	2.9	0#	-0.02
35	L7	AR1260 (5)	756.756	720.433	E3	4.8	0#	-0.02
		Signal #2						
1	S	Tetrachloro-m-xylene	23.259	21.729	E6	6.6	0#	-0.02
2	S	Decachlorobiphenyl	28.909	28.373	E6	1.9	0#	-0.02
3	L1	AR1016	1.160	1.034	E6	10.9	0#	0.00
4	L1	AR1016 (2)	960.037	867.235	E3	9.7	0#	0.00
5	L1	AR1016 (3)	558.518	437.609	E3	21.6#	0#	0.00
6	L1	AR1016 (4)	715.065	644.452	E3	9.9	0#	0.00
7	L1	AR1016 (5)	679.519	689.255	E3	-1.4	0#	-0.01
31	L7	AR1260	1.840	1.640	E6	10.9	0#	-0.02
32	L7	AR1260 (2)	2.363	2.200	E6	6.9	0#	-0.02
33	L7	AR1260 (3)	1.554	1.417	E6	8.8	0#	-0.01
34	L7	AR1260 (4)	3.189	3.524	E6	-10.5	0#	-0.02
35	L7	AR1260 (5)	2.254	2.175	E6	3.5	0#	-0.01

(#) = Out of Range SPCC's out = 0 CCC's out = 0
U0317236.D 080408AU.M Fri Nov 21 15:05:47 2008

Quantitation Report (QT Reviewed)

Signal #1 : I:\GCDATA\U\111808\U0317236.D\ECD1A.CH Vial: 34
Signal #2 : I:\GCDATA\U\111808\U0317236.D\ECD2B.CH
Acq On : 11-19-08 02:14:34 Operator: RP
Sample : AR1660-3 Inst : Instrumen
Misc : STD Multiplr: 1.00
IntFile Signal #1: autoint1.e IntFile Signal #2: autoint2.e
Quant Time: Nov 19 8:20 2008 Quant Results File: 080408AU.RES

Quant Method : H:\GCDATA\METHODS\U_ICAL\080408AU.M (Chemstation Integrator)
Title : 8082_PCB_Method / 608_PCB
Last Update : Wed Oct 29 12:14:54 2008
Response via : Initial Calibration
DataAcq Meth : PEST32UT.M

Volume Inj. : 1.0uL
Signal #1 Phase : RTx-CLP Signal #2 Phase: RTx-CLP2
Signal #1 Info : 0.32 Signal #2 Info : 0.32

Compound	RT#1	RT#2	Resp#1	Resp#2	PPB	PPB
System Monitoring Compounds						
1) S Tetrachloro-m-xy	7.43f	7.23f	265.2E6	543.2E6	24.814m	23.355m
Spiked Amount 20.000	Range 30 - 150		Recovery =		124.07%	116.78%
2) S Decachlorobiphen	24.01	24.82	359.0E6	709.3E6	25.268m	24.536m
Spiked Amount 20.000	Range 30 - 150		Recovery =		126.34%	122.68%
Target Compounds						
3) L1 AR1016	10.26	10.69	218.8E6	516.9E6	487.958m	445.555m
4) L1 AR1016 (2)	11.97	12.68	292.4E6	433.6E6	467.277m	451.667m
5) L1 AR1016 (3)	12.40	12.99	182.8E6	218.8E6	482.202m	391.759m
6) L1 AR1016 (4)	12.60	14.00	112.0E6	322.2E6	468.902m	450.625m
7) L1 AR1016 (5)	13.61	14.31	148.1E6	344.6E6	497.286m	507.164m
Sum AR1016			954.1E6	1836.1E6	2403.625	2246.770
Average AR1016					480.725	449.354
Sum AR1221			0	0	N.D.	N.D.
Average AR1221					0.000	0.000
Sum AR1232			0	0	N.D.	N.D.
Average AR1232					0.000	0.000
Sum AR1242			0	0	N.D.	N.D.
Average AR1242					0.000	0.000
Sum AR1248			0	0	N.D.	N.D.
Average AR1248					0.000	0.000
Sum AR1254			0	0	N.D.	N.D.
Average AR1254					0.000	0.000
31) L7 AR1260	17.00f	17.56	332.1E6	820.1E6	459.135	445.791
32) L7 AR1260 (2)	17.92f	18.28	626.6E6	1100.2E6	468.172	465.676m
33) L7 AR1260 (3)	18.93f	20.52	494.1E6	708.6E6	473.574	456.052
34) L7 AR1260 (4)	20.76	21.08	806.2E6	1761.9E6	485.692m	552.542m
35) L7 AR1260 (5)	21.40	21.88	360.2E6	1087.7E6	476.001m	482.659m
Sum AR1260			2619.2E6	5478.5E6	2362.574	2402.720
Average AR1260					472.515	480.544
Sum AR1268			0	0	N.D.	N.D.
Average AR1268					0.000	0.000
Sum AR1262			0	0	N.D.	N.D.
Average AR1262					0.000	0.000

Evaluate Continuing Calibration Report

Signal #1 : I:\GCDATA\U\111808\U0317247.D\ECD1A.CH Vial: 45
Signal #2 : I:\GCDATA\U\111808\U0317247.D\ECD2B.CH
Acq On : 11-19-08 08:06:49 Operator: RP
Sample : AR1660-3 Inst : Instrumen
Misc : STD Multiplr: 1.00
IntFile Signal #1: autoint1.e IntFile Signal #2: autoint2.e

Method : H:\GCDATA\METHODS\U_ICAL\080408AU.M (Chemstation Integrator)
Title : 8082_PCB_Method / 608_PCB
Last Update : Wed Oct 29 12:14:54 2008
Response via : Multiple Level Calibration

CCV

Min. RRF : 0.000 Min. Rel. Area : 50% Max. R.T. Dev 0.50min
Max. RRF Dev : 15% Max. Rel. Area : 150%

		Compound	AvgRF	CCRF		%Dev	Area%	Dev(min)
1	S	Tetrachloro-m-xylene	10.687	10.721	E6	-0.3	0#	0.04
2	S	Decachlorobiphenyl	14.207	14.649	E6	-3.1	0#	-0.02
3	L1	AR1016	448.402	400.187	E3	10.8	0#	0.00
4	L1	AR1016 (2)	625.726	534.809	E3	14.5	0#	0.00
5	L1	AR1016 (3)	379.079	358.977	E3	5.3	0#	0.00
6	L1	AR1016 (4)	238.873	223.179	E3	6.6	0#	-0.01
7	L1	AR1016 (5)	297.773	278.162	E3	6.6	0#	-0.01
31	L7	AR1260	723.247	658.093	E3	9.0	0#	-0.03
32	L7	AR1260 (2)	1.338	1.244	E6	7.0	0#	-0.03
33	L7	AR1260 (3)	1.043	0.991	E6	5.0	0#	-0.03
34	L7	AR1260 (4)	1.660	1.576	E6	5.1	0#	-0.02
35	L7	AR1260 (5)	756.756	720.197	E3	4.8	0#	-0.02
		Signal #2						
1	S	Tetrachloro-m-xylene	23.259	21.087	E6	9.3	0#	0.04
2	S	Decachlorobiphenyl	28.909	28.486	E6	1.5	0#	-0.02
3	L1	AR1016	1.160	1.015	E6	12.5	0#	0.00
4	L1	AR1016 (2)	960.037	838.895	E3	12.6	0#	0.00
5	L1	AR1016 (3)	558.518	447.909	E3	19.8#	0#	0.00
6	L1	AR1016 (4)	715.065	616.082	E3	13.8	0#	-0.01
7	L1	AR1016 (5)	679.519	675.749	E3	0.6	0#	-0.01
31	L7	AR1260	1.840	1.620	E6	12.0	0#	-0.02
32	L7	AR1260 (2)	2.363	2.168	E6	8.3	0#	-0.03
33	L7	AR1260 (3)	1.554	1.361	E6	12.4	0#	-0.02
34	L7	AR1260 (4)	3.189	3.513	E6	-10.2	0#	-0.02
35	L7	AR1260 (5)	2.254	2.127	E6	5.6	0#	-0.02

Quantitation Report (QT Reviewed)

Signal #1 : I:\GCDATA\U\111808\U0317247.D\ECD1A.CH Vial: 45
Signal #2 : I:\GCDATA\U\111808\U0317247.D\ECD2B.CH
Acq On : 11-19-08 08:06:49 Operator: RP
Sample : AR1660-3 Inst : Instrumen
Misc : STD Multiplr: 1.00
IntFile Signal #1: autoint1.e IntFile Signal #2: autoint2.e
Quant Time: Nov 19 9:11 2008 Quant Results File: 080408AU.RES

Quant Method : H:\GCDATA\METHODS\U_ICAL\080408AU.M (Chemstation Integrator)
Title : 8082_PCB_Method / 608_PCB
Last Update : Wed Oct 29 12:14:54 2008
Response via : Initial Calibration
DataAcq Meth : PEST32UT.M

Volume Inj. : 1.0uL
Signal #1 Phase : RTx-CLP Signal #2 Phase: RTx-CLP2
Signal #1 Info : 0.32 Signal #2 Info : 0.32

Compound	RT#1	RT#2	Resp#1	Resp#2	PPB	PPB
System Monitoring Compounds						
1) S Tetrachloro-m-xy	7.49f	7.29f	268.0E6	527.2E6	25.079m	22.665m
Spiked Amount 20.000	Range 30 - 150		Recovery =		125.40%	113.33%
2) S Decachlorobiphen	24.01f	24.82	366.2E6	712.2E6	25.778m	24.635m
Spiked Amount 20.000	Range 30 - 150		Recovery =		128.89%	123.18%
Target Compounds						
3) L1 AR1016	10.26	10.69	200.1E6	507.6E6	446.237m	437.554m
4) L1 AR1016 (2)	11.98	12.68	267.4E6	419.4E6	427.351m	436.908m
5) L1 AR1016 (3)	12.41	12.99	179.5E6	224.0E6	473.487m	400.980m
6) L1 AR1016 (4)	12.60	14.00	111.6E6	308.0E6	467.150m	430.787m
7) L1 AR1016 (5)	13.61	14.31	139.1E6	337.9E6	467.072m	497.226m
Sum AR1016			897.7E6	1796.9E6	2281.295	2203.455
Average AR1016					456.259	440.691
Sum AR1221			0	0	N.D.	N.D.
Average AR1221					0.000	0.000
Sum AR1232			0	0	N.D.	N.D.
Average AR1232					0.000	0.000
Sum AR1242			0	0	N.D.	N.D.
Average AR1242					0.000	0.000
Sum AR1248			0	0	N.D.	N.D.
Average AR1248					0.000	0.000
Sum AR1254			0	0	N.D.	N.D.
Average AR1254					0.000	0.000
31) L7 AR1260	17.00f	17.56	329.0E6	809.8E6	454.957	440.214
32) L7 AR1260 (2)	17.91f	18.27f	621.8E6	1084.2E6	464.552	458.903m
33) L7 AR1260 (3)	18.93f	20.52	495.6E6	680.7E6	474.976m	438.101m
34) L7 AR1260 (4)	20.76	21.08	787.8E6	1756.5E6	474.601m	550.823m
35) L7 AR1260 (5)	21.40	21.88	360.1E6	1063.7E6	475.845m	471.996m
Sum AR1260			2594.3E6	5394.9E6	2344.931	2360.037
Average AR1260					468.986	472.007
Sum AR1268			0	0	N.D.	N.D.
Average AR1268					0.000	0.000
Sum AR1262			0	0	N.D.	N.D.
Average AR1262					0.000	0.000

(f)=RT Delta > 1/2 Window (#)=Amounts differ by > 25% (m)=manual int.

Evaluate Continuing Calibration Report

Data File : H:\GCDATA\U\111908\U0317290.D\ECD1A.CH
Acq On : 11-20-08 07:11:55
Sample : AR1660-3
Misc : STD
IntFile : autoint1.e

Vial: 32
Operator: RP
Inst : Instrumen
Multiplr: 1.00

Data File : H:\GCDATA\U\111908\U0317290.D\ECD2B.CH
Acq On : 11-20-08 07:11:55
Sample : AR1160-3
Misc : STD
IntFile : autoint2.e

Vial: 32
Operator: RP
Inst : Instrumen
Multiplr: 1.00

Method : H:\GCDATA\METHODS\U_ICAL\080408AU.M (Chemstation Integrator)
Title : 8082_PCB_Method / 608_PCB
Last Update : Wed Oct 29 12:14:54 2008
Response via : Multiple Level Calibration

CCV

Min. RRF : 0.000 Min. Rel. Area : 50% Max. R.T. Dev 0.50min
Max. RRF Dev : 15% Max. Rel. Area : 150%

		Compound	AvgRF	CCRF		%Dev	Area%	Dev(min)
1	S	Tetrachloro-m-xylene	10.687	12.765	E6	-19.4#	0#	-0.03
2	S	Decachlorobiphenyl	14.207	13.879	E6	2.3	0#	-0.03
3	L1	AR1016	448.402	455.680	E3	-1.6	0#	-0.02
4	L1	AR1016 (2)	625.726	631.188	E3	-0.9	0#	-0.03
5	L1	AR1016 (3)	379.079	380.329	E3	-0.3	0#	-0.03
6	L1	AR1016 (4)	238.873	242.953	E3	-1.7	0#	-0.03
7	L1	AR1016 (5)	297.773	286.101	E3	3.9	0#	-0.03
31	L7	AR1260	723.247	655.100	E3	9.4	0#	-0.03
32	L7	AR1260 (2)	1.338	1.266	E6	5.4	0#	-0.03
33	L7	AR1260 (3)	1.043	0.991	E6	5.0	0#	-0.03
34	L7	AR1260 (4)	1.660	1.562	E6	5.9	0#	-0.02
35	L7	AR1260 (5)	756.756	720.303	E3	4.8	0#	-0.02
		Signal #2						
1	S	Tetrachloro-m-xylene	23.259	23.556	E6	-1.3	0#	-0.02
2	S	Decachlorobiphenyl	28.909	28.146	E6	2.6	0#	-0.02
3	L1	AR1016	1.160	1.048	E6	9.7	0#	-0.02
4	L1	AR1016 (2)	960.037	882.108	E3	8.1	0#	-0.02
5	L1	AR1016 (3)	558.518	457.269	E3	18.1#	0#	-0.02
6	L1	AR1016 (4)	715.065	613.295	E3	14.2	0#	-0.02
7	L1	AR1016 (5)	679.519	612.370	E3	9.9	0#	-0.02
31	L7	AR1260	1.840	1.520	E6	17.4#	0#	-0.03
32	L7	AR1260 (2)	2.363	2.133	E6	9.7	0#	-0.03
33	L7	AR1260 (3)	1.554	1.349	E6	13.2	0#	-0.02
34	L7	AR1260 (4)	3.189	3.333	E6	-4.5	0#	-0.02
35	L7	AR1260 (5)	2.254	2.013	E6	10.7	0#	-0.02

(#) = Out of Range SPCC's out = 0 CCC's out = 0
U0317290.D 080408AU.M Fri Nov 21 15:06:17 2008

Quantitation Report (QT Reviewed)

Data File : H:\GCDATA\U\111908\U0317290.D\ECD1A.CH Vial: 32
Acq On : 11-20-08 07:11:55 Operator: RP
Sample : AR1660-3 Inst : Instrumen
Misc : STD Multiplr: 1.00
IntFile : autoint1.e

Data File : H:\GCDATA\U\111908\U0317290.D\ECD2B.CH Vial: 32
Acq On : 11-20-08 07:11:55 Operator: RP
Sample : AR1160-3 Inst : Instrumen
Misc : STD Multiplr: 1.00
IntFile : autoint2.e
Quant Time: Nov 20 9:33 2008 Quant Results File: 080408AU.RES

Quant Method : H:\GCDATA\METHODS\U_ICAL\080408AU.M (Chemstation Integrator)
Title : 8082_PCB_Method / 608_PCB
Last Update : Wed Oct 29 12:14:54 2008
Response via : Initial Calibration
DataAcq Meth : PEST32UT.M

Volume Inj. : 1.0uL
Signal #1 Phase : RTx-CLP Signal #2 Phase: RTx-CLP2
Signal #1 Info : 0.32 Signal #2 Info : 0.32

Compound	RT#1	RT#2	Resp#1	Resp#2	PPB	PPB
System Monitoring Compounds						
1) S Tetrachloro-m-xy	7.42f	7.22f	319.1E6	588.9E6	29.859	25.319
Spiked Amount 20.000	Range 30 - 150		Recovery =		149.30%	126.60%
2) S Decachlorobiphen	24.01f	24.82f	347.0E6	703.6E6	24.423m	24.340m
Spiked Amount 20.000	Range 30 - 150		Recovery =		122.12%	121.70%
Target Compounds						
3) L1 AR1016	10.23	10.67	227.8E6	524.2E6	508.115m	451.887
4) L1 AR1016 {2}	11.96f	12.67	315.6E6	441.1E6	504.364m	459.414m
5) L1 AR1016 {3}	12.39f	12.98	190.2E6	228.6E6	501.650m	409.360m
6) L1 AR1016 {4}	12.59f	13.99	121.5E6	306.6E6	508.541m	428.838m
7) L1 AR1016 {5}	13.60f	14.31	143.1E6	306.2E6	480.402m	450.591m
Sum AR1016			998.1E6	1806.7E6	2503.071	2200.089
Average AR1016					500.614	440.018
Sum AR1221			0	0	N.D.	N.D.
Average AR1221					0.000	0.000
Sum AR1232			0	0	N.D.	N.D.
Average AR1232					0.000	0.000
Sum AR1242			0	0	N.D.	N.D.
Average AR1242					0.000	0.000
Sum AR1248			0	0	N.D.	N.D.
Average AR1248					0.000	0.000
Sum AR1254			0	0	N.D.	N.D.
Average AR1254					0.000	0.000
31) L7 AR1260	16.99f	17.55f	327.6E6	760.1E6	452.888	413.208
32) L7 AR1260 {2}	17.91f	18.27f	632.9E6	1066.6E6	472.858	451.434
33) L7 AR1260 {3}	18.93f	20.51	495.3E6	674.3E6	474.719	433.980m
34) L7 AR1260 {4}	20.76	21.08	780.9E6	1666.7E6	470.475m	522.685m
35) L7 AR1260 {5}	21.39	21.88	360.2E6	1006.6E6	475.915m	446.684m
Sum AR1260			2596.9E6	5174.4E6	2346.855	2267.992
Average AR1260					469.371	453.598
Sum AR1268			0	0	N.D.	N.D.
Average AR1268					0.000	0.000

(f)=RT Delta > 1/2 Window (#)=Amounts differ by > 25% (m)=manual int.

Quantitation Report (QT Reviewed)

Data File : H:\GCDATA\U\111908\U0317290.D\ECD1A.CH Vial: 32
Acq On : 11-20-08 07:11:55 Operator: RP
Sample : AR1660-3 Inst : Instrumen
Misc : STD Multiplr: 1.00
IntFile : autoint1.e

Data File : H:\GCDATA\U\111908\U0317290.D\ECD2B.CH Vial: 32
Acq On : 11-20-08 07:11:55 Operator: RP
Sample : AR1160-3 Inst : Instrumen
Misc : STD Multiplr: 1.00
IntFile : autoint2.e
Quant Time: Nov 20 9:33 2008 Quant Results File: 080408AU.RES

Quant Method : H:\GCDATA\METHODS\U_ICAL\080408AU.M (Chemstation Integrator)
Title : 8082_PCB_Method / 608_PCB
Last Update : Wed Oct 29 12:14:54 2008
Response via : Initial Calibration
DataAcq Meth : PEST32UT.M

Volume Inj. : 1.0uL
Signal #1 Phase : RTx-CLP Signal #2 Phase: RTx-CLP2
Signal #1 Info : 0.32 Signal #2 Info : 0.32

Compound	RT#1	RT#2	Resp#1	Resp#2	PPB	PPB
Sum AR1262			0	0	N.D.	N.D.
Average AR1262					0.000	0.000

(f)=RT Delta > 1/2 Window (#)=Amounts differ by > 25% (m)=manual int.

Evaluate Continuing Calibration Report

Signal #1 : I:\GCDATA\U\111908\U0317300.D\ECD1A.CH Vial: 41
Signal #2 : I:\GCDATA\U\111908\U0317300.D\ECD2B.CH
Acq On : 11-20-08 14:40:17 Operator: RP
Sample : AR1660-3 Inst : Instrumen
Misc : 8082 STD Multiplr: 1.00
IntFile Signal #1: autoint1.e IntFile Signal #2: autoint2.e

Method : H:\GCDATA\METHODS\U_ICAL\080408AU.M (Chemstation Integrator)
Title : 8082_PCB_Method / 608_PCB
Last Update : Wed Oct 29 12:14:54 2008
Response via : Multiple Level Calibration

CCV

Min. RRF : 0.000 Min. Rel. Area : 50% Max. R.T. Dev 0.50min
Max. RRF Dev : 15% Max. Rel. Area : 150%

		Compound	AvgRF	CCRF		%Dev	Area%	Dev(min)
1	S	Tetrachloro-m-xylene	10.687	11.474	E6	-7.4	0#	-0.02
2	S	Decachlorobiphenyl	14.207	15.625	E6	-10.0	0#	-0.02
3	L1	AR1016	448.402	484.515	E3	-8.1	0#	0.00
4	L1	AR1016 (2)	625.726	683.862	E3	-9.3	0#	-0.02
5	L1	AR1016 (3)	379.079	402.528	E3	-6.2	0#	-0.02
6	L1	AR1016 (4)	238.873	258.645	E3	-8.3	0#	-0.02
7	L1	AR1016 (5)	297.773	336.564	E3	-13.0	0#	-0.02
31	L7	AR1260	723.247	732.141	E3	-1.2	0#	-0.03
32	L7	AR1260 (2)	1.338	1.405	E6	-5.0	0#	-0.03
33	L7	AR1260 (3)	1.043	1.071	E6	-2.7	0#	-0.03
34	L7	AR1260 (4)	1.660	1.777	E6	-7.0	0#	-0.02
35	L7	AR1260 (5)	756.756	815.782	E3	-7.8	0#	-0.02
		Signal #2						
1	S	Tetrachloro-m-xylene	23.259	24.640	E6	-5.9	0#	-0.02
2	S	Decachlorobiphenyl	28.909	32.234	E6	-11.5	0#	-0.02
3	L1	AR1016	1.160	1.153	E6	0.6	0#	0.00
4	L1	AR1016 (2)	960.037	915.270	E3	4.7	0#	-0.01
5	L1	AR1016 (3)	558.518	510.276	E3	8.6	0#	-0.01
6	L1	AR1016 (4)	715.065	716.947	E3	-0.3	0#	-0.01
7	L1	AR1016 (5)	679.519	742.682	E3	-9.3	0#	-0.01
31	L7	AR1260	1.840	1.781	E6	3.2	0#	-0.02
32	L7	AR1260 (2)	2.363	2.474	E6	-4.7	0#	-0.02
33	L7	AR1260 (3)	1.554	1.537	E6	1.1	0#	-0.02
34	L7	AR1260 (4)	3.189	3.949	E6	-23.8#	0#	-0.02
35	L7	AR1260 (5)	2.254	2.399	E6	-6.4	0#	-0.02

Quantitation Report (QT Reviewed)

Signal #1 : I:\GCDATA\U\111908\U0317300.D\ECD1A.CH Vial: 41
Signal #2 : I:\GCDATA\U\111908\U0317300.D\ECD2B.CH
Acq On : 11-20-08 14:40:17 Operator: RP
Sample : AR1660-3 Inst : Instrumen
Misc : 8082 STD Multiplr: 1.00
IntFile Signal #1: autoint1.e IntFile Signal #2: autoint2.e
Quant Time: Nov 21 15:01 2008 Quant Results File: 080408AU.RES

Quant Method : H:\GCDATA\METHODS\U_ICAL\080408AU.M (Chemstation Integrator)
Title : 8082_PCB_Method / 608_PCB
Last Update : Wed Oct 29 12:14:54 2008
Response via : Initial Calibration
DataAcq Meth : PEST32UT.M

Volume Inj. : 1.0uL
Signal #1 Phase : RTx-CLP Signal #2 Phase: RTx-CLP2
Signal #1 Info : 0.32 Signal #2 Info : 0.32

Compound	RT#1	RT#2	Resp#1	Resp#2	PPB	PPB
System Monitoring Compounds						
1) S Tetrachloro-m-xy	7.43f	7.23f	286.8E6	616.0E6	26.839m	26.484m
Spiked Amount 20.000	Range 30 - 150		Recovery =		134.20%	132.42%
2) S Decachlorobiphen	24.01f	24.82	390.6E6	805.9E6	27.495m	27.876m
Spiked Amount 20.000	Range 30 - 150		Recovery =		137.48%	139.38%
Target Compounds						
3) L1 AR1016	10.25	10.69	242.3E6	576.4E6	540.268m	496.904
4) L1 AR1016 (2)	11.97	12.67	341.9E6	457.6E6	546.455m	476.685m
5) L1 AR1016 (3)	12.39	12.98	201.3E6	255.1E6	530.929m	456.813m
6) L1 AR1016 (4)	12.59	13.99	129.3E6	358.5E6	541.385m	501.316m
7) L1 AR1016 (5)	13.60	14.31	168.3E6	371.3E6	565.136m	546.476m
Sum AR1016			1083.1E6	2019.0E6	2724.173	2478.194
Average AR1016					544.835	495.639
Sum AR1221			0	0	N.D.	N.D.
Average AR1221					0.000	0.000
Sum AR1232			0	0	N.D.	N.D.
Average AR1232					0.000	0.000
Sum AR1242			0	0	N.D.	N.D.
Average AR1242					0.000	0.000
Sum AR1248			0	0	N.D.	N.D.
Average AR1248					0.000	0.000
Sum AR1254			0	0	N.D.	N.D.
Average AR1254					0.000	0.000
31) L7 AR1260	16.99f	17.56	366.1E6	890.3E6	506.149	483.979
32) L7 AR1260 (2)	17.91f	18.27f	702.3E6	1236.9E6	524.697	523.518
33) L7 AR1260 (3)	18.93f	20.52	535.7E6	768.4E6	513.375	494.510m
34) L7 AR1260 (4)	20.76	21.08	888.5E6	1974.3E6	535.289m	619.149m
35) L7 AR1260 (5)	21.39	21.88	407.9E6	1199.5E6	538.999m	532.288m
Sum AR1260			2900.4E6	6069.4E6	2618.508	2653.444
Average AR1260					523.702	530.689
Sum AR1268			0	0	N.D.	N.D.
Average AR1268					0.000	0.000
Sum AR1262			0	0	N.D.	N.D.
Average AR1262					0.000	0.000

(f)=RT Delta > 1/2 Window (#)=Amounts differ by > 25% (m)=manual int.

PESTICIDE/PCB EXTRACTION LOG

(SOIL) / WATER / WIPES / OIL

Sep. Funnel 3510C / Continuous 3520C / Soxhlet 3540C (Sonication 3550B) Waste Dilution 3580A

OLCO3.2 / OLMO4.2 / OLMO3.2 / OLM04.3

Approval / Date: 11/17/08

GPC: Y (N)

Analysis Method: 8082 (S)

Ext. Chemist: T. H Date: 11/17/08 Conc. Chemist: T. H Date: 11/17/08

Cleanup:

Florisil (3620B)(F) Date: — Acid(3665A)(A) Date — Sulfur (3660B)(S) Date: —

Lot #: — Lot #: — Lot #: —

Spike Witness Initials:

GPL W. O. #	Frac.	Init pH	Sample Vol. (gram) mL	Surr. Vol. mL	Spike Vol. mL	Adjust. pH	F (A) S Cleanup	F.V. mL
811083	BLK 1067	—	30.00	1.0	—	—	A	10.0
	BKS		30.00		1.0			
	001MS		30.00		↓			
	001MSD		30.00		—			
	001		30.00					
	002		30.02					
	003		30.00					
	004		30.03					
	005		30.01					
	006		30.00					
	007		30.01					
	008		30.01					
	009		30.00					
	010		30.02					
	011		30.01					
↓	012	↓	30.01	↓	↓	↓	↓	↓

T. H 11/17/08

Solvent: (DCM) / Acetone Solvent: Hexane Surrogate Soln#: 44353 Matrix Spike Soln #: 44308

Lot #: 084187 Lot #: G35E38 Surr. Soln Conc(s): 0.2 ppm MS Soln Conc(s): 5, 5 ppm

Sodium Sulfate # : G20609

Comments & Observations:

TETRA TECH NUS, INC. **CALCULATION WORKSHEET** PAGE 1 OF 1

CLIENT	Lockheed Martin-Blacke	JOB NUMBER	02135
SUBJECT	Calc. Check SDG 811083		
BASED ON		DRAWING NUMBER	
BY J. Kaliyak	CHECKED BY	APPROVED BY	DATE 04/13/09

% Solids Sample SB-555A-12

$$\frac{(11.3050 - 10.2300)}{(11.3050 - 1.3220)} \times 100 = \%\,\text{Moist} \simeq 10.77\,\%\,\text{Moist}$$

$$100 - 10.77 \simeq 89.23\,\%\,\text{Solids}$$

PCB - Aroclor 1260 Sample SB-555A-12

$$\left(\frac{274.1E+6}{0.7232E+6} + \frac{523.3E+6}{1.338E+6} + \frac{473.8E+6}{1.043E+6} + \frac{579.1E+6}{1.660E+6} + \frac{254.4E+6}{0.7568E+6} \right) / 5 \simeq$$

$$\left(378.01 + 391.11 + 454.27 + 348.86 + 336.15 \right) / 5 \simeq 381.88\,ppb$$

$$\frac{381.88 \times 5 \times 10\,ml}{30\,g \times 0.892} \simeq 7135\,ug/kg$$

GPL Laboratories, LLLP
Percent Solids Determination Log

Method Title: CLP_SOLIDS
Analyst: Paul Hewling
Method Reference: Percent Solids by CLP
Reviewed By/Date:
Analytical Balance ID: Saratorius CP153
Analytical Batch: 118943
Date/Time In (Oven): 11/13/2008 12:22
Oven Temperature: 104C
Date/Time Out (Oven): 11/14/2008 12:47
Oven Temperature: 104C
Dessicator Temp: 22C
% Humidity (<20%): 12%

Drying Oven Temp Maintained at 103-105C

SDG	Lab Sample ID	Client Sample ID	Weight of Dish	Weight of Wet Sample + Dish	Weight of Dry Sample + Dish	Percent Moisture	Percent Solids	RPD (<20)
811083	811083-001-001-1/2	SB-541A-4	1.3260g	11.0330g	9.4870g	15.9%	84.1%	
811083	811083-002-003-1/2	SB-550A-SS[SJ]	1.3230g	10.4850g	10.0580g	4.7%	95.3%	
811083	811083-003-005-1/2	SB-543A-SS[SJ]	1.3230g	10.2070g	9.7230g	5.5%	94.6%	
811083	811083-004-007-1/2	SB-543A-4SS0-0.5	1.3210g	10.9440g	9.2650g	17.5%	82.6%	
811083	811083-005-009-1/2	SB-543A-SS0.5-1	1.3200g	10.5900g	9.2560g	14.4%	85.6%	
811083	811083-006-011-1/2	SB-543A-2	1.3250g	12.2540g	10.5200g	15.9%	84.1%	
811083	811083-007-013-1/2	SB-543A-3	1.3180g	11.4590g	10.0450g	13.9%	86.1%	
811083	811083-008-015-1/2	SB-543A-4	1.3180g	10.9230g	9.6380g	13.4%	86.6%	
811083	811083-009-017-1/2	SB-555A-10	1.3220g	10.8570g	9.1350g	18.1%	81.9%	
811083	811083-010-019-1/2	SB-555A-12	1.3220g	11.3050g	10.2300g	10.8%	89.2%	
811083	811083-011-021-1/2	SB-555A-14	1.3230g	10.7750g	9.1700g	17.0%	83.0%	
811083	811083-012-023-1/2	SB-555A-16	1.3080g	10.5870g	9.0310g	16.8%	83.2%	
811083	811083-012-023-1/2D	SB-555A-16	1.3190g	11.0050g	9.4720g	15.8%	84.2%	1.1

Quantitation Report (QT Reviewed)

Signal #1 : H:\GCDATA\U\111908\U0317297.D\ECD1A.CH Vial: 39
Signal #2 : H:\GCDATA\U\111908\U0317297.D\ECD2B.CH
Acq On : 11-20-08 13:04:17 Operator: RP
Sample : 811083-010-019-1/2 5X Inst : Instrumen
Misc : SB-555A-12 DL Multiplr: 1.00
IntFile Signal #1: autoint1.e IntFile Signal #2: autoint2.e
Quant Time: Nov 20 14:36 2008 Quant Results File: 080408AU.RES

Quant Method : H:\GCDATA\METHODS\U_ICAL\080408AU.M (Chemstation Integrator)
Title : 8082_PCB_Method / 608_PCB
Last Update : Wed Oct 29 12:14:54 2008
Response via : Initial Calibration
DataAcq Meth : PEST32UT.M

Volume Inj. : 1.0uL
Signal #1 Phase : RTx-CLP Signal #2 Phase: RTx-CLP2
Signal #1 Info : 0.32 Signal #2 Info : 0.32

Compound	RT#1	RT#2	Resp#1	Resp#2	PPB	PPB
System Monitoring Compounds						
1) S Tetrachloro-m-xy	7.43f	7.22f	42159209	65654774	3.945m	2.823m#
Spiked Amount 20.000	Range 30 - 150		Recovery =		19.73%#	14.12%#
2) S Decachlorobiphen	24.01f	24.82f	52820754	103.8E6	3.718m	3.590m
Spiked Amount 20.000	Range 30 - 150		Recovery =		18.59%#	17.95%#
Target Compounds						
Sum AR1016			0	0	N.D.	N.D.
Average AR1016					0.000	0.000
Sum AR1221			0	0	N.D.	N.D.
Average AR1221					0.000	0.000
Sum AR1232			0	0	N.D.	N.D.
Average AR1232					0.000	0.000
Sum AR1242			0	0	N.D.	N.D.
Average AR1242					0.000	0.000
Sum AR1248			0	0	N.D.	N.D.
Average AR1248					0.000	0.000
Sum AR1254			0	0	N.D.	N.D.
Average AR1254					0.000	0.000
31) L7 AR1260	16.99f	17.55f	274.1E6	563.1E6	379.050	306.124m
32) L7 AR1260 {2}	17.91f	18.27f	523.3E6	1055.4E6	390.982m	446.709m
33) L7 AR1260 {3}	18.93f	20.52	473.8E6	441.3E6	454.083m	284.043m#
34) L7 AR1260 {4}	20.76	21.08	579.1E6	1303.8E6	348.865m	408.863m
35) L7 AR1260 {5}	21.39	21.88	254.4E6	634.8E6	336.223m	281.672m
Sum AR1260			2104.8E6	3998.4E6	1909.203	1727.412
Average AR1260					381.841	345.482
Sum AR1268			0	0	N.D.	N.D.
Average AR1268					0.000	0.000
Sum AR1262			0	0	N.D.	N.D.
Average AR1262					0.000	0.000

(f)=RT Delta > 1/2 Window (#)=Amounts differ by > 25% (m)=manual int.

Response Factor Report Instrumen

Method : I:\GCDATA\METHODS\U_ICAL\080408AU.M (Chemstation Integrator)
Title : 8082_PCB_Method / 608_PCB
Last Update : Tue Aug 05 12:52:18 2008

Cal.

Calibration Files
P005 =U0316141.D P025 =U0316140.D P050 =U0316139.D
P075 =U0316138.D P100 =U0316137.D P001 =U0316142.D

		Compound	P005	P025	P050	P075	P100	P001	Avg		%RSD
1)	S	Tetrachloro-m-xylen	0.901	1.085	1.090	1.231	1.129	0.977	1.069	E7	10.85
2)	S	Decachlorobiphenyl	1.465	1.456	1.309	1.533	1.314	1.448	1.421	E7	6.33
3)	L1	AR1016	4.687	4.814	4.084	4.897	3.813	4.611	4.484	E5	9.71
4)	L1	AR1016 (2)	6.331	7.040	5.572	6.988	5.600	6.014	6.257	E5	10.39
5)	L1	AR1016 (3)	3.759	3.910	3.798	4.080	3.548	3.650	3.791	E5	4.98
6)	L1	AR1016 (4)	2.167	2.573	2.442	2.556	2.272	2.321	2.389	E5	6.81
7)	L1	AR1016 (5)	3.018	2.960	2.810	3.145	2.729	3.203	2.978	E5	6.20
8)	L2	AR1221	1.287	1.268	1.174	1.114	1.106	1.479	1.238	E5	11.33
9)	L2	AR1221 (2)	5.494	6.425	5.413	4.816	4.775	5.147	5.345	E4	11.34
10)	L2	AR1221 (3)	3.289	3.140	3.052	2.942	2.975	3.604	3.167	E5	7.83
11)	L3	AR1232	8.065	7.087	8.024	7.761	7.085	7.864	7.648	E4	5.87
12)	L3	AR1232 (2)	1.173	0.938	0.935	0.752	0.770	1.150	0.953	E5	18.89
13)	L3	AR1232 (3)	1.025	0.969	0.948	1.014	0.926	0.974	0.976	E5	3.86
14)	L3	AR1232 (4)	1.558	1.338	1.148	1.321	1.222	1.678	1.378	E5	14.66
15)	L3	AR1232 (5)	6.326	6.807	7.000	6.779	6.606	5.658	6.529	E4	7.40
16)	L4	AR1242	1.369	1.306	1.444	1.477	1.391	1.362	1.391	E5	4.41
17)	L4	AR1242 (2)	4.777	4.486	4.696	4.198	4.180	4.633	4.495	E5	5.68
18)	L4	AR1242 (3)	1.500	1.390	1.429	1.419	1.345	1.422	1.417	E5	3.60
19)	L4	AR1242 (4)	1.515	1.450	1.453	1.396	1.479	1.520	1.469	E5	3.16
20)	L4	AR1242 (5)	9.260	8.795	9.219	8.702	8.702	9.700	9.063	E4	4.42
21)	L5	AR1248	3.144	2.910	2.666	2.757	2.547	3.372	2.899	E5	10.71
22)	L5	AR1248 (2)	2.408	2.264	2.305	2.257	2.127	2.540	2.317	E5	6.12
23)	L5	AR1248 (3)	2.492	2.342	2.425	2.379	2.318	2.614	2.428	E5	4.53
24)	L5	AR1248 (4)	2.332	2.207	2.274	2.220	2.199	2.687	2.320	E5	8.05
25)	L5	AR1248 (5)	1.722	1.793	1.677	1.733	1.769	2.019	1.785	E5	6.79
26)	L6	AR1254	5.269	4.656	4.376	4.287	4.206	6.034	4.805	E5	14.90
27)	L6	AR1254 (2)	8.256	7.810	7.004	7.027	7.002	8.146	7.541	E5	7.94
28)	L6	AR1254 (3)	7.411	7.414	6.820	6.971	7.046	8.336	7.333	E5	7.46
29)	L6	AR1254 (4)	8.094	8.201	7.580	7.782	7.643	9.130	8.071	E5	7.11
30)	L6	AR1254 (5)	3.380	3.422	3.190	3.307	3.431	3.931	3.444	E5	7.40
31)	L7	AR1260	7.619	7.224	6.598	7.342	6.333	8.278	7.232	E5	9.71
32)	L7	AR1260 (2)	1.362	1.345	1.265	1.448	1.253	1.358	1.338	E6	5.35
33)	L7	AR1260 (3)	1.057	1.032	1.027	1.128	0.935	1.083	1.043	E6	6.22
34)	L7	AR1260 (4)	1.623	1.624	1.556	1.857	1.588	1.710	1.660	E6	6.60
35)	L7	AR1260 (5)	7.137	7.667	7.071	8.780	7.567	7.184	7.568	E5	8.48
36)	L8	AR1268			6.413				6.413	E5	0.00
37)	L8	AR1268 (2)			7.422				7.422	E5	0.00
38)	L8	AR1268 (3)			4.857				4.857	E5	0.00
39)	L8	AR1268 (4)			5.451				5.451	E5	0.00
40)	L8	AR1268 (5)			7.029				7.029	E5	0.00
41)	L9	AR1262			1.125				1.125	E6	0.00
42)	L9	AR1262(2)			6.360				6.360	E5	0.00
43)	L9	AR1262(3)			1.162				1.162	E6	0.00
44)	L9	AR1262(4)			1.209				1.209	E6	0.00
45)	L9	AR1262(5)			8.809				8.809	E5	0.00

Signal #2 Calibration Files
P005 =U0316141.D P025 =U0316140.D P050 =U0316139.D
P075 =U0316138.D P100 =U0316137.D P001 =U0316142.D

		Compound	P005	P025	P050	P075	P100	P001	Avg		%RSD
1)	S	Tetrachloro-m-xylen	1.905	2.143	2.436	2.930	2.653	1.889	2.326	E7	18.09
2)	S	Decachlorobiphenyl	2.764	2.943	2.756	3.334	2.911	2.637	2.891	E7	8.44
3)	L1	AR1016	1.208	1.168	1.100	1.187	1.047	1.250	1.160	E6	6.39
4)	L1	AR1016 (2)	0.953	0.950	0.937	1.006	0.890	1.024	0.960	E6	5.05
5)	L1	AR1016 (3)	5.157	5.535	5.632	6.237	5.571	5.379	5.585	E5	6.48
6)	L1	AR1016 (4)	7.070	7.101	6.967	7.693	6.905	7.168	7.151	E5	3.95
7)	L1	AR1016 (5)	6.331	6.570	6.802	7.511	6.893	6.665	6.795	E5	5.91

(#) = Out of Range